



M A R S H A L L THUNDERING HERD™

Marshall Sports Information • P.O. Box 1360 • Huntington, W.Va. 25701
Softball Contact: Scott Hall • hall133@marshall.edu
Office: 304-696-4662 • Cell: 540-539-2032



@HERDzone

2019 SCHEDULE: 28-17, 11-7 C-USA

Date Opponent Time

USD Tournament - San Diego, Calif.

2/8	UC-Riverside	W, 5-2
2/8	at San Diego	W, 10-1
2/9	Cal Poly	W, 6-5 (9 inn)
2/9	UC-Riverside	L, 5-4
2/10	Portland State	W, 7-4

Battle at the Beach - Conway, S.C.

2/15	Eastern Kentucky	W, 5-2
2/15	at Coastal Carolina	L, 1-0
2/16	Eastern Kentucky	W, 8-4
2/16	Presbyterian	W, 10-1
2/17	Towson	L, 3-2

Holy City Showdown - Charleston, S.C.

2/22	UMass-Lowell	W, 4-3 (8 inn)
2/22	Iowa State	L, 1-0
2/23	UNC-Wilmington	W, 11-5
2/23	Charleston Southern	W, 10-0 (5 inn)
2/24	Appalachian State	L, 2-1
2/27	Ohio	W, 8-0
3/2	Rider (DH)	W, 2-0 & W, 4-0
3/3	Rider	W, 10-2 (5 inn)

Cherry Blossom Festival - Fairfax, Va.

3/8	Monmouth	W, 1-0
3/9	Lafayette	W, 6-1
3/10	Monmouth	L, 4-2
3/10	at George Mason	W, 5-4
3/16	at Charlotte * DH	W, 7-5 & W, 13-0 (5)
3/17	at Charlotte *	L, 11-6
3/20	No. 13 Kentucky	L, 9-4
3/23	UTSA * DH	W, 5-0 & W, 7-0
3/24	UTSA *	L, 4-2
3/26	at Longwood	L, 13-1 (5)
3/27	at No. 20 James Madison	L, 8-5
3/30	at Southern Miss * DH	W, 6-1 & W, 6-3
3/31	at Southern Miss *	L, 5-0
4/6	WKU * DH	W, 10-2 (6) & L, 7-1
4/7	WKU *	W, 8-7 (8)
4/13	at FIU * DH	L, 9-1 (5) & L, 5-1
4/14	at FIU *	W, 7-1
4/19	LA Tech * DH	L, 10-8 & W, 10-2 (5)
4/20	Louisiana Tech *	W, 7-6
4/23	Louisville	L, 5-4
4/27	at Middle Tennessee * DH	3:00 & 5:00 PM
4/28	at Middle Tennessee *	1:00 PM
4/30	at Morehead State DH	1:00 & 3:00 PM
5/1	Pittsburgh	2:00 PM
5/4	Florida Atlantic * DH	1:00 & 3:00 PM
5/5	Florida Atlantic *	1:00 PM

Conference USA Tournament
May 8-11 in Birmingham, Ala.

Key

* C-USA Game

Home Games at Dot Hicks Field in **Bold & Green**

All Times are Eastern

The Journey of Team 26

Conference USA Action - at Middle Tennessee



Middle Tennessee Blue Raiders

25-21, 9-8 C-USA

Head Coach: Jeff Breeden, 7th season

Record at MTSU: 145-225

History: 16 meetings. MU leads 15-1

Previous Meeting: May 6, 2018 - Huntington
- Played just a Sunday DH and Herd took both games, 8-6 & 3-2.



Hayden Ellis 2019 Warrior Award

Senior Hayden Ellis was named the 2019 Warrior Award winner named in honor of Emileigh Cooper. Ellis also hit 3 homers & drove in 8 runs vs. Louisiana Tech and was named C-USA Player of the Week, April 22.

(Photo credit: Julia Hanna Colliflower)

Marshall Probable Starters (based on previous game)

Player	Avg.	AB	R	H	2B	3B	HR	RBI	BB (SB)
1. LF Rachel Rousseau	.300	50	11	15	5	0	4	16	4 (1)
2. CF Hannah Giammarino	.246	126	29	31	4	1	6	27	12 (15)
3. 1B Aly Harrell	.337	98	24	33	6	0	12	35	48 16-HBP
4. DP Mya Stevenson	.291	110	23	32	6	2	10	29	15 3-HBP
5. 3B Blakely Burch	.263	114	31	30	7	6	4	23	9 16-HBP
6. SS Sierra Huerta	.292	106	29	31	6	0	5	22	20 19-HBP
7. C Hayden Ellis	.264	87	16	23	7	1	4	21	24 (1)
8. RF Abigail Estrada	.282	39	11	11	0	0	0	0	0 (2)
9. 2B Armani Brown	.274	135	19	37	4	0	0	8	8 (6)

Pitching Staff (by innings pitched)

Player	W-L	ERA	App	GS	CG	IP	R	ER	K
Abigail Tolbert	17-13	3.12	34	28	16	173.0	93	77	126
Kailee Williamson	9-3	3.16	28	16	9	108.2	59	49	80
Ali Burdette	2-0	4.90	7	0	0	10.0	9	7	7
Mya Stevenson	0-1	0.00	1	1	0	0.0	2	0	0

General/Media Information

#MUSB

General Information

Location (Founded) Huntington, W.Va. (1837)
Enrollment 13,631
Affiliation NCAA Division I
Conference USA
Nickname Thundering Herd
Colors Kelly Green and White
Mascot Marco, The Buffalo
President Dr. Jerry A. Gilbert
Athletics Director Mike Hamrick
Assoc. AD/SWA Beatrice Crane Banford
Home Field (Capacity) . Dot Hicks Field (1,000)

Softball History

First Year 1994
All-Time Record 772-642-3
All-Time C-USA Record 167-149-3
C-USA Tourn. Appearances 12
C-USA Tourn. Record 13-13

Softball Staff

Head Coach Megan Smith
Alma Mater North Carolina ['99]
Year at Marshall 1st
Career Record 421-282
MU Record 28-17
Assistant Coach Corey Lyon
Previous School UL-Monroe
Year at Marshall 1st
Assistant Coach Maddie Holub
Alma Mater [Fort Hays State '13]
Year at Marshall 1st
Director of Operations Madi Marshall
Year at Marshall 1st Staff/Played 4 yrs
Athletic Trainer Ryan Smith
Year at Marshall 3rd

Softball Media

Softball Contact Scott Hall
Office Phone 304-696-4662
Cell Phone 540-539-2032
Email hall133@marshall.edu
Asst. AD, Media Relations Jason Corriher
Fax Number 304-696-2325
Mailing Address 1801 Third Avenue
..... Cam Henderson Center, Room 2035
..... Huntington, W.Va. 25703
Softball Office Phone 304-696-4370
Softball Facebook facebook.com/herdsoftball
Softball Twitter @HerdSB
Website HerdZone.com
Twitter @HerdZone

Radio

Tune in to 88.1 WMUL-FM for coverage all season long of Marshall Softball. Fans can tune in online at www.marshall.edu/wmul by clicking one of the Live Streams on the front page. Select games in early season tournaments to be simulcast using Facebook Live.

2018 Team Facts

Letterwinners Returning/Lost 12/7
Starting Position Players Returning/Lost 4/6
Pitchers Returning/Lost 3/1
Newcomers 8

Key Returners

Sr. P Abigail Tolbert
12-11/3.49 ERA/30 GS/10 CG/5 SHO/160.2 IP
Sr. P Ali Burdette
4-9/4.08 ERA/33 APP/91 IP/46 K
Sr. IF Briana Daiss
.252/40 GS/30 Hits/7 2B/5 HR/22 RBI/52 TB
Jr. IF Blakely Burch
.220/53 GS/26 Hits/12 R/5 2B/11 RBI/11 SB
Jr. P Kailee Williamson
8-9/3.77 ERA/34 APP/19 GS/104 IP/65 K
So. IF Aly Harrell
.350/42 Hits/10 2B/11 HR/41 RBI/23 BB/85 TB
Conference USA Freshman of the Year

Key Players Lost

2018 Sr. INF Elicia D'Orazio
.348/63 Hits/42 R/44 SB/All-time leader in SB
2018 Sr. C Taylor McCord
.299/50 Hits/26 R/17 2B/5 HR/30 RBI/14 CS
MU all-time leader in runners CS & Pickoffs
2018 Sr. OF Jordan Colliflower
.350/48 Hits/21 R/15 SB/23-game hit streak
2018 Sr. OF Eloise Tribolet
.279/31 Hits/15 R/10 SB/Robbed 2 HRs
2018 Fr. INF Grayson Radcliffe
.229/53 GS/30 Hits/16 R/6 2B/2 HR/15 RBI
2018 Fr. OF Wylie Glover
.239/23 GS/16 Hits/11 R/6 2B/SC Top 10 catch

Newcomers

OF Hannah Giammarino - transfer from BGSU
INF Brooke Burns - transfer from UNC
INF Sierra Huerta - Moorpark College
OF Carson Lyon - Sterlington, La.
OF Chloe Lee - Tampa, Fla.
OF Rachel Pennington - West Hamlin, W.Va.
C Caitlin Myers - Charles Town, W.Va.
P Mya Stevenson - Mequite, Texas

Media Guidelines

All media requests for Marshall University softball must be coordinated with Scott Hall, Associate Director for Sports Information. To schedule an interview, please contact Scott through one of the means provided. Please keep in mind that class schedules, practices and travel days are subject to change, so it is important to make contact for an interview as soon as possible to ensure schedules do not conflict.

Game Day

Access to players and coaches is limited on game day. Following the conclusion of games on a given day, media members will have access to players and coaches at a designated section of Dot Hicks Field. Press box space is limited. If you wish to cover a game from the box, please contact Scott Hall before the day of a game, in order to ensure seating.

Fans can tune in to 88.1 WMUL-FM and online at www.marshall.edu/wmul for coverage of all the Marshall Softball games, and www.cusatv.com for the live stream of the home games & Conference USA road games. Select early season tournaments with neutral games will be simulcast on Facebook Live through the team page.

Softball Social Media
Twitter: @HerdSB @HerdZone
Facebook: Marshall University Softball
& Marshall University Athletics
Instagram: HerdSB & HerdZone



2019 *THUNDERING HERD*™ Roster

No.	Name	Yr.	B/T	HT	Pos.	Hometown/Last School
00	Abigail Tolbert	Sr.	R/R	5-8	RHP	Barboursville, W.Va./Cabell Midland HS
1	Samantha Loose	Sr.	L/R	5-2	INF	Anaheim Hills, Calif./El Modena HS
2	Brooke Burns	Jr.	R/R	5-4	INF	Chapin, S.C./University of North Carolina
3	Armani Brown	So.	L/R	5-4	INF	Elk Grove, Calif./Cosumnes Oaks HS
4	Sierra Huerta	Jr.	R/R	5-5	INF	Fillmore, Calif./Moorpark College
7	Ali Burdette	Sr.	R/R	5-9	P/UT	Buffalo, W.Va./Buffalo HS
10	Hannah Giammarino	Sr.	R/R	5-5	OF	Amanda, Ohio/Bowling Green State University
11	Carson Lyon	Fr.	R/R	5-4	OF	Monroe, La./Sterlington HS
14	Hayden Ellis	Sr.	R/R	5-6	C	Ashville, Ohio/Teays Valley HS
16	Abigail Estrada	Sr.	L/R	5-3	OF	Torrance, Calif./West Torrance HS
17	Chloe Lee	Fr.	L/R	5-2	OF	Tampa, Fla./Wharton HS
21	Rachel Pennington	Fr.	R/R	5-6	OF	West Hamlin, W.Va./Lincoln County HS
22	Caitlin Myers	Fr.	R/R	5-6	C	Charles Town, W.Va./Washington HS
23	Mya Stevenson	Fr.	R/L	5-6	P/UT	Mequite, Texas/Mesquite Poteet HS
27	Rachel Rousseau	So.	R/R	5-8	OF	Morgantown, W.Va./University HS
43	Aly Harrell	So.	L/L	5-7	INF	Gahanna, Ohio/Gahanna Lincoln HS
44	Katie Adams	So.	L/R	5-6	C	Hurricane, W.Va./Hurricane HS
55	Blakely Burch	Jr.	R/R	5-6	INF	Live Oak, Fla./USC Upstate
77	Kailee Williamson	Jr.	R/R	5-4	RHP	Norco, Calif./Norco HS
98	Briana Daiss	Sr.	R/R	5-8	INF	Clermont, Fla./East Ridge HS

Staff

Head Coach: Megan Smith (1st season)
 Assistant Coach: Corey Lyon (1st season)
 Assistant Coach: Maddie Holub (1st season)
 Director of Operations: Madi Marshall (1st season)
 Athletic Trainer: Ryan Smith (3rd season)

Pronunciation Guide


Sierra HUERTA WHERE-tuh
 ALI BURDETTE AL-ee Burr-DEBT
 Hannah GIAMMARINO jam-a-REE-no
 Rachel ROUSSEAU ROO-sew
 Briana DAISS Dice

Maddie HOLUB Hall-ubb





Marshall Softball Talking Points



#00 Abigail Tolbert, Sr., P, Barbourville, W.Va.
- T8th in team history wins (29), 10th in games started (58), T8th in shutouts (9), 11th in Ks (213), & 10th in CG (26).
- Leads the team with 17-13 record, starts (28), strikeouts (126) and appearances (34).
- Earned a win in season-opener against UC-Riverside.
- Pitched a 1-hitter in the 1-0 loss to Iowa State (2/22).
- Career-high 9 Ks in loss to UTSA (3/24)
- Won 4-straight starts (Ohio, Rider 2x & Monmouth), during stretch had a 0.32 ERA, 3 shutouts, 22 innings pitched, allowed 11 hits, 2 runs, 1 unearned run, 20 strikeouts & opponents hits 1.143 against her.
- Earned complete-game shutout in 2018 with 7 Ks against (RV) James Madison (April 18).



#7 Ali Burdette, Sr., P/UT, Buffalo, W.Va.
- 2nd win of year after 1.1 innings of relief vs. LA Tech (4/19).
- Pitched 1.1 innings at Charlotte (3/17), 1st appearance since Cal Poly game (2/9) due to nagging injury.
- Came on in relief for the final 3 innings against Cal Poly & earned win. Allowed 4 hits, 2 unearned runs & struck out 2.
- Made 33 appearances in 2018 with 5 starts, 91 innings, 46 Ks, a 4.08 ERA, 4-9 record & 1 save.
- Came on in relief against No. 10 Tennessee (Feb. 18), pitched 6 innings, spread out 7 hits, allowed just 2 runs, struck out 4 and had 5 assists.
- Hit 2-RBI double at Louisville in 2018 (May 2).
- 2018 C-USA Commissioner's Honor Roll & NFCA All-America Scholar Athlete.



**Player of the Week April 22
2019 Warrior Award winner**

#14 Hayden Ellis, Sr., C, Ashville, Ohio
- Career weekend vs. LA Tech with 3 HRs (2 in game 1) & 8 RBI.
- .264 avg., 23 H, 16 R, 7 2B, 4 HRs, 21 RBI & 24 BBs.
- Career-best 6-game hit streak ended vs. UTSA (3/24).
- Reached base in 11-straight games, career-high. (3/16-30).
- Over 9 game-stretch, .474 avg. & OB% of .643. (3/16-27).
- Hit RBI 3B in game 1 vs. WKU (4/6) 1st 3B since 2016.
- Drew at least 1 BB for 5-straight games (3/24-30) and totaled 8 walks during span.
- Threw out 2 runners vs. Lafayette (3/9) & vs. No. 13 UK (3/20).
- Great series at Charlotte (3/16-17), hit .625, 5 hits, 3 BBs, hit 2nd career HR in game 3, slugged 1.000, OB% of .727.
- Only appeared in 10 games with 5 starts in 2018, missing most of the season due to a left shoulder injury.



#98 Briana Daiss, Sr., IF, Clermont, Fla.
- 41 games played with 32 starts: 18 DP, 3 3B & 11 OF.
- One of 9 players in team history with 20+ HRs & 100+ RBI.
- 8th in career HRs with 26, & 8th with 116 career RBI.
- 100th career RBI on 2-run HR at Charleston Southern (2/23).
- Hit 1st HR of season in bottom 6th vs. ECU (2/15).
- RBI 1B to give MU 2-run lead over ECU (2/16) in 4th inning.
- 2 hits & 2 RBI in win at George Mason (3/10).
- 2 hits at No. 20 JMU (3/27).
- Career-high 2 HRs in game 1 win at Southern Miss (3/30).
- Only player in program history to begin collegiate career with a walkoff HR in 1st career plate appearance. Feb. 14, 2016 vs. Alabama State with a PH 2-run HR in the 8th.



#4 Sierra Huerta, Jr., IF, Fillmore, Calif.
- 2 hits in each game vs. LA Tech including 2 2Bs in game 2.
- MU all-time leader in HBPs in a season with 19.
- Leads MU with 19 HBPs, 3rd - 20 BBs & 2nd - .476 OB %.
- 4th in nation in HBPs/game (0.42) leads C-USA.
- Recorded 1st hit for MU in opener vs. UC-Riverside (Feb. 8).
- Reached base safely in the first 9 games of year.
- Belted 1st Div. I HR with a grand slam in 1st inn. vs. Presbyterian (2/16).
- Hit 3rd MU homer vs. UTSA (3/23) to give Herd 2-0 lead.
- Hit solo home HR & scored twice in game 2 win at S. Miss.
- 1st Herd SS to wear #4 since MU Hall of Famer Jessica Williams (2003-06).
- Starred in 2 seasons at Moorpark College (Calif.).



#77 Kailee Williamson, Jr., P, Norco, Calif.
- 3.16 ERA with 4 shutouts and 9-3 record.
- Pitched a great weekend at USD Tournament with 4 app., 1 start, a 0.00 ERA in 17 inn., 9 hits, 4 unearned runs, & 10 Ks.
- 1st start of season vs. San Diego (Feb. 8) & allowed 4 hits, 1 unearned run and 2 Ks in 10-1 complete-game victory.
- Earned 1st career save with 2.1 innings of relief, 1 hit and no runs allowed vs. Portland State.
- Pitched complete-game, 1-hitter shutout at Charleston Southern (2/23).
- Has 168 career Ks 13th all-time at MU & 22 wins T12th.
- 4 wins in 2019 came with 10 runs from Herd offense (San Diego, Presbyterian, Charleston Southern & Charlotte).



#1 Samantha Loose, Sr., IF, Anaheim Hills, Calif.
- Started back-to-back games at Charleston Southern & vs. App. State, recorded 1st hit of year vs. UNCW before 2 GS streak.
- 1-for-2 with a run and a walk in start at Charleston Southern.
- Scored game-winning run in walk-off vs. LA Tech (4/20).
- Named C-USA All-Freshman team in 2016.
- Has appeared in 92 games with 45 starts.
- 28 career hits with 7 doubles.
- Recorded a hit, scored a run and drew a walk in 2018 win over UMass-Lowell (Feb. 17).
- Scored a run to get MU on the board during Herd's comeback from down 2-0 at Southern Miss in game 2 win.
- 3-time C-USA Commissioner's Honor Roll, 2016 C-USA Academic Medalist, 2-time NFCA All-America Scholar Athlete.



#10 Hannah Giammarino, Sr., OF, Amanda, Ohio
- Slugging .437 (4 2Bs, 1 3B & 6 HRs) & OB .312 (12 BBs).
- 1st start in Herd uniform against San Diego (Feb. 8).
- Threw out 2 runners at home to save game for MU vs. Cal Poly (Feb. 9). Bottom of 7th & then bottom of 8th. Both would have been game-winners. Scored go-ahead run in 9th.
- Smashed 1st home run with the Herd and 4th collegiate homer in win over ECU and had 4 RBI on 2 hits.
- 16th player in MU history 3 steals in a game, vs. Rider (3/3).
- Hit game-ending RBI 2B in 6th vs. WKU (4/6).
- Hit game-ending GRAND SLAM vs. LA Tech game 2 (4/19).
- Hit solo HR in 7th to cut LA Tech lead to 1 in series finale.
- Played in 98 games with 79 starts while at Bowling Green.
- Played HS & travel ball with Hayden Ellis.



#16 Abigail Estrada, Sr., OF, Torrance, Calif.
- Has played in 39 games with 14 starts in the OF.
- Tied career-high 3 hits in 3-for-4 performance in MU's game 1 win at Southern Miss. Recorded Herd's lone hit in game 3 loss.
- Base hit & a stolen base in start vs. UC-Riverside (Feb. 8).
- Stole a base & scored game-tying run at George Mason (3/10).
- 2-for-3 with 2 runs in game 2 at Charlotte (3/16).
- Was awarded the 2018 Herdspy for Olympic Sports Moment of the Year with walkoff base hit vs. DePaul in the 2017 NCAA Regionals.
- 176 career games with 86 starts. 58 hits, 51 runs, 28 SB.
- 3-time recipient of the C-USA Academic Medal, 3-time C-USA Commissioner's Honor Roll & 3-time NFCA All-America Scholar Athlete.



#2 Brooke Burns, Jr., IF, Chapin, S.C.
- Appeared in 1st game with Herd to pinch run at San Diego (Feb. 8) and scored a run.
- Recorded 1st MU hit with PH in 7th at Charlotte (3/17).
- Key addition with transfer from UNC Tar Heels.
- Played in 38 games over 2 seasons at UNC, just 8 appearances in 2018 dealing with injury.
- As a freshman, scored go-ahead run as a PR vs. NC State in bottom of 5th in ACC semifinals.
- Recorded 1st career hit (at UNC) vs. Campbell in 2018 regular season finale.
- Bat over .400 every season, set school record with 51 RBI as a junior. Was 4-time all-state selection.
- 2015 finalist for South Carolina Player of the Year.



#55 Blakely Burch, Jr., IF, Live Oak, Fla.
- Hit walk-off 2-run 2B in game 3 vs. LA Tech (4/20).
- 11th in nation in HBPs/game 0.37 (16), 3rd in C-USA.
- Tied for most 3Bs in a season at MU with 6 & tied for 4th all-time with 7 career 3Bs.
- T7th in the nation with 6 3Bs & 1st in C-USA.
- Smacked 3-run HR in 6th vs. WKU to give MU 7-6 lead (4/7).
- Scored a run in 8-straight games (3/17-30).
- Hit 1st career HR during 2-hit, 2-RBI game vs. Towson (2/17).
- Hit .556, 5 hits, 1 3B, 1 HR, 6 RBI, 1.111 Slug % and .600 OB % during 4 home games vs. Ohio & 3-game series with Rider.
- Season-high on base streak of 15 games (3/3-30).
- Hit 2-out 2B in game 3 at FIU (4/14) & later scored.



#3 Armani Brown, So., IF, Elk Grove, Calif.
- Has reached base safely in the last 5 games.
- 8 multi-hit games in 2019.
- Hit .364 during USD weekend with 8 hits, 3 runs, & 3 RBI.
- Made great defensive plays & started a DP that ended the game against Portland State (Feb. 10).
- Began season with 6-game hitting streak, 10 total going back to 2018 with hits in 4-straight before knee injury.
- 3-of-4 with 1 run, 1 RBI and 1 SB vs. UCR (Feb. 8).
- Career-high 2 RBI in win over Rider (3/3).
- Hit 2 2Bs during Cherry Blossom Classic & scored run after both (vs. Monmouth & George Mason), run vs. George Mason gave MU lead in top 7th.
- 6 games with 4 starts in 2018 due to knee injury.



Marshall Softball Talking Points



**C-USA Player of the Week
April 8**

#27 Rachel Rousseau, So., OF, Morgantown, W.Va.

- Missed 30 games due to hand injury, returned with a bang vs. WKU with a Grand Slam & WALK-OFF homer in the series. Grand Slam was 1st career HR. Walk-off HR gave MU series win.
- Hit .444, slugged 1.111 & .500 OB % during WKU series.
- 3-run HR for 3rd of year at FIU game 3 (4/14).
- Hit 4th HR vs. LA Tech, all 4 HRs this season in last 10 games.
- Has 15 hits & 9 have gone for extra bases (5 2Bs & 4 HRs).
- Opened season with three-straight games with 2 hits.
- 2 2Bs, 2 runs, 2 RBI & 1 BB in season-opener vs. UCR (Feb. 8).
- 2018 Hit pinch hit, walkoff 2-run double in game two win over MTSU on senior day (May 6, 2018).
- Named to C-USA Commissioner's Honor Roll and earned Academic Medal.



**Preseason All-Conference
Selection**

#43 Aly Harrell, So. IF, Gahanna, Ohio

- T9th all-time at MU in HRs (23). 1st MU player with back-to-back 10+ HR seasons since Rachel Folden & Sam Rodriguez (2007-08).
- 1-of-4 players MU history with 10+ HRs in a season 2+ times Rachel Folden (3x), Sam Rodriguez (2x) & Jazmine Valle (2x).
- Hit 20th HR & HBP 3 times at No. 20 JMU (3/27).
- Set MU record with an RBI in 10-straight games (3/2-20).
- Tied MU single game record with 4 BBs vs WKU (4/7).
- Walked 3 times and belted 8th HR of season vs. No. 13 UK.
- Leads C-USA OB% (.591), BBs (48), & Slg (.765).
- Had a .773 OB% during USD Weekend after 11 BBs & 2 HBP while finishing with just 9 total ABs.
- Career-high 2 HRs vs. Presbyterian with 4 RBI.
- Reached base in 22-straight games (2/16 - 3/27).



#44 Katie Adams, So. C, Hurricane, W.Va.

- 35 games with 26 starts: 21 DP & 5 Catcher.
- Drew PH walk to load bases leading to game-ending grand slam by Giammarino in game 2 win over LA Tech (4/19).
- Drove in 1st run of the game for Marshall in 3-straight wins: UNCW, Charleston Southern & Ohio.
- Walked twice & 1 hit in game 3 vs. WKU (4/7).
- Reached base safely 11 straight games (3/2-23).
- 2-of-4 with a run & 2 RBI at Charleston Southern (2/23).
- Over 8 game span (3/8-17), hit .421, 8 hits, 2 2Bs & 0 Ks.
- Was just third player in program history to be intentionally walked twice in a single game at FGCU (March 21).
- Named C-USA Commissioner's Honor Roll.



#11 Carson Lyon, Fr., OF, Monroe, La.

- Will sit out 2019 season due to knee injury.
- Daughter of assistant coach Corey Lyon.
- Played at Sterlington High School.
- 4-time all-district honors as 2nd team IF (2015), 2nd team OF (2016), 1st team IF (2017), 1st team OF (2018).
- 2017 named All-NELA and team finished 2A Runner-up.
- 2018 named 1st team All-Parish, 1st team All-NELA & All-State.
- Heavily involved in clubs: National Hispanic Honor Society, Student Council, Beta Club, Character Counts, Spanish Club, FCA & was a teacher's aid for kids with special needs.
- Older sister Cheyanne played softball four years at UL-Monroe.



#17 Chloe Lee, Fr., OF, Tampa, Fla.

- 39 games with 19 starts. 2nd on team with 10 steals.
- 1st career hit in 1st career AB vs. UCR (Feb. 8).
- Hit .353 USD weekend, 6 hits, 2 runs, 2 RBI, 2 BBs & 3 SBs.
- Was 3-for-3 with a run, RBI & 2 SBs vs. Portland St. (Feb. 10).
- Drew 2 BBs & 2 SBs in win over Presbyterian (2/16).
- Hit .400 during Holy City Showdown & scored 4 runs, including MU's lone run vs. Appalachian State (2/24).
- Had diving catch in RF in bottom 5th in game 1 win at S. Miss.
- Led Wharton HS in stolen bases all four years.
- 2-time All-Conference selection in Hillsborough County 8A.
- Led HS to 1st district championship during junior year.
- Named HS Offensive MVP after sophomore season batting .431, 31 hits, 31 runs and .512 OB%.




#21 Rachel Pennington, Fr., OF, West Hamlin, W.Va.

- 30 games mostly as a PR with 1 start in LF. 11 runs & 9 SBs.
- Has scored a run in 3-straight games (4/19-23).
- Stole base & scored vs. No. 13 Kentucky (3/20).
- Earned 1st career start in game 2 vs. Rider (3/2).
- Appeared as a pinch runner in 4 games at USD Tournament.
- Stole 2 bases and scored two runs during weekend.
- Stole 1st collegiate base in 4th inning vs. UCR (Feb. 8).
- Scored 1st collegiate run vs. UCR (Feb. 9).
- Stole 60 bases in 32 games during senior year to become school's all-time steals leader, & set the record on senior night, despite missing freshman season due to injury.
- Played travel ball with current teammate Katie Adams.



#22 Caitlin Myers, Fr., C, Charles Town, W.Va.

- 5 games played with 2 spending time at catcher.
- Recorded 1st career hit, 2B & RBI at George Mason to tie game with two outs in the 6th.
- Made 1st collegiate appearance with AB and inning at catcher vs. Presbyterian (2/16).
- Drew a BB in 7-pitch PH at-bat vs. Towson in 7th inn. (2/17).
- Finished prep career at Washington HS as all-time leader in RBI (73), 2Bs (28), 3Bs (12) & HRs (7). Hit .429 as a senior.
- Holds school single season records for 2Bs (12) & 3Bs (5).
- 5-time All-EPAC honors: four 1st team selections (2014, 2016-18) & one 2nd team (2015).
- Team won EPAC (Eastern Panhandle Athletic Conference) Championship in 2017.



**C-USA Player of the Week
March 18**

#23 Mya Stevenson, Fr., P/UT, Mesquite, Texas

- Monster weekend at Charlotte (3/16-17). Hit for 1st cycle in MU history in game 1, 3-for-3 with 7 RBI (tied for 2nd most in MU history) in game 2. Finished series .727 avg., 8 H, 4 2Bs, 3B, 2 HRs, 10 RBI, 1.818 Slg %, .750 OB %.
- Hit WALK-OFF 2-run HR in 8th vs. UMass-Lowell (2/22).
- Drew 3 BBs and 1 HBP in game 1 vs. LA Tech (4/19).
- Hit 10th HR of year vs. Louisville (4/23).
- 2-for-3, 2 R, 1 RBI & 1 BB in 1st game vs. San Diego (Feb. 8).
- Hit .538 during Battle at the Beach Tournament (Feb. 15-17) with 7 hits and 1st 2 career HRs. 1st HR vs. ECU.
- Hit 4th HR at Charleston Southern on her birthday (2/23).
- 9th HR of year at FIU (4/14), first since Charlotte (3/16).
- Mesquite Poteet HS all-time leader in strikeouts & HRs





Marshall Softball Talking Points-Coaches



Head Coach Megan Smith, 1st Season Overall Division I record: 342-241/Overall Collegiate Record: 421-282

- Hired on July 25, 2018
- Won 1st game with the Herd in MU debut vs. UC-Riverside, 5-2 win (Feb. 8). Went 4-1 during the first tournament at the helm for Marshall.
- Earned 400th career coaching win Feb. 16, 2019 with 10-1 victory over Presbyterian. Herd also tied single-game, program record with 5 HRs in the win.
- Spent the past nine seasons as the head coach at Kansas University. Recorded six 30+ win seasons including a 40-15 mark in 2015. Finished with 273 wins.
- Took the Jayhawks to NCAA Regionals in 2014 & 2015. In 2015 the team spent 7-consecutive weeks ranked in the top 25.
- Kansas led the Big 12 and the nation with a conference record .345 batting average. Also set team records with a .979 fielding percentage in 2014 (2nd highest nationally), and 60 home runs in 2011.
- Team sported a 20-game winning streak in 2012.
- Boasted an 11.5 game won-loss record improvement in 2011 from the year before, the 16th-best turnaround in NCAA history. Kansas opened the season with a 26-3 record, the best start in program history.
- While at Kansas, the Jayhawks had one All-American, one Academic All-American, 20 All-Big 12 selections, 20 NFCA All-Region selections, 50 All-Big 12 Academic Team honorees, three Big 12 Scholar Athletes of the Year and three players taken in the NPF Draft.
- Actually coached against Marshall in her first season at Kansas, during the Florida Lipton Invitational hosted by the Florida Gators. Marshall won the first matchup 7-3 on Feb. 19 and then the Jayhawks won the second contest, also by a score of 7-3, on Feb. 21.
- Started the softball program at Western Carolina and finished with a 41-20 record in the first season (2006) and a 16-4 Southern Conference mark and was named SoCon Coach of the Year. The Catamounts won the regular season title along with 6 players named all-conference (5 1st team), 2 All-Region 2nd team and the 2006 Pitcher of the Year (Mendy McKenzie). Western Carolina broke the conference single season home run record with 81 and were ranked 3rd in the country in home runs per game, 14th in slugging percentage and 19th in scoring.
- Spent two seasons as the head coach at Young Harris and had a 79-41 record. Finished as the NJCAA Regional Runner-up both years.
- Prior to coaching at Kansas, spent three seasons as an assistant at LSU under Yvette Girouard. Tigers won the 2007 SEC Tournament, the Stanford Regional in the NCAA Tournament and finished the year with 55 wins. LSU ended the regular season 3rd in the ESPN/USA Today Poll.
- Also was an assistant coach at Charlotte in 2003 and for her alma mater UNC in 2004. The Tar Heels made the NCAA Tournament (Waco regional) that season.
- Played third base at UNC for Donna J. Papa from 1996-99. Still listed fifth all-time in career assists with 380. Team finished first in the ACC in 1996 and 1998. Won 30+ games in a season three times, record of 125-106 during playing days.
- Also played against Marshall three times as a player at UNC. The Tar Heels won two of the three games. UNC won the first 3-2 on Feb. 25, 1996. Marshall won the second, 1-0, Feb. 21, 1997. UNC took the third one, 8-0 on March 14, 1997.



Assistant Coach Corey Lyon, 1st Season (Coaching 3rd base)

- Hired on Aug. 8, 2018
- Spent the past four seasons as the head coach at UL-Monroe.
- Warhawks totaled 111 wins including two 30+ win seasons.
- During tenure had 10 players named to the All-Sun Belt Conference teams, two NFCA All-Region selections and six players chosen by the Louisiana Sports Writers Association for All-Louisiana recognition.
- Team earned the Sun Belt Conference Team GPA Award in 2015 & 2016.
- Broke several school offensive records including team batting average, RBI in a season, runs scored in a season, hit by pitches in a season, team slugging percentage, on base percentage and most runs scored in a game.
- Finished 2018 season in the top 30 in the nation in batting average, scoring and stolen bases.
- In 2015, UL-Monroe finished second in the country with 143 stolen bases. Just 10 steals behind Marshall for the top spot.
- Also coached at Southern Arkansas University (2011-14) and led program to its first winning season in 9 years. His 90 wins in 3 years was the most in program history over a 3-year span. The Lady Muleriders set 31 school records and won the 2014 Great American Conference Tournament to qualify for the 1st Division II NCAA Tournament in program history.
- Previous coaching experience includes four seasons at Paris Junior College (Texas) where he compiled a 125-53 record.



Assistant Coach Maddie Holub, 1st Season (Coaching 1st Base)

- Hired on Aug. 22, 2018
- Spent the past four seasons as the pitching coach at Saint Leo University (Saint Leo, Fla.).
- Helped the Lions to back-to-back NCAA Division II postseason appearances and reached the World Series in 2018.
- Saint Leo never won fewer than 37 games during her tenure.
- Coached Stephanie Adkins who won back-to-back Sunshine State Conference Pitcher of the Year honors.
- Team also featured five pitchers in a three-year span named all-conference.
- Her pitching staff ERAs stayed below 2.04 during all four years. Highlighted by a 0.93 staff ERA in 2016 that garnered the National Statistical Championship.
- Team averaged 16 shutouts per season.
- Prior to Saint Leo, Maddie coached at Fort Hays State, her alma mater. The Tigers were ranked as high as No. 13 in the country during time on staff.
- Also coached overseas in Collecchio, Italy with the Collecchio Softball 17U and 10U squads.
- Still holds career records at Fort Hays State as a pitcher and hitter with hits (255), runs scored (183), RBI (160), home runs (46), wins (77) and strikeouts (974). Her name also appears in many other top-10 categories.
- She tossed 7 no-hitter and shared in an 8th. Contributed to 2 perfect games.
- 4-time all-conference honors as well as the Mid-America Intercollegiate Athletics Association Player and Pitcher of the Year as a senior in 2013.



Director of Operations Madi Marshall, 1st season

- First season on staff with the Herd after playing four years for the Green & White.
- Named the 2018 Warrior Award Winner named in honor of former teammate Emileigh Cooper. The award is given each year to the player who best personifies the qualities that Cooper established as a member of the Herd from 2012-15.
- Won the 2018 Herdsby for Perseverance.
- Three-time NFCA All-America Scholar Athlete.
- Four-time Conference USA Academic Medalist and four-time member of the C-USA Commissioner's Honor Roll.
- Appeared in 153 career games with 57 starts. Experience playing at second, outfield, designated player, pinch hitter and pinch runner.
- Finished with 38 hits, 50 runs scored, 7 doubles, 1 triple, 1 home run, 23 RBI and 7 stolen bases.
- Lone home run was a grand slam at home against FIU in 2016.
- Set a Herd pinch-running record scoring a run in 10-consecutive games in 2017, all Marshall wins.
- Hit pinch hit 2 RBI triple against Kent State in 2018.
- Had a career-best 6-game hitting streak (Feb. 28-March 4, 2018) and bat .500 during that span.
- Hit three doubles during the Carolina Classic in 2018.

HERD NOTES

Last Time Out: Marshall Wins Series Over LA Tech, 2-1, and falls to Louisville

Marshall came out strong in a much needed series win over Louisiana Tech. The Lady Techsters entered the weekend with a 13-2 conference record and were sitting in first place overall. The Herd dropped the first game, 10-8, returned strong in the second to win 10-2 in five innings, and then fought for the walk-off win in the series finale.

Senior **Hayden Ellis** smacked two home runs in the game one loss including a three-run shot in the bottom of the seventh to give the Herd a chance. Marshall was trailing 10-5 after allowing seven runs in the top of the frame.

The Herd kept the hot bats going in the second game as Ellis hit a two-run homer, her third of the day in the third inning, and then three batters later sophomore **Rachel Rousseau** drilled her fourth homer of the season for another two-run shot. Marshall ended the game in the fifth after a double by junior **Sierra Huerta**, a walk to Ellis and then a walk to pinch-hitter **Katie Adams** loaded the bases for senior **Hannah Giammarino**. The Herd's center-fielder punched one out to center to end the game with a grand slam, her fifth homer of the year.

The series finale was a back-and-forth battle as the Herd first took the lead in the fourth, 4-0. Louisiana Tech immediately responded with four runs in the top of the fifth to tie the game. The Lady Techsters added one more in the sixth and another in the seventh and led 6-4. Giammarino led off the bottom of the seventh with a solo homer to make it a one-run ball game. Rousseau then hit a double and took third on a ground out from sophomore **Armani Brown**. Sophomore **Aly Harrell** was intentionally walked that put runners in the corners. Freshman **Mya Stevenson** was walked next on five pitches that loaded the bases. Senior **Samantha Loose** was then sent out to run for Harrell at second as she represented the game winning run. With just five minutes left until the pre-determined drop-dead time, junior **Blakely Burch** sent a shot to the fence in right that brought home Rousseau and Loose for the walk-off winner.

Marshall put up a strong outing against the Louisville Cardinals in a mid-week non-conference matchup, falling 5-4. Harrell and Stevenson both hit home runs in the contest.

Great Googaly Moogaly Have Yourself a Day at the Plate Hayden Ellis

Senior catcher **Hayden Ellis** had a career weekend in the series win over Louisiana Tech that culminated in being selected Conference USA Player of the Week for the first time in her career. During the Friday doubleheader, the Herd came out for pregame warmups wearing different colored shirts to represent different types of cancer and the names on the back of the shirts of the people that the players were playing for during Marshall's Cancer Awareness Day. Ellis had her father's name on the back as he just had his battle against cancer. The senior catcher came through in a big way as she hit two home runs in the first game. The first homer put Marshall on the board and cut the LA Tech lead to two, 3-1. Her second was a three run shot in the bottom of the seventh that gave the Herd a chance as Marshall went into the inning trailing by five.

Despite the game one loss, Ellis kept her hot bat going with her third home run of the day for a two-run blast in the third inning that gave Marshall a 3-0 lead. She later drove in another run on a ground out and was walked in the fifth prior to **Hannah Giammarino's** game-ending grand slam. Ellis ended the day with three hits, all home runs and drove in seven. She had only hit just two home runs in her career before that day.

Prior to game three, Ellis was named the Warrior Award winner for all of her battles on and off the field to stay with and fight for the Herd. During the series finale win, Ellis threw out one potential base-stealer and drew a bases loaded walk for her eighth RBI of the series.

Warrior Award: 2019 Winner - Hayden Ellis

In memory of former Herd great **Emileigh Cooper**, the Marshall softball staff established the Warrior Award that will be given out each year to the player that best personifies the qualities that Cooper established as a member of the Herd from 2012-15. Saturday, April 20, before the series finale against Louisiana Tech, the 2019 Warrior Award will be presented.

As a senior in 2015, players were told to pick one word that would be significant and have meaning to them. Cooper chose "Warrior" and her identity statement that season was, "I am a confident Warrior. I am the fire in C-USA that will always keep burning." At home against WKU on March 13, 2015, the Herd and Hilltoppers were locked in a scoreless battle that went into the 10th inning. Cooper came up to the plate, after **Rebecca Myslenski** was walked, and got to see one pitch before the game was called because of rain. The teams came back the following morning and picked up right from there. As Cooper prepared to go to the plate she looked at freshman **Elicia D'Orazio** who was batting behind her and warming up and said "Don't worry about getting ready. I'm going to end this now." Cooper saw two more pitches before blasting a home run off 2015 C-USA Pitcher of the Year Miranda Kramer for the walk-off win.

This season for the 2019 Warrior Award, our recipient (**Hayden Ellis**) has earned the title. She has battled through adversity on an off the field. Not only has she fought through three seasons of trying to see more playing time on the field, behind one of the greatest catchers in Herd history, she made a great comeback from a shoulder injury that took away almost her entire junior season. She has fought through personal tragedy in losing a close friend and has also seen her father fight cancer, and who we are now glad to say is cancer free. Our 2019 Warrior Award winner has had a career year in 2019 with 40 games played, 36 starts, 19 hits, 12 runs, seven doubles, one triple, one home run, 13 RBI and 21 walks. She has come through in clutch situations and over a nine-game stretch in March, hit .474 with an on-base percentage of .643. She has thrown out two runners in a game twice adding her name to the list of catcher greats in program history that have completed the feat.

Warrior Award Winners

2017 - **Rebecca Myslenski**

2018 - **Madi Marshall**

2019 - **Hayden Ellis**


Welcome Back Miss Clutch - Rachel Rousseau Named C-USA Co-Player of the Week April 8, 2019

Sophomore **Rachel "Miss Clutch" Rousseau** announced her return to the lineup in a big way against WKU at Dot Hicks Field (April 6-7) and was named Conference USA Co-Player of the Week for her heroics. Rousseau had missed the previous 30 games due to a broken hand that she suffered during the opening weekend in San Diego. February 10 against Portland State was her last time on the field, and she had opened the season with a big bat. Rousseau hit three doubles in the first two games, was batting over .300, and also made a diving catch against San Diego.

In game one against WKU, it took the leftfielder until her third time at the plate to reach base (had a sac bunt in her second plate appearance) but she did it with a loud bang. With bases loaded and the Herd leading 3-2, Rousseau crushed a laser shot to left for her first career home run, and the grand slam put Marshall up by five. Rousseau's flair for the dramatic continued in game three as the two teams battled to win the series. The sophomore gave the Herd the lead in the fourth (4-3) with a single that plated a run. However, her biggest moment came up in the bottom of the eighth. With the game tied at 7-7, Rousseau smashed the 328th and final pitch of the game on a full-count to left-center to give Marshall the walk-off win in front of a lively crowd. Rousseau burned the Lady Toppers in the top of the eighth last season driving in the go-ahead run with a pinch hit double and then later scoring to give Marshall a two-run advantage. The Herd held on in that contest for the only win of the series in Bowling Green in 2018.

Another Long Time Herd Record Gets Plunked

Junior **Sierra Huerta** has had quite the "bruising" start to her Marshall career. Only 38 games into the season and Huerta has moved to the top of the Herd record books, knocking off a 12-year old mark in a category that not too many people have really attempted to go after: Hit-by-pitches in a season. In 2007, then freshman Marcena Bertoldo



Photos by Adam Gue

HERD NOTES Continued

(2007-10) finished the year with a team record 16 hit-by-pitches. Bertoldo continued her bruising way at the plate throughout her career ending up as Marshall's all-time leader with 53. Huerta broke the mark in game two of the home series with WKU by collecting her 17th (now up to 18) bean ball of the year. The junior shortstop has been plunked at least once in each of the last five games, and in seven of the last eight. She was hit twice in game one against WKU. Bertoldo collected her 16th and final HBP on April 21 in game one against Memphis. Bertoldo went the final seven regular season games and three conference tournament games without another. How much further will Huerta (who is currently second in the nation in HBPs per game as of April 8) raise this bruising record? Sixteen regular season games remain. The national record for a season, 44 by Cheryl Wyrick of Liberty in 62 games in 2000.

Four-straight Series Wins to Open the Season

Head Coach **Megan Smith** has had a great start in her first season at Marshall, overall and in conference play. The Herd has taken the first four Conference USA series in 2019 over Charlotte, UTSA, Southern Miss and WKU, going to 2-1 in each set. Marshall was picked in the preseason conference polls to finish eighth, but yet the Herd sits in second place in the east. It is also just the fourth time in program history that Marshall has opened a season winning at least the first four conference series matchups joining the squads from 2003, 2005 and 2017.

The 2003 team won every series matchups in the Mid-American Conference and finished 20-4, taking home the regular season championship. In 2005, Marshall won every series again and finished 20-4 in first place in the MAC. In 2017, the Herd won its first five C-USA series before falling twice at FIU. The 2017 MUSB team again finished 20-4 in conference play earning the regular season title and making its way into the national rankings.

Blakely Burch Heads for Third

Junior **Blakely Burch** doesn't just play third base for the Herd but has spent a fair amount of time there as a hitter as well. She leads Marshall with five triples, tied for second most in a season in program history. Burch had just one triple in 2018, but has been flying around the bases in 2019. She has made her way around to third against San Diego, Rider, George Mason, Charlotte and Southern Miss. Marshall Athletics Hall of Famer **Amanda Williams** (2003-06) held the single season record with five for 13 years until **Morgan Zerkle** (2014-17) finally broke the record with her sixth of the year in 2017. Zerkle set the mark in her very last game and plate appearance in a Herd uniform in the NCAA Regional loss to Illinois. As of April 4, Burch is tied for seventh in the country in total triples. With 19 games left in the 2019 regular season, where will the junior end up?

Blakely Burch Triple Watch Update: 6 - 10th in the nation 3Bs/game, 77th in total & 1st in C-USA

Mya Stevenson Hits for the Cycle and Continued to Smash her way into the MUSB Record Book Freshman **Mya Stevenson** was named Conference USA Player of the Week on March 18, after a weekend that has never been seen in the annals of Marshall softball. Stevenson began the weekend series at Charlotte with a triple down the right-field line in her first plate appearance. That shot was the beginning of history. In the third, Mya dropped a single into shallow center field. In the fifth, she smashed her seventh home run of the year for a two-run shot to right. She was given another chance at the plate leading off the top of the seventh and the Herd leading by one. Stevenson smacked a pitch to left and legged out a double. It was the first cycle in Marshall softball history.

Her bat stayed ablaze in game two. In the first inning with two runners on, Stevenson crushed her now team-leading eighth homer of the season and gave Marshall a 4-run lead. In the second, Charlotte opted to intentionally walk **Aly Harrell** to load the bases to get to Stevenson who was already a combined 5-for-5 with four extra base hits. The freshman ripped a two-run double to left-center and now had five RBI in the game. She came to the plate again in the third with two outs and the bases loaded, and responded with her third double of the day and drove in two more runs to give her seven RBI, just one short of the Herd program record. Stevenson stepped to the plate again in the fifth but this time Charlotte did not give her a chance to do anymore damage, walking her for the first time in the series. She ended the Saturday doubleheader a perfect 7-for-7 at the plate, reached base safely in all eight plate appearances, three doubles, a triple, two home runs, nine RBI and slugged 2.571.

In game three, Stevenson looked like she was going to continue her hot weekend with an RBI double in the first inning. It was her seventh extra base hit of the series. The 49ers retired Stevenson in her next three at-bats. However, she finished the weekend batting .727, eight hits, four runs, four doubles, triple, two home runs, 10 RBI, slugged 1.818 and an on base percentage of .750.

Look Up And Say GOODBYE

The long ball has been a large part of Marshall's success in 2019. The Herd has already smacked 27 home runs in the first 26 games surpassing the team total from a year ago. In 2018, Marshall hit just 24 home runs and then freshman **Aly Harrell** led the way with a Herd rookie record of 11. The final homer of the year came in the last game of the season as Harrell belted her 11th against WKU in the Conference USA Tournament. In 2019, despite not hitting a homer in the first five games, the bats have been hot with seven games of two or more dingers, and five games with three or more. Marshall tied a team record with five home runs in the win over Presbyterian (Feb. 16) and the team season record is 52 set in 2008. Seven different players for the Herd have participated in the home run party (see below for list). **Mya Stevenson** and Harrell have had a great back-and-forth battle for who will lead the team in round-trippers. As first one will lead, then the other will tie, then possibly take the lead again. Before the series at Charlotte, they were both tied at six. Harrell hit a homer first and then two innings later Stevenson tied up Harrell with her seventh. Stevenson then took the team lead with another in game two. Stevenson also stands just three home runs away from tying Harrell for the most by a Marshall freshman. How will this battle end?

Season Home Runs Update: Team Total - 51 (33rd in the nation at 1.13 HR/Game & 1st in C-USA)

Aly Harrell - 12 (T3rd in C-USA)

Mya Stevenson - 10 (T6th in C-USA)

Briana Daiss - 6

Sierra Huerta - 5

Hannah Giammarino - 6

Blakely Burch - 4

Rachel Rousseau - 4 (all in last 10 games since returning to lineup)

Hayden Ellis - 4 (hit 3 during Friday DH vs. Louisiana Tech)

Bean Ball

The Marshall batters have not been afraid to crowd the plate in 2019. Especially when it comes to **Aly Harrell**, **Sierra Huerta** and **Blakely Burch**. Through the first 26 games, Harrell and Huerta have been hit 10 times each, and Burch has been plunked nine more times. The three bruised players have combined for 29 of the team's 33 total for the year and are all ranked in the top 15 in the country for HBPs per game. **Marcena Bertoldo** (2007-2010) holds the program record for most HBPs in a season with 16 during her freshman year in 2007. Bertoldo also owns three of the top four single season marks and the career record of 53. The team record for bean balls at Marshall is 51 in 2010 and the Herd is already less than 20 plunks away. The bruises along with walks (91) have helped give Marshall a .400 on base percentage. The team record at the end of a season is .407 in 2015.

Season Bean Ball Update: Team total - 58 (leads C-USA and a new program record)

Huerta, Harrell and Burch are 1-2-3 in Conference USA in HBPs

Class photos by Mark Webb



Seniors



Juniors



Sophomores



Freshmen

HERD NOTES Continued

Huerta - 4th (nation) 0.42 HBPs/Game
Burch - 11th (nation) 0.37 HBPs/Game
Harrell - 13th (nation) 0.36 HBPs/Game
51 of the Herd's 58 HBPs come from Huerta, Burch and Harrell (87.9 %)
As a team Marshall has had a player reach on a HBP in 16 of last 18 games & 34-of-45 games overall

A Great Start in the Circle

Senior **Abigail Tolbert** and junior **Kailee Williamson** have been excellent in the circle for the Herd to begin the season. Both pitchers saw an increased role in 2018 after the graduation of 2017 Conference USA Pitcher of the Year **Jordan Dixon**. Tolbert had pitched just one inning through her first two years. In 2018, the right-hander led the Herd with 160.2 innings pitched, a 3.49 ERA, 12-11 record, 39 appearances, 30 starts, 10 complete games and 86 strikeouts. Williamson had thrown 37.2 innings during her freshman season in 2017. Her workload increased in 2018 to 104 innings, a 3.77 ERA, 8-9 record, 34 appearances, 19 starts, two complete games and 65 strikeouts. Now in 2019, under pitching coach **Maddie Holub**, Tolbert and Williamson have turned in great performances. The two have combined for 18 wins and 126 strikeouts in 164.2 innings. Senior Ali Burdette has been slowed by an early season injury but earned a win while coming on in relief in the Herd's extra-inning victory over Cal Poly. The staff ERA after 26 games sits at 2.07 and opponents are hitting just .217. Marshall's record for the lowest staff ERA at the end of a season came in 2000, with a 1.23 ERA as the Herd won the MAC East Division, and was led by Marshall Hall of Famer **Sara Gulla**.

The Herd's string of back-to-back-to-back games of shutouts against Ohio and twice versus Rider, marked the first time since May 5-6, 2012 that Marshall pitched three-straight shutouts. In 2012, the Herd shut down the UCF Knights through the three-game series. Earlier that season, Marshall also blanked the Memphis Tigers during the three-game series, March 17-18.

Defense Picks Up

After a rough start on the field defensively for the Herd, the Marshall defense has been getting better. The Herd recorded 18 errors in the first five games at the USD Tournament. However, over the last 14 contests (Feb. 15-March 3) Marshall has committed just 10 errors. The team even came through with a 29 inning errorless streak, Feb. 17-23, tied for the fourth longest streak in program history since 2000. The program record is 41-consecutive errorless innings from March 21-April 8, 2009. Marshall has not committed more than two errors in a game during the past 14 games, and has only had two errors three times, with just one game being a loss, 3-2 to Towson.

Welcome to the 100 RBI Club - Briana "Tink" Daiss

Senior **Briana Daiss** added her name a little further into the Marshall record books in the second inning against Charleston Southern. The Clermont, Fla., native hit her 22nd career home run and reached 100 career RBI. Daiss is just the ninth player in program history to have 20+ home runs and 100+ RBI in a career. Tink began her career with 44 runs driven in, third most for a freshman at Marshall.

The Marshall Softball 100 RBI Club

1. Rachel Folden - 196
2. Shaelynn Braxton - 171
3. Samantha Rodriguez - 143
4. Amanda Williams - 142
5. Jazmine Valle - 138
6. Leigh Wintter - 126
7. Taylor McCord - 124
8. **Briana Daiss - 116**
9. Rebecca Gamby - 105
10. Alianna Telles - 104
- Morgan Zerkle - 104

You Get a Home Run, You Get a Home Run, You Get a Home Run

After not hitting a home run during the opening weekend, Marshall belted 10 at the Battle at the Beach, coming from six different players. Sophomore **Aly Harrell** got it all started in the first game against ECU. In the bottom of the sixth, freshman **My Stevenson** went deep with a towering shot to the top of the light post in left and then senior **Briana Daiss** sent a laser out to left-center, the 21st home run of her career, for back-to-back shots. It was Marshall's first back-to-back homers since April 14, 2017 as **Taylor McCord** and **Shaelynn Braxton** teamed up at FIU. The next day, senior **Hannah Giammarino** added her name to the home run column with a two-run shot in the Herd's second game of the weekend against ECU. The party really exploded in the Saturday nightcap against Presbyterian as Marshall tied a program single-game record with five homers. Junior **Sierra Huerta** put her name up with a grand slam for her first Division I homer in the first inning. Harrell added her second of the season in the second inning. Then Harrell showed why so many pitchers this season have opted to walk or hit her (13 walks & 6 HBPs), with her second of the game and third of the season in the fourth. Stevenson then made it back-to-back days with back-to-back home runs as she cranked her second of the year right after Harrell's bomb. Giammarino hit the fifth of the game in the fifth inning for her second of the year as well. Junior **Blakely Burch** was the last to add her name to the home run party with a two-run shot in the sixth inning in the final game against Towson.

Harrell Takes Another Walk to First

This was a phrase that was said numerous times throughout the opening weekend as teams showed a little fear in attempting to pitch to sophomore **Aly Harrell**. The reigning Conference USA Freshman of the Year finished the weekend with more free passes than official at-bats. Harrell was walked 11 times (none by intentional walk) and hit by two pitches while registering just nine at-bats in 22 total plate appearances, good for an astounding on-base percentage of .773. In the first game, Harrell was walked once and hit by two pitches. She was then walked twice against San Diego, three times versus Cal Poly and UC-Riverside and finished with two more walks against Portland State. The power-hitting lefty was walked 23 times all of last season and set the program record for consecutive games with at least one walk at eight-straight. However, during that streak Harrell was walked just 10 times. Marshall's record for most walks in a season is 51 by four-time All-American **Rachel Folden** in 2007 & it took 18 games before Folden recorded her first 11 walks. However, Folden did have a 6-game stretch from April 14-21 in which she was walked 13 times. Harrell has a great start to go after that mark. With her nine at-bats when she wasn't given a free pass to first, she recorded four hits, one double, drove in three and has a .444 average and a .556 slugging percentage.

Season Free Pass Update: (NCAA rankings from April 23rd)

- Through 45 games
- 48 walks (3rd in the country BBs/Game 1.07) & 16 HBPs (13th in the country HBP/Game 0.36)
- Nation's leader in combined free passes - 64 (48 BBs and 16 HBPs)
- Leads Conference USA On base (.591)
- Marshall record six games with 3 or more BBs
- Drawn a free pass (BB or HBP) in 34 of 45 games
- 20 games with at least 2 free passes
- Tied Herd single game record with 3 HBPs at No. 20 James Madison (3/27)
- Tied Herd single game record with 4 BBs vs. WKU (4/7)
- Has reached base safely (hit, BB, HBP, reach on error or FC) in 41-of-45 games
 - Did not reach at Coastal Carolina (2/15) vs. UTSA games 1 & 2 (3/23) & at Southern Miss game 3 (3/31)
- Reached base in 9-straight plate appearances by free pass (8 BBs & 1 HBP)
 - 4 game three vs. WKU (4/7), 3 game one at FIU (4/13), and then first 2 game two at FIU (4/13)
- 9th in the nation in Quality at-bat percentage .617 (according to 6-4-3 Charts)

KK Stars Back in Cali

Junior pitcher **Kailee "KK" Williamson** had an excellent opening weekend while getting the opportunity to be back in her home state of California for the first time in her collegiate career. The right-hander finished with an ERA of 0.00 in 17 innings. She allowed nine hits across four appearances, four unearned runs and struck out 10 while issuing just four free passes (two walks and two HBP). Williamson got her first start of the season against San Diego and delivered a gem with just four hits in a 10-1 victory. She came on in relief for the final two outs in the sixth inning against Cal Poly and then again in relief versus UC-Riverside. The Norco native was credited with all seven innings against the Highlanders as she entered the game in the first with bases loaded and no outs. Williamson allowed three hits and three unearned runs while striking out seven and helping to keep Marshall in the game. Her final appearance of the weekend came against Portland State as she was again called out of the bullpen, this time in the fifth. She pitched the final 2.1 innings and allowed just one hit with one strikeout and picked up her first career save.

Rousseau Rips It

Sophomore **Rachel Rousseau** came up big again in getting a starting nod in left field to begin the 2019 season. Rousseau recorded two doubles in the first game, one more in the second and had three-straight games with two hits in each. Rousseau finished the weekend hitting .333 with three doubles out of six hits, scored four times and drove in four. She also made an impact on defense with a diving catch against San Diego in shallow left that ended the third inning and stranded two Torero runners on base. The Morgantown, W.Va., native made another great snag on a hard line drive in the bottom of the ninth against Cal Poly. Rousseau used all of her long reach over top of her head while running back to make the catch and it held the runner at second.

New Faces Make an Impact on Opening Weekend

Marshall had some big shoes to fill but the newcomers made their presence felt in San Diego. Senior transfer **Hannah Giammarino** hit .364 with a double, a triple, scored five runs, drove in three and made two game saving throws to the plate from center against Cal Poly. Junior college transfer **Sierra Huerta** started all five games at shortstop and hit .333 while scoring five runs. Junior transfer **Brooke Burns** played in just one game against San Diego coming in to pinch run and scored. Freshman **Chloe Lee** hit .353 for the weekend including going 3-for-3 in the final game against Portland State. Lee also scored twice, drove in two and stole three bases. Freshman **Mya Stevenson** made her impact on offense as the designated player and recorded two hits, scored twice and drove in one run. And finally freshman **Rachel Pennington** came off the bench to run in four contests, stole two bases and scored two runs as well.

Brand New Coaching Staff

Marshall softball marches into the 2019 season with its second new coaching staff in as many years. **Megan Smith** takes over the program after spending the past nine years as the head coach at Kansas University. Smith led the Jayhawks to six-consecutive 30 win seasons as well as back-to-back appearances in the NCAA Tournament in 2014 and 2015. Marshall's fourth head coach in program history has had head coaching stops at Young Harris (JUCO) in 2001-02 and started the Western Carolina program in 2005. The Catamounts first season of play in 2006 resulted in a 41-20 record, the Southern Conference Regular Season Title, the SoCon Pitcher of the Year, Freshman of the Year and Smith was named Coach of the Year. After leaving Western Carolina, Smith was an assistant for three years at LSU that included an SEC title and a trip to the World Series.

Joining Coach Smith are assistants **Corey Lyon** and **Maddie Holub**. Former Herd player and Warrior Award winner **Madi Marshall** joins the staff as the Director of Operations.

Coach Lyon comes to Huntington after four seasons as the head coach at UL-Monroe where he won 111 games. The Warhawks had two 30+ win seasons during his tenure and finished second in the nation in stolen bases in 2015 with 143, ten thefts behind Marshall.

Coach Holub joins the Marshall staff after four seasons as the pitching coach at Saint Leo University (Division II) in Florida. Holub worked her pitching staffs into some of the best in Division II as Saint Leo never won fewer than 37 games during her time. Her pitching staff never had a group ERA higher than 2.04 and won the National Statistical championship in 2016 with a team ERA of a mere 0.93.

Sophomore Aly Harrell Named Preseason All-Conference

The reigning Conference USA Freshman of the Year, **Aly Harrell**, was the only Herd player named to the Preseason All-Conference squad. Harrell smashed a program rookie record of 11 home runs last season and added 10 doubles. She led the team with 41 RBI, the fourth most by a freshman in program history, and tied for the team lead with a .350 average. While able to bash the ball, Harrell showed a lot of patience as a freshman hitter with 23 walks, seven hit-by-pitches and struck out just nine times in 152 plate appearances. Harrell even set a Marshall record by drawing a walk in eight-straight games, breaking the old mark of seven set by four-time All-American Rachel Folden in 2008. The now sophomore is also an excellent fielder as she sported a .986 percentage in 21 games as the starter at first base. She had just two errors in 144 chances.

Coming Up Clutch

Another 2018 freshman who may have started to earn the nickname "Miss Clutch" is current sophomore outfielder **Rachel Rousseau**. In limited time as a rookie, Rousseau recorded five hits and four went for doubles. She also drove in five runs, scored eight times and stole five bases. Her first three appearances as a pinch hitter (at Furman and vs. Southern Miss games one and two), "Rou" got on base each time with two walks and an RBI single that gave Marshall a 4-1 lead in game one against Southern Miss. The freshman hit her second double of the season the next day in game three. In game two at WKU on April 22, Rousseau was brought in to pinch hit in the top of the seventh with one out, one on base and the game tied at 5-5. On the seventh pitch of the at-bat, the freshman right-hander ripped a double to center that scored the run and gave Marshall the lead. Two batters later Rousseau scored to give the Herd a 2-run lead and the eventual 7-5 win.

Finally, in the regular season finale against Middle Tennessee on senior day, Rou stepped up for a pinch hit in the bottom of the seventh with two on base, one out and trailing 1-0. On the second pitch, she ripped a shot into the left-center gap scoring both runners and giving Marshall a double-header sweep of the eventual Conference USA Tournament champion Blue Raiders. On the defensive side, Rousseau caught one at the wall at FAU in game three, taking away a sure extra base hit as the Owls had two runners on base. The catch at the top of the fence ended the inning.

Abigail Tolbert Steps into the Circle

After pitching just one inning in two seasons, **Abigail Tolbert** took a chance to step into the pitching circle and take charge for a team that had lost 2017 Conference USA Pitcher of the Year Jordan Dixon to graduation. Tolbert ended up leading the Herd with 160.2 innings pitched, a 3.49 ERA, 12-11 record, 10 complete games, five shutouts and 86 strikeouts. She earned her first career start against 13th ranked Auburn in the season-opener. She tossed back-to-back-to-back complete game shutouts against Presbyterian (Feb. 24), Winthrop (Feb. 25) and George Washington (March 2). Tolbert may have had her best performance of the season during an ESPN 3 broadcast against the James Madison Dukes, a team just outside of the top 25. The junior right-hander pitched a complete game, three-hit shutout and struck out a career-high seven batters.

Big Shoes to Fill

The Class of 2018 for the Herd saw another group come through with record setters and major contributors that Marshall will look to replace. **Elicia D'Orazio** left with her name throughout the record book including Marshall and Conference USA's all-time leader in stolen bases with 166. **Taylor "The Sniper" McCord** was a leader on and off the field and closed out her time as the program's all-time leader in runners caught stealing (57), second all-time in pickoffs (27) and the most runners combined thrown out with an astounding 84. **Eloise "Weezy" Tribolet** was an exciting outfielder who spent her final two collegiate seasons with the Green and White. In Tribolet's final game for Marshall she went 3-for-3 against WKU in the C-USA Tournament and robbed her second home run of the year. **Jordan Colliflower** worked her way from a walk-on who saw limited time on the field to a regular starter who had a 23-game hitting streak during her senior season, the second longest streak in program history, and was named an All-Conference USA performer. **Madi Marshall** was the 2018 Warrior Award winner named in honor of **Emileigh Cooper**, and set a team pinch-running record in 2017 scoring a run in 10-straight games.

Herd Welcomes Eight Newcomers

Along with a new coaching staff, the players who will have a chance to try and fill those shoes of the graduated seniors are eight new faces with three transfers and five freshmen. Senior outfielder **Hannah Giammarino** came over from Bowling Green for her final season and played high school and travel ball with now fellow classmate **Hayden Ellis**. Junior infielder **Brooke Burns** comes the Herd after two seasons at UNC, and is a former finalist for South Carolina State (HS) Player of the Year. Junior infielder **Sierra Huerta** makes the jump east after spending two incredible seasons at Moorpark College in California.

The freshman class includes a range of athletes in outfielder **Carson Lyon** (Monroe, La.), outfielder **Chloe Lee** (Tampa, Fla.), outfielder **Rachel Pennington** (West Hamlin, W.Va.), catcher **Caitlin Myers** (Charles Town, W.Va.) and pitcher **Mya Stevenson** (Mesquite, Texas). All five received numerous accolades during their prep careers and even walking away with school records.

Previous Week Stats - LA Tech & Louisville

The Automated ScoreBook Overall Statistics for Marshall University (as of Apr 24, 2019) (LA Tech & Louisville Sorted by Batting avg)

Record: 2-2 Home: 2-2 Away: 0-0 Conference: 2-1

Player	avg	gp-gs	ab	r	h	2b	3b	hr	rbi	tb	slg%	bb	hp	so	gdp	ob%	sf	sh	sb-att	po	a	e	fld%
43 HARRELL, Aly	.778	4-4	9	2	7	1	0	1	3	11	1.222	4	0	1	0	.786	1	0	0-0	34	0	0	1.000
4 HUERTA, Sierra	.545	4-4	11	3	6	4	0	0	2	10	.909	1	1	2	0	.615	0	0	0-0	5	14	1	.950
14 ELLIS, Hayden	.400	4-4	10	4	4	0	0	3	8	13	1.300	3	0	3	0	.538	0	0	0-0	12	2	1	.933
55 BURCH, Blakely	.308	4-4	13	3	4	2	1	0	4	8	.615	0	1	1	0	.357	0	0	0-0	3	10	0	1.000
27 ROUSSEAU, Rachel	.286	4-4	14	4	4	2	0	1	2	9	.643	0	1	3	0	.333	0	0	0-1	6	1	0	1.000
23 STEVENSON, Mya	.250	4-4	8	4	2	0	0	1	2	5	.625	5	1	2	0	.571	0	0	0-0	0	0	0	.000
98 DAISS, Briana	.250	3-0	4	0	1	0	0	0	1	1	.250	0	0	2	0	.250	0	0	0-0	0	0	0	.000
10 GIAMMARINO, H.	.231	4-4	13	3	3	0	0	2	5	9	.692	0	0	1	0	.231	0	0	0-0	6	0	0	1.000
3 BROWN, Armani	.214	4-4	14	1	3	0	0	0	0	3	.214	0	0	2	0	.214	0	0	0-1	4	8	1	.923
16 ESTRADA, Abigail	.167	4-3	6	1	1	0	0	0	0	1	.167	0	0	1	0	.167	0	0	0-0	3	0	0	1.000

44 ADAMS, Katie	.000	2-0	1	0	0	0	0	0	0	0	.000	1	0	1	0	.500	0	0	0-0	0	0	0	.000
17 LEE, Chloe	.000	1-1	1	0	0	0	0	0	0	0	.000	0	0	0	0	.000	0	0	0-0	3	0	0	1.000
1 LOOSE, Samantha	.000	1-0	0	1	0	0	0	0	0	0	.000	0	0	0	0	.000	0	0	0-0	0	0	0	.000
21 PENNINGTON, Rachel	.000	3-0	0	3	0	0	0	0	0	0	.000	0	0	0	0	.000	0	0	0-0	0	0	0	.000
Totals	.337	4	104	29	35	9	1	8	27	70	.673	14	4	19	0	.431	1	0	0-2	78	39	3	.975
Opponents	.315	4	111	23	35	8	2	4	20	59	.532	10	0	10	1	.369	1	1	8-9	74	31	3	.972

LOB - Team (20), Opp (22). DPs turned - Team (1), Opp (1). IBB - Team (1), HARRELL, A. 1.

(LA Tech & Louisville Sorted by Earned run avg)

Player	era	w-l	app	gs	cg	sho	sv	ip	h	r	er	bb	so	2b	3b	hr	b/avg	wp	hp	bks	sfa	sha
0 TOLBERT, Abigail	4.75	0-2	3	3	1	0/0	0	17.2	24	16	12	5	7	5	2	3	.316	2	0	0	0	1
77 WILLIAMSON, Kailee	7.00	1-0	3	1	0	0/0	0	6.0	9	6	6	3	3	2	0	1	.346	1	0	0	1	0

7 BURDETTE, Ali	3.00	1-0	3	0	0	0/0	0	2.1	2	1	1	2	0	1	0	0	.222	0	0	0	0	0
Totals	5.12	2-2	4	4	1	0/0	0	26.0	35	23	19	10	10	8	2	4	.315	3	0	0	1	1
Opponents	7.38	2-2	4	4	0	0/0	0	24.2	35	29	26	14	19	9	1	8	.337	4	4	0	1	0

PB - Team (0), Opp (1). SBA/ATT - ELLIS, H. (8-9), TOLBERT, A. (4-4), WILLIAMSON, K. (2-3), BURDETTE, A. (2-2).



Marshall during game three against Rider that saw rain, freezing rain, sleet and snow all fall to the ground. (photo credit: Adam Gue)



Covering the field at George Mason after the 5th inning of Herd vs. Monmouth. Eventually an inch of snow covered the field.

Series History vs. Middle Tennessee

The Series vs. MTSU...

The series between Marshall and Middle Tennessee dates back to March 1, 1997 in Knoxville, Tenn. The Herd took the first meeting in a slugfest, 8-7. Fourteen years went by before the teams met again on Feb. 25, 2011 in Auburn. The Blue Raiders won the contest 3-2. Middle Tennessee joined Conference USA in 2014 and the Herd has swept the Blue Raiders in each season. Marshall traveled to Murfreesboro for the first two series matchups in 2014 & 2015. In the 2014 series, Kristina and Shaelynn Braxton both homered in the game two victory becoming the first and so far only siblings in program history to hit a home run in the same game. 2016 marked the first trip to Huntington for MTSU and Marshall swept the series again. In 2017, a return journey to Murfreesboro, then junior Taylor McCord had a big outing in game one going 3-for-3 with a walk, double, home run and scored four times. Then Shaelynn Braxton went 3-for-3 at the plate in game two with a double and two homers. In the series finale, Morgan Zerkle hit her sixth home run of the season. The series returned to Huntington in 2018, and due to inclement weather, one game was dropped and the teams played a doubleheader on Sunday May 6. Marshall came away with close wins in both games, 8-6 in the first and a 3-2 walk-off winner in the second on senior day. Then freshman Rachel Rousseau provided her first career walk-off in the bottom of the seventh with a 2-run double that scored Abigail Estrada and Wylie Glover.

Scouting the Blue Raiders...

The reigning Conference USA Tournament champions come in with a record of 25-21 overall and 9-8 in conference action. Middle Tennessee was swept by WKU in its last series that was played on Monday and Tuesday, due to bad weather during the weekend. The Blue Raiders fought hard in the series finale before ultimately falling 6-4 in 11 innings to the visiting Lady Toppers. MTSU is just a game-and-a-half behind Marshall in the east division. The Blue Raiders finish the 2019 regular season at North Texas. On the offensive side, as a team MTSU is hitting .281 this season and have been outscored by seven runs overall (197-190). Summer Burgess leads the team with a .350 average, 57 hits and 25 runs scored. Lexi Cushing has provided a lot of power this year with 10 doubles and 13 home runs. She is slugging .654 and has been walked 24 times. JUCO transfer Sydney Heath has been trying to pick up where departed senior great Precious Birdsong left off with speed on the bases as Heath leads the squad with 17 steals. This year, MTSU has used six different players in the circle. Corrina Dodd leads with 115 innings pitched, a 3.17 ERA and an 11-7 record. Kailey Ahlstrom is next with 96 innings, a 3.14 ERA and an 8-7 record. Amber Baldwin has tossed 60.2 innings with a 2.77 ERA and is 5-1. Sarah Pinkston (27.1 IP), Riley Fleming (14 IP) and Gretchen Mead (4.2 IP) have all seen time on the field as well.

Middle Tennessee

16 meetings

Marshall leads 15-1

3/1/97	W	8-7	N
2/25/11	L	3-2	N
4/5/14	W	9-8	A
4/5/14	W	10-6	A
4/6/14	W	8-4	A
4/11/15	W	9-0	A (5)
4/11/15	W	14-7	A
4/12/15	W	6-1	A
4/23/16	W	8-0	H (6)
4/23/16	W	6-0	H
4/24/16	W	9-2	H
4/29/17	W	8-0	A
4/29/17	W	3-1	A
4/30/17	W	2-0	A
5/6/18	W	8-6	H
5/6/18	W	3-2	H

Conference USA Standings

East Division	Conf.	CPCT.	Overall	PCT.
WKU	15-3	.833	33-9	.786
Marshall	11-7	.611	28-17	.622
Middle Tennessee	9-8	.529	25-21	.543
Charlotte	5-12	.294	14-30	.318
Florida Atlantic	5-13	.278	18-26	.409
FIU	4-13	.235	23-22	.511
West Division	Conf.	CPCT.	Overall	PCT.
Louisiana Tech	14-4	.778	36-13	.735
North Texas	14-4	.778	29-16	.644
Southern Miss	11-7	.611	28-17	.622
UTSA	6-12	.333	18-26	.409
UAB	5-12	.294	15-27	.357
UTEP	7-11	.389	14-29	.326

Box Scores: vs. MTSU in 2018

The Automated ScoreBook Middle Tennessee at Marshall (Game 1) May 06, 2018 at Huntington, W.Va. (Dot Hicks Field)

Middle Tennessee 6 (34-19,11-10 C-USA)

Marshall 8 (24-28-1,12-9-1 C-USA)

Player	ab	r	h	rbi	bb	so	po	a	lob
BURGESS, Summer ss	4	0	0	0	0	2	2	0	
BIRDSONG, Precious cf	4	1	1	0	0	0	1	1	0
USELTON, Kristin 3b	4	1	2	1	0	1	1	2	0
MCCLURE, Brooke pr	0	1	0	0	0	0	0	0	0
HARRIS, Morgan c	4	2	2	2	0	0	4	4	0
CUSHING, Lexi 1b	3	0	2	0	0	0	7	1	0
SMITH, Claire 2b	2	1	1	1	1	0	3	3	1
MUNOZ, Dani dh	2	0	1	2	1	0	0	0	0
PORTILLO, Deja dh	0	0	0	0	0	0	0	0	0
CUCCIA, Kirstyn rf	4	0	0	0	2	0	0	7	
MCGEE, Keely lf	3	0	0	0	0	1	0	0	0
JENNINGS, Cori p	0	0	0	0	0	0	1	0	
GREER, Gretchen p	0	0	0	0	0	0	0	0	0
Totals	30	6	9	6	2	4	18	14	8

Score by Innings	1	2	3	4	5	6	7	R	H	E
Middle Tennessee	2	0	0	1	3	0	0	6	9	2
Marshall	0	4	1	2	0	1	X	8	7	0

E - Burgess, S.(23); Harris, M.(5). LOB - MT 8; Marshall 3. 2B - COLLIFLOWER,(2). HR - Uselton, K.(2); Harris, M.(4). HBP - Cushing, L.; Smith, C.; Munoz, D.. SH - BURCH, B.(2). SB - D'Orazio, E.(44); BURCH, B.(11); COLLIFLOWER,(15). CS - D'Orazio, E.(7); ESTRADA, A.(2); RADCLIFFE, G(3).

Middle Tennessee	ip	h	r	er	bb	so	ab	bf	Marshall	ip	h	r	er	bb	so	ab	bf
JENNINGS, Cori	4.0	6	7	5	4	1	16	21	TOLBERT, Abigail	2.2	4	2	2	1	2	12	14
GREER, Gretchen	2.0	1	1	1	2	3	6	8	WILLIAMSON, Kailee	4.0	5	4	4	1	2	17	20
									BURDETTE, Ali	0.1	0	0	0	0	0	1	1

Win - WILLIAMSON,K (8-9). Loss - Jennings, C. (18-9). Save - BURDETTE, A. (1).
WP - Jennings, C.(6). HBP - by WILLIAMSON,K (Cushing, L.); by WILLIAMSON,K (Munoz, D.); by TOLBERT, A. (Smith, C.).
PB - Harris, M.(2).

Umpires -
Start: 1:00 pm Time: 2:01 Attendance: 350
Weather: wet but should get better

The Automated ScoreBook Middle Tennessee at Marshall (Game 2) May 06, 2018 at Huntington, W.Va. (Dot Hicks Field)

Middle Tennessee 2 (34-20,11-11 C-USA)

Marshall 3 (25-28-1,13-9-1 C-USA)

Player	ab	r	h	rbi	bb	so	po	a	lob
BURGESS, Summer ss	3	0	1	0	0	0	1	0	
BIRDSONG, Precious cf	2	1	1	0	0	0	2	0	0
USELTON, Kristin 3b	2	0	0	0	0	0	7	0	
HARRIS, Morgan c	3	1	1	0	0	0	1	1	0
CUSHING, Lexi 1b	3	0	1	2	0	0	14	1	0
SMITH, Claire 2b	3	0	1	0	0	0	2	1	2
MUNOZ, Dani dh	3	0	1	0	0	0	0	0	0
CUCCIA, Kirstyn rf	3	0	0	0	0	0	0	0	2
MCGEE, Keely lf	3	0	1	0	0	1	0	0	0
BALDWIN, Amber p	0	0	0	0	0	0	3	0	
Totals	25	2	7	2	0	1	19	14	4

Score by Innings	1	2	3	4	5	6	7	R	H	E
Middle Tennessee	2	0	0	0	0	0	0	2	7	0
Marshall	0	0	0	1	0	0	2	3	4	1

Note: 1 out, 1 runner LOB when the game ended.

E - BURDETTE, A.(1). DP - MT 1. LOB - MT 4; Marshall 2. 2B - Cushing, L.(12); DAISS, B.(7); ROUSSEAU, R.(4).
HBP - HARRELL, A.. SH - Birdsong, P.(7); Uselton, K.(11); RADCLIFFE, G(4). CS - Birdsong, P.(5).

Middle Tennessee	ip	h	r	er	bb	so	ab	bf	Marshall	ip	h	r	er	bb	so	ab	bf
BALDWIN, Amber	6.1	4	3	3	2	0	20	24	BURDETTE, Ali	7.0	7	2	0	0	1	25	27

Win - BURDETTE, A. (4-9). Loss - Baldwin, A. (9-8). Save - None.
HBP - by Baldwin, A. (HARRELL, A.).

Umpires -
Start: 3:35 pm Time: 1:20 Attendance: 350
Weather: Ahh sunny and nice, finally



**Megan
Smith**

**Head Coach
1st Season
North Carolina '99**



On Wednesday July 25, 2017, Megan Smith was named the four head coach in Marshall softball history.

Smith, who sports a career record of 393-265, led the Kansas Jayhawks to six consecutive 30-win seasons and back-to-back appearances in the NCAA Tournament in 2014 and 2015. The 2015 campaign yielded the first 40-win season for the program in 23 years, the best start in school history for the second time in her tenure (12-0) and seven consecutive weeks in the top 25. Her 2013 team recorded the program's highest winning percentage (.680) in 21 years, broke the Big 12 record for batting average (.345), the highest mark in the NCAA that season. In 2012, Kansas had a 20-game win streak and, the year before, boasted an 11.5 game won-loss record improvement, the 16th-best turnaround in NCAA history. The 26-3 mark to open the 2011 season was also the best start in the program's history.

"I am extremely honored and excited to be a part of the Marshall family," said Smith. "There is such a strong history and tradition of success within the softball program and I am humbled to now be a part of that. I want to thank Mike Hamrick for this incredible opportunity for me and my son Cooper. I am eager to get to know the players and to get started this fall!"

At Kansas, she coached one All-American, one academic All-American, 20 All-Big 12 selections, 20 NFCA (National Fastpitch Coaches Association) All-Region selections, 50 All-Big 12 Academic Team honorees, three Big 12 Scholar Athletes of the Year and three student-athletes taken in the NPF (National Pro Fastpitch) Draft. The program also set single-season fielding percentage (2014, .979-second-highest nationally) and home run records during her time as head coach (60, 2011).

Prior to her time in Lawrence, Smith was an assistant for LSU for three seasons, where she helped the Tigers in winning the 2007 SEC Tournament and the Stanford Regional in the NCAA Tournament en route to 55 wins. LSU finished the regular season ranked third in the ESPN/USA Today poll. The following season, the Tigers picked up 44 wins on their way to a #9 national seed in the NCAA Tournament. During her tenure, she mentored two All-Americans and five NFCA All-South Region honorees.

Smith started the softball program at Western Carolina and posted a 41-20 record in WCU's inaugural season, earning 2006 Southern Conference Coach of the Year honors, while leading the Catamounts to the league's regular season title. That season, five student-athletes garnered first-team all-league acclaim, with another on the second team and two more were tabbed on the NFCA Southeast All-Region second team. She also coached the conference's 2006 Pitcher of the Year and Freshman of the Year. WCU broke the league's single-season home run record (81) that year, part of an explosive offensive season for the program (third in the nation in home runs per game, 14th in slugging percentage, 19th in scoring).

She also had assistant coaching stops at her alma mater North Carolina (2004), where she helped the Tar Heels reach the NCAA Tournament, and at Charlotte in 2003.

Her first head coaching position came at Young Harris College in Georgia, where she put up a 79-41 record over two seasons.

"We are very much looking forward to Megan leading our softball program," said Marshall Director of Athletics Mike Hamrick. "She is a proven winner and has a reputation for helping mold top-quality student-athletes. Our program is eager for her arrival in Huntington."

Smith, who is an NCAA Division I Softball Committee member, graduated from North Carolina in May 1999 with a Bachelor of Arts in Physical Education and Recreation Studies. She received her Master of Science in Human Performance and Sport Studies from Tennessee in August of 2000.

A Walkertown, N.C. native, Smith and the late Paul Buske have one son, Cooper.

What They're Saying about Megan Smith

Yvette Girouard, Former LSU Softball Head Coach and NFCA Hall of Fame Inductee

"Megan Smith will be a tireless worker for the Thundering Herd. She is the epitome of trying to do things the right way on and off the field for her student-athletes. A great recruiter who, no doubt, will bring talented softball players to Marshall, Megan is a great hire for the University."

Donna J. Papa, North Carolina Softball Head Coach and NFCA Hall of Fame Inductee

"Megan Smith is an outstanding hire to continue the tradition of Marshall University Softball. She will bring integrity and a strong work ethic to the program. Megan prides herself on preparation and organization as well as creating a competitive environment. She will look to create a family atmosphere and build and sustain a culture of pride and success that has been a part of Thundering Herd Softball. I have had the opportunity to coach and follow her throughout her coaching career thus far. I couldn't be happier for her and am excited to watch her take the Marshall Softball program forward."

SMITH YEAR-BY-YEAR

Year	School	Record	Conference	Post Season
2001	Young Harris	34-25		NJCAA Regional Runner-up
2002	Young Harris	45-16		NJCAA Regional Runner-up
2005	W. Carolina	0-0		Start of the program
2006	W. Carolina	41-20	16-4	1st Southern Conference
2010	Kansas	21-35	2-16	10th Big 12
2011	Kansas	31-22	2-16	10th Big 12
2012	Kansas	31-20	6-17	9th Big 12
2013	Kansas	34-16	9-8	4th Big 12
2014	Kansas	34-23	7-11	5th Big 12/NCAA Regionals (1-2)
2015	Kansas	40-15	8-10	5th Big 12/NCAA Regionals (2-2)
2016	Kansas	31-20	8-9	4th Big 12
2017	Kansas	24-28	3-14	7th Big 12
2018	Kansas	27-25	2-16	7th Big 12
2019	Marshall	28-17	11-7	
Record 13yrs		421-282	74-128	
Record Div. I-III yrs		340-239	74-128	
At Marshall 1st-yr		26-15	11-7	



Grand Larceny on the Bases

Marshall has recorded 2,306 total stolen bases in program history going back to 1994 averaging 91.04 per season (through end of 2018). The Herd has 54 through 41 games.

Marshall has been ranked more times in the Top 10 in the country than any other school since 2000 and has been in the Top 10 every year since 2009.

1. Marshall – 11 (3 times led the country)

2. Alabama – 7

T3. Miss. Valley State, Baylor, Prairie View & Akron – 6

T5. Southern U. & Jackson State – 5

T9. Alcorn & Loyola-Chicago – 4

Marshall has led the country in stolen bases per game three times – 2011, 2015 & 2017 (the only program to do so since 2000) and finished second in 2012 & 2013. Only Alabama (2007 & 2009) and Prairie View A&M (2001 & 2003) have led the country twice since 2000. Marshall set the team mark in 2017 with 162.

Morgan Zerkle (2015) and Elicia D'Orazio (2017) both won the Golden Shoe Award which is given annually to the nation's leader in stolen bases. Zerkle led the country with .94 per game and D'Orazio racked up 1.09 per game.

Marshall shattered the program record for steals in a game with 16 against Delaware State on March 5, 2017. The old mark was 11 steals at Middle Tennessee State April 10, 2015. Thieves in the game: Morgan Zerkle (5), Shaelynn Braxton (4), Eloise Tribolet (2), Abigail Estrada (2), Elicia D'Orazio (2) and Hayden Ellis (1).

Marshall has reached double-digits for steals in a single game five times in program history. One game in each season since 2014: 10 at UNC Wilmington (3/20/14), 11 at Middle Tennessee (4/10/15), 10 vs. Toledo (3/15/16), 16 vs. Delaware State (3/5/17), 11 vs. UMass-Lowell (2/17/18).

Prior to the 2018 season, Marshall was the only team in Conference USA to have more than one player with 100 or more career steals. After the 2018 season Florida Atlantic now has two players over the century mark.

Elicia D'Orazio (2015-18) - 166 All-time Conference USA Leader

Morgan Zerkle (2014-17) – 162 **2nd all-time in C-USA**

Kaelynn Greene (2013-16) – 141 **4th all-time in C-USA**

Sierra Davenport (2001-04) – 130 All-Time Mid-American Conference Leader

Ashley Gue (2010-2013) – 113 **7th all-time in C-USA**

Jessica Hughes (2008-12) – 103 **9th all-time in C-USA**

Sierra Davenport is still the Mid-American Conference's all-time leader in career stolen bases.

In 2017, D'Orazio shattered the Herd's single season mark of 51 steals with 59. The junior base-stealer also broke the 17-year old Conference USA record of 57 set by Chrystal Stevens of Southern Miss. Stevens set the record in 76 games back in 2000. D'Orazio broke the record in just 53 games.

Marshall has recorded over 100 steals in a season 12 times and following 2018, now 10 seasons in a row.

In Marshall's record-breaking season of 2017, six players combined for 40 Multi-SB games: Elicia D'Orazio 17, Morgan Zerkle 13, Eloise Tribolet 3, Abigail Estrada 3, Taylor McCord 3 & Shaelynn Braxton 1

15 different players have stolen at least 20 bases in a season since 2000:

2018 - 1 (Elicia D'Orazio 44)

2017 - 2 (Elicia D'Orazio 59 & Morgan Zerkle 39)

2016 - 3 (Kaelynn Greene 51, Elicia D'Orazio 39 & Morgan Zerkle 28)

2015 - 4 (Morgan Zerkle 47, Kaelynn Greene 27, Elicia D'Orazio 24 & Shae Braxton 20)

2014 - 2 (Morgan Zerkle 48 & Kaelynn Greene 31)

2013 - 2 (Ashley Gue 36 & Kaelynn Greene 32)

2012 - 3 (Ashley Gue 32, Taylor Thompson 29 & Jessica Hughes 23)

2011 - 4 (Jessica Hughes 23, Morgan Cottrell 23, Ashley Gue 21 & Taylor Thompson 21)

2010 - 2 (Jessica Hughes 31 & Ashley Gue 24)

2009 - 2 (Melissa Loesing 27 & J.J. Bitner 23)

2008 - 0

2007 - 1 (J.J. Bitner 31)

2006 - 0

2005 - 2 (Noelle Adams 22 & Jessica Williams 20)

2004 - 2 (Sierra Davenport 41 & Amanda Williams 35)

2003 - 2 (Sierra Davenport 40 & Amanda Williams 22)

2002 - 2 (Nichole Corrigan 27 & Sierra Davenport 26)

2001 - 1 (Sierra Davenport 23)

2000 - 0

Most Times of 20 or more Steals

4 Seasons - Sierra Davenport, Ashley Gue, Kaelynn Greene, Morgan Zerkle & Elicia D'Orazio

3 Seasons - Jessica Hughes

2 Seasons - Amanda Williams, J.J. Bitner & Taylor Thompson

1 Season - Nichole Corrigan, Noelle Adams, Jessica Williams, Melissa Loesing, Morgan Cottrell & Shae Braxton

Season Trends/Last Time

MARSHALL'S RECORD WHEN...

at Home	10-5
Away	8-7
Neutral	10-5
Conference	11-7
Non-Conference	17-10

Record	28-17
Longest winning streak	6
Longest losing streak	3
Current streak	L - 1
Largest margin of victory	10
Largest margin of loss	12

One-Run Games	6-6
Two-Run Games	2-3
Three-Four Run Games	6-2
Five-Plus Run Games	14-6

Scoring zero-two runs	2-11
Scoring three-five runs	6-4
Scoring six-nine runs	12-2
Scoring 10+ runs	8-0

Out hit the opponent	22-3
Gets out hit by opponent	5-13
Hits are Even	1-1
Records five or fewer hits	5-13
Records six-nine hits	17-2
Records 10+ hits	6-2

In extra innings	3-0
In shutouts	8-3
Scoring first	18-6
Opponent scores first	3-11
Scoring in first inning	15-5

Ahead after fourth inning	24-1
Ahead after fifth inning	16-1
Ahead after sixth inning	18-1

Trailing after fourth inning	3-14
Trailing after fifth inning	3-12
Trailing after sixth inning	1-12

Tied after fourth inning	1-2
Tied after fifth inning	3-2
Tied after sixth inning	1-1

February	11-5
March	12-7
April	5-5
May	0-0

BY MARSHALL

Scored 10 -14 runs
(10) vs. Louisiana Tech (2) (4/19/19)

Scored 15+ runs
(16) vs. North Texas (4/4/15)

Allowed 10+ runs
(10) vs. Louisiana Tech (1) (4/19/19)

Recorded 10 - 14 hits
(13) at Charlotte (2) (3/16/19)

Recorded 15+ hits
(15) at UNCG (3/21/17)

Stole 5 - 7 bases
(5) vs. UTSA (3/23/19)

Stole 8 - 9 bases
(8) at Virginia Tech (4/21/17)

Stole 10+ bases
(11) vs. UMass-Lowell (2/17/18)

Hit four or more doubles
(4) vs. Louisiana Tech (4/20/19)

Hit two or more triples
(2) vs. WKU (1) (4/6/19)

Hit 2-4 home runs
(2) vs. Louisville (4/23/19)

Hit 5+ home runs
(5) vs. Presbyterian (2/16/19)

Drew 5 - 9 walks
(5) vs. Louisiana Tech (4/20/19)

Drew 10+ walks
(13) vs. Kent State (3/6/11)

Pitched 10 or more strikeouts
(11) vs. Furman (2/9/18)

Held a team without a run
vs. UTSA (1 & 2) (3/23/19)

Pitched 3-straight shutouts
vs. Ohio & Rider (2x) Feb. 27-March 2

Beat a top 25 team
at #24 Ohio State (6-1) (4/2/08)

Had Back-to-back HRs
vs. Presbyterian Aly Harrel &
Mya Stevenson (2/16/19)

Had a Walk-Off HR
vs. WKU (8-7) (4/7/19)
Rachel Rousseau solo HR 8th inn.

Had a Walk-Off Hit
vs. Louisiana Tech (4/20/19) (7-6 7th inn)
Hit: Blakely Burch (2B)
Run Scored: Rachel Rousseau then
Samantha Loose

Had a Walk-Off Stolen Base
vs. Lipscomb (2-1 8th Inn) (2/10/17)
Elicia D'Orazio

Was No-Hit
at No. 12 USF 2/8/13 (375 games)

BY A MARSHALL PLAYER

Hit for the Cycle
Mya Stevenson 4-for-4 (3B, 1B, HR & 2B)
at Charlotte (1) (3/16/19)

Had 5+ hits in a game
(5) Morgan Zerkle vs Bucknell
(2/14/15)

Had 4 hits in a game
Mya Stevenson at Charlotte (3/16/19)

Scored 3+ runs in a game
(3) Blakely Burch vs WKU (4/7/19)

Drove in 3 - 4 runs in a game
(4) Hayden Ellis vs. LA Tech (1) &
Hannah Giammarino (2) (4/19/19)

Drove in 5+ runs in a game
(7) Mya Stevenson at Charlotte (2)
(3/16/16)

Hit 3+ doubles in a game
(3) Deanna Tourville vs. Ohio
(4/16/05)

Hit 2+ triples in a game
(2) Amanda Williams vs. Bowling
Green (3/31/04)

Hit 3 home runs in a game
Shaelynn Braxton vs. N. Kentucky
(4/9/14)

Hit 2 home runs in a game
Hayden Ellis vs. Louisiana Tech (4/19/19)

Walked 4 times in a game
Aly Harrell vs. WKU (4/7/19)

Walked 3 times in a game
Mya Stevenson vs. LA Tech (1) (4/19/19)

Hit-by-Pitch 3 times in a game
Aly Harrell at No. 20 JMU (3/27/19)

Stole 3 - 4 bases in a game
(3) Hannah Giammarino vs. Rider
(3/3/19)

Stole 5 bases in a game
Morgan Zerkle vs. Delaware State
(3/5/17)

Pitched 10 or more innings in a game
(11.1) Jordan Dixon vs. Illinois NCAA
Regionals (5/18/13)

Struck out 10 or more batters
(10) Jordan Dixon at Virginia Tech
(4/21/17)

Pitched a No-Hitter
Jordan Dixon vs. WKU C-USA Tourna-
ment
(5/11/17)

The Automated ScoreBook
Overall Statistics for Marshall University (as of Apr 24, 2019)
(All games Sorted by Batting avg)

Record: 28-17 Home: 10-5 Away: 8-7 Neutral: 10-5 Conference: 11-7

Player	avg	gp-gs	ab	r	h	2b	3b	hr	rbi	tb	slg%	bb	hp	so	gdp	ob%	sf	sh	sb-att	po	a	e	fld%
43 HARRELL, Aly	.337	45-45	98	24	33	6	0	12	35	75	.765	48	16	9	2	.591	2	0	0-1	330	8	7	.980
27 ROUSSEAU, Rachel	.300	15-15	50	11	15	5	0	4	16	32	.640	4	1	5	0	.357	1	2	1-4	23	2	0	1.000
4 HUERTA, Sierra	.292	45-45	106	29	31	6	0	5	22	52	.491	20	19	26	0	.476	2	3	2-4	55	93	10	.937
23 STEVENSON, Mya	.291	42-40	110	23	32	6	2	10	29	72	.655	15	3	29	0	.385	2	0	2-3	11	2	2	.867
3 BROWN, Armani	.274	43-43	135	19	37	4	0	0	8	41	.304	8	0	14	0	.310	2	6	6-8	66	66	8	.943
98 DAISS, Briana	.269	41-32	108	13	29	5	0	6	23	52	.481	2	2	12	0	.295	0	1	0-0	3	3	1	.857
44 ADAMS, Katie	.267	35-26	75	5	20	3	0	0	8	23	.307	10	1	6	0	.356	1	0	0-1	20	1	2	.913
14 ELLIS, Hayden	.264	44-40	87	16	23	7	1	4	21	44	.506	24	0	28	0	.416	2	4	1-2	211	14	5	.978
55 BURCH, Blakely	.263	43-41	114	31	30	7	6	4	23	61	.535	9	16	17	0	.393	1	2	6-6	42	81	13	.904
10 GIAMMARINO, H.	.246	42-42	126	29	31	4	1	6	27	55	.437	12	0	17	0	.312	0	0	15-19	48	4	1	.981
17 LEE, Chloe	.228	39-19	57	12	13	0	0	0	4	13	.228	4	0	10	0	.279	0	1	10-13	25	1	2	.929

16 ESTRADA, Abigail	.282	39-14	39	11	11	0	0	0	0	11	.282	0	0	3	0	.282	0	0	2-4	17	0	3	.850
22 MYERS, Caitlin	.200	5-0	5	0	1	1	0	0	1	2	.400	1	0	0	1	.333	0	0	0-0	6	0	0	1.000
2 BURNS, Brooke	.167	9-0	6	1	1	0	0	0	0	1	.167	0	0	2	0	.167	0	0	0-0	0	0	0	.000
1 LOOSE, Samantha	.154	15-3	13	5	2	0	0	0	0	2	.154	1	0	2	0	.214	0	0	0-1	6	4	0	1.000
21 PENNINGTON, Rachel	.000	30-1	3	11	0	0	0	0	0	0	.000	0	0	0	0	.000	0	0	9-9	3	0	0	1.000
Totals	.273	45	1132	240	309	54	10	51	217	536	.473	158	58	180	3	.386	13	19	54-75	875	341	55	.957
Opponents	.242	45	1131	163	274	44	7	21	146	395	.349	130	32	213	5	.336	6	19	42-50	864	324	49	.960

LOB - Team (279), Opp (283). DPs turned - Team (10), Opp (7). IBB - Team (4), HARRELL, A. 4, Opp (2). Picked off - HARRELL, A. 1.

(All games Sorted by Earned run avg)

Player	era	w-l	app	gs	cg	sho	sv	ip	h	r	er	bb	so	2b	3b	hr	b/avg	wp	hp	bk	sfa	sha
0 TOLBERT, Abigail	3.12	17-13	34	28	16	4/0	0	173.0	149	93	77	72	126	28	6	13	.225	13	21	0	4	11
77 WILLIAMSON, Kailee	3.16	9-3	28	16	9	4/0	2	108.2	112	59	49	45	80	15	1	7	.261	2	9	0	2	5

23 STEVENSON, Mya	0.00	0-1	1	1	0	0/0	0	0.0	0	2	0	2	0	0	0	0	.000	2	1	0	0	0
7 BURDETTE, Ali	4.90	2-0	7	0	0	0/0	0	10.0	13	9	7	11	7	1	0	1	.333	2	1	0	0	3
Totals	3.19	28-17	45	45	25	8/0	2	291.2	274	163	133	130	213	44	7	21	.242	19	32	0	6	19
Opponents	4.72	17-28	45	45	13	3/0	1	288.0	309	240	194	158	180	54	10	51	.273	27	58	0	13	19

PB - Team (5), ELLIS, H. 4, MYERS, C. 1, Opp (7). Pickoffs - Team (0), Opp (1). SBA/ATT - ELLIS, H. (37-43), TOLBERT, A. (23-25), WILLIAMSON, K. (17-23), ADAMS, K. (4-5), BURDETTE, A. (2-2), MYERS, C. (1-1).

The Automated ScoreBook
Overall Statistics for Marshall University (as of Apr 24, 2019)
(All games Sorted by Fielding pct)

Player	c	po	a	e	fld%	dp	sba	csb	sba%	pb	ci
0 TOLBERT, Abigail	44	1	43	0	1.000	0	23	2	.920	0	0
27 ROUSSEAU, Rachel	25	23	2	0	1.000	0	0	0	.000	0	0
1 LOOSE, Samantha	10	6	4	0	1.000	1	0	0	.000	0	0
22 MYERS, Caitlin	6	6	0	0	1.000	0	1	0	1.000	1	0
21 PENNINGTON, Rachel	3	3	0	0	1.000	0	0	0	.000	0	0
7 BURDETTE, Ali	1	1	0	0	1.000	0	2	0	1.000	0	0
10 GIAMMARINO, H.	53	48	4	1	.981	0	0	0	.000	0	0
43 HARRELL, Aly	345	330	8	7	.980	9	0	0	.000	0	0
14 ELLIS, Hayden	230	211	14	5	.978	1	37	6	.860	4	0
77 WILLIAMSON, Kailee	27	7	19	1	.963	3	17	6	.739	0	0
3 BROWN, Armani	140	66	66	8	.943	4	0	0	.000	0	0
4 HUERTA, Sierra	158	55	93	10	.937	2	0	0	.000	0	0
17 LEE, Chloe	28	25	1	2	.929	0	0	0	.000	0	0
44 ADAMS, Katie	23	20	1	2	.913	0	4	1	.800	0	0
55 BURCH, Blakely	136	42	81	13	.904	1	0	0	.000	0	0
23 STEVENSON, Mya	15	11	2	2	.867	0	0	0	.000	0	0
98 DAISS, Briana	7	3	3	1	.857	1	0	0	.000	0	0
16 ESTRADA, Abigail	20	17	0	3	.850	0	0	0	.000	0	0
2 BURNS, Brooke	0	0	0	0	.000	0	0	0	.000	0	0
Totals	1271	875	341	55	.957	10	42	8	.840	5	0
Opponents	1237	864	324	49	.960	7	54	21	.720	7	0

Hitting minimums - 1 Games 1 AB 1.0 AB/Game 1 TPA 1.0 TPA/Game

Pitching minimums - 1 Games 1 IP 1 BF 1.0 IP/Game

Conference USA Games

The Automated ScoreBook

Conference statistics for Marshall University (as of Apr 24, 2019) (Conference games only Sorted by Batting avg)

Record: 11-7 Home: 6-3 Away: 5-4 Conference: 11-7

Player	avg	gp-gs	ab	r	h	2b	3b	hr	rbi	tb	slg%	bb	hp	so	gdp	ob%	sf	sh	sb-att	po	a	e	fld%
4 HUERTA, Sierra	.333	18-18	42	13	14	5	0	3	10	28	.667	5	10	12	0	.500	1	1	1-1	22	44	4	.943
43 HARRELL, Aly	.333	18-18	36	8	12	1	0	3	9	22	.611	26	3	2	2	.621	1	0	0-0	130	3	1	.993
16 ESTRADA, Abigail	.318	15-8	22	6	7	0	0	0	0	7	.318	0	0	2	0	.318	0	0	0-1	10	0	1	.909
14 ELLIS, Hayden	.311	18-18	45	10	14	3	1	4	14	31	.689	11	0	17	0	.446	0	2	1-1	89	6	2	.979
27 ROUSSEAU, Rachel	.310	9-9	29	6	9	2	0	4	12	23	.793	2	0	2	0	.344	1	1	0-3	18	1	0	1.000
23 STEVENSON, Mya	.293	17-16	41	9	12	4	2	3	13	29	.707	8	2	14	0	.415	2	0	0-0	3	1	0	1.000
3 BROWN, Armani	.288	18-18	52	6	15	1	0	0	3	16	.308	2	0	5	0	.309	1	4	4-5	25	22	0	1.000
55 BURCH, Blakely	.288	18-18	52	18	15	6	3	2	12	33	.635	4	8	8	0	.415	1	0	4-4	16	37	5	.914
98 DAISS, Briana	.244	16-11	41	6	10	2	0	3	9	21	.512	1	0	5	0	.262	0	0	0-0	1	0	0	1.000
10 GIAMMARINO, H.	.236	17-17	55	13	13	1	0	3	10	23	.418	1	0	3	0	.250	0	0	5-7	24	1	1	.962
44 ADAMS, Katie	.192	14-9	26	1	5	0	0	0	2	5	.192	6	0	4	0	.344	0	0	0-1	0	0	0	.000

2 BURNS, Brooke	1.000	1-0	1	0	1	0	0	0	0	1	1.000	0	0	0	0	1.000	0	0	0-0	0	0	0	.000
17 LEE, Chloe	.000	15-2	9	2	0	0	0	0	1	0	.000	0	0	3	0	.000	0	0	0-3	8	1	1	.900
1 LOOSE, Samantha	.000	5-0	2	3	0	0	0	0	0	0	.000	0	0	0	0	.000	0	0	0-0	0	0	0	.000
21 PENNINGTON, Rachel	.000	11-0	0	4	0	0	0	0	0	0	.000	0	0	0	0	.000	0	0	2-2	1	0	0	1.000
Totals	.280	18	453	105	127	25	6	25	95	239	.528	66	23	77	2	.393	7	8	17-28	350	135	15	.970
Opponents	.263	18	460	78	121	16	3	9	72	170	.370	51	15	82	1	.353	3	10	16-19	346	128	20	.960

LOB - Team (106), Opp (111). DPs turned - Team (1), Opp (3). IBB - Team (4), HARRELL, A. 4, Opp (1).

(Conference games only Sorted by Earned run avg)

Player	era	w-l	app	gs	cg	sho	sv	ip	h	r	er	bb	so	2b	3b	hr	b/avg	wp	hp	bk	sfa	sha
0 TOLBERT, Abigail	3.95	6-5	13	11	5	1/0	0	67.1	63	44	38	28	49	9	2	5	.240	4	12	0	1	5
77 WILLIAMSON, Kailee	4.42	4-2	12	7	4	2/0	1	44.1	51	29	28	19	31	6	1	4	.290	1	2	0	2	4

7 BURDETTE, Ali	7.00	1-0	5	0	0	0/0	0	5.0	7	5	5	4	2	1	0	0	.333	0	1	0	0	1
Totals	4.26	11-7	18	18	9	3/0	1	116.2	121	78	71	51	82	16	3	9	.263	5	15	0	3	10
Opponents	5.34	7-11	18	18	3	1/0	1	115.1	127	105	88	66	77	25	6	25	.280	11	23	0	7	8

PB - Team (4), ELLIS, H. 4, Opp (2). SBA/ATT - ELLIS, H. (16-18), WILLIAMSON,K (7-10), TOLBERT, A. (7-7), BURDETTE, A. (2-2).

The Automated ScoreBook
Games Summary for Marshall University (as of Apr 24, 2019)
(All games)

Score by innings	1	2	3	4	5	6	7	8	9	Total
Marshall University	40	44	26	41	33	31	20	4	1	240
Opponents	18	20	34	19	18	29	23	2	0	163

Record when ...

Overall	28-17	After 4 leading	24-1
Conference	11-7 trailing	3-14
Non-Conference	17-10 tied	1-2
Home games	10-5	After 5 leading	16-1
Away games	8-7 trailing	3-12
Neutral site	10-5 tied	3-2
Day games	28-15	After 6 leading	18-2
Night games	0-2 trailing	1-12
vs Left starter	3-2 tied	1-1
vs Right starter	25-15		
1-Run games	6-6	Hit 0 home runs	8-10
2-Run games	2-3	... 1 home run	6-5
5+Run games	14-6	... 2+ home runs	14-2
Extra innings	3-0		
Shutouts	8-3	Opponent 0 home runs	21-9
	 1 home run	5-6
Scoring 0-2 runs	2-11 2+ HRs	2-2
..... 3-5 runs	6-4		
..... 6-9 runs	12-2	Made 0 errors	13-4
..... 10+ runs	8-0 1 error	8-7
	 2+ errors	7-6
Opponent 0-2 runs	18-3		
..... 3-5 runs	8-7	Opp. made 0 errors	7-7
..... 6-9 runs	2-4 1 error	14-5
..... 10+ runs	0-3 2+ errors	7-5
Scored in 1st inning	15-5	Out-hit opponent	20-3
Opp. scored in 1st	3-7	Out-hit by opponent	5-13
Scores first	25-6	Hits are tied	3-1
Opp. scores first	3-11		

Record when team scores:

Runs	0	1	2	3	4	5	6	7	8	9	10+
W-L	0-3	1-5	1-3	0-0	2-3	4-1	4-1	5-0	3-1	0-0	8-0

Record when opponent scores:

Runs	0	1	2	3	4	5	6	7	8	9	10+
W-L	8-0	5-2	5-1	2-1	3-2	3-4	1-0	1-1	0-1	0-2	0-3

Record when leading after:

Inn.	1	2	3	4	5	6
W-L	14-3	19-2	21-2	24-1	16-1	18-2

Record when trailing after:

Inn.	1	2	3	4	5	6
W-L	0-7	1-11	2-13	3-14	3-12	1-12

Record when tied after:

Inn.	1	2	3	4	5	6
W-L	14-7	8-4	5-2	1-2	3-2	1-1

Current losing streak: 1
Longest winning streak: 6
Longest losing streak: 3

Home attendance : 6700 (15 dates avg = 446)
Away attendance : 5288 (29 dates avg = 182)
Total attendance: 11988 (44 dates avg = 272)

The Automated ScoreBook
Game Results for Marshall University (as of Apr 24, 2019)
(All games)

Date	Opponent		Score	Inns	Overall	Conference	Pitcher of record	Attend	Time
Feb 08, 2019	vs UC Riverside	w	5-2	7	1-0-0	0-0-0	TOLBERT, A. (W 1-0)	113	2:07
Feb 08, 2019	at San Diego	w	10-1	7	2-0-0	0-0-0	WILLIAMSON,K (W 1-0)	173	2:44
Feb 09, 2019	vs Cal Poly	w	6-5	(9)	3-0-0	0-0-0	BURDETTE, A. (W 1-0)	115	3:20
Feb 09, 2019	vs UC Riverside	L	4-5	7	3-1-0	0-0-0	STEVENSON,M. (L 0-1)	111	1:59
Feb 10, 2019	vs Portland State	w	7-4	7	4-1-0	0-0-0	TOLBERT, A. (W 2-0)	107	2:25
Feb 15, 2019	vs ECU	w	5-2	7	5-1-0	0-0-0	TOLBERT, A. (W 3-0)	78	2:00
Feb 15, 2019	at Coastal Carolina	L	0-1	7	5-2-0	0-0-0	TOLBERT, A. (L 0-1)	138	2 13
Feb 16, 2019	vs ECU	w	8-4	7	6-2-0	0-0-0	TOLBERT, A. (W 4-1)	78	1:54
Feb 16, 2019	vs Presbyterian	w	10-1	5	7-2-0	0-0-0	WILLIAMSON,K (W 2-0)	78	2:00
Feb 17, 2019	vs Towson	L	2-3	7	7-3-0	0-0-0	TOLBERT, A. (L 4-2)	75	2:00
Feb 22, 2019	vs UMass Lowell	w	4-3	(8)	8-3-0	0-0-0	TOLBERT, A. (W 5-2)	75	1:57
Feb 22, 2019	vs Iowa State	L	0-1	7	8-4-0	0-0-0	TOLBERT, A. (L 5-3)	120	1:42
Feb 23, 2019	vs UNC Wilmington	w	11-5	7	9-4-0	0-0-0	TOLBERT, A. (W)	106	2:23
Feb 23, 2019	at Charleston So.	w	10-0	5	10-4-0	0-0-0	WILLIAMSON,K (W 3-0)	66	1:45
Feb 24, 2019	vs Appalachian State	L	1-2	7	10-5-0	0-0-0	TOLBERT, A. (L 6-4)	402	1:47
Feb 27, 2019	OHIO BOBCATS	w	8-0	5	11-5-0	0-0-0	TOLBERT, A. (W 7-4)	450	1:51
Mar 02, 2019	RIDER-1	w	2-0	7	12-5-0	0-0-0	TOLBERT, A. (W 8-4)	250	2:13
Mar 02, 2019	RIDER-2	w	4-0	7	13-5-0	0-0-0	WILLIAMSON,K (W 4-0)	250	1:55
Mar 03, 2019	RIDER	w	10-2	5	14-5-0	0-0-0	TOLBERT, A. (W 9-4)	75	2:15
Mar 08, 2019	vs Monmouth	w	1-0	6	15-5-0	0-0-0	TOLBERT, A. (W 10-4)	22	1:20
Mar 09, 2019	vs Lafayette	w	6-1	7	16-5-0	0-0-0	WILLIAMSON,K (W 5-0)	254	1:37
Mar 10, 2019	vs Monmouth	L	2-4	7	16-6-0	0-0-0	TOLBERT, A. (L 10-5)	45	1:54
Mar 10, 2019	at George Mason	w	5-4	7	17-6-0	0-0-0	TOLBERT, A. (W 11-5)	45	2:20
* Mar 16, 2019	at Charlotte-1	w	7-5	7	18-6-0	1-0-0	TOLBERT, A. (W 12-5)	278	2:25
* Mar 16, 2019	at Charlotte-2	w	13-0	5	19-6-0	2-0-0	WILLIAMSON,K (W 6-0)	-	1:39
* Mar 17, 2019	at Charlotte	L	6-11	7	19-7-0	2-1-0	TOLBERT, A. (L 12-6)	254	2:32
Mar 20, 2019	#13 KENTUCKY	L	4-9	7	19-8-0	2-1-0	WILLIAMSON,K (L 6-1)	1000	2:58
* Mar 23, 2019	UTSA-1	w	5-0	7	20-8-0	3-1-0	TOLBERT, A. (W 13-6)	350	1:42
* Mar 23, 2019	UTSA-2	w	7-0	7	21-8-0	4-1-0	WILLIAMSON,K (W 7-1)	350	1:57
* Mar 24, 2019	UTSA	L	2-4	7	21-9-0	4-2-0	TOLBERT, A. (L 13-7)	375	1:56
Mar 26, 2019	at Longwood	L	1-13	5	21-10-0	4-2-0	TOLBERT, A. (L 13-8)	156	1:49
Mar 27, 2019	at #20 James Madison	L	5-8	7	21-11-0	4-2-0	TOLBERT, A. (L 13-9)	362	2:30
* Mar 30, 2019	at Southern Miss	w	6-1	7	22-11-0	5-2-0	TOLBERT, A. (W 14-9)	0	2:50
* Mar 30, 2019	at Southern Miss-2	w	6-3	7	23-11-0	6-2-0	TOLBERT, A. (W 15-9)	760	2:29
* Mar 31, 2019	at Southern Miss	L	0-5	7	23-12-0	6-3-0	TOLBERT, A. (L 15-10)	640	1:53
* Apr 06, 2019	WKU-1	w	10-2	6	24-12-0	7-3-0	TOLBERT, A. (W 16-10)	1000	1:52
* Apr 06, 2019	WKU-2	L	1-7	7	24-13-0	7-4-0	WILLIAMSON,K (L 7-2)	1000	2:09
* Apr 07, 2019	WKU	w	8-7	(8)	25-13-0	8-4-0	WILLIAMSON,K (W 8-2)	450	2:47
* Apr 13, 2019	at FIU-1	L	1-9	5	25-14-0	8-5-0	TOLBERT, A. (L 16-11)	229	1:40
* Apr 13, 2019	at FIU-2	L	1-5	7	25-15-0	8-6-0	WILLIAMSON,K (L 8-3)	229	2:29
* Apr 14, 2019	at FIU	w	7-1	7	26-15-0	9-6-0	TOLBERT, A. (W 17-11)	179	2:16
* Apr 19, 2019	LATECH-1	L	8-10	7	26-16-0	9-7-0	TOLBERT, A. (L 17-12)	200	2:30
* Apr 19, 2019	LATECH-2	w	10-2	5	27-16-0	10-7-0	BURDETTE, A. (W 2-0)	200	1:38
* Apr 20, 2019	LATECH	w	7-6	7	28-16-0	11-7-0	WILLIAMSON,K (W 9-3)	350	2:30
Apr 23, 2019	LOUISVILLE	L	4-5	7	28-17-0	11-7-0	TOLBERT, A. (L 17-13)	400	1:51

() extra inning game

The Automated ScoreBook
Team Game-by-Game for Marshall University (as of Apr 24, 2019)
Batting (All games)

Date	Opponent	ab	r	h	rbi	2b	3b	hr	tb	bb	ibb	sb	cs	hbp	sac	sf	gdp	k	po	a	e	lob	avg
Feb 08	vs UC Riverside	30	5	14	4	2	0	0	16	3	0	4	0	2	1	0	0	1	21	13	3	10	.467
Feb 08	at San Diego	28	10	8	6	2	1	0	12	8	0	0	1	2	1	0	0	9	21	7	1	8	.379
Feb 09	vs Cal Poly	28	6	9	5	0	0	0	9	4	0	1	2	3	4	3	0	4	27	7	5	11	.360
Feb 09	vs UC Riverside	28	4	8	3	1	0	0	9	5	0	0	0	0	0	0	0	1	21	10	6	8	.342
Feb 10	vs Portland State	26	7	8	5	1	1	0	11	7	0	4	0	2	2	0	0	2	21	13	3	9	.336
Feb 15	vs ECU	24	5	6	5	1	0	3	16	4	0	1	0	0	0	0	0	6	21	9	2	5	.323
Feb 15	at Coastal Carolina	24	0	4	0	0	0	0	4	0	0	0	1	1	0	0	0	5	18	7	0	4	.303
Feb 16	vs ECU	25	8	8	8	2	0	1	13	6	0	0	1	1	0	0	0	3	21	10	1	6	.305
Feb 16	vs Presbyterian	24	10	8	10	0	0	5	23	3	0	4	0	1	0	0	0	2	15	3	1	3	.308
Feb 17	vs Towson	24	2	4	2	0	0	1	7	2	0	3	0	3	1	0	0	8	21	8	2	7	.295
Feb 22	vs UMass Lowell	28	4	6	4	2	0	1	11	1	0	0	0	1	0	0	0	4	24	8	0	5	.287
Feb 22	vs Iowa State	22	0	1	0	1	0	0	2	3	0	0	0	1	0	0	0	7	18	6	0	5	.270
Feb 23	vs UNC Wilmington	31	11	10	11	1	0	3	20	2	0	2	1	2	1	0	0	6	21	8	0	4	.275
Feb 23	at Charleston So.	26	10	10	10	1	0	1	14	5	0	2	0	0	0	1	0	1	15	4	0	7	.283
Feb 24	vs Appalachian State	21	1	2	0	0	0	0	2	1	0	1	1	2	0	0	1	3	18	6	1	2	.272
Feb 27	OHIO BOBCATS	20	8	9	8	1	0	3	19	3	0	2	0	2	0	0	0	2	15	5	1	5	.281
Mar 02	RIDER	22	2	3	2	2	0	0	5	6	0	0	0	1	0	0	0	4	21	7	0	9	.274
Mar 02	RIDER	22	4	4	4	0	0	3	13	2	0	1	0	0	0	0	0	2	21	6	0	2	.269
Mar 03	RIDER	22	10	9	8	3	1	0	14	7	0	5	1	0	1	0	0	0	15	8	2	7	.276
Mar 08	vs Monmouth	18	1	3	1	1	0	0	4	0	0	1	0	2	0	0	0	5	15	7	0	4	.272
Mar 09	vs Lafayette	30	6	13	6	3	0	1	19	3	0	2	1	0	0	0	0	0	21	7	1	9	.281
Mar 10	vs Monmouth	25	2	5	2	1	0	0	6	1	0	0	1	1	0	1	0	2	21	6	0	5	.277
Mar 10	at George Mason	27	5	8	5	3	1	0	13	3	0	3	0	1	0	1	0	3	21	4	4	6	.278
*Mar 16	at Charlotte	29	7	9	6	1	2	2	20	4	0	0	2	2	1	0	0	6	21	6	1	8	.280
*Mar 16	at Charlotte	29	13	13	11	2	0	2	21	5	0	1	0	0	1	0	0	0	15	6	0	7	.288
*Mar 17	at Charlotte	31	6	12	6	3	0	1	18	3	0	1	0	3	0	1	0	1	18	11	3	11	.292
Mar 20	KENTUCKY	28	4	5	4	0	0	1	8	6	0	1	0	0	0	0	0	7	21	7	2	9	.288
*Mar 23	UTSA	23	5	5	5	1	0	2	12	1	0	0	1	0	0	0	0	2	21	6	0	1	.285
*Mar 23	UTSA	25	7	8	6	1	0	1	12	4	0	5	0	1	0	1	0	4	21	6	0	6	.286
*Mar 24	UTSA	22	2	1	1	0	0	0	1	4	0	2	0	1	1	1	0	6	21	6	1	6	.280
Mar 26	at Longwood	20	1	5	1	1	0	0	6	2	0	0	0	2	0	0	0	3	12	5	2	8	.279
Mar 27	at James Madison	30	5	7	4	0	0	1	10	3	0	0	0	4	0	0	0	8	18	10	2	11	.277
*Mar 30	at Southern Miss	29	6	8	6	2	1	2	18	6	0	1	1	1	0	0	0	7	21	7	0	9	.277
*Mar 30	at Southern Miss	25	6	5	5	1	0	2	12	3	0	3	0	1	0	1	1	7	21	6	4	3	.275
*Mar 31	at Southern Miss	22	0	1	0	0	0	0	1	0	0	0	0	1	0	0	0	8	18	10	1	2	.269
*Apr 06	WKU	24	10	9	9	2	2	2	21	2	1	1	1	2	1	0	0	5	18	10	1	2	.272
*Apr 06	WKU	23	1	4	1	1	0	0	5	5	1	0	1	2	1	0	0	4	21	6	1	9	.270
*Apr 07	WKU	28	8	8	8	1	0	2	15	7	1	0	0	2	1	0	0	4	24	8	0	9	.270
*Apr 13	at FIU	17	1	2	1	0	0	1	5	3	0	0	1	1	0	0	0	3	12	6	0	5	.267
*Apr 13	at FIU	21	1	3	1	0	0	0	3	6	0	2	0	0	2	1	1	3	20	9	1	8	.265
*Apr 14	at FIU	27	7	9	6	1	0	2	16	1	0	1	2	3	0	1	0	3	21	8	0	4	.267
*Apr 19	LATECH	30	8	11	8	2	1	2	21	3	0	0	1	1	0	1	0	6	21	11	1	6	.269
*Apr 19	LATECH	23	10	11	9	3	0	3	23	4	0	0	0	0	0	0	0	2	15	4	0	4	.274
*Apr 20	LATECH	25	7	8	6	4	0	1	15	5	1	0	1	2	0	0	0	6	21	9	1	6	.275
Apr 23	LOUISVILLE	26	4	5	4	0	0	2	11	2	0	0	0	1	0	0	0	5	21	15	1	4	.273
Totals		1132	240	309	217	54	10	51	536	158	4	54	21	58	19	13	3	180	875	341	55	279	.273

The Automated ScoreBook
Team Game-by-Game for Marshall University (as of Apr 24, 2019)
Pitching (All games)

Date	Opponent	ip	h	r	er	bb	so	2b	3b	hr	wp	bk	hbp	dp	ibb	score	w-l	sv	era
Feb 08	vs UC Riverside	7.0	7	2	1	2	2	1	0	0	0	0	1	0	0	5-2	1-0	0	1.00
Feb 08	at San Diego	7.0	4	1	0	1	2	0	0	0	0	0	1	0	0	10-1	2-0	0	0.50
Feb 09	vs Cal Poly	9.0	8	5	3	5	5	0	0	0	4	0	0	1	1	6-5	3-0	0	1.22
Feb 09	vs UC Riverside	7.0	3	5	0	3	7	2	0	0	2	0	1	0	0	4-5	3-1	0	0.93
Feb 10	vs Portland State	7.0	4	4	2	5	5	2	0	0	0	0	1	1	0	7-4	4-1	1	1.14
Feb 15	vs ECU	7.0	7	2	2	1	3	0	0	1	0	0	1	0	0	5-2	5-1	1	1.27
Feb 15	at Coastal Carolina	6.0	3	1	1	0	1	0	0	0	0	0	1	0	0	0-1	5-2	1	1.26
Feb 16	vs ECU	7.0	5	4	4	4	5	0	0	1	0	0	0	0	0	8-4	6-2	1	1.60
Feb 16	vs Presbyterian	5.0	6	1	1	2	4	1	0	0	0	0	0	0	0	10-1	7-2	1	1.58
Feb 17	vs Towson	7.0	9	3	3	2	3	2	1	0	0	0	1	1	0	2-3	7-3	1	1.72
Feb 22	vs UMass Lowell	8.0	8	3	2	2	8	2	0	1	0	0	2	1	0	4-3	8-3	1	1.73
Feb 22	vs Iowa State	6.0	1	1	1	3	4	0	1	0	0	0	1	0	0	0-1	8-4	1	1.69
Feb 23	vs UNC Wilmington	7.0	6	5	5	5	7	1	0	4	1	0	2	1	0	11-5	9-4	1	1.94
Feb 23	at Charleston So.	5.0	1	0	0	3	5	0	0	0	1	0	0	0	0	10-0	10-4	1	1.84
Feb 24	vs Appalachian State	6.0	5	2	2	1	8	2	0	0	1	0	0	0	0	1-2	10-5	1	1.87
Feb 27	OHIO BOBCATS	5.0	4	0	0	4	5	0	0	0	0	0	0	1	0	8-0	11-5	1	1.78
Mar 02	RIDER	7.0	3	0	0	2	8	1	0	0	1	0	2	0	0	2-0	12-5	1	1.67
Mar 02	RIDER	7.0	8	0	0	3	3	1	0	0	0	0	1	1	0	4-0	13-5	1	1.58
Mar 03	RIDER	5.0	3	2	1	3	2	1	0	0	1	0	0	0	0	10-2	14-5	1	1.57
Mar 08	vs Monmouth	5.0	1	0	0	2	5	1	0	0	0	0	0	0	0	1-0	15-5	1	1.51
Mar 09	vs Lafayette	7.0	2	1	0	1	7	1	0	0	0	0	0	0	0	6-1	16-5	1	1.43
Mar 10	vs Monmouth	7.0	6	4	4	3	6	2	0	0	1	0	0	0	0	2-4	16-6	1	1.56
Mar 10	at George Mason	7.0	6	4	3	3	8	1	0	0	1	0	0	1	0	5-4	17-6	1	1.62
*Mar 16	at Charlotte	7.0	10	5	4	3	7	1	0	0	0	0	1	0	0	7-5	18-6	2	1.73
*Mar 16	at Charlotte	5.0	3	0	0	1	4	0	0	0	0	0	0	0	0	13-0	19-6	2	1.67
*Mar 17	at Charlotte	6.0	16	11	11	5	5	3	1	0	0	0	1	0	1	6-11	19-7	2	2.07
Mar 20	KENTUCKY	7.0	10	9	8	7	5	2	1	1	0	0	2	0	0	4-9	19-8	2	2.31
*Mar 23	UTSA	7.0	1	0	0	1	7	0	0	0	0	0	2	0	0	5-0	20-8	2	2.22
*Mar 23	UTSA	7.0	7	0	0	2	9	0	0	0	0	0	0	1	0	7-0	21-8	2	2.14
*Mar 24	UTSA	7.0	4	4	3	4	9	2	0	0	0	0	2	0	0	2-4	21-9	2	2.17
Mar 26	at Longwood	4.0	10	13	9	7	4	1	0	1	1	0	0	0	0	1-13	21-10	2	2.44
Mar 27	at James Madison	6.0	12	8	7	4	4	1	0	2	0	0	0	0	0	5-8	21-11	2	2.60
*Mar 30	at Southern Miss	7.0	4	1	1	2	5	0	0	0	1	0	0	0	0	6-1	22-11	2	2.55
*Mar 30	at Southern Miss	7.0	5	3	3	3	3	1	0	0	0	0	2	0	0	6-3	23-11	2	2.57
*Mar 31	at Southern Miss	6.0	8	5	4	2	3	1	0	0	0	0	0	0	0	0-5	23-12	2	2.62
*Apr 06	WKU	6.0	2	2	2	2	4	0	0	1	1	0	2	0	0	10-2	24-12	2	2.61
*Apr 06	WKU	7.0	8	7	6	2	2	0	0	2	0	0	1	0	0	1-7	24-13	2	2.71
*Apr 07	WKU	8.0	12	7	7	5	8	3	0	1	0	0	2	0	0	8-7	25-13	2	2.82
*Apr 13	at FIU	4.0	9	9	8	2	3	0	1	1	0	0	2	0	0	1-9	25-14	2	3.00
*Apr 13	at FIU	6.2	4	5	5	6	6	0	0	1	0	0	0	0	0	1-5	25-15	2	3.06
*Apr 14	at FIU	7.0	4	1	1	2	2	0	0	0	0	0	0	0	0	7-1	26-15	2	3.00
*Apr 19	LATECH	7.0	10	10	8	3	1	2	1	1	1	0	0	0	0	8-10	26-16	2	3.13
*Apr 19	LATECH	5.0	6	2	2	3	1	2	0	0	0	0	0	0	0	10-2	27-16	2	3.13
*Apr 20	LATECH	7.0	8	6	6	3	3	1	0	2	2	0	0	0	0	7-6	28-16	2	3.20
Apr 23	LOUISVILLE	7.0	11	5	3	1	5	3	1	1	0	0	0	1	0	4-5	28-17	2	3.19
Totals		291.2	274	163	133	130	213	44	7	21	19	0	32	10	2	240-163	28-17	2	3.19

The Automated ScoreBook
Opponent Game-by-Game for Marshall University (as of Apr 24, 2019)
Batting (All games)

Date	Opponent	ab	r	h	rbi	2b	3b	hr	tb	bb	ibb	sb	cs	hbp	sac	sf	gdp	k	po	a	e	lob	avg
Feb 08	vs UC Riverside	28	2	7	1	1	0	0	8	2	0	0	0	1	0	0	0	2	21	9	1	8	.250
Feb 08	at San Diego	26	1	4	1	0	0	0	4	1	0	1	0	1	0	0	0	2	21	7	3	6	.204
Feb 09	vs Cal Poly	35	5	8	4	0	0	0	8	5	1	2	0	0	2	0	0	5	27	10	1	12	.213
Feb 09	vs UC Riverside	26	5	3	3	2	0	0	5	3	0	2	1	1	0	0	0	7	21	13	2	4	.191
Feb 10	vs Portland State	24	4	4	3	2	0	0	6	5	0	1	0	1	2	0	0	5	21	12	3	7	.187
Feb 15	vs EKU	29	2	7	2	0	0	1	10	1	0	0	0	1	0	0	0	3	18	4	0	8	.196
Feb 15	at Coastal Carolina	20	1	3	1	0	0	0	3	0	0	0	0	1	1	0	0	1	21	9	3	3	.191
Feb 16	vs EKU	27	4	5	4	0	0	1	8	4	0	0	0	0	0	0	0	5	18	7	0	6	.191
Feb 16	vs Presbyterian	22	1	6	1	1	0	0	7	2	0	0	0	0	0	0	0	4	15	6	1	8	.198
Feb 17	vs Towson	28	3	9	2	2	1	0	13	2	0	2	0	1	1	0	1	3	21	7	0	8	.211
Feb 22	vs UMass Lowell	30	3	8	3	2	0	1	13	2	0	3	0	2	1	0	1	8	22	8	1	9	.217
Feb 22	vs Iowa State	18	1	1	1	0	1	0	3	3	0	0	0	1	0	1	0	4	21	4	0	4	.208
Feb 23	vs UNC Wilmington	26	5	6	5	1	0	4	19	5	0	1	0	2	0	0	0	7	21	8	1	7	.209
Feb 23	at Charleston So.	16	0	1	0	0	0	0	1	3	0	0	0	0	0	0	0	5	15	4	3	4	.203
Feb 24	vs Appalachian State	23	2	5	2	2	0	0	7	1	0	1	0	0	1	0	0	8	21	10	1	5	.204
Feb 27	OHIO BOBCATS	19	0	4	0	0	0	0	4	4	0	1	0	0	0	0	1	5	12	3	0	8	.204
Mar 02	RIDER	23	0	3	0	1	0	0	4	2	0	0	0	2	0	0	0	8	18	8	1	6	.200
Mar 02	RIDER	27	0	8	0	1	0	0	9	3	0	1	0	1	0	0	0	3	18	7	0	10	.206
Mar 03	RIDER	19	2	3	1	1	0	0	4	3	0	1	0	0	0	0	0	2	13	4	1	5	.204
Mar 08	vs Monmouth	16	0	1	0	1	0	0	2	2	0	0	0	0	0	0	0	5	15	7	0	3	.199
Mar 09	vs Lafayette	22	1	2	1	1	0	0	3	1	0	0	2	0	0	0	0	7	18	6	0	1	.194
Mar 10	vs Monmouth	25	4	6	4	2	0	0	8	3	0	2	0	0	1	1	0	6	21	10	1	5	.197
Mar 10	at George Mason	29	4	6	2	1	0	0	7	3	0	1	0	0	0	0	0	8	21	5	0	7	.197
*Mar 16	at Charlotte	30	5	10	4	1	0	0	11	3	0	1	0	1	1	0	0	7	21	8	2	9	.204
*Mar 16	at Charlotte	18	0	3	0	0	0	0	3	1	0	0	0	0	0	0	0	4	15	11	3	4	.203
*Mar 17	at Charlotte	34	11	16	11	3	1	0	21	5	1	0	0	1	1	0	0	5	21	10	0	12	.217
Mar 20	KENTUCKY	29	9	10	8	2	1	1	17	7	0	3	2	2	0	0	0	5	21	8	2	8	.223
*Mar 23	UTSA	22	0	1	0	0	0	0	1	1	0	0	0	2	0	0	0	7	18	5	1	4	.217
*Mar 23	UTSA	27	0	7	0	0	0	0	7	2	0	2	0	0	0	0	1	9	18	6	2	8	.219
*Mar 24	UTSA	24	4	4	3	2	0	0	6	4	0	0	0	2	0	0	0	9	21	7	3	5	.217
Mar 26	at Longwood	24	13	10	13	1	0	1	14	7	0	0	0	0	0	0	0	4	15	4	1	6	.223
Mar 27	at James Madison	30	8	12	8	1	0	2	19	4	0	3	0	0	0	1	0	4	21	7	2	9	.230
*Mar 30	at Southern Miss	24	1	4	1	0	0	0	4	2	0	0	0	0	1	0	0	5	21	5	1	5	.228
*Mar 30	at Southern Miss	26	3	5	3	1	0	0	6	3	0	0	1	2	2	0	0	3	21	9	1	9	.227
*Mar 31	at Southern Miss	25	5	8	4	1	0	0	9	2	0	0	0	0	0	0	0	3	21	5	0	4	.230
*Apr 06	WKU	21	2	2	2	0	0	1	5	2	0	0	0	2	0	0	0	4	17	8	1	5	.226
*Apr 06	WKU	29	7	8	6	0	0	2	14	2	0	2	0	1	0	1	0	2	21	8	0	5	.228
*Apr 07	WKU	33	7	12	7	3	0	1	18	5	0	1	0	2	0	1	0	8	21	4	2	10	.233
*Apr 13	at FIU	20	9	9	9	0	1	1	14	2	0	3	0	2	1	0	0	3	15	5	1	4	.237
*Apr 13	at FIU	21	5	4	5	0	0	1	7	6	0	0	1	0	3	0	0	6	21	7	0	5	.236
*Apr 14	at FIU	25	1	4	1	0	0	0	4	2	0	0	0	0	0	0	0	2	21	8	1	5	.234
*Apr 19	LATECH	33	10	10	8	2	1	1	17	3	0	5	0	0	0	0	0	1	21	4	0	5	.236
*Apr 19	LATECH	19	2	6	2	2	0	0	8	3	0	1	1	0	0	1	0	1	13	10	1	6	.238
*Apr 20	LATECH	29	6	8	6	1	0	2	15	3	0	1	0	0	1	0	0	3	19	8	1	6	.239
Apr 23	LOUISVILLE	30	5	11	4	3	1	1	19	1	0	1	0	0	0	0	1	5	21	9	1	5	.242
Totals		1131	163	274	146	44	7	21	395	130	2	42	8	32	19	6	5	213	864	324	49	283	.242

The Automated ScoreBook
Opponent Game-by-Game for Marshall University (as of Apr 24, 2019)
Pitching (All games)

Date	Opponent	ip	h	r	er	bb	so	2b	3b	hr	wp	bk	hbp	dp	ibb	score	w-l	sv	era
Feb 08	vs UC Riverside	7.0	14	5	4	3	1	2	0	0	2	0	2	1	0	2-5	0-1	0	4.00
Feb 08	at San Diego	7.0	8	10	5	8	9	2	1	0	1	0	2	0	0	1-10	0-2	0	4.50
Feb 09	vs Cal Poly	9.0	9	6	4	4	4	0	0	0	2	0	3	0	0	5-6	0-3	0	3.96
Feb 09	vs UC Riverside	7.0	8	4	1	5	1	1	0	0	0	0	0	0	0	5-4	1-3	0	3.27
Feb 10	vs Portland State	7.0	8	7	7	7	2	1	1	0	1	0	2	1	0	4-7	1-4	0	3.97
Feb 15	vs ECU	6.0	6	5	5	4	6	1	0	3	1	0	0	0	0	2-5	1-5	0	4.23
Feb 15	at Coastal Carolina	7.0	4	0	0	0	5	0	0	0	0	0	1	0	0	1-0	2-5	0	3.64
Feb 16	vs ECU	6.0	8	8	8	6	3	2	0	1	2	0	1	0	0	4-8	2-6	0	4.25
Feb 16	vs Presbyterian	5.0	8	10	9	3	2	0	0	5	0	0	1	0	0	1-10	2-7	0	4.93
Feb 17	vs Towson	7.0	4	2	2	2	8	0	0	1	0	0	3	0	0	3-2	3-7	0	4.63
Feb 22	vs UMass Lowell	7.1	6	4	3	1	4	2	0	1	1	0	1	0	0	3-4	3-8	0	4.46
Feb 22	vs Iowa State	7.0	1	0	0	3	7	1	0	0	0	0	1	0	0	1-0	4-8	0	4.08
Feb 23	vs UNC Wilmington	7.0	10	11	11	2	6	1	0	3	0	0	2	0	0	5-11	4-9	0	4.62
Feb 23	at Charleston So.	5.0	10	10	8	5	1	1	0	1	0	0	0	0	0	0-10	4-10	0	4.97
Feb 24	vs Appalachian State	7.0	2	1	0	1	3	0	0	0	0	0	2	1	0	2-1	5-10	0	4.63
Feb 27	Ohio Bobcats	4.0	9	8	8	3	2	1	0	3	0	0	2	0	0	0-8	5-11	0	4.98
Mar 02	Rider	6.0	3	2	2	6	4	2	0	0	0	0	1	0	0	0-2	5-12	0	4.84
Mar 02	Rider	6.0	4	4	4	2	2	0	0	3	0	0	0	0	0	0-4	5-13	0	4.83
Mar 03	Rider	4.1	9	10	9	7	0	3	1	0	3	0	0	0	0	2-10	5-14	0	5.18
Mar 08	vs Monmouth	5.0	3	1	0	0	5	1	0	0	0	0	2	0	0	0-1	5-15	0	4.97
Mar 09	vs Lafayette	6.0	13	6	6	3	0	3	0	1	1	0	0	0	0	1-6	5-16	0	5.07
Mar 10	vs Monmouth	7.0	5	2	1	1	2	1	0	0	0	0	1	0	0	4-2	6-16	0	4.86
Mar 10	at George Mason	7.0	8	5	3	3	3	3	1	0	0	0	1	0	0	4-5	6-17	0	4.77
*Mar 16	at Charlotte	7.0	9	7	5	4	6	1	2	2	0	0	2	0	0	5-7	6-18	0	4.78
*Mar 16	at Charlotte	5.0	13	13	10	5	0	2	0	2	0	0	0	0	0	0-13	6-19	0	5.07
*Mar 17	at Charlotte	7.0	12	6	6	3	1	3	0	1	0	0	3	0	0	11-6	7-19	0	5.11
Mar 20	Kentucky	7.0	5	4	1	6	7	0	0	1	2	0	0	0	0	9-4	8-19	0	4.95
*Mar 23	UTSA	6.0	5	5	5	1	2	1	0	2	0	0	0	0	0	0-5	8-20	0	4.98
*Mar 23	UTSA	6.0	8	7	6	4	4	1	0	1	2	0	1	1	0	0-7	8-21	0	5.04
*Mar 24	UTSA	7.0	1	2	1	4	6	0	0	0	1	0	1	0	0	4-2	9-21	1	4.89
Mar 26	at Longwood	5.0	5	1	1	2	3	1	0	0	0	0	2	0	0	13-1	10-21	1	4.81
Mar 27	at James Madison	7.0	7	5	1	3	8	0	0	1	0	0	4	0	0	8-5	11-21	1	4.67
*Mar 30	at Southern Miss	7.0	8	6	5	6	7	2	1	2	0	0	1	0	0	1-6	11-22	1	4.69
*Mar 30	at Southern Miss	7.0	5	6	4	3	7	1	0	2	1	0	1	1	0	3-6	11-23	1	4.66
*Mar 31	at Southern Miss	7.0	1	0	0	0	8	0	0	0	0	0	1	0	0	5-0	12-23	1	4.52
*Apr 06	WKU	5.2	9	10	8	2	5	2	2	2	1	0	2	0	1	2-10	12-24	1	4.65
*Apr 06	WKU	7.0	4	1	1	5	4	1	0	0	0	0	2	0	1	7-1	13-24	1	4.54
*Apr 07	WKU	7.0	8	8	7	7	4	1	0	2	1	0	2	0	1	7-8	13-25	1	4.61
*Apr 13	at FIU	5.0	2	1	1	3	3	0	0	1	0	0	1	0	0	9-1	14-25	1	4.55
*Apr 13	at FIU	7.0	3	1	1	6	3	0	0	0	0	0	0	1	0	5-1	15-25	1	4.45
*Apr 14	at FIU	7.0	9	7	5	1	3	1	0	2	1	0	3	0	0	1-7	15-26	1	4.47
*Apr 19	LATECH	7.0	11	8	8	3	6	2	1	2	0	0	1	0	0	10-8	16-26	1	4.56
*Apr 19	LATECH	4.1	11	10	9	4	2	3	0	3	2	0	0	0	0	2-10	16-27	1	4.71
*Apr 20	LATECH	6.1	8	7	6	5	6	4	0	1	2	0	2	0	1	6-7	16-28	1	4.76
Apr 23	Louisville	7.0	5	4	3	2	5	0	0	2	0	0	1	1	0	5-4	17-28	1	4.72
Totals		288.0	309	240	194	158	180	54	10	51	27	0	58	7	4	163-240	17-28	1	4.72



00 Senior - Abigail Tolbert P/UT										Barboursville, West Virginia									
Career Highs										Season Highs									
IP: 9.2 at UAB 3/11/18										IP: 7 (9x) last vs. Louisville 4/23									
Ks: 9 vs. UTSA 3/24/19										Ks: 9 vs. UTSA 3/24									
2+ Strikeout Games: 50										2+ Strikeout Games: 28									
5+ Strikeout Games: 20										5+ Strikeout Games: 13									
10+ Strikeout Games:										10+ Strikeout Games:									
3+ Innings Pitched Games: 55										3+ Innings Pitched Games: 30									
5+ Innings Pitched Games: 41										5+ Innings Pitched Games: 22									
1st career win 2/24/18 vs. Presbyterian, 8-0										1st win of year 2/8 vs. UC-Riverside, 5-2									
1st career save 3/17/18 vs. Southern Miss																			
										Streaks:									
										1 Strikeout Career: 22 (2/8/19-3/24/19)									
										Current: 11									
										2+ Strikeouts: 15 (2/22/19-3/24/19)									
										Current: 1									
										5+ Strikeouts: 3 (2/24-3/2 & 3/8-10)									
										Current: 1									
										10+ Strikeouts:									
										Current:									
										3+ IP: 14 (2/22/19-3/24/19)									
										Current: 4									
										5+ IP: 8 (2/22/19-3/10/19)									
										Current: 1									

On base pct. .000 • Slugging pct. .000

#0 TOLBERT, Abigail - 34 appearances (All games)

Date	Opponent	GS	IP	H	R	ER	BB	SO	2B	3B	HR	WP	BK	HBP	IBB	Score	W-L	Sv	ERA	NP	
Feb 08	vs UC Riverside	*	7.0	7	2	1	2	2	1	0	0	0	0	0	1	0	5-2	1-0	0	1.00	81
Feb 09	vs Cal Poly	*	5.1	3	3	3	2	3	0	0	0	2	0	0	0	0	6-5	1-0	0	2.27	96
Feb 10	vs Portland State	*	4.2	3	4	2	5	4	2	0	0	0	0	0	0	0	7-4	2-0	0	2.47	95
Feb 15	vs EKU	*	3.0	1	0	0	1	3	0	0	0	0	0	0	0	0	5-2	3-0	0	2.10	42
Feb 15	at Coastal Carolina	*	6.0	3	1	1	0	1	0	0	0	0	0	0	1	0	0-1	3-1	0	1.88	78
Feb 16	vs EKU	*	7.0	5	4	4	4	5	0	0	1	0	0	0	0	0	8-4	4-1	0	2.33	108
Feb 17	vs Towson	*	4.0	6	3	3	0	1	2	1	0	0	0	0	1	0	2-3	4-2	0	2.65	69
Feb 22	vs UMass Lowell	*	2.0	2	2	1	0	2	0	0	1	0	0	0	0	0	4-3	5-2	0	2.69	25
Feb 22	vs Iowa State	*	6.0	1	1	1	3	4	0	1	0	0	0	0	1	0	0-1	5-3	0	2.49	99
Feb 23	vs UNC Wilmington	*	5.0	4	4	4	4	3	0	0	3	1	0	2	0	0	11-5	6-3	0	2.80	114
Feb 24	vs Appalachian State	*	6.0	5	2	2	1	8	2	0	0	1	0	0	0	0	1-2	6-4	0	2.75	113
Feb 27	OHIO BOBCATS	*	5.0	4	0	0	4	5	0	0	0	0	0	0	0	0	8-0	7-4	0	2.52	107
Mar 02	RIDER-1	*	7.0	3	0	0	2	8	1	0	0	1	0	2	0	0	2-0	8-4	0	2.26	104
Mar 03	RIDER	*	5.0	3	2	1	3	2	1	0	0	1	0	0	0	0	10-2	9-4	0	2.21	112
Mar 08	vs Monmouth	*	5.0	1	0	0	2	5	1	0	0	0	0	0	0	0	1-0	10-4	0	2.06	-
Mar 10	vs Monmouth	*	7.0	6	4	4	3	6	2	0	0	1	0	0	0	0	2-4	10-5	0	2.22	123
Mar 10	at George Mason	*	3.2	2	0	0	1	5	1	0	0	1	0	0	0	0	5-4	11-5	0	2.13	59
Mar 16	at Charlotte-1	*	4.0	7	3	2	3	5	0	0	0	0	0	1	0	0	7-5	12-5	0	2.19	76
Mar 17	at Charlotte	*	3.1	7	3	3	2	3	2	0	0	0	0	0	1	0	6-11	12-6	0	2.33	20
Mar 20	KENTUCKY	*	4.2	5	1	1	3	3	1	1	0	0	0	0	1	0	4-9	12-6	0	2.29	89
Mar 23	UTSA-1	*	7.0	1	0	0	1	7	0	0	0	0	0	2	0	0	5-0	13-6	0	2.15	105
Mar 24	UTSA	*	7.0	4	4	3	4	9	2	0	0	0	0	2	0	0	2-4	13-7	0	2.20	123
Mar 26	at Longwood	*	1.0	3	5	3	1	0	1	0	0	1	0	0	0	0	1-13	13-8	0	2.36	31
Mar 27	at James Madison	*	4.1	8	6	5	2	2	1	0	2	0	0	0	0	0	5-8	13-9	0	2.57	96
Mar 30	at Southern Miss	*	7.0	4	1	1	2	5	0	0	0	1	0	0	0	0	6-1	14-9	0	2.48	100
Mar 30	at Southern Miss-2	*	2.1	0	0	0	1	2	0	0	0	0	0	0	1	0	6-3	15-9	0	2.44	35
Mar 31	at Southern Miss	*	5.1	7	5	4	2	3	1	0	0	0	0	0	0	0	0-5	15-10	0	2.55	79
Apr 06	WKU-1	*	6.0	2	2	2	2	4	0	0	1	1	0	2	0	0	10-2	16-10	0	2.54	85
Apr 07	WKU	*	5.0	6	5	5	3	5	2	0	1	0	0	2	0	0	8-7	16-10	0	2.69	95
Apr 13	at FIU-1	*	2.2	8	9	8	2	2	0	1	1	0	0	2	0	0	1-9	16-11	0	3.02	75
Apr 14	at FIU	*	7.0	4	1	1	2	2	0	0	0	0	0	0	0	0	7-1	17-11	0	2.93	97
Apr 19	LATECH-1	*	6.1	7	7	5	3	1	2	1	1	1	0	0	0	0	8-10	17-12	0	3.03	103
Apr 20	LATECH	*	4.1	6	4	4	1	1	0	0	1	1	0	0	0	0	7-6	17-12	0	3.12	89
Apr 23	LOUISVILLE	*	7.0	11	5	3	1	5	3	1	1	0	0	0	0	0	4-5	17-13	0	3.12	104
Totals		28	173.0	149	93	77	72	126	28	6	13	13	0	21	1	164-141	17-13	0	3.12	-	

Abigail Tolbert Career Stats

Year	avg	gp-gs	ab	r	h	2b	3b	hr	rbi	tb	slg%	bb	hbp	so	gdp	ob%	sf	sh	sb-att	po	a	e	fld%
2016	.000	1-0	1	0	0	0	0	0	0	0	.000	0	0	0	0	.000	0	0	0-0	0	0	0	.000
2017	.000	1-0	0	0	0	0	0	0	0	0	.000	0	0	0	0	.000	0	0	0-0	0	0	0	.000
2018	.000	0-0	0	0	0	0	0	0	0	0	.000	0	0	0	0	.000	0	0	0-0	5	26	2	.939
2019	.000	0-0	0	0	0	0	0	0	0	0	.000	0	0	0	0	.000	0	0	0-0	1	43	0	1.000
TOTAL	.000	2-0	1	0	0	0	0	0	0	0	.000	0	0	0	0	.000	0	0	0-0	6	69	2	.974
Year	era	w-l	app	gs	cq	sho	sv	ip	h	r	er	bb	so	2b	3b	hr	bf	bavq	wp	hbp	bk	sfa	sha
2016	21.00	0-0	1	0	0	0/0	0	1.0	2	4	3	2	1	0	0	1	7	.400	0	0	0	0	0
2018	3.49	12-11	39	30	10	5/1	1	160.2	170	89	80	72	86	25	4	15	725	.274	8	13	0	6	14
2019	3.12	17-13	34	28	16	4/0	0	173.0	149	93	77	72	126	28	6	13	770	.225	13	21	0	4	11
TOTAL	3.35	29-24	74	58	26	9/1	1	334.2	321	186	160	146	213	53	10	29	1502	.249	21	34	0	10	25



1 Senior - Samantha Loose INF										Anaheim Hills, California									
Career Highs										Season Highs									
At-Bats: 4 (2x) last at UAB 4/2/16										At-Bats: 3 vs. Appalachian State 2/24/19									
Runs: 2 vs. UMEs 3/4/16										Runs: 1 (5x) last vs. Louisiana Tech 4/20									
Hits: 2 (3x) last at vs. Wright State 4/6/16										Hits: 1 (2x) last at Charleston Southern 2/23									
RBI: 2 at Wright State 4/6/16										RBI:									
Doubles: 1 (7x) last at FAU 4/16/16										Doubles:									
Triples: N/A										Triples:									
Home Runs: N/A										Home Runs:									
Walks: 1 (8x) last at Charleston Southern 2/23/19										Walks: 1 at Charleston Southern 2/23									
SB: 1 vs. UTEP 3/12/16										SB:									
Career/Season																			
2+ Hit Games: 3/0																			
2+ SB Games: N/A																			
2+ Runs Games: 1/0																			
2+ RBI Games: 1/0																			
1,000 Avg. Games (at least 2-2): 1/0																			
Hitting Streaks 5+ Games: N/A																			
Hitting Streaks 10+ Games: N/A																			
Career Long Hitting Streak: 3 (2x '16)																			
Season/Current Hit Streak: 2/0																			
Career Long OB Streak: 10																			
Season/Current OB Streak: 2/0																			

#1 LOOSE, Samantha - 15 games (All games)

Date	Opponent	Pos	AB	R	H	RBI	2B	3B	HR	BB	SB	CS	HBP	SAC	SF	GDP	K	PO	A	E	Avg
Feb 08	at San Diego	ph	1	0	0	0	0	0	0	0	0	0	0	0	0	0	1	0	0	0	.000
Feb 09	vs UC Riverside	*3b	0	0	0	0	0	0	0	0	0	0	0	0	0	0	0	0	0	0	.000
Feb 15	at Coastal Carolina	ph	1	0	0	0	0	0	0	0	0	0	0	0	0	0	1	0	0	0	.000
Feb 17	vs Towson	pr	0	0	0	0	0	0	0	0	0	0	0	0	0	0	0	0	0	0	.000
Feb 22	vs UMass Lowell	pr/of	0	0	0	0	0	0	0	0	0	0	0	0	0	0	0	1	0	0	.000
Feb 23	vs UNC Wilmington	2b	2	1	1	0	0	0	0	0	0	1	0	0	0	0	0	1	1	0	.250
Feb 23	at Charleston So.	*2b	2	1	1	0	0	0	0	1	0	0	0	0	0	0	0	2	2	0	.333
Feb 24	vs Appalachian State	*2b	3	0	0	0	0	0	0	0	0	0	0	0	0	0	0	2	1	0	.222
Mar 08	vs Monmouth	ph	1	0	0	0	0	0	0	0	0	0	0	0	0	0	0	0	0	0	.200
Mar 10	vs Monmouth	ph	1	0	0	0	0	0	0	0	0	0	0	0	0	0	0	0	0	0	.182
Mar 16	at Charlotte-1	pr	0	1	0	0	0	0	0	0	0	0	0	0	0	0	0	0	0	0	.182
Mar 17	at Charlotte	of	0	0	0	0	0	0	0	0	0	0	0	0	0	0	0	0	0	0	.182
Mar 24	UTSA	2b	2	0	0	0	0	0	0	0	0	0	0	0	0	0	0	0	0	0	.154
Mar 30	at Southern Miss-2	pr	0	1	0	0	0	0	0	0	0	0	0	0	0	0	0	0	0	0	.154
Apr 20	LATECH	1b	0	1	0	0	0	0	0	0	0	0	0	0	0	0	0	0	0	0	.154
Totals		3gs	13	5	2	0	0	0	0	1	0	1	0	0	0	0	2	6	4	0	.154

On base pct. .214 • Slugging pct. .154

Samantha Loose Career Stats

Year	avg	gp-gs	ab	r	h	2b	3b	hr	rbi	tb	slg%	bb	hbp	so	gdp	ob%	sf	sh	sb-att	po	a	e	fld%
2016	.258	45-38	93	8	24	7	0	0	6	31	.333	3	7	12	0	.330	0	0	1-2	69	36	5	.955
2017	.083	15-0	12	0	1	0	0	0	2	1	.083	1	1	4	0	.214	0	0	0-0	0	0	0	.000
2018	.063	17-4	16	3	1	0	0	0	0	1	.063	3	0	5	0	.211	0	1	0-0	9	1	1	.909
2019	.154	15-3	13	5	2	0	0	0	0	2	.154	1	0	2	0	.214	0	0	0-1	6	4	0	1.000
TOTAL	.209	92-45	134	16	28	7	0	0	8	35	.261	8	8	23	0	.293	0	1	1-3	84	41	6	.954



2 Junior - Brooke Burns INF										Chapin, South Carolina									
Career Highs * at Marshall *										Season Highs									
At-Bats: 1 (6x) last vs. Kentucky 3/20										At-Bats: 1 (6x) last vs. Kentucky 3/20									
Runs: 1 vs. UC-Riverside 2/8										Runs: 1 vs. UC-Riverside 2/8									
Hits: 1 at Charlotte 3/17										Hits: 1 at Charlotte 3/17									
RBI:										RBI:									
Doubles:										Doubles:									
Triples:										Triples:									
Home Runs:										Home Runs:									
Walks:										Walks:									
SB:										SB:									
Career/Season																			
2+ Hit Games:										2+ Hit Games:									
2+ SB Games:										2+ SB Games:									
2+ Runs Games:										2+ Runs Games:									
2+ RBI Games:										2+ RBI Games:									
2+ BB Games:										2+ BB Games:									
1.000 Avg. Games (at least 2-2):										1.000 Avg. Games (at least 2-2):									
Hitting Streaks 5+ Games:										Hitting Streaks 5+ Games:									
Hitting Streaks 10+ Games:										Hitting Streaks 10+ Games:									
Career Long Hitting Streak: 1										Career Long Hitting Streak: 1									
Season/Current Hit Streak: 1/1										Season/Current Hit Streak: 1/1									
Career Long OB Streak: 1										Career Long OB Streak: 1									
Season/Current OB Streak: 1/1										Season/Current OB Streak: 1/1									

North Carolina stats										Career Hitting Statistics									
	AVG	GP	GS	AB	R	H	2B	3B	HR	RBI	SLG%	BB	HBP	SO	GDP	OB%	SF	SH	SB
2017	.000	30	2	6	5	0	0	0	0	0	.000	1	0	4	0	.143	0	0	0
2018	.250	8	0	4	2	1	0	0	0	0	.250	1	0	2	0	.400	0	0	0
Total	.100	38	2	10	7	1	0	0	0	0	.100	2	0	6	0	.250	0	0	0

#2 BURNS, Brooke - 9 games (All games)

Date	Opponent	Pos	AB	R	H	RBI	2B	3B	HR	BB	SB	CS	HBP	SAC	SF	GDP	K	PO	A	E	Avg
Feb 08	vs UC Riverside	pr	0	1	0	0	0	0	0	0	0	0	0	0	0	0	0	0	0	0	.000
Feb 15	at Coastal Carolina	pr	0	0	0	0	0	0	0	0	0	0	0	0	0	0	0	0	0	0	.000
Feb 23	vs UNC Wilmington	ph	1	0	0	0	0	0	0	0	0	0	0	0	0	0	1	0	0	0	.000
Feb 23	at Charleston So.	ph	1	0	0	0	0	0	0	0	0	0	0	0	0	0	0	0	0	0	.000
Mar 02	RIDER-1	ph	1	0	0	0	0	0	0	0	0	0	0	0	0	0	0	0	0	0	.000
Mar 03	RIDER	ph	1	0	0	0	0	0	0	0	0	0	0	0	0	0	0	0	0	0	.000
Mar 10	vs Monmouth	pr	0	0	0	0	0	0	0	0	0	0	0	0	0	0	0	0	0	0	.000
Mar 17	at Charlotte	ph	1	0	1	0	0	0	0	0	0	0	0	0	0	0	0	0	0	0	.200
Mar 20	KENTUCKY	ph	1	0	0	0	0	0	0	0	0	0	0	0	0	0	1	0	0	0	.167
Totals		Ogs	6	1	1	0	0	0	0	0	0	0	0	0	0	0	2	0	0	0	.167

On base pct. .167 • Slugging pct. .167

Brooke Burns Career Stats																							
Year	avg	gp-gs	ab	r	h	2b	3b	hr	rbi	tb	slg%	bb	hbp	so	gdp	ob%	sf	sh	sb-att	po	a	e	fld%
2019	.167	9-0	6	1	1	0	0	0	0	1	.167	0	0	2	0	.167	0	0	0-0	0	0	0	.000
TOTAL	.167	9-0	6	1	1	0	0	0	0	1	.167	0	0	2	0	.167	0	0	0-0	0	0	0	.000



3 Sophomore - Armani Brown INF Elk Grove, California		
Career Highs	Season Highs	Career/Season
At-Bats: 5 (2x) last vs. Portland State 2/10/19	At-Bats: 5 (2x) last vs. Portland State 2/10	2+ Hit Games: 9/8
Runs: 1 (22x) last vs. Louisiana Tech 4/19/19	Runs: 1 (19x) last vs. Louisiana Tech 4/19	2+ SB Games: 0/0
Hits: 3 vs. UC-Riverside 2/8/19	Hits: 3 vs. UC-Riverside 2/8	2+ Runs Games: 0/0
RBI: 2 (2x) last vs. UTSA 3/23/19	RBI: 2 (2x) last vs. UTSA 3/23	2+ RBI Games: 2/2
Doubles: 1 (4x) last vs. UTSA 3/23/19	Doubles: 1 (4x) last vs. UTSA 3/23	1,000 Avg. Games (at least 2-2):
Triples:	Triples:	Hitting Streaks 5+ Games: 1/1
Home Runs:	Home Runs:	Hitting Streaks 10+ Games:
Walks: 2 vs. Lafayette 3/9/19	Walks: 2 vs. Lafayette 3/9	Career Long Hitting Streak: 6 ('19)
SB: 1 (9x) last at FIU 4/14/19	SB: 1 (6x) last at FIU 4/14	Season/Current Hit Streak: 6/0
		Career Long OB Streak: 9 ('19)
		Season/Current OB Streak: 9/5

#3 BROWN, Armani - 43 games (All games)

Date	Opponent	Pos	AB	R	H	RBI	2B	3B	HR	BB	SB	CS	HBP	SAC	SF	GDP	K	PO	A	E	Avg
Feb 08	vs UC Riverside	*2b	4	1	3	1	0	0	0	0	1	0	0	0	0	0	0	1	4	0	.750
Feb 08	at San Diego	*2b	5	1	1	0	0	0	0	0	0	0	0	0	0	0	1	4	2	0	.444
Feb 09	vs Cal Poly	*2b	4	0	2	1	0	0	0	0	0	1	0	0	1	0	1	6	0	0	.462
Feb 09	vs UC Riverside	*2b	4	1	1	0	0	0	0	0	0	0	0	0	0	0	0	1	2	0	.412
Feb 10	vs Portland State	*2b	5	0	1	1	0	0	0	0	0	0	0	0	0	0	0	6	2	2	.364
Feb 15	vs EKU	*2b	4	1	2	0	1	0	0	0	0	0	0	0	0	0	0	2	5	2	.385
Feb 15	at Coastal Carolina	*2b	3	0	0	0	0	0	0	0	0	0	0	0	0	0	1	3	0	0	.345
Feb 16	vs EKU	*2b	3	1	2	0	0	0	0	1	0	0	0	0	0	0	0	0	3	0	.375
Feb 16	vs Presbyterian	*2b	4	1	1	0	0	0	0	0	1	0	0	0	0	0	1	1	0	1	.361
Feb 17	vs Towson	*2b	3	0	0	0	0	0	0	0	0	0	0	1	0	0	2	1	1	0	.333
Feb 22	vs UMass Lowell	*2b	4	1	0	0	0	0	0	0	0	0	0	0	0	0	0	3	1	0	.302
Feb 22	vs Iowa State	*2b	3	0	0	0	0	0	0	0	0	0	0	0	0	0	0	1	1	0	.283
Feb 23	vs UNC Wilmington	*2b	2	0	0	0	0	0	0	0	0	0	0	0	0	0	2	0	2	0	.271
Feb 27	OHIO BOBCATS	*2b	2	0	1	0	0	0	0	1	0	0	0	0	0	0	0	1	2	0	.280
Mar 02	RIDER-1	*2b	3	1	1	0	0	0	0	1	0	0	0	0	0	0	0	1	1	0	.283
Mar 02	RIDER-2	*2b	3	0	0	0	0	0	0	0	0	0	0	0	0	0	0	3	2	0	.268
Mar 03	RIDER	*2b	2	0	1	2	0	0	0	1	0	0	0	1	0	0	0	0	2	0	.276
Mar 08	vs Monmouth	*2b	3	1	1	0	1	0	0	0	0	0	0	0	0	0	1	0	0	0	.279
Mar 09	vs Lafayette	*2b	2	1	1	0	0	0	0	2	0	0	0	0	0	0	0	0	4	0	.286
Mar 10	vs Monmouth	*2b	3	1	0	0	0	0	0	0	0	0	0	0	0	0	0	2	1	0	.273
Mar 10	at George Mason	*2b	4	1	1	0	1	0	0	0	0	0	0	0	0	0	0	2	1	0	.271
Mar 16	at Charlotte-1	*2b	4	0	0	0	0	0	0	0	0	0	0	0	0	0	1	2	1	0	.257
Mar 16	at Charlotte-2	*2b	3	1	1	0	0	0	0	0	1	0	0	1	0	0	0	0	3	0	.260
Mar 17	at Charlotte	*2b	4	1	2	0	0	0	0	1	0	0	0	0	0	0	0	2	2	0	.272
Mar 20	KENTUCKY	*2b	4	1	0	0	0	0	0	0	0	0	0	0	0	0	0	2	2	0	.259
Mar 23	UTSA-1	*2b	2	0	0	0	0	0	0	0	0	0	0	0	0	0	0	1	1	0	.253
Mar 23	UTSA-2	*2b	3	0	2	2	1	0	0	0	1	0	0	0	0	0	0	0	1	0	.267
Mar 24	UTSA	*2b/ss	1	0	0	1	0	0	0	0	0	0	0	1	1	0	0	2	0	0	.264
Mar 26	at Longwood	*2b	2	0	1	0	0	0	0	0	0	0	0	0	0	0	0	0	0	1	.269
Mar 27	at James Madison	*2b	4	0	2	0	0	0	0	0	0	0	0	0	0	0	0	1	2	1	.278
Mar 30	at Southern Miss	*2b	4	0	0	0	0	0	0	0	0	0	0	0	0	0	1	1	1	0	.267
Mar 30	at Southern Miss-2	*2b	2	0	1	0	0	0	0	0	1	0	0	0	0	0	0	2	2	0	.272
Mar 31	at Southern Miss	*2b	2	0	0	0	0	0	0	0	0	0	0	0	0	0	1	1	1	0	.267
Apr 06	WKU-1	*2b	3	1	1	0	0	0	0	0	0	0	0	0	0	0	0	0	1	0	.269
Apr 06	WKU-2	*2b	2	0	1	0	0	0	0	0	0	0	0	1	0	0	0	1	0	0	.273
Apr 07	WKU	*2b	4	1	1	0	0	0	0	0	0	0	0	0	0	0	0	2	0	0	.272
Apr 13	at FIU-1	*2b	1	0	1	0	0	0	0	1	0	0	0	0	0	0	0	3	1	0	.278
Apr 13	at FIU-2	*2b	2	0	0	0	0	0	0	0	0	0	0	1	0	0	0	3	2	0	.274
Apr 14	at FIU	*2b	4	1	2	0	0	0	0	0	1	0	0	0	0	0	0	1	2	0	.281
Apr 19	LATECH-1	*2b	4	1	1	0	0	0	0	0	0	0	0	0	0	0	1	1	1	0	.280
Apr 19	LATECH-2	*2b	3	0	1	0	0	0	0	0	0	0	0	0	0	0	0	2	1	0	.281
Apr 20	LATECH	*2b	4	0	1	0	0	0	0	0	0	1	0	0	0	0	1	1	2	0	.280
Apr 23	LOUISVILLE	*2b	3	0	0	0	0	0	0	0	0	0	0	0	0	0	0	0	4	1	.274
Totals		43gs	135	19	37	8	4	0	0	8	6	2	0	6	2	0	14	66	66	8	.274

On base pct. .310 • Slugging pct. .304

Armani Brown Career Stats

Year	avg	gp-gs	ab	r	h	2b	3b	hr	rbi	tb	slg%	bb	hbp	so	gdp	ob%	sf	sh	sb-att	po	a	e	fld%
2018	.357	6-4	14	3	5	0	0	0	3	5	.357	1	0	1	0	.400	0	0	3-3	9	7	1	.941
2019	.274	43-43	135	19	37	4	0	0	8	41	.304	8	0	14	0	.310	2	6	6-8	66	66	8	.943
TOTAL	.282	49-47	149	22	42	4	0	0	11	46	.309	9	0	15	0	.319	2	6	9-11	75	73	9	.943



4 Junior - Sierra Huerta INF

Career/Season Highs

At-Bats: 4 (5x) last vs. Louisiana Tech 4/19
Runs: 2 (7x) last vs. Louisiana Tech 4/19
Hits: 2 (8x) last vs. Louisiana Tech 4/20
RBI: 4 vs. Presbyterian 2/16
Doubles: 2 vs. Louisiana Tech 4/19
Triples:
Home Runs: 1 (5x) last at FIU 4/13
Walks: 2 (4x) last at FIU 4/13
SB: 1 (2x) last at Southern Miss 3/30
HBP: 2 (2x) last vs. WKU 4/6

Fillmore, California

Grand Slams: 1
2+ Hit Games: 8
2+ HR Games:
2+ Runs Games: 7
2+ RBI Games: 4
2+ BB Games: 4
2+ HBP Games: 2
1.000 Avg. Games (at least 2-2): 2
Hitting Streaks 5+ Games: 1
Hitting Streaks 10+ Games:
Season/Current Hit Streak: 5/0
Season/Current OB Streak: 15/15

Moorpark College stats

Year	Games	Avg.	AB	R	H	2B	3B	HR	RBI	TB	BB	K	SB	HBP	SF	OBP	SLG
2017	38	0.452	104	42	47	15	0	9	63	89	14	5	0	6	3	0.528	0.856
2018	36	0.486	109	33	53	13	2	8	44	94	12	1	18	1	4	0.524	0.862
Totals	74	0.469	213	75	100	28	2	17	107	183	26	6	18	7	7	0.526	0.859

#4 HUERTA, Sierra - 45 games (All games)

Date	Opponent	Pos	AB	R	H	RBI	2B	3B	HR	BB	SB	CS	HBP	SAC	SF	GDP	K	PO	A	E	Avg
Feb 08	vs UC Riverside	*ss	4	0	1	0	0	0	0	0	0	0	0	0	0	0	0	2	3	0	.250
Feb 08	at San Diego	*ss	1	2	0	0	0	0	0	2	0	1	1	0	0	0	0	0	2	0	.200
Feb 09	vs Cal Poly	*ss	2	1	1	0	0	0	0	0	0	0	0	2	0	0	1	1	1	1	.286
Feb 09	vs UC Riverside	*ss	3	1	2	1	0	0	0	0	0	0	0	0	0	0	0	1	3	2	.400
Feb 10	vs Portland State	*ss	2	1	0	0	0	0	0	1	0	0	1	0	0	0	0	2	4	0	.333
Feb 15	vs EKU	*ss	1	1	0	0	0	0	0	2	0	0	0	0	0	0	0	3	1	0	.308
Feb 15	at Coastal Carolina	*ss	3	0	2	0	0	0	0	0	0	1	0	0	0	0	0	1	3	0	.375
Feb 16	vs EKU	*ss	3	1	0	0	0	0	0	1	0	0	0	0	0	0	2	3	2	0	.316
Feb 16	vs Presbyterian	*ss	3	1	1	4	0	0	1	0	0	0	0	0	0	0	0	0	1	0	.318
Feb 17	vs Towson	*ss	3	0	0	0	0	0	0	0	0	0	0	0	0	0	1	1	1	0	.280
Feb 22	vs UMass Lowell	*ss	2	0	1	0	1	0	0	1	0	0	0	0	0	0	0	1	0	0	.296
Feb 22	vs Iowa State	*ss	2	0	0	0	0	0	0	1	0	0	0	0	0	0	1	2	2	0	.276
Feb 23	vs UNC Wilmington	*ss	2	2	0	1	0	0	0	1	0	0	1	0	0	0	1	0	1	0	.258
Feb 23	at Charleston So.	*ss	2	0	1	2	0	0	0	1	0	0	0	0	1	0	0	0	1	0	.273
Feb 24	vs Appalachian State	*ss	2	0	0	0	0	0	0	0	0	0	1	0	0	0	1	2	2	1	.257
Feb 27	OHIO BOBCATS	*ss	1	1	0	0	0	0	0	1	1	0	1	0	0	0	1	1	2	1	.250
Mar 02	RIDER-1	*ss	1	0	0	0	0	0	0	2	0	0	0	0	0	0	0	1	1	0	.243
Mar 02	RIDER-2	*ss	3	0	0	0	0	0	0	0	0	0	0	0	0	0	1	0	1	0	.225
Mar 03	RIDER	*ss	2	2	2	0	0	0	0	1	0	0	0	0	0	0	0	1	4	0	.262
Mar 08	vs Monmouth	*ss	1	0	1	0	0	0	0	0	0	0	1	0	0	0	0	0	3	0	.279
Mar 09	vs Lafayette	*ss	4	1	2	2	0	0	1	0	0	0	0	0	0	0	0	4	0	0	.298
Mar 10	vs Monmouth	*ss	3	0	1	1	0	0	0	0	0	0	0	0	0	0	0	1	1	0	.300
Mar 10	at George Mason	*ss	3	1	0	0	0	0	0	0	0	0	1	0	0	0	0	3	1	0	.283
Mar 16	at Charlotte-1	*ss	2	0	0	0	0	0	0	0	0	0	1	1	0	0	0	2	3	0	.273
Mar 16	at Charlotte-2	*ss	4	1	2	1	0	0	0	0	0	0	0	0	0	0	0	2	2	0	.288
Mar 17	at Charlotte	*ss	2	1	1	1	1	0	0	0	0	0	2	0	1	0	0	1	3	0	.295
Mar 20	KENTUCKY	*ss	4	0	1	1	0	0	0	0	0	0	0	0	0	0	1	2	0	1	.292
Mar 23	UTSA-1	*ss	2	2	1	2	0	0	1	1	0	0	0	0	0	0	1	1	3	0	.299
Mar 23	UTSA-2	*ss	3	1	1	0	0	0	0	1	0	0	0	0	0	0	0	1	3	2	.300
Mar 24	UTSA	*ss	2	0	0	0	0	0	0	0	0	0	0	0	0	0	2	0	0	0	.292
Mar 26	at Longwood	*ss	2	0	1	0	0	0	0	0	0	0	1	0	0	0	0	0	1	0	.297
Mar 27	at James Madison	*ss	3	1	0	0	0	0	0	0	0	0	1	0	0	0	3	0	3	0	.286
Mar 30	at Southern Miss	*ss	3	0	0	0	0	0	0	1	0	0	0	0	0	0	2	0	1	0	.275
Mar 30	at Southern Miss-2	*ss	2	2	1	1	0	0	1	0	1	0	1	0	0	0	1	2	0	1	.280
Mar 31	at Southern Miss	*ss	1	0	0	0	0	0	0	0	0	0	1	0	0	0	1	1	3	1	.277
Apr 06	WKU-1	*ss	1	2	0	1	0	0	0	0	0	0	2	0	0	0	1	1	5	1	.274
Apr 06	WKU-2	*ss	2	0	0	0	0	0	0	0	0	0	1	0	0	0	1	2	2	0	.267
Apr 07	WKU	*ss	3	0	0	1	0	0	0	0	0	0	1	0	0	0	1	0	2	0	.258
Apr 13	at FIU-1	*ss	2	1	1	1	0	0	1	0	0	0	0	0	0	0	0	0	2	0	.264
Apr 13	at FIU-2	*ss	1	0	0	0	0	0	0	2	0	0	0	0	0	0	0	1	2	0	.261
Apr 14	at FIU	*ss	3	0	1	0	0	0	0	0	0	0	0	0	0	0	0	2	5	0	.263
Apr 19	LATECH-1	*ss	4	0	2	1	1	0	0	0	0	0	0	0	0	0	1	3	6	1	.273
Apr 19	LATECH-2	*ss	3	2	2	0	2	0	0	0	0	0	0	0	0	0	0	1	1	0	.284
Apr 20	LATECH	*ss	2	1	2	1	1	0	0	0	0	0	1	0	0	0	0	0	2	0	.298
Apr 23	LOUISVILLE	*ss	2	0	0	0	0	0	0	1	0	0	0	0	0	0	1	1	5	0	.292
Totals		45gs	106	29	31	22	6	0	5	20	2	2	19	3	2	0	26	55	93	10	.292

On base pct. .476 • Slugging pct. .491

Sierra Huerta Career Stats

Year	avg	gp-gs	ab	r	h	2b	3b	hr	rbi	tb	slg%	bb	hbp	so	gdp	ob%	sf	sh	sb-att	po	a	e	fld%
2019	.292	45-45	106	29	31	6	0	5	22	52	.491	20	19	26	0	.476	2	3	2-4	55	93	10	.937
TOTAL	.292	45-45	106	29	31	6	0	5	22	52	.491	20	19	26	0	.476	2	3	2-4	55	93	10	.937



7 Senior - Ali Burdette P/UT	Buffalo, West Virginia
Career/Season Highs IP: 7.0 (2x) last vs. MTSU 5/6/18 3 vs. <i>Cal Poly</i> 2/9 Ks: 5 (3x) last vs. Tennessee Tech 2/10/18 2 vs. <i>Cal Poly</i> 2+ Strikeout Games: 31/2 5+ Strikeout Games: 3/0 10+ Strikeout Games: 3+ Innings Pitched Games: 39/1 5+ Innings Pitched Games: 13/0 <i>1st career win 2/19/16 vs. LIU Brooklyn 10-2</i> <i>1st career save 5/6/18 vs. MTSU</i>	Career/Season Highs At-Bats: 4 (4x) last vs. WKU 3/25/17 Runs: 1 (6x) last vs. vs. Delaware State 3/5/17 Hits: 3 at FIU 4/14/17 RBI: 4 vs. Delaware State 3/5/17 Doubles: 1 (5x) last vs. WKU 5/11/17 Triples: N/A Home Runs: 1 (3x) last vs. Delaware State 3/5/17 Walks: 2 at USC Upstate 2/23/18 SB: 1 (2x) last at FIU 4/15/17

#7 BURDETTE, Ali - 1 game (All games)

Date	Opponent	Pos	AB	R	H	RBI	2B	3B	HR	BB	SB	CS	HBP	SAC	SF	GDP	K	PO	A	E	Avg
Apr 19	LATECH-2	p	0	0	0	0	0	0	0	0	0	0	0	0	0	0	0	1	0	0	.000
Totals		Ogs	0	0	0	0	0	0	0	0	0	0	0	0	0	0	0	1	0	0	.000

On base pct. .000 • Slugging pct. .000

#7 BURDETTE, Ali - 7 appearances (All games)

Date	Opponent	GS	IP	H	R	ER	BB	SO	2B	3B	HR	WP	BK	HBP	IBB	Score	W-L	Sv	ERA	NP
Feb 09	vs Cal Poly		3.0	4	2	0	3	2	0	0	0	2	0	0	1	6-5	1-0	0	0.00	46
Mar 17	at Charlotte		1.1	4	4	4	2	1	0	0	0	0	0	1	0	6-11	1-0	0	6.46	24
Mar 26	at Longwood		2.0	2	2	2	4	3	0	0	1	0	0	0	0	1-13	1-0	0	6.63	52
Apr 13	at FIU-1		1.1	1	0	0	0	1	0	0	0	0	0	0	0	1-9	1-0	0	5.48	21
Apr 19	LATECH-1		0.1	0	0	0	0	0	0	0	0	0	0	0	0	8-10	1-0	0	5.25	5
Apr 19	LATECH-2		1.1	1	0	0	0	0	0	0	0	0	0	0	0	10-2	2-0	0	4.50	17
Apr 20	LATECH		0.2	1	1	1	2	0	1	0	0	0	0	0	0	7-6	2-0	0	4.90	18
Totals		0	10.0	13	9	7	11	7	1	0	1	2	0	1	1	39-56	2-0	0	4.90	-

Ali Burdette Career Stats																								
Year	avg	gp-gs	ab	r	h	2b	3b	hr	rbi	tb	slg%	bb	hbp	so	gdp	ob%	sf	sh	sb-att	po	a	e	fld%	
2016	.233	20-14	43	3	10	1	0	1	4	14	.326	4	0	11	0	.298	0	0	0-0	4	20	1	.960	
2017	.243	40-21	74	3	18	4	0	2	11	28	.378	3	0	13	1	.273	0	0	2-2	2	8	0	1.000	
2018	.333	3-1	3	1	1	0	0	0	2	1	.333	2	0	1	0	.600	0	0	0-0	0	31	1	.969	
2019	.000	0-0	0	0	0	0	0	0	0	0	.000	0	0	0	0	.000	0	0	0-0	1	0	0	1.000	
TOTAL	.242	63-36	120	7	29	5	0	3	17	43	.358	9	0	25	1	.295	0	0	2-2	7	59	2	.971	
Year	era	w-l	app	qs	cq	sho	sv	ip	h	r	er	bb	so	2b	3b	hr	bf	bavg	wp	hbp	bk	sfa	sha	
2016	4.46	5-6	25	8	2	1/0	0	69.0	108	54	44	20	30	14	3	7	343	.346	2	2	0	2	6	
2017	3.65	5-0	16	5	0	0/2	0	46.0	67	30	24	21	26	3	1	3	230	.333	5	3	0	1	4	
2018	4.08	4-9	33	5	1	0/1	1	91.0	112	66	53	33	46	21	0	8	426	.304	2	8	0	5	12	
2019	4.90	2-0	7	0	0	0/0	0	10.0	13	9	7	11	7	1	0	1	54	.333	2	1	0	0	3	



10 Senior - Hannah Giammarino OF	Amanda, Ohio
Career/Season Highs *at Marshall* At-Bats: 4 (11x) last vs. Louisville 4/23 Runs: 3 (2x) last at Charlotte 3/16 Hits: 3 (3x) last at Charlotte 3/16 RBI: 4 (2x) last vs. Louisiana Tech 4/19 Doubles: 1 (4x) last vs. WKU 4/6 Triples: 1 vs. Portland State 2/10 Home Runs: 1 (6x) last Louisiana Tech 4/20 Walks: 2 vs. Rider 3/3 SB: 3 vs. Rider 3/3	2+ Hit Games: 8 2+ SB Games: 3 2+ HR Games: 2+ Runs Games: 7 2+ RBI Games: 6 2+ BB Games: 1 1.000 Avg. Games (at least 2-2): 1 Hitting Streaks 5+ Games: Hitting Streaks 10+ Games: Season/Current Hit Streak: 4/0 Season/Current OB Streak: 8/0

Bowling Green stats

Bowling Green stats				Career Hitting Statistics																			
	AVG	GP	GS	AB	R	H	2B	3B	HR	RBI	SLG%	BB	HBP	SO	GDP	OB%	SF	SH	SB	PO	A	E	FLD%
2016	.255	28	20	51	10	13	3	0	1	9	.373	7	0	15	0	.345	0	3	1	23	4	5	.844
2017	.250	49	47	112	18	28	1	0	1	9	.286	14	2	32	0	.344	0	8	8	68	3	4	.947
2018	.306	21	12	36	7	11	2	1	1	4	.500	3	0	8	0	.359	0	3	1	19	2	2	.913
Total	.261	98	79	199	35	52	6	1	3	22	.347	24	2	55	0	.347	0	14	10	110	9	11	.915

#10 GIAMMARINO, H. - 42 games (All games)

Date	Opponent	Pos	AB	R	H	RBI	2B	3B	HR	BB	SB	CS	HBP	SAC	SF	GDP	K	PO	A	E	Avg
Feb 08	at San Diego	*of	3	1	1	0	0	0	0	0	0	0	0	0	0	0	1	3	0	0	.333
Feb 09	vs Cal Poly	*of	3	1	1	0	0	0	0	0	0	1	0	0	0	0	1	1	2	0	.333
Feb 09	vs UC Riverside	*of	2	1	1	1	1	0	0	1	0	0	0	0	0	0	0	1	0	0	.375
Feb 10	vs Portland State	*of	3	2	1	2	0	1	0	1	1	0	0	0	0	0	0	0	0	0	.364
Feb 15	vs EKU	*of	3	0	0	0	0	0	0	0	0	0	0	0	0	0	2	0	0	0	.286
Feb 15	at Coastal Carolina	*of	3	0	0	0	0	0	0	0	0	0	0	0	0	0	0	3	0	0	.235
Feb 16	vs EKU	*of	3	2	2	4	0	0	1	0	0	0	0	0	0	0	0	1	0	0	.300
Feb 16	vs Presbyterian	*of	3	1	2	1	0	0	1	0	1	0	0	0	0	0	0	1	0	0	.348
Feb 17	vs Towson	*of	3	0	0	0	0	0	0	0	2	0	0	0	0	0	0	0	0	0	.308
Feb 22	vs UMass Lowell	*of	3	0	0	0	0	0	0	0	0	0	0	0	0	0	1	1	0	0	.276
Feb 22	vs Iowa State	*of	2	0	0	0	0	0	0	1	0	0	0	0	0	0	1	2	0	0	.258
Feb 23	vs UNC Wilmington	*of	3	2	3	3	0	0	1	1	1	0	0	0	0	0	0	1	0	0	.324
Feb 23	at Charleston So.	*of	2	1	1	1	0	0	0	1	0	0	0	0	0	0	0	0	0	0	.333
Feb 24	vs Appalachian State	*of	2	0	1	0	0	0	0	0	0	0	0	0	0	0	0	0	0	0	.342
Feb 27	OHIO BOBCATS	*of	2	1	0	0	0	0	0	1	0	0	0	0	0	0	1	1	0	0	.325
Mar 02	RIDER-1	*of	2	0	0	0	0	0	0	1	0	0	0	0	0	0	0	1	1	0	.310
Mar 02	RIDER-2	*of	2	0	0	0	0	0	0	1	0	0	0	0	0	0	0	1	0	0	.295
Mar 03	RIDER	*of	2	3	1	2	1	0	0	2	3	0	0	0	0	0	0	1	0	0	.304
Mar 08	vs Monmouth	*of	3	0	0	0	0	0	0	0	0	0	0	0	0	0	0	1	0	0	.286
Mar 09	vs Lafayette	*of	4	1	3	1	1	0	0	0	1	0	0	0	0	0	0	1	0	0	.321
Mar 10	vs Monmouth	*of	4	0	1	0	0	0	0	0	0	1	0	0	0	0	0	2	0	0	.316
Mar 10	at George Mason	*of	3	0	0	0	0	0	0	1	1	0	0	0	0	0	2	0	0	0	.300
Mar 16	at Charlotte-1	*of	4	1	1	0	0	0	0	0	0	1	0	0	0	0	0	1	0	1	.297
Mar 16	at Charlotte-2	*of	4	3	3	1	0	0	1	0	0	0	0	0	0	0	0	0	0	0	.324
Mar 23	UTSA-1	*of	3	0	0	0	0	0	0	0	0	0	0	0	0	0	0	3	0	0	.310
Mar 23	UTSA-2	*of	3	1	2	1	0	0	0	1	2	0	0	0	0	0	0	1	0	0	.324
Mar 24	UTSA	*of	4	0	0	0	0	0	0	0	0	0	0	0	0	0	1	2	0	0	.308
Mar 26	at Longwood	*of	3	0	0	0	0	0	0	0	0	0	0	0	0	0	0	1	0	0	.296
Mar 27	at James Madison	*of	4	0	0	2	0	0	0	0	0	0	0	0	0	0	2	1	0	0	.282
Mar 30	at Southern Miss	*of	4	0	0	0	0	0	0	0	1	0	0	0	0	0	0	0	0	0	.270
Mar 30	at Southern Miss-2	*of	3	2	1	1	0	0	0	0	1	0	0	0	0	0	0	1	0	0	.272
Mar 31	at Southern Miss	*of	2	0	0	0	0	0	0	0	0	0	0	0	0	0	0	3	1	0	.266
Apr 06	WKU-1	*of	4	0	1	1	1	0	0	0	0	0	0	0	0	0	1	1	0	0	.265
Apr 06	WKU-2	*of	4	0	0	0	0	0	0	0	0	0	0	0	0	0	0	2	0	0	.255
Apr 07	WKU	*of	4	1	0	0	0	0	0	0	0	0	0	0	0	0	1	0	0	0	.245
Apr 13	at FIU-1	*of	2	0	0	0	0	0	0	0	0	0	0	0	0	0	0	0	0	0	.241
Apr 13	at FIU-2	*of	2	1	0	0	0	0	0	0	1	0	0	0	0	0	0	1	0	0	.236
Apr 14	at FIU	*of	3	1	2	1	0	0	0	0	0	1	0	0	0	0	0	3	0	0	.248
Apr 19	LATECH-1	*of	3	0	0	0	0	0	0	0	0	0	0	0	0	0	0	1	0	0	.241
Apr 19	LATECH-2	*of	3	2	2	4	0	0	1	0	0	0	0	0	0	0	0	3	0	0	.252
Apr 20	LATECH	*of	3	1	1	1	0	0	1	0	0	0	0	0	0	0	0	2	0	0	.254
Apr 23	LOUISVILLE	*of	4	0	0	0	0	0	0	0	0	0	0	0	0	0	1	0	0	0	.246
Totals			42gs	126	29	31	27	4	1	6	12	15	4	0	0	0	17	48	4	1	.246

On base pct. .312 • Slugging pct. .437

Hannah Giammarino Career Stats																							
Year	avq	qp-gs	ab	r	h	2b	3b	hr	rbi	tb	slg%	bb	hbp	so	gdp	ob%	sf	sh	sb-att	po	a	e	fld%
2019	.246	42-42	126	29	31	4	1	6	27	55	.437	12	0	17	0	.312	0	0	15-19	48	4	1	.981
TOTAL	.246	42-42	126	29	31	4	1	6	27	55	.437	12	0	17	0	.312	0	0	15-19	48	4	1	.981



14 Senior - Hayden Ellis C		Ashville, Ohio	
Career Highs		Season Highs	
At-Bats: 4 (6x) last vs. Louisiana Tech 4/19/19		At-Bats: 4 (2x) last vs. Louisiana Tech 4/19	
Runs: 2 (4x) last vs. Louisiana Tech 4/19/19		Runs: 2 (2x) last vs. Louisiana Tech 4/19	
Hits: 3 at Charlotte 3/17/19		Hits: 3 at Charlotte 3/17	
RBI: 4 vs. Louisiana Tech 4/19/19		RBI: 4 vs. Louisiana Tech 4/19	
Doubles: 1 (15x) last vs. WKU 4/6/19		Doubles: 1 (7x) last vs. WKU 4/6	
Triples: 1 (2x) last vs. WKU 4/6/19		Triples: 1 vs. WKU 4/6	
Home Runs: 2 vs. Louisiana Tech 4/19/19		Home Runs: 2 vs. Louisiana Tech 4/19	
Walks: 2 (5x) last at Southern Miss 3/30/19		Walks: 2 (4x) last at Southern Miss 3/30	
SB: 1 (2x) last vs. UTSA 3/23/19		SB: 1 vs. UTSA 3/23	
Career/Season			
2+ Hit Games: 5/3			
2+ SB Games:			
2+ Runs Games: 4/2			
2+ RBI Games: 10/6			
2+ BB Games: 5/4			
1,000 Avg. Games (at least 2-2):			
Hitting Streaks 5+ Games: 1			
Hitting Streaks 10+ Games:			
Career Long Hitting Streak: 6 ('19)			
Season/Current Hit Streak: 6/1			
Career Long OB Streak: 11 ('19)			
Season/Current OB Streak: 11/4			



16 Senior - Abigail Estrada OF

Torrance, California

Career Highs

At-Bats: 5 vs. Illinois 5/19/17
Runs: 3 vs. Missouri 2/17/18
Hits: 3 (2x) last at Southern Miss 3/30/19
RBI: 4 at Charlotte 3/19/17
Doubles: 1 (7x) last vs. Kent State 2/28/18
Triples: N/A
Home Runs: 1 (4x) last vs. FAU 4/8/17
Walks: 2 vs. Presbyterian 2/24/18
SB: 2 (4x) last at Charlotte 3/18/17

Season Highs

At-Bats: 4 (2x) last at Southern Miss 3/30
Runs: 2 (2x) last at FIU 4/14
Hits: 3 at Southern Miss 3/30
RBI:
Doubles:
Triples:
Home Runs:
Walks:
SB: 1 (2x) last at George Mason 3/10

Career/Season

Grand Slams: 1/0
2+ Hit Games: 11/2
2+ SB Games: 4/0
2+ Runs Games: 4/2
2+ RBI Games: 6/0
2+ BB Games: 1/0
1,000 Avg. Games (at least 2-2): 2/0
Hitting Streaks 5+ Games:
Hitting Streaks 10+ Games:
Career Long Hitting Streak: 3 (3x '17)
Season/Current Hit Streak: 1/1
Career Long OB Streak: 7 ('17)
Season/Current OB Streak: 1/1

#16 ESTRADA, Abigail - 39 games (All games)

Date	Opponent	Pos	AB	R	H	RBI	2B	3B	HR	BB	SB	CS	HBP	SAC	SF	GDP	K	PO	A	E	Avg
Feb 08	vs UC Riverside	*of	4	0	1	0	0	0	0	0	1	0	0	0	0	0	0	0	0	1	.250
Feb 08	at San Diego	pr	0	0	0	0	0	0	0	0	0	0	0	0	0	0	0	0	0	0	.250
Feb 10	vs Portland State	pr	0	0	0	0	0	0	0	0	0	0	0	0	0	0	0	0	0	0	.250
Feb 15	vs EKU	*of	2	0	0	0	0	0	0	0	0	0	0	0	0	0	0	2	0	0	.167
Feb 15	at Coastal Carolina	of	0	0	0	0	0	0	0	0	0	0	0	0	0	0	0	0	0	0	.167
Feb 16	vs EKU	*of	3	0	0	0	0	0	0	0	0	0	0	0	0	0	0	1	0	0	.111
Feb 17	vs Towson	pr/of	0	1	0	0	0	0	0	0	0	0	0	0	0	0	0	0	0	0	.111
Feb 22	vs UMass Lowell	of	0	0	0	0	0	0	0	0	0	0	0	0	0	0	0	1	0	0	.111
Feb 22	vs Iowa State	of	0	0	0	0	0	0	0	0	0	0	0	0	0	0	0	0	0	0	.111
Feb 23	vs UNC Wilmington	*of	3	1	1	0	0	0	0	0	0	0	0	0	0	0	0	2	0	0	.167
Feb 23	at Charleston So.	pr/of	0	0	0	0	0	0	0	0	0	0	0	0	0	0	0	0	0	0	.167
Feb 24	vs Appalachian State	pr/of	0	0	0	0	0	0	0	0	0	1	0	0	0	0	0	0	0	0	.167
Feb 27	OHIO BOBCATS	of	0	0	0	0	0	0	0	0	0	0	0	0	0	0	0	0	0	0	.167
Mar 02	RIDER-1	pr/of	0	0	0	0	0	0	0	0	0	0	0	0	0	0	0	0	0	0	.167
Mar 02	RIDER-2	of	0	0	0	0	0	0	0	0	0	0	0	0	0	0	0	0	0	0	.167
Mar 03	RIDER	of	0	0	0	0	0	0	0	0	0	0	0	0	0	0	0	0	0	0	.167
Mar 08	vs Monmouth	*of	2	0	0	0	0	0	0	0	0	0	0	0	0	0	1	1	0	0	.143
Mar 09	vs Lafayette	pr/of	0	1	0	0	0	0	0	0	0	0	0	0	0	0	0	0	0	1	.143
Mar 10	vs Monmouth	of	1	0	1	0	0	0	0	0	0	0	0	0	0	0	0	0	0	0	.200
Mar 10	at George Mason	pr/of	0	1	0	0	0	0	0	0	1	0	0	0	0	0	0	0	0	0	.200
Mar 16	at Charlotte-1	of	0	0	0	0	0	0	0	0	0	0	0	0	0	0	0	0	0	0	.200
Mar 16	at Charlotte-2	*of/of	3	2	2	0	0	0	0	0	0	0	0	0	0	0	0	1	0	0	.278
Mar 17	at Charlotte	*of/pr	3	0	0	0	0	0	0	0	0	0	0	0	0	0	0	1	0	1	.238
Mar 20	KENTUCKY	of	0	0	0	0	0	0	0	0	0	0	0	0	0	0	0	0	0	0	.238
Mar 23	UTSA-2	of	0	0	0	0	0	0	0	0	0	0	0	0	0	0	0	0	0	0	.238
Mar 24	UTSA	of	0	0	0	0	0	0	0	0	0	0	0	0	0	0	0	1	0	0	.238
Mar 26	at Longwood	pr	0	0	0	0	0	0	0	0	0	0	0	0	0	0	0	0	0	0	.238
Mar 27	at James Madison	pr	0	1	0	0	0	0	0	0	0	0	0	0	0	0	0	0	0	0	.238
Mar 30	at Southern Miss	*of	4	0	3	0	0	0	0	0	0	1	0	0	0	0	0	1	0	0	.320
Mar 30	at Southern Miss-2	*of	3	0	0	0	0	0	0	0	0	0	0	0	0	0	1	2	0	0	.286
Mar 31	at Southern Miss	*of	2	0	1	0	0	0	0	0	0	0	0	0	0	0	0	0	0	0	.300
Apr 06	WKU-1	pr	0	1	0	0	0	0	0	0	0	0	0	0	0	0	0	0	0	0	.300
Apr 07	WKU	of	0	0	0	0	0	0	0	0	0	0	0	0	0	0	0	0	0	0	.300
Apr 13	at FIU-2	pr/of	0	0	0	0	0	0	0	0	0	0	0	0	0	0	0	0	0	0	.300
Apr 14	at FIU	*of	3	2	1	0	0	0	0	0	0	0	0	0	0	0	0	1	0	0	.303
Apr 19	LATECH-1	*of	2	0	0	0	0	0	0	0	0	0	0	0	0	0	1	0	0	0	.286
Apr 19	LATECH-2	*of	2	1	0	0	0	0	0	0	0	0	0	0	0	0	0	3	0	0	.270
Apr 20	LATECH	of	0	0	0	0	0	0	0	0	0	0	0	0	0	0	0	0	0	0	.270
Apr 23	LOUISVILLE	*of	2	0	1	0	0	0	0	0	0	0	0	0	0	0	0	0	0	0	.282
Totals		14gs	39	11	11	0	0	0	0	0	2	2	0	0	0	0	3	17	0	3	.282

On base pct. .282 • Slugging pct. .282

Abigail Estrada Career Stats

Year	avg	gp-gs	ab	r	h	2b	3b	hr	rbi	tb	slg%	bb	hbp	so	gdp	ob%	sf	sh	sb-att	po	a	e	fld%
2016	.200	38-3	5	10	1	0	0	0	0	1	.200	0	0	0	0	.200	0	0	10-12	1	0	1	.500
2017	.238	54-52	147	15	35	6	0	4	20	53	.361	4	5	28	0	.282	0	1	10-11	58	3	1	.984
2018	.220	45-17	50	15	11	1	0	0	2	12	.240	4	0	15	0	.278	0	1	6-8	22	2	2	.923
2019	.282	39-14	39	11	11	0	0	0	0	11	.282	0	0	3	0	.282	0	0	2-4	17	0	3	.850
TOTAL	.241	176-86	241	51	58	7	0	4	22	77	.320	8	5	46	0	.280	0	2	28-35	98	5	7	.936



17 Freshman - Chloe Lee OF

Tampa, Florida

Career Highs

At-Bats: 4 (3x) last at Charlotte 3/16
Runs: 2 at Charleston Southern 2/23
Hits: 3 vs. Portland State 2/10
RBI: 1 (4x) last at Charlotte 3/16
Doubles:
Triples:
Home Runs:
Walks: 2 (2x) last vs. Presbyterian 2/16
SB: 2 (2x) last vs. Presbyterian 2/16

2+ Hit Games: 2
2+ SB Games: 2
2+ Runs Games: 1
2+ RBI Games:
2+ BB Games: 2
1.000 Avg. Games (at least 2-2): 1
Hitting Streaks 5+ Games:
Hitting Streaks 10+ Games:
Season/Current Hit Streak: 3/0
Season/Current OB Streak: 3/0

#17 LEE, Chloe - 39 games (All games)

Date	Opponent	Pos	AB	R	H	RBI	2B	3B	HR	BB	SB	CS	HBP	SAC	SF	GDP	K	PO	A	E	Avg
Feb 08	vs UC Riverside	*of	4	0	2	0	0	0	0	0	1	0	0	0	0	0	0	0	0	1	.500
Feb 08	at San Diego	*of	3	1	0	1	0	0	0	2	0	0	0	0	0	0	2	1	0	0	.286
Feb 09	vs Cal Poly	*of	3	0	1	0	0	0	0	0	0	0	0	1	0	0	0	5	0	0	.300
Feb 09	vs UC Riverside	*of	4	0	0	0	0	0	0	0	0	0	0	0	0	0	1	0	0	0	.214
Feb 10	vs Portland State	*of	3	1	3	1	0	0	0	0	2	0	0	0	0	0	0	0	0	0	.353
Feb 15	vs EKU	*of	3	0	0	0	0	0	0	0	1	0	0	0	0	0	0	0	0	0	.300
Feb 15	at Coastal Carolina	*of	2	0	0	0	0	0	0	0	0	0	0	0	0	0	0	0	0	0	.273
Feb 16	vs EKU	pr/of	0	0	0	0	0	0	0	0	0	0	0	0	0	0	0	0	0	0	.273
Feb 16	vs Presbyterian	*of	1	1	0	0	0	0	0	2	2	0	0	0	0	0	1	1	0	0	.261
Feb 17	vs Towson	*of	3	0	1	0	0	0	0	0	0	0	0	0	0	0	0	2	0	0	.269
Feb 22	vs UMass Lowell	*of	3	1	1	0	0	0	0	0	0	0	0	0	0	0	1	0	0	0	.276
Feb 22	vs Iowa State	*of	2	0	0	0	0	0	0	0	0	0	0	0	0	0	1	2	0	0	.258
Feb 23	vs UNC Wilmington	of	1	0	1	0	0	0	0	0	0	0	0	0	0	0	0	0	0	0	.281
Feb 23	at Charleston So.	*of	2	2	1	1	0	0	0	0	1	0	0	0	0	0	0	1	0	0	.294
Feb 24	vs Appalachian State	*of	2	1	1	0	0	0	0	0	1	0	0	0	0	0	1	1	0	0	.306
Feb 27	OHIO BOBCATS	*of	2	0	0	0	0	0	0	0	0	0	0	0	0	0	0	2	0	0	.289
Mar 02	RIDER-1	*of	2	0	0	0	0	0	0	0	0	0	0	0	0	0	0	0	0	0	.275
Mar 02	RIDER-2	pr	0	1	0	0	0	0	0	0	1	0	0	0	0	0	0	0	0	0	.275
Mar 03	RIDER	*of	2	1	0	0	0	0	0	0	1	0	0	0	0	0	0	0	0	0	.262
Mar 09	vs Lafayette	of	1	0	0	0	0	0	0	0	0	0	0	0	0	0	0	0	0	0	.256
Mar 10	vs Monmouth	of	1	0	0	0	0	0	0	0	0	0	0	0	0	0	0	0	0	0	.250
Mar 10	at George Mason	of	2	1	1	0	0	0	0	0	0	0	0	0	0	0	0	0	0	0	.261
Mar 16	at Charlotte-1	*of	4	0	0	1	0	0	0	0	0	0	0	0	0	0	2	0	0	0	.240
Mar 16	at Charlotte-2	pr/of	0	1	0	0	0	0	0	0	0	0	0	0	0	0	0	0	0	0	.240
Mar 17	at Charlotte	pr/of	1	0	0	0	0	0	0	0	0	0	0	0	0	0	0	0	0	0	.235
Mar 20	KENTUCKY	*of	2	0	1	0	0	0	0	0	0	0	0	0	0	0	0	1	0	0	.245
Mar 23	UTSA-1	pr/of	1	1	0	0	0	0	0	0	0	1	0	0	0	0	0	0	0	0	.241
Mar 24	UTSA	of/of	1	0	0	0	0	0	0	0	0	0	0	0	0	0	0	1	1	1	.236
Mar 27	at James Madison	pr/of	0	0	0	0	0	0	0	0	0	0	0	0	0	0	0	1	0	0	.236
Mar 30	at Southern Miss	of	0	0	0	0	0	0	0	0	0	0	0	0	0	0	0	1	0	0	.236
Mar 30	at Southern Miss-2	of	1	0	0	0	0	0	0	0	0	0	0	0	0	0	1	1	0	0	.232
Mar 31	at Southern Miss	of	0	0	0	0	0	0	0	0	0	0	0	0	0	0	0	1	0	0	.232
Apr 06	WKU-1	pr/of	0	0	0	0	0	0	0	0	0	1	0	0	0	0	0	0	0	0	.232
Apr 06	WKU-2	of	0	0	0	0	0	0	0	0	0	0	0	0	0	0	0	0	0	0	.232
Apr 07	WKU	pr/of	0	0	0	0	0	0	0	0	0	0	0	0	0	0	0	1	0	0	.232
Apr 13	at FIU-1	of	0	0	0	0	0	0	0	0	0	0	0	0	0	0	0	0	0	0	.232
Apr 13	at FIU-2	of	0	0	0	0	0	0	0	0	0	0	0	0	0	0	0	0	0	0	.232
Apr 14	at FIU	pr	0	0	0	0	0	0	0	0	0	1	0	0	0	0	0	0	0	0	.232
Apr 20	LATECH	*of	1	0	0	0	0	0	0	0	0	0	0	0	0	0	0	3	0	0	.228
Totals		19gs	57	12	13	4	0	0	0	4	10	3	0	1	0	0	10	25	1	2	.228

On base pct. .279 • Slugging pct. .228

Chloe Lee Career Stats

Year	avg	gp-gs	ab	r	h	2b	3b	hr	rbi	tb	slg%	bb	hbp	so	gdp	ob%	sf	sh	sb-att	po	a	e	fld%
2019	.228	39-19	57	12	13	0	0	0	4	13	.228	4	0	10	0	.279	0	1	10-13	25	1	2	.929
TOTAL	.228	39-19	57	12	13	0	0	0	4	13	.228	4	0	10	0	.279	0	1	10-13	25	1	2	.929



21 Freshman - Rachel Pennington OF										West Hamlin, West Virginia									
Career Highs										2+ Hit Games:									
At-Bats: 2 vs. Rider 3/2										2+ SB Games:									
Runs: 1 (11x) last vs. Louisville 4/23										2+ Runs Games:									
Hits:										2+ RBI Games:									
RBI:										2+ BB Games:									
Doubles:										1.000 Avg. Games (at least 2-2):									
Triples:										Hitting Streaks 5+ Games:									
Home Runs:										Hitting Streaks 10+ Games:									
Walks:										Season/Current Hit Streak:									
SB: 1 (9x) last vs. UTSA 3/24										Season/Current OB Streak:									
										<i>Has scored a run in 3-straight appearances</i>									

#21 PENNINGTON, Rachel - 30 games (All games)

Date	Opponent	Pos	AB	R	H	RBI	2B	3B	HR	BB	SB	CS	HBP	SAC	SF	GDP	K	PO	A	E	Avg
Feb 08	vs UC Riverside	pr	0	0	0	0	0	0	0	0	1	0	0	0	0	0	0	0	0	0	.000
Feb 09	vs Cal Poly	pr	0	0	0	0	0	0	0	0	0	0	0	0	0	0	0	0	0	0	.000
Feb 09	vs UC Riverside	pr	0	1	0	0	0	0	0	0	0	0	0	0	0	0	0	0	0	0	.000
Feb 10	vs Portland State	pr	0	1	0	0	0	0	0	0	1	0	0	0	0	0	0	0	0	0	.000
Feb 15	at Coastal Carolina	pr	0	0	0	0	0	0	0	0	0	0	0	0	0	0	0	0	0	0	.000
Feb 16	vs ECU	pr	0	0	0	0	0	0	0	0	0	0	0	0	0	0	0	0	0	0	.000
Feb 17	vs Towson	pr	0	0	0	0	0	0	0	0	1	0	0	0	0	0	0	0	0	0	.000
Feb 22	vs UMass Lowell	pr	0	1	0	0	0	0	0	0	0	0	0	0	0	0	0	0	0	0	.000
Feb 22	vs Iowa State	pr	0	0	0	0	0	0	0	0	0	0	0	0	0	0	0	0	0	0	.000
Feb 23	vs UNC Wilmington	pr	0	1	0	0	0	0	0	0	1	0	0	0	0	0	0	0	0	0	.000
Feb 27	OHIO BOBCATS	pr	0	0	0	0	0	0	0	0	1	0	0	0	0	0	0	0	0	0	.000
Mar 02	RIDER-1	of	0	0	0	0	0	0	0	0	0	0	0	0	0	0	0	0	0	0	.000
Mar 02	RIDER-2	*of	2	0	0	0	0	0	0	0	0	0	0	0	0	0	0	1	0	0	.000
Mar 10	vs Monmouth	pr	0	1	0	0	0	0	0	0	0	0	0	0	0	0	0	0	0	0	.000
Mar 10	at George Mason	pr	0	0	0	0	0	0	0	0	1	0	0	0	0	0	0	0	0	0	.000
Mar 16	at Charlotte-1	of	0	0	0	0	0	0	0	0	0	0	0	0	0	0	0	1	0	0	.000
Mar 16	at Charlotte-2	pr	0	1	0	0	0	0	0	0	0	0	0	0	0	0	0	0	0	0	.000
Mar 17	at Charlotte	pr	0	0	0	0	0	0	0	0	1	0	0	0	0	0	0	0	0	0	.000
Mar 20	KENTUCKY	pr/of	0	1	0	0	0	0	0	0	1	0	0	0	0	0	0	0	0	0	.000
Mar 23	UTSA-1	of	0	0	0	0	0	0	0	0	0	0	0	0	0	0	0	0	0	0	.000
Mar 23	UTSA-2	pr	0	0	0	0	0	0	0	0	0	0	0	0	0	0	0	0	0	0	.000
Mar 24	UTSA	pr	0	0	0	0	0	0	0	0	1	0	0	0	0	0	0	0	0	0	.000
Mar 26	at Longwood	of	0	0	0	0	0	0	0	0	0	0	0	0	0	0	0	0	0	0	.000
Mar 27	at James Madison	of	1	0	0	0	0	0	0	0	0	0	0	0	0	0	0	1	0	0	.000
Mar 30	at Southern Miss	of	0	0	0	0	0	0	0	0	0	0	0	0	0	0	0	0	0	0	.000
Apr 06	WKU-1	pr	0	1	0	0	0	0	0	0	0	0	0	0	0	0	0	0	0	0	.000
Apr 07	WKU	of	0	0	0	0	0	0	0	0	0	0	0	0	0	0	0	0	0	0	.000
Apr 19	LATECH-1	pr/1b	0	1	0	0	0	0	0	0	0	0	0	0	0	0	0	0	0	0	.000
Apr 20	LATECH	pr	0	1	0	0	0	0	0	0	0	0	0	0	0	0	0	0	0	0	.000
Apr 23	LOUISVILLE	pr	0	1	0	0	0	0	0	0	0	0	0	0	0	0	0	0	0	0	.000
Totals		1gs	3	11	0	0	0	0	0	0	9	0	0	0	0	0	0	3	0	0	.000

On base pct. .000 • Slugging pct. .000

Rachel Pennington Career Stats																							
Year	avg	gp-gs	ab	r	h	2b	3b	hr	rbi	tb	slg%	bb	hbp	so	gdp	ob%	sf	sh	sb-att	po	a	e	fld%
2019	.000	30-1	3	11	0	0	0	0	0	0	.000	0	0	0	0	.000	0	0	9-9	3	0	0	1.000
TOTAL	.000	30-1	3	11	0	0	0	0	0	0	.000	0	0	0	0	.000	0	0	9-9	3	0	0	1.000



22 Freshman - Caitlin Myers C	Charles Town, West Virginia
Career Highs At-Bats: 3 at George Mason 3/10 Runs: Hits: 1 at George Mason 3/10 RBI: 1 at George Mason 3/10 Doubles: 1 at George Mason 3/10 Triples: Home Runs: Walks: 1 vs. Towson 2/17 SB:	2+ Hit Games: 2+ HR Games: 2+ Runs Games: 2+ RBI Games: 2+ BB Games: 1.000 Avg. Games (at least 2-2): Hitting Streaks 5+ Games: Hitting Streaks 10+ Games: Season/Current Hit Streak: 1/1 Season/Current OB Streak: 1/1

#22 MYERS, Caitlin - 5 games (All games)

Date	Opponent	Pos	AB	R	H	RBI	2B	3B	HR	BB	SB	CS	HBP	SAC	SF	GDP	K	PO	A	E	Avg
Feb 16	vs Presbyterian	ph/c	1	0	0	0	0	0	0	0	0	0	0	0	0	0	0	0	0	0	.000
Feb 17	vs Towson	ph	0	0	0	0	0	0	0	1	0	0	0	0	0	0	0	0	0	0	.000
Feb 24	vs Appalachian State	ph	1	0	0	0	0	0	0	0	0	0	0	0	0	1	0	0	0	0	.000
Mar 10	at George Mason	ph/c	3	0	1	1	1	0	0	0	0	0	0	0	0	0	0	6	0	0	.200
Mar 20	KENTUCKY	pr	0	0	0	0	0	0	0	0	0	0	0	0	0	0	0	0	0	0	.200
Totals		Ogs	5	0	1	1	1	0	0	1	0	0	0	0	0	1	0	6	0	0	.200

On base pct. .333 • Slugging pct. .400

Caitlin Myers Career Stats																							
Year	avg	gp-gs	ab	r	h	2b	3b	hr	rbi	tb	slg%	bb	hbp	so	gdp	ob%	sf	sh	sb-att	po	a	e	fld%
2019	.200	5-0	5	0	1	1	0	0	1	2	.400	1	0	0	1	.333	0	0	0-0	6	0	0	1.000
TOTAL	.200	5-0	5	0	1	1	0	0	1	2	.400	1	0	0	1	.333	0	0	0-0	6	0	0	1.000



23 Freshman - Mya Stevenson P/UT										Mesquite, Texas									
Season Highs										Season Highs									
IP:										At-Bats: 4 (9x) last at Southern Miss 3/30									
Ks:										Runs: 3 at Charlotte 3/16									
2+ Strikeout Games:										Hits: 4 at Charlotte 3/16									
5+ Strikeout Games:										RBI: 7 at Charlotte 3/16									
10+ Strikeout Games:										Doubles: 2 at Charlotte 3/16									
3+ Innings Pitched Games:										Triples: 1 (2x) last vs. WKU 4/6									
5+ Innings Pitched Games:										HR: 1 (10x) last vs. Louisville 4/23									
1st career win:										Walks: 3 vs. Louisiana Tech 4/19									
										SB: 1 (2x) last vs. Rider 3/3									
										Cycle: 1 at Charlotte (2) 3/16/19									
										2+ Hit Games: 7									
										2+ HR Games:									
										2+ Runs Games: 5									
										2+ RBI Games: 8									
										2+ BB Games: 3									
										1,000 Avg. Games (at least 2-2): 2									
										Hitting Streaks 5+ Games: 1									
										Hitting Streaks 10+ Games:									
										Season/Current Hit Streak: 6/1									
										Season/Current OB Streak: 11/6									

#23 STEVENSON, Mya - 42 games (All games)

Date	Opponent	Pos	AB	R	H	RBI	2B	3B	HR	BB	SB	CS	HBP	SAC	SF	GDP	K	PO	A	E	Avg
Feb 08	at San Diego	*dh	3	2	2	1	0	0	0	1	0	0	0	0	0	0	0	0	0	0	.667
Feb 09	vs Cal Poly	*dh	4	0	0	0	0	0	0	0	0	0	1	0	0	0	1	0	0	0	.286
Feb 09	vs UC Riverside	*p	0	0	0	0	0	0	0	0	0	0	0	0	0	0	0	0	0	0	.286
Feb 15	vs EKU	ph	1	1	1	2	0	0	1	0	0	0	0	0	0	0	0	0	0	0	.375
Feb 15	at Coastal Carolina	*of	3	0	1	0	0	0	0	0	0	0	0	0	0	0	0	1	0	0	.364
Feb 16	vs EKU	*of	4	1	2	0	1	0	0	0	0	0	0	0	0	0	0	0	0	0	.400
Feb 16	vs Presbyterian	*of	2	2	2	1	0	0	1	1	0	0	0	0	0	0	0	0	0	0	.471
Feb 17	vs Towson	*of/ph	3	0	1	0	0	0	0	1	0	0	0	0	0	0	1	2	0	1	.450
Feb 22	vs UMass Lowell	*of/dh	4	1	1	2	0	0	1	0	0	0	0	0	0	0	1	0	0	0	.417
Feb 22	vs Iowa State	*of	3	0	0	0	0	0	0	0	0	0	0	0	0	0	1	1	0	0	.370
Feb 23	vs UNC Wilmington	*of/dh	4	1	2	3	0	0	1	0	0	0	0	0	0	0	0	1	0	0	.387
Feb 23	at Charleston So.	*of	2	1	0	0	0	0	0	2	1	0	0	0	0	0	1	0	0	0	.364
Feb 24	vs Appalachian State	*of/dh	3	0	0	0	0	0	0	0	0	0	0	0	0	0	1	0	0	0	.333
Feb 27	OHIO BOBCATS	*of/dh	3	2	2	1	0	0	1	0	0	0	0	0	0	0	0	0	0	0	.359
Mar 02	RIDER-1	*of/dh	3	0	1	1	1	0	0	0	0	0	0	0	0	0	2	0	0	0	.357
Mar 02	RIDER-2	*of	3	1	1	2	0	0	1	0	0	0	0	0	0	0	0	0	1	0	.356
Mar 03	RIDER	*of/dh	2	0	0	0	0	0	0	1	1	0	0	0	0	0	0	0	0	0	.340
Mar 08	vs Monmouth	*of	2	0	0	0	0	0	0	0	0	0	0	0	0	0	1	1	0	0	.327
Mar 09	vs Lafayette	*of/ph	4	0	1	1	0	0	0	0	0	1	0	0	0	0	0	0	0	0	.321
Mar 10	vs Monmouth	*of/dh	2	0	0	0	0	0	0	0	0	0	0	0	0	0	1	1	0	0	.309
Mar 10	at George Mason	*of	1	0	0	0	0	0	0	0	0	0	0	0	0	0	1	0	0	1	.304
Mar 16	at Charlotte-1	*of	4	3	4	2	1	1	1	0	0	0	0	0	0	0	0	0	0	0	.350
Mar 16	at Charlotte-2	*of	3	1	3	7	2	0	1	1	0	0	0	0	0	0	0	0	0	0	.381
Mar 17	at Charlotte	*of	4	0	1	1	1	0	0	0	0	0	0	0	0	0	0	1	0	0	.373
Mar 20	KENTUCKY	*of/dh	4	0	0	0	0	0	0	0	0	0	0	0	0	0	3	0	0	0	.352
Mar 23	UTSA-1	*of	3	0	0	0	0	0	0	0	0	0	0	0	0	0	0	0	0	0	.338
Mar 23	UTSA-2	*of	2	1	0	1	0	0	0	1	0	0	0	0	1	0	1	0	0	0	.329
Mar 24	UTSA	*of	2	0	0	0	0	0	0	0	0	0	0	0	0	0	1	0	0	0	.321
Mar 26	at Longwood	*of	3	0	1	0	0	0	0	0	0	0	0	0	0	0	0	1	0	0	.321
Mar 27	at James Madison	*of	3	1	1	0	0	0	0	1	0	0	0	0	0	0	1	0	0	0	.321
Mar 30	at Southern Miss	*of/ph	4	0	0	0	0	0	0	0	0	0	0	0	0	0	1	0	0	0	.307
Mar 30	at Southern Miss-2	*of	2	0	0	0	0	0	0	0	0	0	0	0	0	0	2	1	0	0	.300
Mar 31	at Southern Miss	*of	3	0	0	0	0	0	0	0	0	0	0	0	0	0	2	0	1	0	.290
Apr 06	WKU-1	*of/dh	3	0	1	0	0	1	0	0	0	0	0	0	0	0	2	1	0	0	.292
Apr 06	WKU-2	*of/dh	2	0	0	0	0	0	0	0	0	0	0	0	0	0	2	0	0	0	.286
Apr 07	WKU	pr	0	0	0	0	0	0	0	0	0	0	0	0	0	0	0	0	0	0	.286
Apr 13	at FIU-2	*of/dh	3	0	1	0	0	0	0	0	0	0	0	0	0	0	1	0	0	0	.287
Apr 14	at FIU	*dh	1	1	1	2	0	0	1	1	0	0	1	0	1	0	0	0	0	0	.294
Apr 19	LATECH-1	*dh/of	0	2	0	0	0	0	0	3	0	0	1	0	0	0	0	0	0	0	.294
Apr 19	LATECH-2	*dh	3	0	1	0	0	0	0	0	0	0	0	0	0	0	2	0	0	0	.295
Apr 20	LATECH	*dh	2	1	0	0	0	0	0	2	0	0	0	0	0	0	0	0	0	0	.290
Apr 23	LOUISVILLE	*dh	3	1	1	2	0	0	1	0	0	0	0	0	0	0	0	0	0	0	.291
Totals		40gs	110	23	32	29	6	2	10	15	2	1	3	0	2	0	29	11	2	2	.291

On base pct. .385 • Slugging pct. .655

#23 STEVENSON, Mya - 1 appearance (All games)

Date	Opponent	GS	IP	H	R	ER	BB	SO	2B	3B	HR	WP	BK	HBP	IBB	Score	W-L	Sv	ERA	NP
Feb 09	vs UC Riverside	*	0.0	0	2	0	2	0	0	0	0	2	0	1	0	4-5	0-1	0	0.00	19
Totals		1	0.0	0	2	0	2	0	0	0	0	2	0	1	0	4-5	0-1	0	0.00	-

Mya Stevenson Career Stats

Year	avg	gp-gs	ab	r	h	2b	3b	hr	rbi	tb	slg%	bb	hbp	so	gdp	ob%	sf	sh	sb-att	po	a	e	fld%
2019	.291	42-40	110	23	32	6	2	10	29	72	.655	15	3	29	0	.385	2	0	2-3	11	2	2	.867
TOTAL	.291	42-40	110	23	32	6	2	10	29	72	.655	15	3	29	0	.385	2	0	2-3	11	2	2	.867
Year	era	w-l	app	qs	cq	sho	sv	ip	h	r	er	bb	so	2b	3b	hr	bf	bavg	wp	hbp	bk	sfa	sha
2019	0.00	0-1	1	1	0	0/0	0	0.0	0	2	0	2	0	0	0	0	4	.000	2	1	0	0	0
TOTAL	0.00	0-1	1	1	0	0/0	0	0.0	0	2	0	2	0	0	0	0	4	.000	2	1	0	0	0



27 Sophomore - Rachel Rousseau OFMorgantown, West Virginia		
Career Highs	Season Highs	Career/Season
At-Bats: 5 (2x) last vs. WKU 4/7/19	At-Bats: 5 (2x) last vs. WKU 4/7	2+ Hit Games: 5/5
Runs: 2 vs. UC-Riverside 2/8/19	Runs: 2 vs. UC-Riverside 2/8	2+ SB Games:
Hits: 3 vs. WKU 4/7/19	Hits: 3 vs. WKU 4/7	2+ Runs Games: 1/1
RBI: 4 vs. WKU 4/6/19	RBI: 4 vs. WKU 4/6	2+ RBI Games: 7/6
Doubles: 2 vs. UC-Riverside 2/8/19	Doubles: 2 vs. UC-Riverside 2/8	2+ BB Games:
Triples:	Triples:	1,000 Avg. Games (at least 2-2):
Home Runs: 1 (4x) last vs. Louisiana Tech 4/19	Home Runs: 1 (4x) last vs. Louisiana Tech 4/19	Hitting Streaks 5+ Games:
Walks: 1 (6x) last at FIU 4/13/19	Walks: 1 (4x) last at FIU 4/13	Hitting Streaks 10+ Games:
SB: 1 (6x) last vs. Cal Poly 2/9/19	SB: 1 vs. Cal Poly 2/9	Career Long Hitting Streak: 4 ('19)
		Season/Current Hit Streak: 4/1
		Career Long OB Streak: 10 ('19)
		Season/Current OB Streak: 10/10

#27 ROUSSEAU, Rachel - 15 games (All games)

Date	Opponent	Pos	AB	R	H	RBI	2B	3B	HR	BB	SB	CS	HBP	SAC	SF	GDP	K	PO	A	E	Avg
Feb 08	vs UC Riverside	*of	3	2	2	2	2	0	0	1	0	0	0	0	0	0	0	0	0	0	.667
Feb 08	at San Diego	*of	4	1	2	2	1	0	0	0	0	0	0	0	0	0	2	3	0	0	.571
Feb 09	vs Cal Poly	*of	5	1	2	0	0	0	0	0	1	0	0	0	0	0	0	1	0	0	.500
Feb 09	vs UC Riverside	*of	3	0	0	0	0	0	0	1	0	0	0	0	0	0	0	0	0	0	.400
Feb 10	vs Portland State	*of	3	0	0	0	0	0	0	0	0	0	0	1	0	0	0	0	0	0	.333
Apr 06	WKU-1	*of	2	1	1	4	0	0	1	0	0	0	0	1	0	0	0	1	0	0	.350
Apr 06	WKU-2	*of	2	0	0	0	0	0	0	1	0	1	0	0	0	0	0	3	0	0	.318
Apr 07	WKU	*of	5	1	3	2	0	0	1	0	0	0	0	0	0	0	0	2	1	0	.370
Apr 13	at FIU-1	*of	3	0	0	0	0	0	0	0	0	1	0	0	0	0	0	2	0	0	.333
Apr 13	at FIU-2	*of	2	0	0	1	0	0	0	1	0	0	0	0	1	0	0	2	0	0	.312
Apr 14	at FIU	*of	4	1	1	3	0	0	1	0	0	0	0	0	0	0	0	3	0	0	.306
Apr 19	LATECH-1	*of	4	1	2	0	1	0	0	0	0	1	0	0	0	0	1	3	0	0	.325
Apr 19	LATECH-2	*of	3	1	1	2	0	0	1	0	0	0	0	0	0	0	0	1	0	0	.326
Apr 20	LATECH	*of	4	1	1	0	1	0	0	0	0	0	0	0	0	0	1	1	0	0	.319
Apr 23	LOUISVILLE	*of	3	1	0	0	0	0	0	0	0	0	1	0	0	0	1	1	1	0	.300
Totals		15gs	50	11	15	16	5	0	4	4	1	3	1	2	1	0	5	23	2	0	.300

On base pct. .357 • Slugging pct. .640

Rachel Rousseau Career Stats																							
Year	avg	gp-gs	ab	r	h	2b	3b	hr	rbi	tb	slg%	bb	hbp	so	gdp	ob%	sf	sh	sb-att	po	a	e	fld%
2018	.238	41-5	21	8	5	4	0	0	5	9	.429	2	0	4	0	.304	0	0	5-9	9	1	0	1.000
2019	.300	15-15	50	11	15	5	0	4	16	32	.640	4	1	5	0	.357	1	2	1-4	23	2	0	1.000
TOTAL	.282	56-20	71	19	20	9	0	4	21	41	.577	6	1	9	0	.342	1	2	6-13	32	3	0	1.000



43 Sophomore - Aly Harrell INF										Gahanna, Ohio									
Career Highs										Season Highs									
At-Bats: 4 (11x) last vs. Lafayette 3/9/19										At-Bats: 4 (5x) last vs. Lafayette 3/9									
Runs: 3 vs. Presbyterian 2/16/19										Runs: 3 vs. Presbyterian 2/16									
Hits: 3 (3x) last vs. Louisiana Tech 4/19/19										Hits: 3 vs. Louisiana Tech 4/19									
RBI: 4 (2x) last vs. Presbyterian 2/16/19										RBI: 4 vs. Presbyterian 2/16									
Doubles: 2 vs. Kent State 2/28/18										Doubles: 1 (6x) last vs. Louisiana Tech 4/20									
Triples:										Triples:									
Home Runs: 2 vs. Presbyterian 2/16/19										Home Runs: 2 vs. Presbyterian 2/16									
Walks: 4 vs. WKU 4/7/19										Walks: 4 vs. WKU 4/7									
SB: 1 at Ohio 4/25/18										SB:									
HBP: 3 at No. 20 JMU 3/27/19										HBP: 2 (2x) last vs. Towson 2/17									
Career/Season																			
2+ Hit Games: 17/6																			
2+ HR Games: 1/1 Grand Slams: 1/0																			
2+ Runs Games: 5/4																			
2+ RBI Games: 18/8																			
2+ BB Games: 16/13																			
1,000 Avg. Games (at least 2-2): 4/3																			
Hitting Streaks 5+ Games: 2/1																			
Hitting Streaks 10+ Games:																			
Career Long Hitting Streak: 6 ('18)																			
Season/Current Hit Streak: 5/4																			
Career Long OB Streak: 24 ('19)																			
Season/Current OB Streak: 24/10																			

#43 HARRELL, Aly - 45 games (All games)

Date	Opponent	Pos	AB	R	H	RBI	2B	3B	HR	BB	SB	CS	HBP	SAC	SF	GDP	K	PO	A	E	Avg
Feb 08	vs UC Riverside	*1b	1	0	0	0	0	0	0	1	0	0	2	0	0	0	0	12	0	0	.000
Feb 08	at San Diego	*1b	3	2	1	1	1	0	0	2	0	0	0	0	0	0	0	7	0	0	.250
Feb 09	vs Cal Poly	*1b	2	0	1	1	0	0	0	3	0	0	0	0	0	0	0	6	0	1	.333
Feb 09	vs UC Riverside	*1b	1	0	1	1	0	0	0	3	0	0	0	0	0	0	0	8	0	1	.429
Feb 10	vs Portland State	*1b	2	0	1	0	0	0	0	2	0	0	0	0	0	0	0	9	0	1	.444
Feb 15	vs EKU	*1b	2	1	2	2	0	0	1	1	0	0	0	0	0	0	0	9	0	0	.545
Feb 15	at Coastal Carolina	*1b	3	0	0	0	0	0	0	0	0	0	0	0	0	0	1	8	0	0	.429
Feb 16	vs EKU	*1b	2	1	0	0	0	0	0	1	0	1	1	0	0	0	0	11	0	0	.375
Feb 16	vs Presbyterian	*1b	2	3	2	4	0	0	2	0	0	0	1	0	0	0	0	7	0	0	.444
Feb 17	vs Towson	*1b	2	0	0	0	0	0	0	0	0	0	2	0	0	0	1	7	0	0	.400
Feb 22	vs UMass Lowell	*1b	4	0	0	0	0	0	0	0	0	0	0	0	0	0	1	7	0	0	.375
Feb 22	vs Iowa State	*1b	1	0	0	0	0	0	0	1	0	0	1	0	0	0	0	6	1	0	.360
Feb 23	vs UNC Wilmington	*1b	4	1	1	2	0	0	1	0	0	0	0	0	0	0	1	9	0	0	.345
Feb 23	at Charleston So.	*1b	4	1	1	2	1	0	0	0	0	0	0	0	0	0	0	4	1	0	.333
Feb 24	vs Appalachian State	*1b	2	0	0	0	0	0	0	0	0	0	1	0	0	0	0	5	1	0	.314
Feb 27	OHIO BOBCATS	*1b	2	2	1	1	0	0	1	0	0	0	1	0	0	0	0	4	1	0	.324
Mar 02	RIDER-1	*1b	3	0	0	0	0	0	0	1	0	0	0	0	0	0	1	9	0	0	.300
Mar 02	RIDER-2	*1b	2	1	1	1	0	0	1	1	0	0	0	0	0	0	1	7	0	0	.310
Mar 03	RIDER	*1b	4	0	1	1	1	0	0	0	0	0	0	0	0	0	0	9	0	1	.304
Mar 08	vs Monmouth	*1b	1	0	0	1	0	0	0	0	0	0	1	0	0	0	0	7	0	0	.298
Mar 09	vs Lafayette	*1b	4	1	2	2	1	0	0	0	0	0	0	0	0	0	0	5	1	0	.314
Mar 10	vs Monmouth	*1b	2	0	1	1	1	0	0	1	0	0	0	0	0	0	0	7	0	0	.321
Mar 10	at George Mason	*1b	2	0	0	1	0	0	0	1	0	0	0	0	1	0	0	5	0	1	.309
Mar 16	at Charlotte-1	*1b	2	1	1	2	0	0	1	2	0	0	0	0	0	0	0	5	0	0	.316
Mar 16	at Charlotte-2	*1b	1	2	0	1	0	0	0	3	0	0	0	0	0	0	0	8	0	0	.310
Mar 17	at Charlotte	*1b	3	0	2	1	0	0	0	1	0	0	0	0	0	0	0	8	0	1	.328
Mar 20	KENTUCKY	*1b	1	1	1	1	0	0	1	3	0	0	0	0	0	0	0	6	0	0	.339
Mar 23	UTSA-1	*1b	3	0	0	0	0	0	0	0	0	0	0	0	0	0	0	8	0	0	.323
Mar 23	UTSA-2	*1b	4	0	0	0	0	0	0	0	0	0	0	0	0	0	0	5	1	0	.304
Mar 24	UTSA	*1b	2	0	1	0	0	0	0	1	0	0	0	0	0	0	0	5	0	0	.310
Mar 26	at Longwood	*1b	2	0	0	0	0	0	0	1	0	0	0	0	0	0	1	3	0	0	.301
Mar 27	at James Madison	*1b	1	1	1	2	0	0	1	0	0	0	3	0	0	0	0	10	0	1	.311
Mar 30	at Southern Miss	*1b	1	1	0	1	0	0	0	3	0	0	0	0	0	0	0	11	0	0	.307
Mar 30	at Southern Miss-2	*1b	3	1	1	1	0	0	1	1	0	0	0	0	0	1	0	7	1	0	.308
Mar 31	at Southern Miss	*1b	3	0	0	0	0	0	0	0	0	0	0	0	0	0	1	8	0	0	.296
Apr 06	WKU-1	*1b	2	1	1	1	0	0	1	1	0	0	0	0	0	0	0	10	0	0	.301
Apr 06	WKU-2	*1b	2	0	1	1	0	0	0	2	0	0	0	0	0	0	0	8	1	0	.306
Apr 07	WKU	*1b	0	1	0	0	0	0	0	4	0	0	0	0	0	0	0	7	0	0	.306
Apr 13	at FIU-1	*1b	0	0	0	0	0	0	0	2	0	0	1	0	0	0	0	4	0	0	.306
Apr 13	at FIU-2	*1b	2	0	0	0	0	0	0	2	0	0	0	0	0	1	0	7	0	0	.299
Apr 14	at FIU	*1b	2	0	0	0	0	0	0	0	0	0	2	0	0	0	0	8	0	0	.292
Apr 19	LATECH-1	*1b	3	0	3	1	0	0	0	0	0	0	0	0	1	0	0	10	0	0	.315
Apr 19	LATECH-2	*1b	1	1	1	0	0	0	0	2	0	0	0	0	0	0	0	3	0	0	.323
Apr 20	LATECH	*1b	2	0	1	0	1	0	0	2	0	0	0	0	0	0	1	8	0	0	.326
Apr 23	LOUISVILLE	*1b	3	1	2	2	0	0	1	0	0	0	0	0	0	0	0	13	0	0	.337
Totals		45gs	98	24	33	35	6	0	12	48	0	1	16	0	2	2	9	330	8	7	.337

On base pct. .591 • Slugging pct. .765

Aly Harrell Career Stats

Year	avq	gp-gs	ab	r	h	2b	3b	hr	rbi	tb	slg%	bb	hbp	so	gdp	ob%	sf	sh	sb-att	po	a	e	fld%
2018	.350	48-43	120	18	42	10	0	11	41	85	.708	23	7	9	2	.480	0	2	1-1	136	6	2	.986
2019	.337	45-45	98	24	33	6	0	12	35	75	.765	48	16	9	2	.591	2	0	0-1	330	8	7	.980
TOTAL	.344	93-88	218	42	75	16	0	23	76	160	.734	71	23	18	4	.538	2	2	1-2	466	14	9	.982



44 Sophomore - Katie Adams C										Hurricane, West Virginia									
Career Highs										Season Highs									
At-Bats: 4 (4x) last at Charlotte 3/16/19										At-Bats: 4 (3x) last at Charlotte 3/16									
Runs: 1 (8x) last vs. UTSA 3/23/19										Runs: 1 (5x) last vs. UTSA 3/23									
Hits: 2 (5x) last at George Mason 3/10/19										Hits: 2 (3x) last at George Mason 3/10									
RBI: 2 (2x) last vs. Ohio 2/27/19										RBI: 2 (2x) last vs. Ohio 2/27									
Doubles: 1 (5x) last at George Mason 3/10/19										Doubles: 1 (3x) last at George Mason 3/10									
Triples:										Triples:									
Home Runs:										Home Runs:									
Walks: 2 (2x) last vs. WKU 4/7/19										Walks: 2 vs. WKU 4/7									
SB: 1 vs. Missouri 2/17										SB:									
HBP: 1 vs. Portland State 2/10/19										HBP: 1 vs. Portland State 2/10									
Career/Season										2+ Hit Games: 5/3									
										2+ HR Games:									
										2+ Runs Games:									
										2+ RBI Games: 2/2									
										2+ BB Games: 2/1									
										1,000 Avg. Games (at least 2-2):									
										Hitting Streaks 5+ Games:									
										Hitting Streaks 10+ Games:									
										Career Long Hitting Streak: 6 ('19)									
										Season/Current Hit Streak: 6/0									
										Career Long OB Streak: 11 ('19)									
										Season/Current OB Streak: 11/0									

#44 ADAMS, Katie - 35 games (All games)

Date	Opponent	Pos	AB	R	H	RBI	2B	3B	HR	BB	SB	CS	HBP	SAC	SF	GDP	K	PO	A	E	Avg
Feb 08	vs UC Riverside	ph	1	0	1	0	0	0	0	0	0	0	0	0	0	0	0	0	0	0	1.000
Feb 09	vs Cal Poly	ph	1	0	0	0	0	0	0	0	0	0	0	0	0	0	0	0	0	0	.500
Feb 09	vs UC Riverside	*c	3	0	1	0	0	0	0	0	0	0	0	0	0	0	0	7	1	2	.400
Feb 10	vs Portland State	*dh	2	1	0	0	0	0	0	1	0	0	1	0	0	0	0	0	0	0	.286
Feb 15	vs EKU	*dh	3	0	0	0	0	0	0	0	0	0	0	0	0	0	1	0	0	0	.200
Feb 15	at Coastal Carolina	ph	1	0	0	0	0	0	0	0	0	0	0	0	0	0	0	0	0	0	.182
Feb 22	vs UMass Lowell	ph	1	0	1	0	0	0	0	0	0	0	0	0	0	0	0	0	0	0	.250
Feb 23	vs UNC Wilmington	*dh	3	0	1	1	1	0	0	0	0	0	0	0	0	0	0	0	0	0	.267
Feb 23	at Charleston So.	*dh	4	1	2	2	0	0	0	0	0	0	0	0	0	0	0	0	0	0	.316
Feb 24	vs Appalachian State	*dh/of	2	0	0	0	0	0	0	1	0	0	0	0	0	0	0	0	0	0	.286
Feb 27	OHIO BOBCATS	*c	3	1	2	2	1	0	0	0	0	0	0	0	0	0	0	5	0	0	.333
Mar 02	RIDER-1	*c	2	0	0	0	0	0	0	0	0	0	0	0	0	0	0	5	0	0	.308
Mar 02	RIDER-2	*c	2	0	1	0	0	0	0	0	0	0	0	0	0	0	0	2	0	0	.321
Mar 03	RIDER	*c	1	0	0	0	0	0	0	1	0	0	0	0	0	0	0	1	0	0	.310
Mar 08	vs Monmouth	*dh	2	0	1	0	0	0	0	0	0	0	0	0	0	0	0	0	0	0	.323
Mar 09	vs Lafayette	*dh	3	0	1	0	0	0	0	0	0	0	0	0	0	0	0	0	0	0	.324
Mar 10	vs Monmouth	*dh	2	0	1	0	0	0	0	0	0	0	0	0	1	0	0	0	0	0	.333
Mar 10	at George Mason	*dh	4	1	2	0	1	0	0	0	0	0	0	0	0	0	0	0	0	0	.350
Mar 16	at Charlotte-1	*dh	4	0	1	0	0	0	0	0	0	1	0	0	0	0	2	0	0	0	.341
Mar 17	at Charlotte	*dh/of	2	0	1	0	0	0	0	1	0	0	0	0	0	0	0	0	0	0	.348
Mar 20	KENTUCKY	*dh/of	3	0	0	0	0	0	0	1	0	0	0	0	0	0	0	0	0	0	.327
Mar 23	UTSA-1	*dh	3	1	1	0	0	0	0	0	0	0	0	0	0	0	0	0	0	0	.327
Mar 23	UTSA-2	*dh	3	0	0	0	0	0	0	0	0	0	0	0	0	0	0	0	0	0	.309
Mar 24	UTSA	*dh/of	3	0	0	0	0	0	0	0	0	0	0	0	0	0	0	0	0	0	.293
Mar 26	at Longwood	*dh	3	0	1	1	0	0	0	0	0	0	0	0	0	0	1	0	0	0	.295
Mar 27	at James Madison	*dh/ph	3	0	0	0	0	0	0	0	0	0	0	0	0	0	0	0	0	0	.281
Mar 30	at Southern Miss	*dh	2	0	0	0	0	0	0	0	0	0	0	0	0	0	1	0	0	0	.273
Mar 30	at Southern Miss-2	ph	1	0	0	1	0	0	0	0	0	0	0	0	0	0	0	0	0	0	.269
Apr 06	WKU-2	ph	0	0	0	0	0	0	0	1	0	0	0	0	0	0	0	0	0	0	.269
Apr 07	WKU	*dh	2	0	1	1	0	0	0	2	0	0	0	0	0	0	0	0	0	0	.275
Apr 13	at FIU-1	*dh	2	0	0	0	0	0	0	0	0	0	0	0	0	0	0	0	0	0	.268
Apr 13	at FIU-2	*dh	2	0	1	0	0	0	0	1	0	0	0	0	0	0	0	0	0	0	.274
Apr 14	at FIU	ph	1	0	0	0	0	0	0	0	0	0	0	0	0	0	0	0	0	0	.270
Apr 19	LATECH-2	ph	0	0	0	0	0	0	0	1	0	0	0	0	0	0	0	0	0	0	.270
Apr 20	LATECH	ph	1	0	0	0	0	0	0	0	0	0	0	0	0	0	1	0	0	0	.267
Totals		26gs	75	5	20	8	3	0	0	10	0	1	1	0	1	0	6	20	1	2	.267

On base pct. .356 • Slugging pct. .307

Katie Adams Career Stats

Year	avg	gp-gs	ab	r	h	2b	3b	hr	rbi	tb	slg%	bb	hbp	so	gdp	ob%	sf	sh	sb-att	po	a	e	fld%
2018	.214	30-9	42	4	9	2	0	0	3	11	.262	5	0	8	0	.292	1	1	1-1	25	1	0	1.000
2019	.267	35-26	75	5	20	3	0	0	8	23	.307	10	1	6	0	.356	1	0	0-1	20	1	2	.913
TOTAL	.248	65-35	117	9	29	5	0	0	11	34	.291	15	1	14	0	.333	2	1	1-2	45	2	2	.959



55 Junior - Blakely Burch INF

Live Oak, Florida

Career Highs * at Marshall *

At-Bats: 5 at No. 20 JMU 3/27/19
Runs: 3 vs. WKU 4/7/19
Hits: 3 (2x) last vs. Rider 3/3/19
RBI: 3 (3x) last vs. WKU 4/7/19
Doubles: 1 (12x) last vs. Louisiana Tech 4/20/19
Triples: 1 (7x) last vs. Louisiana Tech 4/19/19
Home Runs: 1 (4x) last vs. WKU 4/7/19
Walks: 2 (2x) last vs. ECU 2/16/19
SB: 3 vs. UMass-Lowell 2/17/18
HBP: 2 (2x) last vs. Cal Poly 2/9/19

Season Highs

At-Bats: 5 at No. 20 JMU 3/27
Runs: 3 vs. WKU 4/7
Hits: 3 vs. Rider 3/3
RBI: 3 (3x) last vs. WKU 4/7
Doubles: 1 (5x) last at FIU 4/14
Triples: 1 (6x) last vs. Louisiana Tech 4/19
Home Runs: 1 (4x) last vs. WKU 4/7
Walks: 2 vs. ECU 2/16
SB: 1 (6x) last at FIU 4/13
HBP: 2 vs. Cal Poly 2/9

Career/Season

2+ Hit Games: 12/7
2+ SB Games: 1/0
2+ Runs Games: 8/7
2+ RBI Games: 7/7
2+ BB Games: 2/1
1,000 Avg. Games (at least 2-2): 4/3
Hitting Streaks 5+ Games:
Hitting Streaks 10+ Games:
Career Long Hitting Streak: 4 ('18 & '19)
Season/Current Hit Streak: 4/0
Career Long OB Streak: 19 ('18)
Season/Current OB Streak: 15/0

USC	Player	avg	gp-gs	ab	r	h	2b	3b	hr	rbi	tb	slg%	bb	hbp	so	gdp	ob%	sf	sh	sb-att	po	a	e	fld%
Upstate stats	BURCH, Blakely	.257	23-11	35	6	9	4	0	0	5	13	.371	1	0	8	0	.278	0	1	0-1	4	6	0	1.000

#55 BURCH, Blakely - 43 games (All games)

Date	Opponent	Pos	AB	R	H	RBI	2B	3B	HR	BB	SB	CS	HBP	SAC	SF	GDP	K	PO	A	E	Avg
Feb 08	vs UC Riverside	*3b	4	1	2	0	0	0	0	0	0	0	0	0	0	0	0	2	2	0	.500
Feb 08	at San Diego	*3b	2	0	1	1	0	1	0	1	0	0	1	0	0	0	1	1	1	1	.500
Feb 09	vs Cal Poly	*3b	2	2	0	0	0	0	0	0	0	0	2	1	0	0	0	0	3	3	.375
Feb 09	vs UC Riverside	*3b	4	0	1	0	0	0	0	0	0	0	0	0	0	0	0	2	2	1	.333
Feb 10	vs Portland State	*3b	3	0	1	0	0	0	0	0	0	0	0	1	0	0	1	0	4	0	.333
Feb 15	vs ECU	*3b	3	0	0	0	0	0	0	0	0	0	0	0	0	0	2	1	2	0	.278
Feb 15	at Coastal Carolina	*3b	2	0	0	0	0	0	0	0	0	0	0	0	0	0	1	1	1	0	.250
Feb 16	vs ECU	*3b	1	2	0	1	0	0	0	2	0	0	0	0	0	0	0	0	3	1	.238
Feb 16	vs Presbyterian	*3b	3	0	0	0	0	0	0	0	0	0	0	0	0	0	0	1	0	0	.208
Feb 17	vs Towson	*3b	2	1	2	2	0	0	1	0	0	0	1	0	0	0	0	3	1	0	.269
Feb 22	vs UMass Lowell	*3b	2	0	0	0	0	0	0	0	0	0	1	0	0	0	0	2	4	0	.250
Feb 22	vs Iowa State	*3b	3	0	0	0	0	0	0	0	0	0	0	0	0	0	1	0	2	0	.226
Feb 24	vs Appalachian State	*3b	0	0	0	0	0	0	0	0	0	0	0	0	0	0	0	0	0	0	.226
Feb 27	OHIO BOBCATS	*3b	2	1	2	3	0	0	1	0	0	0	0	0	0	0	0	1	0	0	.273
Mar 02	RIDER-1	*3b	2	1	0	0	0	0	0	0	0	0	1	0	0	0	0	1	2	0	.257
Mar 02	RIDER-2	*3b	2	0	0	0	0	0	0	0	0	0	0	0	0	0	0	2	0	0	.243
Mar 03	RIDER	*3b	3	2	3	3	0	1	0	0	0	0	0	0	0	0	0	1	0	0	.300
Mar 08	vs Monmouth	*3b	2	0	0	0	0	0	0	0	1	0	0	0	0	0	1	0	4	0	.286
Mar 09	vs Lafayette	*3b	3	0	1	0	0	0	0	0	1	0	0	0	0	0	0	2	0	0	.289
Mar 10	vs Monmouth	*3b	2	0	0	0	0	0	0	0	0	0	1	0	0	0	0	2	2	0	.277
Mar 10	at George Mason	*3b	2	0	1	1	0	1	0	1	0	0	0	0	0	0	0	1	2	1	.286
Mar 16	at Charlotte-1	*3b	3	1	1	0	0	1	0	0	0	0	1	0	0	0	1	2	2	0	.288
Mar 16	at Charlotte-2	*3b	4	0	0	1	0	0	0	0	0	0	0	0	0	0	0	0	1	0	.268
Mar 17	at Charlotte	*3b	3	2	1	0	1	0	0	0	0	0	1	0	0	0	0	0	3	1	.271
Mar 20	KENTUCKY	*3b	3	1	0	0	0	0	0	1	0	0	0	0	0	0	1	1	2	0	.258
Mar 23	UTSA-1	*3b	2	1	1	2	0	0	1	0	0	0	0	0	0	0	0	1	1	0	.266
Mar 23	UTSA-2	*3b	1	2	1	0	0	0	0	1	1	0	1	0	0	0	0	1	1	0	.277
Mar 24	UTSA	*3b	1	1	0	0	0	0	0	1	1	0	1	0	0	0	0	2	2	0	.273
Mar 26	at Longwood	*3b	2	1	1	0	1	0	0	0	0	1	0	0	0	0	0	1	3	1	.279
Mar 27	at James Madison	*3b	5	1	0	0	0	0	0	0	0	0	0	0	0	0	1	0	3	0	.260
Mar 30	at Southern Miss	*3b	2	2	2	1	1	1	0	1	0	0	1	0	0	0	0	1	3	0	.280
Mar 30	at Southern Miss-2	*3b	3	0	0	1	0	0	0	0	0	0	0	0	1	0	0	1	1	2	.269
Mar 31	at Southern Miss	*3b	3	0	0	0	0	0	0	0	0	0	0	0	0	0	2	1	3	0	.259
Apr 06	WKU-1	*3b	4	1	1	0	0	0	0	0	1	0	0	0	0	0	1	0	2	0	.259
Apr 06	WKU-2	*3b	2	1	1	0	0	0	0	1	0	0	1	0	0	0	0	2	2	1	.264
Apr 07	WKU	*3b	4	3	2	3	1	0	1	0	0	0	1	0	0	0	1	3	3	0	.275
Apr 13	at FIU-1	*3b	3	0	0	0	0	0	0	0	0	0	0	0	0	0	0	1	0	2	.266
Apr 13	at FIU-2	*3b	4	0	0	0	0	0	0	0	1	0	0	0	0	0	0	0	1	1	.255
Apr 14	at FIU	*3b	3	1	1	0	1	0	0	0	0	0	0	0	0	0	0	1	0	0	.257
Apr 19	LATECH-1	*3b	4	1	1	2	0	1	0	0	0	0	0	0	0	0	0	0	4	0	.257
Apr 19	LATECH-2	*3b	3	1	2	0	1	0	0	0	0	0	0	0	0	0	0	0	1	0	.269
Apr 20	LATECH	*3b	3	1	1	2	1	0	0	0	0	0	1	0	0	0	1	2	4	0	.270
Apr 23	LOUISVILLE	*3b	3	0	0	0	0	0	0	0	0	0	0	0	0	0	0	1	1	0	.263
Totals		41gs	114	31	30	23	7	6	4	9	6	0	16	2	1	0	17	42	81	13	.263

On base pct. .393 • Slugging pct. .535

Blakely Burch Career Stats

Year	avg	gp-gs	ab	r	h	2b	3b	hr	rbi	tb	slg%	bb	hbp	so	gdp	ob%	sf	sh	sb-att	po	a	e	fld%
2018	.220	48-43	118	12	26	5	1	0	11	33	.280	10	6	25	1	.311	1	2	11-15	103	69	8	.956
2019	.263	43-41	114	31	30	7	6	4	23	61	.535	9	16	17	0	.393	1	2	6-6	42	81	13	.904
TOTAL	.241	91-84	232	43	56	12	7	4	34	94	.405	19	22	42	1	.353	2	4	17-21	145	150	21	.934



77 Junior - Kailee Williamson P										Norco, California									
Career Highs										Season Highs									
IP: 7.0 (7x) last vs. UTSA 3/23/19										IP: 7.0 (5x) last vs. UTSA 3/23									
Ks: 9 vs. UTSA 3/23/19										Ks: 9 vs. UTSA 3/23									
2+ Strikeout Games: 43										2+ Strikeout Games: 18									
5+ Strikeout Games: 9										5+ Strikeout Games: 6									
10+ Strikeout Games:										10+ Strikeout Games:									
3+ Innings Pitched Games: 41										3+ Innings Pitched Games: 18									
5+ Innings Pitched Games: 21										5+ Innings Pitched Games: 11									
1st career win 2/17/17 vs B. Cookman 10-2										1st win of year 2/8 at San Diego 10-1									
1st career save 2/10/19 vs. Portland State										1st save of year 2/10 vs. Portland State									
Streaks:										1 Strikeout Career: 16 (2/16-3/30)									
Current: 2										2+ Strikeouts: 10 (2/16-3/16)									
Current: 1										Current: 1									
5+ Strikeouts: 1										Current: 0									
Current: 0										10+ Strikeouts:									
Season: Current:										3+ IP: 6 (2/23-3/16)									
Current: 0										Current: 0									
5+ IP: 3 (2/23-3/9)										Current: 0									

#77 WILLIAMSON, Kailee - 28 appearances (All games)

Date	Opponent	GS	IP	H	R	ER	BB	SO	2B	3B	HR	WP	BK	HBP	IBB	Score	W-L	Sv	ERA	NP
Feb 08	at San Diego	*	7.0	4	1	0	1	2	0	0	0	0	0	1	0	10-1	1-0	0	0.00	125
Feb 09	vs Cal Poly		0.2	1	0	0	0	0	0	0	0	0	0	0	0	6-5	1-0	0	0.00	3
Feb 09	vs UC Riverside		7.0	3	3	0	1	7	2	0	0	0	0	0	0	4-5	1-0	0	0.00	95
Feb 10	vs Portland State		2.1	1	0	0	0	1	0	0	0	0	0	1	0	7-4	1-0	1	0.00	26
Feb 15	vs EKU	*	4.0	6	2	2	0	0	0	0	1	0	0	1	0	5-2	1-0	1	0.67	73
Feb 16	vs Presbyterian	*	5.0	6	1	1	2	4	1	0	0	0	0	0	0	10-1	2-0	1	0.81	103
Feb 17	vs Towson		3.0	3	0	0	2	2	0	0	0	0	0	0	0	2-3	2-0	1	0.72	50
Feb 22	vs UMass Lowell	*	6.0	6	1	1	2	6	2	0	0	0	0	2	0	4-3	2-0	1	0.80	97
Feb 23	vs UNC Wilmington		2.0	2	1	1	1	4	1	0	1	0	0	0	0	11-5	2-0	1	0.95	31
Feb 23	at Charleston So.	*	5.0	1	0	0	3	5	0	0	0	1	0	0	0	10-0	3-0	1	0.83	89
Mar 02	RIDER-2	*	7.0	8	0	0	3	3	1	0	0	0	0	1	0	4-0	4-0	1	0.71	119
Mar 09	vs Lafayette	*	7.0	2	1	0	1	7	1	0	0	0	0	0	0	6-1	5-0	1	0.62	104
Mar 10	at George Mason	*	3.1	4	4	3	2	3	0	0	0	0	0	0	0	5-4	5-0	1	0.94	79
Mar 16	at Charlotte-1		3.0	3	2	2	0	2	1	0	0	0	0	0	0	7-5	5-0	2	1.12	49
Mar 16	at Charlotte-2	*	5.0	3	0	0	1	4	0	0	0	0	0	0	0	13-0	6-0	2	1.04	89
Mar 17	at Charlotte	*	1.1	5	4	4	1	1	1	1	0	0	0	0	0	6-11	6-0	2	1.43	31
Mar 20	KENTUCKY	*	2.1	5	8	7	4	2	1	0	1	0	0	1	0	4-9	6-1	2	2.07	80
Mar 23	UTSA-2	*	7.0	7	0	0	2	9	0	0	0	0	0	0	0	7-0	7-1	2	1.88	119
Mar 26	at Longwood		1.0	5	6	4	2	1	0	0	0	0	0	0	0	1-13	7-1	2	2.22	46
Mar 27	at James Madison		1.2	4	2	2	2	2	0	0	0	0	0	0	0	5-8	7-1	2	2.34	44
Mar 30	at Southern Miss-2	*	4.2	5	3	3	2	1	1	0	0	0	0	1	0	6-3	7-1	2	2.46	75
Mar 31	at Southern Miss		0.2	1	0	0	0	0	0	0	0	0	0	0	0	0-5	7-1	2	2.44	4
Apr 06	WKU-2	*	7.0	8	7	6	2	2	0	0	2	0	0	1	0	1-7	7-2	2	2.71	146
Apr 07	WKU		3.0	6	2	2	2	3	1	0	0	0	0	0	0	8-7	8-2	2	2.77	73
Apr 13	at FIU-2	*	6.2	4	5	5	6	6	0	0	1	0	0	0	0	1-5	8-3	2	2.93	132
Apr 19	LATECH-1		0.1	3	3	3	0	0	0	0	0	0	0	0	0	8-10	8-3	2	3.13	17
Apr 19	LATECH-2	*	3.2	5	2	2	3	1	2	0	0	0	0	0	0	10-2	8-3	2	3.15	73
Apr 20	LATECH		2.0	1	1	1	0	2	0	0	1	1	0	0	0	7-6	9-3	2	3.16	37
Totals			16	108.2	112	59	49	45	80	15	1	7	2	0	9	0 168-125	9-3	2	3.16	-

Kailee Williamson Career Stats

Year	avg	gp-gs	ab	r	h	2b	3b	hr	rbi	tb	slg%	bb	hbp	so	gdp	ob%	sf	sh	sb-att	po	a	e	fld%
2017	.000	3-3	0	0	0	0	0	0	0	0	.000	0	0	0	0	.000	0	0	0-0	1	7	0	1.000
2018	.000	0-0	0	0	0	0	0	0	0	0	.000	0	0	0	0	.000	0	0	0-0	1	21	0	1.000
2019	.000	0-0	0	0	0	0	0	0	0	0	.000	0	0	0	0	.000	0	0	0-0	7	19	1	.963
TOTAL	.000	3-3	0	0	0	0	0	0	0	0	.000	0	0	0	0	.000	0	0	0-0	9	47	1	.982
Year	era	w-l	app	gs	cq	sho	sv	ip	h	r	er	bb	so	2b	3b	hr	bf	bavg	wp	hbp	bk	sfa	sha
2017	4.09	5-2	19	11	1	0/0	0	37.2	47	30	22	17	23	12	2	2	190	.294	1	7	0	1	5
2018	3.77	8-9	34	19	2	1/0	0	104.0	114	74	56	64	65	17	2	13	514	.276	3	19	0	5	13
2019	3.16	9-3	28	16	9	4/0	2	108.2	112	59	49	45	80	15	1	7	490	.261	2	9	0	2	5
TOTAL	3.55	22-14	81	46	12	5/0	2	250.1	273	163	127	126	168	44	5	22	1194	.272	6	35	0	8	23



98 Senior - Briana Daiss INF

Clermont, Florida

Career Highs

At-Bats: 5 vs. Illinois 5/19/17
Runs: 3 vs. UMES 3/5/16
Hits: 3 (5x) last vs. SC State 3/3/17
RBI: 5 (3x) last vs. UTEP 3/12
2Bs: 1 (29x) last at Southern Miss 3/30/19
Triples: 1 (3x) last at UAB 4/3/16
HRs: 2 at Southern Miss 3/30/19
Walks: 3 vs. UTEP 3/12/16
SB: 1 (3x) last at Liberty 4/13/16

Season Highs

At-Bats: 4 (8x) last vs. WKU 4/7
Runs: 2 (2x) last at Southern Miss 3/30
Hits: 2 (4x) last at Southern Miss 3/30
RBI: 4 at Southern Miss 3/30
Doubles: 1 (5x) last at Southern Miss 3/30
Triples:
HRs: 2 at Southern Miss 3/30
Walks: 1 (2x) last vs. WKU 4/6
SB:

Career/Season

Grand Slams: 1/0
2+ Hit Games: 26/4
2+ HR Games: 1/1
2+ Runs Games: 7/2
2+ RBI Games: 29/6
1,000 Avg. Games (at least 2-2): 5/0
Hitting Streaks 5+ Games: 6/1
Hitting Streaks 10+ Games:
Career Long Hitting Streak: 8 ('16 & '17)
Season/Current Hit Streak: 5/0
Career Long OB Streak: 13 ('17)
Season/Current OB Streak: 10/0

#98 DAISS, Briana - 41 games (All games)

Date	Opponent	Pos	AB	R	H	RBI	2B	3B	HR	BB	SB	CS	HBP	SAC	SF	GDP	K	PO	A	E	Avg
Feb 08	vs UC Riverside	*dh	3	0	1	0	0	0	0	0	0	0	0	1	0	0	1	0	0	0	.333
Feb 09	vs Cal Poly	ph	1	0	1	1	0	0	0	0	0	0	0	0	0	0	0	0	0	0	.500
Feb 09	vs UC Riverside	*dh	4	0	1	0	0	0	0	0	0	0	0	0	0	0	0	0	0	0	.375
Feb 10	vs Portland State	ph	0	0	0	0	0	0	0	1	0	0	0	0	0	0	0	0	0	0	.375
Feb 15	vs EKU	ph	1	1	1	1	0	0	1	0	0	0	0	0	0	0	0	0	0	0	.444
Feb 15	at Coastal Carolina	*dh	2	0	1	0	0	0	0	0	0	0	1	0	0	0	0	0	0	0	.455
Feb 16	vs EKU	*dh	4	0	1	1	0	0	0	0	0	0	0	0	0	0	1	0	0	0	.400
Feb 16	vs Presbyterian	*dh	3	1	0	0	0	0	0	0	0	0	0	0	0	0	0	0	0	0	.333
Feb 17	vs Towson	*dh	3	0	0	0	0	0	0	0	0	0	0	0	0	0	1	0	0	0	.286
Feb 22	vs UMass Lowell	*dh	3	0	1	2	1	0	0	0	0	0	0	0	0	0	0	0	0	0	.292
Feb 22	vs Iowa State	*dh	3	0	0	0	0	0	0	0	0	0	0	0	0	0	0	0	0	0	.259
Feb 23	vs UNC Wilmington	*3b	3	1	0	0	0	0	0	0	0	0	1	0	0	0	0	0	3	0	.233
Feb 23	at Charleston So.	*3b	4	2	2	2	0	0	1	0	0	0	0	0	0	0	0	0	0	0	.265
Feb 24	vs Appalachian State	*3b	3	0	0	0	0	0	0	0	0	0	0	0	0	0	0	0	0	0	.243
Feb 27	OHIO BOBCATS	*dh	3	0	1	1	0	0	0	0	0	0	0	0	0	0	0	0	0	0	.250
Mar 02	RIDER-1	*dh	3	0	1	1	1	0	0	0	0	0	0	0	0	0	0	0	0	0	.256
Mar 02	RIDER-2	*dh	2	1	1	1	0	0	1	0	0	0	0	0	0	0	0	0	0	0	.267
Mar 03	RIDER	*dh	3	1	1	0	1	0	0	0	0	0	0	0	0	0	0	0	0	0	.271
Mar 09	vs Lafayette	*of	3	0	1	0	0	0	0	0	0	0	0	0	0	0	0	0	0	0	.275
Mar 10	vs Monmouth	*of	2	0	0	0	0	0	0	0	0	0	0	0	0	0	1	0	0	0	.264
Mar 10	at George Mason	*of	3	0	2	2	0	0	0	0	0	0	0	0	0	0	0	0	0	0	.286
Mar 16	at Charlotte-1	ph	1	0	0	0	0	0	0	0	0	0	0	0	0	0	0	0	0	0	.281
Mar 16	at Charlotte-2	*dh	4	0	1	0	0	0	0	0	0	0	0	0	0	0	0	0	0	0	.279
Mar 17	at Charlotte	*of/dh	4	1	0	0	0	0	0	0	0	0	0	0	0	0	0	0	0	0	.262
Mar 20	KENTUCKY	*of/of	4	0	1	2	0	0	0	0	0	0	0	0	0	0	1	2	0	1	.261
Mar 23	UTSA-1	*of	2	0	1	1	1	0	0	0	0	0	0	0	0	0	0	0	0	0	.268
Mar 23	UTSA-2	*of	3	1	1	2	0	0	1	0	0	0	0	0	0	0	0	1	0	0	.270
Mar 24	UTSA	*of/dh	3	1	0	0	0	0	0	0	0	0	0	0	0	0	1	0	0	0	.260
Mar 26	at Longwood	*of	2	0	0	0	0	0	0	0	0	0	0	0	0	0	1	0	0	0	.253
Mar 27	at James Madison	*of/dh	4	0	2	0	0	0	0	0	0	0	0	0	0	0	0	0	0	0	.265
Mar 30	at Southern Miss	dh	2	2	2	4	0	0	2	0	0	0	0	0	0	0	0	0	0	0	.282
Mar 30	at Southern Miss-2	*dh/ph	3	0	1	0	1	0	0	0	0	0	0	0	0	0	1	0	0	0	.284
Mar 31	at Southern Miss	*dh	3	0	0	0	0	0	0	0	0	0	0	0	0	0	0	0	0	0	.275
Apr 06	WKU-1	*dh	2	1	1	0	0	0	0	1	0	0	0	0	0	0	0	0	0	0	.280
Apr 06	WKU-2	*dh/of	4	0	0	0	0	0	0	0	0	0	0	0	0	0	0	0	0	0	.268
Apr 07	WKU	*of/dh	4	0	1	1	0	0	0	0	0	0	0	0	0	0	0	0	0	0	.267
Apr 13	at FIU-1	*of	2	0	0	0	0	0	0	0	0	0	0	0	0	0	2	0	0	0	.262
Apr 13	at FIU-2	ph	1	0	1	0	0	0	0	0	0	0	0	0	0	0	0	0	0	0	.269
Apr 19	LATECH-1	ph/dh	2	0	0	0	0	0	0	0	0	0	0	0	0	0	1	0	0	0	.264
Apr 20	LATECH	ph	1	0	1	1	0	0	0	0	0	0	0	0	0	0	0	0	0	0	.271
Apr 23	LOUISVILLE	ph	1	0	0	0	0	0	0	0	0	0	0	0	0	0	1	0	0	0	.269
Totals		32gs	108	13	29	23	5	0	6	2	0	0	2	1	0	0	12	3	3	1	.269

On base pct. .295 • Slugging pct. .481

Briana Daiss Career Stats

Year	avg	gp-gs	ab	r	h	2b	3b	hr	rbi	tb	slg%	bb	hbp	so	gdp	ob%	sf	sh	sb-att	po	a	e	fld%
2016	.290	56-55	169	20	49	9	3	10	44	94	.556	11	0	35	0	.330	2	0	3-3	253	14	13	.954
2017	.248	51-41	133	15	33	8	0	5	27	56	.421	3	2	18	0	.273	1	1	0-0	57	4	2	.968
2018	.252	44-40	119	11	30	7	0	5	22	52	.437	5	1	11	3	.281	3	3	0-0	170	6	2	.989
2019	.269	41-32	108	13	29	5	0	6	23	52	.481	2	2	12	0	.295	0	1	0-0	3	3	1	.857
TOTAL	.267	192-168	529	59	141	29	3	26	116	254	.480	21	5	76	3	.298	6	5	3-3	483	27	18	.966

2019 Marshall Thundering Herd TV/Radio Roster



00 Abigail Tolbert - Sr., P
Barboursville, W.Va.



1 Samantha Loose - Sr., INF
Anaheim Hills, Calif.



2 Brooke Burns - Jr., INF
Chapin, S.C.



3 Armani Brown - So., INF
Elk Grove, Calif.



4 Sierra Huerta - Jr., INF
Fillmore, Calif.



7 Ali Burdette - Sr., P/UT
Buffalo, W.Va.



10 Hannah Giammarino - Sr., OF
Amanda, Ohio



11 Carson Lyon - Fr., OF
Monroe, La.



14 Hayden Ellis - Sr., C
Ashville, Ohio



16 Abigail Estrada - Sr., OF
Torrance, Calif.



17 Chloe Lee - Fr., OF
Tampa, Fla.



21 Rachel Pennington - Fr., OF
West Hamlin, W.Va.



22 Caitlin Myers - Fr., C
Charles Town, W.Va.



23 Mya Stevenson - Fr., P/UT
Mesquite, Texas



27 Rachel Rousseau - So., OF
Morgantown, W.Va.



43 Aly Harrell - So., INF
Gahanna, Ohio



44 Katie Adams - So., C
Hurricane, W.Va.



55 Blakely Burch - Jr., INF
Live Oak, Fla.



77 Kailee Williamson - Jr., P
Norco, Calif.



98 Briana Daiss - Sr., INF
Clermont, Fla.



Head Coach
Megan Smith - 1st Season



Assistant Coach
Corey Lyon - 1st Season




Assistant Coach
Maddie Holub - 1st Season



Director of Operations
Madi Marshall - 1st Season



Athletic Trainer
Ryan Smith - 3rd Season



SID/Broadcaster
Scott Hall - 16th Season