



# M A R S H A L L THUNDERING HERD™



Marshall Sports Information • P.O. Box Box 1360 • Huntington, W.Va. 25701

Softball Contact: Scott Hall • hall133@marshall.edu

Office: 304-696-4662 • Cell: 540-539-2032

@HERDzone

## 2019 SCHEDULE: 14-5, 0-0 C-USA

### Date Opponent Time USD Tournament - San Diego, Calif.

2/8	UC-Riverside	W, 5-2
2/8	at San Diego	W, 10-1
2/9	Cal Poly	W, 6-5 (9 inn)
2/9	UC-Riverside	L, 5-4
2/10	Portland State	W, 7-4

### Battle at the Beach - Conway, S.C.

2/15	Eastern Kentucky	W, 5-2
2/15	at Coastal Carolina	L, 1-0
2/16	Eastern Kentucky	W, 8-4
2/16	Presbyterian	W, 10-1
2/17	Towson	L, 3-2

### Holy City Showdown - Charleston, S.C.

2/22	UMass-Lowell	W, 4-3 (8 inn)
2/22	Iowa State	L, 1-0
2/23	UNC-Wilmington	W, 11-5
2/23	Charleston Southern	W, 10-0 (5 inn)
2/24	Appalachian State	L, 2-1
2/27	Ohio	W, 8-0
3/2	Rider (DH)	W, 2-0 & W, 4-0
3/3	Rider	W, 10-2 (5 inn)

### Cherry Blossom Festival - Fairfax, Va.

3/8	Monmouth	1:30 PM
3/8	at George Mason	6:00 PM
3/9	Lafayette	11:00 AM
3/9	at George Mason	3:45 PM
3/10	Monmouth	11:00 AM
3/16	at Charlotte * DH	1:00 & 3:00 PM
3/17	at Charlotte *	12:00 PM
3/20	Kentucky	3:00 PM
3/23	UTSA * DH	1:00 & 3:00 PM
3/24	UTSA *	12:00 PM
3/26	at Longwood	6:00 PM
3/27	at James Madison	4:00 PM
3/30	at Southern Miss * DH	2:00 & 4:00 PM
3/31	at Southern Miss *	1:00 PM
4/6	WKU * DH	1:00 & 3:00 PM
4/7	WKU *	12:00 PM
4/13	at FIU * DH	4:00 & 6:00 PM
4/14	at FIU *	1:00 PM
4/19	Louisiana Tech * DH	1:00 & 3:00 PM
4/20	Louisiana Tech *	12:00 PM
4/23	Louisville	3:00 PM
4/27	at Middle Tennessee * DH	3:00 & 5:00 PM
4/28	at Middle Tennessee *	1:00 PM
4/30	at Morehead State DH	1:00 & 3:00 PM
5/1	Pittsburgh	2:00 PM
5/4	Florida Atlantic * DH	1:00 & 3:00 PM
5/5	Florida Atlantic *	1:00 PM

Conference USA Tournament  
May 8-11 in Birmingham, Ala.

#### Key

\* C-USA Game

Home Games at Dot Hicks Field in **Bold & Green**

All Times are Eastern

## The Journey of Team 26

### March 8-10 Cherry Blossom Festival

Monmouth: 2 all-time meetings, MU leads 2-0, last meeting 8-0 MU win on March 12, 2004



The Hawks are 5-5 to begin the season and have not played since Feb. 24, an 8-0 win over Rutgers. Three games at the Towson University Invite on March 2-3 were canceled. Also among Monmouth's five wins is a 2-0 decision over FIU in Miami on Feb. 23. The Hawks finished the 2018 season with a 32-16 record and won the Metro Atlantic Athletic Conference Tournament Championship and advanced the NCAA Regionals in Knoxville. Sophomore pitcher Alyssa Irons, already a 2-time MAAC Pitcher of the Week, has a 1.40 ERA and a 5-2 record. She has gone the distance in all seven games that she has appeared, pitched three shutouts and has 34 strikeouts in 45 innings of work. On offense as a team, the Hawks are batting .207. Kayla Rosado leads the team with a .357 average and 10 hits.

George Mason: 2 all-time meetings, series tied 1-1, last meeting an 8-5 MU win on Feb. 10, 2012



The Patriots come into the weekend 3-7 overall. George Mason faced some stiff competition to begin the year with losses to Ohio State, Ole Miss and UCF down in Orlando. The team bounced back going 3-2 at Madeira Beach with wins over Central Arkansas, Butler and Murray State. The Patriots have already had 6 games get canceled due to weather including four during this past weekend's home tournament, the Patriot Classic. As a team, the offense is hitting .206 and have just 11 extra base hits (6 2Bs & 5 HRs) out of 53. Junior Alyssa Lawton leads the team hitting .333 and senior Jess Curbeira leads with 9 hits and 3 doubles. In the circle, the staff ERA is 4.57. Junior Bekah Ansbro has a 4.39 ERA, 1-3 record and 21 strikeouts in 22.1 innings of work. Defensively, the Patriots have a .938 fielding percentage and have allowed 30 stolen bases.

Lafayette: First ever meeting



The Leopards come in with a 1-5 record and have lost out on four games with cancellations due to weather. The lone win for Lafayette to begin 2019 is a 7-3 victory over LaSalle. The Leopards dropped its last two contests 7-1 and 9-8 in a doubleheader against Elon. Lafayette is batting .225 as a team and is averaging nearly four runs per game (23 in 6 games). Sophomore Paige Grover leads the team batting .350, 7 hits, 6 runs scored, 2 2Bs and 1 HR. Grover is slugging .600 and a .409 OBP. Freshman Erin Scott is next hitting .294 with 3 2Bs out of 5 hits. In the circle, the team ERA is 7.20 while opponents are hitting .377 and have scored 38 runs. Freshman pitcher Kinzi Van Wyk has pitched the most innings (17.2) and has a 7.13 ERA, 1-4 record and 6 strikeouts. Stacy Gordon has a 9.84 ERA in 10.2 innings and Hannah Cook has a 3.15 ERA in 6.2 innings.

### Marshall Probable Starters (based on previous game)

Player	Avg.	AB	R	H	2B	3B	HR	RBI	BB (SB)
1. CF Hannah Giammarino	.304	46	15	14	2	1	3	14	10 (8)
2. 2B Armani Brown	.276	58	8	16	1	0	0	5	4 (2)
3. 1B Aly Harrell	.304	46	12	14	3	0	6	16	16 9HBP
4. RF Mya Stevenson	.340	47	12	16	2	0	6	13	6 (2)
5. C Katie Adams	.310	29	3	9	2	0	0	5	3
6. SS Sierra Huerta	.262	42	13	11	1	0	1	8	14 5HBP
7. DP Briana Daiss	.271	48	7	13	3	0	3	10	1
8. 3B Blakely Burch	.300	40	10	12	0	2	2	10	3 6HBP
9. LF Chloe Lee	.262	42	9	11	0	0	0	3	4 (10)
Pitching Staff (by innings pitched)									
Player	W-L	ERA	App	GS	CG	IP	R	ER	K
Abigail Tolbert	9-4	2.21	14	12	8	73.0	50	28	51
Kailee Williamson	4-0	0.71	11	6	4	49.0	9	5	34
Ali Burdette	1-0	0.00	1	0	0	3.0	2	0	2
Mya Stevenson	0-0	0.00	1	1	0	0.0	2	0	0

# General/Media Information

## #MUSB

### General Information

Location (Founded) .... Huntington, W.Va. (1837)  
Enrollment ..... 13,631  
Affiliation ..... NCAA Division I  
Conference ..... USA  
Nickname ..... Thundering Herd  
Colors ..... Kelly Green and White  
Mascot ..... Marco, The Buffalo  
President ..... Dr. Jerry A. Gilbert  
Athletics Director ..... Mike Hamrick  
Assoc. AD/SWA ..... Beatrice Crane Banford  
Home Field (Capacity) . Dot Hicks Field (1,000)

### Softball History

First Year ..... 1994  
All-Time Record ..... 758-630-3  
All-Time C-USA Record ..... 157-142-3  
C-USA Tourn. Appearances ..... 12  
C-USA Tourn. Record ..... 13-13

### Softball Staff

Head Coach ..... Megan Smith  
Alma Mater ..... North Carolina ['99]  
Year at Marshall ..... 1st  
Career Record ..... 407-270  
MU Record ..... 14-5  
Assistant Coach ..... Corey Lyon  
Previous School ..... UL-Monroe  
Year at Marshall ..... 1st  
Assistant Coach ..... Maddie Holub  
Alma Mater ..... [Fort Hays State '13]  
Year at Marshall ..... 1st  
Director of Operations ..... Madi Marshall  
Year at Marshall ..... 1st Staff/Played 4 yrs  
Athletic Trainer ..... Ryan Smith  
Year at Marshall ..... 3rd

### Softball Media

Softball Contact ..... Scott Hall  
Office Phone ..... 304-696-4662  
Cell Phone ..... 540-539-2032  
Email ..... hall133@marshall.edu  
Asst. AD, Media Relations ..... Jason Corriher  
Fax Number ..... 304-696-2325  
Mailing Address ..... 1801 Third Avenue  
..... Cam Henderson Center, Room 2035  
..... Huntington, W.Va. 25703  
Softball Office Phone ..... 304-696-4370  
Softball Facebook ..... facebook.com/herdsoftball  
Softball Twitter ..... @HerdSB  
Website ..... HerdZone.com  
Twitter ..... @HerdZone

### Radio

Tune in to 88.1 WMUL-FM for coverage all season long of Marshall Softball. Fans can tune in online at [www.marshall.edu/wmul](http://www.marshall.edu/wmul) by clicking one of the Live Streams on the front page. Select games in early season tournaments to be simulcast using Facebook Live.

### 2018 Team Facts

Letterwinners Returning/Lost ..... 12/7  
Starting Position Players Returning/Lost ..... 4/6  
Pitchers Returning/Lost ..... 3/1  
Newcomers ..... 8

### Key Returners

**Sr. P Abigail Tolbert** .....  
12-11/3.49 ERA/30 GS/10 CG/5 SHO/160.2 IP  
**Sr. P Ali Burdette** .....  
4-9/4.08 ERA/33 APP/91 IP/46 K  
**Sr. IF Briana Daiss** .....  
.252/40 GS/30 Hits/7 2B/5 HR/22 RBI/52 TB  
**Jr. IF Blakely Burch** .....  
.220/53 GS/26 Hits/12 R/5 2B/11 RBI/11 SB  
**Jr. P Kailee Williamson** .....  
8-9/3.77 ERA/34 APP/19 GS/104 IP/65 K  
**So. IF Aly Harrell** .....  
.350/42 Hits/10 2B/11 HR/41 RBI/23 BB/85 TB  
Conference USA Freshman of the Year

### Key Players Lost

**2018 Sr. INF Elicia D'Orazio** .....  
.348/63 Hits/42 R/44 SB/All-time leader in SB  
**2018 Sr. C Taylor McCord** .....  
.299/50 Hits/26 R/17 2B/5 HR/30 RBI/14 CS  
MU all-time leader in runners CS & Pickoffs  
**2018 Sr. OF Jordan Colliflower** .....  
.350/48 Hits/21 R/15 SB/23-game hit streak  
**2018 Sr. OF Eloise Tribolet** .....  
.279/31 Hits/15 R/10 SB/Robbed 2 HRs  
**2018 Fr. INF Grayson Radcliffe** .....  
.229/53 GS/30 Hits/16 R/6 2B/2 HR/15 RBI  
**2018 Fr. OF Wylie Glover** .....  
.239/23 GS/16 Hits/11 R/6 2B/SC Top 10 catch

### Newcomers

OF Hannah Giammarino - transfer from BGSU  
INF Brooke Burns - transfer from UNC  
INF Sierra Huerta - Moorpark College  
OF Carson Lyon - Sterlington, La.  
OF Chloe Lee - Tampa, Fla.  
OF Rachel Pennington - West Hamlin, W.Va.  
C Caitlin Myers - Charles Town, W.Va.  
P Mya Stevenson - Mequite, Texas

### Media Guidelines

**All** media requests for Marshall University softball must be coordinated with Scott Hall, Associate Director for Sports Information. To schedule an interview, please contact Scott through one of the means provided. Please keep in mind that class schedules, practices and travel days are subject to change, so it is important to make contact for an interview as soon as possible to ensure schedules do not conflict.

### Game Day

Access to players and coaches is limited on game day. Following the conclusion of games on a given day, media members will have access to players and coaches at a designated section of Dot Hicks Field. Press box space is limited. If you wish to cover a game from the box, please contact Scott Hall before the day of a game, in order to ensure seating.

Fans can tune in to 88.1 WMUL-FM and online at [www.marshall.edu/wmul](http://www.marshall.edu/wmul) for coverage of all the Marshall Softball games, and [www.cusatv.com](http://www.cusatv.com) for the live stream of the home games & Conference USA road games. Select early season tournaments with neutral games will be simulcast on Facebook Live through the team page.

Softball Social Media  
Twitter: @HerdSB @HerdZone  
Facebook: Marshall University Softball  
& Marshall University Athletics  
Instagram: HerdSB & HerdZone





# 2019 *THUNDERING HERD*™ Roster

No.	Name	Yr.	B/T	HT	Pos.	Hometown/Last School
00	Abigail Tolbert	Sr.	R/R	5-8	RHP	Barboursville, W.Va./Cabell Midland HS
1	Samantha Loose	Sr.	L/R	5-2	INF	Anaheim Hills, Calif./El Modena HS
2	Brooke Burns	Jr.	R/R	5-4	INF	Chapin, S.C./University of North Carolina
3	Armani Brown	So.	L/R	5-4	INF	Elk Grove, Calif./Cosumnes Oaks HS
4	Sierra Huerta	Jr.	R/R	5-5	INF	Fillmore, Calif./Moorpark College
7	Ali Burdette	Sr.	R/R	5-9	P/UT	Buffalo, W.Va./Buffalo HS
10	Hannah Giammarino	Sr.	R/R	5-5	OF	Amanda, Ohio/Bowling Green State University
11	Carson Lyon	Fr.	R/R	5-4	OF	Monroe, La./Sterlington HS
14	Hayden Ellis	Sr.	R/R	5-6	C	Ashville, Ohio/Teays Valley HS
16	Abigail Estrada	Sr.	L/R	5-3	OF	Torrance, Calif./West Torrance HS
17	Chloe Lee	Fr.	L/R	5-2	OF	Tampa, Fla./Wharton HS
21	Rachel Pennington	Fr.	R/R	5-6	OF	West Hamlin, W.Va./Lincoln County HS
22	Caitlin Myers	Fr.	R/R	5-6	C	Charles Town, W.Va./Washington HS
23	Mya Stevenson	Fr.	R/L	5-6	P/UT	Mequite, Texas/Mesquite Poteet HS
27	Rachel Rousseau	So.	R/R	5-8	OF	Morgantown, W.Va./University HS
43	Aly Harrell	So.	L/L	5-7	INF	Gahanna, Ohio/Gahanna Lincoln HS
44	Katie Adams	So.	L/R	5-6	C	Hurricane, W.Va./Hurricane HS
55	Blakely Burch	Jr.	R/R	5-6	INF	Live Oak, Fla./USC Upstate
77	Kailee Williamson	Jr.	R/R	5-4	RHP	Norco, Calif./Norco HS
98	Briana Daiss	Sr.	R/R	5-8	INF	Clermont, Fla./East Ridge HS

## Staff

Head Coach: Megan Smith (1st season)  
Assistant Coach: Corey Lyon (1st season)  
Assistant Coach: Maddie Holub (1st season)  
Director of Operations: Madi Marshall (1st season)  
Athletic Trainer: Ryan Smith (3rd season)

## Pronunciation Guide

Sierra HUERTA WHERE-tuh  
ALI BURDETTE AL-ee Burr-DEBT  
Hannah GIAMMARINO jam-a-REE-no  
Rachel ROUSSEAU ROO-sew  
Briana DAISS Dice


Maddie HOLUB Hall-ubb







# Marshall Softball Talking Points




## #00 Abigail Tolbert, Sr., P, Barbourville, W.Va.

- Tied for 12th in team history with 21 wins.
- Leads the team with a 9-4 record, starts (12), strikeouts (51) and appearances (14).
- Earned a win in season-opener against UC-Riverside.
- Pitched a 1-hitter in the 1-0 loss to Iowa State (2/22).
- Career-high 8 Ks in 2-1 loss to Appalachian State (2/24).
- Won last 3 starts vs. Ohio & Rider (twice). Allowed just 1 earned run for a 0.41 ERA, 15 Ks in 17 innings last week.
- Tied career-best with 8 Ks in shutout win over Rider (3/2).
- Led team in 2018 in app. (39), GS (30), ERA (3.49), wins (12), CG (10), shutouts (5), IP (160.2) & strikeouts (86).
- Earned complete-game shutout with 7 Ks against (RV) James Madison (April 18).



## #7 Ali Burdette, Sr., P/UT, Buffalo, W.Va.

- All-around athlete that can pitch and hit.
- Came on in relief for the final 3 innings against Cal Poly, pitching the 7th, 8th and 9th to earn 1st win of the season. Allowed four hits, two unearned runs and struck out 2.
- Made 33 appearances in 2018 with 5 starts in the circle.
- Totaled 91 innings with 46 Ks and a 4.08 ERA.
- 2018 Record of 4-9 with 1 save.
- Came on in relief against No. 10 Tennessee (Feb. 18), pitched 6 innings, spread out 7 hits, allowed just 2 runs, struck out 4 and had 5 assists.
- Hit 2-RBI double at Louisville (May 2).
- 2018 C-USA Commissioner's Honor Roll & NFCA All-America Scholar Athlete.



## #10 Hannah Giammarino, Sr., OF, Amanda, Ohio

- 2nd on the team with 14 hits, 14 RBI & 8 SBs.
- 1st start in Herd uniform against San Diego (Feb. 8).
- Threw out 2 runners at home to save game for MU vs. Cal Poly (Feb. 9). Bottom of 7th & then bottom of 8th. Both would have been game-winners. Scored go-ahead run in 9th.
- Hit RBI triple & scored twice vs. Portland State (Feb. 10).
- Smashed 1st home run with the Herd and 4th collegiate homer in win over ECU and had 4 RBI on 2 hits.
- Became 16th player in MU history with 3 steals in a game, vs. Rider (3/3).
- Played in 98 games with 79 starts while at Bowling Green.
- Played HS & travel ball with Hayden Ellis.



## #14 Hayden Ellis, Sr., C, Ashville, Ohio

- Has appeared in 18 games with 14 starts at catcher.
- Career high 7 RBI this season.
- Had 2 sac flies in win over Cal Poly (Feb. 9) 1st & 8th innings.
- Recorded Herd's lone hit vs. Iowa State with a 2B in the 5th.
- Executed perfect squeeze bunt vs. UNCW that scored Loose.
- Only appeared in 10 games with 5 starts in 2018, missing most of the season due to a left shoulder injury.
- 13 of 23 career hits have gone for extra bases: 11 doubles, 1 triple & 1 home run. Hit triple vs. La Tech in 2016 C-USA Tourn. and HR at Liberty in 2016.
- 3-time recipient of the C-USA Academic Medal, 3-time C-USA Commissioner's Honor Roll & 3-time NFCA All-America Scholar Athlete.



## #16 Abigail Estrada, Sr., OF, Torrance, Calif.

- Has played in 16 games with 4 starts in the OF.
- Base hit & a stolen base in start vs. UC-Riverside (Feb. 8).
- Legged out bunt 1B & scored a run vs. UNCW (2/23).
- Was awarded the 2018 Herdspy for Olympic Sports Moment of the Year with walkoff base hit vs. DePaul in the 2017 NCAA Regionals.
- 153 career games with 76 starts. 49 hits, 42 runs, 27 SB.
- 3-time recipient of the C-USA Academic Medal, 3-time C-USA Commissioner's Honor Roll & 3-time NFCA All-America Scholar Athlete.
- Appeared in 45 games with 17 starts during 2018.
- Was 2-for-3 at the plate with three runs scored in win over Missouri (Feb. 17).



## #98 Briana Daiss, Sr., IF, Clermont, Fla.

- Has played in 18 games with 15 starts: 12 DP, 3 3B.
- One of 9 players in team history with 20+ HRs & 100+ RBI.
- T8th in career HRs with 23, and 11th with 103 career RBI.
- Reached 100th career RBI with 2-run HR at Charleston Southern (2/23).
- Hit 1st HR of season in bottom 6th vs. ECU (2/15).
- RBI 1B to give MU 2-run lead over ECU (2/16) in 4th inning.
- In 2018 appeared in 44 games with 40 starts: 23 starts at 1B & 17 starts as DP.
- Hit 2 homers and drove in 6 runs during series vs. FIU (2018).
- Only player in program history to begin collegiate career with a walkoff HR in 1st career plate appearance. Feb. 14, 2016 vs. Alabama State with a PH 2-run HR in the 8th.



## #2 Brooke Burns, Jr., IF, Chapin, S.C.

- Appeared in 1st game with Herd to pinch run at San Diego (Feb. 8) and scored a run.
- Key addition with transfer from UNC Tar Heels.
- Played in 38 games over 2 seasons at UNC, just 8 appearances in 2018 dealing with injury.
- As a freshman, scored go-ahead run as a PR vs. NC State in bottom of 5th in ACC semifinals.
- Recorded 1st career hit vs. Campbell in 2018 regular season finale.
- 4-time All-State selection at Chapin HS (Chapin, S.C.)
- Bat over .400 every season, set school record with 51 RBI as a junior.
- 2015 finalist for South Carolina Player of the Year.



## #4 Sierra Huerta, Jr., IF, Fillmore, Calif.

- Started in all 19 games at SS.
- 2nd on the team with 14 BBs & .484 OB %
- Recorded 1st hit for the Herd in season-opener vs. UC-Riverside (Feb. 8).
- Reached base safely in the first 9 games of year.
- Belted 1st Div. I HR with a grand slam in 1st inn. vs. Presbyterian (2/16).
- Drew 4 BBs and 2 HBPs during Holy City Showdown.
- Hit 2B vs. UMass-Lowell (2/22), 1st 2B with MUSB.
- 1st Herd SS to wear #4 since MU Hall of Famer Jessica Williams (2003-06).
- Finished JUCO career with a .469 avg., 100 hits, 107 RBI, 75 runs, 28 2Bs, 17 Hs, slugged .859 & OB% of .526.



## #55 Blakely Burch, Jr., IF, Live Oak, Fla.

- Has played in 17 games with 15 starts at 3rd.
- Reached base safely in all 5 games at USD Tourn.
- HBP twice & scored twice vs. Cal Poly (Feb. 9).
- Hit 1st career HR during 2-hit, 2-RBI game vs. Towson (2/17).
- Hit .556, 5 hits, 1 3B, 1 HR, 6 RBI, 1.111 Slug % and .600 OB % over the last four games.
- 3-for-3 with 2 runs & 3 RBI in Sunday win over Rider (3/3).
- Reached base safely in 19-straight games in 2018 (March 21-April 21).
- Recorded 1st hit for MU in season-opener at No. 13 Auburn.
- Scored game-winning run in bottom of 7th vs. FIU (March 30).
- Made cross-diamond throw from her knees by 3rd base line vs. JMU to complete out.



## #77 Kailee Williamson, Jr., P, Norco, Calif.

- 13th in the nation with a 0.71 ERA.
- Pitched a great weekend at USD Tournament with 4 app., 1 start, a 0.00 ERA in 17 inn., 9 hits, 4 unearned runs, & 10 Ks.
- 1st start of season vs. San Diego (Feb. 8) & allowed 4 hits, 1 unearned run and 2 Ks in 10-1 complete-game victory.
- Earned 1st career save with 2.1 innings of relief, 1 hit and no runs allowed vs. Portland State.
- Leads team with 0.71 ERA, has a 4-0 record & 34 Ks.
- Pitched complete-game, 1-hitter shutout at Charleston Southern (2/23).
- Has 122 career strikeouts and 17 wins.
- 1st 3 wins of 2019 came with 10 runs of run support from Herd offense (San Diego, Presbyterian & Charleston Southern).



## #3 Armani Brown, So., IF, Elk Grove, Calif.

- 17 games at 2B. Tied for team lead with 16 hits.
- Four multi-hit games in 2019.
- Hit .364 during USD weekend with 8 hits, 3 runs, & 3 RBI.
- Made great defensive plays & started a DP that ended the game against Portland State (Feb. 10).
- Began season with 6-game hitting streak, 10 total going back to 2018 with hits in 4-straight before knee injury.
- 3-of-4 with 1 run, 1 RBI and 1 SB vs. UCR (Feb. 8).
- Career-high 2 RBI in win over Rider (3/3).
- Appeared in 6 games with 4 starts in 2018. Missed most of the season due to knee injury. Finished with 5 hits & .357 average.
- Made Herd debut as a pinch runner at No. 13 Auburn.
- 1st career hit in 1st start vs. Tennessee Tech in 2018.





# Marshall Softball Talking Points



## #27 Rachel Rousseau, So., OF, Morgantown, W.Va.

- Will miss some time with a hand injury. Last played vs. Portland State (2/10).
- Opened season with three-straight games with 2 hits.
- 2 2Bs, 2 runs, 2 RBI & 1 BB in season-opener vs. UCR (Feb. 8).
- 3 2Bs out of 6 total hits to begin the season.
- Made diving catch to end 3rd inning vs. San Diego (Feb. 8).
- Snagged hard line drive to deep left in 9th vs. Cal Poly (Feb. 9).
- Hit go-ahead pinch hit, RBI 2B in top of 8th in game two win at WKU (April 21, 2018), then scored to give 2-run lead.
- 2018 Hit pinch hit, walkoff 2-run double in game two win over MTSU on senior day (May 6, 2018).
- Named to C-USA Commissioner's Honor Roll and earned Academic Medal.



## Preseason All-Conference Selection

## #43 Aly Harrell, So. IF, Gahanna, Ohio

- Started all 19 games in 2019.
- T23rd in the country in BBs per game (0.84) and T8th with HBPs per game (0.47).
- Hitting .304 with 14 hits, 16 RBI, 6 HRs, 16 BBs, 9 HBP, Slg % .761, OB % .549.
- Had a .773 OB% during USD Weekend after 11 BBs & 2 HBP while finishing with just 9 total ABs.
- 1st HR of 2019 vs. ECU (2/15) & then hit career-high 2 HRs vs. Presbyterian with 4 RBI.
- Named Conference USA Freshman of the Year, All-Conference USA 1st Team, All-Freshman Team and NFCA Mid-East All-Region Third Team.
- Set program record for most HRs by a Herd freshman (11).



## #44 Katie Adams, So. C, Hurricane, W.Va.

- Has played in 14 games with 10 starts: 5 DP & 5 Catcher
- Drove in 1st of the game for Marshall in 3-straight wins: UNCW, Charleston Southern & Ohio.
- Batting .310 with 9 hits, 2 2Bs & 5 RBI.
- Threw out a runner in start at Catcher vs. UCF (Feb. 9).
- 2-of-4 with a run & 2 RBI at Charleston Southern (2/23).
- in 2018, 30 games played with 9 starts; 4 at C, 3 at DP, 2 at 1B.
- Finished with 9 hits, 2 doubles, 4 runs, 3 RBI
- Recorded 1st career hit with a 2B vs. Tennessee Tech (Feb. 10).
- Went 2-for-4 with a run & a SB in win over Missouri (Feb. 17).
- Was just third player in program history to be intentionally walked twice in a single game at FGCU (March 21).
- Named C-USA Commissioner's Honor Roll.



## #11 Carson Lyon, Fr., OF, Monroe, La.

- Will sit out 2019 season due to knee injury.
- Daughter of assistant coach Corey Lyon.
- Played at Sterling High School.
- 4-time all-district honors as 2nd team IF (2015), 2nd team OF (2016), 1st team IF (2017), 1st team OF (2018).
- 2017 named All-NELA and team finished 2A Runner-up.
- 2018 named 1st team All-Parish, 1st team All-NELA & All-State
- Heavily involved in clubs: National Hispanic Honor Society, Student Council, Beta Club, Character Counts, Spanish Club, FCA & was a teacher's aid for kids with special needs.
- Older sister Cheyanne played softball four years at UL-Monroe.



## #17 Chloe Lee, Fr., OF, Tampa, Fla.

- Has played all 19 games with 16 starts. Leads MU with 10 SBs.
- 1st career hit in 1st career AB vs. UCR (Feb. 8).
- Hit .353 USD weekend, 6 hits, 2 runs, 2 RBI, 2 BBs & 3 SBs.
- Was 3-for-3 with a run, RBI & 2 SBs vs. Portland St. (Feb. 10).
- Drew 2 BBs & 2 SBs in win over Presbyterian (2/16).
- Hit .400 during Holy City Showdown & scored 4 runs, including MU's lone run vs. Appalachian State (2/24).
- Led Wharton HS in stolen bases all four years.
- 2-time All-Conference selection in Hillsborough County 8A
- Led HS to 1st district championship during junior year.
- Named HS Offensive MVP after sophomore season batting .431, 31 hits, 31 runs and .512 OB%.



## #21 Rachel Pennington, Fr., OF, West Hamlin, W.Va.

- Appeared in 13 games mostly as a pinch runner: 4 runs & 5 SBs
- Earned 1st career start in game 2 vs. Rider (3/2).
- Appeared as a pinch runner in 4 games at USD Tournament.
- Stole 2 bases and scored two runs during weekend.
- Stole 1st collegiate base in 4th inning vs. UCR (Feb. 8).
- Scored 1st collegiate run vs. UCR (Feb. 9).
- Stole a base & scored in win over Portland State (Feb. 10).
- Scored in bottom of 6th vs. UMass-Lowell (2/22).
- Attended Lincoln County HS and hit .602 during senior year.
- Stole 60 bases in 32 games during senior year to become school's all-time steals leader, & set the record on senior night, despite missing freshman season due to injury.
- Played travel ball with current teammate Katie Adams.



## #22 Caitlin Myers, Fr., C, Charles Town, W.Va.

- Has appeared in 3 games.
- Made 1st collegiate appearance with AB and inning at catcher vs. Presbyterian (2/16).
- Drew a BB in 7-pitch PH at-bat vs. Towson in 7th inn. (2/17).
- Finished prep career at Washington HS as all-time leader in RBI (73), 2Bs (28), 3Bs (12) & HRs (7). Hit .429 as a senior.
- Holds school single season records for 2Bs (12) & 3Bs (5).
- 5-time All-EPAC honors: four 1st team selections (2014, 2016-18) & one 2nd team (2015).
- Team won EPAC (Eastern Panhandle Athletic Conference) Championship in 2017.
- Won WVSSAC AAA Sectional & Regional championships in 2017 & 18. 3rd in states (2017), 4th in states (2018).



## #23 Mya Stevenson, Fr., P/UT, Mesquite, Texas

- Hit WALK-OFF 2-run HR in 8th vs. UMass-Lowell (2/22).
- 17 games and 16 starts including 13 in RF.
- Hitting .340 with 16 hits, 12 runs, 6 HRs & 13 RBI.
- 2-for-3 with 2 runs, 1 RBI & 1 BB in 1st collegiate game vs. San Diego (Feb. 8).
- 1st appearance in circle was start vs. UCR (Feb. 9).
- Hit .538 during Battle at the Beach Tournament (Feb. 15-17) with 7 hits and 1st 2 career HRs.
- 1st career HR vs. ECU (2/15) & 2nd HR the next day vs. Presbyterian (2/16).
- Hit 4th HR at Charleston Southern on her birthday (2/23)
- Pitcher & hitter, set career records at Mequite Poteet HS for strikeouts (737), HRs (36).







# Marshall Softball Talking Points-Coaches



## Head Coach Megan Smith, 1st Season Overall Division I record: 328-229/Overall Collegiate Record: 407-270

- Hired on July 25, 2018
- Won 1st game with the Herd in MU debut vs. UC-Riverside, 5-2 win (Feb. 8).Went 4-1 during the first tournament at the helm for Marshall.
- Earned 400th career coaching win Feb. 16, 2019 with 10-1 victory over Presbyterian. Herd also tied single-game, program record with 5 HRs in the win.
- Spent the past nine seasons as the head coach at Kansas University. Recorded six 30+ win seasons including a 40-15 mark in 2015. Finished with 273 wins.
- Took the Jayhawks to NCAA Regionals in 2014 & 2015. In 2015 the team spent 7-consecutive weeks ranked in the top 25.
- Kansas led the Big 12 and the nation with a conference record .345 batting average. Also set team records with a .979 fielding percentage in 2014 (2nd highest nationally), and 60 home runs in 2011.
- Team sported a 20-game winning streak in 2012.
- Boasted an 11.5 game won-loss record improvement in 2011 from the year before, the 16th-best turnaround in NCAA history. Kansas opened the season with a 26-3 record, the best start in program history.
- While at Kansas, the Jayhawks had one All-American, one Academic All-American, 20 All-Big 12 selections, 20 NFCA All-Region selections, 50 All-Big 12 Academic Team honorees, three Big 12 Scholar Athletes of the Year and three players taken in the NPF Draft.
- Actually coached against Marshall in her first season at Kansas, during the Florida Lipton Invitational hosted by the Florida Gators. Marshall won the first matchup 7-3 on Feb. 19 and then the Jayhawks won the second contest, also by a score of 7-3, on Feb. 21.
- Started the softball program at Western Carolina and finished with a 41-20 record in the first season (2006) and a 16-4 Southern Conference mark and was named SoCon Coach of the Year. The Catamounts won the regular season title along with 6 players named all-conference (5 1st team), 2 All-Region 2nd team and the 2006 Pitcher of the Year (Mendy McKenzie). Western Carolina broke the conference single season home run record with 81 and were ranked 3rd in the country in home runs per game, 14th in slugging percentage and 19th in scoring.
- Spent two seasons as the head coach at Young Harris and had a 79-41 record. Finished as the NJCAA Regional Runner-up both years.
- Prior to coaching at Kansas, spent three seasons as an assistant at LSU under Yvette Girouard. Tigers won the 2007 SEC Tournament, the Stanford Regional in the NCAA Tournament and finished the year with 55 wins. LSU ended the regular season 3rd in the ESPN/USA Today Poll.
- Also was an assistant coach at Charlotte in 2003 and for her alma mater UNC in 2004. The Tar Heels made the NCAA Tournament (Waco regional) that season.
- Played third base at UNC for Donna J. Papa from 1996-99. Still listed fifth all-time in career assists with 380. Team finished first in the ACC in 1996 and 1998. Won 30+ games in a season three times, record of 125-106 during playing days.
- Also played against Marshall three times as a player at UNC. The Tar Heels won two of the three games. UNC won the first 3-2 on Feb. 25, 1996. Marshall won the second, 1-0, Feb. 21, 1997. UNC took the third one, 8-0 on March 14, 1997.



## Assistant Coach Corey Lyon, 1st Season (Coaching 3rd base)

- Hired on Aug. 8, 2018
- Spent the past four seasons as the head coach at UL-Monroe.
- Warhawks totaled 111 wins including two 30+ win seasons.
- During tenure had 10 players named to the All-Sun Belt Conference teams, two NFCA All-Region selections and six players chosen by the Louisiana Sports Writers Association for All-Louisiana recognition.
- Team earned the Sun Belt Conference Team GPA Award in 2015 & 2016.
- Broke several school offensive records including team batting average, RBI in a season, runs scored in a season, hit by pitches in a season, team slugging percentage, on base percentage and most runs scored in a game.
- Finished 2018 season in the top 30 in the nation in batting average, scoring and stolen bases.
- In 2015, UL-Monroe finished second in the country with 143 stolen bases. Just 10 steals behind Marshall for the top spot.
- Also coached at Southern Arkansas University (2011-14) and led program to its first winning season in 9 years. His 90 wins in 3 years was the most in program history over a 3-year span. The Lady Muleriders set 31 school records and won the 2014 Great American Conference Tournament to qualify for the 1st Division II NCAA Tournament in program history.
- Previous coaching experience includes four seasons at Paris Junior College (Texas) where he compiled a 125-53 record.



## Assistant Coach Maddie Holub, 1st Season (Coaching 1st Base)

- Hired on Aug. 22, 2018
- Spent the past four seasons as the pitching coach at Saint Leo University (Saint Leo, Fla.).
- Helped the Lions to back-to-back NCAA Division II postseason appearances and reached the World Series in 2018.
- Saint Leo never won fewer than 37 games during her tenure.
- Coached Stephanie Adkins who won back-to-back Sunshine State Conference Pitcher of the Year honors.
- Team also featured five pitchers in a three-year span named all-conference.
- Her pitching staff ERAs stayed below 2.04 during all four years. Highlighted by a 0.93 staff ERA in 2016 that garnered the National Statistical Championship.
- Team averaged 16 shutouts per season.
- Prior to Saint Leo, Maddie coached at Fort Hays State, her alma mater. The Tigers were ranked as high as No. 13 in the country during time on staff.
- Also coached overseas in Collecchio, Italy with the Collecchio Softball 17U and 10U squads.
- Still holds career records at Fort Hays State as a pitcher and hitter with hits (255), runs scored (183), RBI (160), home runs (46), wins (77) and strikeouts (974). Her name also appears in many other top-10 categories.
- She tossed 7 no-hitter and shared in an 8th. Contributed to 2 perfect games.
- 4-time all-conference honors as well as the Mid-America Intercollegiate Athletics Association Player and Pitcher of the Year as a senior in 2013.



## Director of Operations Madi Marshall, 1st season

- First season on staff with the Herd after playing four years for the Green & White.
- Named the 2018 Warrior Award Winner named in honor of former teammate Emileigh Cooper. The award is given each year to the player who best personifies the qualities that Cooper established as a member of the Herd from 2012-15.
- Won the 2018 Herdsby for Perseverance.
- Three-time NFCA All-America Scholar Athlete.
- Four-time Conference USA Academic Medalist and four-time member of the C-USA Commissioner's Honor Roll.
- Appeared in 153 career games with 57 starts. Experience playing at second, outfield, designated player, pinch hitter and pinch runner.
- Finished with 38 hits, 50 runs scored, 7 doubles, 1 triple, 1 home run, 23 RBI and 7 stolen bases.
- Lone home run was a grand slam at home against FIU in 2016.
- Set a Herd pinch-running record scoring a run in 10-consecutive games in 2017, all Marshall wins.
- Hit pinch hit 2 RBI triple against Kent State in 2018.
- Had a career-best 6-game hitting streak (Feb. 28-March 4, 2018) and bat .500 during that span.
- Hit three doubles during the Carolina Classic in 2018.



# HERD NOTES

## Last Time Out: Home Opener vs. Ohio & 3-game series with Rider - Marshall finished 4-0

It was a great start at home for the Herd at Dot Hicks Field, where Marshall has had a winning record over the last eight years. The Herd began with an 8-0 win over the Ohio Bobcats in front of a large crowd on a warm February afternoon. Marshall kept it going against the Rider Broncos despite temperatures dropping and a nice mix of rain/sleet/snow and freezing rain falling on Sunday for the final game of the series.

The Herd delivered with power against the Bobcats as sophomore **Katie Adams** got the scoring started in the first inning with a 2-run double, that was about one foot away from being her first career home run. Marshall scored five runs in the first inning to break the game open. The Herd added a solo home run from sophomore **Aly Harrell** in the second, another solo shot from junior **Blakely Burch** in the third and finally a third homer in the fourth from freshman **Mya Stevenson**. Senior **Abigail Tolbert** pitched the five-inning, complete-game shutout striking out five.

The series with the Rider Broncos saw the Marshall offense struggle in the first two games. The Herd took the game one, 2-0, but only generated three hits. Marshall received great pitching from Tolbert, who tied a career-high with eight strikeouts, and solid defensive play. In the second game, Marshall was out-hit 8-4, but the defense stepped up again and junior pitcher **Kailee Williamson** made some great pitches when it mattered the most as the Herd won 4-0. The Broncos stranded 10 runners on base and it marked three-straight shutouts for the Herd. The Marshall offense scored all of its runs from the long ball again. Harrell, Stevenson and senior **Briana Daiss** totaled three home runs, the fifth game of the season for Marshall with at least three homers.

With very adverse conditions for the series finale, Marshall's bats heated up coming through with 10 runs on nine hits, as the Herd won 10-2 in five innings. Burch led the way going 3-for-3 at the plate with two runs, three RBI and her second triple of the year. Senior **Hannah Giammarino**, batting in the leadoff spot, got on base three times with one hit and two walks, stole three bases, scored three times and drove in two runs. Junior **Sierra Huerta** also delivered with two hits and scored twice. Tolbert was back in the circle and allowed one earned run and just three hits while picking up her ninth win of the year.

## A Great Start in the Circle

Senior Abigail Tolbert and junior Kailee Williamson have been excellent in the circle for the Herd to begin the season. Both pitchers saw an increased role in 2018 after the graduation of 2017 Conference USA Pitcher of the Year Jordan Dixon. Tolbert had pitched just one inning through her first two years and Marshall. In 2018, the right-hander led the Herd with 160.2 innings pitched, a 3.49 ERA, 12-11 record, 39 appearances, 30 starts, 10 complete games and 86 strikeouts. Williamson had thrown 37.2 innings during her freshman season in 2017. Her workload increased in 2018 to 104 innings, a 3.77 ERA, 8-9 record, 34 appearances, 19 starts, two complete games and 65 strikeouts. Now in 2019, under pitching coach Maddie Holub, Tolbert and Williamson have turned in great performances. Tolbert already has nine wins and 51 strikeouts in 73 innings. The senior has started 12 games and gone the distance eight times, pitched two shutouts and has a 2.21 ERA. Williamson is 4-0 and is currently 13th in the country with a 0.71 ERA. The junior has 34 strikeouts in 49 innings, four complete games and two shutouts. Senior Ali Burdette has been slowed by an early season injury but earned a win while coming on in relief in the Herd's extra-inning victory over Cal Poly. The staff ERA after the first 19 games of the year sits a 1.57 and opponents are hitting just .204. Marshall's record for the lowest staff ERA at the end of a season came in 2000, with a 1.23 ERA as the Herd won the MAC East Division, and was led by Marshall Hall of Famer Sara Gulla.

The Herd's string of back-to-back-to-back games of shutouts against Ohio and twice versus Rider, marked the first time since May 5-6, 2012 that Marshall pitched three-straight shutouts. In 2012, the Herd shut down the UCF Knights through the three-game series. Earlier that season, Marshall also blanked the Memphis Tigers during the three-game series, March 17-18.

## Defense Picks Up

After a rough start on the field defensively for the Herd, the Marshall defense has been getting better. The Herd recorded 18 errors in the first five games at the USD Tournament. However, over the last 14 contests Marshall has committed just 10 errors. The team came through with a 29 inning errorless streak, Feb. 17-23, tied for the fourth longest streak in program history since 2000. The program record is 41 consecutive errorless innings from March 21-April 8, 2009. Marshall has not committed more than two errors in a game during the past 14 games, and has only had two errors three times, with just one game being a loss, 3-2 to Towson.

## Welcome to the 100 RBI Club - Briana "Tink" Daiss

Senior Briana Daiss added her name a little further into the Marshall record books in the second inning against Charleston Southern. The Clermont, Fla., native hit her 22nd career home run and reached 100 career RBI. Daiss is just the ninth player in program history to have 20+ home runs and 100+ RBI in a career. Tink began her career with 44 runs driven in, third most for a freshman at Marshall.

## The Marshall Softball 100 RBI Club

1. Rachel Folden - 196
2. Shaelynn Braxton - 171
3. Samantha Rodriguez - 143
4. Amanda Williams - 142
5. Jazmine Valle - 138
6. Leigh Wintter - 126
7. Taylor McCord - 124
8. Rebecca Gamby - 105
9. Alianna Telles - 104
- Morgan Zerkle - 104
- 11. Briana Daiss - 103**

## You Get a Home Run, You Get a Home Run, You Get a Home Run

After not hitting a home run during the opening weekend, Marshall belted 10 at the Battle at the Beach, coming from six different players. Sophomore **Aly Harrell** got it all started in the first game against ECU. In the bottom of the sixth, freshman **Mya Stevenson** went deep with a towering shot to the top of the light post in left and then senior **Briana Daiss** sent a laser out to left-center, the 21st home run of her career, for back-to-back shots. It was Marshall's first back-to-back homers since April 14, 2017 as **Taylor McCord** and **Shaelynn Braxton** teamed up at FIU. The next day, senior **Hannah Giammarino** added her name to the home run column with a two-run shot in the Herd's second game of the weekend against ECU. The party really exploded in the Saturday nightcap against Presbyterian as Marshall tied a program single-game record with five homers. Junior **Sierra Huerta** put her name up with a grand slam for her first Division I homer in the first inning. Harrell added her second of the season in the second inning. Then Harrell showed why so many pitchers this season have opted to walk or hit her (13 walks & 6 HBPs), with her second of the game and third of the season in the fourth. Stevenson then made it back-to-back days with back-to-back home runs as she cranked her second of the year right after Harrell's bomb. Giammarino hit the fifth of the game in the fifth inning for her second of the year as well. Junior **Blakely Burch** was the last to add her name to the home run party with a two-run shot in the sixth inning in the final game against Towson.

## Season Home Runs National Rankings Update:

Aly Harrell & Mya Stevenson tied for 20th with 6  
Stevenson tied for 36th in HR/Game 0.35

## Harrell Takes Another Walk to First

This was a phrase that was said numerous times throughout the opening weekend as teams showed a little fear in attempting to pitch to sophomore **Aly Harrell**. The reigning Conference USA Freshman of the Year finished the





# HERD NOTES Continued

weekend with more free passes than official at-bats. Harrell was walked 11 times (none by intentional walk) and hit by two pitches while registering just nine at-bats in 22 total plate appearances, good for an astounding on-base percentage of .773. In the first game, Harrell was walked once and hit by two pitches. She was then walked twice against San Diego, three times versus Cal Poly and UC-Riverside and finished with two more walks against Portland State. The power-hitting lefty was walked 23 times all of last season and set the program record for consecutive games with at least one walk at eight-straight. However, during that streak Harrell was walked just 10 times. Marshall's record for most walks in a season is 51 by four-time All-American **Rachel Folden** in 2007 & it took 18 games before Folden recorded her first 11 walks. However, Folden did have a 6-game stretch from April 14-21 in which she was walked 13 times. Harrell has a great start to go after that mark. With her nine at-bats when she wasn't given a free pass to first, she recorded four hits, one double, drove in three and has a .444 average and a .556 slugging percentage.

## Season Free Pass Update:

Through 19 games

16 walks (T23rd in the country BBs/Game 0.84) & 9 HBP (T8th in the country HBP/Game 0.47)

## **KK Stars Back in Cali**

Junior pitcher **Kailee "KK" Williamson** had an excellent opening weekend while getting the opportunity to be back in her home state of California for the first time in her collegiate career. The right-hander finished with an ERA of 0.00 in 17 innings. She allowed nine hits across four appearances, four unearned runs and struck out 10 while issuing just four free passes (two walks and two HBP). Williamson got her first start of the season against San Diego and delivered a gem with just four hits in a 10-1 victory. She came on in relief for the final two outs in the sixth inning against Cal Poly and then again in relief versus UC-Riverside. The Norco native was credited with all seven innings against the Highlanders as she entered the game in the first with bases loaded and no outs. Williamson allowed three hits and three unearned runs while striking out seven and helping to keep Marshall in the game. Her final appearance of the weekend came against Portland State as she was again called out of the bullpen, this time in the fifth. She pitched the final 2.1 innings and allowed just one hit with one strikeout and picked up her first career save.

## **Rousseau Rips It**

Sophomore **Rachel Rousseau** came up big again in getting a starting nod in left field to begin the 2019 season. Rousseau recorded two doubles in the first game, one more in the second and had three-straight games with two hits in each. Rousseau finished the weekend hitting .333 with three doubles out of six hits, scored four times and drove in four. She also made an impact on defense with a diving catch against San Diego in shallow left that ended the third inning and stranded two Torero runners on base. The Morgantown, W.Va., native made another great snag on a hard line drive in the bottom of the ninth against Cal Poly. Rousseau used all of her long reach over top of her head while running back to make the catch and it held the runner at second.

## **New Faces Make an Impact on Opening Weekend**

Marshall had some big shoes to fill but the newcomers made their presence felt in San Diego. Senior transfer **Hannah Giammarino** hit .364 with a double, a triple, scored five runs, drove in three and made two game saving throws to the plate from center against Cal Poly. Junior college transfer **Sierra Huerta** started all five games at shortstop and hit .333 while scoring five runs. Junior transfer **Brooke Burns** played in just one game against San Diego coming in to pinch run and scored. Freshman **Chloe Lee** hit .353 for the weekend including going 3-for-3 in the final game against Portland State. Lee also scored twice, drove in two and stole three bases. Freshman **Mya Stevenson** made her impact on offense as the designated player and recorded two hits, scored twice and drove in one run. And finally freshman **Rachel Pennington** came off the bench to run in four contests, stole two bases and scored two runs as well.

## **Brand New Coaching Staff**

Marshall softball marches into the 2019 season with its second new coaching staff in as many years. **Megan Smith** takes over the program after spending the past nine years as the head coach at Kansas University. Smith led the Jayhawks to six-consecutive 30 win seasons as well as back-to-back appearances in the NCAA Tournament in 2014 and 2015. Marshall's fourth head coach in program history has had head coaching stops at Young Harris (JUCO) in 2001-02 and started the Western Carolina program in 2005. The Catamounts first season of play in 2006 resulted in a 41-20 record, the Southern Conference Regular Season Title, the SoCon Pitcher of the Year, Freshman of the Year and Smith was named Coach of the Year. After leaving Western Carolina, Smith was an assistant for three years at LSU that included an SEC title and a trip to the World Series.

Joining Coach Smith are assistants **Corey Lyon** and **Maddie Holub**. Former Herd player and Warrior Award winner **Madi Marshall** joins the staff as the Director of Operations.

Coach Lyon comes to Huntington after four seasons as the head coach at UL-Monroe where he won 111 games. The Warhawks had two 30+ win seasons during his tenure and finished second in the nation in stolen bases in 2015 with 143, ten thefts behind Marshall.

Coach Holub joins the Marshall staff after four seasons as the pitching coach at Saint Leo University (Division II) in Florida. Holub worked her pitching staffs into some of the best in Division II as Saint Leo never won fewer than 37 games during her time. Her pitching staff never had a group ERA higher than 2.04 and won the National Statistical championship in 2016 with a team ERA of a mere 0.93.


## **Sophomore Aly Harrell Named Preseason All-Conference**

The reigning Conference USA Freshman of the Year, **Aly Harrell**, was the only Herd player named to the Preseason All-Conference squad. Harrell smashed a program rookie record of 11 home runs last season and added 10 doubles. She led the team with 41 RBI, the fourth most by a freshman in program history, and tied for the team lead with a .350 average. While able to bash the ball, Harrell showed a lot of patience as a freshman hitter with 23 walks, seven hit-by-pitches and struck out just nine times in 152 plate appearances. Harrell even set a Marshall record by drawing a walk in eight-straight games, breaking the old mark of seven set by four-time All-American Rachel Folden in 2008. The now sophomore is also an excellent fielder as she sported a .986 percentage in 21 games as the starter at first base. She had just two errors in 144 chances.

## **Coming Up Clutch**

Another 2018 freshman who may have started to earn the nickname "Miss Clutch" is current sophomore outfielder **Rachel Rousseau**. In limited time as a rookie, Rousseau recorded five hits and four went for doubles. She also drove in five runs, scored eight times and stole five bases. Her first three appearances as a pinch hitter (at Furman and vs. Southern Miss games one and two), "Rou" got on base each time with two walks and an RBI single that gave Marshall a 4-1 lead in game one against Southern Miss. The freshman hit her second double of the season the next day in game three. In game two at WKU on April 22, Rousseau was brought in to pinch hit in the top of the seventh with one out, one on base and the game tied at 5-5. On the seventh pitch of the at-bat, the freshman right-hander ripped a double to center that scored the run and gave Marshall the lead. Two batters later Rousseau scored to give the Herd a 2-run lead and the eventual 7-5 win.

Finally, in the regular season finale against Middle Tennessee on senior day, Rou stepped up for a pinch hit in the bottom of the seventh with two on base, one out and trailing 1-0. On the second pitch, she ripped a shot into the left-center gap scoring both runners and giving Marshall a double-header sweep of the eventual Conference USA Tournament champion Blue Raiders. On the defensive side, Rousseau caught one at the wall at FAU in game three, taking away a sure extra base hit as the Owls had two runners on base. The catch at the top of the fence ended the inning.



## Seniors



## Juniors



## Sophomores



## Freshmen



# HERD NOTES Continued

## Abigail Tolbert Steps into the Circle

After pitching just one inning in two seasons, **Abigail Tolbert** took a chance to step into the pitching circle and take charge for a team that had lost 2017 Conference USA Pitcher of the Year **Jordan Dixon** to graduation. Tolbert ended up leading the Herd with 160.2 innings pitched, a 3.49 ERA, 12-11 record, 10 complete games, five shutouts and 86 strikeouts. She earned her first career start against 13th ranked Auburn in the season-opener. She tossed back-to-back-to-back complete game shutouts against Presbyterian (Feb. 24), Winthrop (Feb. 25) and George Washington (March 2). Tolbert may have had her best performance of the season during an ESPN 3 broadcast against the James Madison Dukes, a team just outside of the top 25. The junior right-hander pitched a complete game, three-hit shutout and struck out a career-high seven batters.

## Big Shoes to Fill

The Class of 2018 for the Herd saw another group come through with record setters and major contributors that Marshall will look to replace. **Elicia D'Orazio** left with her name throughout the record book including Marshall and Conference USA's all-time leader in stolen bases with 166. **Taylor "The Sniper" McCord** was a leader on and off the field and closed out her time as the program's all-time leader in runners caught stealing (57), second all-time in pickoffs (27) and the most runners combined thrown out with an astounding 84. **Eloise "Weezy" Tribolet** was an exciting outfielder who spent her final two collegiate seasons with the Green and White. In Tribolet's final game for Marshall she went 3-for-3 against WKU in the C-USA Tournament and robbed her second home run of the year. **Jordan Colliflower** worked her way from a walk-on who saw limited time on the field to a regular starter who had a 23-game hitting streak during her senior season, the second longest streak in program history, and was named an All-Conference USA performer. **Madi Marshall** was the 2018 Warrior Award winner named in honor of **Emileigh Cooper**, and set a team pinch-running record in 2017 scoring a run in 10-straight games.

## Herd Welcomes Eight Newcomers

Along with a new coaching staff, the players who will have a chance to try and fill those shoes of the graduated seniors are eight new faces with three transfers and five freshmen. Senior outfielder **Hannah Giammarino** came over from Bowling Green for her final season and played high school and travel ball with now fellow classmate **Hayden Ellis**. Junior infielder **Brooke Burns** comes the Herd after two seasons at UNC, and is a former finalist for South Carolina State (HS) Player of the Year. Junior infielder **Sierra Huerta** makes the jump east after spending two incredible seasons at Moorpark College in California.

The freshman class includes a range of athletes in outfielder **Carson Lyon** (Monroe, La.), outfielder **Chloe Lee** (Tampa, Fla.), outfielder **Rachel Pennington** (West Hamlin, W.Va.), catcher **Caitlin Myers** (Charles Town, W.Va.) and pitcher **Mya Stevenson** (Mesquite, Texas). All five received numerous accolades during their prep careers and even walking away with school records.

## Previous Week Stats Only - Ohio & Rider

### The Automated ScoreBook Overall Statistics for Marshall University (as of Mar 03, 2019) (4 - Ohio & Rider Sorted by Batting avg)

Record: 4-0 Home: 4-0 Away: 0-0 Conference: 0-0

Player	avg	gp-gs	ab	r	h	2b	3b	hr	rbi	tb	slg%	bb	hp	so	gdp	ob%	sf	sh	sb-att	po	a	e	fld%
55 BURCH, Blakely	.556	4-4	9	4	5	0	1	1	6	10	1.111	0	1	0	0	.600	0	0	0-0	5	2	0	1.000
44 ADAMS, Katie	.375	4-4	8	1	3	1	0	0	2	4	.500	1	0	0	0	.444	0	0	0-0	13	0	0	1.000
23 STEVENSON, Mya	.364	4-4	11	3	4	1	0	2	4	11	1.000	1	0	2	0	.417	0	0	1-1	0	1	0	1.000
98 DAISS, Briana	.364	4-4	11	2	4	2	0	1	3	9	.818	0	0	0	0	.364	0	0	0-0	0	0	0	.000
3 BROWN, Armani	.300	4-4	10	1	3	0	0	0	2	3	.300	3	0	0	0	.462	0	1	0-0	5	7	0	1.000
4 HUERTA, Sierra	.286	4-4	7	3	2	0	0	0	0	2	.286	4	1	2	0	.583	0	0	1-1	3	8	1	.917
43 HARRELL, Aly	.273	4-4	11	3	3	1	0	2	3	10	.909	2	1	2	0	.429	0	0	0-0	29	1	1	.968
10 GIAMMARINO, H.	.125	4-4	8	4	1	1	0	0	2	2	.250	5	0	2	0	.462	0	0	3-3	4	1	0	1.000
17 LEE, Chloe	.000	4-3	6	2	0	0	0	0	0	0	.000	0	0	0	0	.000	0	0	2-2	2	0	0	1.000
-----																							
2 BURNS, Brooke	.000	2-0	2	0	0	0	0	0	0	0	.000	0	0	0	0	.000	0	0	0-0	0	0	0	.000
21 PENNINGTON, Rachel	.000	3-1	2	0	0	0	0	0	0	0	.000	0	0	0	0	.000	0	0	1-1	1	0	0	1.000
14 ELLIS, Hayden	.000	3-0	1	1	0	0	0	0	0	0	.000	2	0	0	0	.667	0	0	0-1	8	0	1	.889
16 ESTRADA, Abigail	.000	4-0	0	0	0	0	0	0	0	0	.000	0	0	0	0	.000	0	0	0-0	0	0	0	.000
Totals	.291	4	86	24	25	6	1	6	22	51	.593	18	3	8	0	.430	0	1	8-9	72	26	3	.970
Opponents	.205	4	88	2	18	3	0	0	1	21	.239	12	3	18	1	.320	0	0	3-3	61	22	2	.976

LOB - Team (23), Opp (29). DPs turned - Team (2).

### (4 - Ohio & Rider Sorted by Earned run avg)

Player	era	w-l	app	gs	cg	sho	sv	ip	h	r	er	bb	so	2b	3b	hr	b/avg	wp	hp	bk	sfa	sha
77 WILLIAMSON, Kailee	0.00	1-0	1	1	1	1/0	0	7.0	8	0	0	3	3	1	0	0	.296	0	1	0	0	0
0 TOLBERT, Abigail	0.41	3-0	3	3	3	2/0	0	17.0	10	2	1	9	15	2	0	0	.164	2	2	0	0	0
Totals	0.29	4-0	4	4	4	3/0	0	24.0	18	2	1	12	18	3	0	0	.205	2	3	0	0	0
Opponents	7.92	0-4	4	4	1	0/0	0	20.1	25	24	23	18	8	6	1	6	.291	3	3	0	0	1

SBA/ATT - ADAMS, K. (3-3), TOLBERT, A. (2-2), WILLIAMSON, K. (1-1).



**Megan  
Smith**

**Head Coach  
1st Season  
North Carolina '99**



On Wednesday July 25, 2017, Megan Smith was named the four head coach in Marshall softball history.

Smith, who sports a career record of 393-265, led the Kansas Jayhawks to six consecutive 30-win seasons and back-to-back appearances in the NCAA Tournament in 2014 and 2015. The 2015 campaign yielded the first 40-win season for the program in 23 years, the best start in school history for the second time in her tenure (12-0) and seven consecutive weeks in the top 25. Her 2013 team recorded the program's highest winning percentage (.680) in 21 years, broke the Big 12 record for batting average (.345), the highest mark in the NCAA that season. In 2012, Kansas had a 20-game win streak and, the year before, boasted an 11.5 game won-loss record improvement, the 16th-best turnaround in NCAA history. The 26-3 mark to open the 2011 season was also the best start in the program's history.

"I am extremely honored and excited to be a part of the Marshall family," said Smith. "There is such a strong history and tradition of success within the softball program and I am humbled to now be a part of that. I want to thank Mike Hamrick for this incredible opportunity for me and my son Cooper. I am eager to get to know the players and to get started this fall!"

At Kansas, she coached one All-American, one academic All-American, 20 All-Big 12 selections, 20 NFCA (National Fastpitch Coaches Association) All-Region selections, 50 All-Big 12 Academic Team honorees, three Big 12 Scholar Athletes of the Year and three student-athletes taken in the NPF (National Pro Fastpitch) Draft. The program also set single-season fielding percentage (2014, .979-second-highest nationally) and home run records during her time as head coach (60, 2011).

Prior to her time in Lawrence, Smith was an assistant for LSU for three seasons, where she helped the Tigers in winning the 2007 SEC Tournament and the Stanford Regional in the NCAA Tournament en route to 55 wins. LSU finished the regular season ranked third in the ESPN/USA Today poll. The following season, the Tigers picked up 44 wins on their way to a #9 national seed in the NCAA Tournament. During her tenure, she mentored two All-Americans and five NFCA All-South Region honorees.

Smith started the softball program at Western Carolina and posted a 41-20 record in WCU's inaugural season, earning 2006 Southern Conference Coach of the Year honors, while leading the Catamounts to the league's regular season title. That season, five student-athletes garnered first-team all-league acclaim, with another on the second team and two more were tabbed on the NFCA Southeast All-Region second team. She also coached the conference's 2006 Pitcher of the Year and Freshman of the Year. WCU broke the league's single-season home run record (81) that year, part of an explosive offensive season for the program (third in the nation in home runs per game, 14th in slugging percentage, 19th in scoring).

She also had assistant coaching stops at her alma mater North Carolina (2004), where she helped the Tar Heels reach the NCAA Tournament, and at Charlotte in 2003.

Her first head coaching position came at Young Harris College in Georgia, where she put up a 79-41 record over two seasons.

"We are very much looking forward to Megan leading our softball program," said Marshall Director of Athletics Mike Hamrick. "She is a proven winner and has a reputation for helping mold top-quality student-athletes. Our program is eager for her arrival in Huntington."

Smith, who is an NCAA Division I Softball Committee member, graduated from North Carolina in May 1999 with a Bachelor of Arts in Physical Education and Recreation Studies. She received her Master of Science in Human Performance and Sport Studies from Tennessee in August of 2000.

A Walkertown, N.C. native, Smith and the late Paul Buske have one son, Cooper.

#### What They're Saying about Megan Smith

Yvette Girouard, Former LSU Softball Head Coach and NFCA Hall of Fame Inductee

"Megan Smith will be a tireless worker for the Thundering Herd. She is the epitome of trying to do things the right way on and off the field for her student-athletes. A great recruiter who, no doubt, will bring talented softball players to Marshall, Megan is a great hire for the University."


Donna J. Papa, North Carolina Softball Head Coach and NFCA Hall of Fame Inductee

"Megan Smith is an outstanding hire to continue the tradition of Marshall University Softball. She will bring integrity and a strong work ethic to the program. Megan prides herself on preparation and organization as well as creating a competitive environment. She will look to create a family atmosphere and build and sustain a culture of pride and success that has been a part of Thundering Herd Softball. I have had the opportunity to coach and follow her throughout her coaching career thus far. I couldn't be happier for her and am excited to watch her take the Marshall Softball program forward."



## SMITH YEAR-BY-YEAR

Year	School	Record	Conference	Post Season
2001	Young Harris	34-25		NJCAA Regional Runner-up
2002	Young Harris	45-16		NJCAA Regional Runner-up
2005	W. Carolina	0-0		Start of the program
2006	W. Carolina	41-20	16-4	1st Southern Conference
2010	Kansas	21-35	2-16	10th Big 12
2011	Kansas	31-22	2-16	10th Big 12
2012	Kansas	31-20	6-17	9th Big 12
2013	Kansas	34-16	9-8	4th Big 12
2014	Kansas	34-23	7-11	5th Big 12/NCAA Regionals (1-2)
2015	Kansas	40-15	8-10	5th Big 12/NCAA Regionals (2-2)
2016	Kansas	31-20	8-9	4th Big 12
2017	Kansas	24-28	3-14	7th Big 12
2018	Kansas	27-25	2-16	7th Big 12
2019	Marshall	14-5		
Record 13yrs		407-270	63-121	
Record Div. I-III yrs		328-229	63-121	
At Marshall 1st-yr		14-5	0-0	



# WELCOME


COACH

## Megan Smith

HEAD SOFTBALL COACH

**KANSAS JAYHAWKS 2010-18**

- SIX 30+ WIN SEASONS
- ONE 40 WIN SEASON
- NCAA REGIONALS IN 2014 & 2015



# Grand Larceny on the Bases

Marshall has recorded 2,306 total stolen bases in program history going back to 1994 averaging 91.04 per season (through end of 2018). The Herd has 30 through the first 19 games.

Marshall has been ranked more times in the Top 10 in the country than any other school since 2000 and has been in the Top 10 every year since 2009.

1. Marshall – 11 (3 times led the country)

2. Alabama – 7

T3. Miss. Valley State, Baylor, Prairie View & Akron – 6

T5. Southern U. & Jackson State – 5

T9. Alcorn & Loyola-Chicago – 4

Marshall has led the country in stolen bases per game three times – 2011, 2015 & 2017 (the only program to do so since 2000) and finished second in 2012 & 2013. Only Alabama (2007 & 2009) and Prairie View A&M (2001 & 2003) have led the country twice since 2000. Marshall set the team mark in 2017 with 162.

Morgan Zerkle (2015) and Elicia D'Orazio (2017) both won the Golden Shoe Award which is given annually to the nation's leader in stolen bases. Zerkle led the country with .94 per game and D'Orazio racked up 1.09 per game.

Marshall shattered the program record for steals in a game with 16 against Delaware State on March 5, 2017. The old mark was 11 steals at Middle Tennessee State April 10, 2015. Thieves in the game: Morgan Zerkle (5), Shaelynn Braxton (4), Eloise Tribolet (2), Abigail Estrada (2), Elicia D'Orazio (2) and Hayden Ellis (1).

Marshall has reached double-digits for steals in a single game five times in program history. One game in each season since 2014: 10 at UNC Wilmington (3/20/14), 11 at Middle Tennessee (4/10/15), 10 vs. Toledo (3/15/16), 16 vs. Delaware State (3/5/17), 11 vs. UMass-Lowell (2/17/18).

Prior to the 2018 season, Marshall was the only team in Conference USA to have more than one player with 100 or more career steals. After the 2018 season Florida Atlantic now has two players over the century mark.

**Elicia D'Orazio (2015-18) - 166 All-time Conference USA Leader**

Morgan Zerkle (2014-17) – 162 **2nd all-time in C-USA**

Kaelynn Greene (2013-16) – 141 **3rd all-time in C-USA**

Sierra Davenport (2001-04) – 130 (All in the MAC)

Ashley Gue (2010-2013) – 113 **7th all-time in C-USA**

Jessica Hughes (2008-12) – 103 **9th all-time in C-USA**

Sierra Davenport is still the Mid-American Conference's all-time leader in career stolen bases.

In 2017, D'Orazio shattered the Herd's single season mark of 51 steals with 59. The junior base-stealer also broke the 17-year old Conference USA record of 57 set by Chrystal Stevens of Southern Miss. Stevens set the record in 76 games back in 2000. D'Orazio broke the record in just 53 games.

Marshall has recorded over 100 steals in a season 12 times and following 2018, now 10 seasons in a row.

In Marshall's record-breaking season of 2017, six players combined for 40 Multi-SB games: Elicia D'Orazio 17, Morgan Zerkle 13, Eloise Tribolet 3, Abigail Estrada 3, Taylor McCord 3 & Shaelynn Braxton 1

15 different players have stolen at least 20 bases in a season since 2000:

2018 - 1 (Elicia D'Orazio 44)

2017 - 2 (Elicia D'Orazio 59 & Morgan Zerkle 39)

2016 - 3 (Kaelynn Greene 51, Elicia D'Orazio 39 & Morgan Zerkle 28)

2015 - 4 (Morgan Zerkle 47, Kaelynn Greene 27, Elicia D'Orazio 24 & Shae Braxton 20)

2014 - 2 (Morgan Zerkle 48 & Kaelynn Greene 31)

2013 - 2 (Ashley Gue 36 & Kaelynn Greene 32)

2012 - 3 (Ashley Gue 32, Taylor Thompson 29 & Jessica Hughes 23)

2011 - 4 (Jessica Hughes 23, Morgan Cottrell 23, Ashley Gue 21 & Taylor Thompson 21)

2010 - 2 (Jessica Hughes 31 & Ashley Gue 24)

2009 - 2 (Melissa Loesing 27 & J.J. Bitner 23)

2008 - 0

2007 - 1 (J.J. Bitner 31)

2006 - 0

2005 - 2 (Noelle Adams 22 & Jessica Williams 20)

2004 - 2 (Sierra Davenport 41 & Amanda Williams 35)

2003 - 2 (Sierra Davenport 40 & Amanda Williams 22)

2002 - 2 (Nichole Corrigan 27 & Sierra Davenport 26)

2001 - 1 (Sierra Davenport 23)

2000 - 0

## Most Times of 20 or more Steals

4 Seasons - Sierra Davenport, Ashley Gue, Kaelynn Greene, Morgan Zerkle & Elicia D'Orazio

3 Seasons - Jessica Hughes

2 Seasons - Amanda Williams, J.J. Bitner & Taylor Thompson

1 Season - Nichole Corrigan, Noelle Adams, Jessica Williams, Melissa Loesing, Morgan Cottrell & Shae Braxton



# Season Trends/Last Time

## MARSHALL'S RECORD WHEN...

at Home	4-0
Away	2-1
Neutral	8-4
Conference	0-0
Non-Conference	14-5

Record	14-5
Longest winning streak	4
Longest losing streak	1
Current streak	W - 4
Largest margin of victory	10
Largest margin of loss	1 (5x)

One-Run Games	2-5
Two-Run Games	1-0
Three-Four Run Games	5-0
Five-Plus Run Games	6-0

Scoring zero-two runs	1-4
Scoring three-five runs	4-1
Scoring six-nine runs	4-0
Scoring 10+ runs	5-0

Out hit the opponent	11-2
Gets out hit by opponent	3-2
Hits are Even	0-1
Records five or fewer hits	2-4
Records six-nine hits	9-1
Records 10+ hits	3-0

In extra innings	2-0
In shutouts	3-2
Scoring first	6-0
Opponent scores first	1-5
Scoring in first inning	8-0

Ahead after fourth inning	12-0
Ahead after fifth inning	12-0
Ahead after sixth inning	14-0

Trailing after fourth inning	1-5
Trailing after fifth inning	1-5
Trailing after sixth inning	0-5

Tied after fourth inning	1-0
Tied after fifth inning	1-0
Tied after sixth inning	0-0

February	11-5
March	3-0
April	0-0
May	0-0

## BY MARSHALL

Scored 10 -14 runs  
(10) vs. Rider (3/3/19)

Scored 15+ runs  
(16) vs. North Texas (4/4/15)

Allowed 10+ runs  
(13) at Louisville (5/2/18)

Recorded 10 - 14 hits  
(10) at Charleston Southern (2/23/19)

Recorded 15+ hits  
(15) at UNCG (3/21/17)

Stole 5 - 7 bases  
(5) vs. Rider (3/3/19)

Stole 8 - 9 bases  
(8) at Virginia Tech (4/21/17)

Stole 10+ bases  
(11) vs. UMass-Lowell (2/17/18)

Hit four or more doubles  
(5) vs. Kent State (2/28/18)

Hit two or more triples  
(2) vs. Charlotte (3) (4/15/18)

Hit 2-4 home runs  
(3) vs. Rider (3/2/19)

Hit 5+ home runs  
(5) vs. Presbyterian (2/16/19)

Drew 5 - 9 walks  
(7) vs. Rider (3/3/19)

Drew 10+ walks  
(13) vs. Kent State (3/6/11)

Pitched 10 or more strikeouts  
(11) vs. Furman (2/9/18)

Held a team without a run  
vs. Rider (3/2/19)

Pitched 3-straight shutouts  
vs. Ohio & Rider (2x) Feb. 27-March 2

Beat a top 25 team  
at #24 Ohio State (6-1) (4/2/08)

Had Back-to-back HRs  
vs. Presbyterian Aly Harrel &  
Mya Stevenson (2/16/19)

Had a Walk-Off HR  
vs. UMass-Lowell (4-3) (2/22/19)  
Mya Stevenson 2-run bottom 8th

Had a Walk-Off Hit  
vs. MTSU (2) (5/6/18) (3-2 7th inn)  
Hit: Rachel Rousseau (2B)  
Run Scored: Abigail Estrada then  
Wylie Glover

Had a Walk-Off Stolen Base  
vs. Lipscomb (2-1 8th Inn) (2/10/17)  
Elicia D'Orazio

Was No-Hit  
at No. 12 USF 2/8/13 (349 games)

## BY A MARSHALL PLAYER

Had 5+ hits in a game  
(5) Morgan Zerkle vs Bucknell  
(2/14/15)

Had 4 hits in a game  
Elicia D'Orazio vs. UMass-Lowell  
(2/17/18)

Scored 3+ runs in a game  
(3) Hannah Giammarino vs. Rider  
(3/3/19)

Drove in 3 - 4 runs in a game  
(3) Blakely Burch vs. Rider (3/3/19)

Drove in 5+ runs in a game  
(5) Briana Daiss vs. UTEP (3/12/16)

Hit 3+ doubles in a game  
(3) Deanna Tourville vs. Ohio  
(4/16/05)

Hit 2+ triples in a game  
(2) Amanda Williams vs. Bowling  
Green (3/31/04)

Hit 3 home runs in a game  
Shaelynn Braxton vs. N. Kentucky  
(4/9/14)

Hit 2 home runs in a game  
Aly Harrell vs. Presbyterian (2/16/19)

Walked 4 times in a game  
Raquel Escareno vs. Wright State  
(4/16/14)

Walked 3 times in a game  
Aly Harrell back-to-back games vs. Cal  
Poly & UC-Riverside (2/9/19)

Stole 3 - 4 bases in a game  
(3) Hannah Giammarino vs. Rider  
(3/3/19)

Stole 5 bases in a game  
Morgan Zerkle vs. Delaware State  
(3/5/17)

Pitched 10 or more innings in a game  
(11.1) Jordan Dixon vs. Illinois NCAA  
Regionals (5/18/13)

Struck out 10 or more batters  
(10) Jordan Dixon at Virginia Tech  
(4/21/17)

Pitched a No-Hitter  
Jordan Dixon vs. WKU C-USA Tourna-  
ment  
(5/11/17)

**The Automated ScoreBook**  
**Overall Statistics for Marshall University (as of Mar 03, 2019)**  
**(All games Sorted by Batting avg)**

Record: 14-5 Home: 4-0 Away: 2-1 Neutral: 8-4 Conference: 0-0

Player	avg	gp-gs	ab	r	h	2b	3b	hr	rbi	tb	slg%	bb	hp	so	gdp	ob%	sf	sh	sb-att	po	a	e	fld%
23 STEVENSON, Mya	.340	17-16	47	12	16	2	0	6	13	36	.766	6	1	8	0	.426	0	0	2-2	5	1	1	.857
44 ADAMS, Katie	.310	14-10	29	3	9	2	0	0	5	11	.379	3	1	1	0	.394	0	0	0-0	20	1	2	.913
10 GIAMMARINO, H.	.304	18-18	46	15	14	2	1	3	14	27	.587	10	0	9	0	.429	0	0	8-9	18	3	0	1.000
43 HARRELL, Aly	.304	19-19	46	12	14	3	0	6	16	35	.761	16	9	6	0	.549	0	0	0-1	144	4	4	.974
55 BURCH, Blakely	.300	17-15	40	10	12	0	2	2	10	22	.550	3	6	6	0	.429	0	2	0-0	18	27	6	.882
3 BROWN, Armani	.276	17-17	58	8	16	1	0	0	5	17	.293	4	0	8	0	.317	1	2	2-3	34	30	5	.928
98 DAISS, Briana	.271	18-15	48	7	13	3	0	3	10	25	.521	1	2	3	0	.314	0	1	0-0	0	3	0	1.000
4 HUERTA, Sierra	.262	19-19	42	13	11	1	0	1	8	15	.357	14	5	9	0	.484	1	2	1-3	22	35	5	.919
17 LEE, Chloe	.262	19-16	42	9	11	0	0	0	3	11	.262	4	0	7	0	.326	0	1	10-10	15	0	1	.938
14 ELLIS, Hayden	.167	18-14	30	5	5	3	0	0	7	8	.267	7	0	8	0	.308	2	2	0-1	80	3	2	.976
-----																							
27 ROUSSEAU, Rachel	.333	5-5	18	4	6	3	0	0	4	9	.500	2	0	2	0	.400	0	1	1-1	4	0	0	1.000
1 LOOSE, Samantha	.222	8-3	9	2	2	0	0	0	0	2	.222	1	0	2	0	.300	0	0	0-1	6	4	0	1.000
16 ESTRADA, Abigail	.167	16-4	12	2	2	0	0	0	0	2	.167	0	0	0	0	.167	0	0	1-2	6	0	1	.857
2 BURNS, Brooke	.000	6-0	4	1	0	0	0	0	0	0	.000	0	0	1	0	.000	0	0	0-0	0	0	0	.000
21 PENNINGTON, Rachel	.000	13-1	2	4	0	0	0	0	0	0	.000	0	0	0	0	.000	0	0	5-5	1	0	0	1.000
22 MYERS, Caitlin	.000	3-0	2	0	0	0	0	0	0	0	.000	1	0	0	1	.333	0	0	0-0	0	0	0	.000
Totals	.276	19	475	107	131	20	3	21	95	220	.463	72	24	70	1	.395	4	11	30-38	375	145	28	.949
Opponents	.204	19	466	41	95	16	2	7	34	136	.292	51	15	87	3	.302	1	8	16-17	365	140	22	.958

LOB - Team (117), Opp (128). DPs turned - Team (7), Opp (3). IBB - Team (0), Opp (1). Picked off - HARRELL, A. 1.

**(All games Sorted by Earned run avg)**

Player	era	w-l	app	gs	cg	sho	sv	ip	h	r	er	bb	so	2b	3b	hr	b/avg	wp	hp	bk	sfa	sha
77 WILLIAMSON, Kailee	0.71	4-0	11	6	4	2/0	1	49.0	41	9	5	15	34	7	0	2	.222	1	6	0	0	1
0 TOLBERT, Abigail	2.21	9-4	14	12	8	2/0	0	73.0	50	28	23	31	51	9	2	5	.185	6	8	0	1	5
-----																						
7 BURDETTE, Ali	0.00	1-0	1	0	0	0/0	0	3.0	4	2	0	3	2	0	0	0	.400	2	0	0	0	2
23 STEVENSON, Mya	0.00	0-1	1	1	0	0/0	0	0.0	0	2	0	2	0	0	0	0	.000	2	1	0	0	0
Totals	1.57	14-5	19	19	12	4/0	1	125.0	95	41	28	51	87	16	2	7	.204	11	15	0	1	8
Opponents	5.18	5-14	19	19	7	2/0	0	121.2	131	107	90	72	70	20	3	21	.276	13	24	0	4	11

PB - Team (0), Opp (1). Pickoffs - Team (0), Opp (1). SBA/ATT - ELLIS, H. (12-12), TOLBERT, A. (9-9), WILLIAMSON, K (7-8), ADAMS, K. (4-5).



**The Automated ScoreBook**  
**Overall Statistics for Marshall University (as of Mar 03, 2019)**  
**(All games Sorted by Fielding pct)**

Player	c	po	a	e	fld%	dp	sba	csb	sba%	pb	ci
0 TOLBERT, Abigail	22	0	22	0	1.000	0	9	0	1.000	0	0
10 GIAMMARINO, H.	21	18	3	0	1.000	0	0	0	.000	0	0
1 LOOSE, Samantha	10	6	4	0	1.000	1	0	0	.000	0	0
27 ROUSSEAU, Rachel	4	4	0	0	1.000	0	0	0	.000	0	0
98 DAISS, Briana	3	0	3	0	1.000	1	0	0	.000	0	0
21 PENNINGTON, Rachel	1	1	0	0	1.000	0	0	0	.000	0	0
14 ELLIS, Hayden	85	80	3	2	.976	1	12	0	1.000	0	0
43 HARRELL, Aly	152	144	4	4	.974	7	0	0	.000	0	0
17 LEE, Chloe	16	15	0	1	.938	0	0	0	.000	0	0
77 WILLIAMSON, Kailee	15	2	12	1	.933	2	7	1	.875	0	0
3 BROWN, Armani	69	34	30	5	.928	2	0	0	.000	0	0
4 HUERTA, Sierra	62	22	35	5	.919	0	0	0	.000	0	0
44 ADAMS, Katie	23	20	1	2	.913	0	4	1	.800	0	0
55 BURCH, Blakely	51	18	27	6	.882	1	0	0	.000	0	0
23 STEVENSON, Mya	7	5	1	1	.857	0	0	0	.000	0	0
16 ESTRADA, Abigail	7	6	0	1	.857	0	0	0	.000	0	0
7 BURDETTE, Ali	0	0	0	0	.000	0	0	0	.000	0	0
2 BURNS, Brooke	0	0	0	0	.000	0	0	0	.000	0	0
22 MYERS, Caitlin	0	0	0	0	.000	0	0	0	.000	0	0
Totals	548	375	145	28	.949	7	16	1	.941	0	0
Opponents	527	365	140	22	.958	3	30	8	.789	1	0

Hitting minimums - 1 Games 1 AB 1.0 AB/Game 1 TPA 1.0 TPA/Game

Pitching minimums - 1 Games 1 IP 1 BF 1.0 IP/Game

**The Automated ScoreBook**  
**Game Results for Marshall University (as of Mar 03, 2019)**  
**(All games)**

Date	Opponent		Score	Inns	Overall	Conference	Pitcher of record	Attend	Time
Feb 08, 2019	vs UC Riverside	w	5-2	7	1-0-0	0-0-0	TOLBERT, A. (W 1-0)	113	2:07
Feb 08, 2019	at San Diego	w	10-1	7	2-0-0	0-0-0	WILLIAMSON,K (W 1-0)	173	2:44
Feb 09, 2019	vs Cal Poly	w	6-5	(9)	3-0-0	0-0-0	BURDETTE, A. (W 1-0)	115	3:20
Feb 09, 2019	vs UC Riverside	L	4-5	7	3-1-0	0-0-0	STEVENSON,M. (L 0-1)	111	1:59
Feb 10, 2019	vs Portland State	w	7-4	7	4-1-0	0-0-0	TOLBERT, A. (W 2-0)	107	2:25
Feb 15, 2019	vs ECU	w	5-2	7	5-1-0	0-0-0	TOLBERT, A. (W 3-0)	78	2:00
Feb 15, 2019	at Coastal Carolina	L	0-1	7	5-2-0	0-0-0	TOLBERT, A. (L 0-1)	138	2 13
Feb 16, 2019	vs ECU	w	8-4	7	6-2-0	0-0-0	TOLBERT, A. (W 4-1)	78	1:54
Feb 16, 2019	vs Presbyterian	w	10-1	5	7-2-0	0-0-0	WILLIAMSON,K (W 2-0)	78	2:00
Feb 17, 2019	vs Towson	L	2-3	7	7-3-0	0-0-0	TOLBERT, A. (L 4-2)	75	2:00
Feb 22, 2019	vs UMass Lowell	w	4-3	(8)	8-3-0	0-0-0	TOLBERT, A. (W 5-2)	75	1:57
Feb 22, 2019	vs Iowa State	L	0-1	7	8-4-0	0-0-0	TOLBERT, A. (L 5-3)	120	1:42
Feb 23, 2019	vs UNC Wilmington	w	11-5	7	9-4-0	0-0-0	TOLBERT, A. (W)	106	2:23
Feb 23, 2019	at Charleston So.	w	10-0	5	10-4-0	0-0-0	WILLIAMSON,K (W 3-0)	66	1:45
Feb 24, 2019	vs Appalachian State	L	1-2	7	10-5-0	0-0-0	TOLBERT, A. (L 6-4)	402	1:47
Feb 27, 2019	OHIO BOBCATS	w	8-0	5	11-5-0	0-0-0	TOLBERT, A. (W 7-4)	450	1:51
Mar 02, 2019	RIDER-1	w	2-0	7	12-5-0	0-0-0	TOLBERT, A. (W 8-4)	250	2:13
Mar 02, 2019	RIDER-2	w	4-0	7	13-5-0	0-0-0	WILLIAMSON,K (W 4-0)	250	1:55
Mar 03, 2019	RIDER	w	10-2	5	14-5-0	0-0-0	TOLBERT, A. (W 9-4)	75	2:15

() extra inning game



**The Automated ScoreBook**  
**Team Game-by-Game for Marshall University (as of Mar 03, 2019)**  
**Batting (All games)**

Date	Opponent	ab	r	h	rbi	2b	3b	hr	tb	bb	ibb	sb	cs	hbp	sac	sf	gdp	k	po	a	e	lob	avg
Feb 08	vs UC Riverside	30	5	14	4	2	0	0	16	3	0	4	0	2	1	0	0	1	21	13	3	10	.467
Feb 08	at San Diego	28	10	8	6	2	1	0	12	8	0	0	1	2	1	0	0	9	21	7	1	8	.379
Feb 09	vs Cal Poly	28	6	9	5	0	0	0	9	4	0	1	2	3	4	3	0	4	27	7	5	11	.360
Feb 09	vs UC Riverside	28	4	8	3	1	0	0	9	5	0	0	0	0	0	0	0	1	21	10	6	8	.342
Feb 10	vs Portland State	26	7	8	5	1	1	0	11	7	0	4	0	2	2	0	0	2	21	13	3	9	.336
Feb 15	vs ECU	24	5	6	5	1	0	3	16	4	0	1	0	0	0	0	0	6	21	9	2	5	.323
Feb 15	at Coastal Carolina	24	0	4	0	0	0	0	4	0	0	0	1	1	0	0	0	5	18	7	0	4	.303
Feb 16	vs ECU	25	8	8	8	2	0	1	13	6	0	0	1	1	0	0	0	3	21	10	1	6	.305
Feb 16	vs Presbyterian	24	10	8	10	0	0	5	23	3	0	4	0	1	0	0	0	2	15	3	1	3	.308
Feb 17	vs Towson	24	2	4	2	0	0	1	7	2	0	3	0	3	1	0	0	8	21	8	2	7	.295
Feb 22	vs UMass Lowell	28	4	6	4	2	0	1	11	1	0	0	0	1	0	0	0	4	24	8	0	5	.287
Feb 22	vs Iowa State	22	0	1	0	1	0	0	2	3	0	0	0	1	0	0	0	7	18	6	0	5	.270
Feb 23	vs UNC Wilmington	31	11	10	11	1	0	3	20	2	0	2	1	2	1	0	0	6	21	8	0	4	.275
Feb 23	at Charleston So.	26	10	10	10	1	0	1	14	5	0	2	0	0	0	1	0	1	15	4	0	7	.283
Feb 24	vs Appalachian State	21	1	2	0	0	0	0	2	1	0	1	1	2	0	0	1	3	18	6	1	2	.272
Feb 27	OHIO BOBCATS	20	8	9	8	1	0	3	19	3	0	2	0	2	0	0	0	2	15	5	1	5	.281
Mar 02	RIDER	22	2	3	2	2	0	0	5	6	0	0	0	1	0	0	0	4	21	7	0	9	.274
Mar 02	RIDER	22	4	4	4	0	0	3	13	2	0	1	0	0	0	0	0	2	21	6	0	2	.269
Mar 03	RIDER	22	10	9	8	3	1	0	14	7	0	5	1	0	1	0	0	0	15	8	2	7	.276
Totals		475	107	131	95	20	3	21	220	72	0	30	8	24	11	4	1	70	375	145	28	117	.276

The Automated ScoreBook  
Team Game-by-Game for Marshall University (as of Mar 03, 2019)  
Pitching (All games)

Date	Opponent	ip	h	r	er	bb	so	2b	3b	hr	wp	bk	hbp	dp	ibb	score	w-l	sv	era
Feb 08	vs UC Riverside	7.0	7	2	1	2	2	1	0	0	0	0	1	0	0	5-2	1-0	0	1.00
Feb 08	at San Diego	7.0	4	1	0	1	2	0	0	0	0	0	1	0	0	10-1	2-0	0	0.50
Feb 09	vs Cal Poly	9.0	8	5	3	5	5	0	0	0	4	0	0	1	1	6-5	3-0	0	1.22
Feb 09	vs UC Riverside	7.0	3	5	0	3	7	2	0	0	2	0	1	0	0	4-5	3-1	0	0.93
Feb 10	vs Portland State	7.0	4	4	2	5	5	2	0	0	0	0	1	1	0	7-4	4-1	1	1.14
Feb 15	vs ECU	7.0	7	2	2	1	3	0	0	1	0	0	1	0	0	5-2	5-1	1	1.27
Feb 15	at Coastal Carolina	6.0	3	1	1	0	1	0	0	0	0	0	1	0	0	0-1	5-2	1	1.26
Feb 16	vs ECU	7.0	5	4	4	4	5	0	0	1	0	0	0	0	0	8-4	6-2	1	1.60
Feb 16	vs Presbyterian	5.0	6	1	1	2	4	1	0	0	0	0	0	0	0	10-1	7-2	1	1.58
Feb 17	vs Towson	7.0	9	3	3	2	3	2	1	0	0	0	1	1	0	2-3	7-3	1	1.72
Feb 22	vs UMass Lowell	8.0	8	3	2	2	8	2	0	1	0	0	2	1	0	4-3	8-3	1	1.73
Feb 22	vs Iowa State	6.0	1	1	1	3	4	0	1	0	0	0	1	0	0	0-1	8-4	1	1.69
Feb 23	vs UNC Wilmington	7.0	6	5	5	5	7	1	0	4	1	0	2	1	0	11-5	9-4	1	1.94
Feb 23	at Charleston So.	5.0	1	0	0	3	5	0	0	0	1	0	0	0	0	10-0	10-4	1	1.84
Feb 24	vs Appalachian State	6.0	5	2	2	1	8	2	0	0	1	0	0	0	0	1-2	10-5	1	1.87
Feb 27	OHIO BOBCATS	5.0	4	0	0	4	5	0	0	0	0	0	0	1	0	8-0	11-5	1	1.78
Mar 02	RIDER	7.0	3	0	0	2	8	1	0	0	1	0	2	0	0	2-0	12-5	1	1.67
Mar 02	RIDER	7.0	8	0	0	3	3	1	0	0	0	0	1	1	0	4-0	13-5	1	1.58
Mar 03	RIDER	5.0	3	2	1	3	2	1	0	0	1	0	0	0	0	10-2	14-5	1	1.57
Totals		125.0	95	41	28	51	87	16	2	7	11	0	15	7	1	107-41	14-5	1	1.57



00 Senior - Abigail Tolbert P/UT			Barboursville, West Virginia		
<b>Career Highs</b> IP: 9.2 at UAB 3/11/18 Ks: 8 (2x) last vs. Rider 3/2/19 2+ Strikeout Games: 34 5+ Strikeout Games: 11 10+ Strikeout Games: 3+ Innings Pitched Games: 38 5+ Innings Pitched Games: 29 <i>1st career win 2/24/18 vs. Presbyterian, 8-0</i> <i>1st career save 3/17/18 vs. Southern Miss</i>		<b>Season Highs</b> IP: 7 (3x) last vs. Rider 3/2 Ks: 8 (2x) last vs. Rider 3/2 2+ Strikeout Games: 12 5+ Strikeout Games: 4 10+ Strikeout Games: 3+ Innings Pitched Games: 13 5+ Innings Pitched Games: 10 <i>1st win of year 2/8 vs. UC-Riverside, 5-2</i>		<b>Streaks:</b> <u>1 Strikeout Career:</u> 14 (2/8-3/3) <u>Current:</u> Same <u>2+ Strikeouts:</u> 7 (2/22-3/2) <u>Current:</u> Same <u>5+ Strikeouts:</u> 3 (2/24-3/2) <u>Current:</u> 0 <u>10+ Strikeouts:</u> <u>Current:</u> <u>3+ IP:</u> 7 (2/8/19-2/17/19) <u>Current:</u> 6 (2/22-3/3) <u>5+ IP:</u> 6 (2/22-3/3) <u>Current:</u> Same	





1 Senior - Samantha Loose INF										Anaheim Hills, California									
Career Highs										Season Highs									
At-Bats: 4 (2x) last at UAB 4/2/16										At-Bats: 3 vs. Appalachian State 2/24/19									
Runs: 2 vs. UMEs 3/4/16										Runs: 1 (2x) last at Charleston Southern 2/23									
Hits: 2 (3x) last at vs. Wright State 4/6/16										Hits: 1 (2x) last at Charleston Southern 2/23									
RBI: 2 at Wright State 4/6/16										RBI:									
Doubles: 1 (7x) last at FAU 4/16/16										Doubles:									
Triples: N/A										Triples:									
Home Runs: N/A										Home Runs:									
Walks: 1 (8x) last at Charleston Southern 2/23/19										Walks: 1 at Charleston Southern 2/23									
SB: 1 vs. UTEP 3/12/16										SB:									
Career/Season																			
2+ Hit Games: 3/0																			
2+ SB Games: N/A																			
2+ Runs Games: 1/0																			
2+ RBI Games: 1/0																			
1,000 Avg. Games (at least 2-2): 1/0																			
Hitting Streaks 5+ Games: N/A																			
Hitting Streaks 10+ Games: N/A																			
Career Long Hitting Streak: 3 (2x '16)																			
Season/Current Hit Streak: 2/0																			
Career Long OB Streak: 10																			
Season/Current OB Streak: 2/0																			

#1 LOOSE, Samantha - 8 games (All games)

Date	Opponent	Pos	AB	R	H	RBI	2B	3B	HR	BB	SB	CS	HBP	SAC	SF	GDP	K	PO	A	E	Avg
Feb 08	at San Diego	ph	1	0	0	0	0	0	0	0	0	0	0	0	0	0	1	0	0	0	.000
Feb 09	vs UC Riverside	*3b	0	0	0	0	0	0	0	0	0	0	0	0	0	0	0	0	0	0	.000
Feb 15	at Coastal Carolina	ph	1	0	0	0	0	0	0	0	0	0	0	0	0	0	1	0	0	0	.000
Feb 17	vs Towson	pr	0	0	0	0	0	0	0	0	0	0	0	0	0	0	0	0	0	0	.000
Feb 22	vs UMass Lowell	pr/of	0	0	0	0	0	0	0	0	0	0	0	0	0	0	0	1	0	0	.000
Feb 23	vs UNC Wilmington	2b	2	1	1	0	0	0	0	0	0	1	0	0	0	0	0	1	1	0	.250
Feb 23	at Charleston So.	*2b	2	1	1	0	0	0	0	1	0	0	0	0	0	0	0	2	2	0	.333
Feb 24	vs Appalachian State	*2b	3	0	0	0	0	0	0	0	0	0	0	0	0	0	0	2	1	0	.222
Totals		3gs	9	2	2	0	0	0	0	1	0	1	0	0	0	0	2	6	4	0	.222

On base pct. .300 • Slugging pct. .222

Samantha Loose Career Stats																							
Year	avg	gp-gs	ab	r	h	2b	3b	hr	rbi	tb	slg%	bb	hbp	so	gdp	ob%	sf	sh	sb-att	po	a	e	fld%
2016	.258	45-38	93	8	24	7	0	0	6	31	.333	3	7	12	0	.330	0	0	1-2	69	36	5	.955
2017	.083	15-0	12	0	1	0	0	0	2	1	.083	1	1	4	0	.214	0	0	0-0	0	0	0	.000
2018	.063	17-4	16	3	1	0	0	0	0	1	.063	3	0	5	0	.211	0	1	0-0	9	1	1	.909
2019	.222	8-3	9	2	2	0	0	0	0	2	.222	1	0	2	0	.300	0	0	0-1	6	4	0	1.000
TOTAL	.215	85-45	130	13	28	7	0	0	8	35	.269	8	8	23	0	.301	0	1	1-3	84	41	6	.954



2 Junior - Brooke Burns INF			Chapin, South Carolina		
Career Highs * at Marshall *		Season Highs		Career/Season	
At-Bats: 1 (4x) last vs. Rider 3/3		At-Bats: 1 (4x) last vs. Rider 3/3		2+ Hit Games:	
Runs: 1 vs. UC-Riverside 2/8		Runs: 1 vs. UC-Riverside 2/8		2+ SB Games:	
Hits:		Hits:		2+ Runs Games:	
RBI:		RBI:		2+ RBI Games:	
Doubles:		Doubles:		2+ BB Games:	
Triples:		Triples:		1.000 Avg. Games (at least 2-2):	
Home Runs:		Home Runs:		Hitting Streaks 5+ Games:	
Walks:		Walks:		Hitting Streaks 10+ Games:	
SB:		SB:		Career Long Hitting Streak:	
				Season/Current Hit Streak:	
				Career Long OB Streak:	
				Season/Current OB Streak:	

North Carolina stats										Career Hitting Statistics													
	AVG	GP	GS	AB	R	H	2B	3B	HR	RBI	SLG%	BB	HBP	SO	GDP	OB%	SF	SH	SB	PO	A	E	FLD%
2017	.000	30	2	6	5	0	0	0	0	0	.000	1	0	4	0	.143	0	0	0	2	2	1	.800
2018	.250	8	0	4	2	1	0	0	0	0	.250	1	0	2	0	.400	0	0	0	0	0	0	.000
Total	.100	38	2	10	7	1	0	0	0	0	.100	2	0	6	0	.250	0	0	0	2	2	1	.800

#2 BURNS, Brooke - 6 games (All games)

Date	Opponent	Pos	AB	R	H	RBI	2B	3B	HR	BB	SB	CS	HBP	SAC	SF	GDP	K	PO	A	E	Avg
Feb 08	vs UC Riverside	pr	0	1	0	0	0	0	0	0	0	0	0	0	0	0	0	0	0	0	.000
Feb 15	at Coastal Carolina	pr	0	0	0	0	0	0	0	0	0	0	0	0	0	0	0	0	0	0	.000
Feb 23	vs UNC Wilmington	ph	1	0	0	0	0	0	0	0	0	0	0	0	0	0	1	0	0	0	.000
Feb 23	at Charleston So.	ph	1	0	0	0	0	0	0	0	0	0	0	0	0	0	0	0	0	0	.000
Mar 02	RIDER-1	ph	1	0	0	0	0	0	0	0	0	0	0	0	0	0	0	0	0	0	.000
Mar 03	RIDER	ph	1	0	0	0	0	0	0	0	0	0	0	0	0	0	0	0	0	0	.000
Totals		Ogs	4	1	0	0	0	0	0	0	0	0	0	0	0	0	1	0	0	0	.000

On base pct. .000 • Slugging pct. .000

Brooke Burns Career Stats																							
Year	avg	gp-gs	ab	r	h	2b	3b	hr	rbi	tb	slg%	bb	hbp	so	gdp	ob%	sf	sh	sb-att	po	a	e	fld%
2019	.000	6-0	4	1	0	0	0	0	0	0	.000	0	0	1	0	.000	0	0	0-0	0	0	0	.000
TOTAL	.000	6-0	4	1	0	0	0	0	0	0	.000	0	0	1	0	.000	0	0	0-0	0	0	0	.000





3 Sophomore - Armani Brown INF										Elk Grove, California									
Career Highs										Season Highs									
At-Bats: 5 (2x) last vs. Portland State 2/10/19										At-Bats: 5 (2x) last vs. Portland State 2/10									
Runs: 1 (11x) last vs. Rider 3/2/19										Runs: 1 (8x) last vs. Rider 3/2									
Hits: 3 vs. UC-Riverside 2/8/19										Hits: 3 vs. UC-Riverside 2/8									
RBI: 2 vs. Rider 3/3/19										RBI: 2 vs. Rider 3/3									
Doubles: 1 vs. ECU 2/15/19										Doubles: 1 vs. ECU 2/15									
Triples:										Triples:									
Home Runs:										Home Runs:									
Walks: 1 (5x) last vs. Rider 3/3/19										Walks: 1 (4x) last vs. Rider 3/3									
SB: 1 (5x) last vs. Presbyterian 2/16/19										SB: 1 (2x) last vs. Presbyterian 2/16									
Career/Season																			
2+ Hit Games: 5/4																			
2+ SB Games: 0/0																			
2+ Runs Games: 0/0																			
2+ RBI Games: 1/1																			
1,000 Avg. Games (at least 2-2):																			
Hitting Streaks 5+ Games: 1/1																			
Hitting Streaks 10+ Games:																			
Career Long Hitting Streak: 6 ('19)																			
Season/Current Hit Streak: 6/1																			
Career Long OB Streak: 6 ('19)																			
Season/Current OB Streak: 6/5																			

#3 BROWN, Armani - 17 games (All games)

Date	Opponent	Pos	AB	R	H	RBI	2B	3B	HR	BB	SB	CS	HBP	SAC	SF	GDP	K	PO	A	E	Avg
Feb 08	vs UC Riverside	*2b	4	1	3	1	0	0	0	0	1	0	0	0	0	0	0	1	4	0	.750
Feb 08	at San Diego	*2b	5	1	1	0	0	0	0	0	0	0	0	0	0	0	1	4	2	0	.444
Feb 09	vs Cal Poly	*2b	4	0	2	1	0	0	0	0	0	1	0	0	1	0	1	6	0	0	.462
Feb 09	vs UC Riverside	*2b	4	1	1	0	0	0	0	0	0	0	0	0	0	0	0	1	2	0	.412
Feb 10	vs Portland State	*2b	5	0	1	1	0	0	0	0	0	0	0	0	0	0	0	6	2	2	.364
Feb 15	vs ECU	*2b	4	1	2	0	1	0	0	0	0	0	0	0	0	0	0	2	5	2	.385
Feb 15	at Coastal Carolina	*2b	3	0	0	0	0	0	0	0	0	0	0	0	0	0	1	3	0	0	.345
Feb 16	vs ECU	*2b	3	1	2	0	0	0	0	1	0	0	0	0	0	0	0	0	3	0	.375
Feb 16	vs Presbyterian	*2b	4	1	1	0	0	0	0	0	1	0	0	0	0	0	1	1	0	1	.361
Feb 17	vs Towson	*2b	3	0	0	0	0	0	0	0	0	0	0	1	0	0	2	1	1	0	.333
Feb 22	vs UMass Lowell	*2b	4	1	0	0	0	0	0	0	0	0	0	0	0	0	0	3	1	0	.302
Feb 22	vs Iowa State	*2b	3	0	0	0	0	0	0	0	0	0	0	0	0	0	0	1	1	0	.283
Feb 23	vs UNC Wilmington	*2b	2	0	0	0	0	0	0	0	0	0	0	0	0	0	2	0	2	0	.271
Feb 27	OHIO BOBCATS	*2b	2	0	1	0	0	0	0	1	0	0	0	0	0	0	0	1	2	0	.280
Mar 02	RIDER-1	*2b	3	1	1	0	0	0	0	1	0	0	0	0	0	0	0	1	1	0	.283
Mar 02	RIDER-2	*2b	3	0	0	0	0	0	0	0	0	0	0	0	0	0	0	3	2	0	.268
Mar 03	RIDER	*2b	2	0	1	2	0	0	0	1	0	0	0	1	0	0	0	0	2	0	.276
Totals		17gs	58	8	16	5	1	0	0	4	2	1	0	2	1	0	8	34	30	5	.276

On base pct. .317 • Slugging pct. .293

## Armani Brown Career Stats

Year	avg	gp-gs	ab	r	h	2b	3b	hr	rbi	tb	slg%	bb	hbp	so	gdp	ob%	sf	sh	sb-att	po	a	e	fld%
2018	.357	6-4	14	3	5	0	0	0	3	5	.357	1	0	1	0	.400	0	0	3-3	9	7	1	.941
2019	.276	17-17	58	8	16	1	0	0	5	17	.293	4	0	8	0	.317	1	2	2-3	34	30	5	.928
TOTAL	.292	23-21	72	11	21	1	0	0	8	22	.306	5	0	9	0	.333	1	2	5-6	43	37	6	.930



4 Junior - Sierra Huerta INF	Fillmore, California
<b>Career/Season Highs</b> At-Bats: 4 vs. UC-Riverside 2/8 Runs: 2 (3x) last vs. Rider 3/3 Hits: 2 (3x) last vs. Rider 3/3 RBI: 4 vs. Presbyterian 2/16 Doubles: 1 vs. UMass-Lowell 2/22 Triples: Home Runs: 1 vs. Presbyterian 2/15 Walks: 2 (3x) last vs. Rider 3/2 SB: 1 vs. Ohio 2/27	Grand Slams: 1 2+ Hit Games: 3 2+ HR Games: 2+ Runs Games: 3 2+ RBI Games: 2 2+ BB Games: 3 1.000 Avg. Games (at least 2-2): 1 Hitting Streaks 5+ Games: Hitting Streaks 10+ Games: Season/Current Hit Streak: 2/1 Season/Current OB Streak: 9/1

#4 HUERTA, Sierra - 19 games (All games)

Date	Opponent	Pos	AB	R	H	RBI	2B	3B	HR	BB	SB	CS	HBP	SAC	SF	GDP	K	PO	A	E	Avg
Feb 08	vs UC Riverside	*ss	4	0	1	0	0	0	0	0	0	0	0	0	0	0	0	2	3	0	.250
Feb 08	at San Diego	*ss	1	2	0	0	0	0	0	2	0	1	1	0	0	0	0	0	2	0	.200
Feb 09	vs Cal Poly	*ss	2	1	1	0	0	0	0	0	0	0	0	2	0	0	1	1	1	1	.286
Feb 09	vs UC Riverside	*ss	3	1	2	1	0	0	0	0	0	0	0	0	0	0	0	1	3	2	.400
Feb 10	vs Portland State	*ss	2	1	0	0	0	0	0	1	0	0	1	0	0	0	0	2	4	0	.333
Feb 15	vs ECU	*ss	1	1	0	0	0	0	0	2	0	0	0	0	0	0	0	3	1	0	.308
Feb 15	at Coastal Carolina	*ss	3	0	2	0	0	0	0	0	0	1	0	0	0	0	0	1	3	0	.375
Feb 16	vs ECU	*ss	3	1	0	0	0	0	0	1	0	0	0	0	0	0	2	3	2	0	.316
Feb 16	vs Presbyterian	*ss	3	1	1	4	0	0	1	0	0	0	0	0	0	0	0	0	1	0	.318
Feb 17	vs Towson	*ss	3	0	0	0	0	0	0	0	0	0	0	0	0	0	1	1	1	0	.280
Feb 22	vs UMass Lowell	*ss	2	0	1	0	1	0	0	1	0	0	0	0	0	0	0	1	0	0	.296
Feb 22	vs Iowa State	*ss	2	0	0	0	0	0	0	1	0	0	0	0	0	0	1	2	2	0	.276
Feb 23	vs UNC Wilmington	*ss	2	2	0	1	0	0	0	1	0	0	1	0	0	0	1	0	1	0	.258
Feb 23	at Charleston So.	*ss	2	0	1	2	0	0	0	1	0	0	0	0	1	0	0	0	1	0	.273
Feb 24	vs Appalachian State	*ss	2	0	0	0	0	0	0	0	0	0	1	0	0	0	1	2	2	1	.257
Feb 27	OHIO BOBCATS	*ss	1	1	0	0	0	0	0	1	1	0	1	0	0	0	1	1	2	1	.250
Mar 02	RIDER-1	*ss	1	0	0	0	0	0	0	2	0	0	0	0	0	0	0	1	1	0	.243
Mar 02	RIDER-2	*ss	3	0	0	0	0	0	0	0	0	0	0	0	0	0	1	0	1	0	.225
Mar 03	RIDER	*ss	2	2	2	0	0	0	0	1	0	0	0	0	0	0	0	1	4	0	.262
Totals		19gs	42	13	11	8	1	0	1	14	1	2	5	2	1	0	9	22	35	5	.262

On base pct. .484 • Slugging pct. .357

Sierra Huerta Career Stats																							
Year	avg	gp-gs	ab	r	h	2b	3b	hr	rbi	tb	slg%	bb	hbp	so	gdp	ob%	sf	sh	sb-att	po	a	e	fld%
2019	.262	19-19	42	13	11	1	0	1	8	15	.357	14	5	9	0	.484	1	2	1-3	22	35	5	.919
TOTAL	.262	19-19	42	13	11	1	0	1	8	15	.357	14	5	9	0	.484	1	2	1-3	22	35	5	.919





7 Senior - Ali Burdette P/UT	Buffalo, West Virginia
<b>Career/Season Highs</b> IP: 7.0 (2x) last vs. MTSU 5/6/18   3 vs. <i>Cal Poly</i> 2/9 Ks: 5 (3x) last vs. Tennessee Tech 2/10/18   2 vs. <i>Cal Poly</i> 2+ Strikeout Games: 30/1 5+ Strikeout Games: 3/0 10+ Strikeout Games: 3+ Innings Pitched Games: 39/1 5+ Innings Pitched Games: 13/0 <i>1st career win 2/19/16 vs. LIU Brooklyn 10-2</i> <i>1st career save 5/6/18 vs. MTSU</i>	<b>Career/Season Highs</b> At-Bats: 4 (4x) last vs. WKU 3/25/17   Runs: 1 (6x) last vs. vs. Delaware State 3/5/17   Hits: 3 at FIU 4/14/17   RBI: 4 vs. Delaware State 3/5/17   Doubles: 1 (5x) last vs. WKU 5/11/17   Triples: N/A   Home Runs: 1 (3x) last vs. Delaware State 3/5/17   Walks: 2 at USC Upstate 2/23/18   SB: 1 (2x) last at FIU 4/15/17

#7 BURDETTE, Ali - 1 appearance (All games)

Date	Opponent	GS	IP	H	R	ER	BB	SO	2B	3B	HR	WP	BK	HBP	IBB	Score	W-L	Sv	ERA	NP
Feb 09	vs Cal Poly		3.0	4	2	0	3	2	0	0	0	2	0	0	1	6-5	1-0	0	0.00	46
Totals		0	3.0	4	2	0	3	2	0	0	0	2	0	0	1	6-5	1-0	0	0.00	-

Ali Burdette Career Stats																							
Year	avg	gp-gs	ab	r	h	2b	3b	hr	rbi	tb	slg%	bb	hbp	so	gdp	ob%	sf	sh	sb-att	po	a	e	fld%
2016	.233	20-14	43	3	10	1	0	1	4	14	.326	4	0	11	0	.298	0	0	0-0	4	20	1	.960
2017	.243	40-21	74	3	18	4	0	2	11	28	.378	3	0	13	1	.273	0	0	2-2	2	8	0	1.000
2018	.333	3-1	3	1	1	0	0	0	2	1	.333	2	0	1	0	.600	0	0	0-0	0	31	1	.969
TOTAL	.242	63-36	120	7	29	5	0	3	17	43	.358	9	0	25	1	.295	0	0	2-2	6	59	2	.970
Year	era	w-l	app	qs	cq	sho	sv	ip	h	r	er	bb	so	2b	3b	hr	bf	bavg	wp	hbp	bk	sfa	sha
2016	5.74	5-6	25	8	2	1/0	0	69.0	108	54	44	20	30	14	3	7	343	.346	2	2	0	2	6
2017	4.70	5-0	16	5	0	0/2	0	46.0	67	30	24	21	26	3	1	3	230	.333	5	3	0	1	4
2018	5.24	4-9	33	5	1	0/1	1	91.0	112	66	53	33	46	21	0	8	426	.304	2	8	0	5	12
2019	0.00	1-0	1	0	0	0/0	0	3.0	4	2	0	3	2	0	0	0	15	.400	2	0	0	0	2
TOTAL	5.21	15-15	75	18	3	1/3	1	209.0	291	152	121	77	104	38	4	18	1014	.327	11	13	0	8	24



10 Senior - Hannah Giammarino OF	Amanda, Ohio
<b>Career/Season Highs *at Marshall*</b> At-Bats: 3 (10x) last vs. UNC-Wilmington 2/23 Runs: 3 vs. Rider 3/3 Hits: 3 vs. UNC-Wilmington 2/23 RBI: 4 vs. EKU 2/16 Doubles: 1 (2x) last vs. Rider 3/3 Triples: 1 vs. Portland State 2/10 Home Runs: 1 (3x) last vs. vs. UNC-Wilmington 2/23 Walks: 2 vs. Rider 3/3 SB: 3 vs. Rider 3/3	2+ Hit Games: 3 2+ SB Games: 2 2+ HR Games: 2+ Runs Games: 4 2+ RBI Games: 4 2+ BB Games: 1 1.000 Avg. Games (at least 2-2): 1 Hitting Streaks 5+ Games: Hitting Streaks 10+ Games: Season/Current Hit Streak: 4/1 Season/Current OB Streak: 8/8

Bowling Green stats

Bowling Green stats				Career Hitting Statistics																			
	AVG	GP	GS	AB	R	H	2B	3B	HR	RBI	SLG%	BB	HBP	SO	GDP	OB%	SF	SH	SB	PO	A	E	FLD%
2016	.255	28	20	51	10	13	3	0	1	9	.373	7	0	15	0	.345	0	3	1	23	4	5	.844
2017	.250	49	47	112	18	28	1	0	1	9	.286	14	2	32	0	.344	0	8	8	68	3	4	.947
2018	.306	21	12	36	7	11	2	1	1	4	.500	3	0	8	0	.359	0	3	1	19	2	2	.913
Total	.261	98	79	199	35	52	6	1	3	22	.347	24	2	55	0	.347	0	14	10	110	9	11	.915

#10 GIAMMARINO, H. - 18 games (All games)

Date	Opponent	Pos	AB	R	H	RBI	2B	3B	HR	BB	SB	CS	HBP	SAC	SF	GDP	K	PO	A	E	Avg
Feb 08	at San Diego	*of	3	1	1	0	0	0	0	0	0	0	0	0	0	0	1	3	0	0	.333
Feb 09	vs Cal Poly	*of	3	1	1	0	0	0	0	0	0	1	0	0	0	0	1	1	2	0	.333
Feb 09	vs UC Riverside	*of	2	1	1	1	1	0	0	1	0	0	0	0	0	0	0	1	0	0	.375
Feb 10	vs Portland State	*of	3	2	1	2	0	1	0	1	1	0	0	0	0	0	1	0	0	0	.364
Feb 15	vs EKU	*of	3	0	0	0	0	0	0	0	0	0	0	0	0	0	2	0	0	0	.286
Feb 15	at Coastal Carolina	*of	3	0	0	0	0	0	0	0	0	0	0	0	0	0	0	3	0	0	.235
Feb 16	vs EKU	*of	3	2	2	4	0	0	1	0	0	0	0	0	0	0	0	1	0	0	.300
Feb 16	vs Presbyterian	*of	3	1	2	1	0	0	1	0	1	0	0	0	0	0	0	1	0	0	.348
Feb 17	vs Towson	*of	3	0	0	0	0	0	0	0	2	0	0	0	0	0	0	0	0	0	.308
Feb 22	vs UMass Lowell	*of	3	0	0	0	0	0	0	0	0	0	0	0	0	0	1	1	0	0	.276
Feb 22	vs Iowa State	*of	2	0	0	0	0	0	0	1	0	0	0	0	0	0	1	2	0	0	.258
Feb 23	vs UNC Wilmington	*of	3	2	3	3	0	0	1	1	1	0	0	0	0	0	0	1	0	0	.324
Feb 23	at Charleston So.	*of	2	1	1	1	0	0	0	1	0	0	0	0	0	0	0	0	0	0	.333
Feb 24	vs Appalachian State	*of	2	0	1	0	0	0	0	0	0	0	0	0	0	0	0	0	0	0	.342
Feb 27	OHIO BOBCATS	*of	2	1	0	0	0	0	0	1	0	0	0	0	0	0	1	1	0	0	.325
Mar 02	RIDER-1	*of	2	0	0	0	0	0	0	1	0	0	0	0	0	0	1	1	1	0	.310
Mar 02	RIDER-2	*of	2	0	0	0	0	0	0	1	0	0	0	0	0	0	0	1	0	0	.295
Mar 03	RIDER	*of	2	3	1	2	1	0	0	2	3	0	0	0	0	0	0	1	0	0	.304
Totals		18gs	46	15	14	14	2	1	3	10	8	1	0	0	0	0	9	18	3	0	.304

On base pct. .429 • Slugging pct. .587

Hannah Giammarino Career Stats

Year	avg	gp-gs	ab	r	h	2b	3b	hr	rbi	tb	slg%	bb	hbp	so	gdp	ob%	sf	sh	sb-att	po	a	e	fld%
2019	.304	18-18	46	15	14	2	1	3	14	27	.587	10	0	9	0	.429	0	0	8-9	18	3	0	1.000
TOTAL	.304	18-18	46	15	14	2	1	3	14	27	.587	10	0	9	0	.429	0	0	8-9	18	3	0	1.000





14 Senior - Hayden Ellis C										Ashville, Ohio									
Career Highs										Season Highs									
At-Bats: 4 (4x) last vs. Delaware State 3/5/17										At-Bats: 3 (5x) last at Charleston Southern 2/23									
Runs: 2 (2x) last vs. MTSU 4/24/16										Runs: 1 (5x) last vs. Rider 3/3									
Hits: 2 (2x) last vs. Furman 2/10/17										Hits: 1 (5x) last at Charleston Southern 2/23									
RBI: 2 (6x) last vs. ECU 2/16/19										RBI: 2 (2x) last vs. ECU 2/16									
Doubles: 1 (11x) last vs. Iowa State 2/22/19										Doubles: 1 (3x) last vs. Iowa State 2/22									
Triples: 1 vs. La. Tech 5/11/16										Triples:									
Home Runs: 1 at Liberty 4/13/16										Home Runs:									
Walks: 2 vs. Lipscomb 2/11/17										Walks: 1 (7x) last vs. Rider 3/3									
SB: 1 vs. Delaware State 3/5/17										SB:									
Career/Season										2+ Hit Games: 2/0									
2+ SB Games:										2+ SB Games:									
2+ Runs Games: 2/0										2+ Runs Games: 2/0									
2+ RBI Games: 6/2										2+ RBI Games: 6/2									
2+ BB Games: 1/0										2+ BB Games: 1/0									
1,000 Avg. Games (at least 2-2):										1,000 Avg. Games (at least 2-2):									
Hitting Streaks 5+ Games:										Hitting Streaks 5+ Games:									
Hitting Streaks 10+ Games:										Hitting Streaks 10+ Games:									
Career Long Hitting Streak: 3 ('16)										Career Long Hitting Streak: 3 ('16)									
Season/Current Hit Streak: 1/0										Season/Current Hit Streak: 1/0									
Career Long OB Streak: 4 ('17)										Career Long OB Streak: 4 ('17)									
Season/Current OB Streak: 3 (2x)/1										Season/Current OB Streak: 3 (2x)/1									

#14 ELLIS, Hayden - 18 games (All games)

Date	Opponent	Pos	AB	R	H	RBI	2B	3B	HR	BB	SB	CS	HBP	SAC	SF	GDP	K	PO	A	E	Avg
Feb 08	vs UC Riverside	*c	2	0	1	1	0	0	0	1	0	0	0	0	0	0	0	4	0	1	.500
Feb 08	at San Diego	*c	3	0	0	0	0	0	0	0	0	0	0	1	0	0	1	2	0	0	.200
Feb 09	vs Cal Poly	*c	1	1	0	2	0	0	0	1	0	0	0	0	2	0	0	7	0	0	.167
Feb 09	vs UC Riverside	c	0	0	0	0	0	0	0	0	0	0	0	0	0	0	0	1	0	0	.167
Feb 10	vs Portland State	*c	3	1	1	1	1	0	0	1	0	0	0	0	0	0	0	4	1	0	.222
Feb 15	vs ECU	*c	1	0	0	0	0	0	0	1	0	0	0	0	0	0	1	4	0	0	.200
Feb 15	at Coastal Carolina	*c	1	0	0	0	0	0	0	0	0	0	0	0	0	0	1	1	0	0	.182
Feb 16	vs ECU	*c	2	0	1	2	1	0	0	1	0	0	0	0	0	0	0	5	0	0	.231
Feb 16	vs Presbyterian	*c	2	0	0	0	0	0	0	0	0	0	0	0	0	0	0	4	0	0	.200
Feb 17	vs Towson	*c	2	0	0	0	0	0	0	0	0	0	0	0	0	0	2	5	2	0	.176
Feb 22	vs UMass Lowell	*c	2	0	0	0	0	0	0	0	0	0	0	0	0	0	0	8	0	0	.158
Feb 22	vs Iowa State	*c	3	0	1	0	1	0	0	0	0	0	0	0	0	0	2	4	0	0	.182
Feb 23	vs UNC Wilmington	*c	3	1	0	1	0	0	0	0	0	0	0	1	0	0	1	7	0	0	.160
Feb 23	at Charleston So.	*c	3	1	1	0	0	0	0	0	0	0	0	0	0	0	0	8	0	0	.179
Feb 24	vs Appalachian State	*c	1	0	0	0	0	0	0	0	0	0	0	0	0	0	0	8	0	0	.172
Mar 02	RIDER-1	c	0	0	0	0	0	0	0	1	0	0	0	0	0	0	0	3	0	0	.172
Mar 02	RIDER-2	c	1	0	0	0	0	0	0	0	0	0	0	0	0	0	0	3	0	0	.167
Mar 03	RIDER	c	0	1	0	0	0	0	0	1	0	1	0	0	0	0	0	2	0	1	.167
Totals		14gs	30	5	5	7	3	0	0	7	0	1	0	2	2	0	8	80	3	2	.167

On base pct. .308 • Slugging pct. .267

Hayden Ellis Career Stats																							
Year	avg	gp-gs	ab	r	h	2b	3b	hr	rbi	tb	slg%	bb	hbp	so	gdp	ob%	sf	sh	sb-att	po	a	e	fld%
2016	.182	30-17	55	6	10	3	1	1	6	18	.327	6	0	15	0	.262	0	1	0-0	14	2	0	1.000
2017	.118	36-12	51	3	6	3	0	0	4	9	.176	2	0	11	0	.151	0	1	1-1	22	0	1	.957
2018	.143	10-5	14	0	2	2	0	0	0	4	.286	1	0	7	0	.200	0	0	0-0	0	0	0	.000
2019	.167	18-14	30	5	5	3	0	0	7	8	.267	7	0	8	0	.308	2	2	0-1	80	3	2	.976
TOTAL	.153	94-48	150	14	23	11	1	1	17	39	.260	16	0	41	0	.232	2	4	1-2	116	5	3	.976



16 Senior - Abigail Estrada OF										Torrance, California									
Career Highs										Season Highs									
At-Bats: 5 vs. Illinois 5/19/17										At-Bats: 4 vs. UC-Riverside 2/8									
Runs: 3 vs. Missouri 2/17/18										Runs: 1 (2x) last vs. UNC-Wilmington 2/23									
Hits: 3 vs. FAU 4/8/17										Hits: 1 (2x) last vs. UNC-Wilmington 2/23									
RBI: 4 at Charlotte 3/19/17										RBI:									
Doubles: 1 (7x) last vs. Kent State 2/28/18										Doubles:									
Triples: N/A										Triples:									
Home Runs: 1 (4x) last vs. FAU 4/8/17										Home Runs:									
Walks: 2 vs. Presbyterian 2/24/18										Walks:									
SB: 2 (4x) last at Charlotte 3/18/17										SB: 1 vs. UC-Riverside 2/8									
Career/Season																			
Grand Slams: 1/0										2+ Hit Games: 9/0									
2+ SB Games: 4/0										2+ Runs Games: 2/0									
2+ RBI Games: 6/0										2+ BB Games: 1/0									
1,000 Avg. Games (at least 2-2): 2/0										Hitting Streaks 5+ Games:									
Hitting Streaks 10+ Games:										Career Long Hitting Streak: 3 (3x '17)									
Season/Current Hit Streak: 1/0										Season/Current OB Streak: 7 ('17)									
Season/Current OB Streak: 1/0																			

#16 ESTRADA, Abigail - 16 games (All games)

Date	Opponent	Pos	AB	R	H	RBI	2B	3B	HR	BB	SB	CS	HBP	SAC	SF	GDP	K	PO	A	E	Avg
Feb 08	vs UC Riverside	*of	4	0	1	0	0	0	0	0	1	0	0	0	0	0	0	0	0	1	.250
Feb 08	at San Diego	pr	0	0	0	0	0	0	0	0	0	0	0	0	0	0	0	0	0	0	.250
Feb 10	vs Portland State	pr	0	0	0	0	0	0	0	0	0	0	0	0	0	0	0	0	0	0	.250
Feb 15	vs ECU	*of	2	0	0	0	0	0	0	0	0	0	0	0	0	0	0	2	0	0	.167
Feb 15	at Coastal Carolina	of	0	0	0	0	0	0	0	0	0	0	0	0	0	0	0	0	0	0	.167
Feb 16	vs ECU	*of	3	0	0	0	0	0	0	0	0	0	0	0	0	0	0	1	0	0	.111
Feb 17	vs Towson	pr/of	0	1	0	0	0	0	0	0	0	0	0	0	0	0	0	0	0	0	.111
Feb 22	vs UMass Lowell	of	0	0	0	0	0	0	0	0	0	0	0	0	0	0	0	1	0	0	.111
Feb 22	vs Iowa State	of	0	0	0	0	0	0	0	0	0	0	0	0	0	0	0	0	0	0	.111
Feb 23	vs UNC Wilmington	*of	3	1	1	0	0	0	0	0	0	0	0	0	0	0	0	2	0	0	.167
Feb 23	at Charleston So.	pr/of	0	0	0	0	0	0	0	0	0	0	0	0	0	0	0	0	0	0	.167
Feb 24	vs Appalachian State	pr/of	0	0	0	0	0	0	0	0	0	1	0	0	0	0	0	0	0	0	.167
Feb 27	OHIO BOBCATS	of	0	0	0	0	0	0	0	0	0	0	0	0	0	0	0	0	0	0	.167
Mar 02	RIDER-1	pr/of	0	0	0	0	0	0	0	0	0	0	0	0	0	0	0	0	0	0	.167
Mar 02	RIDER-2	of	0	0	0	0	0	0	0	0	0	0	0	0	0	0	0	0	0	0	.167
Mar 03	RIDER	of	0	0	0	0	0	0	0	0	0	0	0	0	0	0	0	0	0	0	.167
Totals		4gs	12	2	2	0	0	0	0	0	1	1	0	0	0	0	0	6	0	1	.167

On base pct. .167 • Slugging pct. .167

## Abigail Estrada Career Stats

Year	avg	gp-gs	ab	r	h	2b	3b	hr	rbi	tb	slg%	bb	hbp	so	gdp	ob%	sf	sh	sb-att	po	a	e	fld%
2016	.200	38-3	5	10	1	0	0	0	0	1	.200	0	0	0	0	.200	0	0	10-12	1	0	1	.500
2017	.238	54-52	147	15	35	6	0	4	20	53	.361	4	5	28	0	.282	0	1	10-11	58	3	1	.984
2018	.220	45-17	50	15	11	1	0	0	2	12	.240	4	0	15	0	.278	0	1	6-8	22	2	2	.923
2019	.167	16-4	12	2	2	0	0	0	0	2	.167	0	0	0	0	.167	0	0	1-2	6	0	1	.857
TOTAL	.229	153-76	214	42	49	7	0	4	22	68	.318	8	5	43	0	.273	0	2	27-33	87	5	5	.948



17 Freshman - Chloe Lee OF

Tampa, Florida

Career Highs

At-Bats: 4 (2x) last vs. UC-Riverside 2/9  
Runs: 2 at Charleston Southern 2/23  
Hits: 3 vs. Portland State 2/10  
RBI: 1 (3x) last at Charleston Southern 2/23  
Doubles:  
Triples:  
Home Runs:  
Walks: 2 (2x) last vs. Presbyterian 2/16  
SB: 2 (2x) last vs. Presbyterian 2/16

2+ Hit Games: 2  
2+ SB Games: 2  
2+ Runs Games: 1  
2+ RBI Games:  
2+ BB Games: 2  
1.000 Avg. Games (at least 2-2): 1  
Hitting Streaks 5+ Games:  
Hitting Streaks 10+ Games:  
Season/Current Hit Streak: 3/0  
Season/Current OB Streak: 3/1

#17 LEE, Chloe - 19 games (All games)

Date	Opponent	Pos	AB	R	H	RBI	2B	3B	HR	BB	SB	CS	HBP	SAC	SF	GDP	K	PO	A	E	Avg
Feb 08	vs UC Riverside	*of	4	0	2	0	0	0	0	0	1	0	0	0	0	0	0	0	0	1	.500
Feb 08	at San Diego	*of	3	1	0	1	0	0	0	2	0	0	0	0	0	0	2	1	0	0	.286
Feb 09	vs Cal Poly	*of	3	0	1	0	0	0	0	0	0	0	0	1	0	0	0	5	0	0	.300
Feb 09	vs UC Riverside	*of	4	0	0	0	0	0	0	0	0	0	0	0	0	0	1	0	0	0	.214
Feb 10	vs Portland State	*of	3	1	3	1	0	0	0	0	2	0	0	0	0	0	0	0	0	0	.353
Feb 15	vs ECU	*of	3	0	0	0	0	0	0	0	1	0	0	0	0	0	0	0	0	0	.300
Feb 15	at Coastal Carolina	*of	2	0	0	0	0	0	0	0	0	0	0	0	0	0	0	0	0	0	.273
Feb 16	vs ECU	pr/of	0	0	0	0	0	0	0	0	0	0	0	0	0	0	0	0	0	0	.273
Feb 16	vs Presbyterian	*of	1	1	0	0	0	0	0	2	2	0	0	0	0	0	1	1	0	0	.261
Feb 17	vs Towson	*of	3	0	1	0	0	0	0	0	0	0	0	0	0	0	0	2	0	0	.269
Feb 22	vs UMass Lowell	*of	3	1	1	0	0	0	0	0	0	0	0	0	0	0	1	0	0	0	.276
Feb 22	vs Iowa State	*of	2	0	0	0	0	0	0	0	0	0	0	0	0	0	1	2	0	0	.258
Feb 23	vs UNC Wilmington	*of	1	0	1	0	0	0	0	0	0	0	0	0	0	0	0	0	0	0	.281
Feb 23	at Charleston So.	*of	2	2	1	1	0	0	0	0	1	0	0	0	0	0	0	1	0	0	.294
Feb 24	vs Appalachian State	*of	2	1	1	0	0	0	0	0	1	0	0	0	0	0	1	1	0	0	.306
Feb 27	OHIO BOBCATS	*of	2	0	0	0	0	0	0	0	0	0	0	0	0	0	0	2	0	0	.289
Mar 02	RIDER-1	*of	2	0	0	0	0	0	0	0	0	0	0	0	0	0	0	0	0	0	.275
Mar 02	RIDER-2	pr	0	1	0	0	0	0	0	0	1	0	0	0	0	0	0	0	0	0	.275
Mar 03	RIDER	*of	2	1	0	0	0	0	0	0	1	0	0	0	0	0	0	0	0	0	.262
Totals		16gs	42	9	11	3	0	0	0	4	10	0	0	1	0	0	7	15	0	1	.262

On base pct. .326 • Slugging pct. .262

Chloe Lee Career Stats

Year	avq	qp-gs	ab	r	h	2b	3b	hr	rbi	tb	slq%	bb	hbp	so	gdp	ob%	sf	sh	sb-att	po	a	e	fld%
2019	.262	19-16	42	9	11	0	0	0	3	11	.262	4	0	7	0	.326	0	1	10-10	15	0	1	.938
TOTAL	.262	19-16	42	9	11	0	0	0	3	11	.262	4	0	7	0	.326	0	1	10-10	15	0	1	.938





21 Freshman - Rachel Pennington OF										West Hamlin, West Virginia									
<b>Career Highs</b>										2+ Hit Games:									
At-Bats: 2 vs. Rider 3/2										2+ SB Games:									
Runs: 1 (4x) last vs. UNC-Wilmington 2/23										2+ Runs Games:									
Hits:										2+ RBI Games:									
RBI:										2+ BB Games:									
Doubles:										1.000 Avg. Games (at least 2-2):									
Triples:										Hitting Streaks 5+ Games:									
Home Runs:										Hitting Streaks 10+ Games:									
Walks:										Season/Current Hit Streak:									
SB: 1 (5x) last vs. Ohio 2/27										Season/Current OB Streak:									

#21 PENNINGTON, Rachel - 13 games (All games)

Date	Opponent	Pos	AB	R	H	RBI	2B	3B	HR	BB	SB	CS	HBP	SAC	SF	GDP	K	PO	A	E	Avg
Feb 08	vs UC Riverside	pr	0	0	0	0	0	0	0	0	1	0	0	0	0	0	0	0	0	0	.000
Feb 09	vs Cal Poly	pr	0	0	0	0	0	0	0	0	0	0	0	0	0	0	0	0	0	0	.000
Feb 09	vs UC Riverside	pr	0	1	0	0	0	0	0	0	0	0	0	0	0	0	0	0	0	0	.000
Feb 10	vs Portland State	pr	0	1	0	0	0	0	0	0	1	0	0	0	0	0	0	0	0	0	.000
Feb 15	at Coastal Carolina	pr	0	0	0	0	0	0	0	0	0	0	0	0	0	0	0	0	0	0	.000
Feb 16	vs ECU	pr	0	0	0	0	0	0	0	0	0	0	0	0	0	0	0	0	0	0	.000
Feb 17	vs Towson	pr	0	0	0	0	0	0	0	0	1	0	0	0	0	0	0	0	0	0	.000
Feb 22	vs UMass Lowell	pr	0	1	0	0	0	0	0	0	0	0	0	0	0	0	0	0	0	0	.000
Feb 22	vs Iowa State	pr	0	0	0	0	0	0	0	0	0	0	0	0	0	0	0	0	0	0	.000
Feb 23	vs UNC Wilmington	pr	0	1	0	0	0	0	0	0	1	0	0	0	0	0	0	0	0	0	.000
Feb 27	OHIO BOBCATS	pr	0	0	0	0	0	0	0	0	1	0	0	0	0	0	0	0	0	0	.000
Mar 02	RIDER-1	of	0	0	0	0	0	0	0	0	0	0	0	0	0	0	0	0	0	0	.000
Mar 02	RIDER-2	*of	2	0	0	0	0	0	0	0	0	0	0	0	0	0	0	1	0	0	.000
Totals		1gs	2	4	0	0	0	0	0	0	5	0	0	0	0	0	0	1	0	0	.000

On base pct. .000 • Slugging pct. .000

Rachel Pennington Career Stats																							
Year	avg	gp-gs	ab	r	h	2b	3b	hr	rbi	tb	slg%	bb	hbp	so	gdp	ob%	sf	sh	sb-att	po	a	e	fld%
2019	.000	13-1	2	4	0	0	0	0	0	0	.000	0	0	0	0	.000	0	0	5-5	1	0	0	1.000
TOTAL	.000	13-1	2	4	0	0	0	0	0	0	.000	0	0	0	0	.000	0	0	5-5	1	0	0	1.000



22 Freshman - Caitlin Myers C

Charles Town, West Virginia

Career Highs

At-Bats: 1 (2x) last vs. Appalachian State 2/24  
Runs:  
Hits:  
RBI:  
Doubles:  
Triples:  
Home Runs:  
Walks: 1 vs. Towson 2/17  
SB:

2+ Hit Games:  
2+ HR Games:  
2+ Runs Games:  
2+ RBI Games:  
2+ BB Games:  
1.000 Avg. Games (at least 2-2):  
Hitting Streaks 5+ Games:  
Hitting Streaks 10+ Games:  
Season/Current Hit Streak:  
Season/Current OB Streak:

#22 MYERS, Caitlin - 3 games (All games)

Date	Opponent	Pos	AB	R	H	RBI	2B	3B	HR	BB	SB	CS	HBP	SAC	SF	GDP	K	PO	A	E	Avg
Feb 16	vs Presbyterian	ph/c	1	0	0	0	0	0	0	0	0	0	0	0	0	0	0	0	0	0	.000
Feb 17	vs Towson	ph	0	0	0	0	0	0	0	1	0	0	0	0	0	0	0	0	0	0	.000
Feb 24	vs Appalachian State	ph	1	0	0	0	0	0	0	0	0	0	0	0	0	1	0	0	0	0	.000
Totals		Ogs	2	0	0	0	0	0	0	1	0	0	0	0	0	1	0	0	0	0	.000

On base pct. .333 • Slugging pct. .000

Caitlin Myers Career Stats

Year	avg	gp-gs	ab	r	h	2b	3b	hr	rbi	tb	slg%	bb	hbp	so	gdp	ob%	sf	sh	sb-att	po	a	e	fld%
2019	.000	3-0	2	0	0	0	0	0	0	0	.000	1	0	0	1	.333	0	0	0-0	0	0	0	.000
TOTAL	.000	3-0	2	0	0	0	0	0	0	0	.000	1	0	0	1	.333	0	0	0-0	0	0	0	.000



23 Freshman - Mya Stevenson P/UT										Mesquite, Texas									
Season Highs										Season Highs									
IP:										At-Bats: 4 (4x) last vs. UNC-Wilmington 2/23									
Ks:										Runs: 2 (3x) last vs. Ohio 2/27									
2+ Strikeout Games:										Hits: 2 (5x) last vs. Ohio 2/27									
5+ Strikeout Games:										RBI: 3 vs. UNC-Wilmington 2/23									
10+ Strikeout Games:										Doubles: 1 (2x) last vs. Rider 3/2									
3+ Innings Pitched Games:										Triples:									
5+ Innings Pitched Games:										HR: 1 (6x) last vs. Rider 3/2									
1st career win:										Walks: 2 at Charleston Southern 2/23									
										SB: 1 (2x) last vs. Rider 3/3									
										2+ Hit Games: 5									
										2+ HR Games:									
										2+ Runs Games: 3									
										2+ RBI Games: 4									
										2+ BB Games: 1									
										1,000 Avg. Games (at least 2-2): 1									
										Hitting Streaks 5+ Games: 1									
										Hitting Streaks 10+ Games:									
										Season/Current Hit Streak: 6/0									
										Season/Current OB Streak: 11/4									

#23 STEVENSON, Mya - 17 games (All games)

Date	Opponent	Pos	AB	R	H	RBI	2B	3B	HR	BB	SB	CS	HBP	SAC	SF	GDP	K	PO	A	E	Avg
Feb 08	at San Diego	*dh	3	2	2	1	0	0	0	1	0	0	0	0	0	0	0	0	0	0	.667
Feb 09	vs Cal Poly	*dh	4	0	0	0	0	0	0	0	0	0	1	0	0	0	1	0	0	0	.286
Feb 09	vs UC Riverside	*p	0	0	0	0	0	0	0	0	0	0	0	0	0	0	0	0	0	0	.286
Feb 15	vs ECU	ph	1	1	1	2	0	0	1	0	0	0	0	0	0	0	0	0	0	0	.375
Feb 15	at Coastal Carolina	*of	3	0	1	0	0	0	0	0	0	0	0	0	0	0	0	1	0	0	.364
Feb 16	vs ECU	*of	4	1	2	0	1	0	0	0	0	0	0	0	0	0	0	0	0	0	.400
Feb 16	vs Presbyterian	*of	2	2	2	1	0	0	1	1	0	0	0	0	0	0	0	0	0	0	.471
Feb 17	vs Towson	*of/ph	3	0	1	0	0	0	0	1	0	0	0	0	0	0	1	2	0	1	.450
Feb 22	vs UMass Lowell	*of/dh	4	1	1	2	0	0	1	0	0	0	0	0	0	0	1	0	0	0	.417
Feb 22	vs Iowa State	*of	3	0	0	0	0	0	0	0	0	0	0	0	0	0	1	1	0	0	.370
Feb 23	vs UNC Wilmington	*of/dh	4	1	2	3	0	0	1	0	0	0	0	0	0	0	0	1	0	0	.387
Feb 23	at Charleston So.	*of	2	1	0	0	0	0	0	2	1	0	0	0	0	0	1	0	0	0	.364
Feb 24	vs Appalachian State	*of/dh	3	0	0	0	0	0	0	0	0	0	0	0	0	0	1	0	0	0	.333
Feb 27	OHIO BOBCATS	*of/dh	3	2	2	1	0	0	1	0	0	0	0	0	0	0	0	0	0	0	.359
Mar 02	RIDER-1	*of/dh	3	0	1	1	1	0	0	0	0	0	0	0	0	0	2	0	0	0	.357
Mar 02	RIDER-2	*of	3	1	1	2	0	0	1	0	0	0	0	0	0	0	0	0	1	0	.356
Mar 03	RIDER	*of/dh	2	0	0	0	0	0	0	1	1	0	0	0	0	0	0	0	0	0	.340
Totals		16gs	47	12	16	13	2	0	6	6	2	0	1	0	0	0	8	5	1	1	.340

On base pct. .426 • Slugging pct. .766

#23 STEVENSON, Mya - 1 appearance (All games)

Date	Opponent	GS	IP	H	R	ER	BB	SO	2B	3B	HR	WP	BK	HBP	IBB	Score	W-L	Sv	ERA	NP
Feb 09	vs UC Riverside	*	0.0	0	2	0	2	0	0	0	0	2	0	1	0	4-5	0-1	0	0.00	19
Totals		1	0.0	0	2	0	2	0	0	0	0	2	0	1	0	4-5	0-1	0	0.00	-

# Mya Stevenson Career Stats

Year	avg	gp-gs	ab	r	h	2b	3b	hr	rbi	tb	slg%	bb	hbp	so	gdp	ob%	sf	sh	sb-att	po	a	e	fld%
2019	.340	17-16	47	12	16	2	0	6	13	36	.766	6	1	8	0	.426	0	0	2-2	5	1	1	.857
TOTAL	.340	17-16	47	12	16	2	0	6	13	36	.766	6	1	8	0	.426	0	0	2-2	5	1	1	.857
Year	era	w-l	app	qs	cq	sho	sv	ip	h	r	er	bb	so	2b	3b	hr	bf	bavg	wp	hbp	bk	sfa	sha
2019	0.00	0-1	1	1	0	0/0	0	0.0	0	2	0	2	0	0	0	0	4	.000	2	1	0	0	0
TOTAL	0.00	0-1	1	1	0	0/0	0	0.0	0	2	0	2	0	0	0	0	4	.000	2	1	0	0	0





27 Sophomore - Rachel Rousseau OFMorgantown, West Virginia		
Career Highs	Season Highs	Career/Season
At-Bats: 5 vs. Cal Poly 2/9/19	At-Bats: 5 vs. Cal Poly 2/9	2+ Hit Games: 3/3
Runs: 2 vs. UC-Riverside 2/8/19	Runs: 2 vs. UC-Riverside 2/8	2+ SB Games:
Hits: 2 (3x) last vs. Cal Poly 2/9/19	Hits: 2 (3x) last vs. Cal Poly 2/9	2+ Runs Games: 1/1
RBI: 2 (3x) last vs. Cal Poly 2/9/19	RBI: 2 (2x) last vs. Cal Poly 2/9	2+ RBI Games: 3/2
Doubles: 2 vs. UC-Riverside 2/8/19	Doubles: 2 vs. UC-Riverside 2/8	2+ BB Games:
Triples:	Triples:	1,000 Avg. Games (at least 2-2):
Home Runs:	Home Runs:	Hitting Streaks 5+ Games:
Walks: 1 (4x) last vs. UC-Riverside 2/9/19	Walks: 1 (2x) last vs. UC-Riverside 2/9	Hitting Streaks 10+ Games:
SB: 1 (6x) last vs. Cal Poly 2/9/19	SB: 1 vs. Cal Poly 2/9	Career Long Hitting Streak: 3 ('19)
		Season/Current Hit Streak: 3/0
		Career Long OB Streak: 4 ('19)
		Season/Current OB Streak: 4/0

#27 ROUSSEAU, Rachel - 5 games (All games)

Date	Opponent	Pos	AB	R	H	RBI	2B	3B	HR	BB	SB	CS	HBP	SAC	SF	GDP	K	PO	A	E	Avg
Feb 08	vs UC Riverside	*of	3	2	2	2	2	0	0	1	0	0	0	0	0	0	0	0	0	0	.667
Feb 08	at San Diego	*of	4	1	2	2	1	0	0	0	0	0	0	0	0	0	2	3	0	0	.571
Feb 09	vs Cal Poly	*of	5	1	2	0	0	0	0	0	1	0	0	0	0	0	0	1	0	0	.500
Feb 09	vs UC Riverside	*of	3	0	0	0	0	0	0	1	0	0	0	0	0	0	0	0	0	0	.400
Feb 10	vs Portland State	*of	3	0	0	0	0	0	0	0	0	0	0	1	0	0	0	0	0	0	.333
Totals		5gs	18	4	6	4	3	0	0	2	1	0	0	1	0	0	2	4	0	0	.333

On base pct. .400 • Slugging pct. .500

Rachel Rousseau Career Stats																							
Year	avg	gp-gs	ab	r	h	2b	3b	hr	rbi	tb	slg%	bb	hbp	so	gdp	ob%	sf	sh	sb-att	po	a	e	fld%
2018	.238	41-5	21	8	5	4	0	0	5	9	.429	2	0	4	0	.304	0	0	5-9	9	1	0	1.000
2019	.333	5-5	18	4	6	3	0	0	4	9	.500	2	0	2	0	.400	0	1	1-1	4	0	0	1.000
TOTAL	.282	46-10	39	12	11	7	0	0	9	18	.462	4	0	6	0	.349	0	1	6-10	13	1	0	1.000



43 Sophomore - Aly Harrell INF										Gahanna, Ohio									
Career Highs										Season Highs									
At-Bats: 4 (10x) last vs. Rider 3/3/19										At-Bats: 4 (4x) last vs. Rider 3/3									
Runs: 3 vs. Presbyterian 2/16/19										Runs: 3 vs. Presbyterian 2/16									
Hits: 3 (2x) last at WKU 4/21/18										Hits: 2 (2x) last vs. Presbyterian 2/16									
RBI: 4 (2x) last vs. Presbyterian 2/16/19										RBI: 4 vs. Presbyterian 2/16									
Doubles: 2 vs. Kent State 2/28/18										Doubles: 1 (3x) last vs. Rider 3/3									
Triples:										Triples:									
Home Runs: 2 vs. Presbyterian 2/16/19										Home Runs: 2 vs. Presbyterian 2/16									
Walks: 3 (2x) last vs. UC-Riverside 2/9/19										Walks: 3 (2x) last vs. UC-Riverside 2/9									
SB: 1 at Ohio 4/25										SB:									
HBP: 2 (3x) last vs. Towson 2/17/19										HBP: 2 (2x) last vs. Towson 2/17									
Career/Season																			
2+ Hit Games: 13/2										2+ Hit Games: 1/1   Grand Slams: 1/0									
2+ HR Games: 4/3										2+ Runs Games: 14/4									
2+ RBI Games: 7/4										1,000 Avg. Games (at least 2-2): 3/2									
Hitting Streaks 5+ Games: 2/1										Hitting Streaks 10+ Games:									
Career Long Hitting Streak: 6 ('18)										Season/Current Hit Streak: 5/2									
Career Long OB Streak: 12 ('19)										Season/Current OB Streak: 12/12									

#43 HARRELL, Aly - 19 games (All games)

Date	Opponent	Pos	AB	R	H	RBI	2B	3B	HR	BB	SB	CS	HBP	SAC	SF	GDP	K	PO	A	E	Avg
Feb 08	vs UC Riverside	*1b	1	0	0	0	0	0	0	1	0	0	2	0	0	0	0	12	0	0	.000
Feb 08	at San Diego	*1b	3	2	1	1	1	0	0	2	0	0	0	0	0	0	0	7	0	0	.250
Feb 09	vs Cal Poly	*1b	2	0	1	1	0	0	0	3	0	0	0	0	0	0	0	6	0	1	.333
Feb 09	vs UC Riverside	*1b	1	0	1	1	0	0	0	3	0	0	0	0	0	0	0	8	0	1	.429
Feb 10	vs Portland State	*1b	2	0	1	0	0	0	0	2	0	0	0	0	0	0	0	9	0	1	.444
Feb 15	vs ECU	*1b	2	1	2	2	0	0	1	1	0	0	0	0	0	0	0	9	0	0	.545
Feb 15	at Coastal Carolina	*1b	3	0	0	0	0	0	0	0	0	0	0	0	0	0	1	8	0	0	.429
Feb 16	vs ECU	*1b	2	1	0	0	0	0	0	1	0	1	1	0	0	0	0	11	0	0	.375
Feb 16	vs Presbyterian	*1b	2	3	2	4	0	0	2	0	0	0	1	0	0	0	0	7	0	0	.444
Feb 17	vs Towson	*1b	2	0	0	0	0	0	0	0	0	0	2	0	0	0	1	7	0	0	.400
Feb 22	vs UMass Lowell	*1b	4	0	1	0	0	0	0	0	0	0	0	0	0	0	1	7	0	0	.375
Feb 22	vs Iowa State	*1b	1	0	0	0	0	0	0	1	0	0	1	0	0	0	0	6	1	0	.360
Feb 23	vs UNC Wilmington	*1b	4	1	1	2	0	0	1	0	0	0	0	0	0	0	1	9	0	0	.345
Feb 23	at Charleston So.	*1b	4	1	1	2	1	0	0	0	0	0	0	0	0	0	0	4	1	0	.333
Feb 24	vs Appalachian State	*1b	2	0	0	0	0	0	0	0	0	0	1	0	0	0	0	5	1	0	.314
Feb 27	OHIO BOBCATS	*1b	2	2	1	1	0	0	1	0	0	0	1	0	0	0	0	4	1	0	.324
Mar 02	RIDER-1	*1b	3	0	0	0	0	0	0	1	0	0	0	0	0	0	1	9	0	0	.300
Mar 02	RIDER-2	*1b	2	1	1	1	0	0	1	1	0	0	0	0	0	0	1	7	0	0	.310
Mar 03	RIDER	*1b	4	0	1	1	1	0	0	0	0	0	0	0	0	0	0	9	0	1	.304
Totals		19gs	46	12	14	16	3	0	6	16	0	1	9	0	0	0	6	144	4	4	.304

On base pct. .549 • Slugging pct. .761

## Aly Harrell Career Stats

Year	avg	gp-gs	ab	r	h	2b	3b	hr	rbi	tb	slg%	bb	hbp	so	gdp	ob%	sf	sh	sb-att	po	a	e	fld%
2018	.350	48-43	120	18	42	10	0	11	41	85	.708	23	7	9	2	.480	0	2	1-1	136	6	2	.986
2019	.304	19-19	46	12	14	3	0	6	16	35	.761	16	9	6	0	.549	0	0	0-1	144	4	4	.974
TOTAL	.337	67-62	166	30	56	13	0	17	57	120	.723	39	16	15	2	.502	0	2	1-2	280	10	6	.980



44 Sophomore - Katie Adams C			Hurricane, West Virginia		
Career Highs		Season Highs		Career/Season	
At-Bats: 4 (2x) last at Charleston Southern 2/23/19		At-Bats: 4 at Charleston Southern 2/23		2+ Hit Games: 4/2	
Runs: 1 (6x) last at Charleston Southern 2/23/19		Runs: 1 (3x) last vs. Ohio 2/27		2+ HR Games:	
Hits: 2 (4x) last vs. Ohio 2/27/19		Hits: 2 (2x) last vs. Ohio 2/27		2+ Runs Games:	
RBI: 2 (2x) last vs. Ohio 2/27/19		RBI: 2 (2x) last vs. Ohio 2/27		2+ RBI Games: 2/2	
Doubles: 1 (4x) last vs. Ohio 2/27/19		Doubles: 1 (2x) last vs. Ohio 2/27		2+ BB Games: 1/0	
Triples:		Triples:		1,000 Avg. Games (at least 2-2):	
Home Runs:		Home Runs:		Hitting Streaks 5+ Games:	
Walks: 2 at FGCU 3/21 (both intentional)		Walks: 1 (3x) last vs. Rider 3/3		Hitting Streaks 10+ Games:	
SB: 1 vs. Missouri 2/17		SB:		Career Long Hitting Streak: 3 ('19)	
HBP: 1 vs. Portland State 2/10/19		HBP: 1 vs. Portland State 2/10		Season/Current Hit Streak: 3/0	
				Career Long OB Streak: 5 ('19)	
				Season/Current OB Streak: 5/2	

#44 ADAMS, Katie - 14 games (All games)

Date	Opponent	Pos	AB	R	H	RBI	2B	3B	HR	BB	SB	CS	HBP	SAC	SF	GDP	K	PO	A	E	Avg
Feb 08	vs UC Riverside	ph	1	0	1	0	0	0	0	0	0	0	0	0	0	0	0	0	0	0	1.000
Feb 09	vs Cal Poly	ph	1	0	0	0	0	0	0	0	0	0	0	0	0	0	0	0	0	0	.500
Feb 09	vs UC Riverside	*c	3	0	1	0	0	0	0	0	0	0	0	0	0	0	0	7	1	2	.400
Feb 10	vs Portland State	*dh	2	1	0	0	0	0	0	1	0	0	1	0	0	0	0	0	0	0	.286
Feb 15	vs ECU	*dh	3	0	0	0	0	0	0	0	0	0	0	0	0	0	1	0	0	0	.200
Feb 15	at Coastal Carolina	ph	1	0	0	0	0	0	0	0	0	0	0	0	0	0	0	0	0	0	.182
Feb 22	vs UMass Lowell	ph	1	0	1	0	0	0	0	0	0	0	0	0	0	0	0	0	0	0	.250
Feb 23	vs UNC Wilmington	*dh	3	0	1	1	1	0	0	0	0	0	0	0	0	0	0	0	0	0	.267
Feb 23	at Charleston So.	*dh	4	1	2	2	0	0	0	0	0	0	0	0	0	0	0	0	0	0	.316
Feb 24	vs Appalachian State	*dh/of	2	0	0	0	0	0	0	1	0	0	0	0	0	0	0	0	0	0	.286
Feb 27	OHIO BOBCATS	*c	3	1	2	2	1	0	0	0	0	0	0	0	0	0	0	5	0	0	.333
Mar 02	RIDER-1	*c	2	0	0	0	0	0	0	0	0	0	0	0	0	0	0	5	0	0	.308
Mar 02	RIDER-2	*c	2	0	1	0	0	0	0	0	0	0	0	0	0	0	0	2	0	0	.321
Mar 03	RIDER	*c	1	0	0	0	0	0	0	1	0	0	0	0	0	0	0	1	0	0	.310
Totals		10gs	29	3	9	5	2	0	0	3	0	0	1	0	0	0	1	20	1	2	.310

On base pct. .394 • Slugging pct. .379

Katie Adams Career Stats																							
Year	avg	gp-gs	ab	r	h	2b	3b	hr	rbi	tb	slg%	bb	hbp	so	gdp	ob%	sf	sh	sb-att	po	a	e	fld%
2018	.214	30-9	42	4	9	2	0	0	3	11	.262	5	0	8	0	.292	1	1	1-1	25	1	0	1.000
2019	.310	14-10	29	3	9	2	0	0	5	11	.379	3	1	1	0	.394	0	0	0-0	20	1	2	.913
TOTAL	.254	44-19	71	7	18	4	0	0	8	22	.310	8	1	9	0	.333	1	1	1-1	45	2	2	.959





55 Junior - Blakely Burch INF										Live Oak, Florida									
Career Highs * at Marshall *										Season Highs									
At-Bats: 4 (6x) last vs. UC-Riverside 2/9/19										At-Bats: 4 (2x) last vs. UC-Riverside 2/9									
Runs: 2 (4x) last vs. Rider 3/3/19										Runs: 2 (3x) last vs. Rider 3/3									
Hits: 3 (2x) last vs. Rider 3/3/19										Hits: 3 vs. Rider 3/3									
RBI: 3 (2x) last vs. Rider 3/3/19										RBI: 3 (2x) last vs. Rider 3/3									
Doubles: 1 (5x) last vs. Charlotte 4/14/18										Doubles:									
Triples: 1 (3x) last vs. Rider 3/3/19										Triples: 1 (2x) last vs. Rider 3/3									
Home Runs: 1 (2x) last vs. Ohio 2/27/19										Home Runs: 1 (2x) last vs. Ohio 2/27									
Walks: 2 (2x) last vs. ECU 2/16/19										Walks: 2 vs. ECU 2/16									
SB: 3 vs. UMass-Lowell 2/17/18										SB:									
HBP: 2 (2x) last vs. Cal Poly 2/9/19										HBP: 2 vs. Cal Poly 2/9									
Career/Season																			
2+ Hit Games: 8/3																			
2+ SB Games: 1/0																			
2+ Runs Games: 4/3																			
2+ RBI Games: 3/3																			
2+ BB Games: 2/1																			
1,000 Avg. Games (at least 2-2): 4/3																			
Hitting Streaks 5+ Games:																			
Hitting Streaks 10+ Games:																			
Career Long Hitting Streak: 4 ('18)																			
Season/Current Hit Streak: 2/1																			
Career Long OB Streak: 19 ('18)																			
Season/Current OB Streak: 5/1																			

USC	Player	avg	gp-gs	ab	r	h	2b	3b	hr	rbi	tb	slg%	bb	hbp	so	gdp	ob%	sf	sh	sb-att	po	a	e	fld%
Upstate stats	BURCH, Blakely	.257	23-11	35	6	9	4	0	0	5	13	.371	1	0	8	0	.278	0	1	0-1	4	6	0	1.000

#55 BURCH, Blakely - 17 games (All games)

Date	Opponent	Pos	AB	R	H	RBI	2B	3B	HR	BB	SB	CS	HBP	SAC	SF	GDP	K	PO	A	E	Avg
Feb 08	vs UC Riverside	*3b	4	1	2	0	0	0	0	0	0	0	0	0	0	0	0	2	2	0	.500
Feb 08	at San Diego	*3b	2	0	1	1	0	1	0	1	0	0	1	0	0	0	1	1	1	1	.500
Feb 09	vs Cal Poly	*3b	2	2	0	0	0	0	0	0	0	0	2	1	0	0	0	0	3	3	.375
Feb 09	vs UC Riverside	*3b	4	0	1	0	0	0	0	0	0	0	0	0	0	0	0	2	2	1	.333
Feb 10	vs Portland State	*3b	3	0	1	0	0	0	0	0	0	0	0	1	0	0	1	0	4	0	.333
Feb 15	vs ECU	*3b	3	0	0	0	0	0	0	0	0	0	0	0	0	0	2	1	2	0	.278
Feb 15	at Coastal Carolina	*3b	2	0	0	0	0	0	0	0	0	0	0	0	0	0	1	1	1	0	.250
Feb 16	vs ECU	*3b	1	2	0	1	0	0	0	2	0	0	0	0	0	0	0	0	3	1	.238
Feb 16	vs Presbyterian	*3b	3	0	0	0	0	0	0	0	0	0	0	0	0	0	0	1	0	0	.208
Feb 17	vs Towson	*3b	2	1	2	2	0	0	1	0	0	0	1	0	0	0	0	3	1	0	.269
Feb 22	vs UMass Lowell	*3b	2	0	0	0	0	0	0	0	0	0	1	0	0	0	0	2	4	0	.250
Feb 22	vs Iowa State	*3b	3	0	0	0	0	0	0	0	0	0	0	0	0	0	1	0	2	0	.226
Feb 24	vs Appalachian State	*3b	0	0	0	0	0	0	0	0	0	0	0	0	0	0	0	0	0	0	.226
Feb 27	OHIO BOBCATS	*3b	2	1	2	3	0	0	1	0	0	0	0	0	0	0	0	1	0	0	.273
Mar 02	RIDER-1	*3b	2	1	0	0	0	0	0	0	0	0	1	0	0	0	0	1	2	0	.257
Mar 02	RIDER-2	*3b	2	0	0	0	0	0	0	0	0	0	0	0	0	0	0	2	0	0	.243
Mar 03	RIDER	*3b	3	2	3	3	0	1	0	0	0	0	0	0	0	0	0	1	0	0	.300
Totals		15gs	40	10	12	10	0	2	2	3	0	0	6	2	0	0	6	18	27	6	.300

On base pct. .429 • Slugging pct. .550

Blakely Burch Career Stats																							
Year	avg	gp-gs	ab	r	h	2b	3b	hr	rbi	tb	slg%	bb	hbp	so	gdp	ob%	sf	sh	sb-att	po	a	e	fld%
2018	.220	48-43	118	12	26	5	1	0	11	33	.280	10	6	25	1	.311	1	2	11-15	103	69	8	.956
2019	.300	17-15	40	10	12	0	2	2	10	22	.550	3	6	6	0	.429	0	2	0-0	18	27	6	.882
TOTAL	.241	65-58	158	22	38	5	3	2	21	55	.348	13	12	31	1	.342	1	4	11-15	121	96	14	.939



77 Junior - Kailee Williamson P										Norco, California									
Career Highs										Season Highs									
IP: 7.0 (5x) last vs. vs. Rider 3/2/19										IP: 7.0 (3x) last vs. Rider 3/2									
Ks: 8 vs. Morehead State 4/11/18										Ks: 7 vs. UC-Riverside 2/9									
2+ Strikeout Games: 33										2+ Strikeout Games: 8									
5+ Strikeout Games: 6										5+ Strikeout Games: 3									
10+ Strikeout Games:										10+ Strikeout Games:									
3+ Innings Pitched Games: 31										3+ Innings Pitched Games: 8									
5+ Innings Pitched Games: 16										5+ Innings Pitched Games: 6									
1st career win 2/17/17 vs B. Cookman 10-2										1st win of year 2/8 at San Diego 10-1									
1st career save 2/10/19 vs. Portland State										1st save of year 2/10 vs. Portland State									
Streaks:										1 Strikeout Career: 11 (2/9/18-3/2/18)									
										Current: 6 (2-16-3/2)									
										2+ Strikeouts: 6 (2/16-3/2)									
										Current: Same									
										5+ Strikeouts: 1									
										Current: 0									
										10+ Strikeouts:									
										Season: Current:									
										3+ IP: 4 (2/15-22)									
										Current: 2 (2/23-3/2)									
										5+ IP: 2 (2/23-3/2)									
										Current: Same									

#77 WILLIAMSON, Kailee - 8 games (All games)

Date	Opponent	Pos	AB	R	H	RBI	2B	3B	HR	BB	SB	CS	HBP	SAC	SF	GDP	K	PO	A	E	Avg
Feb 08	at San Diego	*p	0	0	0	0	0	0	0	0	0	0	0	0	0	0	0	0	2	0	.000
Feb 09	vs UC Riverside	p	0	0	0	0	0	0	0	0	0	0	0	0	0	0	0	0	2	0	.000
Feb 15	vs ECU	*p	0	0	0	0	0	0	0	0	0	0	0	0	0	0	0	0	1	0	.000
Feb 16	vs Presbyterian	*p	0	0	0	0	0	0	0	0	0	0	0	0	0	0	0	0	2	0	.000
Feb 17	vs Towson	p	0	0	0	0	0	0	0	0	0	0	0	0	0	0	0	0	1	1	.000
Feb 22	vs UMass Lowell	*p	0	0	0	0	0	0	0	0	0	0	0	0	0	0	0	0	1	0	.000
Feb 23	vs UNC Wilmington	p	0	0	0	0	0	0	0	0	0	0	0	0	0	0	0	0	1	0	.000
Mar 02	RIDER-2	*p	0	0	0	0	0	0	0	0	0	0	0	0	0	0	0	2	2	0	.000
Totals		5gs	0	0	0	0	0	0	0	0	0	0	0	0	0	0	0	2	12	1	.000

On base pct. .000 • Slugging pct. .000

#77 WILLIAMSON, Kailee - 11 appearances (All games)

Date	Opponent	GS	IP	H	R	ER	BB	SO	2B	3B	HR	WP	BK	HBP	IBB	Score	W-L	Sv	ERA	NP
Feb 08	at San Diego	*	7.0	4	1	0	1	2	0	0	0	0	0	1	0	10-1	1-0	0	0.00	125
Feb 09	vs Cal Poly		0.2	1	0	0	0	0	0	0	0	0	0	0	0	6-5	1-0	0	0.00	3
Feb 09	vs UC Riverside		7.0	3	3	0	1	7	2	0	0	0	0	0	0	4-5	1-0	0	0.00	95
Feb 10	vs Portland State		2.1	1	0	0	0	1	0	0	0	0	0	1	0	7-4	1-0	1	0.00	26
Feb 15	vs ECU	*	4.0	6	2	2	0	0	0	0	1	0	0	1	0	5-2	1-0	1	0.67	73
Feb 16	vs Presbyterian	*	5.0	6	1	1	2	4	1	0	0	0	0	0	0	10-1	2-0	1	0.81	103
Feb 17	vs Towson		3.0	3	0	0	2	2	0	0	0	0	0	0	0	2-3	2-0	1	0.72	50
Feb 22	vs UMass Lowell	*	6.0	6	1	1	2	6	2	0	0	0	0	2	0	4-3	2-0	1	0.80	97
Feb 23	vs UNC Wilmington		2.0	2	1	1	1	4	1	0	1	0	0	0	0	11-5	2-0	1	0.95	31
Feb 23	at Charleston So.	*	5.0	1	0	0	3	5	0	0	0	1	0	0	0	10-0	3-0	1	0.83	89
Mar 02	RIDER-2	*	7.0	8	0	0	3	3	1	0	0	0	0	1	0	4-0	4-0	1	0.71	119
Totals		6	49.0	41	9	5	15	34	7	0	2	1	0	6	0	73-29	4-0	1	0.71	-

Kailee Williamson Career Stats																								
Year	avg	gp-gs	ab	r	h	2b	3b	hr	rbi	tb	slg%	bb	hbp	so	gdp	ob%	sf	sh	sb-att	po	a	e	fld%	
2017	.000	3-3	0	0	0	0	0	0	0	0	.000	0	0	0	0	.000	0	0	0-0	1	7	0	1.000	
2018	.000	0-0	0	0	0	0	0	0	0	0	.000	0	0	0	0	.000	0	0	0-0	1	21	0	1.000	
2019	.000	0-0	0	0	0	0	0	0	0	0	.000	0	0	0	0	.000	0	0	0-0	2	12	1	.933	
TOTAL	.000	3-3	0	0	0	0	0	0	0	0	.000	0	0	0	0	.000	0	0	0-0	4	40	1	.978	
Year	era	w-l	app	gs	cq	sho	sv	ip	h	r	er	bb	so	2b	3b	hr	bf	bavg	wp	hbp	bk	sfa	sha	
2017	5.26	5-2	19	11	1	0/0	0	37.2	47	30	22	17	23	12	2	2	190	.294	1	7	0	1	5	
2018	4.85	8-9	34	19	2	1/0	0	104.0	114	74	56	64	65	17	2	13	514	.276	3	19	0	5	13	
2019	0.92	4-0	11	6	4	2/0	1	49.0	41	9	5	15	34	7	0	2	207	.222	1	6	0	0	1	
TOTAL	3.92	17-11	64	36	7	3/0	1	190.2	202	113	83	96	122	36	4	17	911	.266	5	32	0	6	19	



98 Senior - Briana Daiss INF										Clermont, Florida									
Career Highs										Season Highs									
At-Bats: 5 vs. Illinois 5/19/17										At-Bats: 4 (3x) last at Charleston Southern 2/23									
Runs: 3 vs. UMES 3/5/16										Runs: 2 at Charleston Southern 2/23									
Hits: 3 (5x) last vs. SC State 3/3/17										Hits: 2 at Charleston Southern 2/23									
RBI: 5 (3x) last vs. UTEP 3/12										RBI: 2 (2x) last at Charleston Southern 2/23									
2Bs: 1 (27x) last vs. Rider 3/3/19										Doubles: 1 (3x) last vs. Rider 3/3									
Triples: 1 (3x) last at UAB 4/3/16										Triples:									
HRs: 1 (23x) last vs. Rider 3/2/19										HRs: 1 (3x) last vs. Rider 3/2									
Walks: 3 vs. UTEP 3/12/16										Walks: 1 vs. Portland State 2/10									
SB: 1 (3x) last at Liberty 4/13/16										SB:									
Career/Season										Career/Season									
Grand Slams: 1/0										Grand Slams: 1/0									
2+ Hit Games: 23/1										2+ Hit Games: 23/1									
2+ HR Games:										2+ HR Games:									
2+ Runs Games: 6/1										2+ Runs Games: 6/1									
2+ RBI Games: 25/2										2+ RBI Games: 25/2									
1,000 Avg. Games (at least 2-2): 5/0										1,000 Avg. Games (at least 2-2): 5/0									
Hitting Streaks 5+ Games: 5/0										Hitting Streaks 5+ Games: 5/0									
Hitting Streaks 10+ Games:										Hitting Streaks 10+ Games:									
Career Long Hitting Streak: 8 ('16 & '17)										Career Long Hitting Streak: 8 ('16 & '17)									
Season/Current Hit Streak: 4/4										Season/Current Hit Streak: 4/4									
Career Long OB Streak: 13 ('17)										Career Long OB Streak: 13 ('17)									
Season/Current OB Streak: 10/4										Season/Current OB Streak: 10/4									

### #98 DAISS, Briana - 18 games (All games)

Date	Opponent	Pos	AB	R	H	RBI	2B	3B	HR	BB	SB	CS	HBP	SAC	SF	GDP	K	PO	A	E	Avg
Feb 08	vs UC Riverside	*dh	3	0	1	0	0	0	0	0	0	0	0	1	0	0	1	0	0	0	.333
Feb 09	vs Cal Poly	ph	1	0	1	1	0	0	0	0	0	0	0	0	0	0	0	0	0	0	.500
Feb 09	vs UC Riverside	*dh	4	0	1	0	0	0	0	0	0	0	0	0	0	0	0	0	0	0	.375
Feb 10	vs Portland State	ph	0	0	0	0	0	0	0	1	0	0	0	0	0	0	0	0	0	0	.375
Feb 15	vs ECU	ph	1	1	1	1	0	0	1	0	0	0	0	0	0	0	0	0	0	0	.444
Feb 15	at Coastal Carolina	*dh	2	0	1	0	0	0	0	0	0	0	1	0	0	0	0	0	0	0	.455
Feb 16	vs ECU	*dh	4	0	1	1	0	0	0	0	0	0	0	0	0	0	1	0	0	0	.400
Feb 16	vs Presbyterian	*dh	3	1	0	0	0	0	0	0	0	0	0	0	0	0	0	0	0	0	.333
Feb 17	vs Towson	*dh	3	0	0	0	0	0	0	0	0	0	0	0	0	0	1	0	0	0	.286
Feb 22	vs UMass Lowell	*dh	3	0	1	2	1	0	0	0	0	0	0	0	0	0	0	0	0	0	.292
Feb 22	vs Iowa State	*dh	3	0	0	0	0	0	0	0	0	0	0	0	0	0	0	0	0	0	.259
Feb 23	vs UNC Wilmington	*3b	3	1	0	0	0	0	0	0	0	0	1	0	0	0	0	0	3	0	.233
Feb 23	at Charleston So.	*3b	4	2	2	2	0	0	1	0	0	0	0	0	0	0	0	0	0	0	.265
Feb 24	vs Appalachian State	*3b	3	0	0	0	0	0	0	0	0	0	0	0	0	0	0	0	0	0	.243
Feb 27	OHIO BOBCATS	*dh	3	0	1	1	0	0	0	0	0	0	0	0	0	0	0	0	0	0	.250
Mar 02	RIDER-1	*dh	3	0	1	1	1	0	0	0	0	0	0	0	0	0	0	0	0	0	.256
Mar 02	RIDER-2	*dh	2	1	1	1	0	0	1	0	0	0	0	0	0	0	0	0	0	0	.267
Mar 03	RIDER	*dh	3	1	1	0	1	0	0	0	0	0	0	0	0	0	0	0	0	0	.271
Totals		15gs	48	7	13	10	3	0	3	1	0	0	2	1	0	0	3	0	3	0	.271

On base pct. .314 • Slugging pct. .521

## Briana Daiss Career Stats

Year	avg	gp-gs	ab	r	h	2b	3b	hr	rbi	tb	slg%	bb	hbp	so	gdp	ob%	sf	sh	sb-att	po	a	e	fld%
2016	.290	56-55	169	20	49	9	3	10	44	94	.556	11	0	35	0	.330	2	0	3-3	253	14	13	.954
2017	.248	51-41	133	15	33	8	0	5	27	56	.421	3	2	18	0	.273	1	1	0-0	57	4	2	.968
2018	.252	44-40	119	11	30	7	0	5	22	52	.437	5	1	11	3	.281	3	3	0-0	170	6	2	.989
2019	.271	18-15	48	7	13	3	0	3	10	25	.521	1	2	3	0	.314	0	1	0-0	0	3	0	1.000
TOTAL	.267	169-151	469	53	125	27	3	23	103	227	.484	20	5	67	3	.300	6	5	3-3	480	27	17	.968



# 2018 Marshall Thundering Herd TV/Radio Roster



00 Abigail Tolbert - Sr., P  
Barboursville, W.Va.



1 Samantha Loose - Sr., INF  
Anaheim Hills, Calif.



2 Brooke Burns - Jr., INF  
Chapin, S.C.



3 Armani Brown - So., INF  
Elk Grove, Calif.



4 Sierra Huerta - Jr., INF  
Fillmore, Calif.



7 Ali Burdette - Sr., P/UT  
Buffalo, W.Va.



10 Hannah Giammarino - Sr., OF  
Amanda, Ohio



11 Carson Lyon - Fr., OF  
Monroe, La.



14 Hayden Ellis - Sr., C  
Ashville, Ohio



16 Abigail Estrada - Sr., OF  
Torrance, Calif.



17 Chloe Lee - Fr., OF  
Tampa, Fla.



21 Rachel Pennington - Fr., OF  
West Hamlin, W.Va.



22 Caitlin Myers - Fr., C  
Charles Town, W.Va.



23 Mya Stevenson - Fr., P/UT  
Mesquite, Texas



27 Rachel Rousseau - So., OF  
Morgantown, W.Va.



43 Aly Harrell - So., INF  
Gahanna, Ohio



44 Katie Adams - So., C  
Hurricane, W.Va.



55 Blakely Burch - Jr., INF  
Live Oak, Fla.



77 Kailee Williamson - Jr., P  
Norco, Calif.



98 Briana Daiss - Sr., INF  
Clermont, Fla.



Head Coach  
Megan Smith - 1st Season



Assistant Coach  
Corey Lyon - 1st Season




Assistant Coach  
Maddie Holub - 1st Season



Director of Operations  
Madi Marshall - 1st Season



Athletic Trainer  
Ryan Smith - 3rd Season



SID/Broadcaster  
Scott Hall - 16th Season