



# M A R S H A L L THUNDERING HERD™



Marshall Sports Information • P.O. Box Box 1360 • Huntington, W.Va. 25701

Softball Contact: Scott Hall • hall133@marshall.edu

Office: 304-696-4662 • Cell: 540-539-2032

@HERDzone

## 2019 SCHEDULE: 10-5, 0-0 C-USA

### Date Opponent Time USD Tournament - San Diego, Calif.

2/8	UC-Riverside	W, 5-2
2/8	at San Diego	W, 10-1
2/9	Cal Poly	W, 6-5 (9 inn)
2/9	UC-Riverside	L, 5-4
2/10	Portland State	W, 7-4

### Battle at the Beach - Conway, S.C.

2/15	Eastern Kentucky	W, 5-2
2/15	at Coastal Carolina	L, 1-0
2/16	Eastern Kentucky	W, 8-4
2/16	Presbyterian	W, 10-1
2/17	Towson	L, 3-2

### Holy City Showdown - Charleston, S.C.

2/22	UMass-Lowell	W, 4-3 (8 inn)
2/22	Iowa State	L, 1-0
2/23	UNC-Wilmington	W, 11-5
2/23	Charleston Southern	W, 10-0 (5 inn)
2/24	Appalachian State	L, 2-1
2/27	Ohio	3:00 PM
3/2	Rider (DH)	1:00 & 3:00 PM
3/3	Rider	11:00 AM
3/6	Morehead State DH	1:00 & 3:00 PM

### Cherry Blossom Festival - Fairfax, Va.

3/8	Monmouth	1:30 PM
3/8	at George Mason	6:00 PM
3/9	Lafayette	11:00 AM
3/9	at George Mason	3:45 PM
3/10	Monmouth	11:00 AM
3/16	at Charlotte * DH	1:00 & 3:00 PM
3/17	at Charlotte *	12:00 PM
3/20	Kentucky	3:00 PM
3/23	UTSA * DH	1:00 & 3:00 PM
3/24	UTSA *	12:00 PM
3/26	at Longwood	6:00 PM
3/27	at James Madison	4:00 PM
3/30	at Southern Miss * DH	2:00 & 4:00 PM
3/31	at Southern Miss *	1:00 PM
4/6	WKU * DH	1:00 & 3:00 PM
4/7	WKU *	12:00 PM
4/13	at FIU * DH	4:00 & 6:00 PM
4/14	at FIU *	1:00 PM
4/19	Louisiana Tech * DH	1:00 & 3:00 PM
4/20	Louisiana Tech *	12:00 PM
4/23	Louisville	3:00 PM
4/27	at Middle Tennessee * DH	3:00 & 5:00 PM
4/28	at Middle Tennessee *	1:00 PM
5/1	Pittsburgh	2:00 PM
5/4	Florida Atlantic * DH	1:00 & 3:00 PM
5/5	Florida Atlantic *	1:00 PM

Conference USA Tournament  
May 8-11 in Birmingham, Ala.

### Key

\* C-USA Game

Home Games at Dot Hicks Field in **Bold & Green**

All Times are Eastern

## The Journey of Team 26

### Feb. 27 & March 2-3 Home Openers (Ohio & Rider)

Ohio: 57 all-time meetings, MU leads 36-21, last meeting 10-2 Ohio win April 24, 2018



The series between Marshall and Ohio is the longest running rivalry in MUSB program history. The series began on March 5, 1994, and the only year the two teams did not meet at least once was 1995. With only 81 miles of road separating Athens and Huntington, the series has continued even after Marshall left the MAC after the 2005 season. Ohio has won two of the last three. The Bobcats come in at 7-5. After a 4-1 start, Ohio has gone 3-4 but did grab an 8-6 win over the Charlotte 49ers. Ohio is hitting .285 and holding opponents to a .224 average. When Allie Englant has been in the lineup (6-of-12 games), she is the offensive leader with a .500 average, 12 hits, 6 runs and one 3B. Morgan Geno is next with a .368 average, 14 hits, 2 2Bs, 2 HRs and 13 RBI. Mackensie Kohl has been the top arm in the circle with 40 innings pitched, a 1.92 ERA, 3-2 record and 26 strikeouts. Madi McCrady is next with 37.1 innings, a 3.00 ERA, 4-2 record and 31 strikeouts. Ohio has allowed 14-of-15 stolen base attempts.

Rider: First ever meeting



The Broncos struggled in its first weekend on the field at the Kickin Chicken Classic at Coastal Carolina. Rider opened the season 0-6 and were outscored 67-3. The Broncos were run-ruled four times. Offensively, the team is hitting .120. Gabby Bram leads the Broncos with a .300 average, 3 hits, 1 RBI, 2 BBs and 2 HBPs. Junior Elyse Cuttic was selected to the preseason Metro Atlantic Athletic Conference. Cuttic has 2 hits, 1 RBI and in the circle has tossed 9.0 innings, a 17.11 ERA and 6 strikeouts. Opponents are hitting .448 against Rider and the pitching staff ERA is 13.70. Following the three-game series with Marshall, Rider heads down to Greensboro, N.C., for the North Carolina A&T Aggie Invitational. The Broncos will take on Brown, Alabama A&M and North Carolina A&T. Rider hosts its first home game on March 30 with a conference double-header against Niagara University.

### Marshall Probable Starters (based on previous game)

Player	Avg.	AB	R	H	2B	3B	HR	RBI	BB	*SB
1. SS Sierra Huerta	.257	35	10	9	1	0	1	8	10	
2. 1B Aly Harrell	.314	35	9	11	2	0	4	13	14	
3. RF Mya Stevenson	.333	36	9	12	1	0	4	9	5	
4. DP Katie Adams	.286	21	2	6	1	0	0	3	2	
5. 3B Briana Daiss	.243	37	5	9	1	0	2	7	1	
6. 2B Samantha Loose	.222	9	2	2	0	0	0	0	1	
7. CF Hannah Giammarino	.342	38	11	13	1	1	3	12	5*	
8. C Hayden Ellis	.172	29	4	5	3	0	0	7	5	
9. LF Chloe Lee	.306	36	7	11	0	0	0	3	8*	
Pitching Staff (by innings pitched)										
Player	W-L	ERA	App	GS	CG	IP	R	ER	K	
Abigail Tolbert	6-4	2.75	11	9	5	56.0	26	22	36	
Kailee Williamson	3-0	0.83	10	5	3	42.0	9	5	31	
Ali Burdette	1-0	0.00	1	0	0	3.0	2	0	2	
Mya Stevenson	0-0	0.00	1	1	0	0.0	2	0	0	

# General/Media Information

## #MUSB

### General Information

Location (Founded) .... Huntington, W.Va. (1837)  
Enrollment ..... 13,631  
Affiliation ..... NCAA Division I  
Conference ..... USA  
Nickname ..... Thundering Herd  
Colors ..... Kelly Green and White  
Mascot ..... Marco, The Buffalo  
President ..... Dr. Jerry A. Gilbert  
Athletics Director ..... Mike Hamrick  
Assoc. AD/SWA ..... Beatrice Crane Banford  
Home Field (Capacity) . Dot Hicks Field (1,000)

### Softball History

First Year ..... 1994  
All-Time Record ..... 754-630-3  
All-Time C-USA Record ..... 157-142-3  
C-USA Tourn. Appearances ..... 12  
C-USA Tourn. Record ..... 13-13

### Softball Staff

Head Coach ..... Megan Smith  
Alma Mater ..... North Carolina ['99]  
Year at Marshall ..... 1st  
Career Record ..... 403-270  
MU Record ..... 10-5  
Assistant Coach ..... Corey Lyon  
Previous School ..... UL-Monroe  
Year at Marshall ..... 1st  
Assistant Coach ..... Maddie Holub  
Alma Mater ..... [Fort Hays State '13]  
Year at Marshall ..... 1st  
Director of Operations ..... Madi Marshall  
Year at Marshall ..... 1st Staff/Played 4 yrs  
Athletic Trainer ..... Ryan Smith  
Year at Marshall ..... 3rd

### Softball Media

Softball Contact ..... Scott Hall  
Office Phone ..... 304-696-4662  
Cell Phone ..... 540-539-2032  
Email ..... hall133@marshall.edu  
Asst. AD, Media Relations ..... Jason Corriher  
Fax Number ..... 304-696-2325  
Mailing Address ..... 1801 Third Avenue  
..... Cam Henderson Center, Room 2035  
..... Huntington, W.Va. 25703  
Softball Office Phone ..... 304-696-4370  
Softball Facebook ..... facebook.com/herdsoftball  
Softball Twitter ..... @HerdSB  
Website ..... HerdZone.com  
Twitter ..... @HerdZone

### Radio

Tune in to 88.1 WMUL-FM for coverage all season long of Marshall Softball. Fans can tune in online at [www.marshall.edu/wmul](http://www.marshall.edu/wmul) by clicking one of the Live Streams on the front page. Select games in early season tournaments to be simulcast using Facebook Live.

### 2018 Team Facts

Letterwinners Returning/Lost ..... 12/7  
Starting Position Players Returning/Lost ..... 4/6  
Pitchers Returning/Lost ..... 3/1  
Newcomers ..... 8

### Key Returners

**Sr. P Abigail Tolbert** .....  
12-11/3.49 ERA/30 GS/10 CG/5 SHO/160.2 IP  
**Sr. P Ali Burdette** .....  
4-9/4.08 ERA/33 APP/91 IP/46 K  
**Sr. IF Briana Daiss** .....  
.252/40 GS/30 Hits/7 2B/5 HR/22 RBI/52 TB  
**Jr. IF Blakely Burch** .....  
.220/53 GS/26 Hits/12 R/5 2B/11 RBI/11 SB  
**Jr. P Kailee Williamson** .....  
8-9/3.77 ERA/34 APP/19 GS/104 IP/65 K  
**So. IF Aly Harrell** .....  
.350/42 Hits/10 2B/11 HR/41 RBI/23 BB/85 TB  
Conference USA Freshman of the Year

### Key Players Lost

**2018 Sr. INF Elicia D'Orazio** .....  
.348/63 Hits/42 R/44 SB/All-time leader in SB  
**2018 Sr. C Taylor McCord** .....  
.299/50 Hits/26 R/17 2B/5 HR/30 RBI/14 CS  
MU all-time leader in runners CS & Pickoffs  
**2018 Sr. OF Jordan Colliflower** .....  
.350/48 Hits/21 R/15 SB/23-game hit streak  
**2018 Sr. OF Eloise Tribolet** .....  
.279/31 Hits/15 R/10 SB/Robbed 2 HRs  
**2018 Fr. INF Grayson Radcliffe** .....  
.229/53 GS/30 Hits/16 R/6 2B/2 HR/15 RBI  
**2018 Fr. OF Wylie Glover** .....  
.239/23 GS/16 Hits/11 R/6 2B/SC Top 10 catch

### Newcomers

OF Hannah Giammarino - transfer from BGSU  
INF Brooke Burns - transfer from UNC  
INF Sierra Huerta - Moorpark College  
OF Carson Lyon - Sterlington, La.  
OF Chloe Lee - Tampa, Fla.  
OF Rachel Pennington - West Hamlin, W.Va.  
C Caitlin Myers - Charles Town, W.Va.  
P Mya Stevenson - Mequite, Texas

### Media Guidelines

**All** media requests for Marshall University softball must be coordinated with Scott Hall, Associate Director for Sports Information. To schedule an interview, please contact Scott through one of the means provided. Please keep in mind that class schedules, practices and travel days are subject to change, so it is important to make contact for an interview as soon as possible to ensure schedules do not conflict.

### Game Day

Access to players and coaches is limited on game day. Following the conclusion of games on a given day, media members will have access to players and coaches at a designated section of Dot Hicks Field. Press box space is limited. If you wish to cover a game from the box, please contact Scott Hall before the day of a game, in order to ensure seating.

Fans can tune in to 88.1 WMUL-FM and online at [www.marshall.edu/wmul](http://www.marshall.edu/wmul) for coverage of all the Marshall Softball games, and [www.cusatv.com](http://www.cusatv.com) for the live stream of the home games & Conference USA road games. Select early season tournaments with neutral games will be simulcast on Facebook Live through the team page.

Softball Social Media  
Twitter: @HerdSB @HerdZone  
Facebook: Marshall University Softball  
& Marshall University Athletics  
Instagram: HerdSB & HerdZone



# 2019 *THUNDERING HERD*™ Roster

No.	Name	Yr.	B/T	HT	Pos.	Hometown/Last School
00	Abigail Tolbert	Sr.	R/R	5-8	RHP	Barboursville, W.Va./Cabell Midland HS
1	Samantha Loose	Sr.	L/R	5-2	INF	Anaheim Hills, Calif./El Modena HS
2	Brooke Burns	Jr.	R/R	5-4	INF	Chapin, S.C./University of North Carolina
3	Armani Brown	So.	L/R	5-4	INF	Elk Grove, Calif./Cosumnes Oaks HS
4	Sierra Huerta	Jr.	R/R	5-5	INF	Fillmore, Calif./Moorpark College
7	Ali Burdette	Sr.	R/R	5-9	P/UT	Buffalo, W.Va./Buffalo HS
10	Hannah Giammarino	Sr.	R/R	5-5	OF	Amanda, Ohio/Bowling Green State University
11	Carson Lyon	Fr.	R/R	5-4	OF	Monroe, La./Sterlington HS
14	Hayden Ellis	Sr.	R/R	5-6	C	Ashville, Ohio/Teays Valley HS
16	Abigail Estrada	Sr.	L/R	5-3	OF	Torrance, Calif./West Torrance HS
17	Chloe Lee	Fr.	L/R	5-2	OF	Tampa, Fla./Wharton HS
21	Rachel Pennington	Fr.	R/R	5-6	OF	West Hamlin, W.Va./Lincoln County HS
22	Caitlin Myers	Fr.	R/R	5-6	C	Charles Town, W.Va./Washington HS
23	Mya Stevenson	Fr.	R/L	5-6	P/UT	Mequite, Texas/Mesquite Poteet HS
27	Rachel Rousseau	So.	R/R	5-8	OF	Morgantown, W.Va./University HS
43	Aly Harrell	So.	L/L	5-7	INF	Gahanna, Ohio/Gahanna Lincoln HS
44	Katie Adams	So.	L/R	5-6	C	Hurricane, W.Va./Hurricane HS
55	Blakely Burch	Jr.	R/R	5-6	INF	Live Oak, Fla./USC Upstate
77	Kailee Williamson	Jr.	R/R	5-4	RHP	Norco, Calif./Norco HS
98	Briana Daiss	Sr.	R/R	5-8	INF	Clermont, Fla./East Ridge HS

## Staff

Head Coach: Megan Smith (1st season)  
 Assistant Coach: Corey Lyon (1st season)  
 Assistant Coach: Maddie Holub (1st season)  
 Director of Operations: Madi Marshall (1st season)  
 Athletic Trainer: Ryan Smith (3rd season)

## Pronunciation Guide

Sierra HUERTA WHERE-tuh  
 ALI BURDETTE AL-ee Burr-DEBT  
 Hannah GIAMMARINO jam-a-REE-no  
 Rachel ROUSSEAU ROO-sew  
 Briana DAISS Dice


Maddie HOLUB Hall-ubb







# Marshall Softball Talking Points



## #00 Abigail Tolbert, Sr., P, Barbourville, W.Va.

- Leads the team with a 6-4 record, starts (9), strikeouts (36) and appearances (11).
- Earned a win in season-opener against UC-Riverside.
- Allowed just 1 hit in 3-shutout innings of relief in win over ECU (2/15).
- Pitched a 1-hitter in the 1-0 loss to Iowa State (2/22).
- Career-high 8 Ks in 2-1 loss to Appalachian State (2/24).
- Led team in 2018 in app. (39), GS (30), ERA (3.49), wins (12), CG (10), shutouts (5), IP (160.2) & strikeouts (86).
- Pitched 3-straight complete-game, shutout victories in 2018 over Presbyterian, Winthrop and George Washington.
- Earned complete-game shutout with 7 Ks against (RV) James Madison (April 18).



## #7 Ali Burdette, Sr., P/UT, Buffalo, W.Va.

- All-around athlete that can pitch and hit.
- Came on in relief for the final 3 innings against Cal Poly, pitching the 7th, 8th and 9th to earn 1st win of the season. Allowed four hits, two unearned runs and struck out 2.
- Made 33 appearances in 2018 with 5 starts in the circle. Totalled 91 innings with 46 Ks and a 4.08 ERA.
- 2018 Record of 4-9 with 1 save.
- Came on in relief against No. 10 Tennessee (Feb. 18), pitched 6 innings, spread out 7 hits, allowed just 2 runs, struck out 4 and had 5 assists.
- Hit 2-RBI double at Louisville (May 2).
- 2018 C-USA Commissioner's Honor Roll & NFCA All-America Scholar Athlete.



## #14 Hayden Ellis, Sr., C, Ashville, Ohio

- Has appeared in all 15 games with 14 starts at catcher.
- Career high 7 RBI this season.
- Had 2 sac flies in win over Cal Poly (Feb. 9) 1st & 8th innings.
- Recorded Herd's lone hit vs. Iowa State with a 2B in the 5th.
- Executed perfect squeeze bunt vs. UNCW that scored Loose.
- Only appeared in 10 games with 5 starts in 2018, missing most of the season due to a left shoulder injury.
- 13 of 23 career hits have gone for extra bases: 11 doubles, 1 triple & 1 home run. Hit triple vs. La Tech in 2016 C-USA Tourn. and HR at Liberty in 2016.
- 3-time recipient of the C-USA Academic Medal, 3-time C-USA Commissioner's Honor Roll & 3-time NFCA All-America Scholar Athlete.



## #98 Briana Daiss, Sr., IF, Clermont, Fla.

- Has played in 14 games with 11 starts: 8 DP, 3 3B.
- One of 9 players in team history with 20+ HRs & 100+ RBI.
- 9th in career HRs with 22, and 11th with 100 career RBI.
- Reached 100th career RBI with 2-run HR at Charleston Southern (2/23).
- Hit 1st HR of season in bottom 6th vs. ECU (2/15).
- RBI 1B to give MU 2-run lead over ECU (2/16) in 4th inning.
- In 2018 appeared in 44 games with 40 starts: 23 starts at 1B & 17 starts as DP.
- Hit 2 homers and drove in 6 runs during series vs. FIU (2018).
- Only player in program history to begin collegiate career with a walkoff HR in 1st career plate appearance. Feb. 14, 2016 vs. Alabama State with a PH 2-run HR in the 8th.



## #4 Sierra Huerta, Jr., IF, Fillmore, Calif.

- Started in all 15 games at SS.
- Recorded 1st hit for the Herd in season-opener vs. UC-Riverside (Feb. 8).
- Reached base safely in the first 9 games of year.
- Belted 1st Div. 1 HR with a grand slam in 1st inn. vs. Presbyterian (2/16).
- Drew 4 BBs and 2 HBPs during Holy City Showdown.
- Hit 2B vs. UMass-Lowell (2/22), 1st 2B with MUSB.
- 1st Herd SS to wear #4 since MU Hall of Famer Jessica Williams (2003-06).
- Finished JUCO career with a .469 avg., 100 hits, 107 RBI, 75 runs, 28 2Bs, 17 Hs, slugged .859 & OBP% of .526.



## #77 Kailee Williamson, Jr., P, Norco, Calif.

- Pitched a great weekend at USD Tournament with 4 app., 1 start, a 0.00 ERA in 17 inn., 9 hits, 4 unearned runs, & 10 Ks.
- 1st start of season vs. San Diego (Feb. 8) & allowed 4 hits, 1 unearned run and 2 Ks in 10-1 complete-game victory.
- Struck out 7 batters in 7 innings of relief vs. UCR (Feb. 9).
- Earned 1st career save with 2.1 innings of relief, 1 hit and no runs allowed vs. Portland State.
- Leads team with 0.83 ERA, has a 3-0 record & 31 Ks.
- Pitched complete-game, 1-hitter shutout at Charleston Southern (2/23).
- Has 119 career strikeouts and 16 wins.
- 1st 3 wins of 2019 came with 10 runs of run support from Herd offense (San Diego, Presbyterian & Charleston Southern).



## #1 Samantha Loose, Sr., IF, Anaheim Hills, Calif.

- Has started the past 2 games at 2B & also entered in the 3rd at 2B vs. UNCW & recorded 1st hit & run scored of year.
- 1-for-2 with a run and a walk in start at Charleston Southern.
- Named C-USA All-Freshman team in 2016.
- Has appeared in 85 games with 45 starts.
- 28 career hits with 7 doubles.
- Recorded a hit, scored a run and drew a walk in 2018 win over UMass-Lowell (Feb. 17).
- Drew a key walk in the 5th inning at UAB in 2018 (March 10) to load bases & keep inning going as Herd mounted comeback.
- 3-time member of the C-USA Commissioner's Honor Roll, 2016 C-USA Academic Medalist, 2-time NFCA All-America Scholar Athlete.



## #10 Hannah Giammarino, Sr., OF, Amanda, Ohio

- Tied for team lead with 13 hits & 2nd on the with 12 RBI.
- 1st start in Herd uniform against San Diego (Feb. 8).
- Threw out 2 runners at home to save game for MU vs. Cal Poly (Feb. 9). Bottom of 7th & then bottom of 8th. Both would have been game-winners. Scored go-ahead run in 9th.
- Hit RBI triple & scored twice vs. Portland State (Feb. 10).
- Smashed 1st home run with the Herd and 4th collegiate homer in win over ECU and had 4 RBI on 2 hits. Followed up with 2nd HR of the year in nightcap victory over Presbyterian (2/16).
- 3rd HR of year vs. UNCW & hit .417 during Holy City Showdown.
- Played in 98 games with 79 starts while at Bowling Green.
- Played HS & travel ball with Hayden Ellis.



## #16 Abigail Estrada, Sr., OF, Torrance, Calif.

- Has played in 12 games with 4 starts in the OF.
- Base hit & a stolen base in start vs. UC-Riverside (Feb. 8).
- Legged out bunt 1B & scored a run vs. UNCW (2/23).
- Was awarded the 2018 Herdsby for Olympic Sports Moment of the Year with walkoff base hit vs. DePaul in the 2017 NCAA Regionals.
- 144 career games with 75 starts. 48 hits, 41 runs, 27 SB.
- 3-time recipient of the C-USA Academic Medal, 3-time C-USA Commissioner's Honor Roll & 3-time NFCA All-America Scholar Athlete.
- Appeared in 45 games with 17 starts during 2018.
- Was 2-for-3 at the plate with three runs scored in win over Missouri (Feb. 17).



## #2 Brooke Burns, Jr., IF, Chapin, S.C.

- Appeared in 1st game with Herd to pinch run at San Diego (Feb. 8) and scored a run.
- Key addition with transfer from UNC Tar Heels.
- Played in 38 games over 2 seasons at UNC, just 8 appearances in 2018 dealing with injury.
- As a freshman, scored go-ahead run as a PR vs. NC State in bottom of 5th in ACC semifinals.
- Recorded 1st career hit vs. Campbell in 2018 regular season finale.
- 4-time All-State selection at Chapin HS (Chapin, S.C.)
- Bat over .400 every season, set school record with 51 RBI as a junior.
- 2015 finalist for South Carolina Player of the Year.



## #55 Blakely Burch, Jr., IF, Live Oak, Fla.

- Has played in 13 games with 11 starts at 3rd.
- Had 2 hits & 1 run vs. UC-Riverside (Feb. 8).
- Reached base safely in all 5 games at USD Tourn.
- HBP twice & scored twice vs. Cal Poly (Feb. 9).
- Hit 1st career HR during 2-hit, 2-RBI game vs. Towson (2/17).
- Reached base safely in 19-straight games in 2018 (March 21-April 21).
- Recorded 1st hit for MU in season-opener at No. 13 Auburn.
- Stole a team-high 3 bases vs. UMass-Lowell while also going 2-of-4 with a run.
- Scored game-winning run in bottom of 7th vs. FIU (March 30).
- Made cross-diamond throw from her knees by 3rd base line vs. JMU to complete out.



## #3 Armani Brown, So., IF, Elk Grove, Calif.

- Started 13 games at 2B. Tied for team lead with 13 hits.
- Four multi-hit games in 2019.
- Hit .364 during USD weekend with 8 hits, 3 runs, & 3 RBI.
- Made great defensive plays & started a DP that ended the game against Portland State (Feb. 10).
- Began season with 6-game hitting streak, 10 total going back to 2018 with hits in 4-straight before knee injury.
- 3-of-4 with 1 run, 1 RBI and 1 SB vs. UCR (Feb. 8).
- Appeared in 6 games with 4 starts in 2018. Missed most of the season due to knee injury. Finished with 5 hits & .357 average.
- Made Herd debut as a pinch runner at No. 13 Auburn.
- 1st career hit in 1st start vs. Tennessee Tech in 2018.





# Marshall Softball Talking Points



## #27 Rachel Rousseau, So., OF, Morgantown, W.Va.

- Will miss some time with a hand injury. Last played vs. Portland State (2/10).
- Opened season with three-straight games with 2 hits.
- 2 2Bs, 2 runs, 2 RBI & 1 BB in season-opener vs. UCR (Feb. 8).
- 3 2Bs out of 6 total hits to begin the season.
- Made diving catch to end 3rd inning vs. San Diego (Feb. 8).
- Snagged hard line drive to deep left in 9th vs. Cal Poly (Feb. 9).
- Hit go-ahead pinch hit, RBI 2B in top of 8th in game two win at WKU (April 21, 2018), then scored to give 2-run lead.
- 2018 Hit pinch hit, walkoff 2-run double in game two win over MTSU on senior day (May 6, 2018).
- Named to C-USA Commissioner's Honor Roll and earned Academic Medal.



Preseason All-Conference Selection

## #43 Aly Harrell, So. IF, Gahanna, Ohio

- Started all 15 games in 2019.
- Hitting .314 with 11 hits, 13 RBI, 4 HRs, 14 BBs, 8 HBP, Slg % .714, OB % .579.
- Had a .773 OB% during USD Weekend after 11 BBs & 2 HBP while finishing with just 9 total ABs.
- 1st HR of 2019 vs. ECU (2/15) & then hit career-high 2 HRs vs. Presbyterian with 4 RBI.
- Named Conference USA Freshman of the Year, All-Conference USA 1st Team, All-Freshman Team and NFCA Midwest All-Region Third Team.
- Set program record for most HRs by a Herd freshman (11).
- Set program record by drawing a walk in 8-straight games (March 24-April 7).



## #44 Katie Adams, So. C, Hurricane, W.Va.

- Has played in 10 games with 6 starts: 5 DP & 1 Catcher
- Recorded a hit in both games vs. UCR (Feb. 8 & 9).
- Threw out a runner in start at Catcher vs. UCF (Feb. 9).
- RBI 2B in 1st inning vs. UNCW (2/23).
- 2-of-4 with a run & 2 RBI at Charleston Southern (2/23).
- In 2018, 30 games played with 9 starts; 4 at C, 3 at DP, 2 at 1B.
- Finished with 9 hits, 2 doubles, 4 runs, 3 RBI
- Recorded 1st career hit with a 2B vs. Tennessee Tech (Feb. 10).
- Went 2-for-4 with a run & a SB in win over Missouri (Feb. 17).
- Was just third player in program history to be intentionally walked twice in a single game at FGCU (March 21).
- Named C-USA Commissioner's Honor Roll.



## #11 Carson Lyon, Fr., OF, Monroe, La.

- Will sit out 2019 season due to knee injury.
- Daughter of assistant coach Corey Lyon.
- Played at Sterling High School.
- 4-time all-district honors as 2nd team IF (2015), 2nd team OF (2016), 1st team IF (2017), 1st team OF (2018).
- 2017 named All-NELA and team finished 2A Runner-up.
- 2018 named 1st team All-Parish, 1st team All-NELA & All-State
- Heavily involved in clubs: National Hispanic Honor Society, Student Council, Beta Club, Character Counts, Spanish Club, FCA & was a teacher's aid for kids with special needs.
- Older sister Cheyanne played softball four years at UL-Monroe.



## #17 Chloe Lee, Fr., OF, Tampa, Fla.

- Has played all 15 games with 13 starts. Leads MU with 8 steals
- 1st career hit in 1st career AB vs. UCR (Feb. 8).
- Hit .353 for weekend with 6 hits, 2 runs, 2 RBI, 2 BBs & 3 SBs.
- Was 3-for-3 with a run, RBI & 2 SBs vs. Portland St. (Feb. 10).
- Drew 2 BBs & 2 SBs in win over Presbyterian (2/16).
- Hit .400 during Holy City Showdown & scored 4 runs, including MU's lone run vs. Appalachian State (2/24).
- Led Wharton HS in stolen bases all four years.
- 2-time All-Conference selection in Hillsborough County 8A
- Led HS to 1st district championship during junior year.
- Named HS Offensive MVP after sophomore season batting .431, 31 hits, 31 runs and .512 OB%.



## #21 Rachel Pennington, Fr., OF, West Hamlin, W.Va.

- Appeared in 10 games as pinch runner: 4 runs & 4 SBs
- Appeared as a pinch runner in 4 games at USD Tournament. Stole 2 bases and scored two runs during weekend.
- Stole 1st collegiate base in 4th inning vs. UCR (Feb. 8).
- Scored 1st collegiate run vs. UCR (Feb. 9).
- Stole a base & scored in win over Portland State (Feb. 10).
- Scored in bottom of 6th vs. UMass-Lowell (2/22).
- Attended Lincoln County HS and hit .602 during senior year.
- Stole 60 bases in 32 games during senior year to become school's all-time steals leader, & set the record on senior night.
- Still achieved stolen bases career record despite missing freshman season due to injury.
- Played travel ball with current teammate Katie Adams.



## #22 Caitlin Myers, Fr., C, Charles Town, W.Va.

- Has appeared in 3 games.
- Made 1st collegiate appearance with AB and inning at catcher vs. Presbyterian (2/16).
- Drew a BB in 7-pitch PH at-bat vs. Towson in 7th inn. (2/17).
- Finished prep career at Washington HS as all-time leader in RBI (73), 2Bs (28), 3Bs (12) & HRs (7). Hit .429 as a senior.
- Holds school single season records for 2Bs (12) & 3Bs (5).
- 5-time All-EPAC honors: four 1st team selections (2014, 2016-18) & one 2nd team (2015).
- Team won EPAC (Eastern Panhandle Athletic Conference) Championship in 2017.
- Won WVSSAC AAA Sectional & Regional championships in 2017 & 18. 3rd in states (2017), 4th in states (2018).



## #23 Mya Stevenson, Fr., P/UT, Mesquite, Texas

- Hit WALK-OFF 2-run HR in 8th vs. UMass-Lowell (2/22).
- 13 games and 12 starts including 9 in RF.
- Hitting .333 with 12 hits, 9 runs, 4 HRs & 9 RBI.
- 2-for-3 with 2 runs, 1 RBI & 1 BB in 1st collegiate game vs. San Diego (Feb. 8).
- 1st appearance in circle was start vs. UCR (Feb. 9).
- Hit .538 during Battle at the Beach Tournament (Feb. 15-17) with 7 hits and 1st 2 career HRs.
- 1st career HR vs. ECU (2/15) & 2nd HR the next day vs. Presbyterian (2/16).
- Hit 4th HR at Charleston Southern on her birthday (2/23)
- Pitcher & hitter, set career records at Mequite Poteet HS for strikeouts (737), HRs (36).







# Marshall Softball Talking Points-Coaches



## Head Coach Megan Smith, 1st Season Overall Division I record: 321-227/Overall Collegiate Record: 403-270

- Hired on July 25, 2018
- Won 1st game with the Herd in MU debut vs. UC-Riverside, 5-2 win (Feb. 8). Went 4-1 during the first tournament at the helm for Marshall.
- Earned 400th career coaching win Feb. 16, 2019 with 10-1 victory over Presbyterian. Herd also tied single-game, program record with 5 HRs in the win.
- Spent the past nine seasons as the head coach at Kansas University. Recorded six 30+ win seasons including a 40-15 mark in 2015. Finished with 273 wins.
- Took the Jayhawks to NCAA Regionals in 2014 & 2015. In 2015 the team spent 7-consecutive weeks ranked in the top 25.
- Kansas led the Big 12 and the nation with a conference record .345 batting average. Also set team records with a .979 fielding percentage in 2014 (2nd highest nationally), and 60 home runs in 2011.
- Team sported a 20-game winning streak in 2012.
- Boasted an 11.5 game won-loss record improvement in 2011 from the year before, the 16th-best turnaround in NCAA history. Kansas opened the season with a 26-3 record, the best start in program history.
- While at Kansas, the Jayhawks had one All-American, one Academic All-American, 20 All-Big 12 selections, 20 NFCA All-Region selections, 50 All-Big 12 Academic Team honorees, three Big 12 Scholar Athletes of the Year and three players taken in the NPF Draft.
- Actually coached against Marshall in her first season at Kansas, during the Florida Lipton Invitational hosted by the Florida Gators. Marshall won the first matchup 7-3 on Feb. 19 and then the Jayhawks won the second contest, also by a score of 7-3, on Feb. 21.
- Started the softball program at Western Carolina and finished with a 41-20 record in the first season (2006) and a 16-4 Southern Conference mark and was named SoCon Coach of the Year. The Catamounts won the regular season title along with 6 players named all-conference (5 1st team), 2 All-Region 2nd team and the 2006 Pitcher of the Year (Mendy McKenzie). Western Carolina broke the conference single season home run record with 81 and were ranked 3rd in the country in home runs per game, 14th in slugging percentage and 19th in scoring.
- Spent two seasons as the head coach at Young Harris and had a 79-41 record. Finished as the NJCAA Regional Runner-up both years.
- Prior to coaching at Kansas, spent three seasons as an assistant at LSU under Yvette Girouard. Tigers won the 2007 SEC Tournament, the Stanford Regional in the NCAA Tournament and finished the year with 55 wins. LSU ended the regular season 3rd in the ESPN/USA Today Poll.
- Also was an assistant coach at Charlotte in 2003 and for her alma mater UNC in 2004. The Tar Heels made the NCAA Tournament (Waco regional) that season.
- Played third base at UNC for Donna J. Papa from 1996-99. Still listed fifth all-time in career assists with 380. Team finished first in the ACC in 1996 and 1998. Won 30+ games in a season three times, record of 125-106 during playing days.
- Also played against Marshall three times as a player at UNC. The Tar Heels won two of the three games. UNC won the first 3-2 on Feb. 25, 1996. Marshall won the second, 1-0, Feb. 21, 1997. UNC took the third one, 8-0 on March 14, 1997.



## Assistant Coach Corey Lyon, 1st Season (Coaching 3rd base)

- Hired on Aug. 8, 2018
- Spent the past four seasons as the head coach at UL-Monroe.
- Warhawks totaled 111 wins including two 30+ win seasons.
- During tenure had 10 players named to the All-Sun Belt Conference teams, two NFCA All-Region selections and six players chosen by the Louisiana Sports Writers Association for All-Louisiana recognition.
- Team earned the Sun Belt Conference Team GPA Award in 2015 & 2016.
- Broke several school offensive records including team batting average, RBI in a season, runs scored in a season, hit by pitches in a season, team slugging percentage, on base percentage and most runs scored in a game.
- Finished 2018 season in the top 30 in the nation in batting average, scoring and stolen bases.
- In 2015, UL-Monroe finished second in the country with 143 stolen bases. Just 10 steals behind Marshall for the top spot.
- Also coached at Southern Arkansas University (2011-14) and led program to its first winning season in 9 years. His 90 wins in 3 years was the most in program history over a 3-year span. The Lady Muleriders set 31 school records and won the 2014 Great American Conference Tournament to qualify for the 1st Division II NCAA Tournament in program history.
- Previous coaching experience includes four seasons at Paris Junior College (Texas) where he compiled a 125-53 record.



## Assistant Coach Maddie Holub, 1st Season (Coaching 1st Base)

- Hired on Aug. 22, 2018
- Spent the past four seasons as the pitching coach at Saint Leo University (Saint Leo, Fla.).
- Helped the Lions to back-to-back NCAA Division II postseason appearances and reached the World Series in 2018.
- Saint Leo never won fewer than 37 games during her tenure.
- Coached Stephanie Adkins who won back-to-back Sunshine State Conference Pitcher of the Year honors.
- Team also featured five pitchers in a three-year span named all-conference.
- Her pitching staff ERAs stayed below 2.04 during all four years. Highlighted by a 0.93 staff ERA in 2016 that garnered the National Statistical Championship.
- Team averaged 16 shutouts per season.
- Prior to Saint Leo, Maddie coached at Fort Hays State, her alma mater. The Tigers were ranked as high as No. 13 in the country during time on staff.
- Also coached overseas in Collecchio, Italy with the Collecchio Softball 17U and 10U squads.
- Still holds career records at Fort Hays State as a pitcher and hitter with hits (255), runs scored (183), RBI (160), home runs (46), wins (77) and strikeouts (974). Her name also appears in many other top-10 categories.
- She tossed 7 no-hitter and shared in an 8th. Contributed to 2 perfect games.
- 4-time all-conference honors as well as the Mid-America Intercollegiate Athletics Association Player and Pitcher of the Year as a senior in 2013.



## Director of Operations Madi Marshall, 1st season

- First season on staff with the Herd after playing four years for the Green & White.
- Named the 2018 Warrior Award Winner named in honor of former teammate Emileigh Cooper. The award is given each year to the player who best personifies the qualities that Cooper established as a member of the Herd from 2012-15.
- Won the 2018 Herdsby for Perseverance.
- Three-time NFCA All-America Scholar Athlete.
- Four-time Conference USA Academic Medalist and four-time member of the C-USA Commissioner's Honor Roll.
- Appeared in 153 career games with 57 starts. Experience playing at second, outfield, designated player, pinch hitter and pinch runner.
- Finished with 38 hits, 50 runs scored, 7 doubles, 1 triple, 1 home run, 23 RBI and 7 stolen bases.
- Lone home run was a grand slam at home against FIU in 2016.
- Set a Herd pinch-running record scoring a run in 10-consecutive games in 2017, all Marshall wins.
- Hit pinch hit 2 RBI triple against Kent State in 2018.
- Had a career-best 6-game hitting streak (Feb. 28-March 4, 2018) and bat .500 during that span.
- Hit three doubles during the Carolina Classic in 2018.



# HERD NOTES

## Last Time Out: Holy City Showdown in Charleston, S.C. - Marshall finished 3-2

Marshall struggled offensively in three games and exploded for a combined 21 runs in two other contests. The Herd began the weekend against UMass-Lowell and trailed 1-0 until senior Briana Daiss hit a 2-run double in the bottom of the sixth. The Riverhawks tied the game with a solo homer in the top of the seventh. After UMass-Lowell scored a run in the top of the eighth, freshman Mya Stevenson crushed a 2-run home run to center for the walk-off win. Junior Kailee Williamson (6) and senior Abigail Tolbert (2) combined for eight strikeouts.

The Herd lost a 1-0 pitching duel to Iowa State in the second game on Friday. Tolbert for Marshall and Savannah Sanders for the Cyclones both allowed just one hit. Unfortunately for Marshall, Iowa State's lone hit was a triple that was followed by a sac fly. Senior Hayden Ellis finally got a hit on the board for the Herd with a double in the fifth.

Marshall's bats came back to life on Saturday, beginning with an 11-5 victory over UNC-Wilmington in what became a home run fest. The Seahawks hit four and Marshall had three dingers but the Herd also put together 10 hits and scored five in the second and three in the seventh to grab the win. Stevenson smacked the first homer of the game for the Herd with a 3-run shot in the second on her birthday. Sophomore Aly Harrell hit her fourth of the year in the fourth and senior Hannah Giammarino added her third of the season in the sixth. Tolbert earned the win. Williamson pitched the final two innings in relief and recorded four strikeouts.

The Herd kept the offense going in the nightcap against Charleston Southern with a 10-0 win in five innings. Four different players drove in two runs each including a 2-run home run from senior Briana Daiss. It was the 22nd of her career and gave her 100 career RBI. Marshall finished with 10 hits, drew five walks and the Buccaneers committed three errors. Williamson earned her third win of the year and has received 10 runs of offensive support from her teammates in each victory.

Marshall's offense struggled again in the final game of the weekend in a 2-1 loss to Appalachian State. Giammarino got the Herd's first hit with an infield single in the fifth. Marshall tied the game at 1-1 in the top of the sixth as freshman Chloe Lee led off with a single, stole second and then reached home on a two-base error on a throw from the outfield. The Mountaineers reclaimed the lead in the bottom of the sixth and then held on for the win. Despite the loss, Tolbert finished the game with a career-high eight strikeouts.

## Welcome to the 100 RBI Club - Briana "Tink" Daiss

Senior Briana Daiss added her name a little further into the Marshall record books in the second inning against Charleston Southern. The Clermont, Fla., native hit her 22nd career home run and reached 100 career RBI. Daiss is just the ninth player in program history to have 20+ home runs and 100+ RBI in a career. Tink began her career with 44 runs driven in, third most for a freshman at Marshall.

## The Marshall Softball 100 RBI Club

1. Rachel Folden - 196
2. Shaelynn Braxton - 171
3. Samantha Rodriguez - 143
4. Amanda Williams - 142
5. Jazmine Valle - 138
6. Leigh Wintter - 126
7. Taylor McCord - 124
8. Rebecca Gamby - 105
9. Alianna Telles - 104
- Morgan Zerkle - 104
11. Briana Daiss - 100

## You Get a Home Run, You Get a Home Run, You Get a Home Run

After not hitting a home run during the opening weekend, Marshall belted 10 at the Battle at the Beach, coming from six different players. Sophomore **Aly Harrell** got it all started in the first game against ECU. In the bottom of the sixth, freshman **Mya Stevenson** went deep with a towering shot to the top of the light post in left and then senior **Briana Daiss** sent a laser out to left-center, the 21st home run of her career, for back-to-back shots. It was Marshall's first back-to-back homers since April 14, 2017 as **Taylor McCord** and **Shaelynn Braxton** teamed up at FIU. The next day, senior **Hannah Giammarino** added her name to the home run column with a two-run shot in the Herd's second game of the weekend against ECU. The party really exploded in the Saturday nightcap against Presbyterian as Marshall tied a program single-game record with five homers. Junior **Sierra Huerta** put her name up with a grand slam for her first Division I homer in the first inning. Harrell added her second of the season in the second inning. Then Harrell showed why so many pitchers this season have opted to walk or hit her (13 walks & 6 HBPs), with her second of the game and third of the season in the fourth. Stevenson then made it back-to-back days with back-to-back home runs as she cranked her second of the year right after Harrell's bomb. Giammarino hit the fifth of the game in the fifth inning for her second of the year as well. Junior **Blakely Burch** was the last to add her name to the home run party with a two-run shot in the sixth inning in the final game against Towson.

## Harrell Takes Another Walk to First

This was a phrase that was said numerous times throughout the opening weekend as teams showed a little fear in attempting to pitch to sophomore **Aly Harrell**. The reigning Conference USA Freshman of the Year finished the weekend with more free passes than official at-bats. Harrell was walked 11 times (none by intentional walk) and hit by two pitches while registering just nine at-bats in 22 total plate appearances, good for an astounding on-base percentage of .773. In the first game, Harrell was walked once and hit by two pitches. She was then walked twice against San Diego, three times versus Cal Poly and UC-Riverside and finished with two more walks against Portland State. The power-hitting lefty was walked 23 times all of last season and set the program record for consecutive games with at least one walk at eight-straight. However, during that streak Harrell was walked just 10 times. Marshall's record for most walks in a season is 51 by four-time All-American **Rachel Folden** in 2007 & it took 18 games before Folden recorded her first 11 walks. However, Folden did have a 6-game stretch from April 14-21 in which she was walked 13 times. Harrell has a great start to go after that mark. With her nine at-bats when she wasn't given a free pass to first, she recorded four hits, one double, drove in three and has a .444 average and a .556 slugging percentage.

**Season Free Pass Update:** Through 15 games - 14 walks and 8 HBPs

## KK Stars Back in Cali

Junior pitcher **Kailee "KK" Williamson** had an excellent opening weekend while getting the opportunity to be back in her home state of California for the first time in her collegiate career. The right-hander finished with an ERA of 0.00 in 17 innings. She allowed nine hits across four appearances, four unearned runs and struck out 10 while issuing just four free passes (two walks and two HBP). Williamson got her first start of the season against San Diego and delivered a gem with just four hits in a 10-1 victory. She came on in relief for the final two outs in the sixth inning against Cal Poly and then again in relief versus UC-Riverside. The Norco native was credited with all seven innings against the Highlanders as she entered the game in the first with bases loaded and no outs. Williamson allowed three hits and three unearned runs while striking out seven and helping to keep Marshall in the game. Her final appearance of the weekend came against Portland State as she was again called out of the bullpen, this time in the fifth. She pitched the final 2.1 innings and allowed just one hit with one strikeout and picked up her first career save.





# HERD NOTES Continued

## Rousseau Rips It

Sophomore **Rachel Rousseau** came up big again in getting a starting nod in left field to begin the 2019 season. Rousseau recorded two doubles in the first game, one more in the second and had three-straight games with two hits in each. Rousseau finished the weekend hitting .333 with three doubles out of six hits, scored four times and drove in four. She also made an impact on defense with a diving catch against San Diego in shallow left that ended the third inning and stranded two Torero runners on base. The Morgantown, W.Va., native made another great snag on a hard line drive in the bottom of the ninth against Cal Poly. Rousseau used all of her long reach over top of her head while running back to make the catch and it held the runner at second.

## New Faces Make an Impact on Opening Weekend

Marshall had some big shoes to fill but the newcomers made their presence felt in San Diego. Senior transfer **Hannah Giammarino** hit .364 with a double, a triple, scored five runs, drove in three and made two game saving throws to the plate from center against Cal Poly. Junior college transfer **Sierra Huerta** started all five games at shortstop and hit .333 while scoring five runs. Junior transfer **Brooke Burns** played in just one game against San Diego coming in to pinch run and scored. Freshman **Chloe Lee** hit .353 for the weekend including going 3-for-3 in the final game against Portland State. Lee also scored twice, drove in two and stole three bases. Freshman **Mya Stevenson** made her impact on offense as the designated player and recorded two hits, scored twice and drove in one run. And finally freshman **Rachel Pennington** came off the bench to run in four contests, stole two bases and scored two runs as well.

## Brand New Coaching Staff

Marshall softball marches into the 2019 season with its second new coaching staff in as many years. **Megan Smith** takes over the program after spending the past nine years as the head coach at Kansas University. Smith led the Jayhawks to six-consecutive 30+ win seasons as well as back-to-back appearances in the NCAA Tournament in 2014 and 2015. Marshall's fourth head coach in program history has had head coaching stops at Young Harris (JUCO) in 2001-02 and started the Western Carolina program in 2005. The Catamounts first season of play in 2006 resulted in a 41-20 record, the Southern Conference Regular Season Title, the SoCon Pitcher of the Year, Freshman of the Year and Smith was named Coach of the Year. After leaving Western Carolina, Smith was an assistant for three years at LSU that included an SEC title and a trip to the World Series.

Joining Coach Smith are assistants **Corey Lyon** and **Maddie Holub**. Former Herd player and Warrior Award winner **Madi Marshall** joins the staff as the Director of Operations.

Coach Lyon comes to Huntington after four seasons as the head coach at UL-Monroe where he won 111 games. The Warhawks had two 30+ win seasons during his tenure and finished second in the nation in stolen bases in 2015 with 143, ten thefts behind Marshall.

Coach Holub joins the Marshall staff after four seasons as the pitching coach at Saint Leo University (Division II) in Florida. Holub worked her pitching staffs into some of the best in Division II as Saint Leo never won fewer than 37 games during her time. Her pitching staff never had a group ERA higher than 2.04 and won the National Statistical championship in 2016 with a team ERA of a mere 0.93.

## Sophomore Aly Harrell Named Preseason All-Conference

The reigning Conference USA Freshman of the Year, **Aly Harrell**, was the only Herd player named to the Preseason All-Conference squad. Harrell smashed a program rookie record of 11 home runs last season and added 10 doubles. She led the team with 41 RBI, the fourth most by a freshman in program history, and tied for the team lead with a .350 average. While able to bash the ball, Harrell showed a lot of patience as a freshman hitter with 23 walks, seven hit-by-pitches and struck out just nine times in 152 plate appearances. Harrell even set a Marshall record by drawing a walk in eight-straight games, breaking the old mark of seven set by four-time All-American Rachel Folden in 2008. The now sophomore is also an excellent fielder as she sported a .986 percentage in 21 games as the starter at first base. She had just two errors in 144 chances.

## Coming Up Clutch

Another 2018 freshman who may have started to earn the nickname "Miss Clutch" is current sophomore outfielder **Rachel Rousseau**. In limited time as a rookie, Rousseau recorded five hits and four went for doubles. She also drove in five runs, scored eight times and stole five bases. Her first three appearances as a pinch hitter (at Furman and vs. Southern Miss games one and two), "Rou" got on base each time with two walks and an RBI single that gave Marshall a 4-1 lead in game one against Southern Miss. The freshman hit her second double of the season the next day in game three. In game two at WKU on April 22, Rousseau was brought in to pinch hit in the top of the seventh with one out, one on base and the game tied at 5-5. On the seventh pitch of the at-bat, the freshman right-hander ripped a double to center that scored the run and gave Marshall the lead. Two batters later Rousseau scored to give the Herd a 2-run lead and the eventual 7-5 win.


Finally, in the regular season finale against Middle Tennessee on senior day, Rou stepped up for a pinch hit in the bottom of the seventh with two on base, one out and trailing 1-0. On the second pitch, she ripped a shot into the left-center gap scoring both runners and giving Marshall a double-header sweep of the eventual Conference USA Tournament champion Blue Raiders. On the defensive side, Rousseau caught one at the wall at FAU in game three, taking away a sure extra base hit as the Owls had two runners on base. The catch at the top of the fence ended the inning.

## Abigail Tolbert Steps into the Circle

After pitching just one inning in two seasons, **Abigail Tolbert** took a chance to step into the pitching circle and take charge for a team that had lost 2017 Conference USA Pitcher of the Year Jordan Dixon to graduation. Tolbert ended up leading the Herd with 160.2 innings pitched, a 3.49 ERA, 12-11 record, 10 complete games, five shutouts and 86 strikeouts. She earned her first career start against 13th ranked Auburn in the season-opener. She tossed back-to-back-to-back complete game shutouts against Presbyterian (Feb. 24), Winthrop (Feb. 25) and George Washington (March 2). Tolbert may have had her best performance of the season during an ESPN 3 broadcast against the James Madison Dukes, a team just outside of the top 25. The junior right-hander pitched a complete game, three-hit shutout and struck out a career-high seven batters. The Dukes had come in with a powerful offense that was punching out extra base hits all over the field.

## Big Shoes to Fill

The Class of 2018 for the Herd saw another group come through with record setters and major contributors that Marshall will look to replace. **Elicia D'Orazio** left with her name throughout the record book including Marshall and Conference USA's all-time leader in stolen bases with 166. **Taylor "The Sniper" McCord** was a leader on and off the field and closed out her time as the program's all-time leader in runners caught stealing (57), second all-time in pickoffs (27) and the most runners combined thrown out with an astounding 84. **Eloise "Weezy" Tribolet** was an exciting outfielder who spent her final two collegiate seasons with the Green and White. In Tribolet's final game for Marshall she went 3-for-3 against WKU in the C-USA Tournament and robbed her second home run of the year. **Jordan Colliflower** worked her way from a walk-on who saw limited time on the field to a regular starter who had a 23-game hitting streak during her senior season, the second longest streak in program history, and was named an All-Conference USA performer. **Madi Marshall** was the 2018 Warrior Award winner named in honor of **Emileigh Cooper**, and set a team pinch-running record in 2017 scoring a run in 10-straight games.





# HERD NOTES Continued

## Herd Welcomes Eight Newcomers

Along with a new coaching staff, the players who will have a chance to try and fill those shoes of the graduated seniors are eight new faces with three transfers and five freshmen. Senior outfielder **Hannah Giammarino** came over from Bowling Green for her final season and played high school and travel ball with now fellow classmate **Hayden Ellis**. Junior infielder **Brooke Burns** comes the Herd after two seasons at UNC, and is a former finalist for South Carolina State (HS) Player of the Year. Junior infielder **Sierra Huerta** makes the jump east after spending two incredible seasons at Moorpark College in California.

The freshman class includes a range of athletes in outfielder **Carson Lyon** (Monroe, La.), outfielder **Chloe Lee** (Tampa, Fla.), outfielder **Rachel Pennington** (West Hamlin, W.Va.), catcher **Caitlin Myers** (Charles Town, W.Va.) and pitcher **Mya Stevenson** (Mesquite, Texas). All five received numerous accolades during their prep careers and even walking away with school records.

## Previous Weekend Stats Only - Holy City Showdown

### The Automated ScoreBook Overall Statistics for Marshall University (as of Feb 23, 2019) (Week 3 - Holy City Showdown Sorted by Batting avg)

Record: 3-2 Home: 0-0 Away: 1-0 Neutral: 2-2 Conference: 0-0

Player	avg	gp-gs	ab	r	h	2b	3b	hr	rbi	tb	slg%	bb	hp	so	gdp	ob%	sf	sh	sb-att	po	a	e	fld%
10 GIAMMARINO, H.	.417	5-5	12	3	5	0	0	1	4	8	.667	3	0	2	0	.533	0	0	1-1	4	0	0	1.000
17 LEE, Chloe	.400	5-4	10	4	4	0	0	0	1	4	.400	0	0	3	0	.400	0	0	2-2	4	0	0	1.000
44 ADAMS, Katie	.400	4-3	10	1	4	1	0	0	3	5	.500	1	0	0	0	.455	0	0	0-0	0	0	0	.000
1 LOOSE, Samantha	.286	4-2	7	2	2	0	0	0	0	2	.286	1	0	0	0	.375	0	0	0-1	6	4	0	1.000
43 HARRELL, Aly	.200	5-5	15	2	3	1	0	1	4	7	.467	1	2	2	0	.333	0	0	0-0	31	3	0	1.000
4 HUERTA, Sierra	.200	5-5	10	2	2	1	0	0	3	3	.300	4	2	3	0	.471	1	0	0-0	5	6	1	.917
98 DAISS, Briana	.188	5-5	16	3	3	1	0	1	4	7	.438	0	1	0	0	.235	0	0	0-0	0	3	0	1.000
23 STEVENSON, Mya	.188	5-5	16	3	3	0	0	2	5	9	.563	2	0	4	0	.278	0	0	1-1	2	0	0	1.000
14 ELLIS, Hayden	.167	5-5	12	2	2	1	0	0	1	3	.250	0	0	3	0	.167	0	1	0-0	35	0	0	1.000
3 BROWN, Armani	.000	3-3	9	1	0	0	0	0	0	0	.000	0	0	2	0	.000	0	0	0-0	4	4	0	1.000
55 BURCH, Blakely	.000	3-2	5	0	0	0	0	0	0	0	.000	0	1	1	0	.167	0	0	0-0	2	6	0	1.000
-----																							
16 ESTRADA, Abigail	.333	5-1	3	1	1	0	0	0	0	1	.333	0	0	0	0	.333	0	0	0-1	3	0	0	1.000
2 BURNS, Brooke	.000	2-0	2	0	0	0	0	0	0	0	.000	0	0	1	0	.000	0	0	0-0	0	0	0	.000
22 MYERS, Caitlin	.000	1-0	1	0	0	0	0	0	0	0	.000	0	0	0	1	.000	0	0	0-0	0	0	0	.000
21 PENNINGTON, Rachel	.000	3-0	0	2	0	0	0	0	0	0	.000	0	0	0	0	.000	0	0	1-1	0	0	0	.000
Totals	.227	5	128	26	29	5	0	5	25	49	.383	12	6	21	1	.320	1	1	5-7	96	32	1	.992
Opponents	.186	5	113	11	21	5	1	5	11	43	.381	14	5	32	1	.301	1	2	5-5	100	34	6	.957

LOB - Team (23), Opp (29). DPs turned - Team (2), Opp (1).

### (Week 3 - Holy City Showdown Sorted by Earned run avg)

Player	era	w-l	app	gs	cg	sho	sv	ip	h	r	er	bb	so	2b	3b	hr	b/avg	wp	hp	bk	sfa	sha
77 WILLIAMSON, Kailee	1.08	1-0	3	2	1	1/0	0	13.0	9	2	2	6	15	3	0	1	.196	1	2	0	0	1
0 TOLBERT, Abigail	2.95	2-2	4	3	2	0/0	0	19.0	12	9	8	8	17	2	1	4	.179	2	3	0	1	1
Totals	2.19	3-2	5	5	3	1/0	0	32.0	21	11	10	14	32	5	1	5	.186	3	5	0	1	2
Opponents	4.62	2-3	5	5	3	1/0	0	33.1	29	26	22	12	21	5	0	5	.227	1	6	0	1	1

PB - Team (0), Opp (1). SBA/ATT - ELLIS, H. (5-5), WILLIAMSON, K (3-3), TOLBERT, A. (2-2).



**Megan  
Smith**

**Head Coach  
1st Season  
North Carolina '99**



On Wednesday July 25, 2017, Megan Smith was named the four head coach in Marshall softball history.

Smith, who sports a career record of 393-265, led the Kansas Jayhawks to six consecutive 30-win seasons and back-to-back appearances in the NCAA Tournament in 2014 and 2015. The 2015 campaign yielded the first 40-win season for the program in 23 years, the best start in school history for the second time in her tenure (12-0) and seven consecutive weeks in the top 25. Her 2013 team recorded the program's highest winning percentage (.680) in 21 years, broke the Big 12 record for batting average (.345), the highest mark in the NCAA that season. In 2012, Kansas had a 20-game win streak and, the year before, boasted an 11.5 game won-loss record improvement, the 16th-best turnaround in NCAA history. The 26-3 mark to open the 2011 season was also the best start in the program's history.

"I am extremely honored and excited to be a part of the Marshall family," said Smith. "There is such a strong history and tradition of success within the softball program and I am humbled to now be a part of that. I want to thank Mike Hamrick for this incredible opportunity for me and my son Cooper. I am eager to get to know the players and to get started this fall!"

At Kansas, she coached one All-American, one academic All-American, 20 All-Big 12 selections, 20 NFCA (National Fastpitch Coaches Association) All-Region selections, 50 All-Big 12 Academic Team honorees, three Big 12 Scholar Athletes of the Year and three student-athletes taken in the NPF (National Pro Fastpitch) Draft. The program also set single-season fielding percentage (2014, .979-second-highest nationally) and home run records during her time as head coach (60, 2011).

Prior to her time in Lawrence, Smith was an assistant for LSU for three seasons, where she helped the Tigers in winning the 2007 SEC Tournament and the Stanford Regional in the NCAA Tournament en route to 55 wins. LSU finished the regular season ranked third in the ESPN/USA Today poll. The following season, the Tigers picked up 44 wins on their way to a #9 national seed in the NCAA Tournament. During her tenure, she mentored two All-Americans and five NFCA All-South Region honorees.

Smith started the softball program at Western Carolina and posted a 41-20 record in WCU's inaugural season, earning 2006 Southern Conference Coach of the Year honors, while leading the Catamounts to the league's regular season title. That season, five student-athletes garnered first-team all-league acclaim, with another on the second team and two more were tabbed on the NFCA Southeast All-Region second team. She also coached the conference's 2006 Pitcher of the Year and Freshman of the Year. WCU broke the league's single-season home run record (81) that year, part of an explosive offensive season for the program (third in the nation in home runs per game, 14th in slugging percentage, 19th in scoring).

She also had assistant coaching stops at her alma mater North Carolina (2004), where she helped the Tar Heels reach the NCAA Tournament, and at Charlotte in 2003.

Her first head coaching position came at Young Harris College in Georgia, where she put up a 79-41 record over two seasons.

"We are very much looking forward to Megan leading our softball program," said Marshall Director of Athletics Mike Hamrick. "She is a proven winner and has a reputation for helping mold top-quality student-athletes. Our program is eager for her arrival in Huntington."

Smith, who is an NCAA Division I Softball Committee member, graduated from North Carolina in May 1999 with a Bachelor of Arts in Physical Education and Recreation Studies. She received her Master of Science in Human Performance and Sport Studies from Tennessee in August of 2000.

A Walkertown, N.C. native, Smith and the late Paul Buske have one son, Cooper.

#### What They're Saying about Megan Smith

Yvette Girouard, Former LSU Softball Head Coach and NFCA Hall of Fame Inductee

"Megan Smith will be a tireless worker for the Thundering Herd. She is the epitome of trying to do things the right way on and off the field for her student-athletes. A great recruiter who, no doubt, will bring talented softball players to Marshall, Megan is a great hire for the University."


Donna J. Papa, North Carolina Softball Head Coach and NFCA Hall of Fame Inductee

"Megan Smith is an outstanding hire to continue the tradition of Marshall University Softball. She will bring integrity and a strong work ethic to the program. Megan prides herself on preparation and organization as well as creating a competitive environment. She will look to create a family atmosphere and build and sustain a culture of pride and success that has been a part of Thundering Herd Softball. I have had the opportunity to coach and follow her throughout her coaching career thus far. I couldn't be happier for her and am excited to watch her take the Marshall Softball program forward."



## SMITH YEAR-BY-YEAR

Year	School	Record	Conference	Post Season
2001	Young Harris	34-25		NJCAA Regional Runner-up
2002	Young Harris	45-16		NJCAA Regional Runner-up
2005	W. Carolina	0-0		Start of the program
2006	W. Carolina	41-20	16-4	1st Southern Conference
2010	Kansas	21-35	2-16	10th Big 12
2011	Kansas	31-22	2-16	10th Big 12
2012	Kansas	31-20	6-17	9th Big 12
2013	Kansas	34-16	9-8	4th Big 12
2014	Kansas	34-23	7-11	5th Big 12/NCAA Regionals (1-2)
2015	Kansas	40-15	8-10	5th Big 12/NCAA Regionals (2-2)
2016	Kansas	31-20	8-9	4th Big 12
2017	Kansas	24-28	3-14	7th Big 12
2018	Kansas	27-25	2-16	7th Big 12
2019	Marshall	10-5		
Record 13yrs		403-270	63-121	
Record Div. I-III yrs		324-229	63-121	
At Marshall 1st-yr		10-5	0-0	



# WELCOME

COACH

*Megan Smith*

HEAD SOFTBALL COACH

**KANSAS JAYHAWKS 2010-18**

- SIX 30+ WIN SEASONS
- ONE 40 WIN SEASON
- NCAA REGIONALS IN 2014 & 2015

THE HERD

# Grand Larceny on the Bases

Marshall has recorded 2,298 total stolen bases in program history going back to 1994 averaging 91.04 per season (through end of 2018). The Herd has 22 through the first 15 games.

Marshall has been ranked more times in the Top 10 in the country than any other school since 2000 and has been in the Top 10 every year since 2009.

1. Marshall – 11 (3 times led the country)

2. Alabama – 7

T3. Miss. Valley State, Baylor, Prairie View & Akron – 6

T5. Southern U. & Jackson State – 5

T9. Alcorn & Loyola-Chicago – 4

Marshall has led the country in stolen bases per game three times – 2011, 2015 & 2017 (the only program to do so since 2000) and finished second in 2012 & 2013. Only Alabama (2007 & 2009) and Prairie View A&M (2001 & 2003) have led the country twice since 2000. Marshall set the team mark in 2017 with 162.

Morgan Zerkle (2015) and Elicia D'Orazio (2017) both won the Golden Shoe Award which is given annually to the nation's leader in stolen bases. Zerkle led the country with .94 per game and D'Orazio racked up 1.09 per game.

Marshall shattered the program record for steals in a game with 16 against Delaware State on March 5, 2017. The old mark was 11 steals at Middle Tennessee State April 10, 2015. Thieves in the game: Morgan Zerkle (5), Shaelynn Braxton (4), Eloise Tribolet (2), Abigail Estrada (2), Elicia D'Orazio (2) and Hayden Ellis (1).

Marshall has reached double-digits for steals in a single game five times in program history. One game in each season since 2014: 10 at UNC Wilmington (3/20/14), 11 at Middle Tennessee (4/10/15), 10 vs. Toledo (3/15/16), 16 vs. Delaware State (3/5/17), 11 vs. UMass-Lowell (2/17/18).

Prior to the 2018 season, Marshall was the only team in Conference USA to have more than one player with 100 or more career steals. After the 2018 season Florida Atlantic now has two players over the century mark.

**Elicia D'Orazio (2015-18) - 166 All-time Conference USA Leader**

Morgan Zerkle (2014-17) – 162 **2nd all-time in C-USA**

Kaelynn Greene (2013-16) – 141 **3rd all-time in C-USA**

Sierra Davenport (2001-04) – 130 (All in the MAC)

Ashley Gue (2010-2013) – 113 **7th all-time in C-USA**

Jessica Hughes (2008-12) – 103 **9th all-time in C-USA**

Sierra Davenport is still the Mid-American Conference's all-time leader in career stolen bases.

In 2017, D'Orazio shattered the Herd's single season mark of 51 steals with 59. The junior base-stealer also broke the 17-year old Conference USA record of 57 set by Chrystal Stevens of Southern Miss. Stevens set the record in 76 games back in 2000. D'Orazio broke the record in just 53 games.

Marshall has recorded over 100 steals in a season 12 times and following 2018, now 10 seasons in a row.

In Marshall's record-breaking season of 2017, six players combined for 40 Multi-SB games: Elicia D'Orazio 17, Morgan Zerkle 13, Eloise Tribolet 3, Abigail Estrada 3, Taylor McCord 3 & Shaelynn Braxton 1

15 different players have stolen at least 20 bases in a season since 2000:

2018 - 1 (Elicia D'Orazio 44)

2017 - 2 (Elicia D'Orazio 59 & Morgan Zerkle 39)

2016 - 3 (Kaelynn Greene 51, Elicia D'Orazio 39 & Morgan Zerkle 28)

2015 - 4 (Morgan Zerkle 47, Kaelynn Greene 27, Elicia D'Orazio 24 & Shae Braxton 20)

2014 - 2 (Morgan Zerkle 48 & Kaelynn Greene 31)

2013 - 2 (Ashley Gue 36 & Kaelynn Greene 32)

2012 - 3 (Ashley Gue 32, Taylor Thompson 29 & Jessica Hughes 23)

2011 - 4 (Jessica Hughes 23, Morgan Cottrell 23, Ashley Gue 21 & Taylor Thompson 21)

2010 - 2 (Jessica Hughes 31 & Ashley Gue 24)

2009 - 2 (Melissa Loesing 27 & J.J. Bitner 23)

2008 - 0

2007 - 1 (J.J. Bitner 31)

2006 - 0

2005 - 2 (Noelle Adams 22 & Jessica Williams 20)

2004 - 2 (Sierra Davenport 41 & Amanda Williams 35)

2003 - 2 (Sierra Davenport 40 & Amanda Williams 22)

2002 - 2 (Nichole Corrigan 27 & Sierra Davenport 26)

2001 - 1 (Sierra Davenport 23)

2000 - 0

## Most Times of 20 or more Steals

4 Seasons - Sierra Davenport, Ashley Gue, Kaelynn Greene, Morgan Zerkle & Elicia D'Orazio

3 Seasons - Jessica Hughes

2 Seasons - Amanda Williams, J.J. Bitner & Taylor Thompson

1 Season - Nichole Corrigan, Noelle Adams, Jessica Williams, Melissa Loesing, Morgan Cottrell & Shae Braxton



# Season Trends/Last Time

## MARSHALL'S RECORD WHEN...

at Home	0-0
Away	2-1
Neutral	8-4
Conference	0-0
Non-Conference	10-5

Record	10-5
Longest winning streak	3
Longest losing streak	1
Current streak	L - 1
Largest margin of victory	10
Largest margin of loss	1 (5x)

One-Run Games	2-5
Two-Run Games	0-0
Three-Four Run Games	4-0
Five-Plus Run Games	4-0

Scoring zero-two runs	0-4
Scoring three-five runs	3-1
Scoring six-nine runs	3-0
Scoring 10+ runs	4-0

Out hit the opponent	8-2
Gets out hit by opponent	2-2
Hits are Even	0-1
Records five or fewer hits	0-4
Records six-nine hits	7-1
Records 10+ hits	3-0

In extra innings	2-0
In shutouts	0-2
Scoring first	2-0
Opponent scores first	1-5
Scoring in first inning	6-0

Ahead after fourth inning	8-0
Ahead after fifth inning	8-0
Ahead after sixth inning	10-0

Trailing after fourth inning	1-5
Trailing after fifth inning	1-5
Trailing after sixth inning	0-5

Tied after fourth inning	1-0
Tied after fifth inning	1-0
Tied after sixth inning	0-0

February	10-5
March	0-0
April	0-0
May	0-0

## BY MARSHALL

Scored 10 -14 runs  
(10) at Charleston Southern (2/23/19)

Scored 15+ runs  
(16) vs. North Texas (4/4/15)

Allowed 10+ runs  
(13) at Luisville (5/2/18)

Recorded 10 - 14 hits  
(10) at Charleston Southern (2/23/19)

Recorded 15+ hits  
(15) at UNCG (3/21/17)

Stole 5 - 7 bases  
(5) at UTSA (4/7/18)

Stole 8 - 9 bases  
(8) at Virginia Tech (4/21/17)

Stole 10+ bases  
(11) vs. UMass-Lowell (2/17/18)

Hit four or more doubles  
(5) vs. Kent State (2/28/18)

Hit two or more triples  
(2) vs. Charlotte (3) (4/15/18)

Hit 2-4 home runs  
(3) vs. UNC-Wilmington (2/23/19)

Hit 5+ home runs  
(5) vs. Presbyterian (2/16/19)

Drew 5 - 9 walks  
(5) at Charleston Southern (2/23/19)

Drew 10+ walks  
(13) vs. Kent State (3/6/11)

Pitched 10 or more strikeouts  
(11) vs. Furman (2/9/18)

Held a team without a run  
at Charleston Southern (2/23/19)

Beat a top 25 team  
at #24 Ohio State (6-1) (4/2/08)

Had Back-to-back HRs  
vs. Presbyterian Aly Harrel &  
Mya Stevenson (2/16/19)

Had a Walk-Off HR  
vs. UMass-Lowell (4-3) (2/22/19)  
Mya Stevenson 2-run bottom 8th

Had a Walk-Off Hit  
vs. MTSU (2) (5/6/18) (3-2 7th inn)  
Hit: Rachel Rousseau (2B)  
Run Scored: Abigail Estrada then  
Wylie Glover

Had a Walk-Off Stolen Base  
vs. Lipscomb (2-1 8th Inn) (2/10/17)  
Elicia D'Orazio

Was No-Hit  
at No. 12 USF 2/8/13 (345 games)

## BY A MARSHALL PLAYER

Had 5+ hits in a game  
(5) Morgan Zerkle vs Bucknell  
(2/14/15)

Had 4 hits in a game  
Elicia D'Orazio vs. UMass-Lowell  
(2/17/18)

Scored 3+ runs in a game  
(3) Aly Harrell vs. Presbyterian (2/16/19)

Drove in 3 - 4 runs in a game  
(3) Mya Stevenson & Hannah Giammarino  
at Charleston Southern (2/23/19)

Drove in 5+ runs in a game  
(5) Briana Daiss vs. UTEP (3/12/16)

Hit 3+ doubles in a game  
(3) Deanna Tourville vs. Ohio  
(4/16/05)

Hit 2+ triples in a game  
(2) Amanda Williams vs. Bowling  
Green (3/31/04)

Hit 3 home runs in a game  
Shaelynn Braxton vs. N. Kentucky  
(4/9/14)

Hit 2 home runs in a game  
Aly Harrell vs. Presbyterian (2/16/19)

Walked 4 times in a game  
Raquel Escareno vs. Wright State  
(4/16/14)

Walked 3 times in a game  
Aly Harrell back-to-back games vs. Cal  
Poly & UC-Riverside (2/9/19)

Stole 3 - 4 bases in a game  
(4) Elicia D'Orazio at UTSA (2) (4/7/18)

Stole 5 bases in a game  
Morgan Zerkle vs. Delaware State  
(3/5/17)

Pitched 10 or more innings in a game  
(11.1) Jordan Dixon vs. Illinois NCAA  
Regionals (5/18/13)

Struck out 10 or more batters  
(10) Jordan Dixon at Virginia Tech  
(4/21/17)

Pitched a No-Hitter  
Jordan Dixon vs. WKU C-USA Tourna-  
ment  
(5/11/17)

**The Automated ScoreBook**  
**Overall Statistics for Marshall University (as of Feb 23, 2019)**  
**(All games Sorted by Batting avg)**

Record: 10-5 Home: 0-0 Away: 2-1 Neutral: 8-4 Conference: 0-0

Player	avg	gp-gs	ab	r	h	2b	3b	hr	rbi	tb	slg%	bb	hp	so	gdp	ob%	sf	sh	sb-att	po	a	e	fld%
10 GIAMMARINO, H.	.342	14-14	38	11	13	1	1	3	12	25	.658	5	0	7	0	.419	0	0	5-6	14	2	0	1.000
23 STEVENSON, Mya	.333	13-12	36	9	12	1	0	4	9	25	.694	5	1	6	0	.429	0	0	1-1	5	0	1	.833
27 ROUSSEAU, Rachel	.333	5-5	18	4	6	3	0	0	4	9	.500	2	0	2	0	.400	0	1	1-1	4	0	0	1.000
43 HARRELL, Aly	.314	15-15	35	9	11	2	0	4	13	25	.714	14	8	4	0	.579	0	0	0-1	115	3	3	.975
17 LEE, Chloe	.306	15-13	36	7	11	0	0	0	3	11	.306	4	0	7	0	.375	0	1	8-8	13	0	1	.929
44 ADAMS, Katie	.286	10-6	21	2	6	1	0	0	3	7	.333	2	1	1	0	.375	0	0	0-0	7	1	2	.800
3 BROWN, Armani	.271	13-13	48	7	13	1	0	0	3	14	.292	1	0	8	0	.280	1	1	2-3	29	23	5	.912
4 HUERTA, Sierra	.257	15-15	35	10	9	1	0	1	8	13	.371	10	4	7	0	.460	1	2	0-2	19	27	4	.920
98 DAISS, Briana	.243	14-11	37	5	9	1	0	2	7	16	.432	1	2	3	0	.300	0	1	0-0	0	3	0	1.000
55 BURCH, Blakely	.226	13-11	31	6	7	0	1	1	4	12	.387	3	5	6	0	.385	0	2	0-0	13	25	6	.864
14 ELLIS, Hayden	.172	15-14	29	4	5	3	0	0	7	8	.276	5	0	8	0	.278	2	2	0-0	72	3	1	.987
-----																							
1 LOOSE, Samantha	.222	8-3	9	2	2	0	0	0	0	2	.222	1	0	2	0	.300	0	0	0-1	6	4	0	1.000
16 ESTRADA, Abigail	.167	12-4	12	2	2	0	0	0	0	2	.167	0	0	0	0	.167	0	0	1-2	6	0	1	.857
22 MYERS, Caitlin	.000	3-0	2	0	0	0	0	0	0	0	.000	1	0	0	1	.333	0	0	0-0	0	0	0	.000
2 BURNS, Brooke	.000	4-0	2	1	0	0	0	0	0	0	.000	0	0	1	0	.000	0	0	0-0	0	0	0	.000
21 PENNINGTON, Rachel	.000	10-0	0	4	0	0	0	0	0	0	.000	0	0	0	0	.000	0	0	4-4	0	0	0	.000
Totals	.272	15	389	83	106	14	2	15	73	169	.434	54	21	62	1	.387	4	10	22-29	303	119	25	.944
Opponents	.204	15	378	39	77	13	2	7	33	115	.304	39	12	69	2	.298	1	8	13-14	304	118	20	.955

LOB - Team (94), Opp (99). DPs turned - Team (5), Opp (3). IBB - Team (0), Opp (1). Picked off - HARRELL, A. 1.

**(All games Sorted by Earned run avg)**

Player	era	w-l	app	gs	cg	sho	sv	ip	h	r	er	bb	so	2b	3b	hr	b/avg	wp	hp	bk	sfa	sha
77 WILLIAMSON, Kailee	0.83	3-0	10	5	3	1/0	1	42.0	33	9	5	12	31	6	0	2	.209	1	5	0	0	1
0 TOLBERT, Abigail	2.75	6-4	11	9	5	0/0	0	56.0	40	26	22	22	36	7	2	5	.191	4	6	0	1	5
-----																						
7 BURDETTE, Ali	0.00	1-0	1	0	0	0/0	0	3.0	4	2	0	3	2	0	0	0	.400	2	0	0	0	2
23 STEVENSON, Mya	0.00	0-1	1	1	0	0/0	0	0.0	0	2	0	2	0	0	0	0	.000	2	1	0	0	0
Totals	1.87	10-5	15	15	8	1/0	1	101.0	77	39	27	39	69	13	2	7	.204	9	12	0	1	8
Opponents	4.63	5-10	15	15	6	2/0	0	101.1	106	83	67	54	62	14	2	15	.272	10	21	0	4	10

PB - Team (0), Opp (1). Pickoffs - Team (0), Opp (1). SBA/ATT - ELLIS, H. (12-12), TOLBERT, A. (7-7), WILLIAMSON, K (6-7), ADAMS, K. (1-2).



**The Automated ScoreBook**  
**Overall Statistics for Marshall University (as of Feb 23, 2019)**  
**(All games Sorted by Fielding pct)**

Player	c	po	a	e	fld%	dp	sba	csb	sba%	pb	ci
0 TOLBERT, Abigail	18	0	18	0	1.000	0	7	0	1.000	0	0
10 GIAMMARINO, H.	16	14	2	0	1.000	0	0	0	.000	0	0
1 LOOSE, Samantha	10	6	4	0	1.000	1	0	0	.000	0	0
27 ROUSSEAU, Rachel	4	4	0	0	1.000	0	0	0	.000	0	0
98 DAISS, Briana	3	0	3	0	1.000	1	0	0	.000	0	0
14 ELLIS, Hayden	76	72	3	1	.987	1	12	0	1.000	0	0
43 HARRELL, Aly	121	115	3	3	.975	5	0	0	.000	0	0
17 LEE, Chloe	14	13	0	1	.929	0	0	0	.000	0	0
4 HUERTA, Sierra	50	19	27	4	.920	0	0	0	.000	0	0
3 BROWN, Armani	57	29	23	5	.912	1	0	0	.000	0	0
77 WILLIAMSON, Kailee	11	0	10	1	.909	1	6	1	.857	0	0
55 BURCH, Blakely	44	13	25	6	.864	1	0	0	.000	0	0
16 ESTRADA, Abigail	7	6	0	1	.857	0	0	0	.000	0	0
23 STEVENSON, Mya	6	5	0	1	.833	0	0	0	.000	0	0
44 ADAMS, Katie	10	7	1	2	.800	0	1	1	.500	0	0
2 BURNS, Brooke	0	0	0	0	.000	0	0	0	.000	0	0
21 PENNINGTON, Rachel	0	0	0	0	.000	0	0	0	.000	0	0
7 BURDETTE, Ali	0	0	0	0	.000	0	0	0	.000	0	0
22 MYERS, Caitlin	0	0	0	0	.000	0	0	0	.000	0	0
Totals	447	303	119	25	.944	5	13	1	.929	0	0
Opponents	442	304	118	20	.955	3	22	7	.759	1	0

Hitting minimums - 1 Games 1 AB 1.0 AB/Game 1 TPA 1.0 TPA/Game

Pitching minimums - 1 Games 1 IP 1 BF 1.0 IP/Game

**The Automated ScoreBook**  
**Game Results for Marshall University (as of Feb 23, 2019)**  
**(All games)**

Date	Opponent		Score	Inns	Overall	Conference	Pitcher of record	Attend	Time
Feb 08, 2019	vs UC Riverside	w	5-2	7	1-0-0	0-0-0	TOLBERT, A. (W 1-0)	113	2:07
Feb 08, 2019	at San Diego	w	10-1	7	2-0-0	0-0-0	WILLIAMSON,K (W 1-0)	173	2:44
Feb 09, 2019	vs Cal Poly	w	6-5	(9)	3-0-0	0-0-0	BURDETTE, A. (W 1-0)	115	3:20
Feb 09, 2019	vs UC Riverside	L	4-5	7	3-1-0	0-0-0	STEVENSON,M. (L 0-1)	111	1:59
Feb 10, 2019	vs Portland State	w	7-4	7	4-1-0	0-0-0	TOLBERT, A. (W 2-0)	107	2:25
Feb 15, 2019	vs ECU	w	5-2	7	5-1-0	0-0-0	TOLBERT, A. (W 3-0)	78	2:00
Feb 15, 2019	at Coastal Carolina	L	0-1	7	5-2-0	0-0-0	TOLBERT, A. (L 0-1)	138	2 13
Feb 16, 2019	vs ECU	w	8-4	7	6-2-0	0-0-0	TOLBERT, A. (W 4-1)	78	1:54
Feb 16, 2019	vs Presbyterian	w	10-1	5	7-2-0	0-0-0	WILLIAMSON,K (W 2-0)	78	2:00
Feb 17, 2019	vs Towson	L	2-3	7	7-3-0	0-0-0	TOLBERT, A. (L 4-2)	75	2:00
Feb 22, 2019	vs UMass Lowell	w	4-3	(8)	8-3-0	0-0-0	TOLBERT, A. (W 5-2)	75	1:57
Feb 22, 2019	vs Iowa State	L	0-1	7	8-4-0	0-0-0	TOLBERT, A. (L 5-3)	120	1:42
Feb 23, 2019	vs UNC Wilmington	w	11-5	7	9-4-0	0-0-0	TOLBERT, A. (W)	106	2:23
Feb 23, 2019	at Charleston So.	w	10-0	5	10-4-0	0-0-0	WILLIAMSON,K (W 3-0)	66	1:45
Feb 24, 2019	vs Appalachian State	L	1-2	7	10-5-0	0-0-0	TOLBERT, A. (L 6-4)	402	1:47

() extra inning game



**The Automated ScoreBook**  
**Team Game-by-Game for Marshall University (as of Feb 23, 2019)**  
**Batting (All games)**

Date	Opponent	ab	r	h	rbi	2b	3b	hr	tb	bb	ibb	sb	cs	hbp	sac	sf	gdp	k	po	a	e	lob	avg
Feb 08	vs UC Riverside	30	5	14	4	2	0	0	16	3	0	4	0	2	1	0	0	1	21	13	3	10	.467
Feb 08	at San Diego	28	10	8	6	2	1	0	12	8	0	0	1	2	1	0	0	9	21	7	1	8	.379
Feb 09	vs Cal Poly	28	6	9	5	0	0	0	9	4	0	1	2	3	4	3	0	4	27	7	5	11	.360
Feb 09	vs UC Riverside	28	4	8	3	1	0	0	9	5	0	0	0	0	0	0	0	1	21	10	6	8	.342
Feb 10	vs Portland State	26	7	8	5	1	1	0	11	7	0	4	0	2	2	0	0	2	21	13	3	9	.336
Feb 15	vs ECU	24	5	6	5	1	0	3	16	4	0	1	0	0	0	0	0	6	21	9	2	5	.323
Feb 15	at Coastal Carolina	24	0	4	0	0	0	0	4	0	0	0	1	1	0	0	0	5	18	7	0	4	.303
Feb 16	vs ECU	25	8	8	8	2	0	1	13	6	0	0	1	1	0	0	0	3	21	10	1	6	.305
Feb 16	vs Presbyterian	24	10	8	10	0	0	5	23	3	0	4	0	1	0	0	0	2	15	3	1	3	.308
Feb 17	vs Towson	24	2	4	2	0	0	1	7	2	0	3	0	3	1	0	0	8	21	8	2	7	.295
Feb 22	vs UMass Lowell	28	4	6	4	2	0	1	11	1	0	0	0	1	0	0	0	4	24	8	0	5	.287
Feb 22	vs Iowa State	22	0	1	0	1	0	0	2	3	0	0	0	1	0	0	0	7	18	6	0	5	.270
Feb 23	vs UNC Wilmington	31	11	10	11	1	0	3	20	2	0	2	1	2	1	0	0	6	21	8	0	4	.275
Feb 23	at Charleston So.	26	10	10	10	1	0	1	14	5	0	2	0	0	0	1	0	1	15	4	0	7	.283
Feb 24	vs Appalachian State	21	1	2	0	0	0	0	2	1	0	1	1	2	0	0	1	3	18	6	1	2	.272
Totals		389	83	106	73	14	2	15	169	54	0	22	7	21	10	4	1	62	303	119	25	94	.272

The Automated ScoreBook  
Team Game-by-Game for Marshall University (as of Feb 23, 2019)  
Pitching (All games)

Date	Opponent	ip	h	r	er	bb	so	2b	3b	hr	wp	bk	hbp	dp	ibb	score	w-l	sv	era
Feb 08	vs UC Riverside	7.0	7	2	1	2	2	1	0	0	0	0	1	0	0	5-2	1-0	0	1.00
Feb 08	at San Diego	7.0	4	1	0	1	2	0	0	0	0	0	1	0	0	10-1	2-0	0	0.50
Feb 09	vs Cal Poly	9.0	8	5	3	5	5	0	0	0	4	0	0	1	1	6-5	3-0	0	1.22
Feb 09	vs UC Riverside	7.0	3	5	0	3	7	2	0	0	2	0	1	0	0	4-5	3-1	0	0.93
Feb 10	vs Portland State	7.0	4	4	2	5	5	2	0	0	0	0	1	1	0	7-4	4-1	1	1.14
Feb 15	vs ECU	7.0	7	2	2	1	3	0	0	1	0	0	1	0	0	5-2	5-1	1	1.27
Feb 15	at Coastal Carolina	6.0	3	1	1	0	1	0	0	0	0	0	1	0	0	0-1	5-2	1	1.26
Feb 16	vs ECU	7.0	5	4	4	4	5	0	0	1	0	0	0	0	0	8-4	6-2	1	1.60
Feb 16	vs Presbyterian	5.0	6	1	1	2	4	1	0	0	0	0	0	0	0	10-1	7-2	1	1.58
Feb 17	vs Towson	7.0	9	3	3	2	3	2	1	0	0	0	1	1	0	2-3	7-3	1	1.72
Feb 22	vs UMass Lowell	8.0	8	3	2	2	8	2	0	1	0	0	2	1	0	4-3	8-3	1	1.73
Feb 22	vs Iowa State	6.0	1	1	1	3	4	0	1	0	0	0	1	0	0	0-1	8-4	1	1.69
Feb 23	vs UNC Wilmington	7.0	6	5	5	5	7	1	0	4	1	0	2	1	0	11-5	9-4	1	1.94
Feb 23	at Charleston So.	5.0	1	0	0	3	5	0	0	0	1	0	0	0	0	10-0	10-4	1	1.84
Feb 24	vs Appalachian State	6.0	5	2	2	1	8	2	0	0	1	0	0	0	0	1-2	10-5	1	1.87
Totals		101.0	77	39	27	39	69	13	2	7	9	0	12	5	1	83-39	10-5	1	1.87



00 Senior - Abigail Tolbert P/UT			Barboursville, West Virginia		
<b>Career Highs</b> IP: 9.2 at UAB 3/11/18 Ks: 8 vs. Appalachian State 2/24/19 2+ Strikeout Games: 31 5+ Strikeout Games: 9 10+ Strikeout Games: 3+ Innings Pitched Games: 35 5+ Innings Pitched Games: 26 <i>1st career win 2/24/18 vs. Presbyterian, 8-0</i> <i>1st career save 3/17/18 vs. Southern Miss</i>		<b>Season Highs</b> IP: 7 (2x) last vs. ECU 2/16 Ks: 8 vs. Appalachian State 2/24 2+ Strikeout Games: 9 5+ Strikeout Games: 2 10+ Strikeout Games: 3+ Innings Pitched Games: 10 5+ Innings Pitched Games: 7 <i>1st win of year 2/8 vs. UC-Riverside, 5-2</i>		<b>Streaks:</b> <u>1 Strikeout Career:</u> 11 (2/8-24) <u>Current:</u> 11 (2/8-24) <u>2+ Strikeouts:</u> 7 (4/15-28) <u>Current:</u> 4 (2-22-24) <u>5+ Strikeouts:</u> 2 (2/24-2/25 & 4/18-4/21) <u>Current:</u> 1 <u>10+ Strikeouts:</u> <u>Current:</u> <u>3+ IP:</u> 7 (2/8/19-Current) <u>Current:</u> 3 (2/22-24) <u>5+ IP:</u> 6 (2/23/18-3/4/18) <u>Current:</u> 3 (2/22-24)	





1 Senior - Samantha Loose INF										Anaheim Hills, California									
Career Highs										Season Highs									
At-Bats: 4 (2x) last at UAB 4/2/16										At-Bats: 3 vs. Appalachian State 2/24/19									
Runs: 2 vs. UMEs 3/4/16										Runs: 1 (2x) last at Charleston Southern 2/23									
Hits: 2 (3x) last at vs. Wright State 4/6/16										Hits: 1 (2x) last at Charleston Southern 2/23									
RBI: 2 at Wright State 4/6/16										RBI:									
Doubles: 1 (7x) last at FAU 4/16/16										Doubles:									
Triples: N/A										Triples:									
Home Runs: N/A										Home Runs:									
Walks: 1 (8x) last at Charleston Southern 2/23/19										Walks: 1 at Charleston Southern 2/23									
SB: 1 vs. UTEP 3/12/16										SB:									
Career/Season																			
2+ Hit Games: 3/0																			
2+ SB Games: N/A																			
2+ Runs Games: 1/0																			
2+ RBI Games: 1/0																			
1,000 Avg. Games (at least 2-2): 1/0																			
Hitting Streaks 5+ Games: N/A																			
Hitting Streaks 10+ Games: N/A																			
Career Long Hitting Streak: 3 (2x '16)																			
Season/Current Hit Streak: 2/0																			
Career Long OB Streak: 10																			
Season/Current OB Streak: 2/0																			

#1 LOOSE, Samantha - 8 games (All games)

Date	Opponent	Pos	AB	R	H	RBI	2B	3B	HR	BB	SB	CS	HBP	SAC	SF	GDP	K	PO	A	E	Avg
Feb 08	at San Diego	ph	1	0	0	0	0	0	0	0	0	0	0	0	0	0	1	0	0	0	.000
Feb 09	vs UC Riverside	*3b	0	0	0	0	0	0	0	0	0	0	0	0	0	0	0	0	0	0	.000
Feb 15	at Coastal Carolina	ph	1	0	0	0	0	0	0	0	0	0	0	0	0	0	1	0	0	0	.000
Feb 17	vs Towson	pr	0	0	0	0	0	0	0	0	0	0	0	0	0	0	0	0	0	0	.000
Feb 22	vs UMass Lowell	pr/of	0	0	0	0	0	0	0	0	0	0	0	0	0	0	0	1	0	0	.000
Feb 23	vs UNC Wilmington	2b	2	1	1	0	0	0	0	0	0	1	0	0	0	0	0	1	1	0	.250
Feb 23	at Charleston So.	*2b	2	1	1	0	0	0	0	1	0	0	0	0	0	0	0	2	2	0	.333
Feb 24	vs Appalachian State	*2b	3	0	0	0	0	0	0	0	0	0	0	0	0	0	0	2	1	0	.222
Totals		3gs	9	2	2	0	0	0	0	1	0	1	0	0	0	0	2	6	4	0	.222

On base pct. .300 • Slugging pct. .222

Samantha Loose Career Stats																							
Year	avg	gp-gs	ab	r	h	2b	3b	hr	rbi	tb	slg%	bb	hbp	so	gdp	ob%	sf	sh	sb-att	po	a	e	fld%
2016	.258	45-38	93	8	24	7	0	0	6	31	.333	3	7	12	0	.330	0	0	1-2	69	36	5	.955
2017	.083	15-0	12	0	1	0	0	0	2	1	.083	1	1	4	0	.214	0	0	0-0	0	0	0	.000
2018	.063	17-4	16	3	1	0	0	0	0	1	.063	3	0	5	0	.211	0	1	0-0	9	1	1	.909
2019	.222	8-3	9	2	2	0	0	0	0	2	.222	1	0	2	0	.300	0	0	0-1	6	4	0	1.000
TOTAL	.215	85-45	130	13	28	7	0	0	8	35	.269	8	8	23	0	.301	0	1	1-3	84	41	6	.954



2 Junior - Brooke Burns INF										Chapin, South Carolina									
Career Highs * at Marshall *										Season Highs									
At-Bats: 1 (2x) last at Charleston Southern 2/23										At-Bats: 1 (2x) last at Charleston Southern 2/23									
Runs: 1 vs. UC-Riverside 2/8										Runs: 1 vs. UC-Riverside 2/8									
Hits:										Hits:									
RBI:										RBI:									
Doubles:										Doubles:									
Triples:										Triples:									
Home Runs:										Home Runs:									
Walks:										Walks:									
SB:										SB:									
Career/Season																			
2+ Hit Games:										2+ Hit Games:									
2+ SB Games:										2+ SB Games:									
2+ Runs Games:										2+ Runs Games:									
2+ RBI Games:										2+ RBI Games:									
2+ BB Games:										2+ BB Games:									
1.000 Avg. Games (at least 2-2):										1.000 Avg. Games (at least 2-2):									
Hitting Streaks 5+ Games:										Hitting Streaks 5+ Games:									
Hitting Streaks 10+ Games:										Hitting Streaks 10+ Games:									
Career Long Hitting Streak:										Career Long Hitting Streak:									
Season/Current Hit Streak:										Season/Current Hit Streak:									
Career Long OB Streak:										Career Long OB Streak:									
Season/Current OB Streak:										Season/Current OB Streak:									

North Carolina stats										Career Hitting Statistics									
	AVG	GP	GS	AB	R	H	2B	3B	HR	RBI	SLG%	BB	HBP	SO	GDP	OB%	SF	SH	SB
2017	.000	30	2	6	5	0	0	0	0	0	.000	1	0	4	0	.143	0	0	0
2018	.250	8	0	4	2	1	0	0	0	0	.250	1	0	2	0	.400	0	0	0
Total	.100	38	2	10	7	1	0	0	0	0	.100	2	0	6	0	.250	0	0	0

#2 BURNS, Brooke - 4 games (All games)

Date	Opponent	Pos	AB	R	H	RBI	2B	3B	HR	BB	SB	CS	HBP	SAC	SF	GDP	K	PO	A	E	Avg
Feb 08	vs UC Riverside	pr	0	1	0	0	0	0	0	0	0	0	0	0	0	0	0	0	0	0	.000
Feb 15	at Coastal Carolina	pr	0	0	0	0	0	0	0	0	0	0	0	0	0	0	0	0	0	0	.000
Feb 23	vs UNC Wilmington	ph	1	0	0	0	0	0	0	0	0	0	0	0	0	0	1	0	0	0	.000
Feb 23	at Charleston So.	ph	1	0	0	0	0	0	0	0	0	0	0	0	0	0	0	0	0	0	.000
Totals		ogs	2	1	0	0	0	0	0	0	0	0	0	0	0	0	1	0	0	0	.000

On base pct. .000 • Slugging pct. .000

Brooke Burns Career Stats																							
Year	avg	gp-gs	ab	r	h	2b	3b	hr	rbi	tb	slg%	bb	hbp	so	gdp	ob%	sf	sh	sb-att	po	a	e	fld%
2019	.000	4-0	2	1	0	0	0	0	0	0	.000	0	0	1	0	.000	0	0	0-0	0	0	0	.000
TOTAL	.000	4-0	2	1	0	0	0	0	0	0	.000	0	0	1	0	.000	0	0	0-0	0	0	0	.000



3 Sophomore - Armani Brown INF   Elk Grove, California		
Career Highs	Season Highs	Career/Season
At-Bats: 5 (2x) last vs. Portland State 2/10/19	At-Bats: 5 (2x) last vs. Portland State 2/10	2+ Hit Games: 5/4
Runs: 1 (10x) last vs. UMass-Lowell 2/22/19	Runs: 1 (7x) last vs. UMass-Lowell 2/22	2+ SB Games: 0/0
Hits: 3 vs. UC-Riverside 2/8/19	Hits: 3 vs. UC-Riverside 2/8	2+ Runs Games: 0/0
RBI: 1 (6x) last vs. Portland State 2/10/19	RBI: 1 (3x) last vs. Portland State 2/10	2+ RBI Games: 0/0
Doubles: 1 vs. ECU 2/15/19	Doubles: 1 vs. ECU 2/15	1,000 Avg. Games (at least 2-2):
Triples:	Triples:	Hitting Streaks 5+ Games: 1/1
Home Runs:	Home Runs:	Hitting Streaks 10+ Games:
Walks: 1 (2x) last vs. ECU 2/16/19	Walks: 1 vs. ECU 2/16	Career Long Hitting Streak: 6 ('19)
SB: 1 (5x) last vs. Presbyterian 2/16/19	SB: 1 (2x) last vs. Presbyterian 2/16	Season/Current Hit Streak: 6/0
		Career Long OB Streak: 6 ('19)
		Season/Current OB Streak: 6/0

#3 BROWN, Armani - 13 games (All games)

Date	Opponent	Pos	AB	R	H	RBI	2B	3B	HR	BB	SB	CS	HBP	SAC	SF	GDP	K	PO	A	E	Avg
Feb 08	vs UC Riverside	*2b	4	1	3	1	0	0	0	0	1	0	0	0	0	0	0	1	4	0	.750
Feb 08	at San Diego	*2b	5	1	1	0	0	0	0	0	0	0	0	0	0	0	1	4	2	0	.444
Feb 09	vs Cal Poly	*2b	4	0	2	1	0	0	0	0	0	1	0	0	1	0	1	6	0	0	.462
Feb 09	vs UC Riverside	*2b	4	1	1	0	0	0	0	0	0	0	0	0	0	0	0	1	2	0	.412
Feb 10	vs Portland State	*2b	5	0	1	1	0	0	0	0	0	0	0	0	0	0	0	6	2	2	.364
Feb 15	vs ECU	*2b	4	1	2	0	1	0	0	0	0	0	0	0	0	0	0	2	5	2	.385
Feb 15	at Coastal Carolina	*2b	3	0	0	0	0	0	0	0	0	0	0	0	0	0	1	3	0	0	.345
Feb 16	vs ECU	*2b	3	1	2	0	0	0	0	1	0	0	0	0	0	0	0	0	3	0	.375
Feb 16	vs Presbyterian	*2b	4	1	1	0	0	0	0	0	1	0	0	0	0	0	1	1	0	1	.361
Feb 17	vs Towson	*2b	3	0	0	0	0	0	0	0	0	0	0	1	0	0	2	1	1	0	.333
Feb 22	vs UMass Lowell	*2b	4	1	0	0	0	0	0	0	0	0	0	0	0	0	0	3	1	0	.302
Feb 22	vs Iowa State	*2b	3	0	0	0	0	0	0	0	0	0	0	0	0	0	0	1	1	0	.283
Feb 23	vs UNC Wilmington	*2b	2	0	0	0	0	0	0	0	0	0	0	0	0	0	2	0	2	0	.271
Totals		13gs	48	7	13	3	1	0	0	1	2	1	0	1	1	0	8	29	23	5	.271

On base pct. .280 • Slugging pct. .292

Armani Brown Career Stats																							
Year	avg	gp-gs	ab	r	h	2b	3b	hr	rbi	tb	slg%	bb	hbp	so	gdp	ob%	sf	sh	sb-att	po	a	e	fld%
2018	.357	6-4	14	3	5	0	0	0	3	5	.357	1	0	1	0	.400	0	0	3-3	9	7	1	.941
2019	.271	13-13	48	7	13	1	0	0	3	14	.292	1	0	8	0	.280	1	1	2-3	29	23	5	.912
TOTAL	.290	19-17	62	10	18	1	0	0	6	19	.306	2	0	9	0	.308	1	1	5-6	38	30	6	.919





4 Junior - Sierra Huerta INF	Fillmore, California
<b>Career/Season Highs</b> At-Bats: 4 vs. UC-Riverside 2/8 Runs: 2 (2x) last vs. UNC-Wilmington 2/23 Hits: 2 (2x) last at Coastal Carolina 2/15 RBI: 4 vs. Presbyterian 2/16 Doubles: 1 vs. UMass-Lowell 2/22 Triples: Home Runs: 1 vs. Presbyterian 2/15 Walks: 2 (2x) last vs. ECU 2/15 SB:	Grand Slams: 1 2+ Hit Games: 2 2+ HR Games: 2+ Runs Games: 2 2+ RBI Games: 2 2+ BB Games: 2 1.000 Avg. Games (at least 2-2): Hitting Streaks 5+ Games: Hitting Streaks 10+ Games: Season/Current Hit Streak: 2/0 Season/Current OB Streak: 9/5

#4 HUERTA, Sierra - 15 games (All games)

Date	Opponent	Pos	AB	R	H	RBI	2B	3B	HR	BB	SB	CS	HBP	SAC	SF	GDP	K	PO	A	E	Avg
Feb 08	vs UC Riverside	*ss	4	0	1	0	0	0	0	0	0	0	0	0	0	0	0	2	3	0	.250
Feb 08	at San Diego	*ss	1	2	0	0	0	0	0	2	0	1	1	0	0	0	0	0	2	0	.200
Feb 09	vs Cal Poly	*ss	2	1	1	0	0	0	0	0	0	0	0	2	0	0	1	1	1	1	.286
Feb 09	vs UC Riverside	*ss	3	1	2	1	0	0	0	0	0	0	0	0	0	0	0	1	3	2	.400
Feb 10	vs Portland State	*ss	2	1	0	0	0	0	0	1	0	0	1	0	0	0	0	2	4	0	.333
Feb 15	vs ECU	*ss	1	1	0	0	0	0	0	2	0	0	0	0	0	0	0	3	1	0	.308
Feb 15	at Coastal Carolina	*ss	3	0	2	0	0	0	0	0	0	1	0	0	0	0	0	1	3	0	.375
Feb 16	vs ECU	*ss	3	1	0	0	0	0	0	1	0	0	0	0	0	0	2	3	2	0	.316
Feb 16	vs Presbyterian	*ss	3	1	1	4	0	0	1	0	0	0	0	0	0	0	0	0	1	0	.318
Feb 17	vs Towson	*ss	3	0	0	0	0	0	0	0	0	0	0	0	0	0	1	1	1	0	.280
Feb 22	vs UMass Lowell	*ss	2	0	1	0	1	0	0	1	0	0	0	0	0	0	0	1	0	0	.296
Feb 22	vs Iowa State	*ss	2	0	0	0	0	0	0	1	0	0	0	0	0	0	1	2	2	0	.276
Feb 23	vs UNC Wilmington	*ss	2	2	0	1	0	0	0	1	0	0	1	0	0	0	1	0	1	0	.258
Feb 23	at Charleston So.	*ss	2	0	1	2	0	0	0	1	0	0	0	0	1	0	0	0	1	0	.273
Feb 24	vs Appalachian State	*ss	2	0	0	0	0	0	0	0	0	0	1	0	0	0	1	2	2	1	.257
Totals		15gs	35	10	9	8	1	0	1	10	0	2	4	2	1	0	7	19	27	4	.257

On base pct. .460 • Slugging pct. .371

Sierra Huerta Career Stats																							
Year	avg	gp-gs	ab	r	h	2b	3b	hr	rbi	tb	slg%	bb	hbp	so	gdp	ob%	sf	sh	sb-att	po	a	e	fld%
2019	.257	15-15	35	10	9	1	0	1	8	13	.371	10	4	7	0	.460	1	2	0-2	19	27	4	.920
TOTAL	.257	15-15	35	10	9	1	0	1	8	13	.371	10	4	7	0	.460	1	2	0-2	19	27	4	.920



7 Senior - Ali Burdette P/UT	Buffalo, West Virginia
<b>Career/Season Highs</b> IP: 7.0 (2x) last vs. MTSU 5/6/18   3 vs. <i>Cal Poly</i> 2/9 Ks: 5 (3x) last vs. Tennessee Tech 2/10/18   2 vs. <i>Cal Poly</i> 2+ Strikeout Games: 30/1 5+ Strikeout Games: 3/0 10+ Strikeout Games: 3+ Innings Pitched Games: 39/1 5+ Innings Pitched Games: 13/0 <i>1st career win 2/19/16 vs. LIU Brooklyn 10-2</i> <i>1st career save 5/6/18 vs. MTSU</i>	<b>Career/Season Highs</b> At-Bats: 4 (4x) last vs. WKU 3/25/17   Runs: 1 (6x) last vs. vs. Delaware State 3/5/17   Hits: 3 at FIU 4/14/17   RBI: 4 vs. Delaware State 3/5/17   Doubles: 1 (5x) last vs. WKU 5/11/17   Triples: N/A   Home Runs: 1 (3x) last vs. Delaware State 3/5/17   Walks: 2 at USC Upstate 2/23/18   SB: 1 (2x) last at FIU 4/15/17

#7 BURDETTE, Ali - 1 appearance (All games)

Date	Opponent	GS	IP	H	R	ER	BB	SO	2B	3B	HR	WP	BK	HBP	IBB	Score	W-L	Sv	ERA	NP
Feb 09	vs Cal Poly		3.0	4	2	0	3	2	0	0	0	2	0	0	1	6-5	1-0	0	0.00	46
Totals		0	3.0	4	2	0	3	2	0	0	0	2	0	0	1	6-5	1-0	0	0.00	-

Ali Burdette Career Stats																							
Year	avg	gp-gs	ab	r	h	2b	3b	hr	rbi	tb	slg%	bb	hbp	so	gdp	ob%	sf	sh	sb-att	po	a	e	fld%
2016	.233	20-14	43	3	10	1	0	1	4	14	.326	4	0	11	0	.298	0	0	0-0	4	20	1	.960
2017	.243	40-21	74	3	18	4	0	2	11	28	.378	3	0	13	1	.273	0	0	2-2	2	8	0	1.000
2018	.333	3-1	3	1	1	0	0	0	2	1	.333	2	0	1	0	.600	0	0	0-0	0	31	1	.969
TOTAL	.242	63-36	120	7	29	5	0	3	17	43	.358	9	0	25	1	.295	0	0	2-2	6	59	2	.970
Year	era	w-l	app	qs	cq	sho	sv	ip	h	r	er	bb	so	2b	3b	hr	bf	bavg	wp	hbp	bk	sfa	sha
2016	5.74	5-6	25	8	2	1/0	0	69.0	108	54	44	20	30	14	3	7	343	.346	2	2	0	2	6
2017	4.70	5-0	16	5	0	0/2	0	46.0	67	30	24	21	26	3	1	3	230	.333	5	3	0	1	4
2018	5.24	4-9	33	5	1	0/1	1	91.0	112	66	53	33	46	21	0	8	426	.304	2	8	0	5	12
2019	0.00	1-0	1	0	0	0/0	0	3.0	4	2	0	3	2	0	0	0	15	.400	2	0	0	0	2
TOTAL	5.21	15-15	75	18	3	1/3	1	209.0	291	152	121	77	104	38	4	18	1014	.327	11	13	0	8	24



10 Senior - Hannah Giammarino OF	Amanda, Ohio
<b>Career/Season Highs *at Marshall*</b> At-Bats: 3 (10x) last vs. UNC-Wilmington 2/23 Runs: 2 (3x) last vs. UNC-Wilmington 2/23 Hits: 3 vs. UNC-Wilmington 2/23 RBI: 4 vs. EKU 2/16 Doubles: 1 vs. UC-Riverside 2/9 Triples: 1 vs. Portland State 2/10 Home Runs: 1 (3x) last vs. vs. UNC-Wilmington 2/23 Walks:1 (5x) last at Charleston Southern 2/23 SB: 2 vs. Towson 2/17	2+ Hit Games: 3 2+ SB Games: 1 2+ HR Games: 2+ Runs Games: 3 2+ RBI Games: 3 2+ BB Games: 1.000 Avg. Games (at least 2-2): 1 Hitting Streaks 5+ Games: Hitting Streaks 10+ Games: Season/Current Hit Streak: 4/3 Season/Current OB Streak: 4 (2x)/4

Bowling Green stats

Bowling Green stats				Career Hitting Statistics																			
	AVG	GP	GS	AB	R	H	2B	3B	HR	RBI	SLG%	BB	HBP	SO	GDP	OB%	SF	SH	SB	PO	A	E	FLD%
2016	.255	28	20	51	10	13	3	0	1	9	.373	7	0	15	0	.345	0	3	1	23	4	5	.844
2017	.250	49	47	112	18	28	1	0	1	9	.286	14	2	32	0	.344	0	8	8	68	3	4	.947
2018	.306	21	12	36	7	11	2	1	1	4	.500	3	0	8	0	.359	0	3	1	19	2	2	.913
Total	.261	98	79	199	35	52	6	1	3	22	.347	24	2	55	0	.347	0	14	10	110	9	11	.915

#10 GIAMMARINO, H. - 14 games (All games)

Date	Opponent	Pos	AB	R	H	RBI	2B	3B	HR	BB	SB	CS	HBP	SAC	SF	GDP	K	PO	A	E	Avg
Feb 08	at San Diego	*of	3	1	1	0	0	0	0	0	0	0	0	0	0	0	1	3	0	0	.333
Feb 09	vs Cal Poly	*of	3	1	1	0	0	0	0	0	0	1	0	0	0	0	1	1	2	0	.333
Feb 09	vs UC Riverside	*of	2	1	1	1	1	0	0	1	0	0	0	0	0	0	0	1	0	0	.375
Feb 10	vs Portland State	*of	3	2	1	2	0	1	0	1	1	0	0	0	0	0	1	0	0	0	.364
Feb 15	vs EKU	*of	3	0	0	0	0	0	0	0	0	0	0	0	0	0	2	0	0	0	.286
Feb 15	at Coastal Carolina	*of	3	0	0	0	0	0	0	0	0	0	0	0	0	0	0	3	0	0	.235
Feb 16	vs EKU	*of	3	2	2	4	0	0	1	0	0	0	0	0	0	0	0	1	0	0	.300
Feb 16	vs Presbyterian	*of	3	1	2	1	0	0	1	0	1	0	0	0	0	0	0	1	0	0	.348
Feb 17	vs Towson	*of	3	0	0	0	0	0	0	0	2	0	0	0	0	0	0	0	0	0	.308
Feb 22	vs UMass Lowell	*of	3	0	0	0	0	0	0	0	0	0	0	0	0	0	1	1	0	0	.276
Feb 22	vs Iowa State	*of	2	0	0	0	0	0	0	1	0	0	0	0	0	0	1	2	0	0	.258
Feb 23	vs UNC Wilmington	*of	3	2	3	3	0	0	1	1	1	0	0	0	0	0	0	1	0	0	.324
Feb 23	at Charleston So.	*of	2	1	1	1	0	0	0	1	0	0	0	0	0	0	0	0	0	0	.333
Feb 24	vs Appalachian State	*of	2	0	1	0	0	0	0	0	0	0	0	0	0	0	0	0	0	0	.342
Totals		14gs	38	11	13	12	1	1	3	5	5	1	0	0	0	0	7	14	2	0	.342

On base pct. .419 • Slugging pct. .658

Hannah Giammarino Career Stats																							
Year	avg	gp-gs	ab	r	h	2b	3b	hr	rbi	tb	slg%	bb	hbp	so	gdp	ob%	sf	sh	sb-att	po	a	e	fld%
2019	.342	14-14	38	11	13	1	1	3	12	25	.658	5	0	7	0	.419	0	0	5-6	14	2	0	1.000
TOTAL	.342	14-14	38	11	13	1	1	3	12	25	.658	5	0	7	0	.419	0	0	5-6	14	2	0	1.000





14 Senior - Hayden Ellis C										Ashville, Ohio									
Career Highs										Season Highs									
At-Bats: 4 (4x) last vs. Delaware State 3/5/17										At-Bats: 3 (5x) last at Charleston Southern 2/23									
Runs: 2 (2x) last vs. MTSU 4/24/16										Runs: 1 (4x) last at Charleston Southern 2/23									
Hits: 2 (2x) last vs. Furman 2/10/17										Hits: 1 (5x) last at Charleston Southern 2/23									
RBI: 2 (6x) last vs. ECU 2/16/19										RBI: 2 (2x) last vs. ECU 2/16									
Doubles: 1 (11x) last vs. Iowa State 2/22/19										Doubles: 1 (3x) last vs. Iowa State 2/22									
Triples: 1 vs. La. Tech 5/11/16										Triples:									
Home Runs: 1 at Liberty 4/13/16										Home Runs:									
Walks: 2 vs. Lipscomb 2/11/17										Walks: 1 (5x) last vs. ECU 2/16									
SB: 1 vs. Delaware State 3/5/17										SB:									
										Career/Season									
										2+ Hit Games: 2/0									
										2+ SB Games:									
										2+ Runs Games: 2/0									
										2+ RBI Games: 6/2									
										2+ BB Games: 1/0									
										1,000 Avg. Games (at least 2-2):									
										Hitting Streaks 5+ Games:									
										Hitting Streaks 10+ Games:									
										Career Long Hitting Streak: 3 ('16)									
										Season/Current Hit Streak: 1/0									
										Career Long OB Streak: 4 ('17)									
										Season/Current OB Streak: 3 (2x)/0									

#14 ELLIS, Hayden - 15 games (All games)

Date	Opponent	Pos	AB	R	H	RBI	2B	3B	HR	BB	SB	CS	HBP	SAC	SF	GDP	K	PO	A	E	Avg
Feb 08	vs UC Riverside	*c	2	0	1	1	0	0	0	1	0	0	0	0	0	0	0	4	0	1	.500
Feb 08	at San Diego	*c	3	0	0	0	0	0	0	0	0	0	0	1	0	0	1	2	0	0	.200
Feb 09	vs Cal Poly	*c	1	1	0	2	0	0	0	1	0	0	0	0	2	0	0	7	0	0	.167
Feb 09	vs UC Riverside	c	0	0	0	0	0	0	0	0	0	0	0	0	0	0	0	1	0	0	.167
Feb 10	vs Portland State	*c	3	1	1	1	1	0	0	1	0	0	0	0	0	0	0	4	1	0	.222
Feb 15	vs ECU	*c	1	0	0	0	0	0	0	1	0	0	0	0	0	0	1	4	0	0	.200
Feb 15	at Coastal Carolina	*c	1	0	0	0	0	0	0	0	0	0	0	0	0	0	1	1	0	0	.182
Feb 16	vs ECU	*c	2	0	1	2	1	0	0	1	0	0	0	0	0	0	0	5	0	0	.231
Feb 16	vs Presbyterian	*c	2	0	0	0	0	0	0	0	0	0	0	0	0	0	0	4	0	0	.200
Feb 17	vs Towson	*c	2	0	0	0	0	0	0	0	0	0	0	0	0	0	2	5	2	0	.176
Feb 22	vs UMass Lowell	*c	2	0	0	0	0	0	0	0	0	0	0	0	0	0	0	8	0	0	.158
Feb 22	vs Iowa State	*c	3	0	1	0	1	0	0	0	0	0	0	0	0	0	2	4	0	0	.182
Feb 23	vs UNC Wilmington	*c	3	1	0	1	0	0	0	0	0	0	0	1	0	0	1	7	0	0	.160
Feb 23	at Charleston So.	*c	3	1	1	0	0	0	0	0	0	0	0	0	0	0	0	8	0	0	.179
Feb 24	vs Appalachian State	*c	1	0	0	0	0	0	0	0	0	0	0	0	0	0	0	8	0	0	.172
Totals		14gs	29	4	5	7	3	0	0	5	0	0	0	2	2	0	8	72	3	1	.172

On base pct. .278 • Slugging pct. .276

Hayden Ellis Career Stats																							
Year	avg	gp-gs	ab	r	h	2b	3b	hr	rbi	tb	slg%	bb	hbp	so	gdp	ob%	sf	sh	sb-att	po	a	e	fld%
2016	.182	30-17	55	6	10	3	1	1	6	18	.327	6	0	15	0	.262	0	1	0-0	14	2	0	1.000
2017	.118	36-12	51	3	6	3	0	0	4	9	.176	2	0	11	0	.151	0	1	1-1	22	0	1	.957
2018	.143	10-5	14	0	2	2	0	0	0	4	.286	1	0	7	0	.200	0	0	0-0	0	0	0	.000
2019	.172	15-14	29	4	5	3	0	0	7	8	.276	5	0	8	0	.278	2	2	0-0	72	3	1	.987
TOTAL	.154	91-48	149	13	23	11	1	1	17	39	.262	14	0	41	0	.224	2	4	1-1	108	5	2	.983



16 Senior - Abigail Estrada OF										Torrance, California									
Career Highs										Season Highs									
At-Bats: 5 vs. Illinois 5/19/17										At-Bats: 4 vs. UC-Riverside 2/8									
Runs: 3 vs. Missouri 2/17/18										Runs: 1 (2x) last vs. UNC-Wilmington 2/23									
Hits: 3 vs. FAU 4/8/17										Hits: 1 (2x) last vs. UNC-Wilmington 2/23									
RBI: 4 at Charlotte 3/19/17										RBI:									
Doubles: 1 (7x) last vs. Kent State 2/28/18										Doubles:									
Triples: N/A										Triples:									
Home Runs: 1 (4x) last vs. FAU 4/8/17										Home Runs:									
Walks: 2 vs. Presbyterian 2/24/18										Walks:									
SB: 2 (4x) last at Charlotte 3/18/17										SB: 1 vs. UC-Riverside 2/8									
Career/Season																			
Grand Slams: 1/0										2+ Hit Games: 9/0									
2+ Hit Games: 9/0										2+ SB Games: 4/0									
2+ SB Games: 4/0										2+ Runs Games: 2/0									
2+ Runs Games: 2/0										2+ RBI Games: 6/0									
2+ RBI Games: 6/0										2+ BB Games: 1/0									
2+ BB Games: 1/0										1,000 Avg. Games (at least 2-2): 2/0									
1,000 Avg. Games (at least 2-2): 2/0										Hitting Streaks 5+ Games:									
Hitting Streaks 5+ Games:										Hitting Streaks 10+ Games:									
Hitting Streaks 10+ Games:										Career Long Hitting Streak: 3 (3x '17)									
Career Long Hitting Streak: 3 (3x '17)										Season/Current Hit Streak: 1/0									
Season/Current Hit Streak: 1/0										Career Long OB Streak: 7 ('17)									
Career Long OB Streak: 7 ('17)										Season/Current OB Streak: 1/0									
Season/Current OB Streak: 1/0																			

#16 ESTRADA, Abigail - 12 games (All games)

Date	Opponent	Pos	AB	R	H	RBI	2B	3B	HR	BB	SB	CS	HBP	SAC	SF	GDP	K	PO	A	E	Avg
Feb 08	vs UC Riverside	*of	4	0	1	0	0	0	0	0	1	0	0	0	0	0	0	0	0	1	.250
Feb 08	at San Diego	pr	0	0	0	0	0	0	0	0	0	0	0	0	0	0	0	0	0	0	.250
Feb 10	vs Portland State	pr	0	0	0	0	0	0	0	0	0	0	0	0	0	0	0	0	0	0	.250
Feb 15	vs ECU	*of	2	0	0	0	0	0	0	0	0	0	0	0	0	0	0	2	0	0	.167
Feb 15	at Coastal Carolina	of	0	0	0	0	0	0	0	0	0	0	0	0	0	0	0	0	0	0	.167
Feb 16	vs ECU	*of	3	0	0	0	0	0	0	0	0	0	0	0	0	0	0	1	0	0	.111
Feb 17	vs Towson	pr/of	0	1	0	0	0	0	0	0	0	0	0	0	0	0	0	0	0	0	.111
Feb 22	vs UMass Lowell	of	0	0	0	0	0	0	0	0	0	0	0	0	0	0	0	1	0	0	.111
Feb 22	vs Iowa State	of	0	0	0	0	0	0	0	0	0	0	0	0	0	0	0	0	0	0	.111
Feb 23	vs UNC Wilmington	*of	3	1	1	0	0	0	0	0	0	0	0	0	0	0	0	2	0	0	.167
Feb 23	at Charleston So.	pr/of	0	0	0	0	0	0	0	0	0	0	0	0	0	0	0	0	0	0	.167
Feb 24	vs Appalachian State	pr/of	0	0	0	0	0	0	0	0	0	1	0	0	0	0	0	0	0	0	.167
Totals		4gs	12	2	2	0	0	0	0	0	1	1	0	0	0	0	0	6	0	1	.167

On base pct. .167 • Slugging pct. .167

## Abigail Estrada Career Stats

Year	avg	gp-gs	ab	r	h	2b	3b	hr	rbi	tb	slg%	bb	hbp	so	gdp	ob%	sf	sh	sb-att	po	a	e	fld%
2016	.200	38-3	5	10	1	0	0	0	0	1	.200	0	0	0	0	.200	0	0	10-12	1	0	1	.500
2017	.238	54-52	147	15	35	6	0	4	20	53	.361	4	5	28	0	.282	0	1	10-11	58	3	1	.984
2018	.220	45-17	50	15	11	1	0	0	2	12	.240	4	0	15	0	.278	0	1	6-8	22	2	2	.923
2019	.167	12-4	12	2	2	0	0	0	0	2	.167	0	0	0	0	.167	0	0	1-2	6	0	1	.857
TOTAL	.229	149-76	214	42	49	7	0	4	22	68	.318	8	5	43	0	.273	0	2	27-33	87	5	5	.948



17 Freshman - Chloe Lee OF	Tampa, Florida
<b>Career Highs</b> At-Bats: 4 (2x) last vs. UC-Riverside 2/9 Runs: 2 at Charleston Southern 2/23 Hits: 3 vs. Portland State 2/10 RBI: 1 (3x) last at Charleston Southern 2/23 Doubles: Triples: Home Runs: Walks: 2 (2x) last vs. Presbyterian 2/16 SB: 2 (2x) last vs. Presbyterian 2/16	2+ Hit Games: 2 2+ SB Games: 2 2+ Runs Games: 1 2+ RBI Games: 2+ BB Games: 2 1.000 Avg. Games (at least 2-2): 1 Hitting Streaks 5+ Games: Hitting Streaks 10+ Games: Season/Current Hit Streak: 3/3 Season/Current OB Streak: 3/3

#17 LEE, Chloe - 15 games (All games)

Date	Opponent	Pos	AB	R	H	RBI	2B	3B	HR	BB	SB	CS	HBP	SAC	SF	GDP	K	PO	A	E	Avg
Feb 08	vs UC Riverside	*of	4	0	2	0	0	0	0	0	1	0	0	0	0	0	0	0	0	1	.500
Feb 08	at San Diego	*of	3	1	0	1	0	0	0	2	0	0	0	0	0	0	2	1	0	0	.286
Feb 09	vs Cal Poly	*of	3	0	1	0	0	0	0	0	0	0	0	1	0	0	0	5	0	0	.300
Feb 09	vs UC Riverside	*of	4	0	0	0	0	0	0	0	0	0	0	0	0	0	1	0	0	0	.214
Feb 10	vs Portland State	*of	3	1	3	1	0	0	0	0	2	0	0	0	0	0	0	0	0	0	.353
Feb 15	vs ECU	*of	3	0	0	0	0	0	0	0	1	0	0	0	0	0	0	0	0	0	.300
Feb 15	at Coastal Carolina	*of	2	0	0	0	0	0	0	0	0	0	0	0	0	0	0	0	0	0	.273
Feb 16	vs ECU	pr/of	0	0	0	0	0	0	0	0	0	0	0	0	0	0	0	0	0	0	.273
Feb 16	vs Presbyterian	*of	1	1	0	0	0	0	0	2	2	0	0	0	0	0	1	1	0	0	.261
Feb 17	vs Towson	*of	3	0	1	0	0	0	0	0	0	0	0	0	0	0	0	2	0	0	.269
Feb 22	vs UMass Lowell	*of	3	1	1	0	0	0	0	0	0	0	0	0	0	0	1	0	0	0	.276
Feb 22	vs Iowa State	*of	2	0	0	0	0	0	0	0	0	0	0	0	0	0	1	2	0	0	.258
Feb 23	vs UNC Wilmington	of	1	0	1	0	0	0	0	0	0	0	0	0	0	0	0	0	0	0	.281
Feb 23	at Charleston So.	*of	2	2	1	1	0	0	0	0	1	0	0	0	0	0	0	1	0	0	.294
Feb 24	vs Appalachian State	*of	2	1	1	0	0	0	0	0	1	0	0	0	0	0	1	1	0	0	.306
Totals		13gs	36	7	11	3	0	0	0	4	8	0	0	1	0	0	7	13	0	1	.306

On base pct. .375 • Slugging pct. .306

## Chloe Lee Career Stats

Year	avg	gp-gs	ab	r	h	2b	3b	hr	rbi	tb	slg%	bb	hbp	so	gdp	ob%	sf	sh	sb-att	po	a	e	fld%
2019	.306	15-13	36	7	11	0	0	0	3	11	.306	4	0	7	0	.375	0	1	8-8	13	0	1	.929
TOTAL	.306	15-13	36	7	11	0	0	0	3	11	.306	4	0	7	0	.375	0	1	8-8	13	0	1	.929





21 Freshman - Rachel Pennington OF										West Hamlin, West Virginia									
<b>Career Highs</b>										2+ Hit Games:									
At-Bats:										2+ SB Games:									
Runs: 1 (4x) last vs. UNC-Wilmington 2/23										2+ Runs Games:									
Hits:										2+ RBI Games:									
RBI:										2+ BB Games:									
Doubles:										1.000 Avg. Games (at least 2-2):									
Triples:										Hitting Streaks 5+ Games:									
Home Runs:										Hitting Streaks 10+ Games:									
Walks:										Season/Current Hit Streak:									
SB: 1 (4x) last vs. UNC-Wilmington 2/23										Season/Current OB Streak:									

#21 PENNINGTON, Rachel - 10 games (All games)

Date	Opponent	Pos	AB	R	H	RBI	2B	3B	HR	BB	SB	CS	HBP	SAC	SF	GDP	K	PO	A	E	Avg
Feb 08	vs UC Riverside	pr	0	0	0	0	0	0	0	0	1	0	0	0	0	0	0	0	0	0	.000
Feb 09	vs Cal Poly	pr	0	0	0	0	0	0	0	0	0	0	0	0	0	0	0	0	0	0	.000
Feb 09	vs UC Riverside	pr	0	1	0	0	0	0	0	0	0	0	0	0	0	0	0	0	0	0	.000
Feb 10	vs Portland State	pr	0	1	0	0	0	0	0	0	1	0	0	0	0	0	0	0	0	0	.000
Feb 15	at Coastal Carolina	pr	0	0	0	0	0	0	0	0	0	0	0	0	0	0	0	0	0	0	.000
Feb 16	vs ECU	pr	0	0	0	0	0	0	0	0	0	0	0	0	0	0	0	0	0	0	.000
Feb 17	vs Towson	pr	0	0	0	0	0	0	0	0	1	0	0	0	0	0	0	0	0	0	.000
Feb 22	vs UMass Lowell	pr	0	1	0	0	0	0	0	0	0	0	0	0	0	0	0	0	0	0	.000
Feb 22	vs Iowa State	pr	0	0	0	0	0	0	0	0	0	0	0	0	0	0	0	0	0	0	.000
Feb 23	vs UNC Wilmington	pr	0	1	0	0	0	0	0	0	1	0	0	0	0	0	0	0	0	0	.000
Totals		Ogs	0	4	0	0	0	0	0	0	4	0	0	0	0	0	0	0	0	0	.000

On base pct. .000 • Slugging pct. .000

Rachel Pennington Career Stats																							
Year	avg	gp-gs	ab	r	h	2b	3b	hr	rbi	tb	slg%	bb	hbp	so	gdp	ob%	sf	sh	sb-att	po	a	e	fld%
2019	.000	10-0	0	4	0	0	0	0	0	0	.000	0	0	0	0	.000	0	0	4-4	0	0	0	.000
TOTAL	.000	10-0	0	4	0	0	0	0	0	0	.000	0	0	0	0	.000	0	0	4-4	0	0	0	.000



22 Freshman - Caitlin Myers C	Charles Town, West Virginia
<b>Career Highs</b> At-Bats: 1 (2x) last vs. Appalachian State 2/24 Runs: Hits: RBI: Doubles: Triples: Home Runs: Walks: 1 vs. Towson 2/17 SB:	2+ Hit Games: 2+ HR Games: 2+ Runs Games: 2+ RBI Games: 2+ BB Games: 1.000 Avg. Games (at least 2-2): Hitting Streaks 5+ Games: Hitting Streaks 10+ Games: Season/Current Hit Streak: Season/Current OB Streak:

#22 MYERS, Caitlin - 3 games (All games)

Date	Opponent	Pos	AB	R	H	RBI	2B	3B	HR	BB	SB	CS	HBP	SAC	SF	GDP	K	PO	A	E	Avg
Feb 16	vs Presbyterian	ph/c	1	0	0	0	0	0	0	0	0	0	0	0	0	0	0	0	0	0	.000
Feb 17	vs Towson	ph	0	0	0	0	0	0	0	1	0	0	0	0	0	0	0	0	0	0	.000
Feb 24	vs Appalachian State	ph	1	0	0	0	0	0	0	0	0	0	0	0	0	1	0	0	0	0	.000
Totals		Ogs	2	0	0	0	0	0	0	1	0	0	0	0	0	1	0	0	0	0	.000

On base pct. .333 • Slugging pct. .000

Caitlin Myers Career Stats																							
Year	avg	gp-gs	ab	r	h	2b	3b	hr	rbi	tb	slg%	bb	hbp	so	gdp	ob%	sf	sh	sb-att	po	a	e	fld%
2019	.000	3-0	2	0	0	0	0	0	0	0	.000	1	0	0	1	.333	0	0	0-0	0	0	0	.000
TOTAL	.000	3-0	2	0	0	0	0	0	0	0	.000	1	0	0	1	.333	0	0	0-0	0	0	0	.000



23 Freshman - Mya Stevenson P/UT										Mesquite, Texas									
Season Highs										Season Highs									
IP:										At-Bats: 4 (4x) last vs. UNC-Wilmington 2/23									
Ks:										Runs: 2 (2x) last vs. Presbyterian 2/16									
2+ Strikeout Games:										Hits: 2 (4x) last vs. UNC-Wilmington 2/23									
5+ Strikeout Games:										RBI: 3 vs. UNC-Wilmington 2/23									
10+ Strikeout Games:										Doubles: 1 vs. ECU 2/16									
3+ Innings Pitched Games:										Triples:									
5+ Innings Pitched Games:										HR: 1 (4x) last vs. UNC-Wilmington 2/23									
1st career win:										Walks: 2 at Charleston Southern 2/23									
										SB: 1 at Charleston Southern 2/23									
										2+ Hit Games: 4									
										2+ HR Games:									
										2+ Runs Games: 2									
										2+ RBI Games: 3									
										2+ BB Games: 1									
										1,000 Avg. Games (at least 2-2): 1									
										Hitting Streaks 5+ Games: 1									
										Hitting Streaks 10+ Games:									
										Season/Current Hit Streak: 6/0									
										Season/Current OB Streak: 11/0									

#23 STEVENSON, Mya - 13 games (All games)

Date	Opponent	Pos	AB	R	H	RBI	2B	3B	HR	BB	SB	CS	HBP	SAC	SF	GDP	K	PO	A	E	Avg
Feb 08	at San Diego	*dh	3	2	2	1	0	0	0	1	0	0	0	0	0	0	0	0	0	0	.667
Feb 09	vs Cal Poly	*dh	4	0	0	0	0	0	0	0	0	0	1	0	0	0	1	0	0	0	.286
Feb 09	vs UC Riverside	*p	0	0	0	0	0	0	0	0	0	0	0	0	0	0	0	0	0	0	.286
Feb 15	vs ECU	ph	1	1	1	2	0	0	1	0	0	0	0	0	0	0	0	0	0	0	.375
Feb 15	at Coastal Carolina	*of	3	0	1	0	0	0	0	0	0	0	0	0	0	0	0	1	0	0	.364
Feb 16	vs ECU	*of	4	1	2	0	1	0	0	0	0	0	0	0	0	0	0	0	0	0	.400
Feb 16	vs Presbyterian	*of	2	2	2	1	0	0	1	1	0	0	0	0	0	0	0	0	0	0	.471
Feb 17	vs Towson	*of/ph	3	0	1	0	0	0	0	1	0	0	0	0	0	0	1	2	0	1	.450
Feb 22	vs UMass Lowell	*of/dh	4	1	1	2	0	0	1	0	0	0	0	0	0	0	1	0	0	0	.417
Feb 22	vs Iowa State	*of	3	0	0	0	0	0	0	0	0	0	0	0	0	0	1	1	0	0	.370
Feb 23	vs UNC Wilmington	*of/dh	4	1	2	3	0	0	1	0	0	0	0	0	0	0	0	1	0	0	.387
Feb 23	at Charleston So.	*of	2	1	0	0	0	0	0	2	1	0	0	0	0	0	1	0	0	0	.364
Feb 24	vs Appalachian State	*of/dh	3	0	0	0	0	0	0	0	0	0	0	0	0	0	1	0	0	0	.333
Totals		12gs	36	9	12	9	1	0	4	5	1	0	1	0	0	0	6	5	0	1	.333

On base pct. .429 • Slugging pct. .694

#23 STEVENSON, Mya - 1 appearance (All games)

Date	Opponent	GS	IP	H	R	ER	BB	SO	2B	3B	HR	WP	BK	HBP	IBB	Score	W-L	Sv	ERA	NP
Feb 09	vs UC Riverside	*	0.0	0	2	0	2	0	0	0	0	2	0	1	0	4-5	0-1	0	0.00	19
Totals		1	0.0	0	2	0	2	0	0	0	0	2	0	1	0	4-5	0-1	0	0.00	-

Mya Stevenson Career Stats																							
Year	avg	gp-gs	ab	r	h	2b	3b	hr	rbi	tb	slg%	bb	hbp	so	gdp	ob%	sf	sh	sb-att	po	a	e	fld%
2019	.333	13-12	36	9	12	1	0	4	9	25	.694	5	1	6	0	.429	0	0	1-1	5	0	1	.833
TOTAL	.333	13-12	36	9	12	1	0	4	9	25	.694	5	1	6	0	.429	0	0	1-1	5	0	1	.833
Year	era	w-l	app	qs	cq	sho	sv	ip	h	r	er	bb	so	2b	3b	hr	bf	bavg	wp	hbp	bk	sfa	sha
2019	0.00	0-1	1	1	0	0/0	0	0.0	0	2	0	2	0	0	0	0	4	.000	2	1	0	0	0
TOTAL	0.00	0-1	1	1	0	0/0	0	0.0	0	2	0	2	0	0	0	0	4	.000	2	1	0	0	0





27 Sophomore - Rachel Rousseau OFMorgantown, West Virginia		
Career Highs	Season Highs	Career/Season
At-Bats: 5 vs. Cal Poly 2/9/19	At-Bats: 5 vs. Cal Poly 2/9	2+ Hit Games: 3/3
Runs: 2 vs. UC-Riverside 2/8/19	Runs: 2 vs. UC-Riverside 2/8	2+ SB Games:
Hits: 2 (3x) last vs. Cal Poly 2/9/19	Hits: 2 (3x) last vs. Cal Poly 2/9	2+ Runs Games: 1/1
RBI: 2 (3x) last vs. Cal Poly 2/9/19	RBI: 2 (2x) last vs. Cal Poly 2/9	2+ RBI Games: 3/2
Doubles: 2 vs. UC-Riverside 2/8/19	Doubles: 2 vs. UC-Riverside 2/8	2+ BB Games:
Triples:	Triples:	1,000 Avg. Games (at least 2-2):
Home Runs:	Home Runs:	Hitting Streaks 5+ Games:
Walks: 1 (4x) last vs. UC-Riverside 2/9/19	Walks: 1 (2x) last vs. UC-Riverside 2/9	Hitting Streaks 10+ Games:
SB: 1 (6x) last vs. Cal Poly 2/9/19	SB: 1 vs. Cal Poly 2/9	Career Long Hitting Streak: 3 ('19)
		Season/Current Hit Streak: 3/0
		Career Long OB Streak: 4 ('19)
		Season/Current OB Streak: 4/0

#27 ROUSSEAU, Rachel - 5 games (All games)

Date	Opponent	Pos	AB	R	H	RBI	2B	3B	HR	BB	SB	CS	HBP	SAC	SF	GDP	K	PO	A	E	Avg
Feb 08	vs UC Riverside	*of	3	2	2	2	2	0	0	1	0	0	0	0	0	0	0	0	0	0	.667
Feb 08	at San Diego	*of	4	1	2	2	1	0	0	0	0	0	0	0	0	0	2	3	0	0	.571
Feb 09	vs Cal Poly	*of	5	1	2	0	0	0	0	0	1	0	0	0	0	0	0	1	0	0	.500
Feb 09	vs UC Riverside	*of	3	0	0	0	0	0	0	1	0	0	0	0	0	0	0	0	0	0	.400
Feb 10	vs Portland State	*of	3	0	0	0	0	0	0	0	0	0	0	1	0	0	0	0	0	0	.333
Totals		5gs	18	4	6	4	3	0	0	2	1	0	0	1	0	0	2	4	0	0	.333

On base pct. .400 • Slugging pct. .500

Rachel Rousseau Career Stats																							
Year	avg	gp-gs	ab	r	h	2b	3b	hr	rbi	tb	slg%	bb	hbp	so	gdp	ob%	sf	sh	sb-att	po	a	e	fld%
2018	.238	41-5	21	8	5	4	0	0	5	9	.429	2	0	4	0	.304	0	0	5-9	9	1	0	1.000
2019	.333	5-5	18	4	6	3	0	0	4	9	.500	2	0	2	0	.400	0	1	1-1	4	0	0	1.000
TOTAL	.282	46-10	39	12	11	7	0	0	9	18	.462	4	0	6	0	.349	0	1	6-10	13	1	0	1.000



43 Sophomore - Aly Harrell INF										Gahanna, Ohio									
Career Highs										Season Highs									
At-Bats: 4 (9x) last at Charleston Southern 2/23/19										At-Bats: 4 (3x) last at Charleston Southern 2/23									
Runs: 3 vs. Presbyterian 2/16/19										Runs: 3 vs. Presbyterian 2/16									
Hits: 3 (2x) last at WKU 4/21/18										Hits: 2 (2x) last vs. Presbyterian 2/16									
RBI: 4 (2x) last vs. Presbyterian 2/16/19										RBI: 4 vs. Presbyterian 2/16									
Doubles: 2 vs. Kent State 2/28/18										Doubles: 1 at San Diego 2/8									
Triples:										Triples:									
Home Runs: 2 vs. Presbyterian 2/16/19										Home Runs: 2 vs. Presbyterian 2/16									
Walks: 3 (2x) last vs. UC-Riverside 2/9/19										Walks: 3 (2x) last vs. UC-Riverside 2/9									
SB: 1 at Ohio 4/25										SB:									
HBP: 2 (3x) last vs. Towson 2/17/19										HBP: 2 (2x) last vs. Towson 2/17									
Career/Season																			
2+ Hit Games: 13/2										2+ HR Games: 1/1   Grand Slams: 1/0									
2+ Runs Games: 3/2										2+ RBI Games: 14/4									
2+ BB Games: 7/4										1,000 Avg. Games (at least 2-2): 3/2									
Hitting Streaks 5+ Games: 2/1										Hitting Streaks 10+ Games:									
Career Long Hitting Streak: 6 ('18)										Season/Current Hit Streak: 5/0									
Career Long OB Streak: 11 ('18)										Season/Current OB Streak: 8/8									

#43 HARRELL, Aly - 15 games (All games)

Date	Opponent	Pos	AB	R	H	RBI	2B	3B	HR	BB	SB	CS	HBP	SAC	SF	GDP	K	PO	A	E	Avg
Feb 08	vs UC Riverside	*1b	1	0	0	0	0	0	0	1	0	0	2	0	0	0	0	12	0	0	.000
Feb 08	at San Diego	*1b	3	2	1	1	1	0	0	2	0	0	0	0	0	0	0	7	0	0	.250
Feb 09	vs Cal Poly	*1b	2	0	1	1	0	0	0	3	0	0	0	0	0	0	0	6	0	1	.333
Feb 09	vs UC Riverside	*1b	1	0	1	1	0	0	0	3	0	0	0	0	0	0	0	8	0	1	.429
Feb 10	vs Portland State	*1b	2	0	1	0	0	0	0	2	0	0	0	0	0	0	0	9	0	1	.444
Feb 15	vs ECU	*1b	2	1	2	2	0	0	1	1	0	0	0	0	0	0	0	9	0	0	.545
Feb 15	at Coastal Carolina	*1b	3	0	0	0	0	0	0	0	0	0	0	0	0	0	1	8	0	0	.429
Feb 16	vs ECU	*1b	2	1	0	0	0	0	0	1	0	1	1	0	0	0	0	11	0	0	.375
Feb 16	vs Presbyterian	*1b	2	3	2	4	0	0	2	0	0	0	1	0	0	0	0	7	0	0	.444
Feb 17	vs Towson	*1b	2	0	0	0	0	0	0	0	0	0	2	0	0	0	1	7	0	0	.400
Feb 22	vs UMass Lowell	*1b	4	0	1	0	0	0	0	0	0	0	0	0	0	0	1	7	0	0	.375
Feb 22	vs Iowa State	*1b	1	0	0	0	0	0	0	1	0	0	1	0	0	0	0	6	1	0	.360
Feb 23	vs UNC Wilmington	*1b	4	1	1	2	0	0	1	0	0	0	0	0	0	0	1	9	0	0	.345
Feb 23	at Charleston So.	*1b	4	1	1	2	1	0	0	0	0	0	0	0	0	0	0	4	1	0	.333
Feb 24	vs Appalachian State	*1b	2	0	0	0	0	0	0	0	0	0	1	0	0	0	0	5	1	0	.314
Totals		15gs	35	9	11	13	2	0	4	14	0	1	8	0	0	0	4	115	3	3	.314

On base pct. .579 • Slugging pct. .714

Aly Harrell Career Stats																							
Year	avg	gp-gs	ab	r	h	2b	3b	hr	rbi	tb	slg%	bb	hbp	so	gdp	ob%	sf	sh	sb-att	po	a	e	fld%
2018	.350	48-43	120	18	42	10	0	11	41	85	.708	23	7	9	2	.480	0	2	1-1	136	6	2	.986
2019	.314	15-15	35	9	11	2	0	4	13	25	.714	14	8	4	0	.579	0	0	0-1	115	3	3	.975
TOTAL	.342	63-58	155	27	53	12	0	15	54	110	.710	37	15	13	2	.507	0	2	1-2	251	9	5	.981



44 Sophomore - Katie Adams C			Hurricane, West Virginia		
Career Highs		Season Highs		Career/Season	
At-Bats: 4 (2x) last at Charleston Southern 2/23/19		At-Bats: 4 at Charleston Southern 2/23		2+ Hit Games: 3/1	
Runs: 1 (6x) last at Charleston Southern 2/23/19		Runs: 1 (2x) last at Charleston Southern 2/23		2+ HR Games:	
Hits: 2 (3x) last at Charleston Southern 2/23/19		Hits: 2 at Charleston Southern 2/23		2+ Runs Games:	
RBI: 2 Charleston Southern 2/23/19		RBI: 2 at Charleston Southern 2/23		2+ RBI Games: 1/1	
Doubles: 1 (3x) last vs. UNC-Wilmington 2/23/19		Doubles: 1 vs. UNC-Wilmington 2/23		2+ BB Games: 1/0	
Triples:		Triples:		1,000 Avg. Games (at least 2-2):	
Home Runs:		Home Runs:		Hitting Streaks 5+ Games:	
Walks: 2 at FGCU 3/21 (both intentional)		Walks: 1 (2x) last vs. Appalachian State 2/24		Hitting Streaks 10+ Games:	
SB: 1 vs. Missouri 2/17		SB:		Career Long Hitting Streak: 3 ('19)	
HBP: 1 vs. Portland State 2/10/19		HBP: 1 vs. Portland State 2/10		Season/Current Hit Streak: 3/0	
				Career Long OB Streak: 4 ('19)	
				Season/Current OB Streak: 4/4	

#44 ADAMS, Katie - 10 games (All games)

Date	Opponent	Pos	AB	R	H	RBI	2B	3B	HR	BB	SB	CS	HBP	SAC	SF	GDP	K	PO	A	E	Avg
Feb 08	vs UC Riverside	ph	1	0	1	0	0	0	0	0	0	0	0	0	0	0	0	0	0	0	1.000
Feb 09	vs Cal Poly	ph	1	0	0	0	0	0	0	0	0	0	0	0	0	0	0	0	0	0	.500
Feb 09	vs UC Riverside	*c	3	0	1	0	0	0	0	0	0	0	0	0	0	0	0	7	1	2	.400
Feb 10	vs Portland State	*dh	2	1	0	0	0	0	0	1	0	0	1	0	0	0	0	0	0	0	.286
Feb 15	vs ECU	*dh	3	0	0	0	0	0	0	0	0	0	0	0	0	0	1	0	0	0	.200
Feb 15	at Coastal Carolina	ph	1	0	0	0	0	0	0	0	0	0	0	0	0	0	0	0	0	0	.182
Feb 22	vs UMass Lowell	ph	1	0	1	0	0	0	0	0	0	0	0	0	0	0	0	0	0	0	.250
Feb 23	vs UNC Wilmington	*dh	3	0	1	1	1	0	0	0	0	0	0	0	0	0	0	0	0	0	.267
Feb 23	at Charleston So.	*dh	4	1	2	2	0	0	0	0	0	0	0	0	0	0	0	0	0	0	.316
Feb 24	vs Appalachian State	*dh/of	2	0	0	0	0	0	0	1	0	0	0	0	0	0	0	0	0	0	.286
Totals		6gs	21	2	6	3	1	0	0	2	0	0	1	0	0	0	1	7	1	2	.286

On base pct. .375 • Slugging pct. .333

Katie Adams Career Stats																							
Year	avg	gp-gs	ab	r	h	2b	3b	hr	rbi	tb	slg%	bb	hbp	so	gdp	ob%	sf	sh	sb-att	po	a	e	fld%
2018	.214	30-9	42	4	9	2	0	0	3	11	.262	5	0	8	0	.292	1	1	1-1	25	1	0	1.000
2019	.286	10-6	21	2	6	1	0	0	3	7	.333	2	1	1	0	.375	0	0	0-0	7	1	2	.800
TOTAL	.238	40-15	63	6	15	3	0	0	6	18	.286	7	1	9	0	.319	1	1	1-1	32	2	2	.944





55 Junior - Blakely Burch INF										Live Oak, Florida									
Career Highs * at Marshall *										Season Highs									
At-Bats: 4 (6x) last vs. UC-Riverside 2/9/19										At-Bats: 4 (2x) last vs. UC-Riverside 2/9									
Runs: 2 (3x) last vs. EKU 2/16/19										Runs: 2 (2x) last vs. EKU 2/16									
Hits: 3 at Florida Atlantic 3/25/18										Hits: 2 (2x) last vs. Towson 2/17									
RBI: 2 vs. Towson 2/17/19										RBI: 2 vs. Towson 2/17									
Doubles: 1 (5x) last vs. Charlotte 4/14/18										Doubles:									
Triples: 1 (2x) last at San Diego 2/8/19										Triples: 1 at San Diego 2/8									
Home Runs: 1 vs. Towson 2/17/19										Home Runs: 1 vs. Towson 2/17									
Walks: 2 (2x) last vs. EKU 2/16/19										Walks: 2 vs. EKU 2/16									
SB: 3 vs. UMass-Lowell 2/17/18										SB:									
HBP: 2 (2x) last vs. Cal Poly 2/9/19										HBP: 2 vs. Cal Poly 2/9									
Career/Season																			
2+ Hit Games: 7/2																			
2+ SB Games: 1/0																			
2+ Runs Games: 3/2																			
2+ RBI Games: 1/1																			
2+ BB Games: 2/1																			
1,000 Avg. Games (at least 2-2): 2/1																			
Hitting Streaks 5+ Games:																			
Hitting Streaks 10+ Games:																			
Career Long Hitting Streak: 4 ('18)																			
Season/Current Hit Streak: 2/0																			
Career Long OB Streak: 19 ('18)																			
Season/Current OB Streak: 5/0																			

#55 BURCH, Blakely - 13 games (All games)

Date	Opponent	Pos	AB	R	H	RBI	2B	3B	HR	BB	SB	CS	HBP	SAC	SF	GDP	K	PO	A	E	Avg
Feb 08	vs UC Riverside	*3b	4	1	2	0	0	0	0	0	0	0	0	0	0	0	0	2	2	0	.500
Feb 08	at San Diego	*3b	2	0	1	1	0	1	0	1	0	0	1	0	0	0	1	1	1	1	.500
Feb 09	vs Cal Poly	*3b	2	2	0	0	0	0	0	0	0	0	2	1	0	0	0	0	3	3	.375
Feb 09	vs UC Riverside	3b	4	0	1	0	0	0	0	0	0	0	0	0	0	0	0	2	2	1	.333
Feb 10	vs Portland State	*3b	3	0	1	0	0	0	0	0	0	0	0	1	0	0	1	0	4	0	.333
Feb 15	vs EKU	*3b	3	0	0	0	0	0	0	0	0	0	0	0	0	0	2	1	2	0	.278
Feb 15	at Coastal Carolina	*3b	2	0	0	0	0	0	0	0	0	0	0	0	0	0	1	1	1	0	.250
Feb 16	vs EKU	*3b	1	2	0	1	0	0	0	2	0	0	0	0	0	0	0	0	3	1	.238
Feb 16	vs Presbyterian	*3b	3	0	0	0	0	0	0	0	0	0	0	0	0	0	0	1	0	0	.208
Feb 17	vs Towson	*3b	2	1	2	2	0	0	1	0	0	0	1	0	0	0	0	3	1	0	.269
Feb 22	vs UMass Lowell	*3b	2	0	0	0	0	0	0	0	0	0	1	0	0	0	0	2	4	0	.250
Feb 22	vs Iowa State	*3b	3	0	0	0	0	0	0	0	0	0	0	0	0	0	1	0	2	0	.226
Feb 24	vs Appalachian State	3b	0	0	0	0	0	0	0	0	0	0	0	0	0	0	0	0	0	0	.226
Totals		11gs	31	6	7	4	0	1	1	3	0	0	5	2	0	0	6	13	25	6	.226

On base pct. .385 • Slugging pct. .387

Blakely Burch Career Stats																							
Year	avg	gp-gs	ab	r	h	2b	3b	hr	rbi	tb	slg%	bb	hbp	so	gdp	ob%	sf	sh	sb-att	po	a	e	fld%
2018	.220	48-43	118	12	26	5	1	0	11	33	.280	10	6	25	1	.311	1	2	11-15	103	69	8	.956
2019	.226	13-11	31	6	7	0	1	1	4	12	.387	3	5	6	0	.385	0	2	0-0	13	25	6	.864
TOTAL	.221	61-54	149	18	33	5	2	1	15	45	.302	13	11	31	1	.328	1	4	11-15	116	94	14	.938



77 Junior - Kailee Williamson P										Norco, California									
Career Highs										Season Highs									
IP: 7.0 (4x) last vs. UC-Riverside 2/9/19										IP: 7.0 (2x) last vs. UC-Riverside 2/9									
Ks: 8 vs. Morehead State 4/11/18										Ks: 7 vs. UC-Riverside 2/9									
2+ Strikeout Games: 32										2+ Strikeout Games: 7									
5+ Strikeout Games: 6										5+ Strikeout Games: 3									
10+ Strikeout Games:										10+ Strikeout Games:									
3+ Innings Pitched Games: 30										3+ Innings Pitched Games: 7									
5+ Innings Pitched Games: 15										5+ Innings Pitched Games: 5									
1st career win 2/17/17 vs B. Cookman 10-2										1st win of year 2/8 at San Diego 10-1									
1st career save 2/10/19 vs. Portland State										1st save of year 2/10 vs. Portland State									
Streaks:										1 Strikeout Career: 11 (2/9/18-3/2/18)									
										Season: 5 (2/16-23) Current: Same									
										2+ Strikeouts: 5 (2/16-23)									
										Season: Same Current: Same									
										5+ Strikeouts: 1									
										Season: 1 Current: 1									
										10+ Strikeouts:									
										Season: Current:									
										3+ IP: 3 (2/15-Current)									
										Season: 3 (2/15-Current) Current: 1									
										5+ IP: 2 (2/17/18-2/18/18)									
										Season: 1 (4x) Current: 1									

#77 WILLIAMSON, Kailee - 7 games (All games)

Date	Opponent	Pos	AB	R	H	RBI	2B	3B	HR	BB	SB	CS	HBP	SAC	SF	GDP	K	PO	A	E	Avg
Feb 08	at San Diego	*p	0	0	0	0	0	0	0	0	0	0	0	0	0	0	0	0	2	0	.000
Feb 09	vs UC Riverside	p	0	0	0	0	0	0	0	0	0	0	0	0	0	0	0	0	2	0	.000
Feb 15	vs ECU	*p	0	0	0	0	0	0	0	0	0	0	0	0	0	0	0	0	1	0	.000
Feb 16	vs Presbyterian	*p	0	0	0	0	0	0	0	0	0	0	0	0	0	0	0	0	2	0	.000
Feb 17	vs Towson	p	0	0	0	0	0	0	0	0	0	0	0	0	0	0	0	0	1	1	.000
Feb 22	vs UMass Lowell	*p	0	0	0	0	0	0	0	0	0	0	0	0	0	0	0	0	1	0	.000
Feb 23	vs UNC Wilmington	p	0	0	0	0	0	0	0	0	0	0	0	0	0	0	0	0	1	0	.000
Totals		4gs	0	0	0	0	0	0	0	0	0	0	0	0	0	0	0	0	10	1	.000

On base pct. .000 • Slugging pct. .000

#77 WILLIAMSON, Kailee - 10 appearances (All games)

Date	Opponent	GS	IP	H	R	ER	BB	SO	2B	3B	HR	WP	BK	HBP	IBB	Score	W-L	Sv	ERA	NP
Feb 08	at San Diego	*	7.0	4	1	0	1	2	0	0	0	0	0	1	0	10-1	1-0	0	0.00	125
Feb 09	vs Cal Poly		0.2	1	0	0	0	0	0	0	0	0	0	0	0	6-5	1-0	0	0.00	3
Feb 09	vs UC Riverside		7.0	3	3	0	1	7	2	0	0	0	0	0	0	4-5	1-0	0	0.00	95
Feb 10	vs Portland State		2.1	1	0	0	0	1	0	0	0	0	0	1	0	7-4	1-0	1	0.00	26
Feb 15	vs ECU	*	4.0	6	2	2	0	0	0	0	1	0	0	1	0	5-2	1-0	1	0.67	73
Feb 16	vs Presbyterian	*	5.0	6	1	1	2	4	1	0	0	0	0	0	0	10-1	2-0	1	0.81	103
Feb 17	vs Towson		3.0	3	0	0	2	2	0	0	0	0	0	0	0	2-3	2-0	1	0.72	50
Feb 22	vs UMass Lowell	*	6.0	6	1	1	2	6	2	0	0	0	0	2	0	4-3	2-0	1	0.80	97
Feb 23	vs UNC Wilmington		2.0	2	1	1	1	4	1	0	1	0	0	0	0	11-5	2-0	1	0.95	31
Feb 23	at Charleston So.	*	5.0	1	0	0	3	5	0	0	0	1	0	0	0	10-0	3-0	1	0.83	89
Totals		5	42.0	33	9	5	12	31	6	0	2	1	0	5	0	69-29	3-0	1	0.83	-

Kailee Williamson Career Stats																								
Year	avg	gp-gs	ab	r	h	2b	3b	hr	rbi	tb	slg%	bb	hbp	so	gdp	ob%	sf	sh	sb-att	po	a	e	fld%	
2017	.000	3-3	0	0	0	0	0	0	0	0	.000	0	0	0	0	.000	0	0	0-0	1	7	0	1.000	
2018	.000	0-0	0	0	0	0	0	0	0	0	.000	0	0	0	0	.000	0	0	0-0	1	21	0	1.000	
2019	.000	0-0	0	0	0	0	0	0	0	0	.000	0	0	0	0	.000	0	0	0-0	0	10	1	.909	
TOTAL	.000	3-3	0	0	0	0	0	0	0	0	.000	0	0	0	0	.000	0	0	0-0	2	38	1	.976	
Year	era	w-l	app	gs	cq	sho	sv	ip	h	r	er	bb	so	2b	3b	hr	bf	bavg	wp	hbp	bk	sfa	sha	
2017	4.09	5-2	19	11	1	0/0	0	37.2	47	30	22	17	23	12	2	2	190	.294	1	7	0	1	5	
2018	3.77	8-9	34	19	2	1/0	0	104.0	114	74	56	64	65	17	2	13	514	.276	3	19	0	5	13	
2019	0.83	3-0	10	5	3	1/0	1	42.0	33	9	5	12	31	6	0	2	176	.209	1	5	0	0	1	
TOTAL	3.16	16-11	63	35	6	2/0	1	183.2	194	113	83	93	119	35	4	17	880	.265	5	31	0	6	19	



98 Senior - Briana Daiss INF		Clermont, Florida	
<b>Career Highs</b>		<b>Season Highs</b>	<b>Career/Season</b>
At-Bats: 5 vs. Illinois 5/19/17		At-Bats: 4 (3x) last at Charleston Southern 2/23	Grand Slams: 1/0
Runs: 3 vs. UMES 3/5/16		Runs: 2 at Charleston Southern 2/23	2+ Hit Games: 23/1
Hits: 3 (5x) last vs. SC State 3/3/17		Hits: 2 at Charleston Southern 2/23	2+ HR Games:
RBI: 5 (3x) last vs. UTEP 3/12		RBI: 2 (2x) last at Charleston Southern 2/23	2+ Runs Games: 6/1
2Bs: 1 (25x) last vs. UMass-Lowell 2/22/19		Doubles: 1 vs. UMass-Lowell 2/22	2+ RBI Games: 25/2
Triples: 1 (3x) last at UAB 4/3/16		Triples:	1,000 Avg. Games (at least 2-2): 5/0
HRs: 1 (22x) last at Charleston Southern 2/23/19		HRs: 1 (2x) last at Charleston Southern 2/23	Hitting Streaks 5+ Games: 5/0
Walks: 3 vs. UTEP 3/12/16		Walks: 1 vs. Portland State 2/10	Hitting Streaks 10+ Games:
SB: 1 (3x) last at Liberty 4/13/16		SB:	Career Long Hitting Streak: 8 ('16 & '17)
			Season/Current Hit Streak: 3 (2x)/0
			Career Long OB Streak: 13 ('17)
			Season/Current OB Streak: 10/0



# 2018 Marshall Thundering Herd TV/Radio Roster



00 Abigail Tolbert - Sr., P  
Barboursville, W.Va.



1 Samantha Loose - Sr., INF  
Anaheim Hills, Calif.



2 Brooke Burns - Jr., INF  
Chapin, S.C.



3 Armani Brown - So., INF  
Elk Grove, Calif.



4 Sierra Huerta - Jr., INF  
Fillmore, Calif.



7 Ali Burdette - Sr., P/UT  
Buffalo, W.Va.



10 Hannah Giammarino - Sr., OF  
Amanda, Ohio



11 Carson Lyon - Fr., OF  
Monroe, La.



14 Hayden Ellis - Sr., C  
Ashville, Ohio



16 Abigail Estrada - Sr., OF  
Torrance, Calif.



17 Chloe Lee - Fr., OF  
Tampa, Fla.



21 Rachel Pennington - Fr., OF  
West Hamlin, W.Va.



22 Caitlin Myers - Fr., C  
Charles Town, W.Va.



23 Mya Stevenson - Fr., P/UT  
Mesquite, Texas



27 Rachel Rousseau - So., OF  
Morgantown, W.Va.



43 Aly Harrell - So., INF  
Gahanna, Ohio



44 Katie Adams - So., C  
Hurricane, W.Va.



55 Blakely Burch - Jr., INF  
Live Oak, Fla.



77 Kailee Williamson - Jr., P  
Norco, Calif.



98 Briana Daiss - Sr., INF  
Clermont, Fla.



Head Coach  
Megan Smith - 1st Season



Assistant Coach  
Corey Lyon - 1st Season




Assistant Coach  
Maddie Holub - 1st Season



Director of Operations  
Madi Marshall - 1st Season



Athletic Trainer  
Ryan Smith - 3rd Season



SID/Broadcaster  
Scott Hall - 16th Season