



MARSHALL THUNDERING HERD™

Marshall Sports Information • P.O. Box 1360 • Huntington, W.Va. 25701

Softball Contact: Scott Hall • hall133@marshall.edu

Office: 304-696-4662 • Cell: 540-539-2032



@HERDzone

2019 SCHEDULE: 4-1, 0-0 C-USA

Date Opponent Time
USD Tournament - San Diego, Calif.

2/8	UC-Riverside	W, 5-2
2/8	at San Diego	W, 10-1
2/9	Cal Poly	W, 6-5 (9 inn)
2/9	UC-Riverside	L, 5-4
2/10	Portland State	W, 7-4

Battle at the Beach - Conway, S.C.

2/15	Eastern Kentucky	9:30 AM
2/15	at Coastal Carolina	2:00 PM
2/16	Eastern Kentucky	4:15 PM
2/16	Presbyterian	6:30 PM
2/17	Towson	9:15 AM

Holy City Showdown - Charleston, S.C.

2/22	UMass-Lowell	10:00 AM
2/22	Iowa State	12:15 PM
2/23	UNC-Wilmington	12:15 PM
2/23	Charleston Southern	4:45 PM
2/24	Appalachian State	1:30 PM
2/27	Ohio	3:00 PM
3/2	Rider (DH)	1:00 & 3:00 PM
3/3	Rider	11:00 AM
3/6	Morehead State DH	1:00 & 3:00 PM

Cherry Blossom Festival - Fairfax, Va.

3/8	Monmouth	1:30 PM
3/8	at George Mason	6:00 PM
3/9	Lafayette	11:00 AM
3/9	at George Mason	3:45 PM
3/10	Monmouth	11:00 AM
3/16	at Charlotte * DH	1:00 & 3:00 PM
3/17	at Charlotte *	12:00 PM
3/20	Kentucky	3:00 PM
3/23	UTSA * DH	1:00 & 3:00 PM
3/24	UTSA *	12:00 PM
3/26	at Longwood	6:00 PM
3/27	at James Madison	4:00 PM
3/30	at Southern Miss * DH	2:00 & 4:00 PM
3/31	at Southern Miss *	1:00 PM
4/6	WKU * DH	1:00 & 3:00 PM
4/7	WKU *	12:00 PM
4/13	at FIU * DH	4:00 & 6:00 PM
4/14	at FIU *	1:00 PM
4/19	Louisiana Tech * DH	1:00 & 3:00 PM
4/20	Louisiana Tech *	12:00 PM
4/23	Louisville	3:00 PM
4/27	at Middle Tennessee * DH	3:00 & 5:00 PM
4/28	at Middle Tennessee *	1:00 PM
5/1	Pittsburgh	2:00 PM
5/4	Florida Atlantic * DH	1:00 & 3:00 PM
5/5	Florida Atlantic *	1:00 PM

Conference USA Tournament

May 8-11 in Birmingham, Ala.

Key

* C-USA Game

Home Games at Dot Hicks Field in **Bold & Green**

All Times are Eastern



The Journey of Team 26 Begins

Feb. 15-17 Battle at the Beach - Conway, South Carolina

Eastern Kentucky: 25 all-time meetings, MU leads 18-7, last meeting 7-2 MU win March 4, 2017



The Colonels had a rough start to the 2019 season going 1-3 at the Elon Opening Weekend Tournament. The lone win was 7-6 over Appalachian State. ECU finished the 2018 season 45-21 and made it deep into the National Invitational Softball Championship. The Colonels lost its top hitter from 2018 in senior Paige Murphy who finished the year hitting .443, 82 hits, 67 runs, 17 2Bs, 22 HRs, 61 RBI and 25 SBs. Destinee Lizzmore is the top returning hitter with a .321 average in 2018, 72 hits, 61 runs, 17 2Bs, 14 HRs and 36 RBI. Lizzmore started the 2019 season off with a bang hitting 3 HRs, 2 2Bs and slugged 1.133. Sophomore Sammi Miller bat .563 (9-of-16) last weekend and scored twice. Pitching struggled for the Colonels in allowing 29 total runs and a staff ERA of 6.22. Senior Murphy McRoberts pitched 8 innings and had a 2.62 ERA and lost once. Junior Mollie Paulick, the top returning pitcher, pitched 7 innings & had a 9.00 ERA.

Coastal Carolina: 6 all-time meetings, CC leads 4-2, last meeting 2-1 MU loss March 1, 2014



The Chanticleers started the season 4-1, losing in the opener 3-1 to No. 8 Tennessee and then rolled off four wins over Rider (11-1 & 5-0), Boston (6-0) and UIC (9-1). 22 of Coastal's first 27 games this season are at home. As a team Coastal Carolina is hitting .280 and outscored its opponents 32-5 in the home opening tournament. Taylor Sweigart leads the team hitting .462 and hit a 2B and a 3B. Courtney Dean hit .417, 2 2Bs, 1 HR, 5 RBI and scored 6 times. The Chanticleers committed just three errors over the five-game span and sports a .976 fielding percentage. In the circle, Ashley Guillette pitched 14 innings and has a 0.00 ERA, struck out 12 and allowed only one unearned run. Kaitlin Beasley-Polko tossed 15 innings, finished with a 2-1 record, 1.87 ERA and 12 strikeouts.

Presbyterian: 3 all-time meetings, MU leads 2-1, last meeting 8-0 MU win March 24, 2018



The Blue Hose begin 2019 with a 2-0-2 record after hosting its own tournament. Presbyterian picked up two wins over Morgan State (5-2 and 9-2) and tied Akron (6-6) and ETSU (9-9). Both tied games lasted just five innings. In the final game of the weekend against ETSU, the Blue Hose trailed 9-1 before scoring eight runs in the bottom of the fourth. The team has a batting average of .320, however opponents are hitting .323. Jonnie Petree and Chelsea Lyon begin the year hitting .500. Petree has 5 hits, 6 runs and 6 SBs. Lyon recorded 4 hits, 4 runs and 3 RBI. In the circle, Alyssa Batastini won both games and has a 1.75 ERA and 5 strikeouts in 12 innings of action. Courtney White pitched 7 innings and has a 7.00 ERA after allowing 7 earned runs. Taylor Ward pitched just five innings but has an 11.20 ERA and allowed 8 earned runs.

Towson: 2 all-time meetings, Tied 1-1, last meeting 3-0 MU win Feb. 25, 2017



The Tigers started the year with wins over the Miami Redhawks (8-3) and Youngstown State (8-0) before falling to USC-Upstate (6-4) and East Carolina (14-5). As a team, Towson is batting .310 and have allowed opponents to hit .350. Jaclyn Mounie leads the squad with a .556 average after going 5-of-9 with 5 runs and RBI. Mounie also sports a .667 on base percentage as she added 2 BBs and 1 HBP. Nicole Stockinger belted two solo home runs over the weekend. Julia Smith-Harrington starred at the plate and in the circle. On offense the junior hit .429 with 2 2Bs and scored twice. In the circle, she went the distance for the shutout against Youngstown State and struck out 5 batters. The rest of the pitching staff struggled with the next best ERA at 7.88 from Sara Johnson. The staff ERA is 6.70.

Fans can tune in to 88.1 WMUL-FM and online at www.marshall.edu/wmul for coverage of all the Marshall Softball games, and www.cusatv.com for the live stream of the home games & Conference USA road games. Select early season tournaments with neutral games will be simulcast on Facebook Live through the team page.

Softball Social Media

Twitter: @HerdSB @HerdZone
Facebook: Marshall University Softball
& Marshall University Athletics
Instagram: HerdSB & HerdZone



General/Media Information

#MUSB

General Information

Location (Founded) Huntington, W.Va. (1837)
Enrollment 13,631
Affiliation NCAA Division I
Conference USA
Nickname Thundering Herd
Colors Kelly Green and White
Mascot Marco, The Buffalo
President Dr. Jerry A. Gilbert
Athletics Director Mike Hamrick
Assoc. AD/SWA Beatrice Crane Banford
Home Field (Capacity) . Dot Hicks Field (1,000)

Softball History

First Year 1994
All-Time Record 744-625-3
All-Time C-USA Record 157-142-3
C-USA Tourn. Appearances 12
C-USA Tourn. Record 13-13

Softball Staff

Head Coach Megan Smith
Alma Mater North Carolina [99]
Year at Marshall 1st
Career Record 397-261
MU Record 4-1
Assistant Coach Corey Lyon
Previous School UL-Monroe
Year at Marshall 1st
Assistant Coach Maddie Holub
Alma Mater [Fort Hays State '13]
Year at Marshall 1st
Director of Operations Madi Marshall
Year at Marshall 1st Staff/Played 4 yrs
Athletic Trainer Ryan Smith
Year at Marshall 3rd

Softball Media

Softball Contact Scott Hall
Office Phone 304-696-4662
Cell Phone 540-539-2032
Email hall133@marshall.edu
Asst. AD, Media Relations Jason Corriher
Fax Number 304-696-2325
Mailing Address 1801 Third Avenue
..... Cam Henderson Center, Room 2035
..... Huntington, W.Va. 25703
Softball Office Phone 304-696-4370
Softball Facebook facebook.com/herdsoftball
Softball Twitter @HerdSB
Website HerdZone.com
Twitter @HerdZone

Radio

Tune in to 88.1 WMUL-FM for coverage all season long of Marshall Softball. Fans can tune in online at www.marshall.edu/wmul by clicking one of the Live Streams on the front page. Select games in early season tournaments to be simulcast using Facebook Live.

2018 Team Facts

Letterwinners Returning/Lost 12/7
Starting Position Players Returning/Lost 4/6
Pitchers Returning/Lost 3/1
Newcomers 8

Key Returners

Sr. P Abigail Tolbert
12-11/3.49 ERA/30 GS/10 CG/5 SHO/160.2 IP
Sr. P Ali Burdette
4-9/4.08 ERA/33 APP/91 IP/46 K
Sr. IF Briana Daiss
.252/40 GS/30 Hits/7 2B/5 HR/22 RBI/52 TB
Jr. IF Blakely Burch
.220/53 GS/26 Hits/12 R/5 2B/11 RBI/11 SB
Jr. P Kailee Williamson
8-9/3.77 ERA/34 APP/19 GS/104 IP/65 K
So. IF Aly Harrell
.350/42 Hits/10 2B/11 HR/41 RBI/23 BB/85 TB
Conference USA Freshman of the Year

Key Players Lost

2018 Sr. INF Elicia D'Orazio
.348/63 Hits/42 R/44 SB/All-time leader in SB
2018 Sr. C Taylor McCord
.299/50 Hits/26 R/17 2B/5 HR/30 RBI/14 CS
MU all-time leader in runners CS & Pickoffs
2018 Sr. OF Jordan Colliflower
.350/48 Hits/21 R/15 SB/23-game hit streak
2018 Sr. OF Eloise Tribolet
.279/31 Hits/15 R/10 SB/Robbed 2 HRs
2018 Fr. INF Grayson Radcliffe
.229/53 GS/30 Hits/16 R/6 2B/2 HR/15 RBI
2018 Fr. OF Wylie Glover
.239/23 GS/16 Hits/11 R/6 2B/SC Top 10 catch

Newcomers

OF Hannah Giammarino - transfer from BGSU
INF Brooke Burns - transfer from UNC
INF Sierra Huerta - Moorpark College
OF Carson Lyon - Sterlington, La.
OF Chloe Lee - Tampa, Fla.
OF Rachel Pennington - West Hamlin, W.Va.
C Caitlin Myers - Charles Town, W.Va.
P Mya Stevenson - Mequite, Texas

Media Guidelines

All media requests for Marshall University softball must be coordinated with Scott Hall, Associate Director for Sports Information. To schedule an interview, please contact Scott through one of the means provided. Please keep in mind that class schedules, practices and travel days are subject to change, so it is important to make contact for an interview as soon as possible to ensure schedules do not conflict.

Game Day

Access to players and coaches is limited on game day. Following the conclusion of games on a given day, media members will have access to players and coaches at a designated section of Dot Hicks Field. Press box space is limited. If you wish to cover a game from the box, please contact Scott Hall before the day of a game, in order to ensure seating.

By Class Breakdown

Seniors (7)

Abigail Tolbert
Samantha Loose
Ali Burdette
Hannah Giammarino
Hayden Ellis
Abigail Estrada
Briana Daiss

Juniors (4)

Brooke Burns
Sierra Huerta
Blakely Burch
Kailee Williamson

Sophomores (4)

Armani Brown
Rachel Rousseau
Aly Harrell
Katie Adams

Freshmen (5)

Carson Lyon
Chloe Lee
Rachel Pennington
Caitlin Myers
Mya Stevenson

By State Breakdown

California (5)

Armani Brown
Abigail Estrada
Sierra Huerta
Samantha Loose
Kailee Williamson

Florida (3)

Blakely Burch
Briana Daiss
Chloe Lee

Louisiana (1)

Carson Lyon

Ohio (3)

Hayden Ellis
Hannah Giammarino
Aly Harrell

South Carolina (1)

Brooke Burns

Texas (1)

Mya Stevenson

West Virginia (6)

Katie Adams
Ali Burdette
Caitlin Myers
Rachel Pennington
Rachel Rousseau
Abigail Tolbert

2019 *THUNDERING HERD*™ Roster

No.	Name	Yr.	B/T	HT	Pos.	Hometown/Last School
00	Abigail Tolbert	Sr.	R/R	5-8	RHP	Barboursville, W.Va./Cabell Midland HS
1	Samantha Loose	Sr.	L/R	5-2	INF	Anaheim Hills, Calif./El Modena HS
2	Brooke Burns	Jr.	R/R	5-4	INF	Chapin, S.C./University of North Carolina
3	Armani Brown	So.	L/R	5-4	INF	Elk Grove, Calif./Cosumnes Oaks HS
4	Sierra Huerta	Jr.	R/R	5-5	INF	Fillmore, Calif./Moorpark College
7	Ali Burdette	Sr.	R/R	5-9	P/UT	Buffalo, W.Va./Buffalo HS
10	Hannah Giammarino	Sr.	R/R	5-5	OF	Amanda, Ohio/Bowling Green State University
11	Carson Lyon	Fr.	R/R	5-4	OF	Monroe, La./Sterlington HS
14	Hayden Ellis	Sr.	R/R	5-6	C	Ashville, Ohio/Teays Valley HS
16	Abigail Estrada	Sr.	L/R	5-3	OF	Torrance, Calif./West Torrance HS
17	Chloe Lee	Fr.	L/R	5-2	OF	Tampa, Fla./Wharton HS
21	Rachel Pennington	Fr.	R/R	5-6	OF	West Hamlin, W.Va./Lincoln County HS
22	Caitlin Myers	Fr.	R/R	5-6	C	Charles Town, W.Va./Washington HS
23	Mya Stevenson	Fr.	R/L	5-6	P/UT	Mequite, Texas/Mesquite Poteet HS
27	Rachel Rousseau	So.	R/R	5-8	OF	Morgantown, W.Va./University HS
43	Aly Harrell	So.	L/L	5-7	INF	Gahanna, Ohio/Gahanna Lincoln HS
44	Katie Adams	So.	L/R	5-6	C	Hurricane, W.Va./Hurricane HS
55	Blakely Burch	Jr.	R/R	5-6	INF	Live Oak, Fla./USC Upstate
77	Kailee Williamson	Jr.	R/R	5-4	RHP	Norco, Calif./Norco HS
98	Briana Daiss	Sr.	R/R	5-8	INF	Clermont, Fla./East Ridge HS

Staff

Head Coach: Megan Smith (1st season)
 Assistant Coach: Corey Lyon (1st season)
 Assistant Coach: Maddie Holub (1st season)
 Director of Operations: Madi Marshall (1st season)
 Athletic Trainer: Ryan Smith (3rd season)

Pronunciation Guide


Sierra HUERTA WHERE-tuh
 ALI BURDETTE AL-ee Burr-DEBT
 Hannah GIAMMARINO jam-a-REE-no
 Rachel ROUSSEAU ROO-sew
 Briana DAISS Dice

Maddie HOLUB Hall-ubb





Marshall Softball Talking Points



#00 Abigail Tolbert, Sr., P, Barbourville, W.Va.

- Made 3 starts & 3 appearances at USD Tournament with a record of 2-0 and 9 strikeouts.
- Earned a win in season-opener against UC-Riverside.
- 2nd win of weekend vs. Portland State with season-best 4 Ks.
- Led team in 2018 in appearances (39), starts (30), ERA (3.49), wins (12), complete games (10), shutouts (5), innings pitched (160.2) & strikeouts (86).
- 1st career win Feb. 24 over Presbyterian (8-0), 5-inning complete game shutout & career 7 strikeouts.
- Had 3-straight complete-game shutout wins over Presbyterian, Winthrop and George Washington.
- Earned complete-game shutout with 7 Ks against (RV) James Madison (April 18).



#7 Ali Burdette, Sr., P/UT, Buffalo, W.Va.

- All-around athlete that can pitch and hit.
- Came on in relief for the final 3 innings against Cal Poly, pitching the 7th, 8th and 9th to earn 1st win of the season. Allowed four hits, two unearned runs and struck out 2.
- Made 33 appearances in 2018 with 5 starts in the circle.
- Totaled 91 innings with 46 Ks and a 4.08 ERA.
- 2018 Record of 4-9 with 1 save.
- Came on in relief against No. 10 Tennessee (Feb. 18), pitched 6 innings, spread out 7 hits, allowed just 2 runs, struck out 4 and had 5 assists.
- Hit 2-RBI double at Louisville (May 2).
- 2018 C-USA Commissioner's Honor Roll & NFCA All-America Scholar Athlete.



#14 Hayden Ellis, Sr., C, Ashville, Ohio

- Played in all 5 games with 4 starts at USD Tournament.
- RBI single vs. UC-Riverside (Feb. 8).
- Hit RBI 2B vs. Portland State (Feb. 10) scored Giammarino.
- Had 2 sac flies in win over Cal Poly (Feb. 9) 1st & 8th innings.
- Only appeared in 10 games with 5 starts in 2018, missing most of the season due to a left shoulder injury.
- 11 of 20 career hits have gone for extra bases: 9 doubles, 1 triple & 1 home run. Hit triple vs. La Tech in 2016 C-USA Tourn. and HR at Liberty in 2016.
- 3-time recipient of the C-USA Academic Medal, 3-time C-USA Commissioner's Honor Roll & 3-time NFCA All-America Scholar Athlete.



#98 Briana Daiss, Sr., IF, Clermont, Fla.

- Appeared in 4 games with 2 starts at DP at USD Tourn. Finished with 3 hits, 1 RBI & 1 BB.
- Pinch hit RBI single in 4th inning vs. Cal Poly (Feb. 9).
- Tied for 10th in Herd history with 20 HRs and 12th with 94 career RBI.
- Tied for 2nd on the team with 5 homers in 2018.
- In 2018 appeared in 44 games with 40 starts: 23 starts at 1B & 17 starts as DP.
- Hit 2 homers and drove in 6 runs during series vs. FIU (2018).
- Only player in program history to begin collegiate career with a walkoff HR in 1st career plate appearance. Feb. 14, 2016 vs. Alabama State with a PH 2-run HR in the 8th.



#4 Sierra Huerta, Jr., IF, Fillmore, Calif.

- Started all 5 games at SS in the USD Tournament.
- Recorded 1st hit for the Herd in season-opener vs. UC-Riverside (Feb. 8).
- Walked twice & scored twice against San Diego (Feb. 8).
- Reached base safely in all five contests at USD Tourn.
- Weekend-best 2 hits in 2nd game vs UC-Riverside (Feb. 9).
- 1st Herd SS to wear #4 since MU Hall of Famer Jessica Williams (2003-06).
- Finished JUCO career with a .469 batting average, 100 hits, 107 RBI, 75 runs, 28 doubles, 17 home runs, slugged .859 & on base percentage of .526.
- 2018 honors: All-WSC First Team, All SoCal, Moorpark MVP, and Moorpark College Female Athlete of the Year.



#77 Kailee Williamson, Jr., P, Norco, Calif.

- Pitched a great weekend at USD Tournament.
- Made 4 appearances with 1 start, finished with a 0.00 ERA in 17 innings, allowed 9 hits, 4 unearned runs, and 10 Ks.
- 1st start of season vs. San Diego (Feb. 8) & allowed 4 hits, 1 unearned run and 2 Ks in 10-1 complete-game victory.
- Struck out 7 batters in 7 innings of relief vs. UCR (Feb. 9).
- Earned 1st career save with 2.1 innings of relief, 1 hit and no runs allowed vs. Portland State.
- Has 98 career strikeouts and 14 wins.
- Saw increased role in 2nd season (2018) with 34 appearances, 19 starts, 104 IP, 65 strikeouts, 8-9 record and a 3.77 ERA.
- Pitched 15 consecutive shutout innings (April 11-14) across three games vs. Morehead State (DH) & Charlotte.



#1 Samantha Loose, Sr., IF, Anaheim Hills, Calif.

- Came in for a pinch hit against San Diego (Feb. 8).
- Made a brief start against UC-Riverside (Feb. 9).
- Named C-USA All-Freshman team in 2016.
- Has appeared in 79 games with 43 starts.
- 26 career hits with 7 doubles.
- Recorded a hit, scored a run and drew a walk in 2018 win over UMass-Lowell (Feb. 17).
- Drew a key walk in the 5th inning at UAB in 2018 (March 10) to load bases & keep inning going as Herd mounted comeback.
- 3-time member of the C-USA Commissioner's Honor Roll, 2016 C-USA Academic Medalist, 2-time NFCA All-America Scholar Athlete.



#10 Hannah Giammarino, Sr., OF, Amanda, Ohio

- Started 4 games in CF at USD Tournament. 1st start in Herd uniform against San Diego (Feb. 8).
- Threw out 2 runners at home to save game for MU vs. Cal Poly (Feb. 9). Bottom of 7th & then bottom of 8th. Both would have been game-winners. Scored go-ahead run in 9th.
- RBI double vs UC-Riverside (Feb. 9).
- Hit RBI triple & scored twice vs. Portland State (Feb. 10).
- Key addition with transfer from Bowling Green.
- Appeared in 21 games with 12 starts in 2018 at BGSU.
- Bat .306 for the year with 11 hits, 7 runs, 2 doubles, 1 triple and 1 home run.
- Played in 98 total games with 79 starts while at BGSU.
- Played HS & travel ball with Hayden Ellis.



#16 Abigail Estrada, Sr., OF, Torrance, Calif.

- Appeared in 3 games with 1 start in CF during USD Tourn.
- Base hit & a stolen base in start vs. UC-Riverside (Feb. 8).
- Was awarded the 2018 Herdsby for Olympic Sports Moment of the Year with walkoff base hit vs. DePaul in the 2017 NCAA Regionals.
- 140 career games with 73 starts. 48 hits, 40 runs scored, 27 SB
- 3-time recipient of the C-USA Academic Medal, 3-time C-USA Commissioner's Honor Roll & 3-time NFCA All-America Scholar Athlete.
- Appeared in 45 games with 17 starts during 2018.
- Was 2-for-3 at the plate with three runs scored in win over Missouri (Feb. 17).



#2 Brooke Burns, Jr., IF, Chapin, S.C.

- Appeared in 1st game with Herd to pinch run at San Diego (Feb. 8) and scored a run.
- Key addition with transfer from UNC Tar Heels.
- Played in 38 games over 2 seasons at UNC, just 8 appearances in 2018 dealing with injury.
- As a freshman, scored go-ahead run as a PR vs. NC State in bottom of 5th in ACC semifinals.
- Recorded 1st career hit vs. Campbell in 2018 regular season finale.
- 4-time All-State selection at Chapin HS (Chapin, S.C.)
- Bat over .400 every season, set school record with 51 RBI as a junior.
- 2015 finalist for South Carolina Player of the Year.



#55 Blakely Burch, Jr., IF, Live Oak, Fla.

- Appeared in all 5 games with 4 starts at 3B at USD Tourn.
- Had 2 hits & 1 run vs. UC-Riverside (Feb. 8).
- Reached base safely in all 5 games at USD Tourn.
- HBP twice & scored twice vs. Cal Poly (Feb. 9).
- 2018 Appeared in 48 games with 43 starts: 34 at 3B & 9 at 1B.
- Reached base safely in 19-straight games (March 21-April 21).
- Recorded 1st hit for MU in season-opener at No. 13 Auburn.
- Stole a team-high 3 bases vs. UMass-Lowell while also going 2-of-4 with a run.
- Scored game-winning run in bottom of 7th vs. FIU (March 30).
- Made cross-diamond throw from her knees by 3rd base line vs. JMU to complete out.
- Named to C-USA Commissioner's Honor Roll.



#3 Armani Brown, So., IF, Elk Grove, Calif.

- Started all 5 games at 2B in the USD Tournament.
- Hit .364 for the weekend with 8 hits, 3 runs, & 3 RBI.
- Made great defensive plays & started a DP that ended the game against Portland State (Feb. 10).
- Begins season with 5-game hitting streak, 9 total going back to 2018 season with hits in 4-straight before suffering knee injury.
- 3-of-4 with 1 run, 1 RBI and 1 SB vs. UCR (Feb. 8).
- Appeared in 6 games with 4 starts in 2018. Missed most of the season due to knee injury. Finished with 5 hits & .357 average.
- Made Herd debut as a pinch runner at No. 13 Auburn.
- Recorded 1st career hit in 1st start vs. Tenn.Tech (Feb. 10).
- Named to C-USA Commissioner's Honor Roll & earned Academic Medal.



Marshall Softball Talking Points



#27 Rachel Rousseau, So., OF, Morgantown, W.Va.

- Started all 5 games in LF at the USD Tournament.
- Opened season with three-straight games with 2 hits.
- 2 2Bs, 2 runs, 2 RBI & 1 BB in season-opener vs. UCR (Feb. 8).
- 3 2Bs out of 6 total hits to begin the season.
- Made diving catch to end 3rd inning vs. San Diego (Feb. 8).
- Snagged a hard line drive to deep left in bottom 9th vs. Cal Poly (Feb. 9).
- Hit go-ahead pinch hit, RBI 2B in top of 8th in game two win at WKU (April 21, 2018), then scored to give 2-run lead.
- 2018 Hit pinch hit, walkoff 2-run double in game two win over MTSU on senior day (May 6, 2018).
- Named to C-USA Commissioner's Honor Roll and earned Academic Medal.



Preseason All-Conference Selection

#43 Aly Harrell, So. IF, Gahanna, Ohio

- Started all 5 games at 1B in the USD Tournament.
- Finished with a .773 OBP%.
- Was walked 11 times and 2 HBP while finishing with just 9 total ABs through opening weekend.
- Walked at least once in each game including back-to-back games with 3 walks-Cal Poly & UCR (Feb. 9).
- Hit .444 with 4 hits, 2 runs, 3 RBI and 1 2B.
- Named Conference USA Freshman of the Year, All-Conference USA First Team, All-Freshman Team and NFCA Midwest All-Region Third Team.
- Set program record for most HRs by a Herd freshman (11).
- Set program record by drawing a walk in 8-straight games (March 24-April 7).



#44 Katie Adams, So. C, Hurricane, W.Va.

- Appeared in 4 games with 2 starts-1 at C & 1 at DP at USD
- Recorded a hit in both games vs. UCR (Feb. 8 & 9).
- Threw out a runner in start at C vs. UCF (Feb. 9).
- in 2018, 30 games played with 9 starts; 4 at C, 3 at DP, 2 at 1B.
- Finished with 9 hits, 2 doubles, 4 runs, 3 RBI
- Recorded 1st career hit with a 2B vs. Tennessee Tech (Feb. 10).
- Went 2-for-4 with a run & a SB in win over Missouri (Feb. 17).
- Was just third player in program history to be intentionally walked twice in a single game at FGCU (March 21).
- Went 2-for-3 with a 2B & a run in start as catcher vs. Morehead State (April 11).
- RBI single at Pitt (April 28).
- Named C-USA Commissioner's Honor Roll.



#11 Carson Lyon, Fr., OF, Monroe, La.

- Will sit out 2019 season due to knee injury.
- Daughter of assistant coach Corey Lyon.
- Played at Sterling High School.
- 4-time all-district honors as 2nd team IF (2015), 2nd team OF (2016), 1st team IF (2017), 1st team OF (2018).
- 2017 named All-NELA and team finished 2A Runner-up.
- 2018 named 1st team All-Parish, 1st team All-NELA & All-State
- Heavily involved in clubs: National Hispanic Honor Society, Student Council, Beta Club, Character Counts, Spanish Club, FCA & was a teacher's aid for kids with special needs.
- Older sister Cheyanne played softball four years at UL-Monroe.



#17 Chloe Lee, Fr., OF, Tampa, Fla.

- Started all 5 games in RF at the USD Tournament.
- Recorded 1st career hit with infield single in 1st career at-bat vs. UCR (Feb. 8). Finished game with two hits.
- Hit .353 for weekend with 6 hits, 2 runs, 2 RBI, 2 BBs & 3 SBs.
- Was 3-for-3 with a run, RBI & 2 SBs vs. Portland St. (Feb. 10).
- Led Wharton HS in stolen bases all four years.
- 2-time All-Conference selection in Hillsborough County 8A
- Led HS to 1st district championship during junior year.
- Named HS Offensive MVP after sophomore season batting .431, 31 hits, 31 runs and .512 OBP%.
- Travel ball team Fla. Impact-Feldman: 2017 USA Softball Gold 16U Nat. Champions, 2017 & 18 USA Softball 18U Fla. state Champions.



#21 Rachel Pennington, Fr., OF, West Hamlin, W.Va.

- Appeared as a pinch runner in 4 games at USD Tournament.
- Stole 2 bases and scored two runs during weekend.
- Stole 1st collegiate base in 4th inning vs. UCR (Feb. 8).
- Scored 1st collegiate run vs. UCR (Feb. 9).
- Stole a base & scored in win over Portland State (Feb. 10).
- Attended Lincoln County HS and hit .602 during senior year.
- Stole 60 bases in 32 games during senior year to become school's all-time steals leader, & set the record on senior night.
- Still achieved stolen bases career record despite missing freshman season due to injury.
- Named All-State honorable mention in 2016. 1st team All-State in 2017 & 18.
- Played travel ball with current teammate Katie Adams.



#22 Caitlin Myers, Fr., C, Charles Town, W.Va.

- Did not appear in a game during USD Tournament but was responsible for getting pitchers ready in the bullpen.
- Finished prep career at Washington HS as all-time leader in RBI (73), 2Bs (28), 3Bs (12) & HRs (7). Hit .429 as a senior.
- Holds school single season records for 2Bs (12) & 3Bs (5).
- 5-time All-EPAC honors: four 1st team selections (2014, 2016-18) & one 2nd team (2015).
- Named All-State Class AAA 2nd team in 2017 & 18.
- Team won EPAC (Eastern Panhandle Athletic Conference) Championship in 2017.
- Won WVSSAC AAA Sectional & Regional championships in 2017 & 18. 3rd in states (2017), 4th in states (2018).
- 4-time member of the Honor Roll.



#23 Mya Stevenson, Fr., P/UT, Mesquite, Texas

- 3 starts with 2 at DP & 1 in the circle at the USD Tournament.
- 2-for-3 with 2 runs, 1 RBI & 1 BB in 1st collegiate game vs. San Diego (Feb. 8).
- 1st appearance in circle was start vs. UCR (Feb. 9).
- Pitcher & hitter, set career records at Mesquite Poteet HS for strikeouts (737), HRs (36).
- Led Dallas/Fort Worth area with 328 strikeouts as a junior.
- Named MaxPrep All-American & NFCA 2nd Team All-Region.
- Named 2018 15-5A Pitcher of the Year, Dallas Morning News All-Area 2nd Team, Dallas/Forth Worth All-Metro 2nd Team, Mesquite Poteet HS Athlete of the Year.
- Named team Offensive Player of the Year in 2015 & 16. Team MVP in 2016-18 & Defensive Player of the Year 2017.





Marshall Softball Talking Points-Coaches



Head Coach Megan Smith, 1st Season Overall Division I record: 318-225/Overall Collegiate Record: 397-266

- Hired on July 25, 2018
- Spent the past nine seasons as the head coach at Kansas University. Recorded six 30+ win seasons including a 40-15 mark in 2015. Finished with 273 wins.
- Took the Jayhawks to NCAA Regionals in 2014 & 2015. In 2015 the team spent 7-consecutive weeks ranked in the top 25.
- Kansas led the Big 12 and the nation with a conference record .345 batting average. Also set team records with a .979 fielding percentage in 2014 (2nd highest nationally), and 60 home runs in 2011.
- Team sported a 20-game winning streak in 2012.
- Boasted an 11.5 game won-loss record improvement in 2011 from the year before, the 16th-best turnaround in NCAA history. Kansas opened the season with a 26-3 record, the best start in program history.
- While at Kansas, the Jayhawks had one All-American, one Academic All-American, 20 All-Big 12 selections, 20 NFCA All-Region selections, 50 All-Big 12 Academic Team honorees, three Big 12 Scholar Athletes of the Year and three players taken in the NPF Draft.
- Actually coached against Marshall in her first season at Kansas, during the Florida Lipton Invitational hosted by the Florida Gators. Marshall won the first matchup 7-3 on Feb. 19 and then the Jayhawks won the second contest, also by a score of 7-3, on Feb. 21.
- Started the softball program at Western Carolina and finished with a 41-20 record in the first season (2006) and a 16-4 Southern Conference mark and was named SoCon Coach of the Year. The Catamounts won the regular season title along with 6 players named all-conference (5 1st team), 2 All-Region 2nd team and the 2006 Pitcher of the Year (Mendy McKenzie). Western Carolina broke the conference single season home run record with 81 and were ranked 3rd in the country in home runs per game, 14th in slugging percentage and 19th in scoring.
- Spent two seasons as the head coach at Young Harris and had a 79-41 record. Finished as the NJCAA Regional Runner-up both years.
- Prior to coaching at Kansas, spent three seasons as an assistant at LSU under Yvette Girouard. Tigers won the 2007 SEC Tournament, the Stanford Regional in the NCAA Tournament and finished the year with 55 wins. LSU ended the regular season 3rd in the ESPN/USA Today Poll.
- Also was an assistant coach at Charlotte in 2003 and for her alma mater UNC in 2004. The Tar Heels made the NCAA Tournament (Waco regional) that season.
- Played third base at UNC for Donna J. Papa from 1996-99. Still listed fifth all-time in career assists with 380. Team finished first in the ACC in 1996 and 1998. Won 30+ games in a season three times, record of 125-106 during playing days.
- Also played against Marshall three times as a player at UNC. The Tar Heels won two of the three games. UNC won the first 3-2 on Feb. 25, 1996. Marshall won the second, 1-0, Feb. 21, 1997. UNC took the third one, 8-0 on March 14, 1997.



Assistant Coach Corey Lyon, 1st Season

- Hired on Aug. 8, 2018
- Spent the past four seasons as the head coach at UL-Monroe.
- Warhawks totaled 111 wins including two 30+ win seasons.
- During tenure had 10 players named to the All-Sun Belt Conference teams, two NFCA All-Region selections and six players chosen by the Louisiana Sports Writers Association for All-Louisiana recognition.
- Team earned the Sun Belt Conference Team GPA Award in 2015 & 2016.
- Broke several school offensive records including team batting average, RBI in a season, runs scored in a season, hit by pitches in a season, team slugging percentage, on base percentage and most runs scored in a game.
- Finished 2018 season in the top 30 in the nation in batting average, scoring and stolen bases.
- In 2015, UL-Monroe finished second in the country with 143 stolen bases. Just 10 steals behind Marshall for the top spot.
- Also coached at Southern Arkansas University (2011-14) and led program to its first winning season in 9 years. His 90 wins in 3 years was the most in program history over a 3-year span. The Lady Muleriders set 31 school records and won the 2014 Great American Conference Tournament to qualify for the 1st Division II NCAA Tournament in program history.
- Previous coaching experience includes four seasons at Paris Junior College (Texas) where he compiled a 125-53 record.



Assistant Coach Maddie Holub, 1st Season

- Hired on Aug. 22, 2018
- Spent the past four seasons as the pitching coach at Saint Leo University (Saint Leo, Fla.).
- Helped the Lions to back-to-back NCAA Division II postseason appearances and reached the World Series in 2018.
- Saint Leo never won fewer than 37 games during her tenure.
- Coached Stephanie Adkins who won back-to-back Sunshine State Conference Pitcher of the Year honors.
- Team also featured five pitchers in a three-year span named all-conference.
- Her pitching staff ERAs stayed below 2.04 during all four years. Highlighted by a 0.93 staff ERA in 2016 that garnered the National Statistical Championship.
- Team averaged 16 shutouts per season.
- Prior to Saint Leo, Maddie coached at Fort Hays State, her alma mater. The Tigers were ranked as high as No. 13 in the country during time on staff.
- Also coached overseas in Collecchio, Italy with the Collecchio Softball 17U and 10U squads.
- Still holds career records at Fort Hays State as a pitcher and hitter with hits (255), runs scored (183), RBI (160), home runs (46), wins (77) and strikeouts (974). Her name also appears in many other top-10 categories.
- She tossed 7 no-hitter and shared in an 8th. Contributed to 2 perfect games.
- 4-time all-conference honors as well as the Mid-America Intercollegiate Athletics Association Player and Pitcher of the Year as a senior in 2013.



Director of Operations Madi Marshall, 1st season

- First season on staff with the Herd after playing four years for the Green & White.
- Named the 2018 Warrior Award Winner named in honor of former teammate Emileigh Cooper. The award is given each year to the player who best personifies the qualities that Cooper established as a member of the Herd from 2012-15.
- Won the 2018 Herdspy for Perseverance.
- Three-time NFCA All-America Scholar Athlete.
- Four-time Conference USA Academic Medalist and four-time member of the C-USA Commissioner's Honor Roll.
- Appeared in 153 career games with 57 starts. Experience playing at second, outfield, designated player, pinch hitter and pinch runner.
- Finished with 38 hits, 50 runs scored, 7 doubles, 1 triple, 1 home run, 23 RBI and 7 stolen bases.
- Lone home run was a grand slam at home against FIU in 2016.
- Set a Herd pinch-running record scoring a run in 10-consecutive games in 2017, all Marshall wins.
- Hit pinch hit 2 RBI triple against Kent State in 2018.
- Had a career-best 6-game hitting streak (Feb. 28-March 4, 2018) and bat .500 during that span.
- Hit three doubles during the Carolina Classic in 2018.

HERD NOTES

Last Time Out: USD Tournament - Marshall finished 4-1

Strong offense and pitching helped the Herd overcome some defensive miscues and come away with a 4-1 record to begin the 2019 season and the **Megan Smith** era. Marshall began the year with 14 hits in a 5-2 win over UC-Riverside. Sophomores **Armani Brown** and **Rachel Rousseau** helped lead the way as Brown recorded three hits and drove in one run while Rousseau smacked two doubles, scored twice and drove in two. Sophomore **Aly Harrell** was the only Herd player not to record a hit, but she did reach base three times as she was plunked twice and walked once. It began a theme for the weekend. Senior **Abigail Tolbert** went the distance for the victory.

In game two for the first day, the Herd defeated the host team San Diego, 10-1. Marshall's offense took advantage of 10 free passes with eight walks and two hit-by-pitches. Rousseau recorded two more hits and had her third double of the day while driving in two more runs. Freshman **Mya Stevenson** recorded two hits in her collegiate debut as the designated player. Junior **Kailee Williamson** recorded the complete-game victory allowing just four hits, one unearned run and struck out two.

The defensive mistakes were multiplied in the Saturday's two contests. Marshall had five errors in the first game and still came out with a 6-5 victory in the ninth inning against Cal Poly. Two great defensive plays from senior **Hannah Giammarino** helped save the game for the Herd as she threw out two runners at the plate from centerfield. The first came in the bottom of the seventh that would have been the game-winner and again in the bottom of the eighth that also would have won the contest for the Mustangs. Offensively, Marshall recorded nine more hits as Brown and Rousseau both had two hits each again. Giammarino also scored the go-ahead run in the top of the ninth off Cal Poly's first and only error of the game. Senior **Ali Burdette** earned the win pitching the final three innings.

Saturday's second game featured six Herd errors and Marshall still almost came away with a victory, falling 5-4 to UC-Riverside. The Herd stumbled early and fell behind 5-1 before scoring three runs in the bottom of the sixth. Junior **Sierra Huerta** scored first followed by Giammarino and Brown. Marshall held off the Highlanders in the top of the seventh, but could not muster any more offense in the bottom of the inning and lost for the first time this season. Williamson entered the game in relief in the first inning for Stevenson and held UC-Riverside to just three hits and three unearned runs. Two unearned runs were credited to Stevenson. Williamson also struck out seven.

Marshall came back with a strong showing in the final game of the weekend with a 7-4 win over Portland State. The Herd still committed three errors but held the Vikings to just four hits while recording eight hits on offense. Freshman **Chloe Lee** was 3-for-3 at the plate and nabbed two stolen bases. Giammarino scored twice, drove in two runs and had her first triple in a Thundering Herd uniform.

Harrell Takes Another Walk to First

This was a phrase that was said numerous times throughout the opening weekend as teams showed a little fear in attempting to pitch to sophomore **Aly Harrell**. The reigning Conference USA Freshman of the Year finished the weekend with more free passes than official at-bats. Harrell was walked 11 times (none by intentional walk) and hit by two pitches while registering just nine at-bats in 22 total plate appearances, good for an astounding on-base percentage of .773. In the first game, Harrell was walked once and hit by two pitches. She was then walked twice against San Diego, three times versus Cal Poly and UC-Riverside and finished with two more walks against Portland State. The power-hitting lefty was walked 23 times all of last season and set the program record for consecutive games with at least one walk at eight-straight. However, during that streak Harrell was walked just 10 times. Marshall's record for most walks in a season is 51 by four-time All-American **Rachel Folden** in her junior year of 2007, when it took 18 games before Folden recorded her first 11 walks. However, Folden did have a 6-game stretch from April 14-21 in which she was walked 13 times. Harrell has a great start to go after that mark. With her nine at-bats when she wasn't given a free pass to first, she recorded four hits, one double, drove in three and has a .444 average and a .556 slugging percentage.

KK Stars Back in Her Home State

Junior pitcher **Kailee "KK" Williamson** had an excellent opening weekend while getting the opportunity to be back in her home state of California for the first time in her collegiate career. The right-hander finished with an ERA of 0.00 in 17 innings. She allowed nine hits across four appearances, allowed four unearned runs and struck out 10 while issuing just four free passes (two walks and two HBP). Williamson got her first start of the season against San Diego and delivered a gem with just four hits in a 10-1 victory. She came on in relief for the final two outs in the sixth inning against Cal Poly and then again in relief versus UC-Riverside. The Norco native was credited with all seven innings against the Highlanders as she entered the game in the first with bases loaded and no outs. Williamson allowed three hits and three unearned runs while striking out seven and helping to keep Marshall in the game. Her final appearance of the weekend came against Portland State as she was again called out of the bullpen, this time in the fifth. She pitched the final 2.1 innings and allowed just one hit with one strikeout and picked up her first career save.

Rousseau Rips It

Sophomore **Rachel Rousseau** came up big again in getting a starting nod in left field to begin the 2019 season. Rousseau recorded two doubles in the first game, one more in the second and had three-straight games with two hits in each. Rousseau finished the weekend hitting .333 with three doubles out of six hits, scored four times and drove in four. She also made an impact on defense with a diving catch against San Diego in shallow left that ended the third inning and stranded two Torero runners on base. The Morgantown, W.Va., native made another great snag on a hard line drive in the bottom of the ninth against Cal Poly. Rousseau used all of her long reach over top of her head while running back to make the catch and it held the runner at second.

New Faces Make an Impact on Opening Weekend

Marshall had some big shoes to fill but the newcomers made their presence felt in San Diego. Senior transfer **Hannah Giammarino** hit .364 with a double, a triple, scored five runs, drove in three and made two game saving throws to the plate from center against Cal Poly. Junior college transfer **Sierra Huerta** started all five games at shortstop and hit .333 while scoring five runs. Junior transfer **Brooke Burns** played in just one game against San Diego coming in to pinch run and scored. Freshman **Chloe Lee** hit .353 for the weekend including going 3-for-3 in the final game against Portland State. Lee also scored twice, drove in two and stole three bases. Freshman **Mya Stevenson** made her impact on offense as the designated player and recorded two hits, scored twice and drove in one run. And finally freshman **Rachel Pennington** came off the bench to run in four contests, stole two bases and scored two runs as well.

Brand New Coaching Staff

Marshall softball marches into the 2019 season with its second new coaching staff in as many years. **Megan Smith** takes over the program after spending the past nine years as the head coach at Kansas University. Smith led the Jayhawks to six-consecutive 30 win seasons as well as back-to-back appearances in the NCAA Tournament in 2014 and 2015. Marshall's fourth head coach in program history has had head coaching stops



HERD NOTES Continued

at Young Harris (JUCO) in 2001-02 and started the Western Carolina program in 2005. The Catamounts first season of play in 2006 resulted in a 41-20 record, the Southern Conference Regular Season Title, the SoCon Pitcher of the Year, Freshman of the Year and Smith was named Coach of the Year. After leaving Western Carolina, Smith was an assistant for three years at LSU that included an SEC title and a trip to the World Series.

Joining Coach Smith are assistants **Corey Lyon** and **Maddie Holub**. Former Herd player and Warrior Award winner **Madi Marshall** joins the staff as the Director of Operations.

Coach Lyon comes to Huntington after four seasons as the head coach at UL-Monroe where he won 111 games. The Warhawks had two 30+ win seasons during his tenure and finished second in the nation in stolen bases in 2015 with 143, ten thefts behind Marshall.

Coach Holub joins the Marshall staff after four seasons as the pitching coach at Saint Leo University (Division II) in Florida. Holub worked her pitching staffs into some of the best in Division II as Saint Leo never won fewer than 37 games during her time. Her pitching staff never had a group ERA higher than 2.04 and won the National Statistical championship in 2016 with a team ERA of a mere 0.93.

Sophomore Aly Harrell Named Preseason All-Conference

The reigning Conference USA Freshman of the Year, **Aly Harrell**, was the only Herd player named to the Preseason All-Conference squad. Harrell smashed a program rookie record of 11 home runs last season and added 10 doubles. She led the team with 41 RBI, the fourth most by a freshman in program history, and tied for the team lead with a .350 average. While able to bash the ball, Harrell showed a lot of patience as a freshman hitter with 23 walks, seven hit-by-pitches and struck out just nine times in 152 plate appearances. Harrell even set a Marshall record by drawing a walk in eight-straight games, breaking the old mark of seven set by four-time All-American Rachel Folden in 2008. The now sophomore is also an excellent fielder as she sported a .986 percentage in 21 games as the starter at first base. She had just two errors in 144 chances.

Coming Up Clutch

Another 2018 freshman who may have started to earn the nickname "Miss Clutch" is current sophomore outfielder **Rachel Rousseau**. In limited time as a rookie, Rousseau recorded five hits and four went for doubles. She also drove in five runs, scored eight times and stole five bases. Her first three appearances as a pinch hitter (at Furman and vs. Southern Miss games one and two), "Rou" got on base each time with two walks and an RBI single that gave Marshall a 4-1 lead in game one against Southern Miss. The freshman hit her second double of the season the next day in game three. In game two at WKU on April 22, Rousseau was brought in to pinch hit in the top of the seventh with one out, one on base and the game tied at 5-5. On the seventh pitch of the at-bat, the freshman right-hander ripped a double to center that scored the run and gave Marshall the lead. Two batters later Rousseau scored to give the Herd a 2-run lead and the eventual 7-5 win.

Finally, in the regular season finale against Middle Tennessee on senior day, Rou stepped up for a pinch hit in the bottom of the seventh with two on base, one out and trailing 1-0. On the second pitch, she ripped a shot into the left-center gap scoring both runners and giving Marshall a double-header sweep of the eventual Conference USA Tournament champion Blue Raiders. On the defensive side, Rousseau caught one at the wall at FAU in game three, taking away a sure extra base hit as the Owls had two runners on base. The catch at the top of the fence ended the inning.

Abigail Tolbert Steps into the Circle

After pitching just one inning in two seasons, **Abigail Tolbert** took a chance to step into the pitching circle and take charge for a team that had lost 2017 Conference USA Pitcher of the Year Jordan Dixon to graduation. Tolbert ended up leading the Herd with 160.2 innings pitched, a 3.49 ERA, 12-11 record, 10 complete games, five shutouts and 86 strikeouts. She earned her first career start against 13th ranked Auburn in the season-opener. She tossed back-to-back-to-back complete game shutouts against Presbyterian (Feb. 24), Winthrop (Feb. 25) and George Washington (March 2). Tolbert may have had her best performance of the season during an ESPN 3 broadcast against the James Madison Dukes, a team just outside of the top 25. The junior right-hander pitched a complete game, three-hit shutout and struck out a career-high seven batters. The Dukes had come in with a powerful offense that was punching out extra base hits all over the field.


Big Shoes to Fill

The Class of 2018 for the Herd saw another group come through with record setters and major contributors that Marshall will look to replace. **Elicia D'Orazio** left with her name throughout the record book including Marshall and Conference USA's all-time leader in stolen bases with 166. **Taylor "The Sniper" McCord** was a leader on and off the field and closed out her time as the program's all-time leader in runners caught stealing (57), second all-time in pickoffs (27) and the most runners combined thrown out with an astounding 84. **Eloise "Weezy" Tribolet** was an exciting outfielder who spent her final two collegiate seasons with the Green and White. In Tribolet's final game for Marshall she went 3-for-3 against WKU in the C-USA Tournament and robbed her second home run of the year. **Jordan Colliflower** worked her way from a walk-on who saw limited time on the field to a regular starter who had a 23-game hitting streak during her senior season, the second longest streak in program history, and was named an All-Conference USA performer. **Madi Marshall** was the 2018 Warrior Award winner named in honor of **Emileigh Cooper**, and set a team pinch-running record in 2017 scoring a run in 10-straight games.

Herd Welcomes Eight Newcomers

Along with a new coaching staff, the players who will have a chance to try and fill those shoes of the graduated seniors are eight new faces with three transfers and five freshmen. Senior outfielder **Hannah Giammarino** came over from Bowling Green for her final season and played high school and travel ball with now fellow classmate **Hayden Ellis**. Junior infielder **Brooke Burns** comes the Herd after two seasons at UNC, and is a former finalist for South Carolina State (HS) Player of the Year. Junior infielder **Sierra Huerta** makes the jump east after spending two incredible seasons at Moorpark College in California.

The freshman class includes a range of athletes in outfielder **Carson Lyon** (Monroe, La.), outfielder **Chloe Lee** (Tampa, Fla.), outfielder **Rachel Pennington** (West Hamlin, W.Va.), catcher **Caitlin Myers** (Charles Town, W.Va.) and pitcher **Mya Stevenson** (Mesquite, Texas). All five received numerous accolades during their prep careers and even walking away with school records.





**Megan
Smith**

**Head Coach
1st Season
North Carolina '99**



On Wednesday July 25, 2017, Megan Smith was named the four head coach in Marshall softball history.

Smith, who sports a career record of 393-265, led the Kansas Jayhawks to six consecutive 30-win seasons and back-to-back appearances in the NCAA Tournament in 2014 and 2015. The 2015 campaign yielded the first 40-win season for the program in 23 years, the best start in school history for the second time in her tenure (12-0) and seven consecutive weeks in the top 25. Her 2013 team recorded the program's highest winning percentage (.680) in 21 years, broke the Big 12 record for batting average (.345), the highest mark in the NCAA that season. In 2012, Kansas had a 20-game win streak and, the year before, boasted an 11.5 game won-loss record improvement, the 16th-best turnaround in NCAA history. The 26-3 mark to open the 2011 season was also the best start in the program's history.

"I am extremely honored and excited to be a part of the Marshall family," said Smith. "There is such a strong history and tradition of success within the softball program and I am humbled to now be a part of that. I want to thank Mike Hamrick for this incredible opportunity for me and my son Cooper. I am eager to get to know the players and to get started this fall!"

At Kansas, she coached one All-American, one academic All-American, 20 All-Big 12 selections, 20 NFCA (National Fastpitch Coaches Association) All-Region selections, 50 All-Big 12 Academic Team honorees, three Big 12 Scholar Athletes of the Year and three student-athletes taken in the NPF (National Pro Fastpitch) Draft. The program also set single-season fielding percentage (2014, .979-second-highest nationally) and home run records during her time as head coach (60, 2011).

Prior to her time in Lawrence, Smith was an assistant for LSU for three seasons, where she helped the Tigers in winning the 2007 SEC Tournament and the Stanford Regional in the NCAA Tournament en route to 55 wins. LSU finished the regular season ranked third in the ESPN/USA Today poll. The following season, the Tigers picked up 44 wins on their way to a #9 national seed in the NCAA Tournament. During her tenure, she mentored two All-Americans and five NFCA All-South Region honorees.

Smith started the softball program at Western Carolina and posted a 41-20 record in WCU's inaugural season, earning 2006 Southern Conference Coach of the Year honors, while leading the Catamounts to the league's regular season title. That season, five student-athletes garnered first-team all-league acclaim, with another on the second team and two more were tabbed on the NFCA Southeast All-Region second team. She also coached the conference's 2006 Pitcher of the Year and Freshman of the Year. WCU broke the league's single-season home run record (81) that year, part of an explosive offensive season for the program (third in the nation in home runs per game, 14th in slugging percentage, 19th in scoring).

She also had assistant coaching stops at her alma mater North Carolina (2004), where she helped the Tar Heels reach the NCAA Tournament, and at Charlotte in 2003.

Her first head coaching position came at Young Harris College in Georgia, where she put up a 79-41 record over two seasons.

"We are very much looking forward to Megan leading our softball program," said Marshall Director of Athletics Mike Hamrick. "She is a proven winner and has a reputation for helping mold top-quality student-athletes. Our program is eager for her arrival in Huntington."

Smith, who is an NCAA Division I Softball Committee member, graduated from North Carolina in May 1999 with a Bachelor of Arts in Physical Education and Recreation Studies. She received her Master of Science in Human Performance and Sport Studies from Tennessee in August of 2000.

A Walkertown, N.C. native, Smith and the late Paul Buske have one son, Cooper.

What They're Saying about Megan Smith

Yvette Girouard, Former LSU Softball Head Coach and NFCA Hall of Fame Inductee


"Megan Smith will be a tireless worker for the Thundering Herd. She is the epitome of trying to do things the right way on and off the field for her student-athletes. A great recruiter who, no doubt, will bring talented softball players to Marshall, Megan is a great hire for the University."

Donna J. Papa, North Carolina Softball Head Coach and NFCA Hall of Fame Inductee

"Megan Smith is an outstanding hire to continue the tradition of Marshall University Softball. She will bring integrity and a strong work ethic to the program. Megan prides herself on preparation and organization as well as creating a competitive environment. She will look to create a family atmosphere and build and sustain a culture of pride and success that has been a part of Thundering Herd Softball. I have had the opportunity to coach and follow her throughout her coaching career thus far. I couldn't be happier for her and am excited to watch her take the Marshall Softball program forward."

SMITH YEAR-BY-YEAR

Year	School	Record	Conference	Post Season
2001	Young Harris	34-25		NJCAA Regional Runner-up
2002	Young Harris	45-16		NJCAA Regional Runner-up
2005	W. Carolina	0-0		Start of the program
2006	W. Carolina	41-20	16-4	1st Southern Conference
2010	Kansas	21-35	2-16	10th Big 12
2011	Kansas	31-22	2-16	10th Big 12
2012	Kansas	31-20	6-17	9th Big 12
2013	Kansas	34-16	9-8	4th Big 12
2014	Kansas	34-23	7-11	5th Big 12/NCAA Regionals (1-2)
2015	Kansas	40-15	8-10	5th Big 12/NCAA Regionals (2-2)
2016	Kansas	31-20	8-9	4th Big 12
2017	Kansas	24-28	3-14	7th Big 12
2018	Kansas	27-25	2-16	7th Big 12
2019	Marshall	4-1		
Record 13yrs		397-266	63-121	
Record Div. I-III yrs		318-225	63-121	
At Marshall 1st-yr		4-1	0-0	



WELCOME


COACH

Megan Smith

HEAD SOFTBALL COACH

KANSAS JAYHAWKS 2010-18

- SIX 30+ WIN SEASONS
- ONE 40 WIN SEASON
- NCAA REGIONALS IN 2014 & 2015



Grand Larceny on the Bases

Marshall has recorded 2,285 total stolen bases in program history going back to 1994 averaging 91.04 per season (through end of 2018). The Herd is out to a great start with 9 through the first five games.

Marshall has been ranked more times in the Top 10 in the country than any other school since 2000 and has been in the Top 10 every year since 2009.

1. Marshall – 11 (3 times led the country)

2. Alabama – 7

T3. Miss. Valley State, Baylor, Prairie View & Akron – 6

T5. Southern U. & Jackson State – 5

T9. Alcorn & Loyola-Chicago – 4

Marshall has led the country in stolen bases per game three times – 2011, 2015 & 2017 (the only program to do so since 2000) and finished second in 2012 & 2013. Only Alabama (2007 & 2009) and Prairie View A&M (2001 & 2003) have led the country twice since 2000. Marshall set the team mark in 2017 with 162.

Morgan Zerkle (2015) and Elicia D'Orazio (2017) both won the Golden Shoe Award which is given annually to the nation's leader in stolen bases. Zerkle led the country with .94 per game and D'Orazio racked up 1.09 per game.

Marshall shattered the program record for steals in a game with 16 against Delaware State on March 5, 2017. The old mark was 11 steals at Middle Tennessee State April 10, 2015. Thieves in the game: Morgan Zerkle (5), Shaelynn Braxton (4), Eloise Tribolet (2), Abigail Estrada (2), Elicia D'Orazio (2) and Hayden Ellis (1).

Marshall has reached double-digits for steals in a single game five times in program history. One game in each season since 2014: 10 at UNC Wilmington (3/20/14), 11 at Middle Tennessee (4/10/15), 10 vs. Toledo (3/15/16), 16 vs. Delaware State (3/5/17), 11 vs. UMass-Lowell (2/17/18).

Prior to the 2018 season, Marshall was the only team in Conference USA to have more than one player with 100 or more career steals. After the 2018 season Florida Atlantic now has two players over the century mark.

Elicia D'Orazio (2015-18) - 166 All-time Conference USA Leader

Morgan Zerkle (2014-17) – 162 **2nd all-time in C-USA**

Kaelynn Greene (2013-16) – 141 **3rd all-time in C-USA**

Sierra Davenport (2001-04) – 130 (All in the MAC)

Ashley Gue (2010-2013) – 113 **7th all-time in C-USA**

Jessica Hughes (2008-12) – 103 **9th all-time in C-USA**

Sierra Davenport is still the Mid-American Conference's all-time leader in career stolen bases.

In 2017, D'Orazio shattered the Herd's single season mark of 51 steals with 59. The junior base-stealer also broke the 17-year old Conference USA record of 57 set by Chrystal Stevens of Southern Miss. Stevens set the record in 76 games back in 2000. D'Orazio broke the record in just 53 games.

Marshall has recorded over 100 steals in a season 12 times and following 2018, now 10 seasons in a row.

In Marshall's record-breaking season of 2017, six players combined for 40 Multi-SB games: Elicia D'Orazio 17, Morgan Zerkle 13, Eloise Tribolet 3, Abigail Estrada 3, Taylor McCord 3 & Shaelynn Braxton 1

15 different players have stolen at least 20 bases in a season since 2000:

2018 - 1 (Elicia D'Orazio 44)

2017 - 2 (Elicia D'Orazio 59 & Morgan Zerkle 39)

2016 - 3 (Kaelynn Greene 51, Elicia D'Orazio 39 & Morgan Zerkle 28)

2015 - 4 (Morgan Zerkle 47, Kaelynn Greene 27, Elicia D'Orazio 24 & Shae Braxton 20)

2014 - 2 (Morgan Zerkle 48 & Kaelynn Greene 31)

2013 - 2 (Ashley Gue 36 & Kaelynn Greene 32)

2012 - 3 (Ashley Gue 32, Taylor Thompson 29 & Jessica Hughes 23)

2011 - 4 (Jessica Hughes 23, Morgan Cottrell 23, Ashley Gue 21 & Taylor Thompson 21)

2010 - 2 (Jessica Hughes 31 & Ashley Gue 24)

2009 - 2 (Melissa Loesing 27 & J.J. Bitner 23)

2008 - 0

2007 - 1 (J.J. Bitner 31)

2006 - 0

2005 - 2 (Noelle Adams 22 & Jessica Williams 20)

2004 - 2 (Sierra Davenport 41 & Amanda Williams 35)

2003 - 2 (Sierra Davenport 40 & Amanda Williams 22)

2002 - 2 (Nichole Corrigan 27 & Sierra Davenport 26)

2001 - 1 (Sierra Davenport 23)

2000 - 0

Most Times of 20 or more Steals

4 Seasons - Sierra Davenport, Ashley Gue, Kaelynn Greene, Morgan Zerkle & Elicia D'Orazio

3 Seasons - Jessica Hughes

2 Seasons - Amanda Williams, J.J. Bitner & Taylor Thompson

1 Season - Nichole Corrigan, Noelle Adams, Jessica Williams, Melissa Loesing, Morgan Cottrell & Shae Braxton

Season Trends/Last Time

MARSHALL'S RECORD WHEN...

at Home	0-0
Away	1-0
Neutral	3-1
Conference	0-0
Non-Conference	4-1

Record	4-1
Longest winning streak	3
Longest losing streak	1
Current streak	W - 1
Largest margin of victory	9
Largest margin of loss	1

One-Run Games	1-1
Two-Run Games	0-0
Three-Four Run Games	2-0
Five-Plus Run Games	1-0

Scoring zero-two runs	0-0
Scoring three-five runs	1-1
Scoring six-nine runs	2-0
Scoring 10+ runs	1-0

Out hit the opponent	4-1
Gets out hit by opponent	0-0
Hits are Even	0-0
Records five or fewer hits	0-0
Records six-nine hits	3-1
Records 10+ hits	1-0

In extra innings	1-0
In shutouts	0-0
Scoring first	4-0
Opponent scores first	0-1
Scoring in first inning	1-0

Ahead after fourth inning	4-0
Ahead after fifth inning	4-0
Ahead after sixth inning	4-0

Trailing after fourth inning	0-1
Trailing after fifth inning	0-1
Trailing after sixth inning	0-1

Tied after fourth inning	0-0
Tied after fifth inning	0-0
Tied after sixth inning	0-0

February	4-1
March	0-0
April	0-0
May	0-0

BY MARSHALL

Scored 10 -14 runs
(10) at San Diego (2/8/19)

Scored 15+ runs
(16) vs. North Texas (4/4/15)

Allowed 10+ runs
(13) at Luisville (5/2/18)

Recorded 10 - 14 hits
(14) vs. UC-Riverside (2/8/19)

Recorded 15+ hits
(15) at UNCG (3/21/17)

Stole 5 - 7 bases
(5) at UTSA (4/7/18)

Stole 8 - 9 bases
(8) at Virginia Tech (4/21/17)

Stole 10+ bases
(11) vs. UMass-Lowell (2/17/18)

Hit four or more doubles
(5) vs. Kent State (2/28/18)

Hit two or more triples
(2) vs. Charlotte (3) (4/15/18)

Hit 2-4 home runs
(2) vs. FIU (3/31/18)

Hit 5+ home runs
(5) vs. Northern Kentucky (4/9/14)

Drew 5 - 9 walks
(7) vs. Portland State (2/10/19)

Drew 10+ walks
(13) vs. Kent State (3/6/11)

Pitched 10 or more strikeouts
(11) vs. Furman (2/9/18)

Held a team without a run
vs. (RV) James Madison (4/18/18)

Beat a top 25 team
at #24 Ohio State (6-1) (4/2/08)

Had Back-to-back HRs
at FIU Taylor McCord & Shaelynn Braxton 2/14/17

Had a Walk-Off HR
vs. Alabama State (4-2) (2/14/17)
Briana Daiss Bottom 8th

Had a Walk-Off Hit
vs. MTSU (2) (5/6/18) (3-2 7th inn)
Hit: Rachel Rousseau (2B)
Run Scored: Abigail Estrada then
Wylie Glover

Had a Walk-Off Stolen Base
vs. Lipscomb (2-1 8th Inn) (2/10/17)
Elicia D'Orazio

Was No-Hit
at No. 12 USF 2/8/13 (330 games)

BY A MARSHALL PLAYER

Had 5+ hits in a game
(5) Morgan Zerkle vs Bucknell
(2/14/15)

Had 4 hits in a game
Elicia D'Orazio vs. UMass-Lowell
(2/17/18)

Scored 3+ runs in a game
(3) Abigail Estrada vs. Missouri (2/17/18)

Drove in 3 - 4 runs in a game
(3) Elicia D'Orazio vs. MTSU (1) (5/6/18)

Drove in 5+ runs in a game
(5) Briana Daiss vs. UTEP (3/12/16)

Hit 3+ doubles in a game
(3) Deanna Tourville vs. Ohio
(4/16/05)

Hit 2+ triples in a game
(2) Amanda Williams vs. Bowling
Green (3/31/04)

Hit 3 home runs in a game
Shaelynn Braxton vs. N. Kentucky
(4/9/14)

Hit 2 home runs in a game
Taylor McCord vs. Presb. (2/24/18)

Walked 4 times in a game
Raquel Escareno vs. Wright State
(4/16/14)

Walked 3 times in a game
Aly Harrell back-to-back games vs. Cal
Poly & UC-Riverside (2/9/19)

Stole 3 - 4 bases in a game
(4) Elicia D'Orazio at UTSA (2) (4/7/18)

Stole 5 bases in a game
Morgan Zerkle vs. Delaware State
(3/5/17)

Pitched 10 or more innings in a game
(11.1) Jordan Dixon vs. Illinois NCAA
Regionals (5/18/13)

Struck out 10 or more batters
(10) Jordan Dixon at Virginia Tech
(4/21/17)

Pitched a No-Hitter
Jordan Dixon vs. WKU C-USA Tourna-
ment
(5/11/17)

The Automated ScoreBook
Overall Statistics for Marshall University (as of Feb 09, 2019)
(All games Sorted by Batting avg)

Record: 4-1 Home: 0-0 Away: 1-0 Neutral: 3-1 Conference: 0-0

Player	avg	gp-gs	ab	r	h	2b	3b	hr	rbi	tb	slg%	bb	hp	so	gdp	ob%	sf	sh	sb-att	po	a	e	fld%
43 HARRELL, Aly	.444	5-5	9	2	4	1	0	0	3	5	.556	11	2	0	0	.773	0	0	0-0	42	0	3	.933
98 DAISS, Briana	.375	4-2	8	0	3	0	0	0	1	3	.375	1	0	1	0	.444	0	1	0-0	0	0	0	.000
3 BROWN, Armani	.364	5-5	22	3	8	0	0	0	3	8	.364	0	0	2	0	.348	1	0	1-2	18	10	2	.933
10 GIAMMARINO, H.	.364	4-4	11	5	4	1	1	0	3	7	.636	2	0	3	0	.462	0	0	1-2	5	2	0	1.000
17 LEE, Chloe	.353	5-5	17	2	6	0	0	0	2	6	.353	2	0	3	0	.421	0	1	3-3	6	0	1	.857
27 ROUSSEAU, Rachel	.333	5-5	18	4	6	3	0	0	4	9	.500	2	0	2	0	.400	0	1	1-1	4	0	0	1.000
55 BURCH, Blakely	.333	5-4	15	3	5	0	1	0	1	7	.467	1	3	2	0	.474	0	2	0-0	5	12	5	.773
4 HUERTA, Sieraa	.333	5-5	12	5	4	0	0	0	1	4	.333	3	2	1	0	.529	0	2	0-1	6	13	3	.864
23 STEVENSON, Mya	.286	3-3	7	2	2	0	0	0	1	2	.286	1	1	1	0	.444	0	0	0-0	0	0	0	.000
44 ADAMS, Katie	.286	4-2	7	1	2	0	0	0	0	2	.286	1	1	0	0	.444	0	0	0-0	7	1	2	.800
14 ELLIS, Hayden	.222	5-4	9	2	2	1	0	0	4	3	.333	3	0	1	0	.357	2	1	0-0	18	1	1	.950

16 ESTRADA, Abigail	.250	3-1	4	0	1	0	0	0	0	1	.250	0	0	0	0	.250	0	0	1-1	0	0	1	.000
1 LOOSE, Samantha	.000	2-1	1	0	0	0	0	0	0	0	.000	0	0	1	0	.000	0	0	0-0	0	0	0	.000
2 BURNS, Brooke	.000	1-0	0	1	0	0	0	0	0	0	.000	0	0	0	0	.000	0	0	0-0	0	0	0	.000
21 PENNINGTON, Rachel	.000	4-0	0	2	0	0	0	0	0	0	.000	0	0	0	0	.000	0	0	2-2	0	0	0	.000
Totals	.336	5	140	32	47	6	2	0	23	57	.407	27	9	17	0	.464	3	8	9-12	111	50	18	.899
Opponents	.187	5	139	17	26	5	0	0	12	31	.223	16	4	21	0	.289	0	4	6-7	111	51	10	.942

LOB - Team (46), Opp (37). DPs turned - Team (2), Opp (2). IBB - Team (0), Opp (1). Picked off - HARRELL, A. 1.

(All games Sorted by Earned run avg)

Player	era	w-l	app	gs	cg	sho	sv	ip	h	r	er	bb	so	2b	3b	hr	b/avg	wp	hp	bk	sfa	sha
77 WILLIAMSON, Kailee	0.00	1-0	4	1	1	0/0	1	17.0	9	4	0	2	10	2	0	0	.150	0	2	0	0	0
0 TOLBERT, Abigail	3.18	2-0	3	3	1	0/0	0	17.0	13	9	6	9	9	3	0	0	.191	2	1	0	0	2

7 BURDETTE, Ali	0.00	1-0	1	0	0	0/0	0	3.0	4	2	0	3	2	0	0	0	.400	2	0	0	0	2
23 STEVENSON, Mya	0.00	0-1	1	1	0	0/0	0	0.0	0	2	0	2	0	0	0	0	.000	2	1	0	0	0
Totals	1.46	4-1	5	5	2	0/0	1	37.0	26	17	6	16	21	5	0	0	.187	6	4	0	0	4
Opponents	5.11	1-4	5	5	1	0/0	0	37.0	47	32	21	27	17	6	2	0	.336	6	9	0	3	8

Pickoffs - Team (0), Opp (1). SBA/ATT - ELLIS, H. (5-5), WILLIAMSON, K (3-4), TOLBERT, A. (3-3), ADAMS, K. (1-2).

The Automated ScoreBook
Overall Statistics for Marshall University (as of Feb 09, 2019)
(All games Sorted by Fielding pct)

Player	c	po	a	e	fld%	dp	sba	csb	sba%	pb	ci
10 GIAMMARINO, H.	7	5	2	0	1.000	0	0	0	.000	0	0
0 TOLBERT, Abigail	7	0	7	0	1.000	0	3	0	1.000	0	0
27 ROUSSEAU, Rachel	4	4	0	0	1.000	0	0	0	.000	0	0
77 WILLIAMSON, Kailee	4	0	4	0	1.000	0	3	1	.750	0	0
14 ELLIS, Hayden	20	18	1	1	.950	0	5	0	1.000	0	0
43 HARRELL, Aly	45	42	0	3	.933	2	0	0	.000	0	0
3 BROWN, Armani	30	18	10	2	.933	1	0	0	.000	0	0
4 HUERTA, Sieraa	22	6	13	3	.864	0	0	0	.000	0	0
17 LEE, Chloe	7	6	0	1	.857	0	0	0	.000	0	0
44 ADAMS, Katie	10	7	1	2	.800	0	1	1	.500	0	0
55 BURCH, Blakely	22	5	12	5	.773	0	0	0	.000	0	0
16 ESTRADA, Abigail	1	0	0	1	.000	0	0	0	.000	0	0
1 LOOSE, Samantha	0	0	0	0	.000	0	0	0	.000	0	0
23 STEVENSON, Mya	0	0	0	0	.000	0	0	0	.000	0	0
21 PENNINGTON, Rachel	0	0	0	0	.000	0	0	0	.000	0	0
2 BURNS, Brooke	0	0	0	0	.000	0	0	0	.000	0	0
98 DAISS, Briana	0	0	0	0	.000	0	0	0	.000	0	0
7 BURDETTE, Ali	0	0	0	0	.000	0	0	0	.000	0	0
Totals	179	111	50	18	.899	2	6	1	.857	0	0
Opponents	172	111	51	10	.942	2	9	3	.750	0	0

Hitting minimums - 1 Games 1 AB 1.0 AB/Game 1 TPA 1.0 TPA/Game

Pitching minimums - 1 Games 1 IP 1 BF 1.0 IP/Game

The Automated ScoreBook
Game Results for Marshall University (as of Feb 10, 2019)
(All games)

Date	Opponent		Score	Inns	Overall	Conference	Pitcher of record	Attend	Time
Feb 08, 2019	vs UC Riverside	w	5-2	7	1-0-0	0-0-0	TOLBERT, A. (W 1-0)	113	2:07
Feb 08, 2019	at San Diego	w	10-1	7	2-0-0	0-0-0	WILLIAMSON,K (W 1-0)	173	2:44
Feb 09, 2019	vs Cal Poly	w	6-5	(9)	3-0-0	0-0-0	BURDETTE, A. (W 1-0)	115	3:20
Feb 09, 2019	vs UC Riverside	L	4-5	7	3-1-0	0-0-0	STEVENSON,M. (L 0-1)	111	1:59
Feb 10, 2019	vs Portland State	w	7-4	7	4-1-0	0-0-0	TOLBERT, A. (W 2-0)	107	2:25

() extra inning game

The Automated ScoreBook
Team Game-by-Game for Marshall University (as of Feb 10, 2019)
Batting (All games)

Date	Opponent	ab	r	h	rbi	2b	3b	hr	tb	bb	ibb	sb	cs	hbp	sac	sf	qdp	k	po	a	e	lob	avg
Feb 08	vs UC Riverside	30	5	14	4	2	0	0	16	3	0	4	0	2	1	0	0	1	21	13	3	10	.467
Feb 08	at San Diego	28	10	8	6	2	1	0	12	8	0	0	1	2	1	0	0	9	21	7	1	8	.379
Feb 09	vs Cal Poly	28	6	9	5	0	0	0	9	4	0	1	2	3	4	3	0	4	27	7	5	11	.360
Feb 09	vs UC Riverside	28	4	8	3	1	0	0	9	5	0	0	0	0	0	0	0	1	21	10	6	8	.342
Feb 10	vs Portland State	26	7	8	5	1	1	0	11	7	0	4	0	2	2	0	0	2	21	13	3	9	.336
Totals		140	32	47	23	6	2	0	57	27	0	9	3	9	8	3	0	17	111	50	18	46	.336

The Automated ScoreBook
Team Game-by-Game for Marshall University (as of Feb 10, 2019)
Pitching (All games)

Date	Opponent	ip	h	r	er	bb	so	2b	3b	hr	wp	bk	hbp	dp	ibb	score	w-l	sv	era
Feb 08	vs UC Riverside	7.0	7	2	1	2	2	1	0	0	0	0	1	0	0	5-2	1-0	0	1.29
Feb 08	at San Diego	7.0	4	1	0	1	2	0	0	0	0	0	1	0	0	10-1	2-0	0	0.64
Feb 09	vs Cal Poly	9.0	8	5	3	5	5	0	0	0	4	0	0	1	1	6-5	3-0	0	1.57
Feb 09	vs UC Riverside	7.0	3	5	0	3	7	2	0	0	2	0	1	0	0	4-5	3-1	0	1.20
Feb 10	vs Portland State	7.0	4	4	2	5	5	2	0	0	0	0	1	1	0	7-4	4-1	1	1.46
Totals		37.0	26	17	6	16	21	5	0	0	6	0	4	2	1	32-17	4-1	1	1.46



00 Senior - Abigail Tolbert P/UT										Barboursville, West Virginia									
Career Highs										Season Highs									
IP: 9.2 at UAB 3/11/18										IP: 7 vs UC-Riverside 2/8									
Ks: 7 (2x) last vs. James Madison 4/18/18										Ks: 4 vs. Portland State 2/10									
2+ Strikeout Games: 25										2+ Strikeout Games: 3									
5+ Strikeout Games: 7										5+ Strikeout Games: 0									
10+ Strikeout Games:										10+ Strikeout Games:									
3+ Innings Pitched Games: 28										3+ Innings Pitched Games: 3									
5+ Innings Pitched Games: 21										5+ Innings Pitched Games: 2									
1st career win 2/24/18 vs. Presbyterian, 8-0										1st win of year 2/8 vs. UC-Riverside, 5-2									
1st career save 3/17/18 vs. Southern Miss																			
Streaks:																			
1 Strikeout Career: 9 (4/15-5/6)																			
Current: 3 (2/8-10)																			
2+ Strikeouts: 7 (4/15-28)																			
Current: 3 (2/8-10)																			
5+ Strikeouts: 2 (2/24-2/25 & 4/18-4/21)																			
Current: 0																			
10+ Strikeouts:																			
Current:																			
3+ IP: 6 (2/23/18-3/4/18)																			
Current: 4 (5/9/18-2/10-19)																			
5+ IP: 6 (2/23/18-3/4/18) 2 (2/8-9)																			
Current: 0																			

#0 TOLBERT, Abigail - 3 games (All games)

Date	Opponent	Pos	AB	R	H	RBI	2B	3B	HR	BB	SB	CS	HBP	SAC	SF	GDP	K	PO	A	E	Avg
Feb 08	vs UC Riverside	*p	0	0	0	0	0	0	0	0	0	0	0	0	0	0	0	0	4	0	.000
Feb 09	vs Cal Poly	*p	0	0	0	0	0	0	0	0	0	0	0	0	0	0	0	0	1	0	.000
Feb 10	vs Portland State	*p	0	0	0	0	0	0	0	0	0	0	0	0	0	0	0	0	2	0	.000
Totals		3gs	0	0	0	0	0	0	0	0	0	0	0	0	0	0	0	0	7	0	.000

On base pct. .000 • Slugging pct. .000

#0 TOLBERT, Abigail - 3 appearances (All games)

Date	Opponent	GS	IP	H	R	ER	BB	SO	2B	3B	HR	WP	BK	HBP	IBB	Score	W-L	Sv	ERA	NP
Feb 08	vs UC Riverside	*	7.0	7	2	1	2	2	1	0	0	0	0	1	0	5-2	1-0	0	1.29	81
Feb 09	vs Cal Poly	*	5.1	3	3	3	2	3	0	0	0	2	0	0	0	6-5	1-0	0	2.92	96
Feb 10	vs Portland State	*	4.2	3	4	2	5	4	2	0	0	0	0	0	0	7-4	2-0	0	3.18	95
Totals		3	17.0	13	9	6	9	9	3	0	0	2	0	1	0	18-11	2-0	0	3.18	-

Abigail Tolbert Career Stats																								
Year	avg	gp-gs	ab	r	h	2b	3b	hr	rbi	tb	slg%	bb	hbp	so	gdp	ob%	sf	sh	sb-att	po	a	e	fld%	
2016	.000	1-0	1	0	0	0	0	0	0	0	.000	0	0	0	0	.000	0	0	0-0	0	0	0	.000	
2017	.000	1-0	0	0	0	0	0	0	0	0	.000	0	0	0	0	.000	0	0	0-0	0	0	0	.000	
2018	.000	0-0	0	0	0	0	0	0	0	0	.000	0	0	0	0	.000	0	0	0-0	5	26	2	.939	
2019	.000	0-0	0	0	0	0	0	0	0	0	.000	0	0	0	0	.000	0	0	0-0	0	7	0	1.000	
TOTAL	.000	2-0	1	0	0	0	0	0	0	0	.000	0	0	0	0	.000	0	0	0-0	5	33	2	.950	
Year	era	w-l	app	qs	cq	sho	sv	ip	h	r	er	bb	so	2b	3b	hr	bf	bavg	wp	hbp	bk	sfa	sha	
2016	27.00	0-0	1	0	0	0/0	0	1.0	2	4	3	2	1	0	0	1	7	.400	0	0	0	0	0	
2018	4.48	12-11	39	30	10	5/1	1	160.2	170	89	80	72	86	25	4	15	725	.274	8	13	0	6	14	
2019	3.18	2-0	3	3	1	0/0	0	17.0	13	9	6	9	9	3	0	0	80	.191	2	1	0	0	2	
TOTAL	4.48	14-11	43	33	11	5/1	1	178.2	185	102	89	83	96	28	4	16	812	.267	10	14	0	6	16	



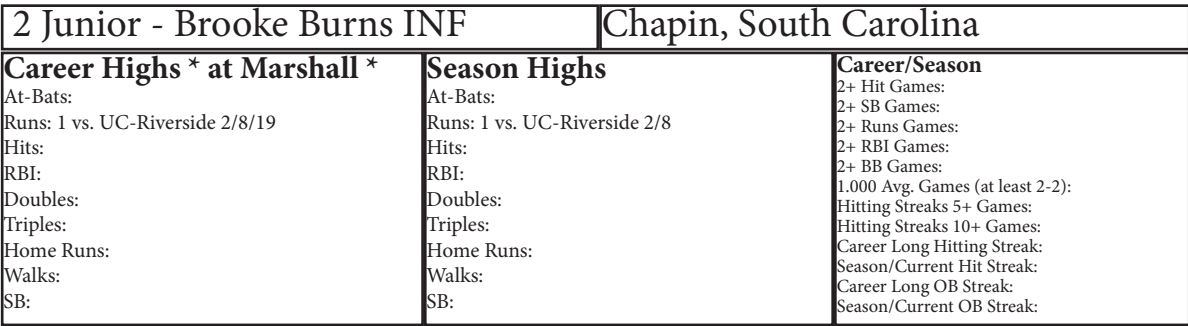
1 Senior - Samantha Loose INF										Anaheim Hills, California									
Career Highs										Season Highs									
At-Bats: 4 (2x) last at UAB 4/2/16										At-Bats: 1 at San Diego 2/8									
Runs: 2 vs. UMES 3/4/16										Runs:									
Hits: 2 (3x) last at vs. Wright State 4/6/16										Hits:									
RBI: 2 at Wright State 4/6/16										RBI:									
Doubles: 1 (7x) last at FAU 4/16/16										Doubles:									
Triples: N/A										Triples:									
Home Runs: N/A										Home Runs:									
Walks: 1 (7x) last vs. SFU 4/3/18										Walks:									
SB: 1 vs. UTEP 3/12/16										SB:									
Career/Season																			
2+ Hit Games: 3/0																			
2+ SB Games: N/A																			
2+ Runs Games: 1/0																			
2+ RBI Games: 1/0																			
1.000 Avg. Games (at least 2-2): 1/0																			
Hitting Streaks 5+ Games: N/A																			
Hitting Streaks 10+ Games: N/A																			
Career Long Hitting Streak: 3 (2x '16)																			
Season/Current Hit Streak: 1/0																			
Career Long OB Streak: 10																			
Season/Current OB Streak: 1/0																			

#1 LOOSE, Samantha - 2 games (All games)

Date	Opponent	Pos	AB	R	H	RBI	2B	3B	HR	BB	SB	CS	HBP	SAC	SF	GDP	K	PO	A	E	Avg
Feb 08	at San Diego	ph	1	0	0	0	0	0	0	0	0	0	0	0	0	0	1	0	0	0	.000
Feb 09	vs UC Riverside	*3b	0	0	0	0	0	0	0	0	0	0	0	0	0	0	0	0	0	0	.000
Totals		1gs	1	0	0	0	0	0	0	0	0	0	0	0	0	0	1	0	0	0	.000

On base pct. .000 • Slugging pct. .000

Samantha Loose Career Stats																							
Year	avg	gp-gs	ab	r	h	2b	3b	hr	rbi	tb	slg%	bb	hbp	so	gdp	ob%	sf	sh	sb-att	po	a	e	fld%
2016	.258	45-38	93	8	24	7	0	0	6	31	.333	3	7	12	0	.330	0	0	1-2	69	36	5	.955
2017	.083	15-0	12	0	1	0	0	0	2	1	.083	1	1	4	0	.214	0	0	0-0	0	0	0	.000
2018	.063	17-4	16	3	1	0	0	0	0	1	.063	3	0	5	0	.211	0	1	0-0	9	1	1	.909
2019	.000	2-1	1	0	0	0	0	0	0	0	.000	0	0	1	0	.000	0	0	0-0	0	0	0	.000
TOTAL	.213	79-43	122	11	26	7	0	0	8	33	.270	7	8	22	0	.299	0	1	1-2	78	37	6	.950



Career Hitting Statistics

	AVG	GP	GS	AB	R	H	2B	3B	HR	RBI	SLG%	BB	HBP	SO	GDP	OB%	SF	SH	SB	PO	A	E	FLD%
2017	.000	30	2	6	5	0	0	0	0	0	.000	1	0	4	0	.143	0	0	0	2	2	1	.800
2018	.250	8	0	4	2	1	0	0	0	0	.250	1	0	2	0	.400	0	0	0	0	0	0	.000
Total	.100	38	2	10	7	1	0	0	0	0	.100	2	0	6	0	.250	0	0	0	2	2	1	.800

[illegible]

On base pct. .000 • Slugging pct. .000

Brooke Burns Career Stats																							
Year	avg	gp-gs	ab	r	h	2b	3b	hr	rbt	tb	slg%	bb	hbp	so	gdp	ob%	sf	sh	sb-att	po	a	e	fld%
2019	.000	1-0	0	1	0	0	0	0	0	0	.000	0	0	0	0	.000	0	0	0-0	0	0	0	.000
TOTAL	.000	1-0	0	1	0	0	0	0	0	0	.000	0	0	0	0	.000	0	0	0-0	0	0	0	.000



3 Sophomore - Armani Brown INF										Elk Grove, California									
Career Highs										Season Highs									
At-Bats: 5 (2x) last vs. Portland State 2/10/19										At-Bats: 5 (2x) last vs. Portland State 2/10									
Runs: 1 (6x) last vs. UC-Riverside 2/9/19										Runs: 1 (3x) last vs. UC-Riverside 2/9									
Hits: 3 vs. UC-Riverside 2/8/19										Hits: 3 vs. UC-Riverside 2/8									
RBI: 1 (6x) last vs. Portland State 2/10/19										RBI: 1 (3x) last vs. Portland State 2/10									
Doubles:										Doubles:									
Triples:										Triples:									
Home Runs:										Home Runs:									
Walks: 1 vs. Missouri 2/17/18										Walks:									
SB: 1 (4x) last vs. UC-Riverside 2/8/19										SB: 1 vs. UC-Riverside 2/8									
Career/Season																			
2+ Hit Games: 3/2																			
2+ SB Games: 0/0																			
2+ Runs Games: 0/0																			
2+ RBI Games: 0/0																			
1,000 Avg. Games (at least 2-2):																			
Hitting Streaks 5+ Games: 1/1																			
Hitting Streaks 10+ Games:																			
Career Long Hitting Streak: 5 (current)																			
Season/Current Hit Streak: 5/5																			
Career Long OB Streak: 5 (2x)																			
Season/Current OB Streak: 5/5																			

#3 BROWN, Armani - 5 games (All games)

Date	Opponent	Pos	AB	R	H	RBI	2B	3B	HR	BB	SB	CS	HBP	SAC	SF	GDP	K	PO	A	E	Avg
Feb 08	vs UC Riverside	*2b	4	1	3	1	0	0	0	0	1	0	0	0	0	0	0	1	4	0	.750
Feb 08	at San Diego	*2b	5	1	1	0	0	0	0	0	0	0	0	0	0	0	1	4	2	0	.444
Feb 09	vs Cal Poly	*2b	4	0	2	1	0	0	0	0	0	1	0	0	1	0	1	6	0	0	.462
Feb 09	vs UC Riverside	*2b	4	1	1	0	0	0	0	0	0	0	0	0	0	0	0	1	2	0	.412
Feb 10	vs Portland State	*2b	5	0	1	1	0	0	0	0	0	0	0	0	0	0	0	6	2	2	.364
Totals		5gs	22	3	8	3	0	0	0	0	1	1	0	0	1	0	2	18	10	2	.364

On base pct. .348 • Slugging pct. .364

Armani Brown Career Stats

Year	avg	gp-gs	ab	r	h	2b	3b	hr	rbi	tb	slg%	bb	hbp	so	gdp	ob%	sf	sh	sb-att	po	a	e	fld%
2018	.357	6-4	14	3	5	0	0	0	3	5	.357	1	0	1	0	.400	0	0	3-3	9	7	1	.941
2019	.364	5-5	22	3	8	0	0	0	3	8	.364	0	0	2	0	.348	1	0	1-2	18	10	2	.933
TOTAL	.361	11-9	36	6	13	0	0	0	6	13	.361	1	0	3	0	.368	1	0	4-5	27	17	3	.936



4 Junior - Sierra Huerta INF	Fillmore, California
Career/Season Highs At-Bats: 4 vs. UC-Riverside 2/8 Runs: 2 at San Diego 2/8 Hits: 2 vs. UC-Riverside 2/9 RBI: 1 vs. UC-Riverside 2/9 Doubles: Triples: Home Runs: Walks: 2 at San Diego 2/8 SB:	2+ Hit Games: 1 2+ HR Games: 2+ Runs Games: 1 2+ RBI Games: 2+ BB Games: 1 1.000 Avg. Games (at least 2-2): Hitting Streaks 5+ Games: Hitting Streaks 10+ Games: Season/Current Hit Streak: 2/0 Season/Current OB Streak: 5/5

#4 HUERTA, Sieraa - 5 games (All games)

Date	Opponent	Pos	AB	R	H	RBI	2B	3B	HR	BB	SB	CS	HBP	SAC	SF	GDP	K	PO	A	E	Avg
Feb 08	vs UC Riverside	*ss	4	0	1	0	0	0	0	0	0	0	0	0	0	0	0	2	3	0	.250
Feb 08	at San Diego	*ss	1	2	0	0	0	0	0	2	0	1	1	0	0	0	0	0	2	0	.200
Feb 09	vs Cal Poly	*ss	2	1	1	0	0	0	0	0	0	0	0	2	0	0	1	1	1	1	.286
Feb 09	vs UC Riverside	*ss	3	1	2	1	0	0	0	0	0	0	0	0	0	0	0	1	3	2	.400
Feb 10	vs Portland State	*ss	2	1	0	0	0	0	0	1	0	0	1	0	0	0	0	2	4	0	.333
Totals		5gs	12	5	4	1	0	0	0	3	0	1	2	2	0	0	1	6	13	3	.333

On base pct. .529 • Slugging pct. .333

Sierra Huerta Career Stats																							
Year	avg	gp-gs	ab	r	h	2b	3b	hr	rbi	tb	slg%	bb	hbp	so	gdp	ob%	sf	sh	sb-att	po	a	e	fld%
2019	.333	5-5	12	5	4	0	0	0	1	4	.333	3	2	1	0	.529	0	2	0-1	6	13	3	.864
TOTAL	.333	5-5	12	5	4	0	0	0	1	4	.333	3	2	1	0	.529	0	2	0-1	6	13	3	.864



7 Senior - Ali Burdette P/UT

Buffalo, West Virginia

Career/Season Highs

IP: 7.0 (2x) last vs. MTSU 5/6/18 | 3 vs. Cal Poly 2/9
Ks: 5 (3x) last vs. Tennessee Tech 2/10/18 | 2 vs. Cal Poly
2+ Strikeout Games: 30/1
5+ Strikeout Games: 3/0
10+ Strikeout Games:
3+ Innings Pitched Games: 39/1
5+ Innings Pitched Games: 13/0
1st career win 2/19/16 vs. LIU Brooklyn 10-2
1st career save 5/6/18 vs. MTSU

Career/Season Highs

At-Bats: 4 (4x) last vs. WKU 3/25/17 |
Runs: 1 (6x) last vs. vs. Delaware State 3/5/17 |
Hits: 3 at FIU 4/14/17 |
RBI: 4 vs. Delaware State 3/5/17 |
Doubles: 1 (5x) last vs. WKU 5/11/17 |
Triples: N/A |
Home Runs: 1 (3x) last vs. Delaware State 3/5/17 |
Walks: 2 at USC Upstate 2/23/18 |
SB: 1 (2x) last at FIU 4/15/17 |

#7 BURDETTE, Ali - 1 appearance (All games)

Date	Opponent	GS	IP	H	R	ER	BB	SO	2B	3B	HR	WP	BK	HBP	IBB	Score	W-L	Sv	ERA	NP
Feb 09	vs Cal Poly		3.0	4	2	0	3	2	0	0	0	2	0	0	1	6-5	1-0	0	0.00	46
Totals		0	3.0	4	2	0	3	2	0	0	0	2	0	0	1	6-5	1-0	0	0.00	-

Ali Burdette Career Stats																							
Year	avg	gp-gs	ab	r	h	2b	3b	hr	rbi	tb	slg%	bb	hbp	so	gdp	ob%	sf	sh	sb-att	po	a	e	fld%
2016	.233	20-14	43	3	10	1	0	1	4	14	.326	4	0	11	0	.298	0	0	0-0	4	20	1	.960
2017	.243	40-21	74	3	18	4	0	2	11	28	.378	3	0	13	1	.273	0	0	2-2	2	8	0	1.000
2018	.333	3-1	3	1	1	0	0	0	2	1	.333	2	0	1	0	.600	0	0	0-0	0	31	1	.969
TOTAL	.242	63-36	120	7	29	5	0	3	17	43	.358	9	0	25	1	.295	0	0	2-2	6	59	2	.970
Year	era	w-l	app	qs	cq	sho	sv	ip	h	r	er	bb	so	2b	3b	hr	bf	bavq	wp	hbp	bk	sfa	sha
2016	5.74	5-6	25	8	2	1/0	0	69.0	108	54	44	20	30	14	3	7	343	.346	2	2	0	2	6
2017	4.70	5-0	16	5	0	0/2	0	46.0	67	30	24	21	26	3	1	3	230	.333	5	3	0	1	4
2018	5.24	4-9	33	5	1	0/1	1	91.0	112	66	53	33	46	21	0	8	426	.304	2	8	0	5	12
2019	0.00	1-0	1	0	0	0/0	0	3.0	4	2	0	3	2	0	0	0	15	.400	2	0	0	0	2
TOTAL	5.21	15-15	75	18	3	1/3	1	209.0	291	152	121	77	104	38	4	18	1014	.327	11	13	0	8	24



10 Senior - Hannah Giammarino OF	Amanda, Ohio
Career/Season Highs *at Marshall* At-Bats: 3 (3x) last vs. Portland State 2/10 Runs: 2 vs. Portland State 2/10 Hits: 1 (4x) last vs. Portland State 2/10 RBI: 2 vs. Portland State 2/10 Doubles: 1 vs. UC-Riverside 2/9 Triples: 1 vs. Portland State 2/10 Home Runs: Walks:1 (2x) last vs. Portland State 2/10 SB: 1 vs. Portland State 2/10	2+ Hit Games: 2+ HR Games: 2+ Runs Games: 1 2+ RBI Games: 1 2+ BB Games: 1.000 Avg. Games (at least 2-2): Hitting Streaks 5+ Games: Hitting Streaks 10+ Games: Season/Current Hit Streak: 4/4 Season/Current OB Streak: 4/4

Bowling Green stats

Bowling Green stats					Career Hitting Statistics																		
	AVG	GP	GS	AB	R	H	2B	3B	HR	RBI	SLG%	BB	HBP	SO	GDP	OB%	SF	SH	SB	PO	A	E	FLD%
2016	.255	28	20	51	10	13	3	0	1	9	.373	7	0	15	0	.345	0	3	1	23	4	5	.844
2017	.250	49	47	112	18	28	1	0	1	9	.286	14	2	32	0	.344	0	8	8	68	3	4	.947
2018	.306	21	12	36	7	11	2	1	1	4	.500	3	0	8	0	.359	0	3	1	19	2	2	.913
Total	.261	98	79	199	35	52	6	1	3	22	.347	24	2	55	0	.347	0	14	10	110	9	11	.915

#10 GIAMMARINO, H. - 4 games (All games)

Date	Opponent	Pos	AB	R	H	RBI	2B	3B	HR	BB	SB	CS	HBP	SAC	SF	GDP	K	PO	A	E	Avg
Feb 08	at San Diego	*of	3	1	1	0	0	0	0	0	0	0	0	0	0	0	1	3	0	0	.333
Feb 09	vs Cal Poly	*of	3	1	1	0	0	0	0	0	0	1	0	0	0	0	1	1	2	0	.333
Feb 09	vs UC Riverside	*of	2	1	1	1	1	0	0	1	0	0	0	0	0	0	0	1	0	0	.375
Feb 10	vs Portland State	*of	3	2	1	2	0	1	0	1	1	0	0	0	0	0	1	0	0	0	.364
Totals		4gs	11	5	4	3	1	1	0	2	1	1	0	0	0	0	3	5	2	0	.364

On base pct. .462 • Slugging pct. .636

Hannah Giammarino Career Stats

Year	avg	gp-gs	ab	r	h	2b	3b	hr	rbi	tb	slg%	bb	hbp	so	gdp	ob%	sf	sh	sb-att	po	a	e	fld%
2019	.364	4-4	11	5	4	1	1	0	3	7	.636	2	0	3	0	.462	0	0	1-2	5	2	0	1.000
TOTAL	.364	4-4	11	5	4	1	1	0	3	7	.636	2	0	3	0	.462	0	0	1-2	5	2	0	1.000



14 Senior - Hayden Ellis C										Ashville, Ohio									
Career Highs										Season Highs									
At-Bats: 4 (4x) last vs. Delaware State 3/5/17										At-Bats: 3 (2x) last vs. Portland State 2/10									
Runs: 2 (2x) last vs. MTSU 4/24/16										Runs: 1 (2x) last vs. Portland State 2/10									
Hits: 2 (2x) last vs. Furman 2/10/17										Hits: 1 (2x) last vs. Portland State 2/10									
RBI: 2 (5x) last vs. Cal Poly 2/9/19										RBI: 2 vs. Cal Poly 2/9									
Doubles: 1 (8x) last vs. Portland State 2/10/19										Doubles: 1 vs. Portland State 2/10									
Triples: 1 vs. La. Tech 5/11/16										Triples:									
Home Runs: 1 at Liberty 4/13/16										Home Runs:									
Walks: 2 vs. Lipscomb 2/11/17										Walks: 1 (3x) last vs. Portland State 2/10									
SB: 1 vs. Delaware State 3/5/17										SB:									
Career/Season																			
2+ Hit Games: 2/0																			
2+ SB Games:																			
2+ Runs Games: 2/0																			
2+ RBI Games: 4/1																			
2+ BB Games: 1/0																			
1,000 Avg. Games (at least 2-2):																			
Hitting Streaks 5+ Games:																			
Hitting Streaks 10+ Games:																			
Career Long Hitting Streak: 3 ('16)																			
Season/Current Hit Streak: 1/1																			
Career Long OB Streak: 4 ('17)																			
Season/Current OB Streak: 2/2																			

#14 ELLIS, Hayden - 5 games (All games)

Date	Opponent	Pos	AB	R	H	RBI	2B	3B	HR	BB	SB	CS	HBP	SAC	SF	GDP	K	PO	A	E	Avg
Feb 08	vs UC Riverside	*c	2	0	1	1	0	0	0	1	0	0	0	0	0	0	0	4	0	1	.500
Feb 08	at San Diego	*c	3	0	0	0	0	0	0	0	0	0	0	1	0	0	1	2	0	0	.200
Feb 09	vs Cal Poly	*c	1	1	0	2	0	0	0	1	0	0	0	0	2	0	0	7	0	0	.167
Feb 09	vs UC Riverside	c	0	0	0	0	0	0	0	0	0	0	0	0	0	0	0	1	0	0	.167
Feb 10	vs Portland State	*c	3	1	1	1	1	0	0	1	0	0	0	0	0	0	0	4	1	0	.222
Totals		4gs	9	2	2	4	1	0	0	3	0	0	0	1	2	0	1	18	1	1	.222

On base pct. .357 • Slugging pct. .333

Hayden Ellis Career Stats																							
Year	avg	gp-gs	ab	r	h	2b	3b	hr	rbi	tb	slg%	bb	hbp	so	gdp	ob%	sf	sh	sb-att	po	a	e	fld%
2016	.182	30-17	55	6	10	3	1	1	6	18	.327	6	0	15	0	.262	0	1	0-0	14	2	0	1.000
2017	.118	36-12	51	3	6	3	0	0	4	9	.176	2	0	11	0	.151	0	1	1-1	22	0	1	.957
2018	.143	10-5	14	0	2	2	0	0	0	4	.286	1	0	7	0	.200	0	0	0-0	0	0	0	.000
2019	.222	5-4	9	2	2	1	0	0	4	3	.333	3	0	1	0	.357	2	1	0-0	18	1	1	.950
TOTAL	.155	81-38	129	11	20	9	1	1	14	34	.264	12	0	34	0	.224	2	3	1-1	54	3	2	.966



16 Senior - Abigail Estrada OF										Torrance, California									
Career Highs										Season Highs									
At-Bats: 5 vs. Illinois 5/19/17										At-Bats: 4 vs. UC-Riverside 2/8									
Runs: 3 vs. Missouri 2/17/18										Runs:									
Hits: 3 vs. FAU 4/8/17										Hits: 1 vs. UC-Riverside 2/8									
RBI: 4 at Charlotte 3/19/17										RBI:									
Doubles: 1 (7x) last vs. Kent State 2/28/18										Doubles:									
Triples: N/A										Triples:									
Home Runs: 1 (4x) last vs. FAU 4/8/17										Home Runs:									
Walks: 2 vs. Presbyterian 2/24/18										Walks:									
SB: 2 (4x) last at Charlotte 3/18/17										SB: 1 vs. UC-Riverside 2/8									
Career/Season																			
Grand Slams: 1/0																			
2+ Hit Games: 9/0																			
2+ SB Games: 4/0																			
2+ Runs Games: 2/0																			
2+ RBI Games: 6/0																			
2+ BB Games: 1/0																			
1,000 Avg. Games (at least 2-2): 2/0																			
Hitting Streaks 5+ Games:																			
Hitting Streaks 10+ Games:																			
Career Long Hitting Streak: 3 (3x '17)																			
Season/Current Hit Streak: 1/0																			
Career Long OB Streak: 7 ('17)																			
Season/Current OB Streak: 1/0																			

#16 ESTRADA, Abigail - 3 games (All games)

Date	Opponent	Pos	AB	R	H	RBI	2B	3B	HR	BB	SB	CS	HBP	SAC	SF	GDP	K	PO	A	E	Avg
Feb 08	vs UC Riverside	*of	4	0	1	0	0	0	0	0	1	0	0	0	0	0	0	0	0	1	.250
Feb 08	at San Diego	pr	0	0	0	0	0	0	0	0	0	0	0	0	0	0	0	0	0	0	.250
Feb 10	vs Portland State	pr	0	0	0	0	0	0	0	0	0	0	0	0	0	0	0	0	0	0	.250
Totals			4	0	1	0	0	0	0	0	1	0	0	0	0	0	0	0	0	1	.250

On base pct. .250 • Slugging pct. .250

Abigail Estrada Career Stats																							
Year	avg	gp-gs	ab	r	h	2b	3b	hr	rbi	tb	slg%	bb	hbp	so	gdp	ob%	sf	sh	sb-att	po	a	e	fld%
2016	.200	38-3	5	10	1	0	0	0	0	1	.200	0	0	0	0	.200	0	0	10-12	1	0	1	.500
2017	.238	54-52	147	15	35	6	0	4	20	53	.361	4	5	28	0	.282	0	1	10-11	58	3	1	.984
2018	.220	45-17	50	15	11	1	0	0	2	12	.240	4	0	15	0	.278	0	1	6-8	22	2	2	.923
2019	.250	3-1	4	0	1	0	0	0	0	1	.250	0	0	0	0	.250	0	0	1-1	0	0	1	.000
TOTAL	.233	140-73	206	40	48	7	0	4	22	67	.325	8	5	43	0	.279	0	2	27-32	81	5	5	.945



17 Freshman - Chloe Lee OF	Tampa, Florida
Career Highs At-Bats: 4 (2x) last vs. UC-Riverside 2/9 Runs: 1 (2x) last vs. Portland State 2/10 Hits: 3 vs. Portland State 2/10 RBI: 1 (2x) last vs. Portland State 2/10 Doubles: Triples: Home Runs: Walks: 2 at San Diego 2/8 SB: 2 vs. Portland State 2/10	2+ Hit Games: 2 2+ SB Games: 1 2+ Runs Games: 2+ RBI Games: 2+ BB Games: 1 1.000 Avg. Games (at least 2-2): 1 Hitting Streaks 5+ Games: Hitting Streaks 10+ Games: Season/Current Hit Streak: 1/1 Season/Current OB Streak: 1/1

#17 LEE, Chloe - 5 games (All games)

Date	Opponent	Pos	AB	R	H	RBI	2B	3B	HR	BB	SB	CS	HBP	SAC	SF	GDP	K	PO	A	E	Avg
Feb 08	vs UC Riverside	*of	4	0	2	0	0	0	0	0	1	0	0	0	0	0	0	0	0	1	.500
Feb 08	at San Diego	*of	3	1	0	1	0	0	0	2	0	0	0	0	0	0	2	1	0	0	.286
Feb 09	vs Cal Poly	*of	3	0	1	0	0	0	0	0	0	0	0	1	0	0	0	5	0	0	.300
Feb 09	vs UC Riverside	*of	4	0	0	0	0	0	0	0	0	0	0	0	0	0	1	0	0	0	.214
Feb 10	vs Portland State	*of	3	1	3	1	0	0	0	0	2	0	0	0	0	0	0	0	0	0	.353
Totals		5gs	17	2	6	2	0	0	0	2	3	0	0	1	0	0	3	6	0	1	.353

On base pct. .421 • Slugging pct. .353

Chloe Lee Career Stats																							
Year	avg	gp-gs	ab	r	h	2b	3b	hr	rbi	tb	slg%	bb	hbp	so	gdp	ob%	sf	sh	sb-att	po	a	e	fld%
2019	.353	5-5	17	2	6	0	0	0	2	6	.353	2	0	3	0	.421	0	1	3-3	6	0	1	.857
TOTAL	.353	5-5	17	2	6	0	0	0	2	6	.353	2	0	3	0	.421	0	1	3-3	6	0	1	.857



21 Freshman - Rachel Pennington OF										West Hamlin, West Virginia									
Career Highs										2+ Hit Games:									
At-Bats:										2+ SB Games:									
Runs: 1 (2x) last vs. Portland State 2/10										2+ Runs Games:									
Hits:										2+ RBI Games:									
RBI:										2+ BB Games:									
Doubles:										1.000 Avg. Games (at least 2-2):									
Triples:										Hitting Streaks 5+ Games:									
Home Runs:										Hitting Streaks 10+ Games:									
Walks:										Season/Current Hit Streak:									
SB: 1 (2x) last vs. Portland State 2/10										Season/Current OB Streak:									

#21 PENNINGTON, Rachel - 4 games (All games)

Date	Opponent	Pos	AB	R	H	RBI	2B	3B	HR	BB	SB	CS	HBP	SAC	SF	GDP	K	PO	A	E	Avg
Feb 08	vs UC Riverside	pr	0	0	0	0	0	0	0	0	1	0	0	0	0	0	0	0	0	0	.000
Feb 09	vs Cal Poly	pr	0	0	0	0	0	0	0	0	0	0	0	0	0	0	0	0	0	0	.000
Feb 09	vs UC Riverside	pr	0	1	0	0	0	0	0	0	0	0	0	0	0	0	0	0	0	0	.000
Feb 10	vs Portland State	pr	0	1	0	0	0	0	0	0	1	0	0	0	0	0	0	0	0	0	.000
Totals			0gs	0	2	0	0	0	0	0	2	0	0	0	0	0	0	0	0	0	.000

On base pct. .000 • Slugging pct. .000

Rachel Pennington Career Stats																							
Year	avg	gp-gs	ab	r	h	2b	3b	hr	rbi	tb	slg%	bb	hbp	so	gdp	ob%	sf	sh	sb-att	po	a	e	fld%
2019	.000	4-0	0	2	0	0	0	0	0	0	.000	0	0	0	0	.000	0	0	2-2	0	0	0	.000
TOTAL	.000	4-0	0	2	0	0	0	0	0	0	.000	0	0	0	0	.000	0	0	2-2	0	0	0	.000



22 Freshman - Caitlin Myers C	Charles Town, West Virginia
Career Highs At-Bats: Runs: Hits: RBI: Doubles: Triples: Home Runs: Walks: SB:	2+ Hit Games: 2+ HR Games: 2+ Runs Games: 2+ RBI Games: 2+ BB Games: 1.000 Avg. Games (at least 2-2): Hitting Streaks 5+ Games: Hitting Streaks 10+ Games: Season/Current Hit Streak: Season/Current OB Streak:

Caitlin Myers Career Stats



23 Freshman - Mya Stevenson P/UT										Mesquite, Texas									
Season Highs										Season Highs									
IP:										At-Bats: 4 vs. Cal Poly 2/9									
Ks:										Runs: 2 at San Diego 2/8									
2+ Strikeout Games:										Hits: 2 at San Diego 2/8									
5+ Strikeout Games:										RBI: 1 at San Diego 2/8									
10+ Strikeout Games:										Doubles:									
3+ Innings Pitched Games:										Triples:									
5+ Innings Pitched Games:										Home Runs:									
1st career win										Walks: 1 at San Diego 2/8									
										SB:									
										2+ Hit Games: 1									
										2+ HR Games:									
										2+ Runs Games: 1									
										2+ RBI Games:									
										2+ BB Games:									
										1.000 Avg. Games (at least 2-2):									
										Hitting Streaks 5+ Games:									
										Hitting Streaks 10+ Games:									
										Season/Current Hit Streak: 1/0									
										Season/Current OB Streak: 2/2									

#23 STEVENSON, Mya - 3 games (All games)

Date	Opponent	Pos	AB	R	H	RBI	2B	3B	HR	BB	SB	CS	HBP	SAC	SF	GDP	K	PO	A	E	Avg
Feb 08	at San Diego	*dh	3	2	2	1	0	0	0	1	0	0	0	0	0	0	0	0	0	0	.667
Feb 09	vs Cal Poly	*dh	4	0	0	0	0	0	0	0	0	0	1	0	0	0	1	0	0	0	.286
Feb 09	vs UC Riverside	*p	0	0	0	0	0	0	0	0	0	0	0	0	0	0	0	0	0	0	.286
Totals		3gs	7	2	2	1	0	0	0	1	0	0	1	0	0	0	1	0	0	0	.286

On base pct. .444 • Slugging pct. .286

#23 STEVENSON, Mya - 1 appearance (All games)

Date	Opponent	GS	IP	H	R	ER	BB	SO	2B	3B	HR	WP	BK	HBP	IBB	Score	W-L	Sv	ERA	NP
Feb 09	vs UC Riverside	*	0.0	0	2	0	2	0	0	0	0	2	0	1	0	4-5	0-1	0	0.00	19
Totals		1	0.0	0	2	0	2	0	0	0	0	2	0	1	0	4-5	0-1	0	0.00	-

Mya Stevenson Career Stats																								
Year	avg	gp-gs	ab	r	h	2b	3b	hr	rbi	tb	slg%	bb	hbp	so	gdp	ob%	sf	sh	sb-att	po	a	e	fld%	
2019	.286	3-3	7	2	2	0	0	0	1	2	.286	1	1	1	0	.444	0	0	0-0	0	0	0	.000	
TOTAL	.286	3-3	7	2	2	0	0	0	1	2	.286	1	1	1	0	.444	0	0	0-0	0	0	0	.000	
Year	era	w-l	app	qs	cq	sho	sv	ip	h	r	er	bb	so	2b	3b	hr	bf	bavg	wp	hbp	bk	sfa	sha	
2019	0.00	0-1	1	1	0	0/0	0	0.0	0	2	0	2	0	0	0	0	4	.000	2	1	0	0	0	
TOTAL	0.00	0-1	1	1	0	0/0	0	0.0	0	2	0	2	0	0	0	0	4	.000	2	1	0	0	0	



27 Sophomore - Rachel Rousseau OF Morgantown, West Virginia		
Career Highs	Season Highs	Career/Season
At-Bats: 5 vs. Cal Poly 2/9/19	At-Bats: 5 vs. Cal Poly 2/9	2+ Hit Games: 3/3
Runs: 2 vs. UC-Riverside 2/8/19	Runs: 2 vs. UC-Riverside 2/8	2+ SB Games:
Hits: 2 (3x) last vs. Cal Poly 2/9/19	Hits: 2 (3x) last vs. Cal Poly 2/9	2+ Runs Games: 1/1
RBI: 2 (3x) last vs. Cal Poly 2/9/19	RBI: 2 (2x) last vs. Cal Poly 2/9	2+ RBI Games: 3/2
Doubles: 2 vs. UC-Riverside 2/8/19	Doubles: 2 vs. UC-Riverside 2/8	2+ BB Games:
Triples:	Triples:	1,000 Avg. Games (at least 2-2):
Home Runs:	Home Runs:	Hitting Streaks 5+ Games:
Walks: 1 (4x) last vs. UC-Riverside 2/9/19	Walks: 1 (2x) last vs. UC-Riverside 2/9	Hitting Streaks 10+ Games:
SB: 1 (6x) last vs. Cal Poly 2/9/19	SB: 1 vs. Cal Poly 2/9	Career Long Hitting Streak: 3 ('19)
		Season/Current Hit Streak: 3/0
		Career Long OB Streak: 4 ('19)
		Season/Current OB Streak: 4/0

#27 ROUSSEAU, Rachel - 5 games (All games)

Date	Opponent	Pos	AB	R	H	RBI	2B	3B	HR	BB	SB	CS	HBP	SAC	SF	GDP	K	PO	A	E	Avg
Feb 08	vs UC Riverside	*of	3	2	2	2	2	0	0	1	0	0	0	0	0	0	0	0	0	0	.667
Feb 08	at San Diego	*of	4	1	2	2	1	0	0	0	0	0	0	0	0	0	2	3	0	0	.571
Feb 09	vs Cal Poly	*of	5	1	2	0	0	0	0	0	1	0	0	0	0	0	0	1	0	0	.500
Feb 09	vs UC Riverside	*of	3	0	0	0	0	0	0	1	0	0	0	0	0	0	0	0	0	0	.400
Feb 10	vs Portland State	*of	3	0	0	0	0	0	0	0	0	0	0	1	0	0	0	0	0	0	.333
Totals		5gs	18	4	6	4	3	0	0	2	1	0	0	1	0	0	2	4	0	0	.333

On base pct. .400 • Slugging pct. .500

Rachel Rousseau Career Stats																							
Year	avg	gp-gs	ab	r	h	2b	3b	hr	rbi	tb	slg%	bb	hbp	so	gdp	ob%	sf	sh	sb-att	po	a	e	fld%
2018	.238	41-5	21	8	5	4	0	0	5	9	.429	2	0	4	0	.304	0	0	5-9	9	1	0	1.000
2019	.333	5-5	18	4	6	3	0	0	4	9	.500	2	0	2	0	.400	0	1	1-1	4	0	0	1.000
TOTAL	.282	46-10	39	12	11	7	0	0	9	18	.462	4	0	6	0	.349	0	1	6-10	13	1	0	1.000



43 Sophomore - Aly Harrell INF										Gahanna, Ohio									
Career Highs										Season Highs									
At-Bats: 4 (6x) last at WKU 4/21/18										At-Bats: 3 at San Diego 2/8									
Runs: 2 (2x) last at San Diego 2/8/19										Runs: 2 at San Diego 2/8									
Hits: 3 (2x) last at WKU 4/21/18										Hits: 1 (4x) last vs. Portland State 2/10									
RBI: 4 at WKU 4/21/18										RBI: 1 (3x) last vs. UC-Riverside 2/9									
Doubles: 2 vs. Kent State 2/28/18										Doubles: 1 at San Diego 2/8									
Triples:										Triples:									
Home Runs: 1 (11x) last vs. WKU 5/9/18										Home Runs:									
Walks: 3 (2x) last vs. UC-Riverside 2/9/19										Walks: 3 (2x) last vs. UC-Riverside 2/9									
SB: 1 at Ohio 4/25										SB:									
HBP: 2 (2x) last vs. UC-Riverside 2/8/19										HBP: 2 vs. UC-Riverside 2/8									
Career/Season																			
2+ Hit Games: 11/0																			
2+ HR Games: 0/0 Grand Slams: 1/0																			
2+ Runs Games: 2/1																			
2+ RBI Games: 10/0																			
2+ BB Games: 7/4																			
1,000 Avg. Games (at least 2-2): 1/0																			
Hitting Streaks 5+ Games: 1/0																			
Hitting Streaks 10+ Games:																			
Career Long Hitting Streak: 6 ('18)																			
Season/Current Hit Streak: 4/4																			
Career Long OB Streak: 11 ('18)																			
Season/Current OB Streak: 5/5																			

#43 HARRELL, Aly - 5 games (All games)

Date	Opponent	Pos	AB	R	H	RBI	2B	3B	HR	BB	SB	CS	HBP	SAC	SF	GDP	K	PO	A	E	Avg
Feb 08	vs UC Riverside	*1b	1	0	0	0	0	0	0	1	0	0	2	0	0	0	0	12	0	0	.000
Feb 08	at San Diego	*1b	3	2	1	1	1	0	0	2	0	0	0	0	0	0	0	7	0	0	.250
Feb 09	vs Cal Poly	*1b	2	0	1	1	0	0	0	3	0	0	0	0	0	0	0	6	0	1	.333
Feb 09	vs UC Riverside	*1b	1	0	1	1	0	0	0	3	0	0	0	0	0	0	0	8	0	1	.429
Feb 10	vs Portland State	*1b	2	0	1	0	0	0	0	2	0	0	0	0	0	0	0	9	0	1	.444
Totals		5gs	9	2	4	3	1	0	0	11	0	0	2	0	0	0	0	42	0	3	.444

On base pct. .773 • Slugging pct. .556

Aly Harrell Career Stats																							
Year	avg	gp-gs	ab	r	h	2b	3b	hr	rbi	tb	slg%	bb	hbp	so	gdp	ob%	sf	sh	sb-att	po	a	e	fld%
2018	.350	48-43	120	18	42	10	0	11	41	85	.708	23	7	9	2	.480	0	2	1-1	136	6	2	.986
2019	.444	5-5	9	2	4	1	0	0	3	5	.556	11	2	0	0	.773	0	0	0-0	42	0	3	.933
TOTAL	.357	53-48	129	20	46	11	0	11	44	90	.698	34	9	9	2	.517	0	2	1-1	178	6	5	.974



44 Sophomore - Katie Adams C										Hurricane, West Virginia									
Career Highs										Season Highs									
At-Bats: 4 vs. Missouri 2/17/18										At-Bats: 3 vs. UC-Riverside 2/9									
Runs: 1 (5x) last vs. Portland State 2/10/19										Runs: 1 vs. Portland State 2/10									
Hits: 2 (2x) last vs. Morehead State 4/11/18										Hits: 1 (2x) last vs. UC-Riverside 2/9									
RBI: 1 (3x) last at Pitt 4/28/18										RBI:									
Doubles: 1 (2x) last vs. SFU 4/3/18										Doubles:									
Triples:										Triples:									
Home Runs:										Home Runs:									
Walks: 2 at FGCU 3/21 (both intentional)										Walks: 1 vs. Portland State 2/10									
SB: 1 vs. Missouri 2/17										SB:									
HBP: 1 vs. Portland State 2/10/19										HBP: 1 vs. Portland State 2/10									
Career/Season																			
2+ Hit Games: 2/0																			
2+ HR Games:																			
2+ Runs Games:																			
2+ RBI Games:																			
2+ BB Games: 1/0																			
1,000 Avg. Games (at least 2-2):																			
Hitting Streaks 5+ Games:																			
Hitting Streaks 10+ Games:																			
Career Long Hitting Streak: 2 ('18)																			
Season/Current Hit Streak: 1/0																			
Career Long OB Streak: 2 2x ('18 & '19)																			
Season/Current OB Streak: 2/2																			

#44 ADAMS, Katie - 4 games (All games)

Date	Opponent	Pos	AB	R	H	RBI	2B	3B	HR	BB	SB	CS	HBP	SAC	SF	GDP	K	PO	A	E	Avg
Feb 08	vs UC Riverside	ph	1	0	1	0	0	0	0	0	0	0	0	0	0	0	0	0	0	0	1.000
Feb 09	vs Cal Poly	ph	1	0	0	0	0	0	0	0	0	0	0	0	0	0	0	0	0	0	.500
Feb 09	vs UC Riverside	*c	3	0	1	0	0	0	0	0	0	0	0	0	0	0	0	7	1	2	.400
Feb 10	vs Portland State	*dh	2	1	0	0	0	0	0	1	0	0	1	0	0	0	0	0	0	0	.286
Totals			2gs	7	1	2	0	0	0	1	0	0	1	0	0	0	0	7	1	2	.286

On base pct. .444 • Slugging pct. .286

Katie Adams Career Stats																							
Year	avg	gp-gs	ab	r	h	2b	3b	hr	rbi	tb	slg%	bb	hbp	so	gdp	ob%	sf	sh	sb-att	po	a	e	fld%
2018	.214	30-9	42	4	9	2	0	0	3	11	.262	5	0	8	0	.292	1	1	1-1	25	1	0	1.000
2019	.286	4-2	7	1	2	0	0	0	0	2	.286	1	1	0	0	.444	0	0	0-0	7	1	2	.800
TOTAL	.224	34-11	49	5	11	2	0	0	3	13	.265	6	1	8	0	.316	1	1	1-1	32	2	2	.944



55 Junior - Blakely Burch INF										Live Oak, Florida									
Career Highs * at Marshall *										Season Highs									
At-Bats: 4 (6x) last vs. UC-Riverside 2/9/19										At-Bats: 4 (2x) last vs. UC-Riverside 2/9									
Runs: 2 (2x) last vs. Cal Poly 2/9/19										Runs: 2 vs. Cal Poly 2/9									
Hits: 3 at Florida Atlantic 3/25/18										Hits: 2 vs. UC-Riverside 2/8									
RBI: 1 (12x) last at San Diego 2/8/19										RBI: 1 at San Diego 2/8									
Doubles: 1 (5x) last vs. Charlotte 4/14/18										Doubles:									
Triples: 1 (2x) last at San Diego 2/8/19										Triples: 1 at San Diego 2/8									
Home Runs:										Home Runs:									
Walks: 2 vs. Winthrop 2/25/18										Walks: 1 at San Diego 2/8									
SB: 3 vs. UMass-Lowell 2/17/18										SB:									
HBP: 2 (2x) last vs. Cal Poly 2/9/19										HBP: 2 vs. Cal Poly 2/9									
Career/Season																			
2+ Hit Games: 6/1																			
2+ SB Games: 1/0																			
2+ Runs Games: 2/1																			
2+ RBI Games:																			
2+ BB Games: 1/0																			
1,000 Avg. Games (at least 2-2): 1/0																			
Hitting Streaks 5+ Games:																			
Hitting Streaks 10+ Games:																			
Career Long Hitting Streak: 4 ('18)																			
Season/Current Hit Streak: 2/2																			
Career Long OB Streak: 19 ('18)																			
Season/Current OB Streak: 5/5																			

#55 BURCH, Blakely - 5 games (All games)

Date	Opponent	Pos	AB	R	H	RBI	2B	3B	HR	BB	SB	CS	HBP	SAC	SF	GDP	K	PO	A	E	Avg
Feb 08	vs UC Riverside	*3b	4	1	2	0	0	0	0	0	0	0	0	0	0	0	0	2	2	0	.500
Feb 08	at San Diego	*3b	2	0	1	1	0	1	0	1	0	0	1	0	0	0	1	1	1	1	.500
Feb 09	vs Cal Poly	*3b	2	2	0	0	0	0	0	0	0	0	2	1	0	0	0	0	3	3	.375
Feb 09	vs UC Riverside	3b	4	0	1	0	0	0	0	0	0	0	0	0	0	0	0	2	2	1	.333
Feb 10	vs Portland State	*3b	3	0	1	0	0	0	0	0	0	0	0	1	0	0	1	0	4	0	.333
Totals		4gs	15	3	5	1	0	1	0	1	0	0	3	2	0	0	2	5	12	5	.333

On base pct. .474 • Slugging pct. .467

Blakely Burch Career Stats																							
Year	avg	gp-gs	ab	r	h	2b	3b	hr	rbi	tb	slg%	bb	hbp	so	gdp	ob%	sf	sh	sb-att	po	a	e	fld%
2018	.220	48-43	118	12	26	5	1	0	11	33	.280	10	6	25	1	.311	1	2	11-15	103	69	8	.956
2019	.333	5-4	15	3	5	0	1	0	1	7	.467	1	3	2	0	.474	0	2	0-0	5	12	5	.773
TOTAL	.233	53-47	133	15	31	5	2	0	12	40	.301	11	9	27	1	.331	1	4	11-15	108	81	13	.936



77 Junior - Kailee Williamson P										Norco, California									
Career Highs										Season Highs									
IP: 7.0 (4x) last vs. UC-Riverside 2/9/19										IP: 7.0 (2x) last vs. UC-Riverside 2/9									
Ks: 8 vs. Morehead State 4/11/18										Ks: 7 vs. UC-Riverside 2/9									
2+ Strikeout Games: 27										2+ Strikeout Games: 2									
5+ Strikeout Games: 4										5+ Strikeout Games: 1									
10+ Strikeout Games:										10+ Strikeout Games:									
3+ Innings Pitched Games: 25										3+ Innings Pitched Games: 2									
5+ Innings Pitched Games: 12										5+ Innings Pitched Games: 2									
1st career win 2/17/17 vs B. Cookman 10-2										1st win of year 2/8 at San Diego 10-1									
1st career save 2/10/19 vs. Portland State										1st save of year 2/10 vs. Portland State									
Streaks:										1 Strikeout Career: 11 (2/9/18-3/2/18)									
										Season: 2 (2/9-10) Current: Same									
										2+ Strikeouts: 4 (2/10/18-2/17/18)									
										Season: 1 (2x) Current: 0									
										5+ Strikeouts:									
										Season: 1 Current: 0									
										10+ Strikeouts:									
										Season: Current:									
										3+ IP: 3 (3/18/18-3/25/18 & 3/30/18-4/7/18)									
										Season: 1 (2x) Current: 0									
										5+ IP: 2 (2/17/18-2/18/18)									
										Season: 1 (2x) Current: 0									

#77 WILLIAMSON, Kailee - 2 games (All games)

Date	Opponent	Pos	AB	R	H	RBI	2B	3B	HR	BB	SB	CS	HBP	SAC	SF	GDP	K	PO	A	E	Avg
Feb 08	at San Diego	*p	0	0	0	0	0	0	0	0	0	0	0	0	0	0	0	0	2	0	.000
Feb 09	vs UC Riverside	p	0	0	0	0	0	0	0	0	0	0	0	0	0	0	0	0	2	0	.000
Totals		1gs	0	0	0	0	0	0	0	0	0	0	0	0	0	0	0	0	4	0	.000

On base pct. .000 • Slugging pct. .000

#77 WILLIAMSON, Kailee - 4 appearances (All games)

Date	Opponent	GS	IP	H	R	ER	BB	SO	2B	3B	HR	WP	BK	HBP	IBB	Score	W-L	Sv	ERA	NP
Feb 08	at San Diego	*	7.0	4	1	0	1	2	0	0	0	0	0	1	0	10-1	1-0	0	0.00	125
Feb 09	vs Cal Poly		0.2	1	0	0	0	0	0	0	0	0	0	0	0	6-5	1-0	0	0.00	3
Feb 09	vs UC Riverside		7.0	3	3	0	1	7	2	0	0	0	0	0	0	4-5	1-0	0	0.00	95
Feb 10	vs Portland State		2.1	1	0	0	0	1	0	0	0	0	0	1	0	7-4	1-0	1	0.00	26
Totals		1	17.0	9	4	0	2	10	2	0	0	0	0	2	0	27-15	1-0	1	0.00	-

Kailee Williamson Career Stats																								
Year	avg	gp-gs	ab	r	h	2b	3b	hr	rbi	tb	slg%	bb	hbp	so	gdp	ob%	sf	sh	sb-att	po	a	e	fld%	
2017	.000	3-3	0	0	0	0	0	0	0	0	.000	0	0	0	0	.000	0	0	0-0	1	7	0	1.000	
2018	.000	0-0	0	0	0	0	0	0	0	0	.000	0	0	0	0	.000	0	0	0-0	1	21	0	1.000	
2019	.000	0-0	0	0	0	0	0	0	0	0	.000	0	0	0	0	.000	0	0	0-0	0	4	0	1.000	
TOTAL	.000	3-3	0	0	0	0	0	0	0	0	.000	0	0	0	0	.000	0	0	0-0	2	32	0	1.000	
Year	era	w-l	app	gs	cq	sho	sv	ip	h	r	er	bb	so	2b	3b	hr	bf	bavg	wp	hbp	bk	sfa	sha	
2017	5.26	5-2	19	11	1	0/0	0	37.2	47	30	22	17	23	12	2	2	190	.294	1	7	0	1	5	
2018	4.85	8-9	34	19	2	1/0	0	104.0	114	74	56	64	65	17	2	13	514	.276	3	19	0	5	13	
2019	0.00	1-0	4	1	1	0/0	1	17.0	9	4	0	2	10	2	0	0	64	.150	0	2	0	0	0	
TOTAL	4.42	14-11	57	31	4	1/0	1	158.2	170	108	78	83	98	31	4	15	768	.269	4	28	0	6	18	



98 Senior - Briana Daiss INF			Clermont, Florida		
Career Highs		Season Highs		Career/Season	
At-Bats: 5 vs. Illinois 5/19/17		At-Bats: 4 vs. UC-Riverside 2/9		Grand Slams: 1/0	
Runs: 3 vs. UMES 3/5/16		Runs:		2+ Hit Games: 22/0	
Hits: 3 (5x) last vs. SC State 3/3/17		Hits: 1 (3x) last vs. UC-Riverside 2/9		2+ HR Games:	
RBI: 5 (3x) last vs. UTEP 3/12		RBI: 1 vs. Cal Poly 2/9		2+ Runs Games: 5/0	
2Bs: 1 (24x) last vs. MTSU 5/6/18		Doubles:		2+ RBI Games: 23/0	
Triples: 1 (3x) last at UAB 4/3/16		Triples:		1,000 Avg. Games (at least 2-2): 5/0	
Home Runs: 1 (20x) last at Pitt 4/28/18		Home Runs:		Hitting Streaks 5+ Games: 5/0	
Walks: 3 vs. UTEP 3/12/16		Walks: 1 vs. Portland State 2/10		Hitting Streaks 10+ Games:	
SB: 1 (3x) last at Liberty 4/13/16		SB:		Career Long Hitting Streak: 8 ('16 & '17)	
				Season/Current Hit Streak: 3/0	
				Career Long OB Streak: 13 ('17)	
				Season/Current OB Streak: 4/4	

#98 DAISS, Briana - 4 games (All games)

Date	Opponent	Pos	AB	R	H	RBI	2B	3B	HR	BB	SB	CS	HBP	SAC	SF	GDP	K	PO	A	E	Avg
Feb 08	vs UC Riverside	*dh	3	0	1	0	0	0	0	0	0	0	0	1	0	0	1	0	0	0	.333
Feb 09	vs Cal Poly	ph	1	0	1	1	0	0	0	0	0	0	0	0	0	0	0	0	0	0	.500
Feb 09	vs UC Riverside	*dh	4	0	1	0	0	0	0	0	0	0	0	0	0	0	0	0	0	0	.375
Feb 10	vs Portland State	ph	0	0	0	0	0	0	0	1	0	0	0	0	0	0	0	0	0	0	.375
Totals		2gs	8	0	3	1	0	0	0	1	0	0	0	1	0	0	1	0	0	0	.375

On base pct. .444 • Slugging pct. .375

Briana Daiss Career Stats																							
Year	avg	gp-gs	ab	r	h	2b	3b	hr	rbi	tb	slg%	bb	hbp	so	gdp	ob%	sf	sh	sb-att	po	a	e	fld%
2016	.290	56-55	169	20	49	9	3	10	44	94	.556	11	0	35	0	.330	2	0	3-3	253	14	13	.954
2017	.248	51-41	133	15	33	8	0	5	27	56	.421	3	2	18	0	.273	1	1	0-0	57	4	2	.968
2018	.252	44-40	119	11	30	7	0	5	22	52	.437	5	1	11	3	.281	3	3	0-0	170	6	2	.989
2019	.375	4-2	8	0	3	0	0	0	1	3	.375	1	0	1	0	.444	0	1	0-0	0	0	0	.000
TOTAL	.268	155-138	429	46	115	24	3	20	94	205	.478	20	3	65	3	.301	6	5	3-3	480	24	17	.967

2018 Marshall Thundering Herd TV/Radio Roster



00 Abigail Tolbert - Sr., P
Barboursville, W.Va.



1 Samantha Loose - Sr., INF
Anaheim Hills, Calif.



2 Brooke Burns - Jr., INF
Chapin, S.C.



3 Armani Brown - So., INF
Elk Grove, Calif.



4 Sierra Huerta - Jr., INF
Fillmore, Calif.



7 Ali Burdette - Sr., P/UT
Buffalo, W.Va.



10 Hannah Giammarino - Sr., OF
Amanda, Ohio



11 Carson Lyon - Fr., OF
Sterlington, La.



14 Hayden Ellis - Sr., C
Ashville, Ohio



16 Abigail Estrada - Sr., OF
Torrance, Calif.



17 Chloe Lee - Fr., OF
Tampa, Fla.



21 Rachel Pennington - Fr., OF
West Hamlin, W.Va.



22 Caitlin Myers - Fr., C
Charles Town, W.Va.



23 Mya Stevenson - Fr., P/UT
Mesquite, Texas



27 Rachel Rousseau - So., OF
Morgantown, W.Va.



43 Aly Harrell - So., INF
Gahanna, Ohio



44 Katie Adams - So., C
Hurricane, W.Va.



55 Blakely Burch - Jr., INF
Live Oak, Fla.



77 Kailee Williamson - Jr., P
Norco, Calif.



98 Briana Daiss - Sr., INF
Clermont, Fla.



Head Coach
Megan Smith - 1st Season



Assistant Coach
Corey Lyon - 1st Season



Assistant Coach
Maddie Holub - 1st Season



Director of Operations
Madi Marshall - 1st Season



Athletic Trainer
Ryan Smith - 3rd Season



SID/Broadcaster
Scott Hall - 16th Season