



#AllOrNothing

# MARSHALL THUNDERING HERD™

#13 Marshall Men's Soccer

@HERDzone

#HerdFamily

## No. 1 Overall Seed Conference USA Tournament

### 2019 SCHEDULE

#### 2019 RECORD 13-2-3, 5-1-1 C-USA

Date	Opponent	Time
Aug. 30	at Purdue Fort Wayne	W, 3-0
Sept. 2	at NKU	T, 1-1 (2OT)
<b>Sept. 6</b>	<b>Butler</b>	<b>W, 2-1</b>
<b>Sept. 10</b>	<b>East Tennessee State</b>	<b>W, 2-1</b>
<b>Sept. 14</b>	<b>South Carolina *</b>	<b>W, 2-0</b>
<b>Sept. 17</b>	<b>Texas Rio Grande Valley</b>	<b>L, 3-2</b>
<b>Sept. 21</b>	<b>Akron</b>	<b>W, 2-1</b>
Sept. 27	at Old Dominion *	W, 4-1
<b>Oct. 1</b>	<b>Dayton</b>	<b>W, 2-0</b>
<b>Oct. 5</b>	<b>UAB *</b>	<b>W, 6-0</b>
Oct. 12	at No. 5 Charlotte *	T, 0-0 (2OT)
Oct. 15	at Loyola Marymount	W, 4-1
Oct. 18	at San Diego State	W, 5-1
Oct. 22	at Wright State	T, 2-2 (2OT)
Oct. 26	at Florida Atlantic *	L, 1-0 (OT)
Oct. 29	at Oakland	W, 2-1
<b>Nov. 3</b>	<b>No. 15 Kentucky *</b>	<b>W, 1-0</b>
Nov. 8	at No. 19 FIU *	W, 2-1
C-USA Tournament Semi-final Round		
Nov. 15	vs. No. 4 Seed Kentucky	4:30 p.m.

#### Key

\* C-USA Game

All Games Eastern Time

Home Games at Hoops Family Field in **Bold &****Green**

#13 Marshall Thundering Herd  
13-2-3, 5-1-1 C-USA  
Head Coach: Chris Grassie, 3rd Season  
Record at Marshall: 29-21-7  
Overall Record: 128-41-15



#15 Kentucky Wildcats  
12-3-3, 4-2-1 C-USA  
Head Coach: Johan Cedergren, 8th Season  
Record at UK: 89-46-24  
Overall Record: 141-76-36

#### Herd Notes

- 2019 has been a banner season for the Thundering Herd. Marshall was predicted to finish fourth in the Conference USA Preseason Coaches' Poll and instead rolled on to a 13-2-3 overall record, 5-1-1 in league play, en route to the top overall seed and the Regular Season Championship. Not to mention the Herd cracked its way into the Top 25 in mid-October for the first time since 2001, and have been ranked ever since. Marshall has climbed its way up to 13th in the NCAA/United Soccer Coaches poll, its highest ranking in program history.

- The Herd took home numerous awards leading into the conference tournament. It began with Carlos Diaz-Salcedo and Pedro Dolabella honored on the All-Academic Team. Then it continued to seven players named to All-Conference USA Teams and four specialty awards. Illal Osmanu & Milo Yosef were named first team. Paulo Pita, Dolabella and Jamil Roberts made second team. Jan-Erik Leinhos on the third team, and Yosef and Max Schneider on the All-Freshman Team. Head Coach Chris Grassie was named the Coach of the Year. Yosef the Offensive MVP and Freshman of the Year, and Pita Co-Golden Glove Award.

### C-USA STANDINGS

School	C-USA	Pts	Overall
#14 Marshall	5-1-1	13	13-2-3
#17 Charlotte	4-0-3	15	10-2-4
#23 FIU	4-2-1	13	10-2-5
#15 Kentucky	4-2-1	13	12-3-3
Florida Atlantic	3-4-0	9	7-7-1
South Carolina	2-5-0	6	7-9-2
UAB	1-5-1	4	3-12-2
Old Dominion	1-5-1	4	3-11-1

#### Last Time Out...

Marshall went down to Miami to take on No. 19 FIU for the right to be the No. 1 seed and the regular season championship on the line. Marshall scored first in the 18th minute as Jamil Roberts found the back of the net for his 5th goal of the season. FIU tied things up just one minute and 56 seconds later. Roberts scored again in the 23rd minute for his 6th goal of the year and the eventual game-winner. The Panthers kept up the pressure but the Marshall defense and keeper Paulo Pita responded. Pita tallied six total saves with four in the first half and two in the second. In just the seventh minute, Pita stopped two attempts in a manner of seconds to keep FIU off the board. The redshirt senior blocked one shot and the bounced right back up to stuff the rebound attempt. The Herd defense did an excellent job in the second half to cutoff chances and clear the ball out. Roberts and Pita were named Conference USA Offensive and Defensive Players of the Week for their efforts. With the win it was Marshall's first regular season title since 2000, back in the MAC days.



#### Probable starters

(based on previous match)

- 1 - Paulo Pita
- 3 - Carlos Diaz-Salcedo
- 4 - Joao Souza
- 6 - Jonas Westmeyer
- 7 - Milo Yosef
- 10 - Pedro Dolabella
- 11 - Jamil Roberts
- 20 - Collin Mocyunas
- 23 - Max Schneider
- 28 - Illal Osmanu
- 31 - Vitor Dias

# Marshall in the Rankings

Back on September 24, 2001, Marshall was 6-1-0 including two wins over future Conference USA opponents UCF and FIU when the Herd received votes in the NCAA/United Soccer Coaches Poll (called the NSCAA - National Soccer Coaches Association of America at the time) for the first time in program history. Marshall was 26th overall, just outside of the Top 25. The Herd then defeated Western Michigan and Northern Illinois in Mid-American Conference action. Those two victories moved Marshall into the Top 25 for the first time with a ranking of 23rd on October 1, 2001. Unfortunately for the Herd, staying in the Top 25 was not in the cards as the squad lost its next two and eventually five of the next six. Two weeks with Marshall University listed as either a ranked or “also receiving votes” team.

On September 24, 2019, exactly 18 years later, Marshall found itself again moving into the national conversation following a 2-1 win over the 2018 National Championship Runners-Up the Akron Zips. The Herd was in the “also receiving votes” spot at 29th overall with a record of 5-1-1.

The following week, Marshall traveled to Old Dominion and came away with a convincing 4-1 victory. The Herd was again in the “also receiving votes” category and moved up to just on the cusp of the Top 25 at 26th overall on October 1.

Marshall then won two more matches at home over Dayton (2-0) and UAB (6-0). The Herd was still in the conversation, but slipped back one spot to 27th overall on October 8th. The next match could be the one that Marshall needed to move into the Top 25 for the first time in 18 years, a road contest at then No. 5 Charlotte.

The Herd went down to Charlotte and battled to a 0-0 draw against one of the top programs not only in Conference USA but in the country. That match was enough to open the eyes of many voters as the Herd jumped up from 27th overall to No. 21 on October 15, its highest ever ranking, and its first Top 25 ranking in 6,588 days.


Following the ranking, Marshall traveled west and came back with two more wins over Loyola Marymount (4-1) and San Diego State (5-1). With the convincing wins, the Herd moved up to 15th, a new highest ranking in program history. Marshall’s first match after the No. 15 ranking was a 2-2 draw on the road at Wright State. Following the draw, Marshall suffered just its second loss of the season in overtime at Florida Atlantic.

Despite the draw and the loss, the Herd stayed in the rankings dropping down to 20th. Conference USA for the third-consecutive week had four teams all in the top 25 with FIU (#13), Kentucky (#15), Charlotte (#18) and Marshall (#20).

Marshall returned to Hoops Family Field after a month on the road, ranked 20th, and defeated #15 Kentucky in front of a record crowd. After the win, Marshall moved up to 14th in the standings. It is the highest ranking in program history. All four of C-USA’s top teams still remained in the top 25 with Marshall (#14), Kentucky (#16), Charlotte (#17) and FIU (#19).

The Herd capped the regular season with a win at No. 19 FIU to take the top overall seed in the C-USA Tournament and the Regular Season Title. It was the first regular season championship for Marshall in C-USA and its first for the program since 2000, back in the Mid-American Conference days. When the rankings came out on Tuesday, Marshall was in its highest spot at No. 13. Conference USA still showcased its strong soccer programs with four teams in the top 25 with No. 15 Kentucky, No. 17 Charlotte and No. 23 FIU.

Date	Ranking
Sept. 24, 2001	RV (26th)
<b>Oct. 1, 2001</b>	<b>23rd</b>
Sept. 24, 2019	RV (29th)
Oct. 1, 2019	RV (26th)
Oct. 8, 2019	RV (27th)
<b>Oct. 15, 2019</b>	<b>21st</b>
<b>Oct. 22, 2019</b>	<b>15th</b>
<b>Oct. 29, 2019</b>	<b>20th</b>
<b>Nov. 4, 2019</b>	<b>14th</b>
<b>Nov. 11, 2019</b>	<b>13th</b>



Byron Carmichael starred for the Herd (1999-2002) and scored 15 goals for the 2001 squad that became the first to ever be ranked in Marshall men’s soccer program history. Carmichael is Marshall’s all-time leading scorer with 58 goals and was inducted into the MU Hall of Fame in 2008.





## Marshall in the C-USA Tournament

Marshall has been to the C-USA Tournament nine times since joining the league in 2005. The Herd has played in the semi-final round six of those times but only just once before with a first round bye, that came in 2009 when Marshall finished as the No. 2 seed. The Herd defeated UAB in penalty kicks, 4-3, to move on to the Championship match where it lost to No. 1 seed Tulsa 3-0. In 2015, Marshall as the No. 7 seed defeated No. 2 seed and 24th-ranked Charlotte 5-4 in penalty kicks in the quarterfinals to advance. In the semi-final round, the Herd schocked No. 3 seed and 17th-ranked South Carolina 1-0 to move on to the Championship match. However, the magic run ended there as No. 5 seed FIU defeated the Herd 1-0. Marshall missed out on the conference tournament in 2016 when Huntington hosted the event. Yet, with the hiring of Chris Grassie in the winter of 2017 Marshall has steadily climbed back up the ranks. The Herd was predicted to finish eighth in the 2017 preseason poll, ended the year sixth, then upset No. 3 seed Kentucky 1-0 in the quarterfinals. Marshall fell to No. 2 seed, and eventual tournament champions, Old Dominion 1-0 in the semi-finals. The Herd looked for a better run in 2018 after being picked to finish sixth in the preseason poll. Marshall instead finished fifth and again found itself in the semi-final round after the quarterfinal upset of No. 4 FIU, 2-1. The Herd fought hard but ultimately lost to No. 1 seed and third-ranked Kentucky 2-1 in the semi-final. Marshall is looking for its third trip to the Conference USA Championship match, and its first ever conference tournament title.



Carlos Diaz-Salcedo races FIU's Santiago Patino to the ball in the quarterfinals, 2018.



Jamil Roberts looks to push the ball downfield vs. Kentucky in the semi-finals, 2018.

### 2005 - Conference USA Tournament

**Hosted at SMU**

1st Round - (5) Marshall 2, (4) FIU 0

Semifinals - (8) Tulsa 3, (5) Marshall 0

### 2007 - Conference USA Tournament

**Hosted at UAB**

1st Round - (6) Marshall 3, (3) Kentucky 1

Semifinals - (7) FIU 3, (6) Marshall 1

### 2008 - Conference USA Tournament

**Hosted at SMU**

1st Round - (2) Kentucky 4, (7) Marshall 2

### 2009 - Conference USA Tournament

**Hosted at Tulsa**

Semifinals - (2) Marshall 0, (3) UAB 0  
(MU in PK's 4-3)

**Finals - (1) Tulsa 3, (2) Marshall 0**

### 2011 - Conference USA Tournament

**Hosted at Tulsa**

Quarterfinals - (5) SMU 4, (4) Marshall 3

### 2014 - Conference USA Tournament

**Hosted at Old Dominion**

Quarterfinals- No. 22 (3) UAB 1,  
(6) Marshall 0

### 2015 - Conference USA Tournament

**Hosted at Charlotte**

Quarterfinals - No. 24 (2) Charlotte 1,  
(7) Marshall 1 (5-4 Pens)

Semifinals - (7) Marshall 1,  
No. 17 (3) South Carolina 0

**Finals - (5) Florida International 1,  
(7) Marshall 0**

### 2017 - Conference USA Tournament

**Hosted at Old Dominion**

Quarterfinals - (6) Marshall 1,  
(3) Kentucky 0

Semifinals - (2) Old Dominion 1,  
(6) Marshall 0

### 2018 - Conference USA Tournament

**Hosted at Charlotte**

Quarterfinals - (5) Marshall 2,  
(4) FIU 1

Semifinals - (1) Kentucky 2,  
(5) Marshall 0

## Series History versus Kentucky

The series between Marshall and Kentucky is the longest running rivalry in the Herd's history. Marshall has played UK more than any other school over the years as this will be the 42nd all-time meeting and the sixth time in a conference tournament. Only 126 miles, with most of it right down Interstate 64, separates the two schools. Both programs were conference foes back in the Mid-American Conference from 1995-2004. Both programs also moved to Conference USA in 2005 and have been battling ever since.

The first time these teams met in a conference tournament was in the second round of the MAC Tournament in 2000. The Wildcats eliminated top-seeded Marshall, 1-0, up in Buffalo, N.Y. The next postseason meeting was in Birmingham in 2007. This time No. 6 seed Marshall upset No. 3 seed Kentucky 3-1 in the quarterfinals. The teams met again in the 2008 tournament hosted in Dallas, Texas, as No. 2 seed UK defeated No. 7 seed Marshall 4-2. It took all the way to 2017 before the Herd and the Wildcats played again in the C-USA Tournament, and it was the first of what will now be three-straight seasons. Marshall eliminated Kentucky with the upset in 2017, then UK eliminated the Herd in the semi-finals in 2018.

The last time Marshall and Kentucky met on the field was Nov. 3 in Huntington as both teams met on the pitch as ranked opponents for the first time as Marshall was 20th and UK was 15th. In front of a record crowd of 2,032, the Herd came out victorious 1-0. Jonas Westmeyer hit the game-winner in the 64th minute and Paulo Pita recorded five saves in the shutout.

### Soccer Box Score (Final) The Automated ScoreBook For Soccer

#### #15 Kentucky vs #20 Marshall (Nov 03, 2019 at Huntington, W.Va.)

Kentucky (10-3-3, 3-2-1 C-USA) vs.  
Marshall (12-2-3, 4-1-1 C-USA)  
Date: Nov 03, 2019 • Attendance: 2032  
Weather: A little cool but not bad for November

#### Kentucky

Po #	Player	Sh	SO	G	A	Fo	Min
gk 24	Facusse, Enrique	-	-	-	-	-	90
d 6	Mabika, Aime	1	-	-	-	-	90
mf 8	Meinzer, Marcel	1	-	-	-	-	78
f 14	Evans, Daniel	2	-	-	-	-	78
mf 16	Screen, Robert	-	-	-	-	-	90
mf 18	Rouse, Bailey	-	-	-	-	-	84
mf 21	ElMedkhar, Kalil	3	2	-	-	-	90
mf 22	Wilson, Jansen	1	-	-	-	-	51
d 23	Guindon, Cole	-	-	-	-	-	90
d 26	Blassou, Nicolas	-	-	-	-	-	90
mf 28	Innes, Colin	1	1	-	-	-	47
-- Substitutes --							
9	Bjorgolfsson, Eythor	3	2	-	-	-	32
11	Visconti, Mason	-	-	-	-	-	19
15	Lindow, Brock	-	-	-	-	-	32
17	Borneo, Elijah	-	-	-	-	-	9
25	Holstad, Clay	-	-	-	-	-	21
Totals		12	5	0	0	15	

#	Goalkeepers	Min	GA	Saves
24	Facusse, Enrique	90:00	1	1

Shots by period	1	2	Total
Kentucky	8	4	12
Marshall	3	3	6

Corner kicks	1	2	Total
Kentucky	1	3	4
Marshall	3	0	3

#### Scoring summary:

No.	Time	Team	Goal scorer	Assist	Description
1.	63:58	MAR	WESTMEYER, Jonas (4)	YOSEF, Milo	Quick tap off the cross from the right side

#### Cautions and ejections:

YC-MAR #20 (62:39)

Win-PITA, Paulo (12-2-3). Loss-Facusse, Enrique (10-3-3).

Stadium: Hoops Family Field

Officials: Referee: Guido Gonzales; Asst. Referee: Brian Apwisch; Tre Gaither;

Alt. Official: Bradley Jordan; Timekeeper: Marshall SID; Scorer: Marshall SID;

Offsides: Kentucky 0, Marshall 3.

Official's signature

## Kentucky 42nd all-time meeting UK leads 21-17-3

1981	W	3-1	Huntington, W.Va.
1982	W	2-0	Lexington, Ky.
1983	W	5-0	Huntington, W.Va.
1984	W	3-1	Lexington, Ky.
1985	W	2-0	Huntington, W.Va.
1988	W	3-0	Huntington, W.Va.
1990	W	2-1	Huntington, W.Va.
1991	W	4-2	Lexington, Ky.
1992	L	3-1	Huntington, W.Va.
1993	L	2-1	Lexington, Ky.
1994	T	1-1	Huntington, W.Va.
1995	L	3-0	Lexington, Ky.
1996	W	2-0	Huntington, W.Va.
1997	L	2-1	Huntington, W.Va.
1998	L	2-1	Huntington, W.Va.
1999	L	6-0	Lexington, Ky.
2000	W	4-0	Huntington, W.Va.
2000	L	1-0	Buffalo, N.Y.*
2001	L	3-0	Lexington, Ky.
2002	W	2-1	Lexington, Ky.
2003	L	1-0	Huntington, W.Va.
2004	L	2-1	Lexington, Ky.
2005	T	0-0	Lexington, Ky.
2006	T	1-1	Huntington, W.Va.
2007	L	3-1	Lexington, Ky.
2007	W	3-1	Birmingham, Ala.*
2008	L	4-0	Huntington, W.Va.
2008	L	4-2	Dallas, Texas*
2009	W	1-0	Lexington, Ky.
2010	L	2-1	Huntington, W.Va.
2011	W	2-0	Lexington, Ky.
2012	L	1-0	Hurricane, W.Va.
2013	L	2-0	Huntington, W.Va.
2014	L	2-0	Lexington, Ky.
2015	L	1-0	Huntington, W.Va.
2016	L	3-0	Lexington, Ky.
2017	W	1-0	Huntington, W.Va.
2017	W	1-0	Norfolk, Va.*
2018	L	1-0	Lexington, Ky.
2018	L	2-1	Charlotte, N.C.*
2019	W	1-0	Huntington, W.Va.

\* Conference Tournament

# Last two meetings in the Conference USA Tournament between Marshall and Kentucky

## Soccer Box Score (Final) The Automated ScoreBook For Soccer Marshall vs Kentucky (Nov 08, 2017 at Norfolk, Va.)

Marshall (8-9-1) vs.  
Kentucky (8-6-4)  
Date: Nov 08, 2017 • Attendance: 57  
Weather: 50 degrees and steady rain

Po #	Player	Sh	SO	G	A	Fo	Min
gk 0	HIMES, Nate	-	-	-	-	-	90
2	TAIBI, Chris	3	2	-	-	-	90
3	DIAZ-SALCEDO, Carl	-	-	-	-	-	90
4	GLUECKSCHALT, Jasc	-	-	-	-	-	90
7	ROBERTS, Jamil	1	-	-	-	-	80
8	STERGIOTIS, DION	4	1	1	-	-	90
9	KNIGHT, Lewis	3	2	-	-	-	84
19	EDWARDS, Daniel	1	-	-	-	-	80
23	PAPPAS, John	-	-	-	-	-	90
26	DOLABELLA, Pedro	2	-	-	-	-	78
28	OSMANU, Illal	1	1	-	-	-	90
-- Substitutes --							
6	IZQUIERDO ROIZ, Ja	-	-	-	-	-	2
10	LOPEZ-MENDEZ, Bra	1	-	-	-	-	10
11	DAKWAR, Adi	-	-	-	-	-	10
27	SANDY, Sahr Felix	-	-	-	-	-	16
Totals		16	6	1	0	10	

#	Goalkeepers	Min	GA	Saves
0	HIMES, Nate	90:00	0	8

Shots by period	1	2	Total
Marshall	7	9	16
Kentucky	13	7	20

Corner kicks	1	2	Total
Marshall	2	5	7
Kentucky	7	5	12

### Scoring summary:

No.	Time	Team	Goal scorer	Assist	Description
1.	32:34	MAR	STERGIOTIS, DION (1)	(unassisted)	Blocked by UK off rebound past goalkeeper

### Cautions and ejections:

Win-HIMES, Nate (7-4-0). Loss-Facusse, Enrique (7-6-4).  
Stadium: ODU Soccer Complex  
Officials: Referee: Mark Kadlecik; Asst. Referee: Ryan Graves; Aaron Gallagher;  
Alt. Official: Hilario Grajeda;  
Offsides: Marshall 3, Kentucky 2.

Official's signature

## Soccer Box Score (Final) Marshall vs #3 Kentucky (Nov 09, 2018 at Charlotte, N.C.)

Marshall(8-9-3) vs.  
Kentucky(16-1-1)  
Date: Nov 09, 2018 • Attendance:  
Weather: 45 degrees cloudy with chance of rain

Po #	Player	Sh	SO	G	A	Fo	Min
gk 0	PITA, Paulo	-	-	-	-	-	90
d 3	DIAZ-SALCEDO, Carl	-	-	-	-	-	90
m 6	WESTMEYER, Jonas	2	-	-	-	-	87
f 7	SWALES, Kelan	-	-	-	-	-	53
m 8	FERNANDES, Vinicius	-	-	-	-	-	90
m 10	DOLABELLA, Pedro	-	-	-	-	-	90
m 11	ROBERTS, Jamil	-	-	1	-	-	90
d 20	MOCYUNAS, Collin	-	-	-	-	-	64
f 22	RYLAH, JP	2	1	1	-	-	87
d 23	PAPPAS, John	-	-	-	-	-	90
d 30	LEINHOS, Jan-Erik	-	-	-	-	-	90
-- Substitutes --							
9	BOUZOUKIS, Gianni	1	-	-	-	-	31
19	BORGES, Charly	-	-	-	-	-	39
Totals		5	1	1	1	15	

#	Goalkeepers	Min	GA	Saves
0	PITA, Paulo	90:00	2	5

Shots by period	1	2	Total
Marshall	1	4	5
Kentucky	9	8	17

Corner kicks	1	2	Total
Marshall	1	2	3
Kentucky	1	4	5

### Scoring summary:

No.	Time	Team	Goal scorer	Assist	Description
1.	7:04	UK	Kalil Elmedkhar (9)	Jj Williams Cole Guidon	Elmedkhar fires in a rebound, open net
2.	17:53	UK	Jj Williams (15)	Kalil Elmedkhar	Elmedkhar chips a cross to Williams inside who taps it home
3.	60:45	MAR	RYLAH, JP (5)	ROBERTS, Jamil	Roberts cross from left wing to Rylah for t in goal

### Cautions and ejections:

YC-MAR #10 (17:53); RC-MAR #10 (58:04); YC-UK #14 (71:37);  
YC-MAR #0 (89:01)

Win-Enrique Facusse (16-1-1). Loss-PITA, Paulo (7-7-3).  
Stadium: Transamerica Field  
Officials: Referee: Hilario Grajeda; Asst. Referee: Jose J. Da Silva; Jordan Davis;  
Alt. Official: Michael Lavergne;  
Offsides: Marshall 2, Kentucky 0.

Official's signature

## Marshall Postseason Awards 2019



Head Coach Chris Grassie  
Coach of the Year




Junior Pedro Dolabella  
All-Conference Second Team  
All-Academic Team



Senior Carlos Diaz-Salcedo  
All-Academic Team



Redshirt Freshman Milo Yosef  
Offensive MVP  
Freshman of the Year  
All-Conference First Team  
All-Freshman Team



Junior Jamil Roberts  
All-Conference Second Team



Redshirt Senior Paulo Pita  
Co-Golden Glove Award  
All-Conference Second Team



Sophomore Jan-Erik Leinhos  
All-Conference Third Team



Senior Illal Osmanu  
All-Conference First Team



Freshman Max Schneider  
All-Freshman Team





# MARSHALL MEN'S SOCCER

## 2019 ROSTER



NO	NAME	HT	POS	CL	Hometown/Last School
0	Kyle Winquist	5-9	GK	RS-SO	Medina, Ohio/Cuyahoga Valley Christian Acad.
1	Paulo Pita	6-3	GK	RS-SR	Santos, Sao Paulo, Brazil/Univ. of Charleston
2	Hunter Shanks	6-1	D	FR	Austin, Texas/Rouse HS
3	Carlos Diaz-Salcedo	6-0	D	SR	Barcelona, Spain/Jesuites El Clot School
4	Joao Souza	5-6	F/MF	FR	Cuiaba, Brazil/Orlando City (Club team)
5	Demarre Montoute	6-2	D	FR	Toronto, Ontario, Canada/Chaminade College HS
6	Jonas Westmeyer	6-0	MF	SR	Beckum, Germany/University of Munster
7	Milo Yosef	6-2	F	RS-FR	Aachen, Germany/Borussia Monchengladbach (Club)
8	Vinicius Fernandes	5-6	MF	SO	Sao Paulo, Brazil
9	Bleno Cruz	6-2	F	FR	Recife, Brazil/Montverde Academy
10	Pedro Dolabella	6-4	MF	JR	Brasilia, Brazil/The Pennington School (N.J.)
11	Jamil Roberts	5-9	F	JR	Langport, England/Ivybridge Comm. Coll.
12	Jacob Adams	5-6	MF	FR	Johnstown, Pa./Westmont Hilltop HS
13	Sanad Yahya	5-4	MF	FR	Melvindale, Mich./Edsel Ford HS
15	Joe Morris	5-7	MF	RS-FR	Oxford, England/The Henley College (HS England)
17	Justin Jun	5-6	MF	RS-FR	Charleston, W.Va./Waldhof Mannheim U19 (Club Team)
18	Ryan Sirk	5-8	D	RS-FR	Casa Grande, Ariz./Mission Heights Preparatory HS
19	Daniel Edwards	5-7	MF	JR	Whangaparaoa, New Zealand/Missouri State
20	Collin Mocyunas	5-9	D/MF	RS-SO	Morgantown, W.Va./University HS
21	Adam Lubell	5-10	D	FR	Moreland Hills, Ohio/Orange HS
22	Ali Nasser	5-8	F	FR	Dearborn, Mich./Edsel Ford HS
23	Max Schneider	6-2	MF	FR	Cologne, Germany/Bayer Leverkusen (Club Team)
26	Victor Orsi	6-0	F	FR	Sao Paulo, Brazil/Graded, American School of Sao Paulo
27	Ryan Gray	5-9	D	FR	Troy, Mich./Troy Athens HS
28	Illal Osmanu	6-0	D	SR	Accra, Ghana/University of Charleston
29	Gabe Sitler	5-10	GK	FR	Seneca, S.C./Montverde Academy
30	Jan-Erik Leinhos	5-7	D	SO	Felsberg, Germany/Hessen Kassel (Club Team)
31	Vitor Dias	5-8	F	SO	Brasilia, Brazil/Universidade Estacio De S.A.
35	Bryce Notardonato	6-3	GK	RS-JR	Merritt Island, Fla./Eastern Florida State College

### Coaching Staff

Chris Grassie - Head Coach, 3rd Season

Petsa Ivanovic - Assistant Coach, 3rd Season

Josh Faga - Assistant Coach, 1st Season

Brian Grassie - Volunteer Assistant

Strength Coach - Sam Black, 1st Season

Athletic Trainer - Kerri Francis, 2nd Season

### Pronunciations

3 Carlos Diaz-Salcedo - DEE-az sal-SAY-doh

4 Joao Souza - Joe-OW SEW-za

5 Demarre Montoute - Duh-MARR-a Mon-TOOT

6 Jonas Westmeyer - Yonas Vestmeyer

7 Milo Yosef - MY-lo YO-sef

8 Vinicius Fernandes - Vin-ISS-e-us

9 Bleno Cruz - BLEN-oh

10 Pedro Dolabella - DOLE-ah-bella

13 Sanad Yahya - Suh-NAHD Yigh-YA

17 Justin Jun - June

20 Collin Mocyunas - MOSS-ee-YOU-nuss

21 Adam Lubell - LEW-bell

22 Ali Nasser - ALL-ee NASS-er

26 Victor Orsi - ORR-see

28 Illal Osmanu - Ill-al Oss-MAHN-oo

29 Gabe Sitler - Sit-LER

30 Jan-Erik Leinhos - YAN-earick LINE-hose \*long o

31 Vitor Dias - Vit-TOAR DEE-iss

35 Bryce Notardonato - NO-tar-duh-NOT-oh

Ast. Coach Petsa Ivanovic - Ee-VAHN-oh-vich

Ast. Coach Josh Faga - FAY-guh

# Marshall Men's Soccer Talking Points (in order of caps)



**C-USA Defensive Player of the Week, Oct. 21, Nov. 4 & 11**

**#1 Paulo Pita, R-Sr., GK, Santos, Sao Paulo, Brazil**  
 - Appeared & started all 18 matches  
 - Has 6 shutouts, including three-straight matches (Dayton, UAB & #5 Charlotte) & #15 UK.  
 - 0.80 goals against average, 3rd in C-USA, 23rd in NCAA.  
 - .792 save pct., 2nd in C-USA, 25th in NCAA.  
 - 57 saves, 2nd in C-USA.  
 - Transferred to Marshall before 2018 season after winning Division II National Championship at Univ. of Charleston in 2017. Stayed at UC for one more season after Coach Grassie left. Arrived at Marshall in Grassie's second season at MU.  
 - Racked up numerous awards at UC in 2017 including First-team NCAA All-American.



**#4 Joao Souza, Fr., F/MF, Cuiaba, Brazil**  
 - Appeared in all 18 matches, 14 starts.  
 - 1 of 5 true freshmen making impact on the pitch.  
 - Made collegiate debut with start and 73 minutes in season-opener at Purdue Fort Wayne (8/30), recorded 1st career assist.  
 - Assisted on goal vs. UTRGV (9/17).  
 - 1st career goal at Old Dominion (9/27).  
 - Scored 2nd goal of year vs. UAB (10/5).  
 - 4th assist of year at Wright State (10/22).  
 - Assisted on MU's 1st goal at No. 19 FIU (11/8).  
 - Played for Orlando City of U.S. Development Academy.



**College Soccer News National Team of the Week member Nov. 4**

**#6 Jonas Westmeyer, Sr., MF, Beckum, Germany**  
 - Appeared in all 18 matches, 11 starts.  
 - 2nd on team with 7 assists, tied for 3rd in C-USA.  
 - Played all 90 minutes in season-opener at Purdue Fort Wayne (8/30) had 1 assist.  
 - Assisted on game-winner vs. ETSU (9/10).  
 - Assisted on game-winner vs. Dayton (10/1).  
 - Scored a goal & assisted on two vs. UAB (10/5).  
 - Tallied 6th assist of season & 10th of career at LMU (10/15).  
 - Scored game-winner on free kick, 81', at Oakland.  
 - Scored game-winner, 64', vs. #15 UK.  
 - Has taken 74 corner kicks in his 2-year Herd career.



**C-USA Offensive Player of the Week, Oct. 21 & Nov. 4**

**#7 Milo Yosef, R-Fr., F, Aachen, Germany**  
 - Appeared in all 18 matches, 17 starts.  
 - Leads MU 11 goals, leads C-USA & tied for 19th in NCAA, including 4 game-winners leads C-USA.  
 - Leads C-USA in 7 offensive categories.  
 - Made collegiate debut in season-opener at Purdue Fort Wayne (8/30) and scored 1st career goal.  
 - Scored game-winner in 82' vs. Akron (9/21).  
 - Scored twice at Old Dominion (9/27) with 1st goal coming just 48 seconds into match.  
 - C-USA Off. Player of the Week & College Soccer News Athlete of the Week, Oct. 21, with 4 goals & 1 assist in 2 road matches.  
 - Assisted on game-winner vs. #15 UK.



**#10 Pedro Dolabella, Jr., MF, Brasilia, Brazil**  
 - Appeared & started all 18 matches.  
 - 2nd on team with 6 goals.  
 - Scored 1st goal of year at Purdue Fort Wayne (8/30) in season-opener.  
 - Assisted on game-winner vs. Butler (9/6).  
 - Scored a goal & had an assist vs. UAB (10/5).  
 - Season-high 98 minutes at #5 Charlotte (10/12).  
 - Scored 10th career goal & 7th career assist at LMU (10/15).  
 - 6th goal of year at Wright State (10/22).  
 - Two-time Conference USA Academic Medalist for GPA of 3.75 or better.



**C-USA Defensive Player of the Week, Oct. 7 & 14**

**#28 Illal Osmanu, Sr., D, Accra, Ghana**  
 - Appeared & started all 18 matches.  
 - Has missed only 14 minutes in 2019 dealing with minor injury vs. UTRGV (9/17). Played every minute of other 15 matches.  
 - Named C-USA Def. Player of the Week back-to-back weeks (10/7 & 10/14) helping lead MU to 3-straight shutouts including #5 Charlotte (10/12).  
 - Played 55 career matches, 4,844 minutes at MU.  
 - Played freshman (2016) season at Univ. of Charleston under Coach Grassie, transferred to MU when Grassie was named head coach in winter of 2017. In 3rd season with Herd.



**#3 Carlos Diaz-Salcedo, Sr., D, Barcelona, Spain**  
 - Appeared in 17 matches, 16 starts.  
 - Steady defender for Herd, only Marshall senior who has spent all 4 collegiate seasons with Herd.  
 - Has logged 5,156 minutes in career with 64 games and 58 starts.  
 - Played every minute of 12 matches including season-high 110 (2x) at Charlotte & Wright State.  
 - 2 career goals and 5 assists.  
 - First career goal at Eastern Illinois (9/4/16) of freshman year was game-winner.  
 - Career-high 4 assists in 2017, sophomore year.  
 - 3rd Team All-Conference USA selection in 2018.



**#30 Jan-Erik Leinhos, So., D, Felsberg, Germany**  
 - Appeared & started 16 matches.  
 - Started 36-straight contests before injury held him out of final 2 matches of the regular season.  
 - Tied for 3rd on team with 4 goals.  
 - Scored in season-opener at Purdue Fort Wayne (8/30).  
 - Scored equalizer in 79th minute on converted penalty kick against Akron (9/21).  
 - 1-of-6 Herd players to score vs. UAB.  
 - 2-of-2 on PKs, 2nd coming at San Diego State.  
 - Named to 2018 C-USA All-Tournament Team.  
 - Played for Hessen Kassel in Regionalliga.



**#23 Max Schneider, Fr., MF, Cologne, Germany**  
 - Appeared in 16 matches, 16 starts.  
 - Logged 1,386 minutes in freshman campaign, season-high 110 minutes at #5 Charlotte.  
 - Played every minute of 7 matches.  
 - Collegiate debut at Purdue Fort Wayne, tallied 1st career assist.  
 - Scored 1st collegiate goal vs. ETSU (9/10).  
 - Scored 2nd goal vs. Dayton with header in 29th minute (10/1).  
 - Assisted on goals vs. South Carolina (9/14) and at Old Dominion (9/27).



**#31 Vitor Dias, So., F, Brasilia, Brazil**  
 - Appeared in 16 matches, 14 starts. Eased into lineup after preseason injury, 1,182 min. played.  
 - Excellent ball handler with great dribbling ability.  
 - Assisted on GW goal at No. 19 FIU.  
 - Made MU debut vs. Butler (9/6) with 28 minutes.  
 - Scored 1st career goal at Old Dominion (9/27).  
 - 1st collegiate assist at LMU (10/15).  
 - Scored 2nd goal of year as game-winner in the 48th minute at San Diego State (10/18).  
 - Scored in back-to-back matches at San Diego State and at Wright State (10/22).  
 - Transferred from Universidade Estacio De S.A. in Rio de Janeiro, Brazil.



**#18 Ryan Sirk, R-Fr., D, Casa Grande, Ariz.**  
 - Appeared in 16 matches, 12 starts, with 1,080 minutes played.  
 - Played 25 minutes off the bench at No. 19 FIU.  
 - Played every minute in 5 matches.  
 - Made collegiate debut in season-opener at Purdue Fort Wayne (8/30).  
 - Had one shot against ETSU (9/10) and another vs. UAB (10/5).  
 - Redshirted freshman season in 2018.  
 - Played for Real Salt Lake Academy and then Columbus Crew Academy.



**#20 Collin Mocyunas, R-So., D, Morgantown, W.Va.**  
 - Appeared in 16 matches, 8 starts.  
 - Logged 871 minutes. Played every minute of 5 matches, last at No. 19 FIU.  
 - Played all 110 minutes at #5 Charlotte (10/12) and at Wright State (10/22).  
 - Started vs. ETSU (9/10) but left after 10 minutes due to injury.  
 - Redshirted 2017 freshman season.  
 - Played 1,082 minutes in 2018 including career-high 101 minutes vs. NKU (10/16/18).  
 - Scored 1st career goal with game-winner vs. Old Dominion (9/29/18).  
 - 1 of 2 players from W.Va. on roster (Justin Jun).



# Marshall Men's Soccer Talking Points (in order of caps)



**#8 Vinicius Fernandes, So., MF, Sao Paulo, Brazil**

- Appeared in 15 matches, 9 starts.
- Logged 920 minutes. Has played every minute of 3 matches (UTRGV, Oakland & UK).
- Scored lone goal of the year vs. UTRGV (9/17).
- Assisted on goals vs. South Carolina (9/14) and UAB (10/5).
- Very comfortable with the ball & excels at dispossessing opponents.
- Named 2018 All C-USA 3rd team & C-USA All-Freshman Team.
- Scored 3 goals & 2 assists in 2018.



C-USA Offensive Player of the Week, Nov. 11

**#11 Jamil Robert, Jr., F, Langport, England**

- Appeared in 14 matches, 11 starts.
- 2nd in points with 21 (6 goals & 9 assists).
- Tied for 8th in the NCAA in assists - 9.
- Leads MU in assists, tied for 2nd most in MU history & most by a Herd player since Ryan LaPointe (9) & Shawn Sizemore (10) in 1993.
- Recorded at least 1 assist in 3-straight (9/17-27).
- 2 assists & 1 goal at LMU (10/15) 3rd match with 2 assists this season.
- Scored both MU's goals in win over Butler (9/6).
- Scored both goals in regular season title clinching match at No. 19 FIU.



**#5 Demarre Montoute, Fr., D, Toronto, Ontario**

- Appeared in 11 matches coming off the bench.
- Logged 259 minutes.
- Season-high 63 minutes played at NKU (9/2).
- Played club soccer for Vaughn Azurri.
- Club team won U19 Ontario Cup and the U19 OYSL Champions at Montverde Showcase.
- Attended Chaminade College High School (Toronto), team won the TDCSB Championship his freshman season.



**#9 Bleno Cruz, Fr. F, Recife, Brazil**

- Appeared in 7 matches coming off the bench.
- Logged 157 minutes.
- Made collegiate debut at Purdue Fort Wayne (8/30) with season-high 45 minutes, 1 shot on goal.
- Scored 1st career goal vs. UTRGV (9/17).
- Three total shots, two on goal.
- Attended Montverde Academy.
- Attended Colegio Equipe before moving to Montverde Academy.



**#15 Joe Morris, R-Fr., MF, Oxford, England**

- Appeared in 6 matches coming off the bench.
- Redshirted 2018 season.
- Logged 38 minutes in 2019.
- Made collegiate debut vs. South Carolina (9/14).
- Played season-high 11 minutes at SDSU (10/18).
- 2018-19 Conference USA Commissioner's Honor Roll.
- Attended The Henley College in Henley-on-Thames, England.
- Member of the Tactic League Cup winners.



**#17 Justin Jun, R-Fr., MF, Charleston, W.Va.**

- Appeared in 3 matches coming off the bench.
- Redshirted 2018 season.
- Made collegiate debut vs. South Carolina (9/14) with 8 minutes.
- Tied season-high 8 minutes at SDSU (10/18).
- 2018-19 C-USA Commissioner's Honor Roll.
- 2018-19 C-USA Academic Medalist: GPA 3.75 or better.
- Played club for Real Salt Lake in 2015-16, also for Waldhof Mannheim U19.



**#0 Kyle Winquist, R-So., GK, Medina, Ohio**

- Has not appeared in a match, sitting out 2019 season after making brief transfer in spring of 2019, then transferring back to MU.
- Did not compete during 2018 season with Marshall.
- Appeared in goal in 2 matches in 2017 (freshman) season.
- Played final 92 min. of double-OT draw vs. NKU (9/20/17).
- Started vs. Purdue Fort Wayne (9/26/17) tallied 4 saves & allowed two goals.



**#2 Hunter Shanks, Fr., D, Austin, Texas**

- Has not appeared in a match.
- Played club soccer for Lonestar Soccer Club of the U.S. Development Academy.
- Played in over 50 matches with over 40 starts for Lonestar.
- Attended Rouse High School where he lettered as a freshman & sophomore before focusing on club soccer.
- Mother (Lis) ran cross country for North Texas.



**#12 Jacob Adams, Fr., MF, Johnstown, Pa.**

- Has not appeared in a match.
- Played club soccer for the Pittsburgh River Hounds Academy.
- Attended and starred for Westmont Hilltop High School.
- Scored 88 goals in prep career with 48 during senior year. Also tallied 46 assists.
- Team won back-to-back district championships and were 2018 conference champs.
- Father (Ryan) played basketball & ran cross country at Williamson College.



**#13 Sanad Yahya, Fr., MF, Melvindale, Mich.**

- Has not appeared in a match.
- Played club soccer for Vardar Squad with current Marshall teammates Ali Nasser and Ryan Gray.
- Played nearly 50 matches over three years with Vardar and scored 3 goals while with U15 squad.
- Attended Melvindale High School first two years and won regional title as freshman & state cup championship as sophomore.
- Graduated from Edsel Ford High School.



**#19 Daniel Edwards, Jr., MF, Whangaparaoa, New Zealand**

- Has not appeared in a match, sitting out 2019 season due to 2nd transfer.
- Played 2017 with Marshall, appeared in 12 matches with 6 starts, 671 total minutes.
- Transferred to Missouri State for 2018 season, appeared in 6 matches, 111 total minutes.
- Transferred back to Marshall.
- Brings great work ethic and leadership by example.



**#21 Adam Lubell, Fr., D, Moreland Hills, Ohio**

- Has not appeared in a match.
- Played club soccer for Cleveland Internationals on the U.S. Development Academy. Played in nearly 40 matches with 26 starts with club team.
- Attended Orange High School and starred for 2 years, 17 goals, 19 assists.
- Helped lead high school to 2 conference championships.
- Mother (Alice) played softball & volleyball at Wittenberg University (Springfield, Ohio).



# Marshall Men's Soccer Talking Points



**#22 Ali Nasser, Fr., F, Dearborn, Mich.**

- Has not appeared in a match.
- Played club soccer for Vardar Squad with current Marshall teammates Sanad Yahya and Ryan Gray.
- Played nearly 80 matches, 50 starts with Vardar.
- Scored 17 goals including 3 during final season for the U18/19 team.
- Attended Edsel Ford High School.
- Participated in Super Y League & Florida IMG where he had 6 goals & 4 assists.
- Father (Zolfikar) played professional soccer in Lebanon.



**#26 Victor Orsi, Fr., F, Sao Paulo, Brazil**

- Has not appeared in a match.
- Played club soccer in Brazil for Club Paulistano.
- Team was the Interclubes Tournament Champion and 5-time runners-up.
- Named Interclubes Tournament MVP and MVP runner-up twice.
- Attended high school at Graded, American School of Sao Paulo.
- High school team was Big 8 Tournament Champion, he was Big 8 top scorer & Big 8 MVP.



**#27 Ryan Gray, Fr., D, Troy, Mich.**

- Has not appeared in a match.
- Played club soccer for Vardar squad with current Marshall teammates Sanad Yahya and Ali Nasser.
- Played over 70 matches with more than 60 starts with Vardar, scored two goals.
- Attended Troy Athens High School.



**#29 Gabe Sitler, Fr. GK, Seneca, S.C.**

- Has not appeared in a match.
- Comes to Herd from Montverde Academy.
- Trained and played with SIMA (Soccer Institute at Montverde Academy) Gold Team.



**#35 Bryce Notardonato, R-Jr., GK, Merritt Island, Fla.**

- Has not appeared in a match.
- Sat out 2018 season with knee injury after transferring to Marshall from Eastern Florida State College.
- While at Eastern Florida State, broke school shut-outs record during freshman season with 8.
- Team was district champions and regional runner-up during sophomore season (2017).
- Mother (Celeste) played soccer at Rutgers Univ.



**Head Coach Chris Grassie, 3rd season, 29-21-7 record at Marshall, 128-41-15 overall head coaching record**

- Hired at Marshall on January 10, 2017 after 6 successful seasons as head coach at University of Charleston.
- Has Marshall working its way into national conversation, being ranked #21 (Oct. 15) and receiving votes over the last 3 weeks, first time since 2001 either ranked or receiving votes in the NCAA/United Soccer Coaches Poll.
- Won his 100th career match in 1st contest with Herd vs. UNC Asheville (8/25/17).
- Won 8 games in each of first two seasons at MU and has already matched that win total with 8 matches remaining.
- Led Marshall to the C-USA Tournament semi-final in each of first two seasons with first round upset of Kentucky (MU No. 6 seed, UK No. 3 seed) in 2017 and upset of FIU (MU No. 5 seed, FIU No. 4 seed) in 2018. Both times Herd lost in semi-final to eventual tournament champions.
- Led Univ. of Charleston to the Division II National Championship twice (2014 & 2016) finishing as the runner-up.
- Previously a grad assistant coach with Marshall (2004-06). Also assistant at Michigan (2007-10).
- Played collegiately at Alderson-Broaddus and named all-conference multiple times.
- Played professionally in England most notably with Northwich Victoria.



**Assistant Coach Petsa Ivanovic, 3rd season**

- Started with Marshall as a volunteer assistant in 2017. Became a full-time assistant before the 2018 season.
- Has helped lead Herd to national conversation receiving votes in the NCAA/United Soccer Coaches Poll.
- Helped lead Herd to Conference USA Tournament semi-final match in both 2017 & 2018 following 1st round upsets.
- During past two seasons (2017-18), MU has had 7 players named all-conference, 4 named to C-USA All-Tournament Teams, 3 named all-academic, 4 named C-USA offensive or defensive player of the week, 1 named United Soccer Coaches All-Southeast Region, players honored 45 times on C-USA Commissioner's Honor Roll and 14 C-USA Academic Medalists.
- Previously worked with Coach Grassie for 3 years at Univ. of Charleston (2012-14).
- Started playing at Mladost Apatin Academy at the age of 12, made professional debut in Serbia at 17. Played 2nd division in Serbia 1 more year then attended Univ. of Charleston in 2008. In 2010, transferred to Jacksonville Univ.
- Played PDL soccer for WV Chaos coached by Chris Grassie at the time.



**Assistant Coach Josh Faga, 1st season**

- Hired at Marshall in August of 2019 after spending the last five years at Duquesne.
- Helped Dukes to offense that led Atlantic 10 Conference in scoring and points per game.
- Duquesne reached the A-10 Championship in 2015 & 2016.
- Along with coaching experience, also a Specialist in Strength and Conditioning through the International Sports Sciences Association as well as a Performance Enhancement Specialist through the National Academy of Sports Medicine. In 2015 he completed the World Football Academy Mentorship certification.
- Co-host of popular "Just Kickin It" coaching podcast with Brian Shrum.
- Authored a book with excerpts from Podcast entitled "The Real Giants of Soccer Coaching: Insights & Wisdom from the Game's Greatest Coaches" published in spring of 2018.
- Starred collegiately at St. John's and then at Marist. Played with Rochester Rhinos (USLPRO) in 2013 before moving on to the Rochester Lancers of the MASL where he played until hired at Duquesne.

**The Automated ScoreBook For Soccer**  
**Marshall Overall Team Statistics (as of Nov 14, 2019)**  
**All games**

Overall: 13-2-3 Conf: 5-1-1 Home: 7-1-0 Away: 6-1-3 Neut: 0-0-0

<b>TEAM STATISTICS</b>	<b>MAR</b>	<b>OPP</b>
<b>SHOT STATISTICS</b>		
Goals-Shot attempts	42-236	15-181
Goals scored per game	2.33	0.83
Shot pct.	.178	.083
Shots on goal-Attempts	110-236	74-181
SOG pct.	.466	.409
Shots/Game	13.1	10.1
Assists	37	11
CORNER KICKS	97	88
PENALTY KICKS	2-2	3-3
<b>PENALTIES</b>		
Yellow cards	33	32
Red cards	2	2
<b>ATTENDANCE</b>		
Total	5154	2759
Dates/Avg Per Date	8/644	10/276
Neutral Site #/Avg	0/0	

<b>Goals by Period</b>	<b>1st</b>	<b>2nd</b>	<b>OT</b>	<b>OT2</b>	<b>Total</b>
Marshall	20	22	0	0	42
Opponents	2	12	1	0	15

<b>Corners by Period</b>	<b>1st</b>	<b>2nd</b>	<b>OT</b>	<b>OT2</b>	<b>Total</b>
Marshall	52	45	0	0	97
Opponents	33	48	1	6	88

<b>Shots by Period</b>	<b>1st</b>	<b>2nd</b>	<b>OT</b>	<b>OT2</b>	<b>Total</b>
Marshall	119	109	4	4	236
Opponents	75	95	7	4	181

<b>Fouls by Period</b>	<b>1st</b>	<b>2nd</b>	<b>OT</b>	<b>OT2</b>	<b>Total</b>
Marshall	85	110	4	0	199
Opponents	90	114	6	5	215

<b>Saves by Period</b>	<b>1st</b>	<b>2nd</b>	<b>OT</b>	<b>OT2</b>	<b>Total</b>
Marshall	26	31	1	1	59
Opponents	31	35	1	1	68



**The Automated ScoreBook For Soccer**  
**Marshall Overall Individual Statistics (as of Nov 14, 2019)**  
**All games**

Overall: 13-2-3 Conf: 5-1-1 Home: 7-1-0 Away: 6-1-3 Neut: 0-0-0

##	Player	gp-gs	min	g	a	pts	sh	sh%	sog	sog%	yc	rc	gwg	pk-att	cnr
7	YOSEF, Milo	18-17	1411	11	3	25	51	.216	25	.490	4	0	4	0-0	0
11	ROBERTS, Jamil	14-11	1021	6	9	21	37	.162	17	.459	3	0	3	0-0	12
10	Dolabella, Pedro	18-18	1474	6	4	16	28	.214	11	.393	3	0	0	0-0	0
6	WESTMEYER, Jonas	18-11	1183	4	7	15	31	.129	13	.419	0	0	2	0-0	51
30	LEINHOS, Jan-Erik	16-16	1375	4	1	9	15	.267	8	.533	0	0	0	2-2	0
31	DIAS, Vitor	16-14	1182	3	3	9	12	.250	5	.417	0	0	1	0-0	4
4	SOUZA, Joao	18-14	1197	2	5	9	16	.125	7	.438	3	0	1	0-0	4
23	SCHNEIDER, Max	16-16	1386	2	3	7	12	.167	7	.583	5	1	2	0-0	1
8	FERNANDES, Vinicius	15-9	919	1	2	4	11	.091	4	.364	1	0	0	0-0	4
9	CRUZ, Bleno	7-0	157	1	0	2	3	.333	2	.667	0	0	0	0-0	0
28	OSMANU, Illal	18-18	1668	0	0	0	10	.000	5	.500	4	0	0	0-0	0
3	DIAZ-SALCEDO, Carlos	17-16	1438	0	0	0	6	.000	3	.500	1	1	0	0-0	0
18	SIRK, Ryan	16-12	1080	0	0	0	3	.000	1	.333	1	0	0	0-0	0
20	MOCYUNAS, Collin	16-8	871	0	0	0	1	.000	0	.000	1	0	0	0-0	0
17	JUN, Justin	3-0	21	0	0	0	0	.000	0	.000	0	0	0	0-0	0
15	MORRIS, Joe	6-0	38	0	0	0	0	.000	0	.000	0	0	0	0-0	0
5	MONTOUTE, Demarre	11-0	259	0	0	0	0	.000	0	.000	3	0	0	0-0	0
Total		18	-	42	37	121	236	.178	110	.466	33	2	13	2-2	-
Opponents		18	-	15	11	41	181	.083	74	.409	32	2	2	3-3	-

#	Goalie	gp-gs	Goal Average			Saves		Record			
			min	ga	gaavg	saves	pct	w	l	t	sho/cbo
1	PITA, Paulo	18-15	1682:13	15	0.80	57	.792	13	2	3	6/0
TM	TEAM	-	0:00	0	0.00	2	1.000	0	0	0	0/0
Total		18	1682:13	15	0.80	59	.797	13	2	3	6
Opponents		18	1682:13	42	2.25	68	.618	2	13	3	2

Team saves: 2

Goals by Period	1st	2nd	OT	OT2	Total
Marshall	20	22	0	0	42
Opponents	2	12	1	0	15

Corners by Period	1st	2nd	OT	OT2	Total
Marshall	52	45	0	0	97
Opponents	33	48	1	6	88

Shots by Period	1st	2nd	OT	OT2	Total
Marshall	119	109	4	4	236
Opponents	75	95	7	4	181

Fouls by Period	1st	2nd	OT	OT2	Total
Marshall	85	110	4	0	199
Opponents	90	114	6	5	215

Saves by Period	1st	2nd	OT	OT2	Total
Marshall	26	31	1	1	59
Opponents	31	35	1	1	68

Attendance Summary	MAR	Opponent
Total	5154	2759
Dates/Avg Per Date	8/644	10/276
Neutral Site #/Avg	0/0	

**The Automated ScoreBook For Soccer**  
**Marshall Combined Team Statistics (as of Nov 14, 2019)**  
**All games**

<b>RECORD:</b>	<b>OVERALL</b>	<b>HOME</b>	<b>AWAY</b>	<b>NEUTRAL</b>
ALL GAMES	13-2-3	7-1	6-1-3	0-0
CONFERENCE	5-1-1	3-0	2-1-1	0-0
NON-CONFERENCE	8-1-2	4-1	4-0-2	0-0

Date	Opponent		Score	Att.	#	Player	gp	g	a	pts	sh	sh%	soq	soq%	gw	pk-att
08/30/19	at Purdue Fort Wayne	w	3-0	0	7	YOSEF, Milo	18	11	3	25	51	.216	25	.490	4	0-0
09/02/19	at Northern Ky.	To2	1-1	236	11	ROBERTS, Jamil	14	6	9	21	37	.162	17	.459	3	0-0
Sep 06	BUTLER	w	2-1	608	10	Dolabella, Pedro	18	6	4	16	28	.214	11	.393	0	0-0
Sep 10	ETSU BUCS	w	2-1	288	6	WESTMEYER, Jonas	18	4	7	15	31	.129	13	.419	2	0-0
* Sep 14	SOUTH CAROLINA	w	2-0	275	30	LEINHOS, Jan-Erik	16	4	1	9	15	.267	8	.533	0	2-2
Sep 17	UTRGV	L	2-3	274	31	DIAS, Vitor	16	3	3	9	12	.250	5	.417	1	0-0
Sep 21	AKRON	w	2-1	653	4	SOUZA, Joao	18	2	5	9	16	.125	7	.438	1	0-0
* Sep 27	at OLD DOMINION	w	4-1	398	23	SCHNEIDER, Max	16	2	3	7	12	.167	7	.583	2	0-0
Oct 01	DAYTON	w	2-0	311	8	FERNANDES, Vinicius	15	1	2	4	11	.091	4	.364	0	0-0
* Oct 05	UAB	w	6-0	713	9	CRUZ, Bleno	7	1	0	2	3	.333	2	.667	0	0-0
* 10/12/19	at #5 Charlotte	To2	0-0	1019	28	OSMANU, Ilial	18	0	0	0	10	.000	5	.500	0	0-0
10/15/19	at LMU (CA)	w	4-1	185	3	DIAZ-SALCEDO, Carlos	17	0	0	0	6	.000	3	.500	0	0-0
Oct 18	at SDSU	w	5-1	318	18	SIRK, Ryan	16	0	0	0	3	.000	1	.333	0	0-0
Oct 22	at Wright State	To2	2-2	204	20	MOCYUNAS, Collin	16	0	0	0	1	.000	0	.000	0	0-0
* Oct 26	at Florida Atlantic	Lot	0-1	195	17	JUN, Justin	3	0	0	0	0	.000	0	.000	0	0-0
Oct 29	at OAKLAND	w	2-1	204	15	MORRIS, Joe	6	0	0	0	0	.000	0	.000	0	0-0
* Nov 03	#15 KENTUCKY	w	1-0	2032	5	MONTOUTE, Demarre	11	0	0	0	0	.000	0	.000	0	0-0
* Nov 08	at FIU	w	2-1	0												
Total							18	42	37	121	236	.178	110	.466	13	2-2
Opponents							18	15	11	41	181	.083	74	.409	2	3-3

**TEAM STATISTICS**      **MAR**      **OPP**

**SHOT STATISTICS**

Goals-Shot attempts	42-236	15-181
Goals scored per game	2.33	0.83
Shot pct.	.178	.083
Shots on goal-Attempts	110-236	74-181
SOG pct.	.466	.409
Shots/Game	13.1	10.1
CORNER KICKS	97	88
PENALTY KICKS	2-2	3-3

**PENALTIES**

Yellow cards	33	32
Red cards	2	2

**ATTENDANCE**

Total	5154	2759
Dates/Avg Per Date	8/644	10/276
Neutral Site #/Avg	0/0	

#	Goalie	GP	Min.	GA	GAAvg	Saves	Pct	W-L-T	Sho
1	PITA, Paulo	18	1682:13	15	0.80	57	.792	13-2-3	6/0
Total		18	1682:13	15	0.80	59	.797	13-2-3	6
Opponents		18	1682:13	42	2.25	68	.618	2-13-3	2

Goals by Period	1st	2nd	OT	OT2	Total
Marshall	20	22	0	0	42
Opponents	2	12	1	0	15

Shots by Period	1st	2nd	OT	OT2	Total
Marshall	119	109	4	4	236
Opponents	75	95	7	4	181

Saves by Period	1st	2nd	OT	OT2	Total
Marshall	26	31	1	1	59
Opponents	31	35	1	1	68

Corners by Period	1st	2nd	OT	OT2	Total
Marshall	52	45	0	0	97
Opponents	33	48	1	6	88

Fouls by Period	1st	2nd	OT	OT2	Total
Marshall	85	110	4	0	199
Opponents	90	114	6	5	215



**The Automated ScoreBook For Soccer**  
**Marshall Combined Team Statistics (as of Nov 14, 2019)**  
**Conference games**

<b>RECORD:</b>	<b>OVERALL</b>	<b>HOME</b>	<b>AWAY</b>	<b>NEUTRAL</b>
ALL GAMES	5-1-1	3-0	2-1-1	0-0
CONFERENCE	5-1-1	3-0	2-1-1	0-0
NON-CONFERENCE	0-0	0-0	0-0	0-0

<b>Date</b>	<b>Opponent</b>		<b>Score</b>	<b>Att.</b>
* Sep 14	SOUTH CAROLINA	w	2-0	275
* Sep 27	at OLD DOMINION	w	4-1	398
* Oct 05	UAB	w	6-0	713
* 10/12/19	at #5 Charlotte	To2	0-0	1019
* Oct 26	at Florida Atlantic	Lot	0-1	195
* Nov 03	#15 KENTUCKY	w	1-0	2032
* Nov 08	at FIU	w	2-1	0

**TEAM STATISTICS**      **MAR**      **OPP**

<b>SHOT STATISTICS</b>			
Goals-Shot attempts	15-90	3-67	
Goals scored per game	2.14	0.43	
Shot pct.	.167	.045	
Shots on goal-Attempts	40-90	26-67	
SOG pct.	.444	.388	
Shots/Game	12.9	9.6	
CORNER KICKS	41	31	
PENALTY KICKS	0-0	1-1	
<b>PENALTIES</b>			
Yellow cards	8	5	
Red cards	0	1	
<b>ATTENDANCE</b>			
Total	3020	1612	
Dates/Avg Per Date	3/1007	4/403	
Neutral Site #/Avg	0/0		

##	Player	gp	g	a	pts	sh	sh%	sog	sog%	gw	pk-att
11	ROBERTS, Jamil	6	3	4	10	18	.167	8	.444	1	0-0
7	YOSEF, Milo	7	4	1	9	18	.222	6	.333	2	0-0
6	WESTMEYER, Jonas	7	2	2	6	14	.143	7	.500	1	0-0
10	Dolabella, Pedro	7	2	2	6	12	.167	4	.333	0	0-0
4	SOUZA, Joao	7	2	1	5	7	.286	4	.571	1	0-0
31	DIAS, Vitor	7	1	1	3	3	.333	2	.667	0	0-0
30	LEINHOS, Jan-Erik	5	1	0	2	3	.333	3	1.000	0	0-0
8	FERNANDES, Vinicius	6	0	2	2	6	.000	2	.333	0	0-0
23	SCHNEIDER, Max	7	0	2	2	4	.000	2	.500	0	0-0
3	DIAZ-SALCEDO, Carlos	7	0	0	0	3	.000	1	.333	0	0-0
28	OSMANU, Illal	7	0	0	0	1	.000	1	1.000	0	0-0
18	SIRK, Ryan	6	0	0	0	1	.000	0	.000	0	0-0
20	MOCYUNAS, Collin	6	0	0	0	0	.000	0	.000	0	0-0
17	JUN, Justin	2	0	0	0	0	.000	0	.000	0	0-0
15	MORRIS, Joe	4	0	0	0	0	.000	0	.000	0	0-0
9	CRUZ, Bleno	1	0	0	0	0	.000	0	.000	0	0-0
5	MONTOUTE, Demarre	3	0	0	0	0	.000	0	.000	0	0-0
Total		7	15	15	45	90	.167	40	.444	5	0-0
Opponents		7	3	2	8	67	.045	26	.388	1	1-1

##	Goalie	GP	Min.	GA	GAAvg	Saves	Pct	W-L-T	Sho
1	PITA, Paulo	7	652:13	3	0.41	23	.885	5-1-1	4/0
Total		7	652:13	3	0.41	23	.885	5-1-1	4
Opponents		7	652:13	15	2.07	25	.625	1-5-1	2

Goals by Period	1st	2nd	OT	OT2	Total
Marshall	7	8	0	0	15
Opponents	1	1	1	0	3

Shots by Period	1st	2nd	OT	OT2	Total
Marshall	44	43	2	1	90
Opponents	33	32	1	1	67

Saves by Period	1st	2nd	OT	OT2	Total
Marshall	10	13	0	0	23
Opponents	12	12	1	0	25

Corners by Period	1st	2nd	OT	OT2	Total
Marshall	23	18	0	0	41
Opponents	10	20	0	1	31

Fouls by Period	1st	2nd	OT	OT2	Total
Marshall	30	38	2	0	70
Opponents	35	47	2	0	84

**The Automated ScoreBook For Soccer**  
**Marshall Combined Team Statistics (as of Nov 01, 2019)**  
**Non-conference games**

<b>RECORD:</b>	<b>OVERALL</b>	<b>HOME</b>	<b>AWAY</b>	<b>NEUTRAL</b>
ALL GAMES	8-1-2	4-1	4-0-2	0-0
CONFERENCE	0-0	0-0	0-0	0-0
NON-CONFERENCE	8-1-2	4-1	4-0-2	0-0

<b>Date</b>	<b>Opponent</b>		<b>Score</b>	<b>Att.</b>
08/30/19	at Purdue Fort Wayne	w	3-0	0
09/02/19	at Northern Ky.	To2	1-1	236
Sep 06	BUTLER	w	2-1	608
Sep 10	ETSU BUCS	w	2-1	288
Sep 17	UTRGV	L	2-3	274
Sep 21	AKRON	w	2-1	653
Oct 01	DAYTON	w	2-0	311
10/15/19	at LMU (CA)	w	4-1	185
Oct 18	at SDSU	w	5-1	318
Oct 22	at Wright State	To2	2-2	204
Oct 29	at OAKLAND	w	2-1	204

<b>TEAM STATISTICS</b>	<b>MAR</b>	<b>OPP</b>
<b>SHOT STATISTICS</b>		
Goals-Shot attempts	27-146	12-114
Goals scored per game	2.45	1.09
Shot pct.	.185	.105
Shots on goal-Attempts	70-146	48-114
SOG pct.	.479	.421
Shots/Game	13.3	10.4
CORNER KICKS	56	57
PENALTY KICKS	2-2	2-2
<b>PENALTIES</b>		
Yellow cards	25	27
Red cards	2	1
<b>ATTENDANCE</b>		
Total	2134	1147
Dates/Avg Per Date	5/427	6/191
Neutral Site #/Avg	0/0	

#	Player	gp	g	a	pts	sh	sh%	sog	sog%	gw	pk-att
7	YOSEF, Milo	11	7	2	16	33	.212	19	.576	2	0-0
11	ROBERTS, Jamil	8	3	5	11	19	.158	9	.474	2	0-0
10	Dolabella, Pedro	11	4	2	10	16	.250	7	.438	0	0-0
6	WESTMEYER, Jonas	11	2	5	9	17	.118	6	.353	1	0-0
30	LEINHOS, Jan-Erik	11	3	1	7	12	.250	5	.417	0	2-2
31	DIAS, Vitor	9	2	2	6	9	.222	3	.333	1	0-0
23	SCHNEIDER, Max	9	2	1	5	8	.250	5	.625	2	0-0
4	SOUZA, Joao	11	0	4	4	9	.000	3	.333	0	0-0
8	FERNANDES, Vinicius	9	1	0	2	5	.200	2	.400	0	0-0
9	CRUZ, Bleno	6	1	0	2	3	.333	2	.667	0	0-0
28	OSMANU, Illal	11	0	0	0	9	.000	4	.444	0	0-0
3	DIAZ-SALCEDO, Carlos	10	0	0	0	3	.000	2	.667	0	0-0
18	SIRK, Ryan	10	0	0	0	2	.000	1	.500	0	0-0
20	MOCYUNAS, Collin	10	0	0	0	1	.000	0	.000	0	0-0
17	JUN, Justin	1	0	0	0	0	.000	0	.000	0	0-0
15	MORRIS, Joe	2	0	0	0	0	.000	0	.000	0	0-0
5	MONTOUTE, Demarre	8	0	0	0	0	.000	0	.000	0	0-0
Total		11	27	22	76	146	.185	70	.479	8	2-2
Opponents		11	12	9	33	114	.105	48	.421	1	2-2

#	Goalie	GP	Min.	GA	GAAvg	Saves	Pct	W-L-T	Sho
1	PITA, Paulo	11	1030:00	12	1.05	34	.739	8-1-2	2/0
Total		11	1030:00	12	1.05	36	.750	8-1-2	2
Opponents		11	1030:00	27	2.36	43	.614	1-8-2	0

Goals by Period	1st	2nd	OT	OT2	Total
Marshall	13	14	0	0	27
Opponents	1	11	0	0	12

Shots by Period	1st	2nd	OT	OT2	Total
Marshall	75	66	2	3	146
Opponents	42	63	6	3	114

Saves by Period	1st	2nd	OT	OT2	Total
Marshall	16	18	1	1	36
Opponents	19	23	0	1	43

Corners by Period	1st	2nd	OT	OT2	Total
Marshall	29	27	0	0	56
Opponents	23	28	1	5	57

Fouls by Period	1st	2nd	OT	OT2	Total
Marshall	55	72	2	0	129
Opponents	55	67	4	5	131



**The Automated ScoreBook For Soccer**  
**Marshall Game Results (as of Nov 12, 2019)**  
**All games**

Date	Opponent		Score	Overall	Conf	Att.	Goals scored
08/30/19	at Purdue Fort Wayne	W	3-0	1-0-0	0-0-0		YOSEF, Milo (SCHNEIDER, Max) Dolabella, Pedro (SOUZA, Joao) LEINHOS, Jan-Erik (WESTMEYER, Jonas)
09/02/19	at Northern Ky.	TO2	1-1	1-0-1	0-0-0	236	WESTMEYER, Jonas (unassisted)
Sep 06	BUTLER	W	2-1	2-0-1	0-0-0	608	ROBERTS, Jamil (unassisted) ROBERTS, Jamil (Dolabella, Pedro)
Sep 10	ETSU BUCS	W	2-1	3-0-1	0-0-0	288	Dolabella, Pedro (ROBERTS, Jamil) SCHNEIDER, Max (WESTMEYER, Jonas)
* Sep 14	SOUTH CAROLINA	W	2-0	4-0-1	1-0-0	275	YOSEF, Milo (unassisted) Dolabella, Pedro (FERNANDES, Vinicius;SCHNEIDER, Max)
Sep 17	UTRGV	L	2-3	4-1-1	1-0-0	274	FERNANDES, Vinicius (SOUZA, Joao) CRUZ, Bleno (ROBERTS, Jamil)
Sep 21	AKRON	W	2-1	5-1-1	1-0-0	653	LEINHOS, Jan-Erik (penalty kick) YOSEF, Milo (ROBERTS, Jamil)
* Sep 27	at OLD DOMINION	W	4-1	6-1-1	2-0-0	398	YOSEF, Milo (ROBERTS, Jamil) SOUZA, Joao (ROBERTS, Jamil) YOSEF, Milo (SCHNEIDER, Max) DIAS, Vitor (Dolabella, Pedro)
Oct 01	DAYTON	W	2-0	7-1-1	2-0-0	311	SCHNEIDER, Max (WESTMEYER, Jonas) TEAM (unassisted)
* Oct 05	UAB	W	6-0	8-1-1	3-0-0	713	YOSEF, Milo (Dolabella, Pedro;ROBERTS, Jamil) Dolabella, Pedro (unassisted) WESTMEYER, Jonas (FERNANDES, Vinicius) ROBERTS, Jamil (WESTMEYER, Jonas) SOUZA, Joao (ROBERTS, Jamil) LEINHOS, Jan-Erik (WESTMEYER, Jonas)
* 10/12/19	at #5 Charlotte	TO2	0-0	8-1-2	3-0-1	1019	-
10/15/19	at LMU (CA)	W	4-1	9-1-2	3-0-1	185	Dolabella, Pedro (WESTMEYER, Jonas) ROBERTS, Jamil (Dolabella, Pedro;YOSEF, Milo) YOSEF, Milo (DIAS, Vitor;ROBERTS, Jamil) YOSEF, Milo (ROBERTS, Jamil)
Oct 18	at SDSU	W	5-1	10-1-2	3-0-1	318	LEINHOS, Jan-Erik (penalty kick) DIAS, Vitor (SOUZA, Joao) YOSEF, Milo (WESTMEYER, Jonas) YOSEF, Milo (DIAS, Vitor) TEAM (unassisted)
Oct 22	at Wright State	TO2	2-2	10-1-3	3-0-1	204	DIAS, Vitor (YOSEF, Milo) Dolabella, Pedro (SOUZA, Joao)
* Oct 26	at Florida Atlantic	LOT	0-1	10-2-3	3-1-1	195	-
Oct 29	at OAKLAND	W	2-1	11-2-3	3-1-1	204	YOSEF, Milo (LEINHOS, Jan-Erik) WESTMEYER, Jonas (unassisted)
* Nov 03	#15 KENTUCKY	W	1-0	12-2-3	4-1-1	2032	WESTMEYER, Jonas (YOSEF, Milo)
* Nov 08	at FIU	W	2-1	13-2-3	5-1-1		ROBERTS, Jamil (SOUZA, Joao) ROBERTS, Jamil (DIAS, Vitor)

Team Record	W-L-T	Attendance	Dates	Total	Avg.
Overall:	13-2-3	Total:	18	7913	440
Conference:	5-1-1	Home:	8	5154	644
Home:	7-1	Away:	10	2759	276
Away:	6-1-3	Neutral:	0	0	0
Neutral:	0-0				
Overtime:	0-1-3				

**The Automated ScoreBook For Soccer**  
**Marshall Team Game-by-Game (as of Nov 12, 2019)**  
**All games**

Date	Opponent	Score	G	A	Pts	Sh	Sh%	Sog	Sog%	GW	PK-Att	YC	RC	Min
08/30/19	at Purdue Fort Wayne	3-0	3	3	9	19	.158	10	.526	1	0-0	2	0	990
09/02/19	at Northern Ky.	1-1	1	0	2	9	.111	4	.444	0	0-0	3	1	1108
Sep 06, 2019	BUTLER	2-1	2	1	5	8	.250	5	.625	1	0-0	3	0	990
Sep 10, 2019	ETSU BUCS	2-1	2	2	6	13	.154	5	.385	1	0-0	3	0	989
Sep 14, 2019	SOUTH CAROLINA	2-0	2	2	6	22	.091	8	.364	1	0-0	0	0	992
Sep 17, 2019	UTRGV	2-3	2	2	6	16	.125	8	.500	0	0-0	4	1	967
Sep 21, 2019	AKRON	2-1	2	1	5	11	.182	4	.364	1	1-1	1	0	990
Sep 27, 2019	at OLD DOMINION	4-1	4	4	12	10	.400	7	.700	1	0-0	1	0	991
Oct 01, 2019	DAYTON	2-0	2	1	5	12	.167	6	.500	1	0-0	0	0	991
Oct 05, 2019	UAB	6-0	6	6	18	18	.333	9	.500	1	0-0	0	0	990
10/12/19	at Charlotte	0-0	0	0	0	12	.000	5	.417	0	0-0	2	0	1209
10/15/19	at LMU (CA)	4-1	4	6	14	11	.364	7	.636	1	0-0	4	0	990
Oct 18, 2019	at SDSU	5-1	5	3	13	16	.312	8	.500	1	1-1	2	0	990
Oct 22, 2019	at Wright State	2-2	2	2	6	17	.118	7	.412	0	0-0	2	0	1209
Oct 26, 2019	at Florida Atlantic	0-1	0	0	0	7	.000	3	.429	0	0-0	4	0	995
Oct 29, 2019	at OAKLAND	2-1	2	1	5	14	.143	6	.429	1	0-0	1	0	990
Nov 03, 2019	KENTUCKY	1-0	1	1	3	6	.167	2	.333	1	0-0	1	0	991
Nov 08, 2019	at FIU	2-1	2	2	6	15	.133	6	.400	1	0-0	0	0	990
Marshall		42-15	42	37	121	236	.178	110	.466	13	2-2	33	2	18362
			15	11	41	181	.083	74	.409	2	3-3	32	2	-

**TEAM PER-GAME**

Games played: 18

Shots per game: 13.11; Goals per game: 2.33

Assists per game: 2.06; Points per game: 6.72

Date	Opponent	Score	Minutes	GA	GAAvg	Saves	Save%	W	L	T	Sho
08/30/19	at Purdue Fort Wayne	3-0	90:00	0	0.00	1	1.000	1	0	0	1
09/02/19	at Northern Ky.	1-1	110:00	1	0.45	6	.857	0	0	1	-
Sep 06, 2019	BUTLER	2-1	90:00	1	0.62	5	.833	1	0	0	-
Sep 10, 2019	ETSU BUCS	2-1	90:00	1	0.71	2	.667	1	0	0	-
Sep 14, 2019	SOUTH CAROLINA	2-0	90:00	0	0.57	0	.000	1	0	0	1
Sep 17, 2019	UTRGV	2-3	90:00	3	0.96	3	.500	0	1	0	-
Sep 21, 2019	AKRON	2-1	90:00	1	0.97	4	.800	1	0	0	-
Sep 27, 2019	at OLD DOMINION	4-1	90:00	1	0.97	5	.833	1	0	0	-
Oct 01, 2019	DAYTON	2-0	90:00	0	0.87	6	1.000	1	0	0	1
Oct 05, 2019	UAB	6-0	90:00	0	0.78	2	1.000	1	0	0	1
10/12/19	at Charlotte	0-0	110:00	0	0.70	2	1.000	0	0	1	1
10/15/19	at LMU (CA)	4-1	90:00	1	0.72	3	.750	1	0	0	-
Oct 18, 2019	at SDSU	5-1	90:00	1	0.74	2	.667	1	0	0	-
Oct 22, 2019	at Wright State	2-2	110:00	2	0.82	2	.500	0	0	1	-
Oct 26, 2019	at Florida Atlantic	0-1	92:13	1	0.83	3	.750	0	1	0	-
Oct 29, 2019	at OAKLAND	2-1	90:00	1	0.84	2	.667	1	0	0	-
Nov 03, 2019	KENTUCKY	1-0	90:00	0	0.79	5	1.000	1	0	0	1
Nov 08, 2019	at FIU	2-1	90:00	1	0.80	6	.857	1	0	0	-
Totals		42-15	1682:13	15	0.80	59	.797	13	2	3	6
			1682:13	42	0.80	68	.618	2	13	3	2

**The Automated ScoreBook For Soccer**  
**Marshall Opponent Game-by-Game (as of Nov 12, 2019)**  
**All games**

**OPPONENT STATS**

Date	Opponent	Score	G	A	Pts	Sh	Sh%	Sog	Sog%	GW	PK-Att	YC	RC	Min
08/30/19	at Purdue Fort Wayne	3-0	0	0	0	2	.000	1	.500	0	0-0	0	0	990
09/02/19	at Northern Ky.	1-1	1	0	2	20	.050	7	.350	0	0-0	3	0	1210
Sep 06, 2019	BUTLER	2-1	1	1	3	10	.100	6	.600	0	0-0	4	0	990
Sep 10, 2019	ETSU BUCS	2-1	1	0	2	9	.111	3	.333	0	0-0	1	0	990
Sep 14, 2019	SOUTH CAROLINA	2-0	0	0	0	4	.000	0	.000	0	0-0	1	1	955
Sep 17, 2019	UTRGV	2-3	3	2	8	11	.273	6	.545	1	1-1	2	0	990
Sep 21, 2019	AKRON	2-1	1	2	4	11	.091	5	.455	0	0-0	3	0	990
Sep 27, 2019	at OLD DOMINION	4-1	1	1	3	12	.083	6	.500	0	0-0	1	0	990
Oct 01, 2019	DAYTON	2-0	0	0	0	8	.000	6	.750	0	0-0	1	0	990
Oct 05, 2019	UAB	6-0	0	0	0	2	.000	2	1.000	0	0-0	1	0	989
10/12/19	at Charlotte	0-0	0	0	0	7	.000	2	.286	0	0-0	0	0	1210
10/15/19	at LMU (CA)	4-1	1	0	2	14	.071	4	.286	0	1-1	4	1	990
Oct 18, 2019	at SDSU	5-1	1	1	3	8	.125	3	.375	0	0-0	3	0	990
Oct 22, 2019	at Wright State	2-2	2	2	6	12	.167	4	.333	0	0-0	5	0	1210
Oct 26, 2019	at Florida Atlantic	0-1	1	0	2	13	.077	4	.308	1	1-1	2	0	1012
Oct 29, 2019	at OAKLAND	2-1	1	1	3	9	.111	3	.333	0	0-0	1	0	990
Nov 03, 2019	KENTUCKY	1-0	0	0	0	12	.000	5	.417	0	0-0	0	0	991
Nov 08, 2019	at FIU	2-1	1	1	3	17	.059	7	.412	0	0-0	0	0	991
Opponent totals			15-42	15	11	41	.181	74	.409	2	3-3	32	2	18468
				42	37	121	.178	110	.466	13	2-2	33	2	18362

**OPPONENT PER-GAME**

Games played: 18

Shots per game: 10.06;Goals per game: 0.83

Assists per game: 0.61;Points per game: 2.28

Date	Opponent	Score	Minutes	GA	GAAvg	Saves	Save%	W	L	T	Sho
08/30/19	at Purdue Fort Wayne	3-0	90:00	3	3.00	7	.700	0	1	0	-
09/02/19	at Northern Ky.	1-1	110:00	1	1.80	3	.750	0	0	1	-
Sep 06, 2019	BUTLER	2-1	90:00	2	1.86	3	.600	0	1	0	-
Sep 10, 2019	ETSU BUCS	2-1	90:00	2	1.89	3	.600	0	1	0	-
Sep 14, 2019	SOUTH CAROLINA	2-0	90:00	2	1.91	6	.750	0	1	0	-
Sep 17, 2019	UTRGV	2-3	90:00	2	1.93	6	.750	1	0	0	-
Sep 21, 2019	AKRON	2-1	90:00	2	1.94	2	.500	0	1	0	-
Sep 27, 2019	at OLD DOMINION	4-1	90:00	4	2.19	3	.429	0	1	0	-
Oct 01, 2019	DAYTON	2-0	90:00	2	2.17	4	.667	0	1	0	-
Oct 05, 2019	UAB	6-0	90:00	6	2.54	3	.333	0	1	0	-
10/12/19	at Charlotte	0-0	110:00	0	2.27	5	1.000	0	0	1	1
10/15/19	at LMU (CA)	4-1	90:00	4	2.41	3	.429	0	1	0	-
Oct 18, 2019	at SDSU	5-1	90:00	5	2.60	3	.375	0	1	0	-
Oct 22, 2019	at Wright State	2-2	110:00	2	2.52	5	.714	0	0	1	-
Oct 26, 2019	at Florida Atlantic	0-1	92:13	0	2.36	3	1.000	1	0	0	1
Oct 29, 2019	at OAKLAND	2-1	90:00	2	2.34	4	.667	0	1	0	-
Nov 03, 2019	KENTUCKY	1-0	90:00	1	2.26	1	.500	0	1	0	-
Nov 08, 2019	at FIU	2-1	90:00	2	2.25	4	.667	0	1	0	-
Opponent totals			15-42	1682:13	42	2.25	.618	2	13	3	2
				1682:13	15	2.25	.797	13	2	3	6



**Soccer Box Score (Final)**  
**The Automated ScoreBook For Soccer**  
**Marshall vs Purdue Fort Wayne (08/30/19 at Fort Wayne, UNITED S)**

Marshall (1-0-0, 0-0-0) vs.  
Purdue Fort Wayne (0-1-0, 0-0-0)  
Date: 08/30/19 • Attendance:  
Weather:

Po #	Player	Sh	SO	G	A	Fo	Min
gk 1	PITA, Paulo	-	-	-	-	-	90
def 3	DIAZ-SALCEDO, Carl	-	-	-	-	3	90
mid 4	SOUZA, Joao	3	1	-	1	-	73
mid 6	WESTMEYER, Jonas	2	-	-	1	3	90
fw 7	YOSEF, Milo	6	3	1	-	1	68
mid 8	FERNANDES, Vinicius	1	-	-	-	2	76
mid 10	Dolabella, Pedro	1	1	1	-	-	75
def 18	SIRK, Ryan	-	-	-	-	1	85
mid 23	SCHNEIDER, Max	-	-	-	1	3	90
def 28	OSMANU, Ilal	1	1	-	-	-	90
def 30	LEINHOS, Jan-Erik	4	3	1	-	-	77
-- Substitutes --							
5	MONTOUTE, Demarre	-	-	-	-	1	12
9	CRUZ, Bleno	1	1	-	-	-	45
20	MOCYUNAS, Collin	-	-	-	-	-	29
Totals		19	10	3	3	14	

#	Goalkeepers	Min	GA	Saves
1	PITA, Paulo	90:00	0	1

Shots by period	1	2	Total
Marshall	10	9	19
Purdue Fort Wayne	0	2	2

Corner kicks	1	2	Total
Marshall	4	4	8
Purdue Fort Wayne	0	1	1

**Scoring summary:**

No.	Time	Team	Goal scorer	Assist	Description
1.	17:00	MAR	YOSEF, Milo (1)	SCHNEIDER, Max	
2.	25:54	MAR	Dolabella, Pedro (1)	SOUZA, Joao	
3.	89:42	MAR	LEINHOS, Jan-Erik (1)	WESTMEYER, Jonas	

**Cautions and ejections:**

YC-MAR #5 (83:00); YC-MAR #23 (89:00)

Win-PITA, Paulo (1-0-0). Loss-Larsen, Tor Erik (0-1-0).

Stadium: Hefner Stadium

Officials: Referee: Carlos Leyva; Asst. Referee: Anthony Vasoli; Joshua Overmyer;

Alt. Official: Vinh Trinh;

Offsides: Marshall 4, Purdue Fort Wayne 2.

Official's signature

**Soccer Box Score (Final)**  
**The Automated ScoreBook For Soccer**  
**BUTLER vs Marshall (Sep 06, 2019 at Huntington, W.Va.)**

BUTLER (2-1-0) vs.  
Marshall (2-0-1)  
Date: Sep 06, 2019 • Attendance: 608  
Weather: It is just so nice outside

Po #	Player	Sh	SO	G	A	Fo	Min
gk 1	GJERGJ, Gabriel	-	-	-	-	-	90
mf 4	SUTTON, Derek	-	-	-	-	-	55
d 6	BULGER, Louie	1	-	-	-	-	77
d 7	LEHTINEN, Alex	-	-	-	1	-	72
mf 8	HAYWOOD, Jack	2	2	-	-	-	90
f 9	CABRERA, Jr., Wilme	1	-	-	-	-	90
f 11	GUHL, Brandon	2	1	1	-	-	73
d 12	DeBOLT, Griffin	2	2	-	-	-	90
mf 13	LEE, Logan	-	-	-	-	-	71
d 15	HARVEY, Joel	-	-	-	-	-	85
d 25	MYERS, Rhys	1	1	-	-	-	90
-- Substitutes --							
3	BARNES, Perrin	-	-	-	-	-	30
10	NASSER, Hemi	1	-	-	-	-	37
14	HOLLENKAMP, Eric	-	-	-	-	-	35
19	KING, Ethan	-	-	-	-	-	5
Totals		10	6	1	1	15	

#	Goalkeepers	Min	GA	Saves
1	GJERGJ, Gabriel	90:00	2	3

Shots by period	1	2	Total
BUTLER	5	5	10
Marshall	5	3	8

Corner kicks	1	2	Total
BUTLER	3	2	5
Marshall	3	1	4

**Scoring summary:**

No.	Time	Team	Goal scorer	Assist	Description
1.	17:56	MAR	ROBERTS, Jamil (1)	(unassisted)	Off free kick from right side curved into fa corner
2.	50:06	BUTLER	GUHL, Brandon (3)	LEHTINEN, Alex	Poked through keepers legs
3.	62:37	MAR	ROBERTS, Jamil (2)	Dolabella, Pedro	Took the long pass and sent it to left corn the right

**Cautions and ejections:**

YC-BUTLER #12 (22:10); YC-BUTLER #8 (41:31); YC-BUTLER #25 (41:31);  
YC-MAR #11 (62:00); YC-BUTLER #6 (68:26); YC-MAR #4 (78:17);  
YC-MAR #7 (86:59)

Win-PITA, Paulo (2-0-1). Loss-GJERGJ, Gabriel (2-1-0).

Stadium: Hoops Family Field

Officials: Referee: Chris Romaca; Asst. Referee: Van Gaston; Caleb Perry;

Timekeeper: Marshall SID; Scorer: Marshall SID;

Offsides: BUTLER 0, Marshall 5.

Official's signature

**Soccer Box Score (Final)**  
**The Automated ScoreBook For Soccer**  
**Marshall vs Northern Ky. (09/02/19 at Highland Heights, KY)**

Marshall (1-0-1, 0-0-0) vs.  
Northern Ky. (0-1-1, 0-0-0)  
Date: 09/02/19 • Attendance: 236  
Weather:

Po #	Player	Sh	SO	G	A	Fo	Min
gk 1	PITA, Paulo	-	-	-	-	-	110
def 3	DIAZ-SALCEDO, Carl	-	-	-	-	1	8
mid 4	SOUZA, Joao	-	-	-	-	1	70
mid 6	WESTMEYER, Jonas	2	2	1	-	1	80
fw 7	YOSEF, Milo	3	2	-	-	-	82
mid 8	FERNANDES, Vinicius	1	-	-	-	-	71
mid 10	Dolabella, Pedro	-	-	-	-	2	88
def 18	SIRK, Ryan	-	-	-	-	-	82
mid 23	SCHNEIDER, Max	-	-	-	-	1	90
def 28	OSMANU, Ilal	-	-	-	-	1	110
def 30	LEINHOS, Jan-Erik	-	-	-	-	1	92
-- Substitutes --							
5	MONTOUTE, Demarre	-	-	-	-	4	63
9	CRUZ, Bleno	1	-	-	-	-	36
11	ROBERTS, Jamil	2	-	-	-	-	75
20	MOCYUNAS, Collin	-	-	-	-	-	51
Totals		9	4	1	0	12	

#	Goalkeepers	Min	GA	Saves
1	PITA, Paulo	110:00	1	6

Shots by period	1	2	OT	O2	Total
Marshall	6	1	1	1	9
Northern Ky.	5	11	3	1	20

Corner kicks	1	2	OT	O2	Total
Marshall	2	0	0	0	2
Northern Ky.	3	3	0	4	10

**Scoring summary:**

No.	Time	Team	Goal scorer	Assist	Description
1.	38:26	MAR	WESTMEYER, Jonas (1)	(unassisted)	
2.	45:28	KU	Goddard, Ryan (1)	(unassisted)	

**Cautions and ejections:**

RC-MAR #3 (7:49); YC-KU #19 (21:38); YC-KU #7 (53:36); YC-MAR #10 (54:47);  
YC-MAR #4 (63:19); YC-MAR #5 (71:54); YC-KU #4 (103:46)

Marshall-PITA, Paulo (1-0-1). Northern Ky.-Maan, Baj (0-1-1).

Stadium: NKU Soccer Stadium

Officials: Referee: Josh Kelley; Asst. Referee: Jim Clevenger; Matthew Honold;

Alt. Official: Justin Grindler;

Offsides: Marshall 5, Northern Ky. 2.

Official's signature

**Soccer Box Score (Final)**  
**The Automated ScoreBook For Soccer**  
**ETSU Bucs vs Marshall (Sep 10, 2019 at Huntington, W.Va.)**

ETSU Bucs (1-3-0) vs.  
Marshall (3-0-1)  
Date: Sep 10, 2019 • Attendance: 288  
Weather: Whew it got hot outside

Po #	Player	Sh	SO	G	A	Fo	Min
gk 1	Josh Perryman	-	-	-	-	-	90
d 2	Philip Hildebrandt	-	-	-	-	-	90
d 3	Mervell Bilomba	-	-	-	-	-	90
d 5	Joe Pickering	1	1	-	-	-	90
mf 7	Luke Howson	-	-	-	-	-	44
mf 11	Gilbert Miller	2	-	-	-	-	53
mf 12	Kieran Richards	1	-	-	-	-	84
mf 14	Bradley Empson	-	-	-	-	-	90
d 17	Austin Bihlmeyer	-	-	-	-	-	90
f 22	Hauk Andreas Fossen	2	2	1	-	-	90
mf 27	Luke Parker	1	-	-	-	-	90
-- Substitutes --							
8	Simon Chretien	-	-	-	-	-	46
15	Jeremiah Edouard	2	-	-	-	-	20
24	Josh Salinas	-	-	-	-	-	23
Totals		9	3	1	0	14	

#	Goalkeepers	Min	GA	Saves
1	Josh Perryman	90:00	2	3

Shots by period	1	2	Total
ETSU Bucs	4	5	9
Marshall	8	5	13

Corner kicks	1	2	Total
ETSU Bucs	3	3	6
Marshall	1	3	4

**Scoring summary:**

No.	Time	Team	Goal scorer	Assist	Description
1.	42:56	MAR	Dolabella, Pedro (2)	ROBERTS, Jamil	low header just outside the 6-yard box
2.	54:02	ETSU(2	Hauk Andreas Fossen (2)	Corner kick	Off his own deflected attempt into low rig corner
3.	55:34	MAR	SCHNEIDER, Max (1)	WESTMEYER, Jonas	Header off corner kick

**Cautions and ejections:**

YC-MAR #23 (19:18); YC-MAR #TM (86:46); YC-MAR #7 (88:24);  
YC-ETSU(2~1 #2 (88:24)

Win-PITA, Paulo (3-0-1). Loss-Josh Perryman (1-3-0).

Stadium: Hoops Family Field

Officials: Referee: Bradley Jordan; Asst. Referee: Corey Tornos; Tim Eller;

Timekeeper: Marshall SID; Scorer: Marshall SID;

Offsides: ETSU Bucs 1, Marshall 1.

Official's signature

**Soccer Box Score (Final)**  
**The Automated ScoreBook For Soccer**  
**South Carolina vs Marshall (Sep 14, 2019 at Huntington, W.Va.)**

South Carolina (3-2-0, 0-1-0) vs.  
Marshall (4-0-1, 1-0-0)  
Date: Sep 14, 2019 • Attendance: 275  
Weather: Its going to be another hot one

South Carolina										
Po #	Player	Sh	SO	G	A	Fo	Min			
gk 33	YUSUFOGLU, Buinya	-	-	-	-	-	90			
d 3	BUHOVAC, Frano	-	-	-	-	-	90			
d 4	BARTEL, Dylan	-	-	-	-	-	81			
mf 8	GULDEN, Jared	-	-	-	-	-	82			
f 10	MONHEIMER, Tucker	-	-	-	-	-	52			
f 12	BANAHAN, Brian	-	-	-	-	-	41			
mf 13	HITZEMAN, Logan	-	-	-	-	-	31			
d 16	B-CHRISTENSSON, A	-	-	-	-	-	59			
f 18	HALLORAN, Andrew	2	-	-	-	-	71			
mf 22	LEAGUE, Parker	-	-	-	-	-	76			
d 23	BEAUTY, Elijah	-	-	-	-	-	53			
-- Substitutes --										
6	GURRIERI, Kyle	-	-	-	-	-	14			
11	MITCHELL-SMITH, CJ	-	-	-	-	-	68			
14	WU, Donovan	-	-	-	-	-	15			
15	ROBY, Mark	-	-	-	-	-	40			
19	KURTZ, Brad	-	-	-	-	-	30			
20	WIEBUSCH, Seth	1	-	-	-	-	38			
21	CORNING, Josh	-	-	-	-	-	10			
24	KIRKWOOD, Zach	1	-	-	-	-	14			
Totals										
		4	0	0	0	15				

#	Goalkeepers	Min	GA	Saves
33	YUSUFOGLU, Buinya	90:00	2	6

Shots by period	1	2	Total
South Carolina	3	1	4
Marshall	7	15	22

Corner kicks	1	2	Total
South Carolina	2	1	3
Marshall	4	5	9

**Scoring summary:**

No.	Time	Team	Goal scorer	Assist	Description
1.	48:26	MAR	YOSEF, Milo (2)	(unassisted)	Off free kick from about 22 yards out to n corner
2.	54:10	MAR	Dolabella, Pedro (3)	FERNANDES, Vinicius	Tapped in off header pass right in front of SCHNEIDER, Max

**Cautions and ejections:**

RC-SC #24 (42:54); YC-SC #11 (64:07)

Win-PITA, Paulo (4-0-1). Loss-YUSUFOGLU, Buenyamin (3-2-0).

Stadium: Hoops Family Field

Officials: Referee: Brandon Marion; Asst. Referee: Cory Richardson; Chris Romaca;

Alt. Official: Van Gaston; Timekeeper: Marshall SID; Scorer: Marshall SID;

Offsides: South Carolina 0, Marshall 1.

Red card on South Carolina #24 was for fighting

Official's signature

**Soccer Box Score (Final)**  
**The Automated ScoreBook For Soccer**  
**Akron vs Marshall (Sep 21, 2019 at Huntington, W.Va.)**

Akron (0-6-0) vs.  
Marshall (5-1-1)  
Date: Sep 21, 2019 • Attendance: 653  
Weather: Summer hasn't let go yet

Akron										
Po #	Player	Sh	SO	G	A	Fo	Min			
gk 1	SAUNDERS, Tor	-	-	-	-	-	90			
d 3	RITACCIO, Carlo	-	-	-	1	-	90			
d 4	MILANESE, Marco	1	-	-	-	-	82			
mf 6	TOJAGA, Sam	1	-	-	1	-	90			
mf 8	BIROS, Colin	1	1	-	-	-	62			
f 11	JACKSON, Will	1	1	-	-	-	70			
mf 16	CRUZ, Henrique	-	-	-	-	-	55			
d 23	AUSTMANN, Mani	2	1	1	-	-	50			
d 25	STRACHAN, Daniel	-	-	-	-	-	90			
d 26	WRIGHT, Jaden	-	-	-	-	-	22			
d 27	WATTERS, Declan	1	-	-	-	-	90			
-- Substitutes --										
5	SOHN, Leonard	-	-	-	-	-	8			
7	PACHECO, Diogo	2	1	-	-	-	42			
9	EGBO, David	1	1	-	-	-	54			
10	HARTER, Skye	1	-	-	-	-	26			
14	SERRA, Federico	-	-	-	-	-	23			
15	FITZGERALD, Johnny	-	-	-	-	-	39			
21	LUE YOUNG, Christia	-	-	-	-	-	7			
Totals										
		11	5	1	2	12				

#	Goalkeepers	Min	GA	Saves
1	SAUNDERS, Tor	90:00	2	2

Shots by period	1	2	Total
Akron	5	6	11
Marshall	6	5	11

Corner kicks	1	2	Total
Akron	2	2	4
Marshall	3	0	3

**Scoring summary:**

No.	Time	Team	Goal scorer	Assist	Description
1.	54:39	AKR	AUSTMANN, Mani (1)	RITACCIO, Carlo	Header off touch passing on left side from in front of the net
2.	78:07	MAR	LEINHOS, Jan-Erik (2)	TOJAGA, Sam	Penalty kick
3.	81:01	MAR	YOSEF, Milo (3)	ROBERTS, Jamil	Takes the pass pushes through the D and the keeper

**Cautions and ejections:**

YC-AKR #6 (15:20); YC-AKR #16 (48:10); YC-MAR #18 (64:51);  
YC-AKR #15 (74:20)

Win-PITA, Paulo (5-1-1). Loss-SAUNDERS, Tor (0-6-0).

Stadium: Hoops Family Field

Officials: Referee: Ali Sadeghian; Asst. Referee: Jim Bevins; Adam Walters;

Timekeeper: Marshall SID; Scorer: Marshall SID;

Offsides: Akron 1, Marshall 3.

Official's signature

**Soccer Box Score (Final)**  
**The Automated ScoreBook For Soccer**  
**UTRGV vs Marshall (Sep 17, 2019 at Huntington, W.Va.)**

UTRGV (3-1-0) vs.  
Marshall (4-1-1)  
Date: Sep 17, 2019 • Attendance: 274  
Weather: It is still a little warm out there

UTRGV										
Po #	Player	Sh	SO	G	A	Fo	Min			
gk 1	Rios, Andy	-	-	-	-	-	90			
d 2	Martinez, Guillermo	-	-	-	-	-	90			
d 3	Moser, Lukas	-	-	-	-	-	90			
d 4	Shojaei, Elyad	-	-	-	-	-	90			
mf 8	Rogers, Arthur	-	-	-	-	-	90			
f 9	Edwards, Kyle	4	2	1	-	-	84			
f 10	Akio, William	4	3	2	-	-	90			
f 11	Rivera, Juan	2	1	-	-	-	22			
mf 13	Box, Bryce	-	-	-	-	-	90			
mf 14	Lopez, Angel	1	-	-	2	-	70			
d 19	Kelly, Dredon	-	-	-	-	-	90			
-- Substitutes --										
7	Engels, Jan	-	-	-	-	-	43			
18	Dondell, Jodabeni	-	-	-	-	-	18			
25	Magallan Jr., Damian	-	-	-	-	-	33			
Totals										
		11	6	3	2	11				

#	Goalkeepers	Min	GA	Saves
1	Rios, Andy	90:00	2	5
TM	TEAM	0:00	0	1

Shots by period	1	2	Total
UTRGV	4	7	11
Marshall	7	9	16

Corner kicks	1	2	Total
UTRGV	2	1	3
Marshall	1	6	7

**Scoring summary:**

No.	Time	Team	Goal scorer	Assist	Description
1.	11:39	MAR	FERNANDES, Vinicius (1)	SOUZA, Joao	Header right in front of the goal
2.	45:20	UTRGV	Edwards, Kyle (3)	Lopez, Angel	
3.	69:53	UTRGV	Akio, William (2)	Lopez, Angel	Hard strike from right into bottom left cor
4.	76:38	UTRGV	Akio, William (3)	Penalty kick	
5.	90:00	MAR	CRUZ, Bleno (1)	ROBERTS, Jamil	Turned and sent in

**Cautions and ejections:**

YC-UTRGV #8 (18:20); YC-MAR #23 (19:23); YC-MAR #11 (54:02);  
RC-MAR #23 (62:03); YC-UTRGV #14 (77:18); YC-MAR #TM (88:30);  
YC-MAR #7 (88:30)

Win-Rios, Andy (3-1-0). Loss-PITA, Paulo (4-1-1).

Stadium: Hoops Family Field

Officials: Referee: Caleb Perry; Asst. Referee: Jordan Barker; Chris Romaca;

Timekeeper: Marshall SID; Scorer: Marshall SID;

Offsides: UTRGV 2, Marshall 3.

Official's signature

**Soccer Box Score (Final)**  
**The Automated ScoreBook For Soccer**  
**Marshall vs OLD DOMINION (Sep 27, 2019 at NORFOLK, VA)**

Marshall (6-1-1, 2-0-0) vs.  
OLD DOMINION (1-5-1, 0-2-1)  
Date: Sep 27, 2019 • Attendance: 398  
Weather: 75 degrees and clear

Marshall										
Po #	Player	Sh	SO	G	A	Fo	Min			
gk 1	PITA, Paulo	-	-	-	-	-	90			
d 3	DIAZ-SALCEDO, Carl	1	-	-	-	-	90			
d 4	SOUZA, Joao	1	1	1	-	-	74			
f 7	YOSEF, Milo	3	2	2	-	-	80			
m 10	Dolabella, Pedro	2	1	-	1	-	81			
d 11	ROBERTS, Jamil	-	-	-	2	-	79			
d 18	SIRK, Ryan	-	-	-	-	-	90			
m 23	SCHNEIDER, Max	1	1	-	1	-	90			
d 28	OSMANU, Illal	-	-	-	-	-	90			
d 30	LEINHOS, Jan-Erik	-	-	-	-	-	85			
f 31	DIAS, Vitor	1	1	1	-	-	48			
-- Substitutes --										
5	MONTOUTE, Demarre	-	-	-	-	-	30			
6	WESTMEYER, Jonas	1	1	-	-	-	43			
9	CRUZ, Bleno	-	-	-	-	-	9			
15	MORRIS, Joe	-	-	-	-	-	2			
20	MOCYUNAS, Collin	-	-	-	-	-	10			
Totals										
		10	7	4	4	15				

#	Goalkeepers	Min	GA	Saves
1	PITA, Paulo	90:00	1	5

Shots by period	1	2	Total
Marshall	8	2	10
OLD DOMINION	2	10	12

Corner kicks	1	2	Total
Marshall	1	0	1
OLD DOMINION	2	5	7

**Scoring summary:**

No.	Time	Team	Goal scorer	Assist	Description
1.	0:48	MAR	YOSEF, Milo (4)	ROBERTS, Jamil	Give and go from 11
2.	14:30	MAR	SOUZA, Joao (1)	ROBERTS, Jamil	
3.	79:37	ODU	HAURET, Sebastien (2)	DURKIN, Danny	
4.	82:56	MAR	YOSEF, Milo (5)	SCHNEIDER, Max	
5.	84:37	MAR	DIAS, Vitor (1)	Dolabella, Pedro	

**Cautions and ejections:**

YC-MAR #28 (20:54); YC-ODU #2 (34:29)

Win-PITA, Paulo (6-1-1). Loss-DOUMBIA, Djibril (1-5-1).

Stadium: ODU SOCCER COMPLEX

Officials: Referee: Peter Dhima; Asst. Referee: R. Patrick Stephan; Charles Raney;

Alt. Official: Brian Miller;

Offsides: Marshall 2, OLD DOMINION 2.

Official's signature

**Soccer Box Score (Final)**  
**The Automated ScoreBook For Soccer**  
**DAYTON vs Marshall (Oct 01, 2019 at Huntington, W.Va.)**

DAYTON (5-5-0) vs.  
Marshall (7-1-1)  
Date: Oct 01, 2019 • Attendance: 311  
Weather: It is October and it feels like August

DAYTON						
Po #	Player	Sh	SO	G	A	Fo Min
gk 27	Barrios,Federico	-	-	-	-	90
d 3	Harrison,Elias	-	-	-	-	90
d 5	Ntsin,Dennis	-	-	-	-	74
d 6	Watkins,Cole	1	1	-	-	90
mf 7	Aug,Laurel	-	-	-	-	52
mf 8	Dos Santos,Daniel	-	-	-	-	66
mf 12	Sanchez,Andy	1	-	-	-	64
mf 14	Fjeldberg,Jonas	3	3	-	-	66
mf 16	Feiner,Jake	1	1	-	-	78
f 20	Oladeinbo,Toluwalas	-	-	-	-	31
d 34	Zenque,Xavier	-	-	-	-	90
-- Substitutes --						
9	Antwi,Seth	2	1	-	-	61
18	Olorunfemi,Victor	-	-	-	-	16
19	Arnaldo,Ivan	-	-	-	-	20
24	Degler,Jacob	-	-	-	-	24
28	Day,Manny	-	-	-	-	37
32	Jones-Riley,Jaden	-	-	-	-	8
36	Jituboh,Wariel	-	-	-	-	33
Totals						
		8	6	0	0	7

#	Goalkeepers	Min	GA	Saves
27	Barrios,Federico	90:00	2	4

Shots by period	1	2	Total
DAYTON	4	4	8
Marshall	6	6	12

Corner kicks	1	2	Total
DAYTON	2	3	5
Marshall	8	2	10

**Scoring summary:**

No.	Time	Team	Goal scorer	Assist	Description
1.	28:10	MAR	SCHNEIDER, Max (2)	WESTMEYER, Jonas	Header from about 2 yards out off free ki
2.	73:41	MAR	OWN GOAL	Corner kick	

**Cautions and ejections:**  
YC-DAYTON #19 (65:03)

Win-PITA, Paulo (7-1-1). Loss-Barrios,Federico (5-5).  
Stadium: Hoops Family Field  
Officials: Referee: Bradley Jordan; Asst. Referee: Corey Tornes; Jordan Barker;  
Timekeeper: Marshall SID; Scorer: Marshall SID;  
Offsides: DAYTON 2, Marshall 2.

Official's signature

**Soccer Box Score (Final)**  
**The Automated ScoreBook For Soccer**  
**#30 Marshall vs #5 Charlotte (10/12/19 at Charlotte, NC)**

Marshall (8-1-2, 3-0-1) vs.  
Charlotte (8-0-3, 3-0-2)  
Date: 10/12/19 • Attendance: 1019  
Weather:

Marshall						
Po #	Player	Sh	SO	G	A	Fo Min
gk 1	PITA, Paulo	-	-	-	-	110
def 3	DIAZ-SALCEDO, Carl	1	1	-	-	110
mid4	SOUZA, Joao	1	-	-	-	79
fwd7	YOSEF, Milo	2	1	-	-	3 84
mid10	Dolabella, Pedro	1	-	-	-	2 98
fwd11	ROBERTS, Jamil	1	1	-	-	95
mid20	MOCYUNAS, Collin	-	-	-	-	110
mid23	SCHNEIDER, Max	1	1	-	-	2 110
def 28	OSMANU, Illal	1	1	-	-	1 110
def 30	LEINHOS, Jan-Erik	-	-	-	-	102
fwd31	DAIS, Vitor	1	-	-	-	82
-- Substitutes --						
6	WESTMEYER, Jonas	1	-	-	-	48
8	FERNANDES, Vinicius	2	-	-	-	2 71
Totals						
		12	5	0	0	10

#	Goalkeepers	Min	GA	Saves
1	PITA, Paulo	110:00	0	2

Shots by period	1	2	OT	O2	Total
Marshall	4	5	2	1	12
Charlotte	1	5	0	1	7

Corner kicks	1	2	OT	O2	Total
Marshall	4	3	0	0	7
Charlotte	1	2	0	1	4

**Scoring summary:**

No.	Time	Team	Goal scorer	Assist	Description
-----	------	------	-------------	--------	-------------

**Cautions and ejections:**  
YC-MAR #7 (27:38); YC-MAR #8 (77:51)

Marshall-PITA, Paulo. Charlotte-PANICCO, Elliot.  
Stadium: Transamerica Field  
Officials: Referee: Kevin Terry; Asst. Referee: Tyler McCauley; Khadime Sabara;  
Alt. Official: John Lesniak;  
Offsides: Marshall 3, Charlotte 1.

Official's signature

**Soccer Box Score (Final)**  
**The Automated ScoreBook For Soccer**  
**UAB vs Marshall (Oct 05, 2019 at Huntington, W.Va.)**

UAB (1-7-1, 0-3-1) vs.  
Marshall (8-1-1, 3-0-0)  
Date: Oct 05, 2019 • Attendance: 713  
Weather: Still a little warm but getting better

UAB						
Po #	Player	Sh	SO	G	A	Fo Min
gk 0	MEHL, Julian	-	-	-	-	90
mf 2	BUETE, Joseph	1	1	-	-	62
d 3	RICHARDSON, Sumn	-	-	-	-	57
mf 8	BENTON, DJ	-	-	-	-	37
f 9	BROOKER, Adam	-	-	-	-	20
mf 10	WHITE, Blake	-	-	-	-	47
d 15	RODRIGUEZ, Guiller	-	-	-	-	45
d 16	WATSON, Donovan	-	-	-	-	90
d 17	KRASNIQI, Krenar	-	-	-	-	90
d 18	REICHMAN, Chris	-	-	-	-	83
mf 22	RUSHING, Chase	-	-	-	-	63
-- Substitutes --						
4	FUTRELL, Jake	-	-	-	-	28
5	RICE, Brooks	-	-	-	-	45
7	WALLACE, Kevin	-	-	-	-	25
12	O'HARA, Aodhan	-	-	-	-	49
13	ST. LOUIS, Nathaniel	-	-	-	-	15
21	CORE, Brandon	-	-	-	-	33
23	THORVALDSEN, Teod	1	1	-	-	68
27	ERISTAVI, Alex	-	-	-	-	12
29	LEAGUE, Willsey	-	-	-	-	30
Totals						
		2	2	0	0	7

#	Goalkeepers	Min	GA	Saves
0	MEHL, Julian	90:00	6	3

Shots by period	1	2	Total
UAB	1	1	2
Marshall	11	7	18

Corner kicks	1	2	Total
UAB	0	1	1
Marshall	5	5	10

**Scoring summary:**

No.	Time	Team	Goal scorer	Assist	Description
1.	9:44	MAR	YOSEF, Milo (6)	Dolabella, Pedro	Touch passing to Yosef with quick shot be to left.
2.	24:32	MAR	Dolabella, Pedro (4)	ROBERTS, Jamil (unassisted)	Long shot from about 25 yards out
3.	28:22	MAR	WESTMEYER, Jonas (2)	FERNANDES, Vinicius	Shot from the right corner of 6yd box
4.	59:04	MAR	ROBERTS, Jamil (3)	WESTMEYER, Jonas	Fired off corner kick from about 22 yards
5.	68:37	MAR	SOUZA, Joao (2)	ROBERTS, Jamil	Touch shot from right back to left off cross
6.	84:24	MAR	LEINHOS, Jan-Erik (3)	WESTMEYER, Jonas	Shot from about 25 yards out off corner k

**Cautions and ejections:**  
YC-UAB #7 (41:23)

Win-PITA, Paulo (8-1-1). Loss-MEHL, Julian (1-7-1).  
Stadium: Hoops Family Field  
Officials: Referee: Daniel Radford; Asst. Referee: Adam Walters; Richard Crowgney;  
Alt. Official: Chris Romaca; Timekeeper: Marshall SID; Scorer: Marshall SID;  
Offsides: UAB 3, Marshall 5.

Official's signature

**Soccer Box Score (Final)**  
**The Automated ScoreBook For Soccer**  
**#21 Marshall vs LMU (CA) (10/15/19 at Los Angeles, CA, UNI)**

Marshall (9-1-2, 3-0-1) vs.  
LMU (CA) (6-4-3, 1-0-0)  
Date: 10/15/19 • Attendance: 185  
Weather:

Marshall						
Po #	Player	Sh	SO	G	A	Fo Min
gk 1	PITA, Paulo	-	-	-	-	90
def 3	DIAZ-SALCEDO, Carl	-	-	-	-	90
mid6	WESTMEYER, Jonas	3	1	-	-	2 75
fwd7	YOSEF, Milo	4	4	2	1	76
mid8	FERNANDES, Vinicius	-	-	-	-	21
mid10	Dolabella, Pedro	1	1	1	1	5 76
mid20	MOCYUNAS, Collin	-	-	-	-	2 74
mid23	SCHNEIDER, Max	1	-	-	-	2 86
def 28	OSMANU, Illal	-	-	-	-	1 90
def 30	LEINHOS, Jan-Erik	-	-	-	-	1 90
fwd31	DAIS, Vitor	1	-	-	-	1 75
-- Substitutes --						
4	SOUZA, Joao	-	-	-	-	1 33
5	MONTOUTE, Demarre	-	-	-	-	3 8
11	ROBERTS, Jamil	1	1	1	2	69
18	SIRK, Ryan	-	-	-	-	1 37
Totals						
		11	7	4	6	21

#	Goalkeepers	Min	GA	Saves
1	PITA, Paulo	90:00	1	3

Shots by period	1	2	Total
Marshall	7	4	11
LMU (CA)	2	12	14

Corner kicks	1	2	Total
Marshall	1	3	4
LMU (CA)	3	2	5

**Scoring summary:**

No.	Time	Team	Goal scorer	Assist	Description
1.	18:47	MAR	Dolabella, Pedro (5)	WESTMEYER, Jonas	
2.	21:44	MAR	ROBERTS, Jamil (4)	Dolabella, Pedro	
3.	24:27	MAR	YOSEF, Milo (7)	DIAS, Vitor	
4.	63:07	LMU	Roux, Gaetan	ROBERTS, Jamil	Penalty kick
5.	83:51	MAR	YOSEF, Milo (8)	ROBERTS, Jamil	

**Cautions and ejections:**  
YC-LMU #22 (38:58); YC-MAR #5 (46:12); YC-MAR #28 (51:47);  
YC-LMU #24 (54:03); YC-LMU #18 (59:35); YC-LMU #10 (62:22);  
YC-MAR #TM (69:44); YC-LMU #9 (85:48); RC-LMU #14 (88:03)

Win-PITA, Paulo (9-1-2). Loss-Jackson, Jacob (6-2-3).  
Stadium: Sullivan Field  
Officials: Referee: Omeed Azadpour; Asst. Referee: Eduardo Jeff; TJ McCree;  
Alt. Official: Loren Barnett;  
Offsides: Marshall 5, LMU (CA) 0.

Official's signature



**Soccer Box Score (Final)**  
**The Automated ScoreBook For Soccer**  
**#21 Marshall vs SDSU (Oct 18, 2019 at San Diego, Calif.)**

Marshall (10-1-2) vs.  
SDSU (3-8-1)  
Date: Oct 18, 2019 • Attendance: 318  
Weather:

Marshall										
Po #	Player	Sh	SO	G	A	Fo	Min			
gk 1	PITA, Paulo	-	-	-	-	-	90			
3	DIAZ-SALCEDO, Carl	1	-	-	-	-	79			
6	WESTMEYER, Jonas	2	1	-	-	1	78			
7	YOSEF, Milo	4	2	2	-	-	79			
10	Dolabella, Pedro	4	1	-	-	-	90			
11	ROBERTS, Jamil	-	-	-	-	-	57			
18	SIRK, Ryan	-	-	-	-	-	56			
23	SCHNEIDER, Max	-	-	-	-	-	82			
28	OSMANU, Illal	1	1	-	-	-	90			
30	LEINHOS, Jan-Erik	2	1	1	-	-	82			
31	DIAS, Vitor	1	1	1	1	-	87			
-- Substitutes --										
4	SOUZA, Joao	1	-	-	1	-	48			
5	MONTOUTE, Demarre	-	-	-	-	-	8			
15	MORRIS, Joe	-	-	-	-	-	11			
17	JUN, Justin	-	-	-	-	-	8			
20	MOCYUNAS, Collin	-	-	-	-	-	45			
TM	TEAM	-	1	1	-	8	0			
Totals		16	8	5	3	8				

#	Goalkeepers	Min	GA	Saves
1	PITA, Paulo	90:00	1	2

Shots by period	1	2	Total
Marshall	5	11	16
SDSU	6	2	8

Corner kicks	1	2	Total
Marshall	3	2	5
SDSU	3	3	6

**Scoring summary:**

No.	Time	Team	Goal scorer	Assist	Description
1.	27:59	MAR	LEINHOS, Jan-Erik (4)	Penalty kick	
2.	30:57	MAR	Stray, Miles (1)		off a corner touched inside the near post
3.	47:18	MAR	DIAS, Vitor (2)	SOUZA, Joao	one touch from a centering pass from 4
4.	65:56	MAR	YOSEF, Milo (9)	WESTMEYER, Jonas	shot low to the far post
5.	74:15	MAR	YOSEF, Milo (10)	DIAS, Vitor	took short throughball and scored to far p
6.	77:49	MAR	OWN GOAL	(unassisted)	own goal

**Cautions and ejections:**

YC-SDSU #4 (27:59); YC-MAR #28 (29:34); YC-MAR #11 (41:23);  
YC-SDSU #19 (48:01); YC-SDSU #17 (83:59)

Win-PITA, Paulo (10-1-2). Loss-Kadono, Tetsuya (0-1-0).

Stadium: SDSU Sports Deck

Officials: Referee: Bernhard Hosu; Asst. Referee: William Delgado; Yoel Miller;

Alt. Official: Denis Vargas;

Offsides: Marshall 2, SDSU 2.

Official's signature

**Soccer Box Score (Final)**  
**The Automated ScoreBook For Soccer**  
**#15 Marshall vs Florida Atlantic (Oct 26, 2019 at Boca Raton, Fla.)**

Marshall10-1-4 (3-1-1) vs.  
Florida Atlantic5-6-1 (1-4-0)  
Date: Oct 26, 2019 • Attendance: 195  
Weather: 79 degrees partly cloudy

Marshall										
Po #	Player	Sh	SO	G	A	Fo	Min			
gk 1	PITA, Paulo	-	-	-	-	-	92			
3	DIAZ-SALCEDO, Carl	-	-	-	-	-	71			
f 4	SOUZA, Joao	1	1	-	-	-	74			
f 7	YOSEF, Milo	3	1	-	-	-	92			
mf 8	FERNANDES, Vinicius	1	1	-	-	-	93			
f 10	Dolabella, Pedro	-	-	-	-	-	92			
d 18	SIRK, Ryan	-	-	-	-	-	74			
mf 23	SCHNEIDER, Max	1	-	-	-	-	77			
d 28	OSMANU, Illal	-	-	-	-	-	92			
d 30	LEINHOS, Jan-Erik	-	-	-	-	-	92			
mf 31	DIAS, Vitor	-	-	-	-	-	86			
-- Substitutes --										
6	WESTMEYER, Jonas	-	-	-	-	-	50			
11	ROBERTS, Jamil	1	-	-	-	-	22			
15	MORRIS, Joe	-	-	-	-	-	7			
20	MOCYUNAS, Collin	-	-	-	-	-	21			
Totals		7	3	0	0	6				

#	Goalkeepers	Min	GA	Saves
1	PITA, Paulo	92:13	1	3

Shots by period	1	2	OT	Total
Marshall	4	3	0	7
Florida Atlantic	8	4	1	13

Corner kicks	1	2	OT	Total
Marshall	3	5	0	8
Florida Atlantic	0	2	0	2

**Scoring summary:**

No.	Time	Team	Goal scorer	Assist	Description
1.	92:13	FAU	MYKHAILENKO, Ivan (7)	Penalty kick	

**Cautions and ejections:**

YC-FAU #17 (4:34); YC-MAR #28 (36:42); YC-MAR #10 (60:08);  
YC-MAR #TM (60:04); YC-FAU #9 (71:00); YC-MAR #23 (68:13)

Win-JALON, Hagay (3-3-0). Loss-PITA, Paulo (10-1-3).

Stadium: FAU Soccer Stadium

Officials: Referee: Mike Stutt; Asst. Referee: Chris Bellac; Eric Proctor;

Alt. Official: Randy Cook; Scorer: Kylie Magar;

Offsides: Marshall 2, Florida Atlantic 4.

Official's signature

**Soccer Box Score (Final)**  
**The Automated ScoreBook For Soccer**  
**#15 Marshall vs Wright State (Oct 22, 2019 at Wright State)**

Marshall (10-2-2, 3-0-1 CUSA) vs.  
Wright State (7-5-1, 2-3-0 Horizon)  
Date: Oct 22, 2019 • Attendance: 204  
Weather: Mostly cloudy, winds WSW 10-20 mph

Marshall										
Po #	Player	Sh	SO	G	A	Fo	Min			
gk 1	PITA, Paulo	-	-	-	-	-	110			
3	DIAZ-SALCEDO, Carl	1	1	-	-	-	110			
4	SOUZA, Joao	-	-	-	1	-	91			
6	WESTMEYER, Jonas	2	-	-	-	-	97			
7	YOSEF, Milo	4	3	-	1	-	95			
10	Dolabella, Pedro	2	1	1	-	-	91			
20	MOCYUNAS, Collin	-	-	-	-	-	110			
23	SCHNEIDER, Max	1	1	-	-	-	107			
28	OSMANU, Illal	2	-	-	-	-	110			
30	LEINHOS, Jan-Erik	2	-	-	-	-	98			
31	DIAS, Vitor	3	1	1	-	-	110			
-- Substitutes --										
8	FERNANDES, Vinicius	-	-	-	-	-	80			
Totals		17	7	2	2	11				

#	Goalkeepers	Min	GA	Saves
1	PITA, Paulo	110:00	2	2

Shots by period	1	2	OT	O2	Total
Marshall	7	7	1	2	17
Wright State	4	3	3	2	12

Corner kicks	1	2	OT	O2	Total
Marshall	1	4	0	0	5
Wright State	1	3	1	1	6

**Scoring summary:**

No.	Time	Team	Goal scorer	Assist	Description
1.	19:34	MAR	DIAS, Vitor (11)	YOSEF, Milo	clear shot from PK line
2.	57:45	WSUM	Logan Thompson (1)	Jeremie Charron	ball flipped over goalkeeper at top of the
3.	85:41	MAR	Dolabella, Pedro (6)	SOUZA, Joao	Header off cross
4.	86:26	WSUM	Alec Philippe (4)	Blake Pittser	Header off cross, goalkeeper could not co

**Cautions and ejections:**

YC-WSUM #14 (21:45); YC-WSUM #8 (27:47); YC-WSUM #4 (32:26);  
YC-WSUM #18 (51:02); YC-MAR #3 (51:19); YC-MAR #23 (99:37);  
YC-WSUM #23 (99:37)

Marshall-PITA, Paulo (10-1-3). Wright State-Alex Williams (1-0-0).

Stadium: Alumni Field

Officials: Referee: Brian Apwisch; Asst. Referee: Michael Kinder; Joe Kuzma;

Alt. Official: Brandon Kisaack; Timekeeper: Ryan Britton; Scorer: Nick Phillips;

Offsides: Marshall 3, Wright State 2.

Official's signature

**Soccer Box Score (Final)**  
**The Automated ScoreBook For Soccer**  
**#15 Marshall vs OAKLAND (Oct 29, 2019 at Rochester, Mich.)**

Marshall (11-2-3) vs.  
OAKLAND (7-7-2)  
Date: Oct 29, 2019 • Attendance: 204  
Weather: 48 degrees, slight rain

Marshall										
Po #	Player	Sh	SO	G	A	Fo	Min			
gk 1	PITA, Paulo	-	-	-	-	-	90			
d 3	DIAZ-SALCEDO, Carl	-	-	-	-	-	90			
mf 4	SOUZA, Joao	-	-	-	-	-	83			
mf 6	WESTMEYER, Jonas	3	1	1	-	-	90			
f 7	YOSEF, Milo	5	3	1	-	-	90			
mf 8	FERNANDES, Vinicius	2	1	-	-	-	90			
d 20	Dolabella, Pedro	2	-	-	-	-	90			
d 20	MOCYUNAS, Collin	-	-	-	-	-	90			
d 28	OSMANU, Illal	-	-	-	-	-	90			
d 30	LEINHOS, Jan-Erik	1	-	-	1	-	65			
f 31	DIAS, Vitor	-	-	-	-	-	90			
-- Substitutes --										
5	MONTOUTE, Demarre	-	-	-	-	-	7			
18	SIRK, Ryan	1	1	-	-	-	25			
Totals		14	6	2	1	5				

#	Goalkeepers	Min	GA	Saves
1	PITA, Paulo	90:00	1	2

Shots by period	1	2	Total
Marshall	8	6	14
OAKLAND	3	6	9

Corner kicks	1	2	Total
Marshall	2	2	4
OAKLAND	1	5	6

**Scoring summary:**

No.	Time	Team	Goal scorer	Assist	Description
1.	28:21	MAR	YOSEF, Milo (11)	LEINHOS, Jan-Erik	Beat keeper off cross from right side
2.	68:37	OAKLAN	MORRELL, Luke (3)	JENSEN, Noah	Fired shot off corner kick cross
3.	80:29	MAR	WESTMEYER, Jonas (3)	(unassisted)	Free kick goal placed in upper 90 left cor
					approx 25 yards out

**Cautions and ejections:**

YC-OAKLAND #10 (57:53); YC-MAR #4 (75:28)

Win-PITA, Paulo (11-2-3). Loss-LAUDERDALE, Sullivan (6-5-2).

Stadium: Oakland Soccer Fld.

Officials: Referee: Andrew Kravets; Asst. Referee: Steven Seward; Scott Blasey;

Scorer: Mekye Phelps;

Offsides: Marshall 4, OAKLAND 3.

Official's signature

**Soccer Box Score (Final)**  
**The Automated ScoreBook For Soccer**  
**#15 Kentucky vs #20 Marshall (Nov 03, 2019 at Huntington, W.Va.)**

Kentucky (10-3-3, 3-2-1 C-USA) vs.  
 Marshall (12-2-3, 4-1-1 C-USA)  
 Date: Nov 03, 2019 • Attendance: 2032  
 Weather: A little cool but not bad for November

**Kentucky**

Po #	Player	Sh	SO	G	A	Fo	Min
gk 24	Facusse, Enrique	-	-	-	-	-	90
d 6	Mabika, Aime	1	-	-	-	-	90
mf 8	Meinzer, Marcel	1	-	-	-	-	78
f 14	Evans, Daniel	2	-	-	-	-	78
mf 16	Screen, Robert	-	-	-	-	-	90
mf 18	Rouse, Bailey	-	-	-	-	-	84
mf 21	ElMedkhar, Kalil	3	2	-	-	-	90
mf 22	Wilson, Jansen	1	-	-	-	-	51
d 23	Guindon, Cole	-	-	-	-	-	90
d 26	Blassou, Nicolas	-	-	-	-	-	90
mf 28	Innes, Colin	1	1	-	-	-	47
-- Substitutes --							
9	Bjorgolfsson, Eythor	3	2	-	-	-	32
11	Visconti, Mason	-	-	-	-	-	19
15	Lindow, Brock	-	-	-	-	-	32
17	Borneo, Elijah	-	-	-	-	-	9
25	Holstad, Clay	-	-	-	-	-	21
Totals		12	5	0	0	15	

#	Goalkeepers	Min	GA	Saves
24	Facusse, Enrique	90:00	1	1

Shots by period	1	2	Total
Kentucky	8	4	12
Marshall	3	3	6

Corner kicks	1	2	Total
Kentucky	1	3	4
Marshall	3	0	3

**Scoring summary:**

No.	Time	Team	Goal scorer	Assist	Description
1.	63:58	MAR	WESTMEYER, Jonas (4)	YOSEF, Milo	Quick tap off the cross from the right side

**Cautions and ejections:**

YC-MAR #20 (62:39)

Win-PITA, Paulo (12-2-3). Loss-Facusse, Enrique (10-3-3).

Stadium: Hoops Family Field

Officials: Referee: Guido Gonzales; Asst. Referee: Brian Apwisch; Tre Gaither;

Alt. Official: Bradley Jordan; Timekeeper: Marshall SID; Scorer: Marshall SID;

Offsides: Kentucky 0, Marshall 3.

Official's signature

**Soccer Box Score (Final)**  
**The Automated ScoreBook For Soccer**  
**Marshall vs FIU (Nov 08, 2019 at Miami, Fla.)**

Marshall (13-2-3, 5-1-1) vs.  
 FIU (9-2-5, 4-2-1)  
 Date: Nov 08, 2019 • Attendance:  
 Weather:

Goals by period	1	2	Total
Marshall	2	0	2
FIU	1	0	1

**Marshall**

Po #	Player	Sh	SO	G	A	Fo	Min
gk 1	PITA, Paulo	-	-	-	-	-	90
d 3	DIAZ-SALCEDO, Carl	1	-	-	-	-	90
d 4	SOUZA, Joao	-	-	-	1	-	90
mf 6	WESTMEYER, Jonas	4	2	-	-	-	53
f 7	YOSEF, Milo	4	-	-	-	-	86
mf 10	Dolabella, Pedro	-	-	-	-	-	90
f 11	ROBERTS, Jamil	6	4	2	-	-	78
d 20	MOCYUNAS, Collin	-	-	-	-	-	90
mf 23	SCHNEIDER, Max	-	-	-	-	-	71
d 28	OSMANU, Illal	-	-	-	-	-	90
f 31	DIAS, Vitor	-	-	-	1	-	86
-- Substitutes --							
8	FERNANDES, Vinicius	-	-	-	-	-	51
18	SIRK, Ryan	-	-	-	-	-	25
Totals		15	6	2	2	11	

#	Goalkeepers	Min	GA	Saves
1	PITA, Paulo	90:00	1	6

Shots by period	1	2	Total
Marshall	7	8	15
FIU	10	7	17

Corner kicks	1	2	Total
Marshall	3	0	3
FIU	4	6	10

**Scoring summary:**

No.	Time	Team	Goal scorer	Assist	Description
1.	17:37	MAR	ROBERTS, Jamil (5)	SOUZA, Joao	
2.	19:33	FIU	GARRO, Andoni (2)	BOOTH, Andrew	
3.	22:45	MAR	ROBERTS, Jamil (6)	DIAS, Vitor	

**Cautions and ejections:**

Win-PITA, Paulo (13-2-3, 5-1-1). Loss-GAGLIARDI, Daniel (9-2-5, 4-2-1).

Stadium: FIU Soccer Stadium

Officials: Referee: Aelx Del Angel; Asst. Referee: Amiel Aleman; Bojan Atanasovski;

Alt. Official: Randy Cook; Scorer: Diana Padilla;

Offsides: Marshall 0, FIU 0.

Official's signature

**FIU**

Po #	Player	Sh	SO	G	A	Fo	Min
gk 1	GAGLIARDI, Daniel	-	-	-	-	-	90
d 2	HASSAN, Adam	1	-	-	-	-	67
d 5	O'CALLAGHAN, Nick	1	-	-	-	-	90
d 6	GARCIA, David	1	-	-	-	-	90
f 9	GARRO, Andoni	2	2	1	-	-	36
mf 15	SAGARDUY, Inigo	1	-	-	-	-	44
mf 16	BOOTH, Andrew	3	2	-	1	-	90
mf 18	BARRAZA, Matias	3	1	-	-	-	86
d 19	GREEN, Owen	1	1	-	-	-	90
mf 20	ROUSSELET, Alban	1	1	-	-	-	81
d 23	COUSINS, Anthony	-	-	-	-	-	81
-- Substitutes --							
3	FAYE, Talla	-	-	-	-	-	16
8	OLMOS, Xavi	2	-	-	-	-	9
10	CAMPOY, Alessandro	-	-	-	-	-	25
11	AFRIFA, Stephen	-	-	-	-	-	23
17	FRANKE, Caleb	-	-	-	-	-	39
21	CONDE, Mohamed	1	-	-	-	-	34
29	MONTALI, Francesco	-	-	-	-	-	0
Totals		17	7	1	1	10	

#	Goalkeepers	Min	GA	Saves
1	GAGLIARDI, Daniel	90:00	2	4

Saves by period	1	2	Total
Marshall	4	2	6
FIU	1	3	4

Fouls	1	2	Total
Marshall	0	11	11
FIU	2	8	10



# 1 - Paulo Pita

(at Marshall)

Minutes  
Every Minute Played  
Goals Allowed  
Shutouts  
Saves

2019 Season Match Highs

110 (3x) last at Wright State 10/22  
18 matches last at #19 FIU 11/8  
3 vs. UTRGV 9/17  
last vs. #15 Kentucky 11/3  
6 (3x) last at #19 FIU 11/8

Career

110 (6x) last at Wright State 10/22/19  
33 matches  
4 at Butler 9/26/18  
Same  
\*\*14 at No. 5 Kentucky 10/13/18  
\*\*tied for 7th in C-USA History

\*\*\*6th all-time at Marshall with 9.5 career shutouts\*\*\*

\*\*\*6 shutouts in 2019 tied for 4th all-time at Marshall\*\*\*

\*\*\*23rd NCAA Goals Against Average/25th NCAA Save Percentage\*\*\*

\*\*\*Conference USA Defensive Player of the Week Oct. 21, Nov. 4 & 11\*\*\*

## 2018 Game-by-game Stats

Date	Opponent	Score	GP	GS	Minutes	GA	GAAvg	Saves	Save%	W	L	T	Sho
Aug 23, 2018	DUQUESNE	1-0	*	*	90:00	0	0.00	1	1.000	1	0	0	1
Aug 27, 2018	OAKLAND	2-3	*	*	90:00	3	1.50	4	.625	1	1	0	-
Aug 31, 2018	vs Ohio State	1-0	*	*	90:00	0	1.00	5	.769	2	1	0	1
Sep 03, 2018	at Dayton	0-0	*	*	110:00	0	0.71	3	.812	2	1	1	1
09-07-18	FIU	1-2	*	*	92:23	2	0.95	2	.750	2	2	1	-
Sep 11, 2018	at Virginia	0-1	*	*	90:00	1	0.96	4	.760	2	3	1	-
Sep 22, 2018	at UAB	1-1	*	*	110:00	1	0.94	6	.781	2	3	2	-
Sep 26, 2018	at Butler	3-4	*	*	99:50	4	1.28	2	.711	2	4	2	-
Sep 29, 2018	ODU	4-2	*	*	90:00	2	1.36	1	.683	3	4	2	-
Oct 03, 2018	at ETSU	1-2	*	*	90:00	2	1.42	2	.667	3	5	2	-
Oct 09, 2018	PURDUE FORT WAYNE	3-0	*	*	67:43	0	1.32	5	.700	4	5	2	0/1
Oct 13, 2018	at Kentucky	0-1	*	*	103:39	1	1.28	14	.754	4	6	2	0/1
Oct 27, 2018	at New Mexico	2-2	*	*	110:00	2	1.31	5	.750	4	6	3	0/1
Oct 30, 2018	at South Carolina	2-1	*	*	106:34	1	1.28	4	.753	5	6	3	0/1
Nov 03, 2018	FLORIDA ATLANTIC	5-1	*	*	45:00	1	1.30	1	.747	6	6	3	0/1
Nov 07, 2018	vs FIU	2-1	*	*	90:00	1	1.28	7	.759	7	6	3	0/1
Nov 09, 2018	vs Kentucky	1-2	*	*	90:00	2	1.32	5	.755	7	7	3	0/1
			17	16	1565:09	23	1.32	71	.755	7	7	3	3/1

## 2019 Game-by-game Stats

Date	Opponent	Score	GP	GS	Minutes	GA	GAAvg	Saves	Save%	W	L	T	Sho
08/30/19	at Purdue Fort Wayne	3-0	*	*	90:00	0	0.00	1	1.000	1	0	0	1
09/02/19	at Northern Ky.	1-1	*	*	110:00	1	0.45	6	.875	1	0	1	-
Sep 06, 2019	BUTLER	2-1	*	*	90:00	1	0.62	5	.857	2	0	1	-
Sep 10, 2019	ETSU BUCS	2-1	*	*	90:00	1	0.71	0	.800	3	0	1	-
Sep 14, 2019	SOUTH CAROLINA	2-0	*	*	90:00	0	0.57	0	.800	4	0	1	1
Sep 17, 2019	UTRGV	2-3	*	*	90:00	3	0.96	3	.714	4	1	1	-
Sep 21, 2019	AKRON	2-1	*	*	90:00	1	0.97	4	.731	5	1	1	-
Sep 27, 2019	at OLD DOMINION	4-1	*	*	90:00	1	0.97	5	.750	6	1	1	-
Oct 01, 2019	DAYTON	2-0	*	*	90:00	0	0.87	6	.789	7	1	1	1
Oct 05, 2019	UAB	6-0	*	*	90:00	0	0.78	2	.800	8	1	1	1
10/12/19	at Charlotte	0-0	*	*	110:00	0	0.70	2	.810	8	1	2	1
10/15/19	at LMU (CA)	4-1	*	*	90:00	1	0.72	3	.804	9	1	2	-
Oct 18, 2019	at SDSU	5-1	*	*	90:00	1	0.74	2	.796	10	1	2	-
Oct 22, 2019	at Wright State	2-2	*	*	110:00	2	0.82	2	.774	10	1	3	-
Oct 26, 2019	at Florida Atlantic	0-1	*	*	92:13	1	0.83	3	.772	10	2	3	-
Oct 29, 2019	at OAKLAND	2-1	*	*	90:00	1	0.84	2	.767	11	2	3	-
Nov 03, 2019	KENTUCKY	1-0	*	*	90:00	0	0.79	5	.785	12	2	3	1
Nov 08, 2019	at FIU	2-1	*	*	90:00	1	0.80	6	.792	13	2	3	-
Totals			18	15	1682:13	15	0.80	57	.792	13	2	3	6

## Paulo Pita Career Stats (at Marshall)

Season	GP	Minutes	GA	GAAvg	Saves	Save%	W	L	T	Sho
2018	17	1565:09	23	1.32	71	.755	7	7	3	3.1
2019	18	1682:13	15	0.80	57	.792	13	2	3	6
TOTAL	35	3247:22	38	1.05	128	.771	20	9	6	9.1





## 3 - Carlos Diaz-Salcedo

	2019 Season Match Highs	Career
Minutes	110 (2x) last at Wright State 10/22	110 (7x) last at Wright State 10/22/19
Every Minute Played	12 matches last at #19 FIU 11/8	43 matches
Goals	N/A	1 (2x) last at Butler 9/26/18
Assists	N/A	1 (5x) last vs. Ohio State 8/31/18
Shots	1 (5x) last at Wright State 10/22	3 at Eastern Illinois 9/4/16
Shots on Goal	1 (3x) last at Wright State 10/22	3 at Eastern Illinois 9/4/16

### 2016 Game-by-game Stats

Date	Opponent	Score	GP	GS	G	A	Pts	Sh	Sh%	SOG	SOG%	GW	PK-Att	YC	RC	Min
Aug 26, 2016	WESTERN MICHIGAN	0-2	*	*	0	0	0	0	.000	0	.000	0	0-0	0	0	64
Aug 28, 2016	DETROIT TITANS	3-1	*	*	0	0	0	1	.000	1	1.000	0	0-0	0	0	15
Sep 02, 2016	at Bowling Green	0-3	*	*	0	0	0	0	.000	0	1.000	0	0-0	0	0	14
Sep 04, 2016	at Eastern Illinois	1-0	*	*	1	0	2	3	.250	3	1.000	1	0-0	0	0	44
Sep 10, 2016	APPALACHIAN STATE	1-0	*	*	0	0	0	2	.167	0	.667	0	0-0	0	0	82
Sep 14, 2016	at High Point	0-1	*	*	0	0	0	1	.143	0	.571	0	0-0	0	0	80
Sep 17, 2016	at UAB	0-3	*	*	0	0	0	0	.143	0	.571	0	0-0	0	0	64
Sep 28, 2016	at Evansville	1-2	*	*	0	0	0	1	.125	0	.500	0	0-0	0	0	90
Oct 22, 2016	at New Mexico	2-2	*	*	0	0	0	1	.111	1	.556	0	0-0	1	0	33
Oct 26, 2016	ODU	0-1	*	*	0	0	0	0	.111	0	.556	0	0-0	0	0	17
Oct 30, 2016	at Kentucky	0-3	*	*	0	0	0	0	.111	0	.556	0	0-0	0	0	18
Totals		8-18	11	6	1	0	2	9	.111	5	.556	1	0-0	1	0	521

Games played: 11  
Shots per game: 0.82; Goals per game: 0.09  
Assists per game: 0.00; Points per game: 0.18

### 2017 Game-by-game Stats

Date	Opponent	Score	GP	GS	G	A	Pts	Sh	Sh%	SOG	SOG%	GW	PK-Att	YC	RC	Min
Aug 25, 2017	UNC ASHEVILLE	3-0	*	*	0	0	0	0	.000	0	.000	0	0-0	0	0	35
08/31/17	at Duquesne	3-1	*	*	0	0	0	0	.000	0	.000	0	0-0	0	0	90
Sep 03, 2017	at Robert Morris	2-1	*	*	0	1	1	0	.000	0	.000	0	0-0	0	0	36
Sep 09, 2017	at Charlotte	0-1	*	*	0	0	0	0	.000	0	.000	0	0-0	0	0	90
Sep 13, 2017	EASTERN ILLINOIS	3-0	*	*	0	0	0	1	.000	0	.000	0	0-0	0	0	69
Sep 16, 2017	SOUTH CAROLINA	2-1	*	*	0	1	1	0	.000	0	.000	0	0-0	0	0	90
Sep 20, 2017	at Northern Kentucky	2-2	*	*	0	0	0	1	.000	1	.500	0	0-0	0	0	110
Sep 26, 2017	at Fort Wayne	1-2	*	*	0	1	1	1	.000	1	.667	0	0-0	0	0	90
Sep 30, 2017	NEW MEXICO	1-2	*	*	0	1	1	0	.000	0	.667	0	0-0	0	0	90
Oct 07, 2017	at FIU	0-4	*	*	0	0	0	0	.000	0	.667	0	0-0	0	0	90
Oct 14, 2017	KENTUCKY	1-0	*	*	0	0	0	1	.000	1	.750	0	0-0	0	0	90
Oct 17, 2017	at LIBERTY	0-1	*	*	0	0	0	0	.000	0	.750	0	0-0	1	0	90
Oct 21, 2017	at Old Dominion	0-1	*	*	0	0	0	0	.000	0	.750	0	0-0	1	0	90
Oct 28, 2017	UAB	2-1	*	*	0	0	0	0	.000	0	.750	0	0-0	1	0	110
Nov 01, 2017	at Akron	0-2	*	*	0	0	0	0	.000	0	.750	0	0-0	0	0	90
Nov 04, 2017	at FAU	1-2	*	*	0	0	0	0	.000	0	.750	0	0-0	0	0	98
Nov 08, 2017	vs Kentucky	1-0	*	*	0	0	0	0	.000	0	.750	0	0-0	0	0	90
Nov 10, 2017	at Old Dominion	0-1	*	*	0	0	0	0	.000	0	.750	0	0-0	0	0	90
Totals		22-22	18	18	0	4	4	4	.000	3	.750	0	0-0	3	0	1538

Games played: 18  
Shots per game: 0.22; Goals per game: 0.00  
Assists per game: 0.22; Points per game: 0.22

### 2018 Game-by-game Stats

Date	Opponent	Score	GP	GS	G	A	Pts	Sh	Sh%	SOG	SOG%	GW	PK-Att	YC	RC	Min
Aug 23, 2018	DUQUESNE	1-0	*	*	0	0	0	1	.000	0	.000	0	0-0	0	0	90
Aug 27, 2018	OAKLAND	2-3	*	*	0	0	0	0	.000	0	.000	0	0-0	0	0	85
Aug 31, 2018	vs Ohio State	1-0	*	*	0	1	1	0	.000	0	.000	0	0-0	1	0	90
Sep 03, 2018	at Dayton	0-0	*	*	0	0	0	0	.000	0	.000	0	0-0	1	0	110
09-07-18	FIU	1-2	*	*	0	0	0	0	.000	0	.000	0	0-0	0	0	92
Sep 11, 2018	at Virginia	0-1	*	*	0	0	0	1	.000	0	.000	0	0-0	1	0	90
Sep 22, 2018	at UAB	1-1	*	*	0	0	0	1	.000	0	.000	0	0-0	0	0	110
Sep 26, 2018	at Butler	3-4	*	*	1	0	2	1	.250	1	.250	0	0-0	0	0	100
Sep 29, 2018	ODU	4-2	*	*	0	0	0	1	.200	0	.200	0	0-0	1	0	90
Oct 03, 2018	at ETSU	1-2	*	*	0	0	0	0	.200	0	.200	0	0-0	0	0	90
Oct 09, 2018	PURDUE FORT WAYNE	3-0	*	*	0	0	0	1	.167	0	.167	0	0-0	0	0	61
Oct 13, 2018	at Kentucky	0-1	*	*	0	0	0	0	.167	0	.167	0	0-0	0	0	104
Oct 20, 2018	CHARLOTTE	0-1	*	*	0	0	0	0	.167	0	.167	0	0-0	1	0	90
Oct 27, 2018	at New Mexico	2-2	*	*	0	0	0	1	.143	0	.143	0	0-0	0	0	110
Oct 30, 2018	at South Carolina	2-1	*	*	0	0	0	0	.143	0	.143	0	0-0	0	0	90
Nov 03, 2018	FLORIDA ATLANTIC	5-1	*	*	0	0	0	0	.143	0	.143	0	0-0	0	0	77
Nov 07, 2018	vs FIU	2-1	*	*	0	0	0	1	.125	0	.125	0	0-0	0	0	90
Nov 09, 2018	vs Kentucky	1-2	*	*	0	0	0	0	.125	0	.125	0	0-0	0	0	90
Totals		29-24	18	18	1	1	3	8	.125	1	.125	0	0-0	5	0	1659

Games played: 18  
Shots per game: 0.44; Goals per game: 0.06  
Assists per game: 0.06; Points per game: 0.17

### 2019 Game-by-game Stats

Date	Opponent	Score	GP	GS	G	A	Pts	Sh	Sh%	SOG	SOG%	GW	PK-Att	YC	RC	Min
08/30/19	at Purdue Fort Wayne	3-0	*	*	0	0	0	0	.000	0	.000	0	0-0	0	0	90
09/02/19	at Northern Ky.	1-1	*	*	0	0	0	0	.000	0	.000	0	0-0	0	1	8
Sep 10, 2019	ETSU BUCS	2-1	*	*	0	0	0	0	.000	0	.000	0	0-0	0	0	80
Sep 14, 2019	SOUTH CAROLINA	2-0	*	*	0	0	0	0	.000	0	.000	0	0-0	0	0	90
Sep 17, 2019	UTRGV	2-3	*	*	0	0	0	1	.000	1	1.000	0	0-0	0	0	80
Sep 21, 2019	AKRON	2-1	*	*	0	0	0	0	.000	0	1.000	0	0-0	0	0	90
Sep 27, 2019	at OLD DOMINION	4-1	*	*	0	0	0	1	.000	0	.500	0	0-0	0	0	90
Oct 01, 2019	DAYTON	2-0	*	*	0	0	0	0	.000	0	.500	0	0-0	0	0	90
Oct 05, 2019	UAB	6-0	*	*	0	0	0	0	.000	0	.500	0	0-0	0	0	90
10/12/19	at Charlotte	0-0	*	*	0	0	0	1	.000	1	.667	0	0-0	0	0	110
10/15/19	at LMU (CA)	4-1	*	*	0	0	0	0	.000	0	.667	0	0-0	0	0	90
Oct 18, 2019	at SDSU	5-1	*	*	0	0	0	1	.000	0	.500	0	0-0	0	0	79
Oct 22, 2019	at Wright State	2-2	*	*	0	0	0	1	.000	1	.600	0	0-0	1	0	110
Oct 26, 2019	at Florida Atlantic	0-1	*	*	0	0	0	0	.000	0	.600	0	0-0	0	0	71
Oct 29, 2019	at OAKLAND	2-1	*	*	0	0	0	0	.000	0	.600	0	0-0	0	0	90
Nov 03, 2019	KENTUCKY	1-0	*	*	0	0	0	0	.000	0	.600	0	0-0	0	0	90
Nov 08, 2019	at FIU	2-1	*	*	0	0	0	1	.000	0	.500	0	0-0	0	0	90
Totals		40-14	17	16	0	0	0	6	.000	3	.500	0	0-0	1	1	1438

Games played: 17  
Shots per game: 0.35; Goals per game: 0.00  
Assists per game: 0.00; Points per game: 0.00

### Carlos Diaz-Salcedo Career Stats

Season	GP-GS	Min.	G	A	Pts	Shot	Shot%	SOG	SOG%	GW	PK-Att
2016	11-6	521	1	0	2	9	.111	5	.556	1	0-0
2017	18-18	1538	0	4	4	4	.000	3	.750	0	0-0
2018	18-18	1659	1	1	3	8	.125	1	.125	0	0-0
2019	17-16	1438	0	0	0	6	.000	3	.500	0	0-0
TOTAL	64-58	5156	2	5	9	27	.074	12	.444	1	0-0



## 4 - Joao Souza

### 2019 Season Match Highs

Minutes	91 at Wright State 10/22
Every Minute Played	1 match at #19 FIU 11/8
Goals	1 (2x) last vs. UAB 10/5
Assists	1 (5x) last at #19 FIU 11/8
Shots	3 at Purdue Fort Wayne 8/30
Shots on Goal	1 (7x) last at Florida Atlantic 10/26

### 2019 Game-by-game Stats

Date	Opponent	Score	GP	GS	G	A	Pts	Sh	Sh%	Sog	Sog%	GW	Cnr	PK-Att	YC	RC	Min
08/30/19	at Purdue Fort Wayne	3-0	*	*	0	1	1	3	.000	1	.333	0	0	0-0	0	0	73
09/02/19	at Northern Ky.	1-1	*	*	0	0	0	0	.000	0	.333	0	0	0-0	1	0	70
Sep 06, 2019	BUTLER	2-1	*	*	0	0	0	1	.000	1	.500	0	0	0-0	1	0	70
Sep 10, 2019	ETSU BUCS	2-1	*	*	0	0	0	0	.000	0	.500	0	1	0-0	0	0	56
Sep 14, 2019	SOUTH CAROLINA	2-0	*		0	0	0	2	.000	1	.500	0	0	0-0	0	0	26
Sep 17, 2019	UTRGV	2-3	*	*	0	1	1	2	.000	0	.375	0	0	0-0	0	0	62
Sep 21, 2019	AKRON	2-1	*	*	0	0	0	1	.000	0	.333	0	0	0-0	0	0	82
Sep 27, 2019	at OLD DOMINION	4-1	*	*	1	0	2	1	.100	1	.400	1	1	0-0	0	0	74
Oct 01, 2019	DAYTON	2-0	*		0	0	0	1	.091	1	.455	0	0	0-0	0	0	40
Oct 05, 2019	UAB	6-0	*	*	1	0	2	2	.154	1	.462	0	1	0-0	0	0	63
10/12/19	at Charlotte	0-0	*	*	0	0	0	1	.143	0	.429	0	0	0-0	0	0	79
10/15/19	at LMU (CA)	4-1	*		0	0	0	0	.143	0	.429	0	0	0-0	0	0	33
Oct 18, 2019	at SDSU	5-1	*		0	1	1	1	.133	0	.400	0	0	0-0	0	0	48
Oct 22, 2019	at Wright State	2-2	*	*	0	1	1	0	.133	0	.400	0	0	0-0	0	0	91
Oct 26, 2019	at Florida Atlantic	0-1	*	*	0	0	0	1	.125	1	.438	0	0	0-0	0	0	74
Oct 29, 2019	at OAKLAND	2-1	*	*	0	0	0	0	.125	0	.438	0	0	0-0	1	0	83
Nov 03, 2019	KENTUCKY	1-0	*	*	0	0	0	0	.125	0	.438	0	0	0-0	0	0	83
Nov 08, 2019	at FIU	2-1	*	*	0	1	1	0	.125	0	.438	0	1	0-0	0	0	90
Totals		42-15	18	14	2	5	9	16	.125	7	.438	1	4	0-0	3	0	1197

Games played: 18

Shots per game: 0.89; Goals per game: 0.11

Assists per game: 0.28; Points per game: 0.50

### Joao Souza Career Stats

Season	GP-GS	Min.	G	A	Pts	Shot	Shot%	SOG	SOG%	GW	PK-Att
2019	18-14	1197	2	5	9	16	.125	7	.438	1	0-0
TOTAL	18-14	1197	2	5	9	16	.125	7	.438	1	0-0



## 5 - Demarre Montoute

### 2019 Season Match Highs

Minutes	63 at Northern Kentucky 9/2
Goals	N/A
Assists	N/A
Shots	N/A
Shots on Goal	N/A

### 2019 Game-by-game Stats

Date	Opponent	Score	GP	GS	G	A	Pts	Sh	Sh%	Sog	Sog%	GW	Cnr	PK-Att	YC	RC	Min
08/30/19	at Purdue Fort Wayne	3-0	*		0	0	0	0	.000	0	.000	0	0	0-0	1	0	12
09/02/19	at Northern Ky.	1-1	*		0	0	0	0	.000	0	.000	0	0	0-0	1	0	63
Sep 10, 2019	ETSU BUCS	2-1	*		0	0	0	0	.000	0	.000	0	0	0-0	0	0	21
Sep 14, 2019	SOUTH CAROLINA	2-0	*		0	0	0	0	.000	0	.000	0	0	0-0	0	0	43
Sep 17, 2019	UTRGV	2-3	*		0	0	0	0	.000	0	.000	0	0	0-0	0	0	37
Sep 21, 2019	AKRON	2-1	*		0	0	0	0	.000	0	.000	0	0	0-0	0	0	7
Sep 27, 2019	at OLD DOMINION	4-1	*		0	0	0	0	.000	0	.000	0	0	0-0	0	0	30
Oct 05, 2019	UAB	6-0	*		0	0	0	0	.000	0	.000	0	0	0-0	0	0	23
10/15/19	at LMU (CA)	4-1	*		0	0	0	0	.000	0	.000	0	0	0-0	1	0	8
Oct 18, 2019	at SDSU	5-1	*		0	0	0	0	.000	0	.000	0	0	0-0	0	0	8
Oct 29, 2019	at OAKLAND	2-1	*		0	0	0	0	.000	0	.000	0	0	0-0	0	0	7
		33-10	11	0	0	0	0	0	.000	0	.000	0	0	0-0	3	0	259

Games played: 11

Shots per game: 0.00;Goals per game: 0.00

Assists per game: 0.00;Points per game: 0.00

### Demarre Montoute Career Stats

Season	GP-GS	Min.	G	A	Pts	Shot	Shot%	SOG	SOG%	GW	PK-Att
2019	11-0	259	0	0	0	0	.000	0	.000	0	0-0
TOTAL	11-0	259	0	0	0	0	.000	0	.000	0	0-0





## 6 - Jonas Westmeyer

	2019 Season Match Highs	Career
Minutes	97 at Wright State 10/22	103 at UAB 9/22/18
Every Minute Played	2 matches last at Oakland 10/29	3 matches
Goals	1 (4x) last vs. #15 Kentucky 11/3	1 (7x) last vs. #15 Kentucky 11/3/19
Assists	2 vs. UAB 10/5	2 (2x) last vs. UAB 10/5/19
Shots	3 (4x) last vs. #15 Kentucky 11/3	4 vs. Wright State 10/23/18
Shots on Goal	2 (2x) last vs. #15 Kentucky 11/3	Same
Corner Kicks	8 vs. UAB 10/5	Same

\*\*\*College Soccer News National Team of the Week Member, Nov. 4\*\*\*

### 2018 Game-by-game Stats

Date	Opponent	Score	GP	GS	G	A	Pts	Sh	Sh%	Sog	Sog%	GW	Cnr	PK-Att	YC	RC	Min
Aug 23, 2018	DUQUESNE	1-0	*	*	1	0	2	1	1.000	1	1.000	1	1	0-0	0	0	70
Aug 27, 2018	OAKLAND	2-3	*	*	0	2	2	2	.333	0	.333	0	1	0-0	0	0	76
Aug 31, 2018	vs Ohio State	1-0	*	*	0	0	0	3	.167	0	.167	0	0	0-0	0	0	65
Sep 03, 2018	at Dayton	0-0	*	*	0	0	0	2	.125	0	.125	0	1	0-0	0	0	85
09-07-18	FIU	1-2	*	*	0	0	0	0	.125	0	.125	0	1	0-0	0	0	80
Sep 11, 2018	at Virginia	0-1	*	*	0	0	0	0	.125	0	.125	0	3	0-0	1	0	71
Sep 22, 2018	at UAB	1-1	*	*	1	0	2	1	.222	1	.222	0	2	0-0	0	0	103
Sep 26, 2018	at Butler	3-4	*	*	0	1	1	0	.222	0	.222	0	0	0-0	0	0	66
Sep 29, 2018	ODU	4-2	*	*	0	0	0	0	.222	0	.222	0	0	0-0	0	0	50
Oct 03, 2018	at ETSU	1-2	*	*	0	0	0	1	.200	0	.200	0	2	0-0	0	0	90
Oct 09, 2018	PURDUE FORT WAYNE	3-0	*	*	0	0	0	1	.182	0	.182	0	0	0-0	0	0	75
Oct 13, 2018	at Kentucky	0-1	*	*	0	0	0	0	.182	0	.182	0	2	0-0	0	0	82
Oct 16, 2018	NKU	2-1	*	*	0	0	0	1	.167	0	.167	0	1	0-0	1	0	70
Oct 20, 2018	CHARLOTTE	0-1	*	*	0	0	0	0	.167	0	.167	0	2	0-0	0	0	69
Oct 23, 2018	WRIGHT STATE	1-3	*	*	0	0	0	4	.125	1	.188	0	3	0-0	0	0	79
Oct 27, 2018	at New Mexico	2-2	*	*	1	0	2	1	.176	1	.235	0	0	0-0	0	0	100
Oct 30, 2018	at South Carolina	2-1	*	*	0	1	1	3	.150	0	.200	0	0	0-0	0	0	82
Nov 03, 2018	FLORIDA ATLANTIC	5-1	*	*	0	0	0	2	.136	0	.182	0	1	0-0	0	0	84
Nov 07, 2018	vs FIU	2-1	*	*	0	0	0	2	.125	1	.208	0	2	0-0	0	0	69
Nov 09, 2018	vs Kentucky	1-2	*	*	0	0	0	2	.115	0	.192	0	1	0-0	0	0	87
Totals		32-28	20	19	3	4	10	26	.115	5	.192	1	23	0-0	2	0	1553

Games played: 20

Shots per game: 1.30;Goals per game: 0.15

Assists per game: 0.20;Points per game: 0.50

### 2019 Game-by-game Stats

Date	Opponent	Score	GP	GS	G	A	Pts	Sh	Sh%	Sog	Sog%	GW	Cnr	PK-Att	YC	RC	Min
08/30/19	at Purdue Fort Wayne	3-0	*	*	0	1	1	2	.000	0	.000	0	0	0-0	0	0	90
09/02/19	at Northern Ky.	1-1	*	*	1	0	2	2	.250	2	.500	0	0	0-0	0	0	80
Sep 06, 2019	BUTLER	2-1	*	*	0	0	0	0	.250	0	.500	0	1	0-0	0	0	30
Sep 10, 2019	ETSU BUCS	2-1	*	*	0	1	1	1	.200	1	.600	0	3	0-0	0	0	43
Sep 14, 2019	SOUTH CAROLINA	2-0	*	*	0	0	0	3	.125	1	.500	0	4	0-0	0	0	76
Sep 17, 2019	UTRGV	2-3	*	*	0	0	0	0	.125	0	.500	0	2	0-0	0	0	23
Sep 21, 2019	AKRON	2-1	*	*	0	0	0	1	.111	0	.444	0	3	0-0	0	0	78
Sep 27, 2019	at OLD DOMINION	4-1	*	*	0	0	0	1	.100	1	.500	0	0	0-0	0	0	43
Oct 01, 2019	DAYTON	2-0	*	*	0	1	1	1	.091	0	.455	0	6	0-0	0	0	80
Oct 05, 2019	UAB	6-0	*	*	1	2	4	2	.154	1	.462	0	8	0-0	0	0	65
10/12/19	at Charlotte	0-0	*	*	0	0	0	1	.143	0	.429	0	0	0-0	0	0	48
10/15/19	at LMU (CA)	4-1	*	*	0	1	1	3	.118	1	.412	0	0	0-0	0	0	75
Oct 18, 2019	at SDSU	5-1	*	*	0	1	1	2	.105	1	.421	0	5	0-0	0	0	78
Oct 22, 2019	at Wright State	2-2	*	*	0	0	0	2	.095	0	.381	0	5	0-0	0	0	97
Oct 26, 2019	at Florida Atlantic	0-1	*	*	0	0	0	0	.095	0	.381	0	6	0-0	0	0	50
Oct 29, 2019	at OAKLAND	2-1	*	*	1	0	2	3	.125	1	.375	1	4	0-0	0	0	90
Nov 03, 2019	KENTUCKY	1-0	*	*	1	0	2	3	.148	2	.407	1	3	0-0	0	0	84
Nov 08, 2019	at FIU	2-1	*	*	0	0	0	4	.129	2	.419	0	1	0-0	0	0	53
Totals		42-15	18	11	4	7	15	31	.129	13	.419	2	51	0-0	0	0	1183

Games played: 18

Shots per game: 1.72;Goals per game: 0.22

Assists per game: 0.39;Points per game: 0.83

### Jonas Westmeyer Career Stats

Season	GP-GS	Min.	G	A	Pts	Shot	Shot%	SOG	SOG%	GW	PK-Att
2018	20-19	1553	3	4	10	26	.115	5	.192	1	0-0
2019	18-11	1183	4	7	15	31	.129	13	.419	2	0-0
TOTAL	38-30	2736	7	11	25	57	.123	18	.316	3	0-0



## 7 - Milo Yosef

### 2019 Season Match Highs

Minutes 97 at Florida Atlantic 10/26  
 Every Minute Played 4 matches last vs. #15 Kentucky 11/3  
 Goals 2 (3x) last at San Diego State 10/18  
 Assists 1 (3x) last vs. #15 Kentucky 11/3  
 Shots 6 at Purdue Fort Wayne 8/30  
 Shots on Goal 4 at Loyola Marymount 10/15

**\*\*\*Conference USA Offensive Player of the Week, Oct. 21 & Nov. 4\*\*\***

**\*\*\*College Soccer News Athlete of the Week, Oct. 21\*\*\***

**\*\*\*Tied for 21st NCAA in total goals/Tied for 31st Goals Per Game (0.61)**

**Tied for 30th in Total Points (25)/44th in Points per Game (1.39)\*\*\***

**\*\*\*Leads C-USA in Shots, Shots Per Game, Points, Goals,**

**Goals Per Game & Game-Winners\*\*\***

**\*\*\*First Marshall player with 10+ goals in a season since Tom Jackson had 10 in 2011\*\*\***

**\*\*\*11 goals tied for 7th all-time single-season program history (Andy Zulauf 1985)\*\*\***

## 2019 Game-by-game Stats

Date	Opponent	Score	GP	GS	G	A	Pts	Sh	Sh%	Sog	Sog%	GW	Cnr	PK-Att	YC	RC	Min
08/30/19	at Purdue Fort Wayne	3-0	*	*	1	0	2	6	.167	3	.500	1	0	0-0	0	0	68
09/02/19	at Northern Ky.	1-1	*	*	0	0	0	3	.111	2	.556	0	0	0-0	0	0	82
Sep 06, 2019	BUTLER	2-1	*	*	0	0	0	0	.111	0	.556	0	0	0-0	1	0	76
Sep 10, 2019	ETSU BUCS	2-1	*	*	0	0	0	2	.091	0	.455	0	0	0-0	1	0	78
Sep 14, 2019	SOUTH CAROLINA	2-0	*	*	1	0	2	3	.143	1	.429	1	0	0-0	0	0	59
Sep 17, 2019	UTRGV	2-3	*	*	0	0	0	0	.143	0	.429	0	0	0-0	1	0	34
Sep 21, 2019	AKRON	2-1	*	*	1	0	2	2	.188	1	.438	1	0	0-0	0	0	83
Sep 27, 2019	at OLD DOMINION	4-1	*	*	2	0	4	3	.263	2	.474	0	0	0-0	0	0	80
Oct 01, 2019	DAYTON	2-0	*	*	0	0	0	3	.227	1	.455	0	0	0-0	0	0	90
Oct 05, 2019	UAB	6-0	*	*	1	0	2	3	.240	1	.440	1	0	0-0	0	0	69
10/12/19	at Charlotte	0-0	*	*	0	0	0	2	.222	1	.444	0	0	0-0	1	0	84
10/15/19	at LMU (CA)	4-1	*	*	2	1	5	4	.258	4	.516	0	0	0-0	0	0	76
Oct 18, 2019	at SDSU	5-1	*	*	2	0	4	4	.286	2	.514	0	0	0-0	0	0	79
Oct 22, 2019	at Wright State	2-2	*	*	0	1	1	4	.256	3	.538	0	0	0-0	0	0	95
Oct 26, 2019	at Florida Atlantic	0-1	*	*	0	0	0	3	.238	1	.524	0	0	0-0	0	0	92
Oct 29, 2019	at OAKLAND	2-1	*	*	1	0	2	5	.234	3	.532	0	0	0-0	0	0	90
Nov 03, 2019	KENTUCKY	1-0	*	*	0	1	1	0	.234	0	.532	0	0	0-0	0	0	90
Nov 08, 2019	at FIU	2-1	*	*	0	0	0	4	.216	0	.490	0	0	0-0	0	0	86
Totals		42-15	18	17	11	3	25	51	.216	25	.490	4	0	0-0	4	0	1411

Games played: 18

Shots per game: 2.83;Goals per game: 0.61

Assists per game: 0.17;Points per game: 1.39

## Milo Yosef Career Stats

Season	GP-GS	Min.	G	A	Pts	Shot	Shot%	SOG	SOG%	GW	PK-Att
2019	18-17	1411	11	3	25	51	.216	25	.490	4	0-0
TOTAL	18-17	1411	11	3	25	51	.216	25	.490	4	0-0



# 8 - Vinicius Fernandes

	2019 Season Match Highs	Career
Minutes	90 (3x) last vs. #15 Kentucky 11/3	110 at New Mexico 10/27/18
Every Minute Played	3 matches last vs. #15 Kentucky 11/3	9 matches
Goals	1 vs. UTRGV 9/17	1 (4x) last vs. UTRGV 9/17/19
Assists	1 (2x) last vs. UAB 10/5	1 (4x) last vs. UAB 10/5
Shots	2 (3x) last at Oakland 10/29	3 at South Carolina 10/30/18
Shots on Goal	1 (4x) last at Oakland 10/29	2 (2x) last at South Carolina 10/30/18

## 2018 Game-by-game Stats

Date	Opponent	Score	GP	GS	G	A	Pts	Sh	Sh%	Sog	Sog%	GW	PK-Att	YC	RC	Min
Aug 23, 2018	DUQUESNE	1-0	*	*	0	0	0	0	.000	0	.000	0	0-0	0	0	70
Aug 27, 2018	OAKLAND	2-3	*	*	0	0	0	0	.000	0	.000	0	0-0	1	0	72
Aug 31, 2018	vs Ohio State	1-0	*	*	0	0	0	0	.000	0	.000	0	0-0	0	0	57
Sep 03, 2018	at Dayton	0-0	*	*	0	0	0	1	.000	0	.000	0	0-0	0	0	77
09-07-18	FIU	1-2	*	*	1	0	2	2	.333	1	.333	0	0-0	0	0	70
Sep 11, 2018	at Virginia	0-1	*	*	0	0	0	1	.250	0	.250	0	0-0	0	0	57
Sep 22, 2018	at UAB	1-1	*	*	0	0	0	0	.250	0	.250	0	0-0	0	0	101
Sep 26, 2018	at Butler	3-4	*	*	0	1	1	1	.200	0	.200	0	0-0	0	0	93
Sep 29, 2018	ODU	4-2	*	*	0	1	1	1	.167	1	.333	0	0-0	0	0	90
Oct 03, 2018	at ETSU	1-2	*	*	0	0	0	0	.167	0	.333	0	0-0	0	0	83
Oct 09, 2018	PURDUE FORT WAYNE	3-0	*	*	0	0	0	0	.167	0	.333	0	0-0	1	0	50
Oct 13, 2018	at Kentucky	0-1	*	*	0	0	0	0	.167	0	.333	0	0-0	0	0	104
Oct 16, 2018	NKU	2-1	*	*	0	0	0	0	.167	0	.333	0	0-0	0	0	90
Oct 20, 2018	CHARLOTTE	0-1	*	*	0	0	0	0	.167	0	.333	0	0-0	0	0	28
Oct 23, 2018	WRIGHT STATE	1-3	*	*	1	0	2	2	.250	2	.500	0	0-0	0	0	90
Oct 27, 2018	at New Mexico	2-2	*	*	0	0	0	0	.250	0	.500	0	0-0	0	0	110
Oct 30, 2018	at South Carolina	2-1	*	*	1	0	2	3	.273	2	.545	0	0-0	0	0	89
Nov 03, 2018	FLORIDA ATLANTIC	5-1	*	*	0	0	0	1	.250	0	.500	0	0-0	0	0	76
Nov 07, 2018	vs FIU	2-1	*	*	0	0	0	0	.250	0	.500	0	0-0	0	0	69
Nov 09, 2018	vs Kentucky	1-2	*	*	0	0	0	0	.250	0	.500	0	0-0	0	0	90
Totals		32-28	20	18	3	2	8	12	.250	6	.500	0	0-0	2	0	1566
Games played: 20 Shots per game: 0.60;Goals per game: 0.15 Assists per game: 0.10;Points per game: 0.40																

## 2019 Game-by-game Stats

Date	Opponent	Score	GP	GS	G	A	Pts	Sh	Sh%	Sog	Sog%	GW	Cnr	PK-Att	YC	RC	Min
08/30/19	at Purdue Fort Wayne	3-0	*	*	0	0	0	1	.000	0	.000	0	0	0-0	0	0	76
09/02/19	at Northern Ky.	1-1	*	*	0	0	0	1	.000	0	.000	0	0	0-0	0	0	71
Sep 06, 2019	BUTLER	2-1	*	*	0	0	0	0	.000	0	.000	0	0	0-0	0	0	63
Sep 10, 2019	ETSU BUCS	2-1	*	*	0	0	0	0	.000	0	.000	0	0	0-0	0	0	56
Sep 14, 2019	SOUTH CAROLINA	2-0	*	*	0	1	1	2	.000	1	.250	0	1	0-0	0	0	53
Sep 17, 2019	UTRGV	2-3	*	*	1	0	2	1	.200	1	.400	0	3	0-0	0	0	90
Oct 01, 2019	DAYTON	2-0	*	*	0	0	0	0	.200	0	.400	0	0	0-0	0	0	10
Oct 05, 2019	UAB	6-0	*	*	0	1	1	0	.200	0	.400	0	0	0-0	0	0	44
10/12/19	at Charlotte	0-0	*	*	0	0	0	2	.143	0	.286	0	0	0-0	1	0	71
10/15/19	at LMU (CA)	4-1	*	*	0	0	0	0	.143	0	.286	0	0	0-0	0	0	21
Oct 22, 2019	at Wright State	2-2	*	*	0	0	0	0	.143	0	.286	0	0	0-0	0	0	80
Oct 26, 2019	at Florida Atlantic	0-1	*	*	0	0	0	1	.125	1	.375	0	0	0-0	0	0	53
Oct 29, 2019	at OAKLAND	2-1	*	*	0	0	0	2	.100	1	.400	0	0	0-0	0	0	90
Nov 03, 2019	KENTUCKY	1-0	*	*	0	0	0	1	.091	0	.364	0	0	0-0	0	0	90
Nov 08, 2019	at FIU	2-1	*	*	0	0	0	0	.091	0	.364	0	0	0-0	0	0	51
Totals		31-12	15	9	1	2	4	11	.091	4	.364	0	4	0-0	1	0	919
Games played: 15 Shots per game: 0.73;Goals per game: 0.07 Assists per game: 0.13;Points per game: 0.27																	

## Vinicius Fernandes Career Stats

Season	GP-GS	Min.	G	A	Pts	Shot	Shot%	SOG	SOG%	GW	PK-Att
2018	20-18	1566	3	2	8	12	.250	6	.500	0	0-0
2019	15-9	919	1	2	4	11	.091	4	.364	0	0-0
TOTAL	35-27	2485	4	4	12	23	.174	10	.435	0	0-0



## 9 - Bleno Cruz

2019 Season Match Highs	
Minutes	45 at Purdue Fort Wayne 8/30
Goals	1 vs. UTRGV 9/17
Assists	N/A
Shots	1 (3x) last vs. UTRGV 9/17
Shots on Goal	1 (2x) last vs. UTRGV 9/17

### 2019 Game-by-game Stats

Date	Opponent	Score	GP	GS	G	A	Pts	Sh	Sh%	Sog	Sog%	GW	Cnr	PK-Att	YC	RC	Min
08/30/19	at Purdue Fort Wayne	3-0	*		0	0	0	1	.000	1	1.000	0	0	0-0	0	0	45
09/02/19	at Northern Ky.	1-1	*		0	0	0	1	.000	0	.500	0	0	0-0	0	0	36
Sep 06, 2019	BUTLER	2-1	*		0	0	0	0	.000	0	.500	0	0	0-0	0	0	22
Sep 10, 2019	ETSU BUCS	2-1	*		0	0	0	0	.000	0	.500	0	0	0-0	0	0	28
Sep 17, 2019	UTRGV	2-3	*		1	0	2	1	.333	1	.667	0	0	0-0	0	0	9
Sep 21, 2019	AKRON	2-1	*		0	0	0	0	.333	0	.667	0	0	0-0	0	0	8
Sep 27, 2019	at OLD DOMINION	4-1	*		0	0	0	0	.333	0	.667	0	0	0-0	0	0	9
		16-8		7	0	1	0	2	.333	2	.667	0	0	0-0	0	0	157

Games played: 7

Shots per game: 0.43;Goals per game: 0.14

Assists per game: 0.00;Points per game: 0.29

### Bleno Cruz Career Stats

Season	GP-GS	Min.	G	A	Pts	Shot	Shot%	SOG	SOG%	GW	PK-Att
2019	7-0	157	1	0	2	3	.333	2	.667	0	0-0
TOTAL	7-0	157	1	0	2	3	.333	2	.667	0	0-0





# 10 - Pedro Dolabella

	2019 Season Match Highs	Career
Minutes	98 at #5 Charlotte 10/12	107 at South Carolina 10/30/18
Every Minute Played	7 matches last at #19 FIU 11/8	12 matches
Goals	1 (6x) last at Wright State 10/22	1 (11x) last at Wright State 10/22/19
Assists	1 (4x) last at Loyola Marymount 10/15	1 (7x) last at LMU 10/15/19
Shots	4 (2x) last at San Diego State 10/18	6 vs. Duquesne 8/23/18
Shots on Goal	2 (2x) last vs. UAB 10/5	4 (2x) last vs. Oakland 8/27/18

## 2017 Game-by-game Stats

Date	Opponent	Score	GP	GS	G	A	Pts	Sh	Sh%	Sog	Sog%	GW	PK-Att	YC	RC	Min
Aug 25, 2017	UNC ASHEVILLE	3-0	*	*	0	0	0	1	.000	1	1.000	0	0-0	0	0	57
Aug 27, 2017	EVANSVILLE	0-1	*	*	0	0	0	2	.000	0	.333	0	0-0	0	0	51
08/31/17	at Duquesne	3-1	*	*	0	0	0	1	.000	0	.250	0	0-0	0	0	68
Sep 03, 2017	at Robert Morris	2-1	*	*	1	0	2	2	.167	2	.500	1	0-0	0	0	41
Sep 09, 2017	at Charlotte	0-1	*	*	0	0	0	1	.143	1	.571	0	0-0	0	0	63
Sep 13, 2017	EASTERN ILLINOIS	3-0	*	*	1	0	2	4	.182	2	.545	0	0-0	0	0	66
Sep 16, 2017	SOUTH CAROLINA	2-1	*	*	0	0	0	0	.182	0	.545	0	0-0	0	0	47
Sep 20, 2017	at Northern Kentucky	2-2	*	*	1	0	2	3	.214	2	.571	0	0-0	1	0	65
Sep 26, 2017	at Fort Wayne	1-2	*	*	0	0	0	0	.214	0	.571	0	0-0	0	0	66
Sep 30, 2017	NEW MEXICO	1-2	*	*	0	0	0	1	.200	1	.600	0	0-0	0	0	30
Oct 07, 2017	at FIU	0-4	*	*	0	0	0	1	.188	0	.562	0	0-0	0	0	52
Oct 14, 2017	KENTUCKY	1-0	*	*	0	0	0	1	.176	0	.529	0	0-0	1	0	61
Oct 17, 2017	at LIBERTY	0-1	*	*	0	0	0	1	.167	0	.500	0	0-0	0	0	54
Oct 21, 2017	at Old Dominion	0-1	*	*	0	0	0	3	.143	3	.571	0	0-0	0	0	25
Oct 28, 2017	UAB	2-1	*	*	0	0	0	4	.120	4	.640	0	0-0	0	0	101
Nov 01, 2017	at Akron	0-2	*	*	0	0	0	3	.107	0	.571	0	0-0	0	0	70
Nov 04, 2017	at FAU	1-2	*	*	1	0	2	1	.138	1	.586	0	0-0	1	0	61
Nov 08, 2017	vs Kentucky	1-0	*	*	0	0	0	2	.129	0	.548	0	0-0	0	0	78
Nov 10, 2017	at Old Dominion	0-1	*	*	0	0	0	1	.125	0	.531	0	0-0	1	0	69
Totals		22-23	19	14	4	0	8	32	.125	17	.531	1	0-0	4	0	1125

Games played: 19  
Shots per game: 1.68; Goals per game: 0.21  
Assists per game: 0.00; Points per game: 0.42

## 2018 Game-by-game Stats

Date	Opponent	Score	GP	GS	G	A	Pts	Sh	Sh%	Sog	Sog%	GW	PK-Att	YC	RC	Min
Aug 23, 2018	DUQUESNE	1-0	*	*	0	0	0	6	.000	2	.333	0	0-0	0	0	90
Aug 27, 2018	OAKLAND	2-3	*	*	0	0	0	4	.000	4	.600	0	0-0	1	0	90
Aug 31, 2018	vs Ohio State	1-0	*	*	0	0	0	3	.000	0	.462	0	0-0	0	0	79
Sep 03, 2018	at Dayton	0-0	*	*	0	0	0	4	.000	2	.471	0	0-0	1	0	103
09-07-18	FIU	1-2	*	*	0	0	0	2	.000	1	.474	0	0-0	0	0	84
Sep 11, 2018	at Virginia	0-1	*	*	0	0	0	0	.000	0	.474	0	0-0	0	0	61
Sep 22, 2018	at UAB	1-1	*	*	0	0	0	2	.000	0	.429	0	0-0	1	0	84
Sep 26, 2018	at Butler	3-4	*	*	0	0	0	2	.000	0	.391	0	0-0	1	0	86
Sep 29, 2018	ODU	4-2	*	*	0	1	1	1	.000	0	.375	0	0-0	1	0	77
Oct 09, 2018	PURDUE FORT WAYNE	3-0	*	*	1	0	2	3	.037	1	.370	0	0-0	0	0	67
Oct 13, 2018	at Kentucky	0-1	*	*	0	0	0	1	.036	0	.357	0	0-0	1	0	92
Oct 16, 2018	NKU	2-1	*	*	0	0	0	2	.033	0	.333	0	0-0	0	0	77
Oct 20, 2018	CHARLOTTE	0-1	*	*	0	0	0	3	.030	1	.333	0	0-0	0	0	84
Oct 23, 2018	WRIGHT STATE	1-3	*	*	0	1	1	4	.027	2	.351	0	0-0	1	0	90
Oct 27, 2018	at New Mexico	2-2	*	*	0	1	1	0	.027	0	.351	0	0-0	0	0	96
Oct 30, 2018	at South Carolina	2-1	*	*	0	0	0	1	.026	0	.342	0	0-0	1	0	107
Nov 07, 2018	vs FIU	2-1	*	*	0	0	0	3	.024	0	.317	0	0-0	0	0	79
Nov 09, 2018	vs Kentucky	1-2	*	*	0	0	0	0	.024	0	.317	0	0-0	1	1	90
Totals		26-25	18	18	1	3	5	41	.024	13	.317	0	0-0	9	1	1536

Games played: 18  
Shots per game: 2.28; Goals per game: 0.06  
Assists per game: 0.17; Points per game: 0.28


## 2019 Game-by-game Stats

Date	Opponent	Score	GP	GS	G	A	Pts	Sh	Sh%	Sog	Sog%	GW	Cnr	PK-Att	YC	RC	Min
08/30/19	at Purdue Fort Wayne	3-0	*	*	1	0	2	1	1.000	1	1.000	0	0	0-0	0	0	75
09/02/19	at Northern Ky.	1-1	*	*	0	0	0	0	1.000	0	1.000	0	0	0-0	1	0	88
Sep 06, 2019	BUTLER	2-1	*	*	0	1	1	1	.500	0	.500	0	0	0-0	0	0	90
Sep 10, 2019	ETSU BUCS	2-1	*	*	1	0	2	3	.400	1	.400	0	0	0-0	0	0	60
Sep 14, 2019	SOUTH CAROLINA	2-0	*	*	1	0	2	3	.375	1	.375	0	0	0-0	0	0	72
Sep 17, 2019	UTRGV	2-3	*	*	0	0	0	2	.300	2	.500	0	0	0-0	0	0	81
Sep 21, 2019	AKRON	2-1	*	*	0	0	0	0	.300	0	.500	0	0	0-0	0	0	90
Sep 27, 2019	at OLD DOMINION	4-1	*	*	0	1	1	2	.250	1	.500	0	0	0-0	0	0	81
Oct 01, 2019	DAYTON	2-0	*	*	0	0	0	0	.250	0	.500	0	0	0-0	0	0	78
Oct 05, 2019	UAB	6-0	*	*	1	1	3	4	.250	2	.500	0	0	0-0	0	0	42
10/12/19	at Charlotte	0-0	*	*	0	0	0	1	.235	0	.471	0	0	0-0	0	0	98
10/15/19	at LMU (CA)	4-1	*	*	1	1	3	1	.278	1	.500	0	0	0-0	1	0	76
Oct 18, 2019	at SDSU	5-1	*	*	0	0	0	4	.227	1	.455	0	0	0-0	0	0	90
Oct 22, 2019	at Wright State	2-2	*	*	1	0	2	2	.250	1	.458	0	0	0-0	0	0	91
Oct 26, 2019	at Florida Atlantic	0-1	*	*	0	0	0	0	.250	0	.458	0	0	0-0	1	0	92
Oct 29, 2019	at OAKLAND	2-1	*	*	0	0	0	2	.231	0	.423	0	0	0-0	0	0	90
Nov 03, 2019	KENTUCKY	1-0	*	*	0	0	0	2	.214	0	.393	0	0	0-0	0	0	90
Nov 08, 2019	at FIU	2-1	*	*	0	0	0	0	.214	0	.393	0	0	0-0	0	0	90
Totals		42-15	18	18	6	4	16	28	.214	11	.393	0	0	0-0	3	0	1474

Games played: 18  
Shots per game: 1.56; Goals per game: 0.33  
Assists per game: 0.22; Points per game: 0.89

## Pedro Dolabella Career Stats

Season	GP-GS	Min.	G	A	Pts	Shot	Shot%	SOG	SOG%	GW	PK-Att
2017	19-14	1125	4	0	8	32	.125	17	.531	1	0-0
2018	18-18	1536	1	3	5	41	.024	13	.317	0	0-0
2019	18-18	1474	6	4	16	28	.214	11	.393	0	0-0
TOTAL	55-50	4135	11	7	29	101	.109	41	.406	1	0-0



# 11 - Jamil Roberts

2019 Season Match Highs			Career
Minutes	95 at #5 Charlotte 10/12		110 vs. UAB 10/28/17
Every Minute Played	2 matches last vs. Dayton 10/1		20 matches
Goals	2 (2x) last at #19 FIU 11/8		2 (3x) last at #19 FIU 11/8/19
Assists	2 (3x) last at Loyola Marymount 10/15		2 (3x) last at LMU 10/15/19
Shots	7 vs. South Carolina 9/14		8 vs. Florida Atlantic 11/3/18
Shots on Goal	4 at #19 FIU 11/8		4 (2x) last at #19 FIU 11/8/19
***Tied for 7th all-time at Marshall with 14 career assists***			
***Tied for 4th all-time at Marshall with 9 assists in a season***			
***Leads C-USA in Assists/Assists per game (0.69) & Points per game (1.50)***			
***Tied for 4th in the NCAA in assists/Tied for 2nd assists per game 31st Points Per Game (1.50)***			

## 2017 Game-by-game Stats

Date	Opponent	Score	GP	GS	G	A	Pts	Sh	Sh%	Sog	Sog%	GW	PK-Att	YC	RC	Min
Aug 25, 2017	UNC ASHEVILLE	3-0	*		0	0	0	2	.000	2	1.000	0	0-0	0	0	58
Aug 27, 2017	EVANSVILLE	0-1	*	*	0	0	0	1	.000	1	1.000	0	0-0	0	0	90
08/31/17	at Duquesne	3-1	*		0	0	0	0	.000	0	1.000	0	0-0	0	0	12
Sep 03, 2017	at Robert Morris	2-1	*	*	0	0	0	1	.000	1	1.000	0	0-0	0	0	90
Sep 09, 2017	at Charlotte	0-1	*	*	0	0	0	0	.000	0	1.000	0	0-0	0	0	35
Sep 16, 2017	SOUTH CAROLINA	2-1	*		1	0	2	1	.200	1	1.000	1	0-0	0	0	62
Sep 20, 2017	at Northern Kentucky	2-2	*		0	0	0	0	.200	0	1.000	0	0-0	0	0	37
Sep 26, 2017	at Fort Wayne	1-2	*		0	0	0	1	.167	1	1.000	0	0-0	0	0	52
Sep 30, 2017	NEW MEXICO	1-2	*	*	0	0	0	2	.125	0	.750	0	0-0	0	0	90
Oct 07, 2017	at FIU	0-4	*	*	0	0	0	3	.091	2	.727	0	0-0	0	0	62
Oct 14, 2017	KENTUCKY	1-0	*	*	0	1	1	1	.083	1	.750	0	0-0	1	0	90
Oct 17, 2017	at LIBERTY	0-1	*	*	0	0	0	3	.067	3	.800	0	0-0	1	0	90
Oct 21, 2017	at Old Dominion	0-1	*	*	0	0	0	2	.059	1	.765	0	0-0	0	0	90
Oct 28, 2017	UAB	2-1	*	*	0	0	0	1	.056	0	.722	0	0-0	0	0	110
Nov 01, 2017	at Akron	0-2	*	*	0	0	0	1	.053	0	.684	0	0-0	0	0	90
Nov 04, 2017	at FAU	1-2	*	*	0	0	0	1	.050	0	.650	0	0-0	1	0	91
Nov 08, 2017	vs Kentucky	1-0	*	*	0	0	0	1	.048	0	.619	0	0-0	0	0	80
Nov 10, 2017	at Old Dominion	0-1	*	*	0	0	0	1	.045	0	.591	0	0-0	1	0	59
Totals		19-23	18	13	1	1	3	22	.045	13	.591	1	0-0	4	0	1288
Games played: 18																
Shots per game: 1.22;Goals per game: 0.06																
Assists per game: 0.06;Points per game: 0.17																

## 2018 Game-by-game Stats

Date	Opponent	Score	GP	GS	G	A	Pts	Sh	Sh%	Sog	Sog%	GW	PK-Att	YC	RC	Min
Aug 23, 2018	DUQUESNE	1-0	*	*	0	0	0	0	.000	0	.000	0	0-0	0	0	84
Aug 27, 2018	OAKLAND	2-3	*	*	0	1	1	1	.000	1	1.000	0	0-0	1	0	81
Aug 31, 2018	vs Ohio State	1-0	*	*	0	0	0	3	.000	0	.250	0	0-0	0	1	86
09-07-18	FIU	1-2	*	*	0	0	0	0	.000	0	.167	0	0-0	0	0	92
Sep 11, 2018	at Virginia	0-1	*	*	0	0	0	4	.000	1	.200	0	0-0	0	0	90
Sep 22, 2018	at UAB	1-1	*	*	0	0	0	1	.000	0	.182	0	0-0	1	0	108
Sep 26, 2018	at Butler	3-4	*	*	0	0	0	1	.000	1	.250	0	0-0	1	0	100
Sep 29, 2018	ODU	4-2	*	*	1	0	2	2	.071	1	.286	0	0-0	0	0	90
Oct 03, 2018	at ETSU	1-2	*	*	0	0	0	2	.062	1	.312	0	0-0	0	0	90
Oct 09, 2018	PURDUE FORT WAYNE	3-0	*	*	1	0	2	5	.095	4	.429	1	0-0	0	0	72
Oct 13, 2018	at Kentucky	0-1	*	*	0	0	0	1	.091	0	.409	0	0-0	0	0	104
Oct 16, 2018	NKU	2-1	*	*	0	0	0	3	.080	1	.400	0	0-0	1	0	93
Oct 20, 2018	CHARLOTTE	0-1	*	*	0	0	0	4	.069	0	.345	0	0-0	1	0	90
Oct 27, 2018	at New Mexico	2-2	*	*	0	0	0	1	.067	1	.367	0	0-0	0	0	106
Oct 30, 2018	at South Carolina	2-1	*	*	1	1	3	3	.091	2	.394	1	0-0	1	0	107
Nov 03, 2018	FLORIDA ATLANTIC	5-1	*	*	2	1	5	8	.122	3	.390	0	0-0	0	0	90
Nov 07, 2018	vs FIU	2-1	*	*	0	0	0	1	.119	0	.381	0	0-0	1	0	84
Nov 09, 2018	vs Kentucky	1-2	*	*	0	1	1	0	.119	0	.381	0	0-0	0	0	90
Totals		31-25	18	18	5	4	14	42	.119	16	.381	2	0-0	7	1	1657
Games played: 18																
Shots per game: 2.33;Goals per game: 0.28																
Assists per game: 0.22;Points per game: 0.78																

## 2019 Game-by-game Stats

Date	Opponent	Score	GP	GS	G	A	Pts	Sh	Sh%	Sog	Sog%	GW	Cnr	PK-Att	YC	RC	Min
09/02/19	at Northern Ky.	1-1	*		0	0	0	2	.000	0	.000	0	0	0-0	0	0	75
Sep 06, 2019	BUTLER	2-1	*	*	2	0	4	3	.400	2	.400	1	3	0-0	1	0	71
Sep 10, 2019	ETSU BUCS	2-1	*	*	0	1	1	4	.222	2	.444	0	0	0-0	0	0	73
Sep 14, 2019	SOUTH CAROLINA	2-0	*	*	0	0	0	7	.125	2	.375	0	3	0-0	0	0	70
Sep 17, 2019	UTRGV	2-3	*	*	0	1	1	3	.105	1	.368	0	2	0-0	1	0	79
Sep 21, 2019	AKRON	2-1	*	*	0	1	1	3	.091	1	.364	0	0	0-0	0	0	90
Sep 27, 2019	at OLD DOMINION	4-1	*	*	0	2	2	0	.091	0	.364	0	0	0-0	0	0	79
Oct 01, 2019	DAYTON	2-0	*	*	0	0	0	3	.080	2	.400	0	3	0-0	0	0	90
Oct 05, 2019	UAB	6-0	*	*	1	2	4	3	.107	1	.393	0	1	0-0	0	0	73
10/12/19	at Charlotte	0-0	*	*	0	0	0	1	.103	1	.414	0	0	0-0	0	0	95
10/15/19	at LMU (CA)	4-1	*		1	2	4	1	.133	1	.433	1	0	0-0	0	0	69
Oct 18, 2019	at SDSU	5-1	*	*	0	0	0	0	.133	0	.433	0	0	0-0	1	0	57
Oct 26, 2019	at Florida Atlantic	0-1	*		0	0	0	1	.129	0	.419	0	0	0-0	0	0	22
Nov 08, 2019	at FIU	2-1	*	*	2	0	4	6	.162	4	.459	1	0	0-0	0	0	78
Totals		34-12	14	11	6	9	21	37	.162	17	.459	3	12	0-0	3	0	1021
Games played: 14																	
Shots per game: 2.64;Goals per game: 0.43																	
Assists per game: 0.64;Points per game: 1.50																	

## Jamil Roberts Career Stats

Season	GP-GS	Min.	G	A	Pts	Shot	Shot%	SOG	SOG%	GW	PK-Att
2017	18-13	1288	1	1	3	22	.045	13	.591	1	0-0
2018	18-18	1657	5	4	14	42	.119	16	.381	2	0-0
2019	14-11	1021	6	9	21	37	.162	17	.459	3	0-0
TOTAL	50-42	3966	12	14	38	101	.119	46	.455	6	0-0



# 15 - Joe Morris

## 2019 Season Match Highs

Minutes	10 vs. UAB 10/5
Goals	N/A
Assists	N/A
Shots	N/A
Shots on Goal	N/A

## 2019 Game-by-game Stats

Date	Opponent	Score	GP	GS	G	A	Pts	Sh	Sh%	Sog	Sog%	GW	Cnr	PK-Att	YC	RC	Min
Sep 14, 2019	SOUTH CAROLINA	2-0	*		0	0	0	0	.000	0	.000	0	0	0-0	0	0	8
Sep 27, 2019	at OLD DOMINION	4-1	*		0	0	0	0	.000	0	.000	0	0	0-0	0	0	2
Oct 01, 2019	DAYTON	2-0	*		0	0	0	0	.000	0	.000	0	0	0-0	0	0	0
Oct 05, 2019	UAB	6-0	*		0	0	0	0	.000	0	.000	0	0	0-0	0	0	10
Oct 18, 2019	at SDSU	5-1	*		0	0	0	0	.000	0	.000	0	0	0-0	0	0	11
Oct 26, 2019	at Florida Atlantic	0-1	*		0	0	0	0	.000	0	.000	0	0	0-0	0	0	7
Totals		19-3	6	0	0	0	0	0	.000	0	.000	0	0	0-0	0	0	38
Games played: 6																	
Shots per game: 0.00;Goals per game: 0.00																	
Assists per game: 0.00;Points per game: 0.00																	

## Joe Morris Career Stats

Season	GP-GS	Min.	G	A	Pts	Shot	Shot%	SOG	SOG%	GW	PK-Att
2019	6-0	38	0	0	0	0	.000	0	.000	0	0-0
TOTAL	6-0	38	0	0	0	0	.000	0	.000	0	0-0



# 17 - Justin Jun

## 2019 Season Match Highs

Minutes	8 (2x) last at San Diego State 10/18
Goals	N/A
Assists	N/A
Shots	N/A
Shots on Goal	N/A

## 2019 Game-by-game Stats

Date	Opponent	Score	GP	GS	G	A	Pts	Sh	Sh%	Sog	Sog%	GW	Cnr	PK-Att	YC	RC	Min
Sep 14, 2019	SOUTH CAROLINA	2-0	*		0	0	0	0	.000	0	.000	0	0	0-0	0	0	8
Oct 05, 2019	UAB	6-0	*		0	0	0	0	.000	0	.000	0	0	0-0	0	0	5
Oct 18, 2019	at SDSU	5-1	*		0	0	0	0	.000	0	.000	0	0	0-0	0	0	8
		13-1	3	0	0	0	0	0	.000	0	.000	0	0	0-0	0	0	21

Games played: 3

Shots per game: 0.00;Goals per game: 0.00

Assists per game: 0.00;Points per game: 0.00

## Justin Jun Career Stats

Season	GP-GS	Min.	G	A	Pts	Shot	Shot%	SOG	SOG%	GW	PK-Att
2019	3-0	21	0	0	0	0	.000	0	.000	0	0-0
TOTAL	3-0	21	0	0	0	0	.000	0	.000	0	0-0





# 18 - Ryan Sirk

2019 Season Match Highs	
Minutes	90 (5x) last at Old Dominion 9/27
Every Minute Played	5 matches last at Old Dominion 9/27
Goals	N/A
Assists	N/A
Shots	1 (3x) last at Oakland 10/29
Shots on Goal	1 at Oakland 10/29

## 2019 Game-by-game Stats

Date	Opponent	Score	GP	GS	G	A	Pts	Sh	Sh%	Sog	Sog%	GW	Cnr	PK-Att	YC	RC	Min
08/30/19	at Purdue Fort Wayne	3-0	*	*	0	0	0	0	.000	0	.000	0	0	0-0	0	0	85
09/02/19	at Northern Ky.	1-1	*	*	0	0	0	0	.000	0	.000	0	0	0-0	0	0	82
Sep 06, 2019	BUTLER	2-1	*	*	0	0	0	0	.000	0	.000	0	0	0-0	0	0	90
Sep 10, 2019	ETSU BUCS	2-1	*	*	0	0	0	1	.000	0	.000	0	0	0-0	0	0	90
Sep 14, 2019	SOUTH CAROLINA	2-0	*	*	0	0	0	0	.000	0	.000	0	0	0-0	0	0	84
Sep 17, 2019	UTRGV	2-3	*	*	0	0	0	0	.000	0	.000	0	0	0-0	0	0	90
Sep 21, 2019	AKRON	2-1	*	*	0	0	0	0	.000	0	.000	0	0	0-0	1	0	90
Sep 27, 2019	at OLD DOMINION	4-1	*	*	0	0	0	0	.000	0	.000	0	0	0-0	0	0	90
Oct 01, 2019	DAYTON	2-0	*	*	0	0	0	0	.000	0	.000	0	0	0-0	0	0	72
Oct 05, 2019	UAB	6-0	*	*	0	0	0	1	.000	0	.000	0	0	0-0	0	0	67
10/15/19	at LMU (CA)	4-1	*	*	0	0	0	0	.000	0	.000	0	0	0-0	0	0	37
Oct 18, 2019	at SDSU	5-1	*	*	0	0	0	0	.000	0	.000	0	0	0-0	0	0	56
Oct 26, 2019	at Florida Atlantic	0-1	*	*	0	0	0	0	.000	0	.000	0	0	0-0	0	0	74
Oct 29, 2019	at OAKLAND	2-1	*	*	0	0	0	1	.000	1	.333	0	0	0-0	0	0	25
Nov 03, 2019	KENTUCKY	1-0	*	*	0	0	0	0	.000	0	.333	0	0	0-0	0	0	23
Nov 08, 2019	at FIU	2-1	*	*	0	0	0	0	.000	0	.333	0	0	0-0	0	0	25
Totals		40-13	16	12	0	0	0	3	.000	1	.333	0	0	0-0	1	0	1080

Games played: 16

Shots per game: 0.19;Goals per game: 0.00

Assists per game: 0.00;Points per game: 0.00

## Ryan Sirk Career Stats

Season	GP-GS	Min.	G	A	Pts	Shot	Shot%	SOG	SOG%	GW	PK-Att
2019	16-12	1080	0	0	0	3	.000	1	.333	0	0-0
TOTAL	16-12	1080	0	0	0	3	.000	1	.333	0	0-0



## 20 - Collin Mocyunas

	2019 Season Match Highs	Career
Minutes	110 (2x) last at Wright State 10/22	Same
Every Minute Played	5 matches last at #19 FIU 11/8	10 matches
Goals	N/A	1 vs. Old Dominion 9/29/18
Assists	N/A	N/A
Shots	1 vs. Dayton 10/1	1 (4x) last vs. Dayton 10/1/19
Shots on Goal	N/A	1 vs. Old Dominion 9/29/18

### 2018 Game-by-game Stats

Date	Opponent	Score	GP	GS	G	A	Pts	Sh	Sh%	Sog	Sog%	GW	PK-Att	YC	RC	Min
Aug 23, 2018	DUQUESNE	1-0	*		0	0	0	1	.000	0	.000	0	0-0	0	0	14
Aug 27, 2018	OAKLAND	2-3	*		0	0	0	0	.000	0	.000	0	0-0	0	0	19
Aug 31, 2018	vs Ohio State	1-0	*		0	0	0	0	.000	0	.000	0	0-0	0	0	40
Sep 03, 2018	at Dayton	0-0	*	*	0	0	0	0	.000	0	.000	0	0-0	0	0	80
Sep 11, 2018	at Virginia	0-1	*	*	0	0	0	0	.000	0	.000	0	0-0	0	0	76
Sep 22, 2018	at UAB	1-1	*		0	0	0	0	.000	0	.000	0	0-0	1	0	57
Sep 26, 2018	at Butler	3-4	*	*	0	0	0	0	.000	0	.000	0	0-0	0	0	100
Sep 29, 2018	ODU	4-2	*	*	1	0	2	1	.500	1	.500	1	0-0	0	0	82
Oct 03, 2018	at ETSU	1-2	*	*	0	0	0	0	.500	0	.500	0	0-0	0	0	90
Oct 09, 2018	PURDUE FORT WAYNE	3-0	*		0	0	0	0	.500	0	.500	0	0-0	1	0	57
Oct 13, 2018	at Kentucky	0-1	*		0	0	0	0	.500	0	.500	0	0-0	0	0	9
Oct 16, 2018	NKU	2-1	*	*	0	0	0	0	.500	0	.500	0	0-0	0	0	101
Oct 23, 2018	WRIGHT STATE	1-3	*	*	0	0	0	0	.500	0	.500	0	0-0	0	0	90
Oct 27, 2018	at New Mexico	2-2	*	*	0	0	0	0	.500	0	.500	0	0-0	1	0	62
Oct 30, 2018	at South Carolina	2-1	*		0	0	0	0	.500	0	.500	0	0-0	0	0	28
Nov 03, 2018	FLORIDA ATLANTIC	5-1	*	*	0	0	0	1	.333	0	.333	0	0-0	0	0	90
Nov 07, 2018	vs FIU	2-1	*		0	0	0	0	.333	0	.333	0	0-0	0	0	23
Nov 09, 2018	vs Kentucky	1-2	*	*	0	0	0	0	.333	0	.333	0	0-0	0	0	64
Totals		31-25	18	10	1	0	2	3	.333	1	.333	1	0-0	3	0	1082

Games played: 18

Shots per game: 0.17;Goals per game: 0.06

Assists per game: 0.00;Points per game: 0.11

### 2019 Game-by-game Stats

Date	Opponent	Score	GP	GS	G	A	Pts	Sh	Sh%	Sog	Sog%	GW	Cnr	PK-Att	YC	RC	Min
08/30/19	at Purdue Fort Wayne	3-0	*		0	0	0	0	.000	0	.000	0	0	0-0	0	0	29
09/02/19	at Northern Ky.	1-1	*		0	0	0	0	.000	0	.000	0	0	0-0	0	0	51
Sep 06, 2019	BUTLER	2-1	*	*	0	0	0	0	.000	0	.000	0	0	0-0	0	0	90
Sep 10, 2019	ETSU BUCS	2-1	*	*	0	0	0	0	.000	0	.000	0	0	0-0	0	0	10
Sep 21, 2019	AKRON	2-1	*		0	0	0	0	.000	0	.000	0	0	0-0	0	0	12
Sep 27, 2019	at OLD DOMINION	4-1	*		0	0	0	0	.000	0	.000	0	0	0-0	0	0	10
Oct 01, 2019	DAYTON	2-0	*		0	0	0	1	.000	0	.000	0	0	0-0	0	0	18
Oct 05, 2019	UAB	6-0	*		0	0	0	0	.000	0	.000	0	0	0-0	0	0	30
10/12/19	at Charlotte	0-0	*	*	0	0	0	0	.000	0	.000	0	0	0-0	0	0	110
10/15/19	at LMU (CA)	4-1	*	*	0	0	0	0	.000	0	.000	0	0	0-0	0	0	74
Oct 18, 2019	at SDSU	5-1	*		0	0	0	0	.000	0	.000	0	0	0-0	0	0	45
Oct 22, 2019	at Wright State	2-2	*	*	0	0	0	0	.000	0	.000	0	0	0-0	0	0	110
Oct 26, 2019	at Florida Atlantic	0-1	*		0	0	0	0	.000	0	.000	0	0	0-0	0	0	21
Oct 29, 2019	at OAKLAND	2-1	*	*	0	0	0	0	.000	0	.000	0	0	0-0	0	0	90
Nov 03, 2019	KENTUCKY	1-0	*	*	0	0	0	0	.000	0	.000	0	0	0-0	1	0	81
Nov 08, 2019	at FIU	2-1	*	*	0	0	0	0	.000	0	.000	0	0	0-0	0	0	90
Totals		38-12	16	8	0	0	0	1	.000	0	.000	0	0	0-0	1	0	871

Games played: 16

Shots per game: 0.06;Goals per game: 0.00

Assists per game: 0.00;Points per game: 0.00

### Collin Mocyunas Career Stats

Season	GP-GS	Min.	G	A	Pts	Shot	Shot%	SOG	SOG%	GW	PK-Att
2018	18-10	1082	1	0	2	3	.333	1	.333	1	0-0
2019	16-8	871	0	0	0	1	.000	0	.000	0	0-0
TOTAL	34-18	1953	1	0	2	4	.250	1	.250	1	0-0



## 23 - Max Schneider

2019 Season Match Highs	
Minutes	110 at #5 Charlotte 10/12
Every Minute Played	8 matches last at #15 Kentucky 11/3
Goals	1 (2x) last vs. Dayton 10/1
Assists	1 (3x) last at Old Dominion 9/27
Shots	2 (2x) last vs. Dayton 10/1
Shots on Goal	1 (7x) last at Wright State 10/22

### 2019 Game-by-game Stats

Date	Opponent	Score	GP	GS	G	A	Pts	Sh	Sh%	Sog	Sog%	GW	Cnr	PK-Att	YC	RC	Min
08/30/19	at Purdue Fort Wayne	3-0	*	*	0	1	1	0	.000	0	.000	0	0	0-0	1	0	90
09/02/19	at Northern Ky.	1-1	*	*	0	0	0	0	.000	0	.000	0	0	0-0	0	0	90
Sep 06, 2019	BUTLER	2-1	*	*	0	0	0	2	.000	1	.500	0	0	0-0	0	0	90
Sep 10, 2019	ETSU BUCS	2-1	*	*	1	0	2	1	.333	1	.667	1	0	0-0	1	0	90
Sep 14, 2019	SOUTH CAROLINA	2-0	*	*	0	1	1	1	.250	0	.500	0	1	0-0	0	0	90
Sep 17, 2019	UTRGV	2-3	*	*	0	0	0	1	.200	1	.600	0	0	0-0	1	1	59
Sep 27, 2019	at OLD DOMINION	4-1	*	*	0	1	1	1	.167	1	.667	0	0	0-0	0	0	90
Oct 01, 2019	DAYTON	2-0	*	*	1	0	2	2	.250	1	.625	1	0	0-0	0	0	84
Oct 05, 2019	UAB	6-0	*	*	0	0	0	0	.250	0	.625	0	0	0-0	0	0	80
10/12/19	at Charlotte	0-0	*	*	0	0	0	1	.222	1	.667	0	0	0-0	0	0	110
10/15/19	at LMU (CA)	4-1	*	*	0	0	0	1	.200	0	.600	0	0	0-0	0	0	86
Oct 18, 2019	at SDSU	5-1	*	*	0	0	0	0	.200	0	.600	0	0	0-0	0	0	82
Oct 22, 2019	at Wright State	2-2	*	*	0	0	0	1	.182	1	.636	0	0	0-0	1	0	107
Oct 26, 2019	at Florida Atlantic	0-1	*	*	0	0	0	1	.167	0	.583	0	0	0-0	1	0	77
Nov 03, 2019	KENTUCKY	1-0	*	*	0	0	0	0	.167	0	.583	0	0	0-0	0	0	90
Nov 08, 2019	at FIU	2-1	*	*	0	0	0	0	.167	0	.583	0	0	0-0	0	0	71
Totals		38-13	16	16	2	3	7	12	.167	7	.583	2	1	0-0	5	1	1386

Games played: 16

Shots per game: 0.75; Goals per game: 0.12

Assists per game: 0.19; Points per game: 0.44

### Max Schneider Career Stats

Season	GP-GS	Min.	G	A	Pts	Shot	Shot%	SOG	SOG%	GW	PK-Att
2019	16-16	1386	2	3	7	12	.167	7	.583	2	0-0
TOTAL	16-16	1386	2	3	7	12	.167	7	.583	2	0-0



# 28 - Illal Osmanu

	2019 Season Match Highs	Career
Minutes	110 (3x) last at Wright State 10/22	110 (6x) last at Wright State 10/22/19
Every Minute Played	17 matches last at #19 FIU 11/8	41 matches
Goals	N/A	1 (3x) last vs. FIU 11/7/18
Assists	N/A	1 at ETSU 10/3/18
Shots	2 (2x) last at Wright State 10/22	2 (3x) last at Wright State 10/22/19
Shots on Goal	1 (5x) last at San Diego State 10/18	1 (11x) last at SDSU 10/18/19
<b>**Back-to-Back Conference USA Defensive Player of the Week Oct. 7 &amp; Oct. 14**</b>		

## 2017 Game-by-game Stats

Date	Opponent	Score	GP	GS	G	A	Pts	Sh	Sh%	Sog	Sog%	GW	PK-Att	YC	RC	Min
Aug 25, 2017	UNC ASHEVILLE	3-0	*	*	0	0	0	1	.000	0	.000	0	0-0	0	0	70
Aug 27, 2017	EVANSVILLE	0-1	*	*	0	0	0	0	.000	0	.000	0	0-0	0	0	90
08/31/17	at Duquesne	3-1	*	*	0	0	0	0	.000	0	.000	0	0-0	1	0	90
Sep 03, 2017	at Robert Morris	2-1	*	*	0	0	0	0	.000	0	.000	0	0-0	0	0	90
Sep 09, 2017	at Charlotte	0-1	*	*	0	0	0	0	.000	0	.000	0	0-0	0	0	90
Sep 13, 2017	EASTERN ILLINOIS	3-0	*	*	0	0	0	0	.000	0	.000	0	0-0	0	0	80
Sep 16, 2017	SOUTH CAROLINA	2-1	*	*	0	0	0	0	.000	0	.000	0	0-0	0	0	90
Sep 20, 2017	at Northern Kentucky	2-2	*	*	0	0	0	0	.000	0	.000	0	0-0	0	0	110
Sep 26, 2017	at Fort Wayne	1-2	*	*	0	0	0	1	.000	1	.500	0	0-0	0	0	90
Sep 30, 2017	NEW MEXICO	1-2	*	*	0	0	0	0	.000	0	.500	0	0-0	0	0	90
Oct 07, 2017	at FIU	0-4	*	*	0	0	0	0	.000	0	.500	0	0-0	0	0	79
Oct 14, 2017	KENTUCKY	1-0	*	*	0	0	0	0	.000	0	.500	0	0-0	1	0	90
Oct 17, 2017	at LIBERTY	0-1	*	*	0	0	0	0	.000	0	.500	0	0-0	0	0	8
Oct 21, 2017	at Old Dominion	0-1	*	*	0	0	0	0	.000	0	.500	0	0-0	0	0	90
Oct 28, 2017	UAB	2-1	*	*	0	0	0	0	.000	0	.500	0	0-0	0	0	52
Nov 01, 2017	at Akron	0-2	*	*	0	0	0	0	.000	0	.500	0	0-0	0	0	66
Nov 04, 2017	at FAU	1-2	*	*	0	0	0	0	.000	0	.500	0	0-0	0	0	98
Nov 08, 2017	vs Kentucky	1-0	*	*	0	0	0	1	.000	1	.667	0	0-0	0	0	90
Nov 10, 2017	at Old Dominion	0-1	*	*	0	0	0	0	.000	0	.667	0	0-0	0	0	90
Totals		22-23	19	18	0	0	0	3	.000	2	.667	0	0-0	2	0	1553

Games played: 19  
Shots per game: 0.16;Goals per game: 0.00  
Assists per game: 0.00;Points per game: 0.00

## 2018 Game-by-game Stats

Date	Opponent	Score	GP	GS	G	A	Pts	Sh	Sh%	Sog	Sog%	GW	PK-Att	YC	RC	Min
Aug 23, 2018	DUQUESNE	1-0	*	*	0	0	0	0	.000	0	.000	0	0-0	0	0	45
Aug 27, 2018	OAKLAND	2-3	*	*	0	0	0	0	.000	0	.000	0	0-0	0	0	90
Aug 31, 2018	vs Ohio State	1-0	*	*	0	0	0	0	.000	0	.000	0	0-0	0	0	90
Sep 03, 2018	at Dayton	0-0	*	*	0	0	0	0	.000	0	.000	0	0-0	1	0	109
09-07-18	FIU	1-2	*	*	0	0	0	0	.000	0	.000	0	0-0	0	0	92
Sep 11, 2018	at Virginia	0-1	*	*	0	0	0	0	.000	0	.000	0	0-0	0	0	83
Sep 22, 2018	at UAB	1-1	*	*	0	0	0	0	.000	0	.000	0	0-0	0	0	110
Sep 26, 2018	at Butler	3-4	*	*	1	0	2	1	1.000	1	1.000	0	0-0	0	0	100
Sep 29, 2018	ODU	4-2	*	*	1	0	2	1	1.000	1	1.000	0	0-0	0	0	90
Oct 03, 2018	at ETSU	1-2	*	*	0	1	1	0	1.000	0	1.000	0	0-0	0	0	88
Oct 09, 2018	PURDUE FORT WAYNE	3-0	*	*	0	0	0	0	1.000	0	1.000	0	0-0	0	0	80
Oct 13, 2018	at Kentucky	0-1	*	*	0	0	0	0	1.000	0	1.000	0	0-0	0	0	59
Oct 16, 2018	NKU	2-1	*	*	0	0	0	2	.500	0	.500	0	0-0	0	0	101
Oct 20, 2018	CHARLOTTE	0-1	*	*	0	0	0	1	.400	0	.400	0	0-0	0	0	89
Oct 23, 2018	WRIGHT STATE	1-3	*	*	0	0	0	1	.333	1	.500	0	0-0	0	0	90
Oct 27, 2018	at New Mexico	2-2	*	*	0	0	0	0	.333	0	.500	0	0-0	0	0	110
Oct 30, 2018	at South Carolina	2-1	*	*	0	0	0	0	.333	0	.500	0	0-0	0	0	107
Nov 07, 2018	vs FIU	2-1	*	*	1	0	2	1	.429	1	.571	1	0-0	1	1	90
Totals		26-25	18	18	3	1	7	7	.429	4	.571	1	0-0	2	1	1623

Games played: 18  
Shots per game: 0.39;Goals per game: 0.17  
Assists per game: 0.06;Points per game: 0.39

## 2019 Game-by-game Stats

Date	Opponent	Score	GP	GS	G	A	Pts	Sh	Sh%	Sog	Sog%	GW	Cnr	PK-Att	YC	RC	Min
08/30/19	at Purdue Fort Wayne	3-0	*	*	0	0	0	1	.000	1	1.000	0	0	0-0	0	0	90
09/02/19	at Northern Ky.	1-1	*	*	0	0	0	0	.000	0	1.000	0	0	0-0	0	0	110
Sep 06, 2019	BUTLER	2-1	*	*	0	0	0	1	.000	1	1.000	0	0	0-0	0	0	90
Sep 10, 2019	ETSU BUCS	2-1	*	*	0	0	0	1	.000	0	.667	0	0	0-0	0	0	90
Sep 14, 2019	SOUTH CAROLINA	2-0	*	*	0	0	0	0	.000	0	.667	0	0	0-0	0	0	90
Sep 17, 2019	UTRGV	2-3	*	*	0	0	0	2	.000	1	.600	0	0	0-0	0	0	76
Sep 21, 2019	AKRON	2-1	*	*	0	0	0	1	.000	0	.500	0	0	0-0	0	0	90
Sep 27, 2019	at OLD DOMINION	4-1	*	*	0	0	0	0	.000	0	.500	0	0	0-0	1	0	90
Oct 01, 2019	DAYTON	2-0	*	*	0	0	0	0	.000	0	.500	0	0	0-0	0	0	90
Oct 05, 2019	UAB	6-0	*	*	0	0	0	0	.000	0	.500	0	0	0-0	0	0	90
10/12/19	at Charlotte	0-0	*	*	0	0	0	1	.000	1	.571	0	0	0-0	0	0	110
10/15/19	at LMU (CA)	4-1	*	*	0	0	0	0	.000	0	.571	0	0	0-0	1	0	90
Oct 18, 2019	at SDSU	5-1	*	*	0	0	0	1	.000	1	.625	0	0	0-0	1	0	90
Oct 22, 2019	at Wright State	2-2	*	*	0	0	0	2	.000	0	.500	0	0	0-0	0	0	110
Oct 26, 2019	at Florida Atlantic	0-1	*	*	0	0	0	0	.000	0	.500	0	0	0-0	1	0	92
Oct 29, 2019	at OAKLAND	2-1	*	*	0	0	0	0	.000	0	.500	0	0	0-0	0	0	90
Nov 03, 2019	KENTUCKY	1-0	*	*	0	0	0	0	.000	0	.500	0	0	0-0	0	0	90
Nov 08, 2019	at FIU	2-1	*	*	0	0	0	0	.000	0	.500	0	0	0-0	0	0	90
Totals		42-15	18	18	0	0	0	10	.000	5	.500	0	0	0-0	4	0	1668

Games played: 18  
Shots per game: 0.56;Goals per game: 0.00  
Assists per game: 0.00;Points per game: 0.00

## Illal Osmanu Career Stats

Season	GP-GS	Min.	G	A	Pts	Shot	Shot%	SOG	SOG%	GW	PK-Att
2017	19-18	1553	0	0	0	3	.000	2	.667	0	0-0
2018	18-18	1623	3	1	7	7	.429	4	.571	1	0-0
2019	18-18	1668	0	0	0	10	.000	5	.500	0	0-0
TOTAL	55-54	4844	3	1	7	20	.150	11	.550	1	0-0





# 30 - Jan-Erik Leinhos

	2019 Season Match Highs	Career
Minutes	102 at #5 Charlotte 10/12	110 at UAB 9/22/18
Every Minute Played	7 matches last at FAU 10/26	16 matches
Goals	1 (4x) last at San Diego State 10/18	Same
Assists	1 at Oakland 10/29	2 vs. Purdue Fort Wayne 10/9/18
Shots	4 at Purdue Fort Wayne 8/30	Same
Shots on Goal	3 at Purdue Fort Wayne 8/30	Same

## 2018 Game-by-game Stats

Date	Opponent	Score	GP	GS	G	A	Pts	Sh	Sh%	Sog	Sog%	GW	PK-Att	YC	RC	Min
Aug 23, 2018	DUQUESNE	1-0	*	*	0	0	0	1	.000	1	1.000	0	0-0	0	0	81
Aug 27, 2018	OAKLAND	2-3	*	*	0	0	0	0	.000	0	1.000	0	0-0	0	0	80
Aug 31, 2018	vs Ohio State	1-0	*	*	0	0	0	1	.000	1	1.000	0	0-0	0	0	83
Sep 03, 2018	at Dayton	0-0	*	*	0	0	0	3	.000	1	.600	0	0-0	0	0	94
09-07-18	FIU	1-2	*	*	0	0	0	1	.000	0	.500	0	0-0	0	0	92
Sep 11, 2018	at Virginia	0-1	*	*	0	0	0	0	.000	0	.500	0	0-0	0	0	45
Sep 22, 2018	at UAB	1-1	*	*	0	0	0	1	.000	0	.429	0	0-0	0	0	110
Sep 26, 2018	at Butler	3-4	*	*	0	0	0	2	.000	0	.333	0	0-0	0	0	94
Sep 29, 2018	ODU	4-2	*	*	0	0	0	0	.000	0	.333	0	0-0	1	0	90
Oct 03, 2018	at ETSU	1-2	*	*	0	0	0	1	.000	0	.300	0	0-0	0	0	90
Oct 09, 2018	PURDUE FORT WAYNE	3-0	*	*	0	2	2	0	.000	0	.300	0	0-0	0	0	77
Oct 13, 2018	at Kentucky	0-1	*	*	0	0	0	1	.000	0	.273	0	0-0	0	0	86
Oct 16, 2018	NKU	2-1	*	*	0	0	0	1	.000	0	.250	0	0-0	0	0	101
Oct 20, 2018	CHARLOTTE	0-1	*	*	0	0	0	1	.000	0	.231	0	0-0	0	0	90
Oct 23, 2018	WRIGHT STATE	1-3	*	*	0	0	0	1	.000	0	.214	0	0-0	0	0	90
Oct 27, 2018	at New Mexico	2-2	*	*	0	0	0	0	.000	0	.214	0	0-0	0	0	94
Oct 30, 2018	at South Carolina	2-1	*	*	0	0	0	2	.000	0	.188	0	0-0	0	0	96
Nov 03, 2018	FLORIDA ATLANTIC	5-1	*	*	0	0	0	3	.000	1	.211	0	0-0	0	0	83
Nov 07, 2018	vs FIU	2-1	*	*	0	0	0	1	.000	1	.250	0	0-0	0	0	90
Nov 09, 2018	vs Kentucky	1-2	*	*	0	0	0	0	.000	0	.250	0	0-0	0	0	90
Totals		32-28	20	20	0	2	2	20	.000	5	.250	0	0-0	1	0	1756

Games played: 20

Shots per game: 1.00;Goals per game: 0.00

Assists per game: 0.10;Points per game: 0.10

## 2019 Game-by-game Stats

Date	Opponent	Score	GP	GS	G	A	Pts	Sh	Sh%	Sog	Sog%	GW	Cnr	PK-Att	YC	RC	Min
08/30/19	at Purdue Fort Wayne	3-0	*	*	1	0	2	4	.250	3	.750	0	0	0-0	0	0	77
09/02/19	at Northern Ky.	1-1	*	*	0	0	0	0	.250	0	.750	0	0	0-0	0	0	92
Sep 06, 2019	BUTLER	2-1	*	*	0	0	0	0	.250	0	.750	0	0	0-0	0	0	90
Sep 10, 2019	ETSU BUCS	2-1	*	*	0	0	0	0	.250	0	.750	0	0	0-0	0	0	90
Sep 14, 2019	SOUTH CAROLINA	2-0	*	*	0	0	0	1	.200	1	.800	0	0	0-0	0	0	69
Sep 17, 2019	UTRGV	2-3	*	*	0	0	0	0	.200	0	.800	0	0	0-0	0	0	90
Sep 21, 2019	AKRON	2-1	*	*	1	0	2	2	.286	1	.714	0	0	1-1	0	0	90
Sep 27, 2019	at OLD DOMINION	4-1	*	*	0	0	0	0	.286	0	.714	0	0	0-0	0	0	85
Oct 01, 2019	DAYTON	2-0	*	*	0	0	0	1	.250	0	.625	0	0	0-0	0	0	90
Oct 05, 2019	UAB	6-0	*	*	1	0	2	2	.300	2	.700	0	0	0-0	0	0	73
10/12/19	at Charlotte	0-0	*	*	0	0	0	0	.300	0	.700	0	0	0-0	0	0	102
10/15/19	at LMU (CA)	4-1	*	*	0	0	0	0	.300	0	.700	0	0	0-0	0	0	90
Oct 18, 2019	at SDSU	5-1	*	*	1	0	2	2	.333	1	.667	0	0	1-1	0	0	82
Oct 22, 2019	at Wright State	2-2	*	*	0	0	0	2	.286	0	.571	0	0	0-0	0	0	98
Oct 26, 2019	at Florida Atlantic	0-1	*	*	0	0	0	0	.286	0	.571	0	0	0-0	0	0	92
Oct 29, 2019	at OAKLAND	2-1	*	*	0	1	1	1	.267	0	.533	0	0	0-0	0	0	65
Totals		39-14	16	16	4	1	9	15	.267	8	.533	0	0	2-2	0	0	1375

Games played: 16

Shots per game: 0.94;Goals per game: 0.25

Assists per game: 0.06;Points per game: 0.56

## Jan-Erik Leinhos Career Stats

Season	GP-GS	Min.	G	A	Pts	Shot	Shot%	SOG	SOG%	GW	PK-Att
2018	20-20	1756	0	2	2	20	.000	5	.250	0	0-0
2019	16-16	1375	4	1	9	15	.267	8	.533	0	2-2
TOTAL	36-36	3131	4	3	11	35	.114	13	.371	0	2-2



# 31 - Vitor Dias

2019 Season Match Highs	
Minutes	110 at Wright State 10/22
Every Minute Played	4 matches last vs. #15 Kentucky 11/3
Goals	1 (3x) last at Wright State 10/22
Assists	1 (3x) last at #19 FIU 11/8
Shots	3 (2x) last at Wright State 10/22
Shots on Goal	1 (5x) last at Wright State 10/22

## 2019 Game-by-game Stats

Date	Opponent	Score	GP	GS	G	A	Pts	Sh	Sh%	Sog	Sog%	GW	Cnr	PK-Att	YC	RC	Min
Sep 06, 2019	BUTLER	2-1	*		0	0	0	0	.000	0	.000	0	0	0-0	0	0	28
Sep 10, 2019	ETSU BUCS	2-1	*		0	0	0	0	.000	0	.000	0	0	0-0	0	0	34
Sep 14, 2019	SOUTH CAROLINA	2-0	*	*	0	0	0	0	.000	0	.000	0	0	0-0	0	0	64
Sep 17, 2019	UTRGV	2-3	*	*	0	0	0	3	.000	0	.000	0	0	0-0	0	0	67
Sep 21, 2019	AKRON	2-1	*	*	0	0	0	1	.000	1	.250	0	0	0-0	0	0	90
Sep 27, 2019	at OLD DOMINION	4-1	*	*	1	0	2	1	.200	1	.400	0	0	0-0	0	0	48
Oct 01, 2019	DAYTON	2-0	*	*	0	0	0	0	.200	0	.400	0	1	0-0	0	0	69
Oct 05, 2019	UAB	6-0	*	*	0	0	0	1	.167	1	.500	0	0	0-0	0	0	76
10/12/19	at Charlotte	0-0	*	*	0	0	0	1	.143	0	.429	0	0	0-0	0	0	82
10/15/19	at LMU (CA)	4-1	*	*	0	1	1	1	.125	0	.375	0	0	0-0	0	0	75
Oct 18, 2019	at SDSU	5-1	*	*	1	1	3	1	.222	1	.444	1	0	0-0	0	0	87
Oct 22, 2019	at Wright State	2-2	*	*	1	0	2	3	.250	1	.417	0	0	0-0	0	0	110
Oct 26, 2019	at Florida Atlantic	0-1	*	*	0	0	0	0	.250	0	.417	0	2	0-0	0	0	86
Oct 29, 2019	at OAKLAND	2-1	*	*	0	0	0	0	.250	0	.417	0	0	0-0	0	0	90
Nov 03, 2019	KENTUCKY	1-0	*	*	0	0	0	0	.250	0	.417	0	0	0-0	0	0	90
Nov 08, 2019	at FIU	2-1	*	*	0	1	1	0	.250	0	.417	0	1	0-0	0	0	86
Totals		38-14	16	14	3	3	9	12	.250	5	.417	1	4	0-0	0	0	1182

Games played: 16

Shots per game: 0.75;Goals per game: 0.19

Assists per game: 0.19;Points per game: 0.56

## Vitor Dias Career Stats

Season	GP-GS	Min.	G	A	Pts	Shot	Shot%	SOG	SOG%	GW	PK-Att
2019	16-14	1182	3	3	9	12	.250	5	.417	1	0-0
TOTAL	16-14	1182	3	3	9	12	.250	5	.417	1	0-0