



2018-19 MARSHALL WOMEN'S BASKETBALL

GAME NOTES

#HerdFamily

Jason Corriher, Marshall Sports Information | Email: corriher@marshall.edu
O: 304-696-4660 | Twitter: @HerdWBB | Website: www.HerdZone.com

GAME INFORMATION

Date/Time: Friday, January 12, 2019 - 3 p.m. ET/2 p.m. CT

Site: Huntington, W.Va. - Cam Henderson Center

Live Stats: www.herdzone.com

Live Video: ESPN3

Radio Broadcast: 88.1 WMUL-FM

www.marshall.edu/wmul

Play-by-Play: Jason Corriher

Twitter Updates: @HerdWBB

Series: WKU leads 10-1

Previous Meeting: Feb. 17, 2018 - WKU won 77-50 in Bowling Green.

SCHEDULE

| DATE | OPPONENT | TIME |
|--------|-----------------------|---------------|
| Nov. 7 | INDIANA STATE | L, 62-53 |
| 13 | at Bowling Green | L, 99-76 |
| 17 | at Southern Illinois | L, 58-49 |
| 20 | BLUEFIELD STATE | W, 82-29 |
| 25 | at Appalachian State | L, 74-52 |
| 29 | EVANSVILLE | W, 72-65 (OT) |
| Dec. 1 | COPPIN STATE | W, 88-67 |
| 4 | at Wisconsin | L, 67-49 |
| 8 | CLEVELAND STATE | W, 86-64 |
| 15 | TENNESSEE STATE | W, 80-59 |
| 18 | at Clemson | L, 68-54 |
| 22 | TOWSON | L, 76-69 |
| 29 | DELAWARE STATE | W, 75-63 |
| Jan. 3 | OLD DOMINION * | W, 57-48 |
| 5 | CHARLOTTE * | W, 63-62 |
| 12 | at WKU * | 3:00 p.m. |
| 17 | at Florida Atlantic * | 7:00 p.m. |
| 19 | at FIU * | 2:00 p.m. |
| 24 | LOUISIANA TECH * | 6:00 P.M. |
| 26 | SOUTHERN MISS * | 1:00 P.M. |
| 31 | at UTEP * | 9:00 p.m. |
| Feb. 2 | at UTSA * | 3:00 p.m. |
| 7 | NORTH TEXAS * | 6:00 P.M. |
| 9 | RICE * | 1:00 P.M. |
| 14 | at UAB * | 7:00 p.m. |
| 16 | at Middle Tennessee * | 6:00 p.m. |
| 23 | WKU * | 1:00 P.M. |
| Mar. 2 | at Old Dominion * | 4:00 p.m. |
| 7 | FIU * | 6:00 P.M. |
| 13-16 | C-USA Championship \$ | TBA |

All times Eastern. Game times subject to change. Home games in CAPS played at Cam Henderson Center in Huntington, W.Va.

* - Conference game

\$ - Conference USA Championship (Frisco, Texas)

THE TEAMS

2018-19 Conference USA Matchup



Marshall

Thundering Herd

(8-7, 2-0)

2018-19

CATEGORY LEADERS

Scoring/Game

Shayna Gore, 18.1

Rebounds/Game

Khadaijia Brooks, 6.4

Assists/Game

Kristen Mayo, 3.6

HEAD COACH

Tony Kemper (2nd season)

Overall: 17-27 (.386)

at School: 17-27 (.386)

TWITTER

@HerdWBB



WKU

Hilltoppers

(8-8, 2-0)

2018-19

CATEGORY LEADERS

Scoring/Game

Dee Givens, 18.6

Rebounds/Game

Raneem Elgedawy, 7.7

Assists/Game

Whitney Creech, 2.9

HEAD COACH

Greg Collins (1st season)

Overall: 8-8 (.500)

at School: 8-8 (.500)

TWITTER

@LadyTopperHoops

PROJECTED STARTERS (BASED ON PREVIOUS GAME)

| No. | Name | Pos. | Ht. | Cl. | PPG | RPG | APG | Hometown |
|-----|------------------|------|------|--------|------|-----|------|----------------|
| 11 | Taylor Porter | G | 5-8 | RS-Sr. | 10.4 | 4.3 | 1.5 | Louisa, Ky. |
| 14 | Shayna Gore | G | 5-8 | Sr. | 18.1 | 3.7 | 3.3 | Logan, W.Va. |
| 20 | Taylor Pearson | F | 5-7 | So. | 5.3 | 5.2 | 1.2 | Columbus, Ohio |
| 22 | Khadaijia Brooks | F | 5-10 | RS-Jr. | 8.2 | 6.4 | 1.3* | Bristol, Conn. |
| 23 | Kristen Mayo | G | 5-5 | So. | 8.9 | 3.1 | 3.6 | Grayson, Ky. |

*Blocks per game, ^Steals per game

READ IT, TWEET IT

@HerdWBB senior Shayna Gore is now 3rd all-time in scoring at MU with 1,710, passing Sikeetha Shepard-Hall vs. Tennessee State.

Taylor Porter was named @ConferenceUSA Player of the Week on 12/10.

@HerdWBB leads Conference USA in turnovers forced (18.1), field goal % defense (.360) and blocked shots (4.9) and is second in rebounding offense (42.3), steals (9.7), assist-to-turnover ratio (0.9), defensive rebounds (28.8) and 3-pointers made/game (7.7).

@HerdWBB's starting guard trio of Porter, Gore and Mayo combined for 19 assists and 1 turnover in the win over

Cleveland State.

@HerdWBB's 16 made 3-pointers vs. Coppin State was a team record. Jovana Vucetic hit the record-breaker.

Kristen Mayo tied a program-record hitting 100 percent from three vs. Coppin State, but set a record with the highest perfect score of 6-for-6.

@HerdWBB's OT win vs. Evansville was MU's first OT game in 131 games, the second-longest active streak in the country behind Maryland's 187.

The OT win was the first extra-period game for @HerdWBB since 3/5/14, a home win over UTSA.

UP NEXT

Marshall hits the road again for a 7 p.m. game at Florida Atlantic on Thursday and a 2 p.m. date vs. FIU on Saturday.

#THE HERD

@HerdWBB

#IAmBecauseWeAre

PRONUNCIATION GUIDE

Players

| | | |
|----|---------------------|-----------------------|
| 0 | Kia Sivils | Siv-ills |
| 1 | Jovana Vucetic | Yo-Vana Voo-Chet-itch |
| 10 | Ashley (Saintigene) | Saint-gene |
| 15 | (Tana) Driver | Tan-uh |
| 22 | (Khadaijia) Brooks | Cuh-DAY-juh |
| 34 | Lorelei Roper | Lore-UH-lie |

Coaches

| | |
|------------------|------------------|
| Lazar Milinkovic | Mill-ink-o-vitch |
|------------------|------------------|

BY ELIGIBILITY.....

Redshirt Seniors (1)

| | | |
|----|---------------|-------|
| 11 | Taylor Porter | Guard |
|----|---------------|-------|

Seniors (2)

| | | |
|----|--------------|-------|
| 2 | Logan Fraley | Guard |
| 14 | Shayna Gore | G/F |

Redshirt Juniors (2)

| | | |
|----|------------------|-------|
| 15 | Tana Driver | Guard |
| 22 | Khadaijia Brooks | G/F |

Juniors (3)

| | | |
|----|-------------------|---------|
| 1 | Jovana Vucetic | Forward |
| 5 | Princess Clemons | G/F |
| 10 | Ashley Saintigene | Forward |

Sophomores (3)

| | | |
|----|----------------|---------|
| 20 | Taylor Pearson | Forward |
| 21 | Brianna Toney | Forward |
| 23 | Kristen Mayo | Guard |

Freshmen (3)

| | | |
|----|---------------|-------|
| 0 | Kia Sivils | Guard |
| 33 | Ariel Adkins | G/F |
| 34 | Lorelei Roper | F/C |

HOME

West Virginia (2)

| | |
|----|--------------|
| 14 | Shayna Gore |
| 33 | Ariel Adkins |

Kentucky (4)

| | |
|----|---------------|
| 0 | Kia Sivils |
| 2 | Logan Fraley |
| 11 | Taylor Porter |
| 23 | Kristen Mayo |

Ohio (2)

| | |
|----|----------------|
| 20 | Taylor Pearson |
| 21 | Brianna Toney |

Connecticut (1)

| | |
|---|------------------|
| 4 | Khadaijia Brooks |
|---|------------------|

Florida (1)

| | |
|----|-------------------|
| 10 | Ashley Saintigene |
|----|-------------------|

North Carolina (1)

| | |
|----|---------------|
| 34 | Lorelei Roper |
|----|---------------|

Pennsylvania (1)

| | |
|---|------------------|
| 5 | Princess Clemons |
|---|------------------|

Texas (1)

| | |
|----|-------------|
| 15 | Tana Driver |
|----|-------------|

Serbia (1)

| | |
|---|----------------|
| 1 | Jovana Vucetic |
|---|----------------|

ROSTER

| NO. | NAME | POS. | HT. | YR. | HOMETOWN (LAST SCHOOL) |
|-----|-------------------|------|-----|-------|---|
| 0 | Kia Sivils | 5-7 | G | FR | Louisville, Ky. (Sacred Heart HS) |
| 1 | Jovana Vucetic | 6-1 | F | JR | Loznica, Serbia (Sunrise Christian Academy, Kan.) |
| 2 | Logan Fraley | 5-10 | G | SR | Ashland, Ky. (Boyd County HS) |
| 5 | Princess Clemons | 5-11 | G/F | FR | Chester, Pa. (San Jacinto College) |
| 10 | Ashley Saintigene | 6-2 | F | JR | Lauderdale Lakes, Fla. (Northeast HS) |
| 11 | Taylor Porter | 5-8 | G | RS SR | Louisa, Ky. (Murray State) |
| 14 | Shayna Gore | 5-8 | G/F | SR | Logan, W.Va. (Logan HS) |
| 15 | Tana Driver | 5-0 | G | RS JR | Irving, Texas (MacArthur HS) |
| 20 | Taylor Pearson | 5-7 | F | SO | Columbus, Ohio (Northland HS) |
| 21 | Brianna Toney | 5-11 | F | SO | Bexley, Ohio (Bexley HS) |
| 22 | Khadaijia Brooks | 5-10 | G/F | RS JR | Bristol, Conn. (Bristol Eastern HS) |
| 23 | Kristen Mayo | 5-5 | G | SO | Grayson, Ky. (East Carter HS) |
| 33 | Ariel Adkins | 5-10 | G/F | FR | Wayne, W.Va. (Wayne HS) |
| 34 | Lorelei Roper | 6-1 | F/C | FR | Charlotte, N.C. (Carmel Christian HS) |

Head Coach: Tony Kemper (2nd Season/7th with team)

Assistant Coach: Adria Crawford (1st Season)

Assistant Coach: Lazar Milinkovic (3rd Season)

Assistant Coach: Stephanie Stoglin-Reed (3rd Season)

Director of Operations: Elizabeth Brown (1st Season)

STARTING FIVE SUMMARY (BASED ON PREVIOUS GAME)

#11 - Taylor Porter

- Has played 68 games in her Herd career with 55 starts.
- 12th all-time with 96 made three-pointers.
- Missed all of the 2017-18 season with a medical redshirt.
- Was named Conference USA Player of the Week for first time in career on Dec. 10, 2018.
- Scored 13 points, five assists and career-high two blocks vs. Coppin State (12/1).
- Put up 16 points and tied career-best with eight boards at Wisconsin (12/4).
- Season-best 22 points with five assists, three steals, four boards and no turnovers in win over Cleveland State (12/8).
- Set career-high with six made 3-pointers (6-of-9) versus Cleveland State (12/8).
- Scored at least 16 points in the three-straight contests (Wisconsin-16, Cleveland State-22 & Tennessee State-16).

#14 - Shayna Gore

- Rankings in Marshall's career records: First in three-pointers made (252), third in scoring (1,710), third in field goals made (588), fourth in 3-point percentage (36.4%), seventh in free throws made (282), 11th in steals (170) and 12th in assists (265) ... In 2018, for the first time in career, did not open the season with at least 20 points.
- Has 34 career games with 20 or more points.
- Has scored 20+ points in six games this season.
- Set career-high with 34 points at Bowling Green which also tied the Stroh Center record for most points in a game.
- String of 17-straight games with at least one steal snapped against Coppin State (12/1) ... Last game without a steal was Jan. 21, 2018 vs. WKU.
- Moved into third place all-time at Marshall in scoring with 24 points against Tennessee State (12/15), passing Hall of Famer Sikeetha Shepard-Hall (2002-06).

#20 - Taylor Pearson

- Recorded eight rebounds and led the Herd with five assists in her start against Indiana State (11/7).
- Grabbed her 100th career rebound against Indiana State (11/7).
- Averaged just under 20 minutes a game during freshman season ... Played career-high 34 minutes against Indiana State (11/7).
- Recorded first career double-double with 12 rebounds and 10 points vs. Evansville (11/29).

#22 - Khadaijia Brooks

- String of 46-straight games with at least one rebound ... Last game without one board - 2/18/16 at Charlotte.
- Recorded at least one block in 13 of 15 games this season.
- Recorded fourth career double-double in season opener vs. Indiana State (11/7) with 16 points and 11 rebounds.
- Fifth career double-double with 19 pts & 13 boards vs. Evansville (11/29).
- Missed all of 2017-18 season with a medical redshirt.
- Grabbed her 200th career board against Indiana State (11/7).
- Was averaging 6.5 rpg in 2016-17 before missing the final eight games with a knee injury.
- Grabbed 11 boards and recorded two blocks vs. Bluefield State (11/20).

#23 - Kristen Mayo

- Has started 40 of 44 career appearances for Marshall.
- Ninth all-time in program history hitting 34.6 percent from three-point range.
- 339 career points and 139 career assists.
- 15 career games with 10 or more points.
- Has recorded at least one assist in 36-straight games ... Last game without an assist, Dec. 6, 2017 vs. Morgan St.
- Scored career-high 18 points while hitting 6-of-6 from three in win over Coppin State (12/1).
- Hit 100th career field goal against Cleveland State (12/8).
- Career-high eight assists with no turnovers against Cleveland State (12/8) ... Combined with Porter and Gore to finish with 19 assists and one turnover.
- Back-to-back games with eight assists (Clev. St. & TSU), a combined 16 assists to one turnover in the contests.



NOTES

Last Time Out

Kristen Mayo converted a driving baseline layup with 3.1 seconds left to lift host Marshall to a 63-62 win over Charlotte Saturday afternoon in the Cam Henderson Center. The win snapped a 10-game winning streak by the 49ers in the series between the two schools (now 11-2 Charlotte).

The Thundering Herd improved to 8-7 overall and 2-0 in Conference USA, while the 49ers dropped to 8-6 and 0-2 in the league.

Marshall was led by Shayna Gore's 18 points (7-for-14 FGs, 4-7 on 3-pointers) and Khadaijia Brooks contributed 11. Freshman Kia Sivils came up big off the bench for the home team (which outscored Charlotte 14-4) with eight points and eight rebounds in 26 minutes. Princess Clemons also posted three assists.

Charlotte had four players in double digits, paced by 19 from Laia Raventos, whose game-winning corner 3-point attempt sailed long. She also finished with seven assists and three steals. Jade Phillips had 15 points and six rebounds, as did Ka'Neeshia Brown in just nine minutes. Mariah Linney went for 13 points and Octavia Jett-Wilson chipped in 11 points and five assists.

Charlotte jumped to an early eight-point lead (19-11) on a Linney triple with 1:20 left in the first quarter. Marshall, though, battled back and kept it a one-possession contest, nosing ahead by four (42-38) on a Clemons layup with 2:33 left in the third stanza.

The game went into the final minute tied at 58 until Raventos hit a jumper with 25 seconds left to put the 49ers up by two (60-58). That advantage was short-lived, however, as Marshall's Gore drilled a triple from the right wing to put the Thundering Herd back ahead 61-60.

Phillips then scored on a layup off Raventos' entry pass to nudge the 49ers in front with eight seconds left, which set up the possession that led to Mayo's heroics.

The 49ers controlled the glass 39-33, but could muster just two second chance points. Marshall also turned over the visitors 17 times.

The game was tied for 18 minutes and 13 seconds.

"That's a really good win against a team that was ready to go," said Marshall head coach Tony Kemper. "They were ready to play us and we took a really good punch from them. I thought we were disjointed for a lot of the game and then, in the fourth quarter, we just buckled down and were much more solid. We fought together and got some really big shots from a lot of people."

Career-Highs

Kia Sivils had a season/career-high eight rebounds and **Taylor Porter** tied a career-high, playing 37 minutes against the 49ers.

32.5

Shayna Gore is currently averaging a team-high 32.5 minutes per game. The last time a Thundering Herd player averaged more was Norrishia Victrum's 33.0 during the 2015-16 season.

Turning Them Over

The Thundering Herd has turned over its opponents an average 18.1 times per game, the highest total in Conference USA (Southern Miss, 18.2). The last time a Marshall team averaged more was 2011-12 (19.4).

Brooks Heating Up

Khadaijia Brooks has scored in double digits in her last three games, averaging 12.0 per contest. That's up from a 5.0 mark in her previous six games.

Herd Rules the Paint (in wins)

Marshall is 6-0 this season when it has more points in the paint and 2-7 when the total is even or the opposition has more.

Five to Play

Marshall is 7-1 this season when it leads (or is tied) with five minutes left on the clock and 1-6 when it does not.

GENERAL INFORMATION

| | |
|-----------------------|-----------------------------|
| Name | Marshall University |
| Founded | 1837 |
| Location | Huntington, W.Va. |
| Enrollment | 13,324 |
| Nickname | Thundering Herd |
| Colors | Kelly Green & White |
| Conference | Conference USA |
| Home | Cam Henderson Center/9,048 |
| President | Dr. Jerry A. Gilbert (Duke) |
| Director of Athletics | Mike Hamrick (Marshall '80) |

COACHING STAFF

| | |
|------------------------------|-----------------------------|
| Head Coach | Tony Kemper (Fort Hays '01) |
| Career record (seasons) | 17-27 (.386) (2) |
| Record at Marshall (seasons) | 17-27 (.386) (2) |
| Conference USA record | 5-13 (.278) |
| Assistant Coach | Adria Crawford |
| Assistant Coach | Lazar Milinkovic |
| Assistant Coach | Stephanie Stoglin-Reed |
| Director of Operations | Elizabeth Brown |
| Graduate Assistant | Kiana Evans |

TEAM INFORMATION

| | |
|--------------------------------------|-----------|
| 2017-18 Record | 9-20 |
| 2017-18 Conference USA Record/Finish | 3-13/14th |
| Starters Returning/Lost | 3/2 |
| Letterwinners Returning/Lost | 10/3 |
| Newcomers | 4 |

PROGRAM HISTORY

| | |
|---------------------------------|---|
| First Year of Basketball | 1969 |
| Overall Record | 669-693 (.491) |
| Conference Championships | 1 ('97/SoCon) |
| Regular Season Championships | 5 ('85, '86, '87, '88, '89/SoCon) |
| NCAA Tournament Appearances | 1 ('97, L, 69-49 vs. Colorado College) |
| Women's Basketball Invitational | 1 ('15, W, 81-79 vs. NKU & L, 71-73 vs. Mercer) |
| Women's NIT Appearances | 1 ('16, L, 76-68 at Ohio) |

SPORTS INFORMATION

| | |
|-----------------------------|---|
| Asst. AD/Media Relations | Jason Corriher (NC State '00) |
| Office | (304) 696-4660 |
| E-Mail | corriher@marshall.edu |
| Associate SID/SECONDARY WBB | Scott Hall (Marshall '08) |
| Office | (304) 696-4662 |
| Cell | (540) 539-2032 |
| E-Mail | hall133@marshall.edu |
| Sports Information Fax | (304) 696-2325 |
| Press Row Phone | (304) 696-3303 or 7061 |
| Mailing Address | Marshall University Sports Information P.O. Box 1360 Huntington, WV 25715 |
| Overnight Address | Cam Henderson Center, Room 2036 1801 3rd Avenue Huntington, WV 25703 |
| Official Athletics Website | www.Herdzone.com |
| Twitter | @HerdZone, @HerdWBB |
| Instagram | @HerdWBB |
| Facebook | Marshall Athletics, Marshall University Basketball |

CONFERENCE USA

| | |
|---------------------------|---|
| Phone | 214-774-1300 |
| Website | ConferenceUSA.com |
| Mailing Address | 5201 N. O'Connor Blvd. Suite 300 Irving, TX 75039 |
| Director, Media Relations | Tim McNamara |
| E-mail | tmcnamara@c-usa.org |

Freebies

The Thundering Herd is 7-1 when it makes more free throws and 1-6 when the opposition has the higher (or tied) total.

Thieves on the Floor...

Marshall has ripped off 146 steals and is second in Conference USA with 9.7 thefts per game (the last time a Marshall team averaged more was 10.5 in 2011-12). 53.7 percent (146-of-272) of the opposition's turnovers have resulted in a Thundering Herd steal. **Shayna Gore** leads the team with 31 steals and has recorded at least one in 13 of 15 games. **Kristen Mayo** is next with 26 steals. **Taylor Porter** (22) and **Kia Sivils** (18) are right behind and both had a season-high five steals with Porter against Bluefield State and Sivils at Appalachian State. Gore (5th - 2.1) and Mayo (8th - 1.7) both rank in the top 10 in C-USA in steals per game.

The Herd has posted at least seven thefts in the past seven games. Marshall has recorded at least five steals in every game this season and has grabbed at least five in now 26-straight games dating back to last season. The last time the Herd did not have at least five steals in a game was against WKU on Jan. 21, 2018.

...and Taking Care of it

Marshall is 6-1 when committing fewer turnovers than the opposition and 2-6 when it has more.

500 Field Goals

Senior **Shayna Gore** finished the 2017-18 season just one bucket short of 500 made for her career. With 2:14 left in the first quarter of the season-opener against Indiana State, Gore hit a three to become the eighth player in program history with 500 made field goals. After hitting two more baskets in the game, Gore moved into seventh all-time passing **Sheila Johnson** (1987-91). Gore is now third with 588 after the Charlotte contest. The senior from Logan, W.Va., still has quite a way to go before possibly reaching second all-time as Marshall Athletics Hall of Famer **Kristina Behnfeldt** (1995-99) has 664. Fellow Hall of Famer **Karen Pelphrey** (1982-86) is the program's all-time leader with 1,175.

Moving on up the Ranks

Shayna Gore put up a career-best performance with 34 points against Bowling Green and moved into fourth place all-time in Marshall scoring history. Gore surpassed former Herd great **Tynikki Crook** (2007-11) in the third quarter and finished the game at 1,485 career points. Gore buried six 3-pointers, the third time in her career with six or more, in helping to move ahead of Crook.

Gore continued her move up the scoring column with 24 points in the win over Tennessee State (12/15) to move into third place all-time, passing **Sikeetha Shepard-Hall** (2002-06). She now has 1,710 points for her career. Next up in second place is another Herd Hall of Famer in **Kristina Behnfeldt** (1995-99) with 2,117, and whose number hangs in the rafters in the Cam Henderson Center.

Herd Shows Defensive Prowess

Marshall's 57-48 win over the Monarchs produced remarkable defensive numbers that the Thundering Herd hadn't accomplished in league play in quite some time. The last time Marshall allowed a lower field goal percentage (.314 on Thursday) was .297 in a December 30, 2016 contest vs. FIU. The last time it forced more turnovers (23 on Thursday) was 28 in a January 14, 2016 game vs. North Texas. The last time it allowed fewer points (48 on Thursday) was 45 to North Texas on February 7, 2015. Finally, you have to go all the way back to Marshall's days in the MAC to find the last time the program allowed fewer points in EITHER half (13 during Thursday's first half). The Akron Zips posted just eight in the first half against Marshall on February 26, 2002.

Conference USA Player of the Week

Taylor Porter was honored with the weekly award for the first time in her career with a couple of great performances. In the loss at Wisconsin, Porter scored a season-high 16 points and tied her career-high with eight boards. Back at home in the win over Cleveland State, the redshirt senior set a new season-high with 22 points, established a career-best with six made three-pointers, contributed five assists and three steals.

Let it Fly from Outside

Marshall's 16 made three-pointers against Coppin State was a program record. The previous high was 15 versus Maine Fort Kent on Dec. 20, 2016. In the win over Coppin State, **Kristen Mayo** set a career-high going 6-for-6 and establishing a new mark for the highest perfect score from beyond the arc in program history. **Tamira Higgins** went 5-for-5 against Chattanooga on Jan. 17, 1994. **Shayna Gore** hit five 3-pointers and six different players hit one from outside. **Jovana Vucetic** hit the record-breaker, sinking the Herd's final three of the day with 1:23 remaining in the game.

Overtime-less Streak Comes to an End

Marshall's 72-65, overtime victory against Evansville ended a long running streak. It had been 131 games - or 1,730 days - since the Herd played an overtime period, and ended the second longest active streak in Division I women's basketball behind Maryland. The last time Marshall played an overtime game came on March 5, 2014, on Senior Night against the UTSA Roadrunners in the Cam Henderson Center. That year, the Herd's freshmen were in the eighth grade and only **Taylor Porter** was on a collegiate court during her freshman season at Murray State.

Welcome Back - Khadaijia Brooks & Taylor Porter - Season-Opener

The season-opener against Indiana State saw the return of two players for Marshall who missed the 2017-18 season with medical redshirts. **Taylor Porter** and **Khadaijia Brooks** both made their comebacks to the floor on Nov. 7, in the Cam Henderson Center. Brooks led Marshall with 16 points, 11 boards and added two blocks while shooting 7-of-13 from the floor. Porter struggled offensively from the field going 2-of-9 and 1-of-5 from three-point range. However, Porter's energy, intensity and toughness on the floor will be a welcomed sight back for Marshall in her senior season.

MARSHALL'S STARTING FIVE IN 2018-19

| Opponents | Guard | Guard | Guard | Forward | Forward | Score |
|----------------------|--------|-------|-------|------------|---------|---------------|
| vs. Indiana State | Porter | Gore | Mayo | Pearson | Brooks | L, 62-53 |
| at Bowling Green | Porter | Gore | Mayo | Pearson | Brooks | L, 99-76 |
| at Southern Illinois | Porter | Gore | Mayo | Pearson | Brooks | L, 58-49 |
| vs. Bluefield State | Porter | Gore | Mayo | Pearson | Brooks | W, 82-29 |
| at Appalachian State | Porter | Gore | Mayo | Pearson | Brooks | L, 74-52 |
| vs. Evansville | Porter | Gore | Mayo | Pearson | Brooks | W, 72-65 (OT) |
| vs. Coppin State | Porter | Gore | Mayo | Pearson | Brooks | W, 88-67 |
| at Wisconsin | Porter | Gore | Mayo | Pearson | Brooks | L, 67-49 |
| vs. Cleveland State | Porter | Gore | Mayo | Saintigene | Brooks | W, 86-64 |
| vs. Tennessee State | Porter | Gore | Mayo | Roper | Brooks | W, 80-59 |
| at Clemson | Porter | Gore | Mayo | Saintigene | Brooks | L, 68-54 |
| vs. Towson | Porter | Gore | Mayo | Saintigene | Brooks | L, 76-59 |
| vs. Delaware State | Porter | Gore | Mayo | Saintigene | Brooks | W, 75-63 |
| vs. Old Dominion | Porter | Gore | Mayo | Pearson | Brooks | W, 57-48 |
| vs. Charlotte | Porter | Gore | Mayo | Pearson | Brooks | W, 63-62 |

Record with starting groups

Porter, Gore, Mayo, Pearson, Brooks: 5-5

Porter, Gore, Mayo, Saintigene, Brooks: 2-2

Porter, Gore, Mayo, Roper, Brooks: 1-0

2018-19 HERD IN THE RECORD BOOKS

CAREER

POINTS

| | | | |
|-----|------|-----------------------|--------------|
| 1. | 2746 | Karen Pelphrey | 1982-86 |
| 2. | 2117 | Kristina Behnfeldt | 1995-99 |
| 3. | 1710 | Shayna Gore | 2015-Present |
| 4. | 1609 | Sikeytha Shepard-Hall | 2002-06 |
| 5. | 1476 | Tynikki Crook | 2007-11 |
| 6. | 1371 | Leah Scott | 2013-16 |
| 7. | 1360 | Tammy Wiggins | 1983-87 |
| 8. | 1326 | Sheila Johnson | 1987-91 |
| 9. | 1216 | Karla May | 1982-86 |
| 10. | 1203 | Kristi Huff | 1988-92 |
| 11. | 1191 | Cindy McCauley | 1994-98 |
| 12. | 1154 | Agnes Wheeler | 1974-79 |
| 13. | 1126 | Mary Lopez | 1975-79 |
| 14. | 1118 | Modupe Ishola | 2003-07 |
| 15. | 1105 | Tracy Krueger | 1988-93 |
| 16. | 1094 | Deanna Carter | 1978-82 |
| 17. | 1091 | Talequia Hamilton | 2015-18 |
| 18. | 1082 | Saundra Fullen | 1978-80 |
| 19. | 1053 | Lea Ann Parsley | 1986-90 |
| 20. | 1036 | Robin Vealey | 1972-76 |
| 21. | 1015 | Tamira Higgins | 1991-95 |
| 22. | 1003 | Norrisha Victrum | 2012-16 |

FIELD GOALS MADE

| | | | |
|-----|------|-----------------------|--------------|
| 1. | 1175 | Karen Pelphrey | 1982-86 |
| 2. | 664 | Kristina Behnfeldt | 1995-99 |
| 3. | 588 | Shayna Gore | 2015-Present |
| 4. | 546 | Tynikki Crook | 2007-11 |
| 5. | 545 | Tammy Wiggins | 1983-87 |
| 6. | 537 | Sikeytha Shepard-Hall | 2002-06 |
| | | Karla May | 1982-86 |
| 8. | 500 | Sheila Johnson | 1987-91 |
| 9. | 483 | Leah Scott | 2013-16 |
| 10. | 472 | Saundra Fullen | 1978-80 |

FIELD GOALS ATTEMPTED

| | | | |
|-----|------|-----------------------|--------------|
| 1. | 2328 | Karen Pelphrey | 1982-86 |
| 2. | 1374 | Shayna Gore | 2015-Present |
| 3. | 1351 | Karla May | 1982-86 |
| 4. | 1341 | Kristina Behnfeldt | 1995-98 |
| 5. | 1303 | Sikeytha Shepard-Hall | 2002-06 |
| 6. | 1172 | Kristi Huff | 1988-92 |
| 7. | 1167 | Sheila Johnson | 1987-91 |
| 8. | 1130 | Tammy Wiggins | 1983-87 |
| 9. | 1124 | Tynikki Crook | 2007-11 |
| 10. | 1122 | Deanna Carter | 1978-82 |

3-POINT FIELD GOALS MADE

| | | | |
|-----|-----|-----------------------|--------------|
| 1. | 252 | Shayna Gore | 2015-Present |
| 2. | 146 | Sikeytha Shepard-Hall | 2002-06 |
| 3. | 136 | Natal Rosko | 1994-98 |
| 4. | 135 | McKenzie Akers | 2013-17 |
| 5. | 131 | Cindy McCauley | 1994-98 |
| 6. | 121 | Toni Patillo | 1997-01 |
| 7. | 117 | AJ Johnson | 2013-15 |
| 8. | 115 | Norrisha Victrum | 2012-16 |
| 9. | 108 | Shay Weaver | 2011-13 |
| 10. | 106 | Kristi Huff | 1988-92 |
| 11. | 97 | Stephanie Wine | 1992-96 |
| 12. | 96 | Taylor Porter | 2015-Present |
| 13. | 91 | Amanda Eddinger | 1990-94 |
| 14. | 74 | Logan Fraley | 2015-Present |
| 15. | 72 | Tamira Higgins | 1991-95 |

3-POINT FIELD GOALS ATTEMPTED

| | | | |
|-----|-----|-----------------------|--------------|
| 1. | 692 | Shayna Gore | 2015-Present |
| 2. | 436 | Sikeytha Shepard-Hall | 2002-06 |
| 3. | 423 | Toni Patillo | 1997-01 |
| 4. | 418 | McKenzie Akers | 2013-17 |
| 5. | 390 | Norrisha Victrum | 2012-16 |
| 6. | 383 | Natal Rosko | 1994-98 |
| 7. | 361 | AJ Johnson | 2013-15 |
| 8. | 352 | Cindy McCauley | 1994-98 |
| | | Kristi Huff | 1988-92 |
| 10. | 336 | Stephanie Wine | 1992-96 |
| 11. | 318 | Shay Weaver | 2011-13 |
| 12. | 287 | Taylor Porter | 2015-Present |
| 13. | 247 | Kristi Sexton | 1993-97 |
| 14. | 237 | Jenelle Stephenson | 1986-90 |
| 15. | 226 | Amanda Eddinger | 1990-94 |

3-POINT FIELD GOAL PCT. (min. 40 3-pt. FGM)

| | | | |
|-----|------|--------------------|--------------|
| 1. | 40.3 | Amanda Eddinger | 1990-94 |
| | | (91-226) | |
| 2. | 37.2 | Cindy McCauley | 1994-98 |
| | | (131-352) | |
| 3. | 37.0 | Logan Fraley | 2015-Present |
| | | (74-200) | |
| 4. | 36.4 | Shayna Gore | 2015-Present |
| | | (248-685) | |
| 5. | 36.3 | Kristina Behnfeldt | 1995-99 |
| | | (61-168) | |
| 6. | 36.2 | Casey Baker | 2007-09 |
| | | (50-138) | |
| 7. | 35.8 | Catie Knable | 2000-04 |
| | | (54-151) | |
| 8. | 35.5 | Natal Rosko | 1994-98 |
| | | (136-383) | |
| 9. | 34.6 | Jill McElhinny | 1988-93 |
| | | (45-130) | |
| 10. | 34.2 | Kristen Mayo | 2017-Present |
| | | (55-161) | |

STEALS

| | | | |
|-----|-----|-----------------------|--------------|
| 1. | 277 | Tywantha Abercrombie | 1982-86 |
| 2. | 273 | Tracy Krueger | 1989-93 |
| 3. | 266 | Karla May | 1982-86 |
| 4. | 245 | Tammy Wiggins | 1983-87 |
| 5. | 219 | Jenelle Stephenson | 1986-90 |
| 6. | 190 | Kristi Sexton | 1993-97 |
| 7. | 185 | Toni Patillo | 1997-01 |
| 8. | 178 | Kim Lewis | 1984-88 |
| 9. | 177 | Stephanie Wine | 1992-96 |
| 10. | 172 | Casey Baker | 2007-09 |
| 11. | 170 | Shayna Gore | 2015-Present |
| 12. | 165 | Kristi Huff | 1988-92 |
| 13. | 163 | Sheila Johnson | 1987-91 |
| 14. | 161 | Tamira Higgins | 1991-95 |
| 15. | 154 | Sikeytha Shepard-Hall | 2002-06 |

BLOCKED SHOTS

| | | | |
|-----|-----|-------------------|--------------|
| 1. | 188 | Sharon Deal | 1987-89 |
| 2. | 153 | Tynikki Crook | 2007-11 |
| 3. | 135 | Talequia Hamilton | 2015-18 |
| 4. | 119 | Modupe Ishola | 2003-07 |
| | 119 | Chelsey Romero | 2013-16 |
| 6. | 115 | Chukwuka Ezeigbo | 2011-15 |
| 7. | 91 | Chris McClurkin | 1984-88 |
| 8. | 87 | Lisa Pruner | 1980-84 |
| 9. | 81 | Ashley Saintigene | 2016-Present |
| 10. | 71 | Tammy Simms | 1986-87 |
| 11. | 66 | Amy Reed | 1999-03 |
| 12. | 65 | Lea Ann Parsley | 1986-90 |
| 13. | 63 | Keri Simmons | 1994-98 |
| 14. | 61 | Jodi Baker | 1991-95 |
| 15. | 60 | Deanna Carter | 1978-82 |

ASSISTS

| | | | |
|-----|-----|-----------------------|--------------|
| 1. | 751 | Karla May | 1982-86 |
| 2. | 423 | Tywantha Abercrombie | 1982-86 |
| 3. | 394 | Norrisha Victrum | 2012-16 |
| 4. | 391 | Tina Jones | 1987-91 |
| 5. | 386 | Melissa Simms | 1990-94 |
| 6. | 314 | Kim Lewis | 1984-88 |
| 7. | 299 | Kristi Huff | 1988-92 |
| 8. | 290 | Stephanie Wine | 1992-96 |
| 9. | 286 | Sikeytha Shepard-Hall | 2002-06 |
| 10. | 278 | Casey Baker | 2007-09 |
| 11. | 272 | Toni Patillo | 1997-01 |
| 12. | 265 | Shayna Gore | 2015-Present |
| 13. | 253 | Lea Ann Parsley | 1986-90 |
| | | Tammy Wiggins | 1983-87 |
| 15. | 252 | Chantelle Handy | 2006-10 |

FREE THROWS MADE

| | | | |
|-----|-----|-----------------------|--------------|
| 1. | 728 | Kristina Behnfeldt | 1995-99 |
| 2. | 396 | Karen Pelphrey | 1982-86 |
| 3. | 389 | Sikeytha Shepard-Hall | 2002-06 |
| 4. | 380 | Tynikki Crook | 2007-11 |
| 5. | 339 | Leah Scott | 2013-16 |
| 6. | 302 | Sheila Johnson | 1987-91 |
| 7. | 282 | Shayna Gore | 2015-Present |
| 8. | 270 | Tammy Wiggins | 1983-87 |
| 9. | 265 | Deanna Carter | 1978-82 |
| 10. | 263 | Lea Ann Parsley | 1986-90 |

FREE THROWS ATTEMPTED

| | | | |
|-----|-----|-----------------------|--------------|
| 1. | 888 | Kristina Behnfeldt | 1995-99 |
| 2. | 606 | Tynikki Crook | 2007-11 |
| 3. | 536 | Sikeytha Shepard-Hall | 2002-06 |
| 4. | 505 | Karen Pelphrey | 1982-86 |
| 5. | 496 | Leah Scott | 2013-16 |
| 6. | 458 | Deanna Carter | 1978-82 |
| 7. | 450 | Sheila Johnson | 1987-91 |
| 8. | 408 | Tammy Wiggins | 1983-87 |
| 9. | 381 | Modupe Ishola | 2003-07 |
| 10. | 356 | Tywantha Abercrombie | 1982-86 |
| 11. | 345 | Shayna Gore | 2015-Present |
| 12. | 342 | Norrisha Victrum | 2012-16 |
| 13. | 339 | Alyssa Hammond | 2006-09 |
| 14. | 331 | Lea Ann Parsley | 1986-90 |
| 15. | 322 | Tracy Krueger | 1989-93 |
| 16. | 318 | Amy Reed | 1999-03 |
| | | Catie Knable | 2000-04 |

THE OPPONENT - CHARLOTTE

Scouting the Hilltoppers

The Lady Toppers (8-8, 2-0) are led by Dee Givens' 18.6 points and Raneem Elgedawy's 7.7 rebounds per game. Whitney Creech has a team-high 46 assists, while Elgedawy has 17 blocks and Givens' 46 steals are a program-high. The Tops could be without the services of perimeter threat and WVU transfer Alexis Brewer, who missed the Tops' last two games with a shoulder injury. Through 14 non-conference games, she was third on the team with 11.8 points per game and scored a season-high 22 points in the season opener against Louisville but also provided important vocal leadership for WKU on defense.

ONE PREVIOUS MEETING

WKU leads the all-time series, 11-1

| | |
|-------|-------------------|
| 75-76 | (J7) WKU 61-59 ot |
| 76-77 | (J5) WKU 92-56 |
| 14-15 | (J4) WKU 67-53* |
| | (F14) WKU 74-60 |
| 15-16 | (J2) WKU 81-52 |
| | (F14) WKU 80-76 |
| | (M10) MAR 66-63 |
| 16-17 | (J21) WKU 73-57 |
| | (F11) WKU 78-64 |
| 17-18 | (J21) WKU 86-66 |
| | (F17) WKU 77-50 |

Team Stats

| RECORD | OVERALL | HOME | AWAY | NEUTRAL |
|----------------|---------|------|------|---------|
| ALL GAMES | 8-8 | 6-3 | 1-3 | 1-2 |
| CONFERENCE | 2-0 | 2-0 | 0-0 | 0-0 |
| NON-CONFERENCE | 6-8 | 4-3 | 1-3 | 1-2 |

| # | Player | gp-gs | min | avg | Total | | 3-Point | | F-Throw | | Rebounds | | | avg | pf | dq | a | to | blk | stl | pts | avg |
|----------------|-------------------|-------|------|------|---------|------|---------|------|---------|-------|----------|-----|-----|------|-----|----|-----|-----|-----|-----|------|------|
| | | | | | fg-fga | fg% | 3fg-fga | 3fg% | ft-fa | ft% | off | def | tot | | | | | | | | | |
| 04 | GIVENS, Dee | 16-16 | 497 | 31.1 | 93-197 | .472 | 42-96 | .438 | 69-77 | .896 | 27 | 41 | 68 | 4.3 | 37 | 2 | 32 | 17 | 4 | 46 | 297 | 18.6 |
| 15 | ELGEDAWY, Raneem | 16-16 | 404 | 25.3 | 99-190 | .521 | 0-3 | .000 | 46-72 | .639 | 53 | 70 | 123 | 7.7 | 40 | 0 | 11 | 42 | 17 | 22 | 244 | 15.3 |
| 11 | BREWER, Alexis | 13-12 | 381 | 29.3 | 45-123 | .366 | 26-70 | .371 | 38-47 | .809 | 12 | 34 | 46 | 3.5 | 33 | 1 | 24 | 33 | 1 | 15 | 154 | 11.8 |
| 44 | ABDELGAWAD, Meral | 16-16 | 387 | 24.2 | 54-113 | .478 | 16-46 | .348 | 38-59 | .644 | 11 | 34 | 45 | 2.8 | 29 | 0 | 29 | 27 | 2 | 20 | 162 | 10.1 |
| 22 | PORTER, Sherry | 16-12 | 346 | 21.6 | 36-99 | .364 | 8-24 | .333 | 19-30 | .633 | 11 | 23 | 34 | 2.1 | 41 | 0 | 35 | 33 | 5 | 4 | 99 | 6.2 |
| 01 | NIANG, Arame | 15-0 | 203 | 13.5 | 33-71 | .465 | 5-20 | .250 | 8-12 | .667 | 18 | 35 | 53 | 3.5 | 24 | 0 | 8 | 22 | 10 | 12 | 79 | 5.3 |
| 05 | CREECH, Whitney | 16-8 | 394 | 24.6 | 31-78 | .397 | 0-2 | .000 | 18-34 | .529 | 6 | 36 | 42 | 2.6 | 14 | 0 | 46 | 24 | 0 | 17 | 80 | 5.0 |
| 03 | BOPP, Sidnee | 15-0 | 237 | 15.8 | 15-34 | .441 | 11-26 | .423 | 0-0 | .000 | 7 | 15 | 22 | 1.5 | 10 | 0 | 21 | 11 | 1 | 10 | 41 | 2.7 |
| 13 | ALLEN, Jae'Lisa | 15-0 | 176 | 11.7 | 14-34 | .412 | 0-0 | .000 | 2-4 | .500 | 9 | 8 | 17 | 1.1 | 27 | 1 | 5 | 11 | 0 | 2 | 30 | 2.0 |
| 34 | SEARCY, Kallie | 7-0 | 35 | 5.0 | 4-7 | .571 | 0-0 | .000 | 2-2 | 1.000 | 3 | 2 | 5 | 0.7 | 11 | 1 | 1 | 5 | 0 | 1 | 10 | 1.4 |
| 20 | SMITH, Terri | 16-0 | 140 | 8.8 | 8-25 | .320 | 4-18 | .222 | 1-3 | .333 | 4 | 3 | 7 | 0.4 | 13 | 0 | 8 | 7 | 0 | 10 | 21 | 1.3 |
| Team | | | | | | | | | | | 42 | 25 | 67 | | | | | 10 | | | | |
| Total..... | | 16 | 3200 | | 432-971 | .445 | 112-305 | .367 | 241-340 | .709 | 203 | 326 | 529 | 33.1 | 279 | 5 | 220 | 242 | 40 | 159 | 1217 | 76.1 |
| Opponents..... | | 16 | 3200 | | 455-959 | .474 | 121-315 | .384 | 186-255 | .729 | 207 | 384 | 591 | 36.9 | 306 | 8 | 252 | 282 | 60 | 116 | 1217 | 76.1 |

| TEAM STATISTICS | WKU | OPP | Date | Opponent | Score | Att. |
|------------------------|---------|---------|---------------------|---------------------|----------|------|
| SCORING | 1217 | 1217 | 11/06/18 | LOUISVILLE | L 80-102 | 3476 |
| Points per game | 76.1 | 76.1 | 11/09/18 | at Oklahoma | L 83-90 | 2907 |
| Scoring margin | +0.0 | - | 11/13/18 | IOWA | L 67-104 | 1301 |
| FIELD GOALS-ATT | 432-971 | 455-959 | 11/17/18 | at Central Michigan | L 90-108 | 1696 |
| Field goal pct | .445 | .474 | 11/20/18 | SOUTHERN ILLINOIS | w 83-76 | 4792 |
| 3 POINT FG-ATT | 112-305 | 121-315 | 11/22/18 | vs Oregon State | L 60-74 | 296 |
| 3-point FG pct | .367 | .384 | 11/23/18 | vs ETSU | w 82-68 | 1022 |
| 3-pt FG made per game | 7.0 | 7.6 | 11/24/18 | vs Gonzaga | L 55-76 | 722 |
| FREE THROWS-ATT | 241-340 | 186-255 | 11/28/18 | MORGAN STATE | w 90-43 | 1056 |
| Free throw pct | .709 | .729 | 12/01/18 | at Little Rock | w 68-56 | 1777 |
| F-Throws made per game | 15.1 | 11.6 | 12/08/18 | BELLARMINE | w 95-57 | 1204 |
| REBOUNDS | 529 | 591 | 12/16/18 | BALL STATE | L 83-86 | 715 |
| Rebounds per game | 33.1 | 36.9 | 12/19/18 | at Notre Dame | L 53-94 | 7502 |
| Rebounding margin | -3.9 | - | 12/29/18 | UNION (TENN.) | w 77-65 | 1214 |
| ASSISTS | 220 | 252 | * 01/03/19 | CHARLOTTE | w 76-58 | 892 |
| Assists per game | 13.8 | 15.8 | * 01/05/19 | OLD DOMINION | w 75-60 | 1236 |
| TURNOVERS | 242 | 282 | * - Conference game | | | |
| Turnovers per game | 15.1 | 17.6 | | | | |
| Turnover margin | +2.5 | - | | | | |
| Assist/turnover ratio | 0.9 | 0.9 | | | | |
| STEALS | 159 | 116 | | | | |
| Steals per game | 9.9 | 7.3 | | | | |
| BLOCKS | 40 | 60 | | | | |
| Blocks per game | 2.5 | 3.8 | | | | |
| ATTENDANCE | 15886 | 15922 | | | | |
| Home games-Avg/Game | 9-1765 | 4-3470 | | | | |
| Neutral site-Avg/Game | - | 3-680 | | | | |

| Score by Periods | 1st | 2nd | 3rd | 4th | Totals |
|------------------|-----|-----|-----|-----|--------|
| WKU | 295 | 293 | 291 | 338 | 1217 |
| Opponents | 316 | 284 | 299 | 318 | 1217 |

2018-19 Marshall Women's Basketball
MARSHALL Combined Team Statistics (as of Jan 05, 2019)
All games

| RECORD: | OVERALL | HOME | AWAY | NEUTRAL |
|----------------|----------------|-------------|-------------|----------------|
| ALL GAMES | 8-7 | 8-2 | 0-5 | 0-0 |
| CONFERENCE | 2-0 | 2-0 | 0-0 | 0-0 |
| NON-CONFERENCE | 6-7 | 6-2 | 0-5 | 0-0 |

| # | Player | gp-gs | min | avg | Total | | 3-Point | | F-Throw | | Rebounds | | | | | | | | a | to | blk | stl | pts | avg |
|----------------|--------------------|-------|------|------|---------|------|---------|------|---------|------|----------|-----|-----|------|-----|----|-----|-----|----|-----|------|------|-----|-----|
| | | | | | fg-fga | fg% | 3fg-fga | 3fg% | ft-fa | ft% | off | def | tot | avg | pf | dq | | | | | | | | |
| 14 | GORE, Shayna | 15-15 | 487 | 32.5 | 89-224 | .397 | 45-116 | .388 | 48-57 | .842 | 5 | 50 | 55 | 3.7 | 30 | 0 | 50 | 35 | 5 | 31 | 271 | 18.1 | | |
| 11 | PORTER, Taylor | 15-15 | 403 | 26.9 | 52-141 | .369 | 26-75 | .347 | 26-29 | .897 | 21 | 44 | 65 | 4.3 | 42 | 2 | 23 | 27 | 3 | 22 | 156 | 10.4 | | |
| 23 | MAYO, Kristen | 15-15 | 426 | 28.4 | 44-121 | .364 | 21-67 | .313 | 25-26 | .962 | 4 | 43 | 47 | 3.1 | 26 | 0 | 54 | 33 | 1 | 26 | 134 | 8.9 | | |
| 22 | BROOKS, Khadaijia | 15-15 | 370 | 24.7 | 49-133 | .368 | 10-42 | .238 | 18-27 | .667 | 30 | 66 | 96 | 6.4 | 31 | 0 | 19 | 25 | 19 | 14 | 126 | 8.4 | | |
| 10 | SAINTIGENE, Ashley | 9-4 | 157 | 17.4 | 30-62 | .484 | 0-0 | .000 | 9-22 | .409 | 19 | 20 | 39 | 4.3 | 26 | 1 | 3 | 13 | 17 | 1 | 69 | 7.7 | | |
| 20 | PEARSON, Taylor | 13-10 | 275 | 21.2 | 26-79 | .329 | 2-23 | .087 | 15-25 | .600 | 15 | 53 | 68 | 5.2 | 24 | 0 | 15 | 18 | 2 | 13 | 69 | 5.3 | | |
| 00 | SIVILS, Kia | 15-0 | 318 | 21.2 | 24-63 | .381 | 4-15 | .267 | 9-19 | .474 | 31 | 21 | 52 | 3.5 | 23 | 0 | 27 | 18 | 5 | 18 | 61 | 4.1 | | |
| 34 | ROPER, Lorelei | 15-1 | 225 | 15.0 | 22-57 | .386 | 0-0 | .000 | 9-22 | .409 | 17 | 34 | 51 | 3.4 | 32 | 0 | 9 | 16 | 13 | 3 | 53 | 3.5 | | |
| 05 | CLEMONS, Princess | 14-0 | 193 | 13.8 | 13-51 | .255 | 4-22 | .182 | 10-21 | .476 | 15 | 42 | 57 | 4.1 | 18 | 0 | 14 | 20 | 4 | 11 | 40 | 2.9 | | |
| 15 | DRIVER, Tana | 12-0 | 79 | 6.6 | 6-13 | .462 | 1-5 | .200 | 1-6 | .167 | 0 | 4 | 4 | 0.3 | 7 | 0 | 6 | 15 | 0 | 4 | 14 | 1.2 | | |
| 01 | VUCETIC, Jovana | 10-0 | 33 | 3.3 | 3-8 | .375 | 1-2 | .500 | 0-0 | .000 | 2 | 2 | 4 | 0.4 | 3 | 0 | 2 | 3 | 2 | 0 | 7 | 0.7 | | |
| 33 | ADKINS, Aerial | 5-0 | 16 | 3.2 | 1-4 | .250 | 1-3 | .333 | 0-0 | .000 | 2 | 3 | 5 | 1.0 | 3 | 0 | 0 | 0 | 1 | 1 | 3 | 0.6 | | |
| 21 | TONEY, Brianna | 9-0 | 43 | 4.8 | 1-9 | .111 | 0-4 | .000 | 0-0 | .000 | 2 | 9 | 11 | 1.2 | 6 | 0 | 0 | 4 | 2 | 2 | 2 | 0.2 | | |
| Team | | | | | | | | | | | 40 | 41 | 81 | | | | 9 | | | | | | | |
| Total..... | | 15 | 3025 | | 360-965 | .373 | 115-374 | .307 | 170-254 | .669 | 203 | 432 | 635 | 42.3 | 271 | 3 | 222 | 236 | 74 | 146 | 1005 | 67.0 | | |
| Opponents..... | | 15 | 3025 | | 338-940 | .360 | 109-321 | .340 | 176-282 | .624 | 221 | 451 | 672 | 44.8 | 259 | - | 202 | 272 | 72 | 112 | 961 | 64.1 | | |

| TEAM STATISTICS | MARW | OPP | Date | Opponent | Score | Att. |
|------------------------|-------------|------------|-------------|----------------------|--------------|-------------|
| SCORING | 1005 | 961 | 11/7/18 | INDIANA STATE | L 53-62 | 764 |
| Points per game | 67.0 | 64.1 | 11/13/18 | at Bowling Green | L 76-99 | 1521 |
| Scoring margin | +2.9 | - | 11/17/18 | at Southern Illinois | L 49-58 | 500 |
| FIELD GOALS-ATT | 360-965 | 338-940 | 11/20/18 | BLUEFIELD STATE | W 82-29 | 894 |
| Field goal pct | .373 | .360 | 11/25/18 | at Appalachian State | L 52-74 | 279 |
| 3 POINT FG-ATT | 115-374 | 109-321 | 11/29/18 | EVANSVILLE | Wot 72-65 | 638 |
| 3-point FG pct | .307 | .340 | 12/1/18 | COPPIN STATE | W 88-67 | 694 |
| 3-pt FG made per game | 7.7 | 7.3 | 12/04/18 | at Wisconsin | L 49-67 | 2837 |
| FREE THROWS-ATT | 170-254 | 176-282 | 12/8/18 | CLEVELAND STATE | W 86-64 | 6232 |
| Free throw pct | .669 | .624 | 12/15/18 | TENNESSEE STATE | W 80-59 | 878 |
| F-Throws made per game | 11.3 | 11.7 | 12/18/18 | at Clemson | L 54-68 | 3627 |
| REBOUNDS | 635 | 672 | 12/22/18 | TOWSON | L 69-76 | 848 |
| Rebounds per game | 42.3 | 44.8 | 12/29/18 | DELAWARE STATE | W 75-63 | 619 |
| Rebounding margin | -2.5 | - | * 1/3/19 | OLD DOMINION | W 57-48 | 698 |
| ASSISTS | 222 | 202 | * 1/5/19 | CHARLOTTE | W 63-62 | 738 |
| Assists per game | 14.8 | 13.5 | | | | |
| TURNOVERS | 236 | 272 | | | | |
| Turnovers per game | 15.7 | 18.1 | | | | |
| Turnover margin | +2.4 | - | | | | |
| Assist/turnover ratio | 0.9 | 0.7 | | | | |
| STEALS | 146 | 112 | | | | |
| Steals per game | 9.7 | 7.5 | | | | |
| BLOCKS | 74 | 72 | | | | |
| Blocks per game | 4.9 | 4.8 | | | | |
| ATTENDANCE | 13003 | 8764 | | | | |
| Home games-Avg/Game | 10-1300 | 5-1753 | | | | |
| Neutral site-Avg/Game | - | 0-0 | | | | |

* - Conference game

| Score by Periods | 1st | 2nd | 3rd | 4th | OT | Totals |
|-------------------------|------------|------------|------------|------------|-----------|---------------|
| MARSHALL | 258 | 227 | 283 | 226 | 11 | 1005 |
| Opponents | 220 | 210 | 266 | 261 | 4 | 961 |

2018-19 Marshall Women's Basketball
MARSHALL Combined Team Statistics (as of Jan 05, 2019)
Conference games only

| RECORD: | OVERALL | HOME | AWAY | NEUTRAL |
|----------------|----------------|-------------|-------------|----------------|
| ALL GAMES | 2-0 | 2-0 | 0-0 | 0-0 |
| CONFERENCE | 2-0 | 2-0 | 0-0 | 0-0 |
| NON-CONFERENCE | 0-0 | 0-0 | 0-0 | 0-0 |

| # | Player | gp-gs | min | avg | Total | | 3-Point | | F-Throw | | Rebounds | | | | | | | | a | to | blk | stl | pts | avg |
|----------------|-------------------|-------|-----|------|--------|------|---------|------|---------|-------|----------|-----|-----|------|----|----|----|----|---|----|-----|------|-----|-----|
| | | | | | fg-fga | fg% | 3fg-fga | 3fg% | ft-fga | ft% | off | def | tot | avg | pf | dq | | | | | | | | |
| 14 | GORE, Shayna | 2-2 | 61 | 30.5 | 12-26 | .462 | 6-11 | .545 | 2-3 | .667 | 0 | 6 | 6 | 3.0 | 3 | 0 | 5 | 7 | 1 | 5 | 32 | 16.0 | | |
| 22 | BROOKS, Khadaijia | 2-2 | 46 | 23.0 | 7-17 | .412 | 1-3 | .333 | 8-10 | .800 | 2 | 6 | 8 | 4.0 | 4 | 0 | 2 | 1 | 4 | 3 | 23 | 11.5 | | |
| 11 | PORTER, Taylor | 2-2 | 69 | 34.5 | 7-19 | .368 | 4-9 | .444 | 2-2 | 1.000 | 2 | 6 | 8 | 4.0 | 3 | 0 | 3 | 4 | 0 | 4 | 20 | 10.0 | | |
| 23 | MAYO, Kristen | 2-2 | 54 | 27.0 | 4-14 | .286 | 2-11 | .182 | 2-2 | 1.000 | 0 | 4 | 4 | 2.0 | 4 | 0 | 5 | 4 | 1 | 3 | 12 | 6.0 | | |
| 00 | SIVILS, Kia | 2-0 | 48 | 24.0 | 4-9 | .444 | 0-2 | .000 | 2-3 | .667 | 5 | 4 | 9 | 4.5 | 3 | 0 | 6 | 1 | 0 | 0 | 10 | 5.0 | | |
| 20 | PEARSON, Taylor | 2-2 | 40 | 20.0 | 4-10 | .400 | 1-3 | .333 | 0-0 | .000 | 0 | 5 | 5 | 2.5 | 3 | 0 | 0 | 2 | 0 | 2 | 9 | 4.5 | | |
| 05 | CLEMONS, Princess | 2-0 | 39 | 19.5 | 3-10 | .300 | 1-3 | .333 | 1-4 | .250 | 1 | 8 | 9 | 4.5 | 2 | 0 | 3 | 2 | 0 | 2 | 8 | 4.0 | | |
| 34 | ROPER, Lorelei | 2-0 | 29 | 14.5 | 3-11 | .273 | 0-0 | .000 | 0-0 | .000 | 3 | 7 | 10 | 5.0 | 3 | 0 | 2 | 1 | 1 | 0 | 6 | 3.0 | | |
| 21 | TONEY, Brianna | 1-0 | 4 | 4.0 | 0-1 | .000 | 0-0 | .000 | 0-0 | .000 | 0 | 0 | 0 | 0.0 | 1 | 0 | 0 | 0 | 0 | 0 | 0 | 0.0 | | |
| 01 | VUCETIC, Jovana | 1-0 | 3 | 3.0 | 0-0 | .000 | 0-0 | .000 | 0-0 | .000 | 0 | 0 | 0 | 0.0 | 0 | 0 | 0 | 0 | 0 | 0 | 0 | 0.0 | | |
| 15 | DRIVER, Tana | 1-0 | 7 | 7.0 | 0-0 | .000 | 0-0 | .000 | 0-0 | .000 | 0 | 0 | 0 | 0.0 | 2 | 0 | 0 | 2 | 0 | 1 | 0 | 0.0 | | |
| Team | | | | | | | | | | | 3 | 3 | 6 | | | | 2 | | | | | | | |
| Total..... | | 2 | 400 | | 44-117 | .376 | 15-42 | .357 | 17-24 | .708 | 16 | 49 | 65 | 32.5 | 28 | 0 | 26 | 26 | 7 | 20 | 120 | 60.0 | | |
| Opponents..... | | 2 | 400 | | 41-108 | .380 | 14-42 | .333 | 14-24 | .583 | 22 | 61 | 83 | 41.5 | 32 | - | 24 | 40 | 6 | 15 | 110 | 55.0 | | |

| TEAM STATISTICS | MARW | OPP | Date | Opponent | Score | Att. |
|------------------------|-------------|------------|---------------------|-----------------|--------------|-------------|
| SCORING | 120 | 110 | * 1/3/19 | OLD DOMINION | w 57-48 | 698 |
| Points per game | 60.0 | 55.0 | * 1/5/19 | CHARLOTTE | w 63-62 | 738 |
| Scoring margin | +5.0 | - | * - Conference game | | | |
| FIELD GOALS-ATT | 44-117 | 41-108 | | | | |
| Field goal pct | .376 | .380 | | | | |
| 3 POINT FG-ATT | 15-42 | 14-42 | | | | |
| 3-point FG pct | .357 | .333 | | | | |
| 3-pt FG made per game | 7.5 | 7.0 | | | | |
| FREE THROWS-ATT | 17-24 | 14-24 | | | | |
| Free throw pct | .708 | .583 | | | | |
| F-Throws made per game | 8.5 | 7.0 | | | | |
| REBOUNDS | 65 | 83 | | | | |
| Rebounds per game | 32.5 | 41.5 | | | | |
| Rebounding margin | -9.0 | - | | | | |
| ASSISTS | 26 | 24 | | | | |
| Assists per game | 13.0 | 12.0 | | | | |
| TURNOVERS | 26 | 40 | | | | |
| Turnovers per game | 13.0 | 20.0 | | | | |
| Turnover margin | +7.0 | - | | | | |
| Assist/turnover ratio | 1.0 | 0.6 | | | | |
| STEALS | 20 | 15 | | | | |
| Steals per game | 10.0 | 7.5 | | | | |
| BLOCKS | 7 | 6 | | | | |
| Blocks per game | 3.5 | 3.0 | | | | |
| ATTENDANCE | 1436 | 0 | | | | |
| Home games-Avg/Game | 2-718 | 0-0 | | | | |
| Neutral site-Avg/Game | - | 0-0 | | | | |

| Score by Periods | 1st | 2nd | 3rd | 4th | Totals |
|-------------------------|------------|------------|------------|------------|---------------|
| MARSHALL | 32 | 26 | 31 | 31 | 120 |
| Opponents | 26 | 18 | 34 | 32 | 110 |

2018-19 Marshall Women's Basketball
MARSHALL Season Schedule/Results & Leaders (as of Jan 05, 2019)
All games

| RECORD: | OVERALL | HOME | AWAY | NEUTRAL |
|----------------|----------------|-------------|-------------|----------------|
| ALL GAMES | 8-7 | 8-2 | 0-5 | 0-0 |
| CONFERENCE | 2-0 | 2-0 | 0-0 | 0-0 |
| NON-CONFERENCE | 6-7 | 6-2 | 0-5 | 0-0 |

| Date | Opponent | Score | Att. | High Points | High Rebounds |
|-------------|----------------------|--------------|-------------|--|---|
| 11/7/18 | INDIANA STATE | 53-62 L | 764 | (16)BROOKS, Khadaijia | (11)BROOKS, Khadaijia |
| 11/13/18 | at Bowling Green | 76-99 L | 1521 | (34)GORE, Shayna | (5)CLEMONS, Princess (5)MAYO, Kristen |
| 11/17/18 | at Southern Illinois | 49-58 L | 500 | (10)PEARSON, Taylor (10)MAYO, Kristen | (8)PORTER, Taylor |
| 11/20/18 | BLUEFIELD STATE | W 82-29 | 894 | (22)GORE, Shayna | (11)BROOKS, Khadaijia |
| 11/25/18 | at Appalachian State | 52-74 L | 279 | (12)BROOKS, Khadaijia | (6)ROPER, Lorelei |
| 11/29/18 | EVANSVILLE | Wot 72-65 | 638 | (19)BROOKS, Khadaijia | (13)BROOKS, Khadaijia |
| 12/1/18 | COPPIN STATE | W 88-67 | 694 | (27)GORE, Shayna | (10)BROOKS, Khadaijia |
| 12/04/18 | at Wisconsin | 49-67 L | 2837 | (16)GORE, Shayna (16)PORTER, Taylor | (8)PORTER, Taylor |
| 12/8/18 | CLEVELAND STATE | W 86-64 | 6232 | (22)PORTER, Taylor | (7)CLEMONS, Princess |
| 12/15/18 | TENNESSEE STATE | W 80-59 | 878 | (24)GORE, Shayna | (9)BROOKS, Khadaijia |
| 12/18/18 | at Clemson | 54-68 L | 3627 | (24)GORE, Shayna | (9)BROOKS, Khadaijia |
| 12/22/18 | TOWSON | 69-76 L | 848 | (15)PORTER, Taylor | (6)PORTER, Taylor (6)CLEMONS, Princess |
| 12/29/18 | DELAWARE STATE | W 75-63 | 619 | (16)GORE, Shayna | (9)BROOKS, Khadaijia |
| 1/3/19 | *OLD DOMINION | W 57-48 | 698 | (14)GORE, Shayna | (6)CLEMONS, Princess (6)PORTER, Taylor |
| 1/5/19 | *CHARLOTTE | W 63-62 | 738 | (18)GORE, Shayna | (8)SIVILS, Kia |

* - Conference game

| Attendance Summary | Games | Attend | Avg/Game |
|---------------------------|--------------|---------------|-----------------|
| Home | 10 | 13003 | 1300 |
| Away | 5 | 8764 | 1753 |
| Neutral | 0 | 0 | 0 |
| Total | 15 | 21767 | 1451 |

TEAM STATISTICS

| Opponent | Date | Score | | Total | | 3-Pointers | | Free throws | | Rebounds | | | | pf | a | t/o | blk | stl | pts | avg |
|----------------------|----------|-------|-----|---------|------|------------|------|-------------|------|----------|-----|-----|------|-----|-----|-----|-----|-----|------|------|
| | | | | fg-fga | pct | 3fg-fga | pct | ft-fa | pct | off | def | tot | avg | | | | | | | |
| INDIANA STATE | 11/7/18 | 53-62 | L | 17-59 | .288 | 6-22 | .273 | 13-19 | .684 | 12 | 30 | 42 | 42.0 | 24 | 11 | 22 | 7 | 10 | 53 | 53.0 |
| at Bowling Green | 11/13/18 | 76-99 | L | 26-68 | .382 | 11-38 | .289 | 13-20 | .650 | 6 | 20 | 26 | 34.0 | 21 | 15 | 10 | 3 | 12 | 76 | 64.5 |
| at Southern Illinois | 11/17/18 | 49-58 | L | 19-56 | .339 | 3-21 | .143 | 8-14 | .571 | 12 | 25 | 37 | 35.0 | 20 | 8 | 20 | 2 | 8 | 49 | 59.3 |
| BLUEFIELD STATE | 11/20/18 | 82-29 | W | 30-81 | .370 | 7-33 | .212 | 15-22 | .682 | 25 | 39 | 64 | 42.2 | 13 | 17 | 12 | 6 | 19 | 82 | 65.0 |
| at Appalachian State | 11/25/18 | 52-74 | L | 19-62 | .306 | 6-22 | .273 | 8-11 | .727 | 11 | 27 | 38 | 41.4 | 24 | 14 | 17 | 4 | 9 | 52 | 62.4 |
| EVANSVILLE | 11/29/18 | 72-65 | Wot | 23-73 | .315 | 4-20 | .200 | 22-28 | .786 | 26 | 37 | 63 | 45.0 | 12 | 15 | 13 | 6 | 9 | 72 | 64.0 |
| COPPIN STATE | 12/1/18 | 88-67 | W | 27-55 | .491 | 16-32 | .500 | 18-28 | .643 | 11 | 35 | 46 | 45.1 | 22 | 24 | 24 | 7 | 6 | 88 | 67.4 |
| at Wisconsin | 12/04/18 | 49-67 | L | 16-63 | .254 | 9-29 | .310 | 8-13 | .615 | 12 | 30 | 42 | 44.8 | 18 | 9 | 13 | 7 | 5 | 49 | 65.1 |
| CLEVELAND STATE | 12/8/18 | 86-64 | W | 34-72 | .472 | 12-25 | .480 | 6-8 | .750 | 11 | 32 | 43 | 44.6 | 12 | 26 | 11 | 8 | 7 | 86 | 67.4 |
| TENNESSEE STATE | 12/15/18 | 80-59 | W | 29-64 | .453 | 8-20 | .400 | 14-25 | .560 | 13 | 25 | 38 | 43.9 | 16 | 22 | 13 | 3 | 16 | 80 | 68.7 |
| at Clemson | 12/18/18 | 54-68 | L | 20-50 | .400 | 8-25 | .320 | 6-9 | .667 | 9 | 28 | 37 | 43.3 | 22 | 8 | 25 | 2 | 7 | 54 | 67.4 |
| TOWSON | 12/22/18 | 69-76 | L | 26-69 | .377 | 6-18 | .333 | 11-13 | .846 | 14 | 26 | 40 | 43.0 | 18 | 13 | 17 | 10 | 10 | 69 | 67.5 |
| DELAWARE STATE | 12/29/18 | 75-63 | W | 30-76 | .395 | 4-27 | .148 | 11-20 | .550 | 25 | 29 | 54 | 43.8 | 21 | 14 | 13 | 2 | 8 | 75 | 68.1 |
| OLD DOMINION | 1/3/19 | 57-48 | W | 19-55 | .345 | 7-24 | .292 | 12-17 | .706 | 8 | 24 | 32 | 43.0 | 18 | 14 | 15 | 6 | 12 | 57 | 67.3 |
| CHARLOTTE | 1/5/19 | 63-62 | W | 25-62 | .403 | 8-18 | .444 | 5-7 | .714 | 8 | 25 | 33 | 42.3 | 10 | 12 | 11 | 1 | 8 | 63 | 67.0 |
| MARSHALL | | 1005 | | 360-965 | .373 | 115-374 | .307 | 170-254 | .669 | 203 | 432 | 635 | 42.3 | 271 | 222 | 236 | 74 | 146 | 1005 | 67.0 |
| Opponents | | 961 | | 338-940 | .360 | 109-321 | .340 | 176-282 | .624 | 221 | 451 | 672 | 44.8 | 259 | 202 | 272 | 72 | 112 | 961 | 64.1 |

Games played: 15
Points/game: 67.0
FG Pct: 37.3
3FG Pct: 30.7
FT Pct: 66.9

Rebounds/game: 42.3
Assists/game: 14.8
Turnovers/game: 15.7
Assist/turnover ratio: 0.9
Steals/game: 9.7

MARSHALL Team Game-by-Game Comparison (as of Jan 05, 2019) All games

| Opponent | 1st | 2nd | Score | Mar | Total FG | FG Pct | 3-Pointers | 3FG Pct | Free Throws | FT Pct | Rebounds | Assist | T/Over | Block | Steal | Fouls |
|-------------------|-------|-------|-------|------|-------------|-----------|-------------|-----------|-------------|-----------|------------|--------|--------|-------|-------|-------|
| INDIANA STATE | 30/25 | 23/37 | 53-62 | (9) | 17-59/21-61 | .288/.344 | 6-22/7-24 | .273/.292 | 13-19/13-21 | .684/.619 | 42/48 (6) | 11/13 | 22/22 | 7/5 | 10/4 | 24/26 |
| Bowling Green | 34/56 | 42/43 | 76-99 | (23) | 26-68/36-65 | .382/.554 | 11-38/16-28 | .289/.571 | 13-20/11-16 | .650/.688 | 26/50 (24) | 15/27 | 10/20 | 3/2 | 12/3 | 21/19 |
| Southern Illinois | 21/25 | 28/33 | 49-58 | (9) | 19-56/19-54 | .339/.352 | 3-21/3-16 | .143/.188 | 8-14/17-26 | .571/.654 | 37/42 (5) | 8/12 | 20/19 | 2/8 | 8/11 | 20/16 |
| BLUEFIELD STATE | 47/19 | 35/10 | 82-29 | +53 | 30-81/12-56 | .370/.214 | 7-33/3-19 | .212/.158 | 15-22/2-8 | .682/.250 | 64/41 +23 | 17/6 | 12/30 | 6/6 | 19/4 | 13/18 |
| Appalachian State | 21/36 | 31/38 | 52-74 | (22) | 19-62/26-71 | .306/.366 | 6-22/7-27 | .273/.259 | 8-11/15-21 | .727/.714 | 38/55 (17) | 14/13 | 17/15 | 4/4 | 9/6 | 24/14 |
| EVANSVILLE | 28/29 | 33/32 | 72-65 | +7 | 23-73/20-64 | .315/.313 | 4-20/12-27 | .200/.444 | 22-28/13-14 | .786/.929 | 63/37 +26 | 15/15 | 13/13 | 6/5 | 9/5 | 12/25 |
| COPPIN STATE | 38/30 | 50/37 | 88-67 | +21 | 27-55/21-63 | .491/.333 | 16-32/8-22 | .500/.364 | 18-28/17-31 | .643/.548 | 46/36 +10 | 24/11 | 24/16 | 7/1 | 6/14 | 22/19 |
| Wisconsin | 23/34 | 26/33 | 49-67 | (18) | 16-63/24-81 | .254/.296 | 9-29/8-19 | .310/.421 | 8-13/11-21 | .615/.524 | 42/68 (26) | 9/12 | 13/13 | 7/9 | 5/9 | 18/10 |
| CLEVELAND STATE | 47/31 | 39/33 | 86-64 | +22 | 34-72/26-75 | .472/.347 | 12-25/8-28 | .480/.286 | 6-8/4-10 | .750/.400 | 43/46 (3) | 26/14 | 11/14 | 8/2 | 7/5 | 12/15 |
| TENNESSEE STATE | 31/24 | 49/35 | 80-59 | +21 | 29-64/21-54 | .453/.389 | 8-20/4-13 | .400/.308 | 14-25/13-22 | .560/.591 | 38/40 (2) | 22/11 | 13/25 | 3/3 | 16/7 | 16/21 |
| Clemson | 29/28 | 25/40 | 54-68 | (14) | 20-50/23-63 | .400/.365 | 8-25/6-17 | .320/.353 | 6-9/16-19 | .667/.842 | 37/38 (1) | 8/17 | 25/13 | 2/4 | 7/13 | 22/10 |
| TOWSON | 39/27 | 30/49 | 69-76 | (7) | 26-69/27-65 | .377/.415 | 6-18/5-16 | .333/.313 | 11-13/17-26 | .846/.654 | 40/46 (6) | 13/13 | 17/14 | 10/10 | 10/10 | 18/16 |
| DELAWARE STATE | 39/22 | 36/41 | 75-63 | +12 | 30-76/21-60 | .395/.350 | 4-27/8-23 | .148/.348 | 11-20/13-23 | .550/.565 | 54/42 +12 | 14/14 | 13/18 | 2/7 | 8/6 | 21/18 |
| OLD DOMINION | 27/13 | 30/35 | 57-48 | +9 | 19-55/16-51 | .345/.314 | 7-24/5-22 | .292/.227 | 12-17/11-18 | .706/.611 | 32/44 (12) | 14/6 | 15/23 | 6/3 | 12/9 | 18/20 |
| CHARLOTTE | 31/31 | 32/31 | 63-62 | +1 | 25-62/25-57 | .403/.439 | 8-18/9-20 | .444/.450 | 5-7/3-6 | .714/.500 | 33/39 (6) | 12/18 | 11/17 | 1/3 | 8/6 | 10/12 |

Note: Game totals are displayed in the format TEAM/OPPONENT for each category

Nov. 25 at Appalachian State L, 74-52

Nov. 29 vs. Evansville W, 72-65

Official Basketball Box Score -- Game Totals -- Final Statistics
MARW vs Appalachian State
11/25/18 2:00 pm at Holmes Center (Boone, N.C.)**MARW 52 • 1-4**

| # | Player | Total | | | 3-Ptr | | | Rebounds | | | PF | TP | A | TO | Blk | Stl | Min |
|-------------|--------------------|--------|--------|-----------|--------|-----------|--------|-----------|-------|-------------|-------|----------|---|----|-----|-----|-----|
| | | FG-FGA | FG-FGA | FT-FTA | FG-FGA | FG-FGA | FT-FTA | Off | Def | Tot | | | | | | | |
| 20 | PEARSON, Taylor | f | 1-8 | 0-2 | 0-0 | 0 | 3 | 3 | 1 | 2 | 0 | 2 | 0 | 2 | 1 | 0 | 19 |
| 22 | BROOKS, Khadajia | f | 4-7 | 4-7 | 0-0 | 1 | 2 | 3 | 2 | 12 | 1 | 1 | 1 | 0 | 0 | 0 | 20 |
| 11 | PORTER, Taylor | e | 1-7 | 0-2 | 0-0 | 1 | 4 | 5 | 4 | 2 | 0 | 1 | 0 | 0 | 0 | 0 | 24 |
| 14 | GORE, Shayna | e | 2-10 | 1-4 | 3-4 | 0 | 4 | 4 | 2 | 8 | 2 | 1 | 1 | 2 | 2 | 30 | 30 |
| 23 | MAYO, Kristen | e | 4-10 | 1-3 | 2-2 | 0 | 3 | 3 | 3 | 11 | 4 | 0 | 0 | 0 | 0 | 0 | 31 |
| 00 | SIVILS, Kia | | 0-3 | 0-1 | 0-0 | 2 | 0 | 2 | 3 | 0 | 4 | 2 | 0 | 0 | 5 | 21 | 21 |
| 05 | CLEMONS, Princess | | 0-5 | 0-3 | 0-0 | 0 | 3 | 3 | 1 | 0 | 2 | 2 | 0 | 0 | 0 | 17 | 17 |
| 10 | SAINTIGENE, Ashley | | 3-7 | 0-0 | 0-0 | 1 | 1 | 2 | 4 | 6 | 0 | 3 | 1 | 0 | 1 | 10 | 10 |
| 15 | DRIVER, Tana | | 1-1 | 0-0 | 0-0 | 0 | 0 | 0 | 0 | 2 | 0 | 1 | 0 | 0 | 0 | 6 | 6 |
| 34 | ROPER, Lorelei | | 3-4 | 0-0 | 3-5 | 1 | 5 | 6 | 4 | 9 | 1 | 3 | 1 | 0 | 0 | 22 | 22 |
| Team | | | | | | | | 5 | 2 | 7 | | | | 1 | | | |
| Totals | | | 19-62 | 6-22 | 8-11 | 11 | 27 | 38 | 24 | 52 | 14 | 17 | 4 | 9 | | 200 | 200 |
| 1st - FG %: | | 4-17 | 23.5% | 2nd: 3-14 | 21.4% | 3rd: 5-12 | 41.7% | 4th: 7-19 | 36.8% | Game: 19-62 | 30.6% | Deadball | | | | | |
| 3FG %: | | 2-6 | 33.3% | 1-5 | 20.0% | 2-8 | 25.0% | 1-3 | 33.3% | 6-22 | 27.3% | Rebounds | | | | | |
| FT %: | | 1-1 | 100.0% | 3-4 | 50.0% | 4-4 | 100.0% | 0-0 | 0.0% | 8-11 | 72.7% | 2 | | | | | |

Appalachian State 74 • 4-2

| # | Player | Total | | | 3-Ptr | | | Rebounds | | | PF | TP | A | TO | Blk | Stl | Min |
|-------------|--------------------|--------|--------|-----------|--------|-----------|--------|-----------|-------|-------------|-------|----------|---|----|-----|-----|-----|
| | | FG-FGA | FG-FGA | FT-FTA | FG-FGA | FG-FGA | FT-FTA | Off | Def | Tot | | | | | | | |
| 30 | Gosnell, Lainey | f | 1-7 | 0-3 | 1-2 | 2 | 1 | 3 | 2 | 3 | 1 | 2 | 1 | 0 | 0 | 21 | 21 |
| 42 | Plummer, Bayley | c | 7-10 | 0-0 | 2-5 | 6 | 15 | 21 | 1 | 16 | 1 | 2 | 3 | 0 | 0 | 30 | 30 |
| 05 | Stanley, Pre | e | 2-13 | 1-4 | 2-2 | 3 | 1 | 4 | 0 | 7 | 0 | 0 | 0 | 1 | 0 | 30 | 30 |
| 23 | Polacek, Ashley | e | 1-9 | 0-3 | 2-2 | 2 | 2 | 4 | 2 | 4 | 6 | 4 | 0 | 0 | 1 | 24 | 24 |
| 04 | Story, Madi | e | 4-10 | 1-4 | 6-6 | 2 | 4 | 6 | 3 | 15 | 3 | 0 | 0 | 0 | 2 | 23 | 23 |
| 01 | Calder, Maya | | 3-4 | 0-0 | 2-4 | 3 | 2 | 5 | 3 | 8 | 0 | 2 | 0 | 0 | 0 | 14 | 14 |
| 03 | Wilson, Tierra | | 2-7 | 2-6 | 0-0 | 0 | 1 | 1 | 0 | 6 | 0 | 0 | 0 | 0 | 0 | 19 | 19 |
| 04 | Mathews, Nicola | | 4-6 | 3-5 | 0-0 | 0 | 2 | 2 | 0 | 11 | 0 | 4 | 0 | 1 | 1 | 15 | 15 |
| 14 | Hampton, Armani | | 0-2 | 0-1 | 0-0 | 1 | 0 | 1 | 3 | 0 | 0 | 1 | 0 | 1 | 1 | 13 | 13 |
| 15 | Newton, Emma | | 0-0 | 0-0 | 0-0 | 0 | 0 | 0 | 0 | 0 | 0 | 0 | 0 | 0 | 0 | 1 | 1 |
| 20 | Bigott, Brooke | | 1-2 | 0-1 | 0-0 | 1 | 0 | 1 | 0 | 2 | 2 | 0 | 0 | 0 | 0 | 6 | 6 |
| 32 | Jeffery, Dominique | | 1-1 | 0-0 | 0-0 | 0 | 3 | 3 | 0 | 2 | 0 | 0 | 0 | 0 | 0 | 4 | 4 |
| Team | | | | | | | | 2 | 2 | 4 | | | | | | | |
| Totals | | | 26-71 | 7-27 | 15-21 | 22 | 33 | 55 | 14 | 74 | 13 | 15 | 4 | 6 | | 200 | 200 |
| 1st - FG %: | | 7-17 | 41.2% | 2nd: 6-18 | 33.3% | 3rd: 6-20 | 30.0% | 4th: 7-16 | 43.8% | Game: 26-71 | 36.6% | Deadball | | | | | |
| 3FG %: | | 3-8 | 37.5% | 1-6 | 16.7% | 2-8 | 25.0% | 1-5 | 20.0% | 7-27 | 25.9% | Rebounds | | | | | |
| FT %: | | 0-0 | 0.0% | 6-8 | 75.0% | 5-7 | 71.4% | 4-6 | 66.7% | 15-21 | 71.4% | 2 | | | | | |

Officials: Chaney Muench, Aaron Brooks, Rob Fessler
Technical fouls: MARW-None. Appalachian State-None.
Attendance: 279

| Score by periods | 1st | 2nd | 3rd | 4th | Total |
|-------------------|-----|-----|-----|-----|-------|
| MARW | 11 | 10 | 16 | 15 | 52 |
| Appalachian State | 17 | 19 | 19 | 19 | 74 |

Last FG - MARW 4th-00:16, APP 4th-01:25.
Largest lead - MARW by 3 1st-09:22, APP by 27 4th-02:12.
MARW led for 00:49. APP led for 38:33. Game was tied for 00:38.

Score tied - 0 times.
Lead changed - 1 time.

Official Basketball Box Score -- Game Totals -- Final Statistics
Evansville vs Marshall
11/29/18 6:00 pm at Huntington, W.Va. (Cam Henderson Center)**Evansville 65 • 1-4**

| | | Total | | | 3-Ptr | | Rebounds | | | | | | | | | |
|-------------|------------------|-------|--------|-----------|--------|-----------|----------|-----------|--------|-------------|-------|----------|-----|-----|-----|--|
| # | Player | | FG-FGA | FG-FGA | FT-FTA | Off | Def | Tot | PF | TP | A | TO | Blk | Stl | Min | |
| 42 | Coffman, Kaylan | c | 1-7 | 0-0 | 0-0 | 2 | 9 | 11 | 4 | 2 | 0 | 4 | 4 | 0 | 32 | |
| 00 | Buck, Tayzha | g | 0-0 | 0-0 | 0-0 | 0 | 0 | 0 | 2 | 0 | 1 | 1 | 0 | 0 | 8 | |
| 01 | Newman, Anna | g | 3-7 | 2-4 | 0-0 | 0 | 1 | 1 | 5 | 8 | 2 | 0 | 0 | 1 | 27 | |
| 02 | Gasper, Kerri | g | 6-22 | 3-9 | 2-2 | 2 | 9 | 11 | 4 | 17 | 3 | 3 | 1 | 0 | 43 | |
| 11 | Bishop, Brooke | g | 1-10 | 0-3 | 3-4 | 1 | 1 | 2 | 1 | 5 | 7 | 4 | 0 | 1 | 40 | |
| 03 | Miller, Marley | | 7-9 | 6-8 | 0-0 | 0 | 4 | 4 | 2 | 20 | 0 | 0 | 0 | 0 | 33 | |
| 04 | Wallace, Makayla | | 1-6 | 0-0 | 4-4 | 0 | 0 | 0 | 5 | 6 | 2 | 1 | 0 | 3 | 23 | |
| 21 | Griffin, A'Niah | | 0-0 | 0-0 | 2-2 | 0 | 1 | 1 | 1 | 2 | 0 | 0 | 0 | 0 | 8 | |
| 32 | Casteel, Kayla | | 1-3 | 1-3 | 2-2 | 0 | 3 | 3 | 1 | 5 | 0 | 0 | 0 | 0 | 11 | |
| Team | | | | | | 3 | 1 | 4 | | | | | | | | |
| Totals | | | 20-64 | 12-27 | 13-14 | 8 | 29 | 37 | 25 | 65 | 15 | 13 | 5 | 5 | 225 | |
| 1st - FG %: | | 5-15 | 33.3% | 2nd: 5-16 | 31.3% | 3rd: 3-12 | 25.0% | 4th: 6-14 | 42.9% | Game: 20-64 | 31.3% | Deadball | | | | |
| 3FG %: | | 4-8 | 50.0% | 2-5 | 40.0% | 2-6 | 33.3% | 4-7 | 57.1% | 12-27 | 44.4% | Rebounds | | | | |
| FT %: | | 3-4 | 75.0% | 0-0 | 0.0% | 6-6 | 100.0% | 2-2 | 100.0% | 13-14 | 92.9% | 0 | | | | |

Marshall 72 • 2-4

| # | Player | | Total | | 3-Ptr | | Rebounds | | | PF | TP | A | TO | Blk | Stl | Min |
|-------------|--------------------|---|--------|--------|-----------|-------|-----------|-------|-----------|-------|-------------|-------|----------|-----|-----|-----|
| | | | FG-FGA | FG-FGA | FT-FTA | Off | Def | Tot | | | | | | | | |
| 20 | PEARSON, Taylor | f | 2-12 | 0-2 | 6-7 | 3 | 9 | 12 | 3 | 10 | 1 | 3 | 1 | 2 | 26 | |
| 22 | BROOKS, Khadajia | f | 8-13 | 0-1 | 3-7 | 6 | 7 | 13 | 1 | 19 | 3 | 2 | 1 | 0 | 33 | |
| 11 | PORTER, Taylor | g | 1-5 | 0-2 | 0-0 | 2 | 1 | 3 | 1 | 2 | 1 | 1 | 0 | 1 | 25 | |
| 14 | GORE, Shayna | g | 4-18 | 4-10 | 6-6 | 0 | 6 | 6 | 3 | 18 | 4 | 0 | 0 | 2 | 37 | |
| 23 | MAYO, Kristen | g | 2-9 | 0-4 | 6-6 | 0 | 3 | 3 | 0 | 10 | 3 | 0 | 0 | 1 | 32 | |
| 00 | SIVILS, Kia | | 1-4 | 0-0 | 0-0 | 3 | 1 | 4 | 0 | 2 | 2 | 1 | 1 | 2 | 32 | |
| 05 | CLEMONS, Princess | | 0-1 | 0-1 | 0-0 | 0 | 1 | 1 | 1 | 0 | 0 | 1 | 0 | 0 | 7 | |
| 10 | SAINTIGENE, Ashley | | 3-6 | 0-0 | 0-0 | 6 | 5 | 11 | 2 | 6 | 0 | 3 | 3 | 0 | 19 | |
| 15 | DRIVER, Tana | | 1-1 | 0-0 | 1-2 | 0 | 0 | 0 | 0 | 3 | 0 | 0 | 0 | 1 | 6 | |
| 34 | ROPER, Lorelei | | 1-4 | 0-0 | 0-0 | 2 | 1 | 3 | 1 | 2 | 1 | 0 | 0 | 0 | 8 | |
| Team | | | | | | 4 | 3 | 7 | | | | | | | | |
| Totals | | | | 23-73 | 4-20 | 22-28 | 26 | 37 | 63 | 12 | 72 | 15 | 13 | 6 | 9 | 225 |
| 1st - FG %: | | | 4-16 | 25.0% | 2nd: 6-22 | 27.3% | 3rd: 7-13 | 53.8% | 4th: 4-17 | 23.5% | Game: 23-73 | 31.5% | Deadball | | | |
| 3FG %: | | | 1-4 | 25.0% | 2-9 | 22.2% | 1-2 | 50.0% | 0-4 | 0.0% | 4-20 | 20.0% | Rebounds | | | |
| FT %: | | | 5-7 | 71.4% | 0-0 | 0.0% | 7-8 | 87.5% | 3-6 | 50.0% | 22-28 | 78.6% | 3 | | | |

Officials: Eric Koch, Meadow Overstreet, Brad Maxey
Technical fouls: Evansville-None. Marshall-None.
Attendance: 638

| Score by periods | 1st | 2nd | 3rd | 4th | OT | Total |
|------------------|-----|-----|-----|-----|----|-------|
| Evansville | 17 | 12 | 14 | 18 | 4 | 65 |
| Marshall | 14 | 14 | 22 | 11 | 11 | 72 |

Last FG - UE OT-01:24, MARW OT-02:18.
Largest lead - UE by 7 2nd-02:50, MARW by 10 3rd-02:10.
UE led for 02:57. MARW led for 19:27. Game was tied for 02:00.

Score tied - 2 times.
Lead changed - 4 times.

Dec. 1 vs. Coppin State W, 88-67

Official Basketball Box Score -- Game Totals -- Final Statistics
Coppin State vs Marshall
12/1/18 1:00 pm at Huntington, W.Va. (Cam Henderson Center)**Coppin State 67 • 0-5**

| # | Player | | Total | | 3-Ptr | | Rebounds | | | | | PF | TP | A | TO | Blk | Stl | Min |
|-----------------|----------------------|---|--------|--------|--------|-----------|----------|-------|-----------|-------|-------------|----|-------|-----------|----|-----|-----|-----|
| | | | FG-FGA | FG-FGA | FT-FTA | Off | Def | Tot | | | | | | | | | | |
| 22 | OLUYEDE,Oluwadamilol | f | 0-1 | 0-0 | 0-0 | 1 | 0 | 1 | 0 | 0 | 0 | 1 | 0 | 0 | 0 | 10 | 10 | |
| 23 | GRAHAM,Chance | f | 5-17 | 3-8 | 4-12 | 2 | 8 | 10 | 3 | 17 | 2 | 5 | 0 | 3 | 3 | 37 | 37 | |
| 00 | CORBIE,Tsahai | g | 0-3 | 0-0 | 0-0 | 2 | 1 | 3 | 1 | 0 | 0 | 1 | 0 | 0 | 0 | 13 | 13 | |
| 02 | SMITH,Maraiyah | g | 4-9 | 2-4 | 1-2 | 0 | 2 | 2 | 2 | 11 | 1 | 2 | 0 | 3 | 3 | 37 | 37 | |
| 04 | FIELDS,Brooke | g | 6-17 | 2-6 | 5-8 | 1 | 3 | 4 | 3 | 19 | 4 | 2 | 0 | 3 | 36 | 36 | 36 | |
| 01 | ADAMS,Diamond | | 0-1 | 0-1 | 1-2 | 1 | 0 | 1 | 0 | 1 | 0 | 0 | 0 | 0 | 0 | 5 | 5 | |
| 03 | COLEMAN,Kaiya | | 3-7 | 1-2 | 4-4 | 2 | 2 | 4 | 3 | 11 | 3 | 2 | 0 | 3 | 28 | 28 | 28 | |
| 10 | PRICE,E'mya | | 1-3 | 0-1 | 0-1 | 1 | 2 | 3 | 4 | 2 | 1 | 0 | 1 | 2 | 20 | 20 | 20 | |
| 24 | WALI,Elan | | 0-0 | 0-0 | 0-0 | 0 | 0 | 0 | 0 | 0 | 0 | 0 | 0 | 0 | 2 | 2 | 2 | |
| 45 | SALLEY,Jalynda | | 2-5 | 0-0 | 2-2 | 2 | 1 | 3 | 3 | 6 | 0 | 1 | 0 | 0 | 12 | 12 | 12 | |
| Team | | | | | | 3 | 2 | 5 | | | | | | 2 | | | | |
| Totals | | | | | | 21 | 6-22 | 17-31 | 15 | 21 | 36 | 19 | 67 | 11 | 16 | 1 | 14 | 200 |
| 1st - 3rd FT %: | | | 3-17 | 17.6% | | 3rd: 7-15 | 46.7% | | 4th: 4-15 | 26.7% | Game: 21-63 | | 33.3% | DeadBalls | | | | |
| 1st - 3rd FT %: | | | 3-6 | 50.0% | | 3rd: 3-5 | 60.0% | | 4th: 3-6 | 50.0% | Game: 19-22 | | 86.4% | 6 | | | | |
| FT %: | | | 0-2 | 0.0% | | 6-8 | 75.0% | | 6-12 | 50.0% | Game: 17-31 | | 54.8% | | | | | |

Dec. 8 vs. Cleveland State W, 86-64

Dec. 15 vs. Tennessee State W, 80-59

Official Basketball Box Score -- Game Totals -- Final Statistics
Cleveland State vs Marshall
12/8/18 5:20 pm at Huntington, W.Va. (Cam Henderson Center)**Cleveland State 64 • 3-7**

| # | Player | Total | | 3-Ptr | Rebounds | | | PF | TP | A | | TO | Blk | Stl | Min |
|-------------|--------------------|--------|--------|-----------|----------|-----------|-------|-----------|-------|-------------|-------|----------|-----|-----|-----|
| | | FG-FGA | FT-FTA | | Off | Def | Tot | | | | | | | | |
| 02 | CROCKETT, Savanna | * 8-20 | 0-0 | 2-6 | 1 | 9 | 10 | 2 | 18 | 0 | 2 | 1 | 0 | 0 | 29 |
| 04 | GERACI, Isabella | * 3-7 | 0-0 | 0-0 | 4 | 2 | 6 | 0 | 6 | 2 | 1 | 0 | 0 | 0 | 18 |
| 14 | SLANEY, Rachel | * 2-9 | 1-6 | 0-0 | 3 | 5 | 8 | 1 | 5 | 4 | 3 | 0 | 1 | 1 | 29 |
| 24 | BRAXTON, JaMIYA | * 2-6 | 2-6 | 0-0 | 0 | 0 | 0 | 2 | 6 | 1 | 1 | 0 | 1 | 0 | 24 |
| 41 | WHITE, Mariah | * 4-8 | 1-2 | 2-4 | 0 | 1 | 1 | 2 | 11 | 1 | 4 | 0 | 0 | 0 | 27 |
| 01 | LATONE, Shyla | * 2-6 | 2-4 | 0-0 | 0 | 0 | 0 | 2 | 6 | 2 | 0 | 0 | 0 | 0 | 16 |
| 13 | BAUTISTA, Mariana | * 2-5 | 1-2 | 0-0 | 1 | 0 | 1 | 2 | 5 | 1 | 1 | 0 | 1 | 1 | 13 |
| 25 | GRADWELL, Isabelle | * 1-9 | 1-8 | 0-0 | 2 | 9 | 11 | 1 | 3 | 2 | 0 | 0 | 2 | 2 | 27 |
| 33 | DUMAS, Nadia | * 2-5 | 0-0 | 0-0 | 2 | 2 | 4 | 3 | 4 | 1 | 2 | 1 | 0 | 0 | 17 |
| Team | | | | | 5 | 0 | 5 | | | | | | | | |
| Totals | | 26-75 | 8-28 | 4-10 | 18 | 28 | 46 | 15 | 64 | 14 | 14 | 2 | 5 | 200 | |
| 1st - FG %: | | 5-15 | 33.3% | 2nd: 7-15 | 46.7% | 3rd: 5-22 | 22.7% | 4th: 9-23 | 39.1% | Game: 26-75 | 34.7% | Deadball | | | |
| 3FG %: | | 2-8 | 25.0% | 2-4 | 50.0% | 1-9 | 11.1% | 3-7 | 42.9% | 8-28 | 28.6% | Rebounds | | | |
| FT %: | | 2-4 | 50.0% | 1-4 | 25.0% | 1-2 | 50.0% | 0-0 | 0.0% | 4-10 | 40.0% | 5 | | | |

Marshall 86 • 4-5

| # | Player | Total | | 3-Ptr | Rebounds | | | PF | TP | A | | TO | Blk | Stl | Min |
|-------------|--------------------|--------|--------|-----------|----------|-----------|--------|-----------|--------|-------------|-------|----------|-----|-----|-----|
| | | FG-FGA | FT-FTA | | Off | Def | Tot | | | | | | | | |
| 10 | SAINTIGENE, Ashley | * 5-6 | 0-0 | 1-2 | 1 | 3 | 4 | 1 | 11 | 1 | 1 | 1 | 0 | 11 | |
| 11 | PORTER, Taylor | * 7-12 | 6-9 | 2-2 | 2 | 2 | 4 | 1 | 22 | 5 | 0 | 0 | 3 | 30 | |
| 14 | GORE, Shayna | * 7-11 | 4-7 | 2-2 | 1 | 3 | 4 | 2 | 20 | 6 | 1 | 0 | 0 | 31 | |
| 22 | BROOKS, Khadajia | * 4-12 | 0-0 | 0-0 | 0 | 1 | 1 | 8 | 1 | 0 | 0 | 1 | 1 | 19 | |
| 23 | MAYO, Kristen | * 3-8 | 1-5 | 1-1 | 0 | 4 | 4 | 0 | 8 | 8 | 0 | 0 | 1 | 24 | |
| 00 | SIVILS, Kia | * 1-4 | 0-2 | 0-0 | 1 | 0 | 1 | 1 | 2 | 2 | 1 | 1 | 2 | 23 | |
| 01 | VUCETIC, Jovana | * 1-3 | 0-0 | 0-0 | 0 | 1 | 1 | 2 | 0 | 1 | 2 | 0 | 1 | 10 | |
| 05 | CLEMONS, Princess | * 1-2 | 0-0 | 0-1 | 0 | 7 | 7 | 1 | 2 | 2 | 5 | 0 | 0 | 16 | |
| 15 | DRIVER, Tana | * 1-3 | 1-2 | 0-0 | 0 | 1 | 1 | 1 | 3 | 0 | 0 | 0 | 0 | 5 | |
| 21 | TONEY, Brianna | * 0-2 | 0-0 | 0-0 | 1 | 1 | 2 | 1 | 0 | 0 | 1 | 0 | 0 | 7 | |
| 33 | ADKINS, Aerial | * 0-0 | 0-0 | 0-0 | 1 | 0 | 1 | 1 | 0 | 0 | 0 | 0 | 0 | 6 | |
| 34 | ROPER, Lorelei | * 4-9 | 0-0 | 0-0 | 3 | 3 | 6 | 1 | 8 | 1 | 1 | 4 | 0 | 18 | |
| Team | | | | | 1 | 6 | 7 | | | | | | | | |
| Totals | | 34-72 | 12-25 | 6-8 | 11 | 32 | 43 | 12 | 86 | 26 | 11 | 8 | 7 | 200 | |
| 1st - FG %: | | 10-16 | 62.5% | 2nd: 9-19 | 47.4% | 3rd: 8-15 | 53.3% | 4th: 7-22 | 31.8% | Game: 34-72 | 47.2% | Deadball | | | |
| 3FG %: | | 1-3 | 33.3% | 5-8 | 62.5% | 3-9 | 100.0% | 3-11 | 27.3% | 12-25 | 48.0% | Rebounds | | | |
| FT %: | | 0-0 | 0.0% | 3-5 | 60.0% | 0-0 | 0.0% | 3-3 | 100.0% | 6-8 | 75.0% | 1 | | | |

Officials: Timothy Bryant, Kayla Maxey, Molly Caldwell
Technical fouls: Cleveland State-None. Marshall-None.
Attendance: 6232

| Score by periods | 1st | 2nd | 3rd | 4th | Total |
|------------------|-----|-----|-----|-----|-------|
| Cleveland State | 14 | 17 | 12 | 21 | 64 |
| Marshall | 21 | 26 | 19 | 20 | 86 |

| | In | Off | 2nd | Fast | Bench |
|--------|-------|-----|--------|-------|-------|
| Points | Paint | T/O | Chance | Break | |
| CSU | 28 | 9 | 15 | 2 | 18 |
| MARW | 32 | 19 | 10 | 6 | 17 |

Last FG - CSU 4th-01:00, MARW 4th-03:54.
Largest lead - CSU by 2 1st-09:41, MARW by 32 4th-03:54.
CSU led for 00:17. MARW led for 39:02. Game was tied for 00:41.

Score tied - 1 time.
Lead changed - 1 time.

Official Basketball Box Score -- Game Totals -- Final Statistics
Tennessee State vs Marshall
12/15/18 2 p.m. at Huntington, W.Va. (Cam Henderson Center)**Tennessee State 59 • 0-10**

| # | Player | Total | | 3-Ptr | Rebounds | | | PF | TP | A | | TO | Blk | Stl | Min |
|-------------|--------------------|--------|--------|-----------|----------|-----------|-------|-----------|-------|-------------|-------|----------|-----|-----|-----|
| | | FG-FGA | FT-FTA | | Off | Def | Tot | | | | | | | | |
| 00 | ROBERTS, Taylor | * 8-13 | 1-1 | 4-7 | 3 | 2 | 5 | 2 | 21 | 3 | 2 | 0 | 2 | 32 | |
| 03 | WRIGHTSELL, Jaden | * 2-6 | 0-0 | 2-2 | 3 | 6 | 9 | 2 | 6 | 1 | 3 | 1 | 2 | 28 | |
| 10 | ELLIOT, Lauren | * 0-3 | 0-3 | 0-0 | 0 | 2 | 2 | 1 | 0 | 1 | 3 | 0 | 0 | 19 | |
| 22 | WOOTEN, Tia | * 4-12 | 0-1 | 4-8 | 1 | 5 | 6 | 4 | 12 | 3 | 9 | 1 | 1 | 27 | |
| 24 | SIMS, Asia | * 1-3 | 0-1 | 1-2 | 0 | 2 | 2 | 2 | 3 | 1 | 1 | 0 | 1 | 24 | |
| 01 | YOUNG, Jazmine | * 0-2 | 0-1 | 0-0 | 0 | 1 | 1 | 1 | 0 | 0 | 0 | 0 | 0 | 4 | |
| 02 | WRISTER, Andrea | * 4-6 | 3-5 | 0-0 | 0 | 2 | 2 | 3 | 11 | 0 | 1 | 0 | 0 | 21 | |
| 04 | BANNER, Terrysha | * 0-2 | 0-1 | 0-0 | 0 | 1 | 1 | 3 | 0 | 1 | 3 | 0 | 0 | 14 | |
| 11 | PIZZO, Isabella | * 0-0 | 0-0 | 0-0 | 0 | 0 | 0 | 0 | 0 | 0 | 0 | 0 | 0 | 1 | |
| 14 | PRIMAS, Ashley | * 1-1 | 0-0 | 0-0 | 0 | 1 | 1 | 1 | 2 | 0 | 0 | 0 | 0 | 0 | |
| 20 | OUTLOW, Cebria | * 1-5 | 0-0 | 2-3 | 3 | 2 | 5 | 2 | 4 | 1 | 2 | 1 | 1 | 14 | |
| 31 | BURNETT, Annaliese | * 0-0 | 0-0 | 0-0 | 0 | 0 | 0 | 0 | 0 | 0 | 1 | 0 | 0 | 0 | |
| 32 | BRONER, Jasmine | * 0-1 | 0-0 | 0-0 | 1 | 0 | 1 | 0 | 0 | 0 | 0 | 0 | 0 | 5 | |
| Team | | | | | 2 | 3 | 5 | | | | | | | | |
| Totals | | 21-54 | 4-13 | 13-22 | 13 | 27 | 40 | 21 | 59 | 11 | 25 | 3 | 7 | 200 | |
| 1st - FG %: | | 4-15 | 26.7% | 2nd: 6-11 | 54.5% | 3rd: 5-13 | 38.5% | 4th: 6-15 | 40.0% | Game: 21-54 | 38.9% | Deadball | | | |
| 3FG %: | | 0-3 | 0.0% | 1-3 | 33.3% | 1-3 | 33.3% | 2-4 | 50.0% | 4-13 | 30.8% | Rebounds | | | |
| FT %: | | 1-4 | 25.0% | 2-4 | 50.0% | 7-9 | 77.8% | 3-5 | 60.0% | 13-22 | 59.1% | 4 | | | |

Marshall 80 • 5-5

| # | Player | | Total | | 3-Ptr | | Rebounds | | | PF | TP | A | TO | Blk | Stl | Min |
|-------------|--------------------|---|--------|--------|-----------|-------|------------|-------|-----------|-------|-------------|-------|----------|-----|-----|-----|
| | | | FG-FGA | FT-FTA | Off | Def | Tot | | | | | | | | | |
| 11 | PORTER, Taylor | * | 5-9 | 2-4 | 4-4 | 1 | 4 | 5 | 2 | 16 | 0 | 5 | 0 | 4 | 29 | |
| 14 | GORE, Shayna | * | 9-16 | 4-8 | 2-5 | 0 | 1 | 1 | 1 | 24 | 5 | 4 | 0 | 4 | 36 | |
| 22 | BROOKS, Khadajia | * | 0-5 | 0-1 | 2-2 | 3 | 6 | 9 | 3 | 2 | 3 | 1 | 1 | 1 | 29 | |
| 23 | MAYO, Kristen | * | 3-9 | 0-4 | 2-2 | 1 | 2 | 3 | 0 | 8 | 8 | 1 | 0 | 4 | 33 | |
| 34 | ROPER, Lorelei | * | 1-2 | 0-0 | 1-2 | 0 | 1 | 1 | 4 | 3 | 2 | 0 | 0 | 0 | 13 | |
| 00 | SIVILS, Kia | | 4-7 | 0-0 | 0-0 | 3 | 1 | 4 | 1 | 8 | 2 | 1 | 1 | 0 | 20 | |
| 01 | VUCETIC, Jovana | | 0-0 | 0-0 | 0-0 | 0 | 1 | 1 | 0 | 0 | 1 | 0 | 0 | 0 | 3 | |
| 05 | CLEMONS, Princess | | 2-5 | 1-2 | 0-2 | 0 | 2 | 2 | 0 | 5 | 1 | 1 | 0 | 2 | 14 | |
| 10 | SAINTIGENE, Ashley | | 4-10 | 0-0 | 3-8 | 3 | 2 | 5 | 5 | 11 | 0 | 0 | 1 | 1 | 20 | |
| 15 | DRIVER, Tana | | 0-0 | 0-0 | 0-0 | 0 | 0 | 0 | 0 | 0 | 0 | 0 | 0 | 0 | 1 | |
| 21 | TONEY, Brianna | | 0-0 | 0-0 | 0-0 | 0 | 1 | 1 | 0 | 0 | 0 | 0 | 0 | 0 | 1 | |
| 33 | ADKINS, Aerial | | 1-1 | 1-1 | 0-0 | 0 | 0 | 0 | 0 | 3 | 0 | 0 | 0 | 0 | 1 | |
| Team | | | | | | 2 | 4 | 6 | | | | | | | | |
| Totals | | | 29-64 | 8-20 | 14-25 | 13 | 25 | 38 | 16 | 80 | 22 | 13 | 3 | 16 | 200 | |
| 1st - FG %: | | | 7-15 | 46.7% | 2nd: 3-15 | 20.0% | 3rd: 11-17 | 64.7% | 4th: 8-17 | 47.1% | Game: 29-64 | 45.3% | Deadball | | | |
| 3FG %: | | | 1-3 | 33.3% | 0-5 | 0.0% | 2-4 | 50.0% | 5-8 | 62.5% | 8-20 | 40.0% | Rebounds | | | |
| FT %: | | | 2-4 | 50.0% | 8-11 | 72.7% | 3-6 | 50.0% | 1-4 | 25.0% | 14-25 | 56.0% | 6 | | | |

Officials: Troy Winders, Meadow Overstreet, Jamie Broderick
Technical fouls: Tennessee State-None. Marshall-None.
Attendance: 878
MU: #10 Saintigene fouled out with 1:44 left in the 4th.

| Score by periods | 1st | 2nd | 3rd | 4th | Total |
|------------------|-----|-----|-----|-----|-------|
| Tennessee State | 9 | 15 | 18 | 17 | 59 |
| Marshall | 17 | 14 | 27 | 22 | 80 |

| | In | Off | 2nd | Fast | Bench |
|--------|-------|-----|--------|-------|-------|
| Points | Paint | T/O | Chance | Break | |
| TSU | 30 | 14 | 13 | 2 | 17 |
| MARW | 40 | 28 | 16 | 8 | 27 |

Last FG - TSU 4th-03:00, MARW 4th-00:44.
Largest lead - TSU by 6 1st-06:56, MARW by 21 4th-00:44.
TSU led for 04:19. MARW led for 34:29. Game was tied for 01:12.

Score tied - 0 times.
Lead changed - 1 time.

Dec. 18 at Clemson L, 68-54

Dec. 22 vs. Towson L, 76-69

Official Basketball Box Score -- Game Totals -- Final Statistics
Marshall vs Clemson
12/18/18 12 p.m. at Littlejohn Coliseum (Clemson, S.C.)**Marshall 54 • 5-6**

| # | Player | Total | | 3-Ptr | Rebounds | | | | | PF | TP | A | TO | Blk | Stl | Min |
|---|--------------------|-------|-------|--------|----------|-----|-----|----|----|----|----|----|----|-----|-----|-----|
| | | FG-GA | FG-GA | FT-FTA | Off | Def | Tot | | | | | | | | | |
| 10 | SAINTIGENE, Ashley | f | 0-3 | 0-0 | 0-0 | 0 | 2 | 2 | 3 | 0 | 1 | 1 | 0 | 0 | 21 | |
| 22 | BROOKS, Khadajia | f | 3-7 | 2-5 | 0-0 | 1 | 8 | 9 | 3 | 8 | 0 | 5 | 1 | 2 | 26 | |
| 11 | PORTER, Taylor | f | 4-7 | 3-6 | 1-2 | 0 | 1 | 1 | 4 | 12 | 1 | 2 | 0 | 0 | 21 | |
| 14 | GORE, Shayna | f | 8-17 | 3-9 | 5-7 | 0 | 3 | 3 | 3 | 24 | 3 | 6 | 0 | 2 | 40 | |
| 23 | MAYO, Kristen | f | 0-5 | 0-4 | 0-0 | 0 | 3 | 3 | 3 | 0 | 2 | 5 | 0 | 2 | 24 | |
| 00 | SIVILS, Kia | f | 1-3 | 0-0 | 0-0 | 2 | 0 | 2 | 1 | 2 | 0 | 1 | 0 | 0 | 13 | |
| 15 | DRIVER, Tana | f | 2-3 | 0-1 | 0-0 | 0 | 2 | 2 | 2 | 4 | 1 | 3 | 0 | 0 | 21 | |
| 20 | PEARSON, Taylor | f | 1-3 | 0-0 | 0-0 | 1 | 4 | 5 | 0 | 2 | 0 | 0 | 0 | 0 | 15 | |
| 34 | ROPER, Lorelei | f | 1-2 | 0-0 | 0-0 | 0 | 3 | 3 | 3 | 2 | 0 | 1 | 1 | 1 | 19 | |
| | Team | | | | | 5 | 2 | 7 | | | | 1 | | | | |
| Totals | | | 20-50 | 8-25 | 6-9 | 9 | 28 | 37 | 22 | 54 | 8 | 25 | 2 | 7 | 200 | |
| 1st- FG-%: 6-10 60.0% 2nd- 5-17 29.4% 3rd- 7-13 53.8% 4th- 2-10 20.0% Game: 20-50 40.0% Deadball Rebounds 0,1 | | | | | | | | | | | | | | | | |
| 3FG %: 3-6 50.0% 2-9 22.2% 2-4 50.0% 1-6 16.7% 8-25 32.0% | | | | | | | | | | | | | | | | |
| FT %: 1-3 33.3% 1-1 100.0% 2-2 100.0% 2-3 66.7% 6-9 66.7% | | | | | | | | | | | | | | | | |

Dec. 29 vs. Delaware State W, 75-63

Official Basketball Box Score -- Game Totals -- Final Statistics

Delaware State vs Marshall
12/29/18 1 p.m. ET at Huntington, W.Va. (Cam Henderson Center)

Delaware State 63 • 2-8

| # | Player | Total | | 3-Ptr | | Rebounds | | | PF | TP | A | | TO | Blk | Stl | Min |
|-------------|---------------------|---------|--------|-----------|--------|-----------|-------|-----------|-------|-------------|-------|----------|----|-----|-----|-----|
| | | FG-FGA | FG-FGA | FT-FTA | FT-FTA | Off | Def | Tot | | | | | | | | |
| 02 | GALLOWAY, Tylea | * 1-2 | 0-0 | 1-2 | 1-2 | 0 | 9 | 9 | 1 | 3 | 4 | 0 | 1 | 1 | 1 | 33 |
| 21 | BARBER, Keke | * 3-11 | 3-10 | 1-3 | 1-3 | 0 | 1 | 1 | 3 | 10 | 1 | 4 | 1 | 2 | 4 | 40 |
| 22 | POLLARD, Najai | * 11-21 | 3-3 | 5-10 | 5-10 | 10 | 4 | 14 | 2 | 30 | 2 | 5 | 4 | 1 | 1 | 38 |
| 32 | SHARPE, Alycea | * 0-3 | 0-1 | 2-2 | 2-2 | 0 | 5 | 5 | 4 | 2 | 0 | 1 | 0 | 0 | 15 | 15 |
| 34 | ASHE, Lanayjha | * 3-14 | 1-5 | 2-4 | 2-4 | 2 | 2 | 4 | 3 | 9 | 3 | 8 | 1 | 0 | 40 | 40 |
| 01 | REGALADO, Shonny | 3-9 | 1-4 | 2-2 | 2-2 | 0 | 5 | 5 | 4 | 9 | 4 | 0 | 0 | 2 | 34 | 34 |
| 30 | BIRCH-SMITH, Elayna | 0-0 | 0-0 | 0-0 | 0-0 | 0 | 0 | 0 | 1 | 0 | 0 | 0 | 0 | 0 | 0+ | 0+ |
| Team | | | | | | 2 | 2 | 4 | | | | | | | | |
| Totals | | 21-60 | 8-23 | 13-23 | 13-23 | 14 | 28 | 42 | 18 | 63 | 14 | 18 | 7 | 6 | 200 | 200 |
| 1st - FG %: | | 5-16 | 31.3% | 2nd: 3-13 | 23.1% | 3rd: 6-17 | 35.3% | 4th: 7-14 | 50.0% | Game: 21-60 | 35.0% | Deadball | | | | |
| 3FG %: | | 1-5 | 20.0% | 2-9 | 22.2% | 2-4 | 50.0% | 3-5 | 60.0% | 8-23 | 34.8% | Rebounds | | | | |
| FT %: | | 3-4 | 75.0% | 0-0 | 0.0% | 7-11 | 63.6% | 3-8 | 37.5% | 13-23 | 56.5% | 6 | | | | |

Marshall 75 • 6-7

| # | Player | Total | | 3-Ptr | | Rebounds | | | PF | TP | A | | TO | Blk | Stl | Min |
|-------------|--------------------|--------|--------|-----------|--------|-----------|-------|-----------|-------|-------------|-------|----------|----|-----|-----|-----|
| | | FG-FGA | FG-FGA | FT-FTA | FT-FTA | Off | Def | Tot | | | | | | | | |
| 10 | SAINTIGENE, Ashley | * 5-7 | 0-0 | 0-1 | 0-1 | 3 | 1 | 4 | 2 | 10 | 0 | 1 | 0 | 0 | 18 | 18 |
| 11 | PORTER, Taylor | * 0-6 | 0-4 | 3-4 | 3-4 | 1 | 2 | 3 | 5 | 3 | 3 | 2 | 0 | 0 | 19 | 19 |
| 14 | GORE, Shayna | * 7-18 | 1-6 | 1-2 | 1-2 | 2 | 4 | 6 | 1 | 16 | 2 | 2 | 0 | 2 | 33 | 33 |
| 22 | BROOKS, Khadajia | * 6-15 | 1-7 | 0-0 | 0-0 | 4 | 5 | 9 | 1 | 13 | 3 | 0 | 2 | 0 | 28 | 28 |
| 23 | MAYO, Kristen | * 4-9 | 1-4 | 0-0 | 0-0 | 1 | 4 | 5 | 2 | 9 | 4 | 2 | 0 | 3 | 30 | 30 |
| 00 | SIVILS, Kia | 3-4 | 1-1 | 2-2 | 2-2 | 3 | 2 | 5 | 3 | 9 | 1 | 1 | 0 | 1 | 21 | 21 |
| 01 | VUCETIC, Jovana | 0-0 | 0-0 | 0-0 | 0-0 | 0 | 0 | 0 | 0 | 0 | 0 | 0 | 0 | 0 | 0+ | 0+ |
| 05 | CLEMONS, Princess | 0-3 | 0-1 | 3-4 | 3-4 | 3 | 1 | 4 | 1 | 3 | 0 | 1 | 0 | 0 | 9 | 9 |
| 15 | DRIVER, Tana | 0-1 | 0-1 | 0-2 | 0-2 | 0 | 1 | 1 | 0 | 0 | 0 | 0 | 0 | 0 | 1 | 1 |
| 20 | PEARSON, Taylor | 5-9 | 0-2 | 0-3 | 0-3 | 3 | 3 | 6 | 3 | 10 | 1 | 1 | 0 | 2 | 21 | 21 |
| 21 | TONEY, Brianna | 0-1 | 0-1 | 0-0 | 0-0 | 0 | 2 | 2 | 0 | 0 | 0 | 0 | 0 | 0 | 5 | 5 |
| 34 | ROPER, Lorelei | 0-3 | 0-0 | 2-2 | 2-2 | 1 | 1 | 2 | 3 | 2 | 0 | 3 | 0 | 0 | 15 | 15 |
| Team | | | | | | 4 | 3 | 7 | | | | | | | | |
| Totals | | 30-76 | 4-27 | 11-20 | 11-20 | 25 | 29 | 54 | 21 | 75 | 14 | 13 | 2 | 8 | 200 | 200 |
| 1st - FG %: | | 7-17 | 41.2% | 2nd: 9-19 | 47.4% | 3rd: 9-22 | 40.9% | 4th: 5-18 | 27.8% | Game: 30-76 | 39.5% | Deadball | | | | |
| 3FG %: | | 2-7 | 28.6% | 0-4 | 0.0% | 2-8 | 25.0% | 0-8 | 0.0% | 4-27 | 14.8% | Rebounds | | | | |
| FT %: | | 3-4 | 75.0% | 2-7 | 28.6% | 3-5 | 60.0% | 3-4 | 75.0% | 11-20 | 55.0% | 2 | | | | |

Officials: Brad Maxey, Marla Gearhart, Molly Caldwell

Technical fouls: Delaware State-None, Marshall-None.

Attendance: 619

MAR: #11 Porter fouled out with 2:38 left in the 4th.

| Score by periods | 1st | 2nd | 3rd | 4th | Total |
|------------------|-----|-----|-----|-----|-------|
| Delaware State | 14 | 8 | 21 | 20 | 63 |
| Marshall | 19 | 20 | 23 | 13 | 75 |

| Points | In | Off | 2nd | Fast | Bench |
|--------|----|-----|-----|------|-------|
| DSUW | 20 | 8 | 20 | 2 | 9 |
| MARW | 48 | 25 | 20 | 10 | 24 |

Last FG - DSUW 4th-00:01, MARW 4th-00:48.

Largest lead - DSUW None, MARW by 27 3rd-04:14.

DSUW led for 00:00. MARW led for 39:46. Game was tied for 00:14.

Score tied - 0 times.

Lead changed - 0 times.

Jan. 5 vs. Charlotte W, 63-62

Official Basketball Box Score -- Game Totals -- Final Statistics

Charlotte vs MARSHALL

1/5/19 1 p.m. at Huntington, W.Va. (Cam Henderson Center)

Charlotte 62 • 8-6, 0-2 C-USA

| # | Player | Total | | 3-Ptr | | Rebounds | | | PF | TP | A | | TO | Blk | Stl | Min |
|-------------|----------------------|--------|--------|-----------|--------|-----------|-------|-----------|-------|-------------|-------|----------|----|-----|-----|-----|
| | | FG-FGA | FG-FGA | FT-FTA | FT-FTA | Off | Def | Tot | | | | | | | | |
| 45 | BROWN, Ka'Neeshia | f 0-2 | 0-0 | 0-0 | 0-0 | 4 | 2 | 6 | 1 | 0 | 0 | 0 | 1 | 0 | 9 | 9 |
| 03 | LINNEY, Mariah | g 5-10 | 3-7 | 0-0 | 0-0 | 0 | 4 | 4 | 1 | 13 | 4 | 1 | 0 | 0 | 38 | 38 |
| 04 | RAVENTÓS, Laia | g 7-15 | 3-7 | 2-2 | 2-2 | 0 | 4 | 4 | 0 | 19 | 7 | 5 | 1 | 3 | 38 | 38 |
| 05 | PHILLIPS, Jade | g 7-14 | 0-2 | 1-2 | 1-2 | 1 | 5 | 6 | 3 | 15 | 1 | 5 | 0 | 0 | 30 | 30 |
| 13 | JETT-WILSON, Octavia | g 4-8 | 3-4 | 0-0 | 0-0 | 1 | 4 | 5 | 1 | 11 | 5 | 1 | 0 | 2 | 32 | 32 |
| 14 | MOORE, Maddie | 0-1 | 0-0 | 0-0 | 0-0 | 0 | 1 | 1 | 2 | 0 | 0 | 0 | 1 | 0 | 10 | 10 |
| 15 | McMILLIAN, Jada | 0-0 | 0-0 | 0-0 | 0-0 | 0 | 3 | 3 | 1 | 0 | 0 | 2 | 0 | 0 | 15 | 15 |
| 22 | HARLEY, Lauren | 2-7 | 0-0 | 0-2 | 0-2 | 1 | 3 | 4 | 3 | 4 | 1 | 3 | 0 | 1 | 28 | 28 |
| Team | | | | | | 1 | 5 | 6 | | | | | | | | |
| Totals | | 25-57 | 9-20 | 3-6 | 3-6 | 8 | 31 | 39 | 12 | 62 | 18 | 17 | 3 | 6 | 200 | 200 |
| 1st - FG %: | | 7-17 | 41.2% | 2nd: 4-12 | 33.3% | 3rd: 6-13 | 46.2% | 4th: 8-15 | 53.3% | Game: 25-57 | 43.9% | Deadball | | | | |
| 3FG %: | | 5-10 | 50.0% | 2-5 | 40.0% | 1-2 | 50.0% | 1-3 | 33.3% | 9-20 | 45.0% | Rebounds | | | | |
| FT %: | | 0-0 | 0.0% | 2-2 | 100.0% | 1-4 | 25.0% | 0-0 | 0.0% | 3-6 | 50.0% | 2 | | | | |

MARSHALL 63 • 8-7, 2-0 C-USA

| # | Player | Total | | 3-Ptr | | Rebounds | | | PF | TP | A | | TO | Blk | Stl | Min |
|-------------|-------------------|--------|--------|-----------|--------|-----------|--------|-----------|-------|-------------|-------|----------|----|-----|-----|-----|
| | | FG-FGA | FG-FGA | FT-FTA | FT-FTA | Off | Def | Tot | | | | | | | | |
| 20 | PEARSON, Taylor | f 3-5 | 0-0 | 0-0 | 0-0 | 0 | 3 | 3 | 1 | 6 | 0 | 2 | 0 | 2 | 26 | 26 |
| 22 | BROOKS, Khadajia | f 4-12 | 0-2 | 3-4 | 3-4 | 1 | 2 | 3 | 3 | 11 | 1 | 0 | 1 | 1 | 21 | 21 |
| 11 | PORTER, Taylor | g 3-7 | 3-3 | 0-0 | 0-0 | 1 | 1 | 2 | 1 | 9 | 2 | 1 | 0 | 1 | 37 | 37 |
| 14 | GORE, Shayna | g 7-14 | 4-7 | 0-0 | 0-0 | 0 | 3 | 3 | 0 | 18 | 1 | 4 | 0 | 1 | 29 | 29 |
| 23 | MAYO, Kristen | g 2-6 | 1-5 | 0-0 | 0-0 | 0 | 4 | 4 | 1 | 5 | 2 | 1 | 0 | 1 | 28 | 28 |
| 00 | SIVILS, Kia | 3-5 | 0-0 | 2-3 | 2-3 | 4 | 4 | 8 | 2 | 8 | 2 | 0 | 0 | 0 | 26 | 26 |
| 05 | CLEMONS, Princess | 1-5 | 0-1 | 0-0 | 0-0 | 0 | 3 | 3 | 0 | 2 | 3 | 1 | 0 | 2 | 15 | 15 |
| 21 | TONEY, Brianna | 0-1 | 0-0 | 0-0 | 0-0 | 0 | 0 | 0 | 1 | 0 | 0 | 0 | 0 | 0 | 4 | 4 |
| 34 | ROPER, Lorelei | 2-7 | 0-0 | 0-0 | 0-0 | 2 | 4 | 6 | 1 | 4 | 1 | 1 | 0 | 0 | 14 | 14 |
| Team | | | | | | 0 | 1 | 1 | | | | | | | | |
| Totals | | 25-62 | 8-18 | 5-7 | 5-7 | 8 | 25 | 33 | 10 | 63 | 12 | 11 | 1 | 8 | 200 | 200 |
| 1st - FG %: | | 5-18 | 27.8% | 2nd: 7-15 | 46.7% | 3rd: 6-14 | 42.9% | 4th: 7-15 | 46.7% | Game: 25-62 | 40.3% | Deadball | | | | |
| 3FG %: | | 2-6 | 33.3% | 2-7 | 28.6% | 2-2 | 100.0% | 2-3 | 66.7% | 8-18 | 44.4% | Rebounds | | | | |
| FT %: | | 3-4 | 75.0% | 0-0 | 0.0% | 0-0 | 0.0% | 0-0 | 0.0% | 5-7 | 71.4% | 0 | | | | |

Officials: Kevin Pethel, Michael McConnell, Jennifer Rezac

Technical fouls: Charlotte-None, MARSHALL-None.

Attendance: 738

| Score by periods | 1st | 2nd | 3rd | 4th | Total |
|------------------|-----|-----|-----|-----|-------|
| Charlotte | 19 | 12 | 14 | 17 | 62 |
| MARSHALL | 15 | 16 | 14 | 18 | 63 |

| Points | In | Off | 2nd | Fast | Bench |
|--------|----|-----|-----|------|-------|
| CHA | 24 | 11 | 2 | 6 | 4 |
| MARW | 30 | 12 | 7 | 2 | 14 |

Last FG - CHA 4th-00:08, MARW 4th-00:02.

Largest lead - CHA by 8 1st-01:20, MARW by 4 3rd-06:55.

CHA led for 17:22. MARW led for 07:06. Game was tied for 18:13.

Score tied - 13 times.

Lead changed - 11 times.

Jan. 3 vs. Old Dominion W, 57-48

Official Basketball Box Score -- Game Totals -- Final Statistics

Old Dominion vs MARSHALL

1/3/19 6 p.m. at Huntington, W.Va. (Cam Henderson Center)

Old Dominion 48 • 9-4, 0-1 C-USA

| # | Player | Total | | 3-Ptr | | Rebounds | | | PF | TP | A TO Blk Stl | | | | Min |
|--------|------------------|--------|--------|--------|-----|----------|-----|----|----|----|--------------|---|---|-----|-----|
| | | FG-FGA | FG-FGA | FT-FTA | Off | Def | Tot | | | | | | | | |
| 03 | WAYNE, Ajah | * 4-13 | 1-2 | 5-6 | 2 | 6 | 8 | 2 | 14 | 0 | 2 | 0 | 2 | 30 | |
| 05 | MORRIS, Victoria | * 3-11 | 1-6 | 1-2 | 1 | 1 | 2 | 5 | 8 | 0 | 2 | 1 | 0 | 26 | |
| 11 | EDWARDS, Taylor | * 3-7 | 0-2 | 2-6 | 3 | 5 | 8 | 3 | 8 | 3 | 8 | 0 | 2 | 34 | |
| 20 | ROBINSON, Maggie | * 0-3 | 0-2 | 1-2 | 0 | 0 | 0 | 1 | 1 | 0 | 1 | 0 | 0 | 15 | |
| 23 | YOUNG, Amari | * 2-4 | 0-0 | 0-0 | 3 | 9 | 12 | 3 | 4 | 0 | 4 | 0 | 2 | 23 | |
| 00 | JERNIGAN, Ann | 0-1 | 0-0 | 0-0 | 0 | 0 | 0 | 1 | 0 | 1 | 0 | 0 | 1 | 5 | |
| 01 | ADAMS, Mariah | 1-5 | 0-4 | 0-0 | 1 | 3 | 4 | 2 | 2 | 2 | 3 | 0 | 0 | 30 | |
| 04 | HUDSON, Aziah | 3-7 | 3-6 | 2-2 | 0 | 0 | 0 | 1 | 11 | 0 | 1 | 0 | 2 | 25 | |
| 14 | CARTER, Dejah | 0-0 | 0-0 | 0-0 | 3 | 2 | 5 | 1 | 0 | 0 | 1 | 2 | 0 | 10 | |
| 25 | SCOTT, Ashley | 0-0 | 0-0 | 0-0 | 0 | 1 | 1 | 1 | 0 | 0 | 1 | 0 | 0 | 2 | |
| | Team | | | | 1 | 3 | 4 | | | | | | | | |
| Totals | | 16-51 | 5-22 | 11-18 | 14 | 30 | 44 | 20 | 48 | 6 | 23 | 3 | 9 | 200 | |

| 2018-19 TRENDS | |
|----------------------------------|-----|
| Home | 8-2 |
| Away | 0-5 |
| Neutral | 0-0 |
| Leading at half | 6-3 |
| Trailing at half | 1-4 |
| Tied at half | 1-0 |
| Overtime game | 1-0 |
| C-USA Home Game | 2-0 |
| C-USA Road Game | 0-0 |
| C-USA Tournament | 0-0 |
| Non- C-USA Home Game | 6-2 |
| Non- C-USA Road Game | 0-5 |
| Non- C-USA Neutral Game | 0-0 |
| vs. Ranked Opponents | 0-0 |
| vs. Unranked Opponents | 8-7 |
| Leading-5 min. left | 6-1 |
| Trailing-5 min. left | 1-6 |
| Score tied-5 min. left | 1-0 |
| Herd outrebounds opp. | 4-0 |
| Herd outrebounded by opp. | 4-7 |
| Team rebounds are even | 0-0 |
| Herd scores more points in paint | 6-0 |
| Opp. scores more points in paint | 2-6 |
| Points in paint is even | 0-1 |
| Herd shoots 50% from floor | 0-0 |
| Herd shoots <50% from floor | 8-7 |
| Opp. shoots 50% from floor | 0-1 |
| Opp. shoots <50% from floor | 8-6 |
| Herd makes more FTs | 7-1 |
| Opp. makes more FTs | 1-5 |
| FTs are even | 0-1 |
| Herd has more TOs | 1-4 |
| Opp. has more TOs | 6-1 |
| TOs are even | 1-2 |
| Herd scores 60 points or less | 1-5 |
| Herd scores 61-69 points | 1-1 |
| Herd scores 70-79 points | 2-1 |
| Herd scores 80-89 points | 4-0 |
| Herd scores 90 points or more | 0-0 |
| Opp. scores 60 points or less | 3-1 |
| Opp. scores 61-69 points | 5-3 |
| Opp. scores 70-79 points | 0-2 |
| Opp. scores 80-89 points | 0-0 |
| Opp. scores 90 points or more | 0-1 |
| Two or less score 10+ | 1-5 |
| Three or more score 10+ | 7-2 |
| On Monday | 0-0 |
| On Tuesday | 1-3 |
| On Wednesday | 0-1 |
| On Thursday | 2-0 |
| On Friday | 0-0 |
| On Saturday | 5-2 |
| On Sunday | 0-1 |
| In November | 2-4 |
| In December | 4-3 |
| In January | 2-0 |
| In February | 0-0 |
| In March | 0-0 |
| Game decided by 5 pts or less | 1-0 |
| Game decided by 6-10 pts | 2-3 |
| Game decided by 11-20 pts | 1-2 |
| Game decided by 21 pts or more | 4-2 |

| THE LAST TIME... | |
|---|---|
| Scored 100 Points..... | vs. Kentucky Christian, 12/18/17 (W, 111-38) |
| Allowed 100 Points..... | at Morehead State, 11/13/15 (W, 104-101) |
| Scored 50 or Fewer Points..... | at Wisconsin, 12/4/18 (L, 67-49) |
| Scored 40 or Fewer Points..... | at No. 22 Kentucky, 11/26/17 (L, 69-39) |
| Allowed 40 or Fewer Points..... | 29, vs. Bluefield State, 11/20/18 (W, 82-29) |
| Scored 50 Points in a Half..... | 50 2nd H vs. Coppin State, 12/1/18 (W, 88-67) |
| Allowed 50 Points in a Half..... | 56, 1st H at Bowling Green, 11/13/18 (L, 99-76) |
| Scored 20 or Fewer Points in a Half..... | 16, 1st H at Rice, 2/22/18 (L, 87-44) |
| Allowed 16-20 Points in a Half..... | 19, 1st H vs. Bluefield State, 11/20/18 (W, 82-29) |
| Allowed 15 or Fewer Points in a Half..... | 13, 1st H vs. Old Dominion, 1/3/19 (W, 57-48) |
| Scored 30+ Points in a Quarter..... | 32, 4th Q vs. Old Dominion, 2/23/16 (L, 94-85) |
| Allowed 30+ Points in a Quarter..... | 30, 2nd Q at Bowling Green, 11/13/18 (L, 99-76) |
| Scored 10 or Fewer Points in a Quarter..... | 10, 2nd Q vs. Charlotte, 1/3/19 (W, 57-48) |
| Allowed 10 or Fewer Points in a Quarter..... | 6, 2nd Q vs. Charlotte, 1/23/19 (W, 57-48) |
| Made 40+ Field Goals..... | 46 vs. Kentucky Christian, 12/18/17 (W, 111-38) |
| Allowed 40+ Field Goals..... | 41, at Charlotte, 1/7/17 (L, 93-77) |
| Shot 60% From the Field..... | 62.5% (55-88) vs. Maine Fort Kent, 12/20/16 (W, 136-62) |
| Shot 85% From the Foul Line*..... | 89.5% (17-19) vs. UTSA, 2/8/18 (L, 72-59) |
| Shot 90% From the Foul Line*..... | 93.8% (15-16) vs. MTSU, 1/26/18 (L, 73-57) |
| Shot 100% From the Foul Line *..... | 100.0% (11-11) at North Texas, 2/24/18 (W, 62-54) |
| Opponent Shot <20% From Field..... | 19.3%, vs. Bluefield College, 12/11/16 (W, 77-35) |
| Made 10-14 3-Pointers..... | 12 vs. Cleveland State, 12/8/18 (W, 86-64) |
| Made 15+ 3-Pointers..... | 16 vs. Coppin State, 12/1/18 (W, 88-67) |
| Shot 50% From Three..... | 16-of-32 (50 %) vs. Coppin State, 12/1/18 (W, 88-67) |
| Allowed 10+ 3-Pointers..... | 12 vs. Evansville, 11/29/18 (W, 72-65 OT) |
| Did Not Make a 3-Point FG..... | vs. George Washington, 12/2/10 (W, 64-61 2OT) |
| Did Not Attempt a 3-Point FG..... | vs. Wright State, 12/19/06 (W, 62-54) |
| Played an Overtime Game..... | vs. Evansville, 11/29/18 (W, 72-65 OT) |
| Won an Overtime Game..... | vs. Evansville, 11/29/18 (W, 72-65 OT) |
| Played a Ranked Team..... | at No. 22 Kentucky, 11/26/17 (L, 69-39) |
| Had 40-49 Rebounds..... | 40 vs. Towson, 12/22/18 (L, 76-69) |
| Had 50-59 Rebounds..... | 54 vs. Delaware State, 12/29/18 (W, 75-63) |
| Had 60+ Rebounds..... | 63 vs. Evansville, 11/29/18 (W, 72-65 OT) |
| Had Fewer than 30 Rebounds..... | 26 at Bowling Green, 11/13/18 (L, 99-76) |
| Allowed 50 Rebounds..... | 68 at Wisconsin, 12/4/18 (L, 67-49) |
| Allowed Fewer Than 25 Rebounds..... | 17 vs. Kentucky Christian, 12/18/17 (W, 111-38) |
| Had 20 Assists..... | 22 vs. Tennessee State, 12/15/18 (W, 80-59) |
| Had 10 or Fewer Turnovers..... | 8 vs. FIU, 1/28/18 (W, 78-75) |
| Had 25 or More Turnovers..... | 25 at Clemson, 12/18/18 (L, 68-54) |
| Forced 25 or More Turnovers..... | 25 vs. Tennessee State, 12/15/18 (W, 80-59) |
| Had 5-9 Blocks..... | 8 vs. Cleveland State, 12/4/18 (L, 67-49) |
| Had 10+ Blocks..... | 10 vs. Towson, 12/22/18 (L, 76-69) |
| Had 15 Steals..... | 16 vs. Tennessee State, 12/15/18 (W, 80-59) |
| Had Six or More Players in Double Figures..... | vs. Maine Fort Kent, 12/20/16 (W, 136-62) |
| | Gore-25, Brooks-22, Hamilton-22, Saintigene-18, Akers-14, Alexander-13 |
| Had Five Players in Double Figures..... | vs. Bluefield College, 12/11/16 (W, 77-35) |
| | Shayna Gore-18, Talequia Hamilton-14, Kiana Evans-12, McKenzie Akers-10, Asheika Alexander-10 |
| Had Four Players in Double Figures..... | vs. Delaware State, 12/29/18 (W, 75-63) |
| | Shayna Gore-16, Khadaijia Brooks-13, Ashley Saintigene-10, Taylor Pearson-10 |
| Had Two Score 20+ Points..... | vs. Cleveland State, 12/8/18 (W, 86-64) |
| | Taylor Porter-22, Shayna Gore-20 |
| Had No Players in Double Figures..... | at Middle Tennessee, 2/19/14 (L, 75-36) |
| Had Two or More Players with a Double-Double..... | vs. Evansville, 11/28/18 (W, 72-65 OT) |
| | Khadaijia Brooks (19pts & 13rebs.) & Taylor Pearson (12 rebs. & 10pts) |
| Had Two Players with 10+ Rebs..... | vs. Ohio, 11/22/17 (L, 54-52) |
| | Asheika Alexander-14, Talequia Hamilton-10 |
| Had Three or More Players with 10+ Rebs..... | vs. Evansville, 11/29/18 (W, 72-65 OT) |
| | Khadaijia Brooks-13, Taylor Pearson-12, Ashley Saintigene-11 |
| No opposing players scored in double figures..... | vs. Bluefield State, 11/20/18 (W, 82-29) |
| Opposing starting five all in double figures..... | vs. Charlotte, 2/25/17 (L, 89-75) |
| Allowed 40+ bench points..... | 40 at FAU, 1/5/18 (L, 79-59) |
| * Minimum of 5 free throws for free throw percentages | |

THE LAST TIME CONTINUED...

A MARSHALL PLAYER...

Scored 20-29 PointsShayna Gore (24) at Clemson, 12/18/18 (L, 68-54)
 Scored 30-39 PointsShayna Gore (34) at Bowling Green, 11/13/18 (L, 99-76)
 Scored 40+ PointsKristina Behnfeldt (40) vs. Ohio, 2/10/99 (L, 74-72)
 Had 15-19 ReboundsAshley Saintigene (16) vs. Longwood, 11/10/17 (W, 90-45)
 Had 20+ ReboundsCatie Knable (21) vs. Bowling Green, 2/16/02 (W, 56-43)
 Had 10 AssistsNorrisha Victrum (11) at Morehead State, 11/13/15 (W, 104-101)
 Had 5-9 BlocksAshley Saintigene (6) vs. Towson, 12/22/18 (L, 76-69)
 Had 10 BlocksSharon Deal (12) vs. Youngstown St, 3/4/89 (W, 63-59)
 Had 5-9 StealsKia Sivils (5) at Appalachian State, 11/25/18 (L, 74-52)
 Had 10 StealsStephanie Wine (14) vs. Western Carolina, 1/23/95 (W, 72-69)
 Had a Double-Doublevs. Evansville, 11/29/18 (W, 72-65)
Khadaijia Brooks (19pts & 13rebs.) & Taylor Pearson (12 rebs. & 10pts)
 Made 6-7 3-pointersTaylor Porter (6-for-9) vs. Cleveland State, 12/8/18 (W, 86-64)
 Made 8+ 3-pointersShayna Gore (8) at Charlotte, 2/2/18 (L, 67-61)

AN OPPOSING PLAYER...

Scored 20-29 PointsQierra Murray (20) of Towson, 12/22/18 (L, 76-69)
 Scored 30-39 PointsNajai Pollard (30) of Delaware State, 12/29/18 (W, 75-63)
 Scored 40+ PointsJennie Simms (43) of ODU, 1/1/17 (L, 73-69)
 Had 15 ReboundsBayley Plummer (21) of Appalachian State, 11/25/18 (L, 74-52)
 Had 10 AssistsKendall Noble (10) of WKU, 2/11/17 (L, 78-64)
 Had 5 BlocksJaneen Camp (6) of Towson, 12/22/18 (L, 76-69)
 Had 5 StealsSimone Westbrook (5) of Clemson, 12/18/18 (L, 68-54)
 Had a Double-DoubleNajai Pollard (30 pts., 14 rbs.) of Delaware State, 12/29/18 (W, 75-63)
 Had Two Players with a Double-DoubleWKU, 2/17/18 (L, 77-50)
Ivy Brown (26 pts. & 10 rbs.) & Raneem Elgedawy (12 pts. & 10 rbs.)
 Had a Triple-DoubleKendall Noble (17 pts., 11 rbs., 10 ast.) of WKU, 3/10/16 (W, 66-63)
 Made 6-7 3-pointersMarley Miller (6-of-8) of Evansville, 11/29/18 (W, 72-65 OT)
 Made 8+ 3-pointersMorgan McMillen (8-of-11) of Bowling Green, 11/13/18 (L, 99-76)

MARSHALL'S LARGEST IN 2018-19

| | |
|-------------------------|--|
| Lead | 53, vs. Bluefield State (W, 82-29) |
| Deficit | 27, at BGSU & App. State (both losses) |
| Margin of Victory | 53, vs. Bluefield State (W, 82-29) |
| Margin of Defeat | 23, at Bowling Green (L, 99-76) |
| Halftime Lead | 28, 47-19 vs. Bluefield State (W, 82-29) |
| Halftime Deficit | 22, 56-34 at Bowling Green (L, 99-76) |
| Deficit in Win | 8, 19-11 1st Q vs. Charlotte (W, 63-62) |
| Lead in Loss | 12, vs. Towson (L, 76-69) |
| Halftime Deficit in Win | 1, 29-28 vs. Evansville (W, 72-65 OT) |
| Halftime Lead in Loss | 12, 39-27 vs. Towson (L, 76-69) |

DOUBLE-DOUBLES IN 2018-19

| | |
|------------------|------------------------------|
| Khadaijia Brooks | 2 (Indiana St. & Evansville) |
| Taylor Pearson | 1 (Evansville) |

LED (TIED) THE TEAM IN...

| | Pts. | Rebs. | Asts. | Blks. | Stls. |
|---------------|------|-------|-------|-------|-------|
| 0 Sivils | - | 1 | 2 | 1 | 4 |
| 1 Vucetic | - | - | - | - | - |
| 2 Fraley | - | - | - | - | - |
| 5 Clemons | - | 4 | 1 | 1 | 2 |
| 10 Saintigene | - | - | - | 5 | - |
| 11 Porter | 3 | 4 | - | 1 | 3 |
| 14 Gore | 9 | - | 6 | 2 | 7 |
| 15 Driver | - | - | 1 | - | - |
| 20 Pearson | 1 | - | 1 | - | 3 |
| 21 Toney | - | - | - | 1 | - |
| 22 Brooks | 3 | 7 | - | 9 | 2 |
| 23 Mayo | 1 | 1 | 7 | - | 6 |
| 33 Adkins | - | - | - | - | - |
| 34 Roper | - | 1 | - | 3 | - |





HEAD COACH TONY KEMPER

2nd season • @CoachTonyKemper
Record: 17-27 (.386)



Fort Hays State '01

Marshall Director of Athletics Mike Hamrick has elevated associate head coach Tony Kemper to head women's basketball coach, the department announced Friday, March 17, 2017.

Kemper has been with the Thundering Herd for seven seasons and now second as the head coach and his record coming into 2018-19 is 9-20.

During his time at Marshall, Kemper has assisted in rebuilding a program that progressively increased its win total over the first four seasons - from 9 to 11 to 17 to 21 wins in the 2015-16 season. That 2015-16 win total was the most for Thundering Herd Women's Basketball in 29 seasons and, for the first time in school history, yielded a first-team All-Conference USA student-athlete for Marshall in Leah Scott.

He helped lead Marshall to two of only three postseason berths in the program's NCAA history, including its first postseason win in 2014-15 (WBI) and WNIT berth in 2015-16.

Kemper has also been heavily involved in the Thundering Herd's recruiting and academic success, helping sign the 34th-ranked class in 2017 and its group in 2015, which came in 52nd.

In the classroom, the program has placed 28 members on the Conference USA Commissioner's Honor Roll (3.0 cumulative GPA or better) and three more were given the Commissioner's Academic Medal (3.75).

Kemper came to Marshall from Central Arkansas, where he coached with now-former Marshall head coach Matt Daniel for three seasons.

"I am very appreciative and excited for the opportunity to lead the women's basketball program at Marshall," said Kemper. "I want to thank our President, Dr. Jerry Gilbert, Mike Hamrick and (Senior Women's Administrator) Beatrice Crane Banford for trusting in my ability to continue the progress our program made under Coach Daniel."

"It is such a privilege to continue working with student-athletes who I have had a hand in recruiting to Huntington, a community that my family values greatly. There are many good people and players here now, and also on the way, who can help make us a consistent winner."

At UCA, Kemper helped the Sugar Bears to their first Division I conference title and three seasons of at least 21 wins.

His tutelage of inside players helped gain two Southland Player of the Year honors and a Defensive Player of the Year.

Before joining the women's staff, Kemper served as an assistant coach for the Central Arkansas men's basketball program for four years.

Two professional players emerged from UCA during those seasons -- the leading scorer in Portugal's Proliga pro league in 2011, Nate Bowie, and professional center Durell Nevels.

Prior to UCA, Kemper was an assistant coach at Hutchinson (Kansas) Community College - one of the nation's most successful junior college programs.

At Hutchinson, he oversaw day-to-day operations and directed the Blue Dragons' strength and conditioning efforts while also serving as a mathematics and physical education instructor.

The Logan, Kansas, native also held the head coaching spot at Quivira Heights High School in Bushton in 2003-04, guiding QHHS to a No. 1 seed to the regional tournament.

His coaching career began in 2002-03 as an assistant at Hill City (Kansas) High School.

"The best person for this job is Tony Kemper," said Hamrick. "He is a man of character who has been instrumental in the program's growth over the past five seasons. Marshall Women's Basketball will be in good hands under his leadership."

Kemper received a bachelor's degree in finance from Fort Hays State University in 2001 and a BBA in Business Education in 2003. He also earned a master's degree in organizational leadership from Fort Hays in 2008.

Kemper and his wife Sandra, a professor at Marshall in the Communications Disorders Department, live in Huntington with sons Brayden and Landry and daughter Jolie.



0 KIA SIVILS

| Career Superlatives | | |
|---------------------|------|------|
| | Sea. | Car. |
| 10+ Pts: | 1 | 1 |
| 20+ Pts: | 0 | 0 |
| 5+ Rebs: | 4 | 4 |
| 10+ Rebs: | 0 | 0 |
| 5+ Asts: | 0 | 0 |
| 2+ Blks: | 0 | 0 |
| 2+ Stls: | 6 | 6 |
| Double-D: | 0 | 0 |

2018-19 Marshall Women's Basketball MARSHALL Individual Game-by-Game (as of Jan 05, 2019) All games

#00 SIVILS, Kia

CAREER HIGHS

POINTS

S:.....12 at BGSU, 11/13/18

C:.....12 at BGSU, 11/13/18

FIELD GOALS

S:.....5 at BGSU, 11/13/18

C:.....5 at BGSU, 11/13/18

FGA

S:.....8 at BGSU, 11/13/18

C:.....8 at BGSU, 11/13/18

3-POINTERS

S:.....2 at BGSU, 11/13/18

C:.....2 at BGSU, 11/13/18

3PTA

S:.....3 at BGSU, 11/13/18

C:.....3 at BGSU, 11/13/18

FREE THROWS

S:.....3 at Wisconsin, 12/4/18

C:.....3 at Wisconsin, 12/4/18

FTA

S:.....4 at Wisconsin, 12/4/18

C:.....4 at Wisconsin, 12/4/18

REBOUNDS

S:.....8 vs. Charlotte, 1/5/19

C:.....8 vs. Charlotte, 1/5/19

ASSISTS

S:.....4 vs. ODU, 1/3/19

C:.....4 vs. ODU, 1/3/19

BLOCKS

S:.....1 5x last vs. TSU, 12/15/18

C:.....1 5x last vs. TSU, 12/15/18

STEALS

S:.....5 at App. State, 11/25/18

C:.....5 at App. State, 11/25/18

MINUTES

S:.....32 vs. Evansville, 11/29/18

C:.....32 vs. Evansville, 11/29/18

| Opponent | Date | gs | min | Total | | 3-Pointers | | Free throws | | Rebounds | | | | pf | a | t/o | blk | stl | pts | avg |
|----------------------|----------|----|-----|--------|-------|------------|-------|-------------|-------|----------|-----|-----|-----|----|----|-----|-----|-----|-----|-----|
| | | | | fg-fga | pct | 3fg-fga | pct | ft-fa | pct | off | def | tot | avg | | | | | | | |
| INDIANA STATE | 11/7/18 | | 15 | 1-3 | .333 | 0-0 | .000 | 0-2 | .000 | 0 | 1 | 1 | 1.0 | 4 | 0 | 3 | 1 | 2 | 2 | 2.0 |
| at Bowling Green | 11/13/18 | | 24 | 5-8 | .625 | 2-3 | .667 | 0-2 | .000 | 0 | 0 | 0 | 0.5 | 0 | 3 | 0 | 0 | 3 | 12 | 7.0 |
| at Southern Illinois | 11/17/18 | | 25 | 2-7 | .286 | 0-2 | .000 | 0-2 | .000 | 5 | 1 | 6 | 2.3 | 2 | 0 | 3 | 0 | 2 | 4 | 6.0 |
| BLUEFIELD STATE | 11/20/18 | | 21 | 1-6 | .167 | 0-2 | .000 | 2-2 | 1.000 | 1 | 3 | 4 | 2.8 | 1 | 3 | 0 | 0 | 1 | 4 | 5.5 |
| at Appalachian State | 11/25/18 | | 21 | 0-3 | .000 | 0-1 | .000 | 0-0 | .000 | 2 | 0 | 2 | 2.6 | 3 | 4 | 2 | 0 | 5 | 0 | 4.4 |
| EVANSVILLE | 11/29/18 | | 32 | 1-4 | .250 | 0-0 | .000 | 0-0 | .000 | 3 | 1 | 4 | 2.8 | 0 | 2 | 1 | 1 | 2 | 2 | 4.0 |
| COPPIN STATE | 12/1/18 | | 22 | 1-1 | 1.000 | 1-1 | 1.000 | 0-2 | .000 | 4 | 2 | 6 | 3.3 | 3 | 3 | 3 | 1 | 0 | 3 | 3.9 |
| at Wisconsin | 12/04/18 | | 20 | 0-3 | .000 | 0-1 | .000 | 3-4 | .750 | 2 | 2 | 4 | 3.4 | 0 | 1 | 0 | 0 | 0 | 3 | 3.8 |
| CLEVELAND STATE | 12/8/18 | | 23 | 1-4 | .250 | 0-2 | .000 | 0-0 | .000 | 1 | 0 | 1 | 3.1 | 1 | 2 | 1 | 1 | 2 | 2 | 3.6 |
| TENNESSEE STATE | 12/15/18 | | 20 | 4-7 | .571 | 0-0 | .000 | 0-0 | .000 | 3 | 1 | 4 | 3.2 | 1 | 2 | 1 | 1 | 0 | 8 | 4.0 |
| at Clemson | 12/18/18 | | 13 | 1-3 | .333 | 0-0 | .000 | 0-0 | .000 | 2 | 0 | 2 | 3.1 | 1 | 0 | 1 | 0 | 0 | 2 | 3.8 |
| TOWSON | 12/22/18 | | 13 | 0-1 | .000 | 0-0 | .000 | 0-0 | .000 | 0 | 4 | 4 | 3.2 | 1 | 0 | 1 | 0 | 0 | 0 | 3.5 |
| DELAWARE STATE | 12/29/18 | | 21 | 3-4 | .750 | 1-1 | 1.000 | 2-2 | 1.000 | 3 | 2 | 5 | 3.3 | 3 | 1 | 1 | 0 | 1 | 9 | 3.9 |
| OLD DOMINION | 1/3/19 | | 22 | 1-4 | .250 | 0-2 | .000 | 0-0 | .000 | 1 | 0 | 1 | 3.1 | 1 | 4 | 1 | 0 | 0 | 2 | 3.8 |
| CHARLOTTE | 1/5/19 | | 26 | 3-5 | .600 | 0-0 | .000 | 2-3 | .667 | 4 | 4 | 8 | 3.5 | 2 | 2 | 0 | 0 | 0 | 8 | 4.1 |
| Totals | | 0 | 318 | 24-63 | .381 | 4-15 | .267 | 9-19 | .474 | 31 | 21 | 52 | 3.5 | 23 | 27 | 18 | 5 | 18 | 61 | 4.1 |

Games played: 15

Minutes/game: 21.2

Points/game: 4.1

FG Pct: 38.1

3FG Pct: 26.7

FT Pct: 47.4

Rebounds/game: 3.5

Assists/game: 1.8

Turnovers/game: 1.2

Assist/turnover ratio: 1.5

Steals/game: 1.2

Blocks/game: 0.3

CAREER STATISTICS

| Season | gp-gs | | min/avg | Total | | 3-Point | | F-Throws | | Rebounds | | | | Scoring | | | | | |
|---------|-------|----|----------|--------|------|---------|------|----------|------|----------|-----|-----|-----|---------|----|-----|----|-----|-----|
| | gp | gs | | fg-fga | pct | fg-fga | pct | ft-fa | pct | off | def | tot | avg | pf | fo | ast | to | blk | stl |
| 2018-19 | 15 | 0 | 318/21.2 | 24-63 | .381 | 4-15 | .267 | 9-19 | .474 | 31 | 21 | 52 | 3.5 | 23 | 0 | 27 | 18 | 5 | 18 |
| TOTAL | 15 | 0 | 318/21.2 | 24-63 | .381 | 4-15 | .267 | 9-19 | .474 | 31 | 21 | 52 | 3.5 | 23 | 0 | 27 | 18 | 5 | 18 |



1 JOVANA VUCETIC

| Career Superlatives | | |
|---------------------|------|------|
| | Sea. | Car. |
| 10+ Pts: | 0 | 0 |
| 20+ Pts: | 0 | 0 |
| 5+ Rebs: | 1 | 2 |
| 10+ Rebs: | 0 | 0 |
| 5+ Asts: | 0 | 0 |
| 2+ Blks: | 1 | 1 |
| 2+ Stls: | 0 | 0 |
| Double-D: | 0 | 0 |

2018-19 Marshall Women's Basketball MARSHALL Individual Game-by-Game (as of Jan 05, 2019) All games

#01 VUCETIC, Jovana

CAREER HIGHS

POINTS

S:..... 3 vs. Coppin State, 12/1/18
C: 8 vs. MFK, 12/20/16

FIELD GOALS

S:.... 1 3x last vs. Clev. State, 12/8/18
C: 4 vs. MFK, 12/20/16

FGA

S:..... 3 vs. Cleveland State, 12/8/18
C: 6 vs. KCU, 12/18/17

3-POINTERS

S:..... 1 vs. Coppin State, 12/1/18
C: 1 vs. Coppin State, 12/1/18

3PTA

S:..... 2 vs. Coppin State, 12/1/18
C: 2 vs. Coppin State, 12/1/18

FREE THROWS

S:..... N/A
C: 2 vs. Winthrop, 11/30/17

FTA

S:..... N/A
C: 2 2x, last vs. Winthrop, 11/30/17

REBOUNDS

S:.... 2 vs. Bluefield State, 11/20/18
C: 8 vs. KCU, 12/18/17

ASSISTS

S:.... 1 vs. Bluefield State, 11/20/18
C: 1 4x last at WKU, 2/17/18

BLOCKS

S:..... 2 vs. Cleveland State, 12/8/18
C: 2 vs. Cleveland State, 12/8/18

STEALS

S:..... N/A
C: 1 3x, last vs. KCU, 12/18/17

MINUTES

S:..... 10 vs. Cleveland State, 12/8/18
C: 19 vs. MFK, 12/20/16

| Opponent | Date | gs | min | Total | | 3-Pointers | | Free throws | | Rebounds | | | | pf | a | t/o | blk | stl | pts | avg |
|----------------------|----------|-----|-----|--------|------|------------|------|-------------|------|----------|-----|-----|-----|----|---|-----|-----|-----|-----|-----|
| | | | | fg-fga | pct | 3fg-fga | pct | ft-fa | pct | off | def | tot | avg | | | | | | | |
| INDIANA STATE | 11/7/18 | 7 | 0-1 | .000 | 0-0 | .000 | 0-0 | .000 | 0 | 0 | 0 | 0.0 | 2 | 0 | 1 | 0 | 0 | 0 | 0 | 0.0 |
| at Southern Illinois | 11/17/18 | 2 | 0-0 | .000 | 0-0 | .000 | 0-0 | .000 | 0 | 0 | 0 | 0.0 | 0 | 0 | 0 | 0 | 0 | 0 | 0 | 0.0 |
| BLUEFIELD STATE | 11/20/18 | 5 | 1-2 | .500 | 0-0 | .000 | 0-0 | .000 | 2 | 0 | 2 | 0.7 | 0 | 1 | 1 | 0 | 0 | 2 | 0.7 | |
| at Appalachian State | 11/25/18 | dnp | - | - | - | - | - | - | - | - | - | - | - | - | - | - | - | - | - | - |
| EVANSVILLE | 11/29/18 | dnp | - | - | - | - | - | - | - | - | - | - | - | - | - | - | - | - | - | - |
| COPPIN STATE | 12/1/18 | 2 | 1-2 | .500 | 1-2 | .500 | 0-0 | .000 | 0 | 0 | 0 | 0.5 | 0 | 0 | 0 | 0 | 0 | 0 | 3 | 1.3 |
| at Wisconsin | 12/04/18 | 1 | 0-0 | .000 | 0-0 | .000 | 0-0 | .000 | 0 | 0 | 0 | 0.4 | 0 | 0 | 0 | 0 | 0 | 0 | 0 | 1.0 |
| CLEVELAND STATE | 12/8/18 | 10 | 1-3 | .333 | 0-0 | .000 | 0-0 | .000 | 0 | 1 | 1 | 0.5 | 1 | 0 | 1 | 2 | 0 | 2 | 1.2 | |
| TENNESSEE STATE | 12/15/18 | 3 | 0-0 | .000 | 0-0 | .000 | 0-0 | .000 | 0 | 1 | 1 | 0.6 | 0 | 1 | 0 | 0 | 0 | 0 | 0 | 1.0 |
| at Clemson | 12/18/18 | dnp | - | - | - | - | - | - | - | - | - | - | - | - | - | - | - | - | - | - |
| TOWSON | 12/22/18 | 0 | 0-0 | .000 | 0-0 | .000 | 0-0 | .000 | 0 | 0 | 0 | 0.5 | 0 | 0 | 0 | 0 | 0 | 0 | 0 | 0.9 |
| DELAWARE STATE | 12/29/18 | 0 | 0-0 | .000 | 0-0 | .000 | 0-0 | .000 | 0 | 0 | 0 | 0.4 | 0 | 0 | 0 | 0 | 0 | 0 | 0 | 0.8 |
| OLD DOMINION | 1/3/19 | 3 | 0-0 | .000 | 0-0 | .000 | 0-0 | .000 | 0 | 0 | 0 | 0.4 | 0 | 0 | 0 | 0 | 0 | 0 | 0 | 0.7 |
| CHARLOTTE | 1/5/19 | dnp | - | - | - | - | - | - | - | - | - | - | - | - | - | - | - | - | - | - |
| Totals | | 0 | 33 | 3-8 | .375 | 1-2 | .500 | 0-0 | .000 | 2 | 2 | 4 | 0.4 | 3 | 2 | 3 | 2 | 0 | 7 | 0.7 |

Games played: 10
Minutes/game: 3.3
Points/game: 0.7
FG Pct: 37.5
3FG Pct: 50.0

Rebounds/game: 0.4
Assists/game: 0.2
Turnovers/game: 0.3
Assist/turnover ratio: 0.7
Blocks/game: 0.2

CAREER STATISTICS

| Season | gp-gs | min/avg | Total | | 3-Point | | F-Throws | | Rebounds | | | | Scoring | | | | | |
|---------|-------|---------|--------|------|---------|------|----------|------|----------|-----|-----|-----|---------|----|-----|----|-----|-----|
| | | | fg-fga | pct | fg-fga | pct | ft-fa | pct | off | def | tot | avg | pf | fo | ast | to | blk | stl |
| 2016-17 | 8-0 | 40/5.0 | 4-9 | .444 | 0-2 | .000 | 1-2 | .500 | 2 | 8 | 10 | 1.3 | 3 | 0 | 1 | 5 | 2 | 2 |
| 2017-18 | 11-0 | 56/5.1 | 2-10 | .200 | 0-4 | .000 | 3-4 | .750 | 5 | 7 | 12 | 1.1 | 9 | 0 | 3 | 2 | 1 | 1 |
| 2018-19 | 10-0 | 33/3.3 | 3-8 | .375 | 1-2 | .500 | 0-0 | .000 | 2 | 2 | 4 | 0.4 | 3 | 0 | 2 | 3 | 2 | 0 |
| TOTAL | 29-0 | 129/4.4 | 9-27 | .333 | 1-8 | .125 | 4-6 | .667 | 9 | 17 | 26 | 0.9 | 15 | 0 | 6 | 10 | 5 | 3 |



2 LOGAN FRALEY

| Career Superlatives | | |
|---------------------|------|------|
| | Sea. | Car. |
| 10+ Pts: | 0 | 2 |
| 20+ Pts: | 0 | 0 |
| 5+ Rebs: | 0 | 5 |
| 10+ Rebs: | 0 | 1 |
| 5+ Asts: | 0 | 1 |
| 2+ Blks: | 0 | 1 |
| 2+ Stls: | 0 | 4 |
| Double-D: | 0 | 1 |

2017-18 season

#02 FRALEY, Logan

CAREER HIGHS

POINTS

S:..... N/A

C:13 vs. Rice, 1/16/16

FIELD GOALS

S:..... N/A

C: 4 2x last vs. Longwood, 11/10/17

FGA

S:..... N/A

C: 8 3x last at FIU, 1/7/18

3-POINTERS

S:..... N/A

C:4 vs. Rice, 1/16/16

3PTA

S:..... N/A

C: 8 2x last at FIU, 1/7/18

FREE THROWS

S:..... N/A

C: 2 5x last vs FIU, 1/28/18

FTA

S:..... N/A

C:5 at WKU, 1/2/16

REBOUNDS

S:..... N/A

C:10 vs. Longwood, 11/10/17

ASSISTS

S:..... N/A

C:5 vs. Longwood, 11/10/17

BLOCKS

S:..... N/A

C: 1 7x, last at CSU, 11/19/17

STEALS

S:..... N/A

C:3 at North Texas, 3/4/17

MINUTES

S:..... N/A

C:34 at North Texas, 2/24/18

| Opponent | Date | gs | min | Total | | 3-Pointers | | Free throws | | Rebounds | | | | pf | a | t/o | blk | stl | pts | avg |
|---------------------|----------|-----|-----|--------|------|------------|------|-------------|-------|----------|-----|-----|------|----|----|-----|-----|-----|-----|------|
| | | | | fg-fga | pct | 3fg-fga | pct | ft-fa | pct | off | def | tot | avg | | | | | | | |
| LONGWOOD | 11/10/17 | * | 25 | 4-8 | .500 | 3-6 | .500 | 0-0 | .000 | 4 | 6 | 10 | 10.0 | 1 | 5 | 2 | 0 | 1 | 11 | 11.0 |
| PENN STATE | 11/15/17 | * | 21 | 0-3 | .000 | 0-2 | .000 | 0-0 | .000 | 0 | 1 | 1 | 5.5 | 1 | 1 | 0 | 0 | 0 | 0 | 5.5 |
| at Cleveland State | 11/19/17 | * | 16 | 1-3 | .333 | 0-2 | .000 | 0-2 | .000 | 0 | 1 | 1 | 4.0 | 5 | 1 | 1 | 1 | 0 | 2 | 4.3 |
| OHIO | 11/22/17 | * | 26 | 2-6 | .333 | 1-3 | .333 | 0-2 | .000 | 0 | 2 | 2 | 3.5 | 3 | 0 | 1 | 0 | 0 | 5 | 4.5 |
| at Kentucky | 11/26/17 | dnp | - | - | - | - | - | - | - | - | - | - | - | - | - | - | - | - | - | - |
| WINTHROP | 11/30/17 | dnp | - | - | - | - | - | - | - | - | - | - | - | - | - | - | - | - | - | - |
| SOUTHERN ILLINOIS | 12/2/17 | dnp | - | - | - | - | - | - | - | - | - | - | - | - | - | - | - | - | - | - |
| MORGAN STATE | 12/6/17 | dnp | - | - | - | - | - | - | - | - | - | - | - | - | - | - | - | - | - | - |
| at Florida | 12/10/17 | dnp | - | - | - | - | - | - | - | - | - | - | - | - | - | - | - | - | - | - |
| APP | 12/16/17 | 2 | 0-0 | .000 | 0-0 | .000 | 0-0 | .000 | 0 | 1 | 1 | 3.0 | 1 | 0 | 0 | 0 | 0 | 1 | 0 | 3.6 |
| KY. CHRISTIAN | 12/18/17 | 7 | 0-1 | .000 | 0-1 | .000 | 0-0 | .000 | 0 | 0 | 0 | 2.5 | 0 | 1 | 0 | 0 | 0 | 1 | 0 | 3.0 |
| at TSU Lady Tigers | 12/21/17 | 4 | 0-0 | .000 | 0-0 | .000 | 0-0 | .000 | 0 | 0 | 0 | 2.1 | 1 | 0 | 0 | 0 | 0 | 0 | 0 | 2.6 |
| ALICE LLOYD | 12/30/17 | 17 | 1-2 | .500 | 1-2 | .500 | 0-0 | .000 | 2 | 3 | 5 | 2.5 | 3 | 2 | 0 | 0 | 0 | 0 | 3 | 2.6 |
| at FAU | 01/05/18 | 20 | 0-3 | .000 | 0-3 | .000 | 0-2 | .000 | 0 | 5 | 5 | 2.8 | 2 | 0 | 1 | 0 | 0 | 0 | 0 | 2.3 |
| at FIU | 01/07/18 | 19 | 2-8 | .250 | 2-8 | .250 | 0-0 | .000 | 0 | 1 | 1 | 2.6 | 1 | 0 | 0 | 0 | 0 | 0 | 6 | 2.7 |
| LOUISIANA TECH | 1/13/18 | * | 27 | 3-5 | .600 | 3-5 | .600 | 0-0 | .000 | 0 | 1 | 1 | 2.5 | 2 | 1 | 0 | 0 | 1 | 9 | 3.3 |
| at Old Dominion | 01/18/18 | * | 31 | 2-5 | .400 | 1-4 | .250 | 0-0 | .000 | 0 | 2 | 2 | 2.4 | 2 | 1 | 0 | 0 | 1 | 5 | 3.4 |
| WESTERN KENTUCKY | 01/21/18 | * | 31 | 1-8 | .125 | 0-4 | .000 | 0-0 | .000 | 1 | 0 | 1 | 2.3 | 1 | 3 | 1 | 0 | 2 | 2 | 3.3 |
| MIDDLE TENNESSEE | 1/26/18 | * | 29 | 3-4 | .750 | 3-4 | .750 | 0-0 | .000 | 0 | 1 | 1 | 2.2 | 3 | 1 | 0 | 0 | 1 | 9 | 3.7 |
| FIU | 01/28/18 | * | 26 | 1-3 | .333 | 1-3 | .333 | 2-3 | .667 | 0 | 2 | 2 | 2.2 | 1 | 0 | 0 | 0 | 1 | 5 | 3.8 |
| at Charlotte | 02/02/18 | * | 28 | 0-1 | .000 | 0-1 | .000 | 0-0 | .000 | 0 | 1 | 1 | 2.1 | 3 | 3 | 0 | 1 | 0 | 0 | 3.6 |
| at Southern Miss | 02/04/18 | * | 31 | 3-8 | .375 | 3-6 | .500 | 0-0 | .000 | 0 | 0 | 0 | 2.0 | 5 | 2 | 2 | 2 | 0 | 9 | 3.9 |
| UTSA | 2/8/18 | * | 17 | 1-4 | .250 | 1-3 | .333 | 0-0 | .000 | 1 | 1 | 2 | 2.0 | 4 | 1 | 1 | 0 | 1 | 3 | 3.8 |
| UAB | 2/10/18 | * | 34 | 2-3 | .667 | 2-3 | .667 | 0-1 | .000 | 0 | 0 | 0 | 1.9 | 3 | 2 | 1 | 0 | 0 | 6 | 3.9 |
| UTEP | 02/15/18 | * | 22 | 2-5 | .400 | 2-4 | .500 | 0-0 | .000 | 0 | 1 | 1 | 1.9 | 4 | 0 | 0 | 0 | 0 | 6 | 4.1 |
| at Western Kentucky | 02/17/18 | * | 31 | 3-7 | .429 | 2-5 | .400 | 1-1 | 1.000 | 0 | 1 | 1 | 1.8 | 2 | 0 | 1 | 0 | 0 | 9 | 4.3 |
| at Rice | 02/22/18 | * | 30 | 2-5 | .400 | 2-4 | .500 | 0-0 | .000 | 0 | 2 | 2 | 1.8 | 3 | 0 | 1 | 0 | 0 | 6 | 4.4 |
| at North Texas | 2/24/18 | * | 34 | 3-4 | .750 | 2-3 | .667 | 0-0 | .000 | 0 | 3 | 3 | 1.9 | 3 | 1 | 0 | 1 | 0 | 8 | 4.5 |
| FAU | 03/01/18 | * | 31 | 2-6 | .333 | 1-4 | .250 | 0-0 | .000 | 0 | 5 | 5 | 2.0 | 4 | 2 | 0 | 1 | 0 | 5 | 4.5 |
| Totals | | 18 | 559 | 38-102 | .373 | 30-80 | .375 | 3-11 | .273 | 8 | 40 | 48 | 2.0 | 58 | 27 | 12 | 6 | 10 | 109 | 4.5 |

Games played: 24

Minutes/game: 23.3

Points/game: 4.5

FG Pct: 37.3

3FG Pct: 37.5

FT Pct: 27.3

Rebounds/game: 2.0

Assists/game: 1.1

Turnovers/game: 0.5

Assist/turnover ratio: 2.3

Steals/game: 0.4

Blocks/game: 0.3

CAREER STATISTICS

| | | | Total | | 3-Point | | F-Throws | | Rebounds | | | | | | | | | | | Scoring | |
|---------|-------|-----------|--------|------|---------|------|----------|------|----------|-----|-----|-----|-----|----|-----|----|-----|-----|-----|---------|--|
| Season | gp-gs | min/avg | fg-fga | pct | fg-fga | pct | ft-fa | pct | off | def | tot | avg | pf | fo | ast | to | blk | stl | pts | avg | |
| 2015-16 | 29-0 | 333/11.5 | 27-63 | .429 | 24-59 | .407 | 7-11 | .636 | 3 | 30 | 33 | 1.1 | 40 | 0 | 19 | 7 | 4 | 10 | 85 | 2.9 | |
| 2016-17 | 30-6 | 478/15.9 | 26-76 | .342 | 20-61 | .328 | 6-8 | .750 | 5 | 32 | 37 | 1.2 | 39 | 0 | 17 | 13 | 2 | 13 | 78 | 2.6 | |
| 2017-18 | 24-18 | 559/23.3 | 38-102 | .373 | 30-80 | .375 | 3-11 | .273 | 8 | 40 | 48 | 2.0 | 58 | 2 | 27 | 12 | 6 | 10 | 109 | 4.5 | |
| TOTAL | 83-24 | 1370/16.5 | 91-241 | .378 | 74-200 | .370 | 16-30 | .533 | 16 | 102 | 118 | 1.4 | 137 | 2 | 63 | 32 | 12 | 33 | 272 | 3.3 | |



5 PRINCESS CLEMONS

| Career Superlatives | | |
|---------------------|------|------|
| | Sea. | Car. |
| 10+ Pts: | 0 | 0 |
| 20+ Pts: | 0 | 0 |
| 5+ Rebs: | 5 | 5 |
| 10+ Rebs: | 0 | 0 |
| 5+ Asts: | 0 | 0 |
| 2+ Blks: | 0 | 0 |
| 2+ Stls: | 5 | 5 |
| Double-D: | 0 | 0 |

2018-19 Marshall Women's Basketball MARSHALL Individual Game-by-Game (as of Jan 05, 2019) All games

#05 CLEMONS, Princess

CAREER HIGHS

POINTS

S:..... 7 vs. Towson, 12/22/18

C: 7 vs. Towson, 12/22/18

FIELD GOALS

S:..... 3 vs. Bluefield State, 11/20/18

C: 3 vs. Bluefield State, 11/20/18

FGA

S:..... 7 vs. Towson, 12/22/18

C: 7 vs. Towson, 12/22/18

3-POINTERS

S:..... 1 3x (last vs. ODU), 1/13/19

C: 1 3x (last vs. ODU), 1/13/19

3PTA

S:..... 4 vs. Towson, 12/22/18

C: 4 vs. Towson, 12/22/18

FREE THROWS

S:..... 3 vs. Delaware State, 12/29/18

C: 3 vs. Delaware State, 12/29/18

FTA

S:..... 4 twice (last vs. ODU), 1/3/19

C: 4 twice (last vs. ODU), 1/3/19

REBOUNDS

S:..... 8 vs. Bluefield State, 11/20/18

C: 8 vs. Bluefield State, 11/20/18

ASSISTS

S:3 twice (last vs. Charlotte), 1/5/19

C:3 twice (last vs. Charlotte), 1/5/19

BLOCKS

S:..... 1 4x last vs. Towson, 12/22/18

C: 1 4x last vs. Towson, 12/22/18

STEALS

S:..... 2 5x (last vs. Charlotte), 1/5/19

C: 2 5x (last vs. Charlotte), 1/5/19

MINUTES

S:..... 24 vs. ODU, 1/3/19

C: 24 vs. ODU, 1/3/19

| Opponent | Date | gs | min | Total | | 3-Pointers | | Free throws | | Rebounds | | | | pf | a | t/o | blk | stl | pts | avg |
|----------------------|----------|-----|-----|--------|------|------------|------|-------------|-------|----------|-----|-----|-----|----|----|-----|-----|-----|-----|-----|
| | | | | fg-fga | pct | 3fg-fga | pct | ft-fa | pct | off | def | tot | avg | | | | | | | |
| INDIANA STATE | 11/7/18 | 11 | | 0-3 | .000 | 0-0 | .000 | 1-2 | .500 | 2 | 2 | 4 | 4.0 | 1 | 0 | 2 | 1 | 2 | 1 | 1.0 |
| at Bowling Green | 11/13/18 | 20 | | 1-3 | .333 | 1-3 | .333 | 0-0 | .000 | 2 | 3 | 5 | 4.5 | 3 | 2 | 0 | 1 | 2 | 3 | 2.0 |
| at Southern Illinois | 11/17/18 | 12 | | 1-5 | .200 | 0-2 | .000 | 2-2 | 1.000 | 0 | 1 | 1 | 3.3 | 1 | 0 | 1 | 0 | 0 | 4 | 2.7 |
| BLUEFIELD STATE | 11/20/18 | 16 | | 3-5 | .600 | 0-2 | .000 | 0-2 | .000 | 3 | 5 | 8 | 4.5 | 2 | 3 | 2 | 0 | 2 | 6 | 3.5 |
| at Appalachian State | 11/25/18 | 17 | | 0-5 | .000 | 0-3 | .000 | 0-0 | .000 | 0 | 3 | 3 | 4.2 | 1 | 2 | 2 | 0 | 0 | 0 | 2.8 |
| EVANSVILLE | 11/29/18 | 7 | | 0-1 | .000 | 0-1 | .000 | 0-0 | .000 | 0 | 1 | 1 | 3.7 | 1 | 0 | 1 | 0 | 0 | 0 | 2.3 |
| COPPIN STATE | 12/1/18 | 8 | | 0-0 | .000 | 0-0 | .000 | 0-0 | .000 | 1 | 2 | 3 | 3.6 | 0 | 0 | 1 | 0 | 0 | 0 | 2.0 |
| at Wisconsin | 12/04/18 | 9 | | 0-2 | .000 | 0-1 | .000 | 1-2 | .500 | 2 | 2 | 4 | 3.6 | 3 | 0 | 1 | 1 | 0 | 1 | 1.9 |
| CLEVELAND STATE | 12/8/18 | 16 | | 1-2 | .500 | 0-0 | .000 | 0-1 | .000 | 0 | 7 | 7 | 4.0 | 1 | 2 | 5 | 0 | 0 | 2 | 1.9 |
| TENNESSEE STATE | 12/15/18 | 14 | | 2-5 | .400 | 1-2 | .500 | 0-2 | .000 | 0 | 2 | 2 | 3.8 | 0 | 1 | 1 | 0 | 2 | 5 | 2.2 |
| at Clemson | 12/18/18 | dnp | | - | - | - | - | - | - | - | - | - | - | - | - | - | - | - | - | - |
| TOWSON | 12/22/18 | 15 | | 2-7 | .286 | 1-4 | .250 | 2-2 | 1.000 | 1 | 5 | 6 | 4.0 | 2 | 1 | 1 | 1 | 1 | 7 | 2.6 |
| DELAWARE STATE | 12/29/18 | 9 | | 0-3 | .000 | 0-1 | .000 | 3-4 | .750 | 3 | 1 | 4 | 4.0 | 1 | 0 | 1 | 0 | 0 | 3 | 2.7 |
| OLD DOMINION | 1/3/19 | 24 | | 2-5 | .400 | 1-2 | .500 | 1-4 | .250 | 1 | 5 | 6 | 4.2 | 2 | 0 | 1 | 0 | 0 | 6 | 2.9 |
| CHARLOTTE | 1/5/19 | 15 | | 1-5 | .200 | 0-1 | .000 | 0-0 | .000 | 0 | 3 | 3 | 4.1 | 0 | 3 | 1 | 0 | 2 | 2 | 2.9 |
| Totals | | 0 | 193 | 13-51 | .255 | 4-22 | .182 | 10-21 | .476 | 15 | 42 | 57 | 4.1 | 18 | 14 | 20 | 4 | 11 | 40 | 2.9 |

Games played: 14

Minutes/game: 13.8

Points/game: 2.9

FG Pct: 25.5

3FG Pct: 18.2

FT Pct: 47.6

Rebounds/game: 4.1

Assists/game: 1.0

Turnovers/game: 1.4

Assist/turnover ratio: 0.7

Steals/game: 0.8

Blocks/game: 0.3

CAREER STATISTICS

| | | | Total | | 3-Point | | F-Throws | | Rebounds | | | | | | | | | | | Scoring | |
|---------|-------|----------|--------|------|---------|------|----------|------|----------|-----|-----|-----|----|----|-----|----|-----|-----|-----|---------|--|
| Season | gp-gs | min/avg | fg-fga | pct | fg-fga | pct | ft-fa | pct | off | def | tot | avg | pf | fo | ast | to | blk | stl | pts | avg | |
| 2018-19 | 14-0 | 193/13.8 | 13-51 | .255 | 4-22 | .182 | 10-21 | .476 | 15 | 42 | 57 | 4.1 | 18 | 0 | 14 | 20 | 4 | 11 | 40 | 2.9 | |
| TOTAL | 14-0 | 193/13.8 | 13-51 | .255 | 4-22 | .182 | 10-21 | .476 | 15 | 42 | 57 | 4.1 | 18 | 0 | 14 | 20 | 4 | 11 | 40 | 2.9 | |



10 ASHLEY SAINTIGENE

| Career Superlatives | | |
|---------------------|------|------|
| | Sea. | Car. |
| 10+ Pts: | 4 | 8 |
| 20+ Pts: | 0 | 0 |
| 5+ Rebs: | 3 | 34 |
| 10+ Rebs: | 1 | 7 |
| 5+ Asts: | 0 | 0 |
| 2+ Blks: | 4 | 23 |
| 2+ Stls: | 0 | 3 |
| Double-D: | 0 | 3 |

2018-19 Marshall Women's Basketball
Marshall Individual Game-by-Game (as of Dec 29, 2018)
All games

#10 SAINTIGENE, Ashley

CAREER HIGHS

POINTS

S:..... 12 vs. Coppin State, 12/1/18
C: 18 vs. MFK, 12/20/16

FIELD GOALS

S:.... 5 twice (last vs. DSU), 12/29/18
C: 8 vs. MFK, 12/20/16

FGA

S:.... 10 2x last vs. Towson, 12/22/18
C: 12 vs. MFK, 12/20/16

3-POINTERS

S:..... N/A
C: N/A

3PTA

S:..... N/A
C: N/A

FREE THROWS

S:..... 4 vs. Coppin State, 12/1/18
C: 4 vs. Coppin State, 12/1/18

FTA

S:..... 8 vs. TSU, 12/15/18
C: 8 vs. TSU, 12/15/18

REBOUNDS

S:..... 11 vs. Evansville, 11/29/18
C: 16 vs. Longwood, 11/10/17

ASSISTS

S:.... 1 2x last vs. Clev. State, 12/8/18
C: 3 vs. MFK, 12/20/16

BLOCKS

S:..... 6 vs. Towson, 12/22/18
C: 6 2x last vs. Towson, 12/22/18

STEALS

S:..... 1 vs. TSU, 12/15/18
C: 4 vs. SIU, 12/2/17

MINUTES

S:.... 21 2x last vs. Towson, 12/22/18
C: 33 vs. SIU, 12/2/17

| Opponent | Date | gs | min | Total | | 3-Pointers | | Free throws | | Rebounds | | | | pf | a | t/o | blk | stl | pts | avg |
|----------------------|----------|----|-----|--------|------|------------|------|-------------|------|----------|-----|-----|-----|----|---|-----|-----|-----|-----|-----|
| | | | | fg-fga | pct | 3fg-fga | pct | ft-fa | pct | off | def | tot | avg | | | | | | | |
| INDIANA STATE | 11/7/18 | | dnp | - | - | - | - | - | - | - | - | - | - | - | - | - | - | - | - | - |
| at Southern Illinois | 11/17/18 | | dnp | - | - | - | - | - | - | - | - | - | - | - | - | - | - | - | - | - |
| BLUEFIELD STATE | 11/20/18 | | dnp | - | - | - | - | - | - | - | - | - | - | - | - | - | - | - | - | - |
| at Appalachian State | 11/25/18 | 10 | | 3-7 | .429 | 0-0 | .000 | 0-0 | .000 | 1 | 1 | 2 | 2.0 | 4 | 0 | 3 | 1 | 0 | 6 | 6.0 |
| EVANSVILLE | 11/29/18 | 19 | | 3-6 | .500 | 0-0 | .000 | 0-0 | .000 | 6 | 5 | 11 | 6.5 | 2 | 0 | 3 | 3 | 0 | 6 | 6.0 |
| COPPIN STATE | 12/1/18 | 17 | | 4-6 | .667 | 0-0 | .000 | 4-7 | .571 | 1 | 1 | 2 | 5.0 | 3 | 1 | 1 | 2 | 0 | 12 | 8.0 |
| at Wisconsin | 12/04/18 | 20 | | 2-7 | .286 | 0-0 | .000 | 0-2 | .000 | 2 | 4 | 6 | 5.3 | 4 | 0 | 1 | 3 | 0 | 4 | 7.0 |
| CLEVELAND STATE | 12/8/18 | * | 11 | 5-6 | .833 | 0-0 | .000 | 1-2 | .500 | 1 | 3 | 4 | 5.0 | 1 | 1 | 1 | 1 | 0 | 11 | 7.8 |
| TENNESSEE STATE | 12/15/18 | 20 | | 4-10 | .400 | 0-0 | .000 | 3-8 | .375 | 3 | 2 | 5 | 5.0 | 5 | 0 | 0 | 1 | 1 | 11 | 8.3 |
| at Clemson | 12/18/18 | * | 21 | 0-3 | .000 | 0-0 | .000 | 0-0 | .000 | 0 | 2 | 2 | 4.6 | 3 | 1 | 1 | 0 | 0 | 0 | 7.1 |
| TOWSON | 12/22/18 | * | 21 | 4-10 | .400 | 0-0 | .000 | 1-2 | .500 | 2 | 1 | 3 | 4.4 | 2 | 0 | 2 | 6 | 0 | 9 | 7.4 |
| DELAWARE STATE | 12/29/18 | * | 18 | 5-7 | .714 | 0-0 | .000 | 0-1 | .000 | 3 | 1 | 4 | 4.3 | 2 | 0 | 1 | 0 | 0 | 10 | 7.7 |
| Totals | | 4 | 157 | 30-62 | .484 | 0-0 | .000 | 9-22 | .409 | 19 | 20 | 39 | 4.3 | 26 | 3 | 13 | 17 | 1 | 69 | 7.7 |

Games played: 9

Minutes/game: 17.4

Points/game: 7.7

FG Pct: 48.4

FT Pct: 40.9

Rebounds/game: 4.3

Assists/game: 0.3

Turnovers/game: 1.4

Assist/turnover ratio: 0.2

Steals/game: 0.1

Blocks/game: 1.9

CAREER STATISTICS

| | | | Total | | 3-Point | | F-Throws | | Rebounds | | | | | | | | | | Scoring | |
|---------|-------|----------|---------|------|---------|------|----------|------|----------|-----|-----|-----|-----|----|-----|----|-----|-----|---------|-----|
| Season | gp-gs | min/avg | fg-fga | pct | fg-fga | pct | ft-fa | pct | off | def | tot | avg | pf | fo | ast | to | blk | stl | pts | avg |
| 2016-17 | 29-1 | 439/15.1 | 60-114 | .526 | 0-0 | .000 | 13-58 | .224 | 87 | 88 | 175 | 6.0 | 73 | 2 | 14 | 50 | 42 | 10 | 133 | 4.6 |
| 2017-18 | 12-6 | 252/21.0 | 34-62 | .548 | 0-0 | .000 | 6-15 | .400 | 31 | 50 | 81 | 6.8 | 29 | 1 | 9 | 23 | 22 | 9 | 74 | 6.2 |
| 2018-19 | 9-4 | 157/17.4 | 30-62 | .484 | 0-0 | .000 | 9-22 | .409 | 19 | 20 | 39 | 4.3 | 26 | 1 | 3 | 13 | 17 | 1 | 69 | 7.7 |
| TOTAL | 50-11 | 848/17.0 | 124-238 | .521 | 0-0 | .000 | 28-95 | .295 | 137 | 158 | 295 | 5.9 | 128 | 4 | 26 | 86 | 81 | 20 | 276 | 5.5 |



11 TAYLOR PORTER

| Career Superlatives | | |
|---------------------|------|------|
| | Sea. | Car. |
| 10+ Pts: | 10 | 28 |
| 20+ Pts: | 1 | 2 |
| 5+ Rebs: | 7 | 22 |
| 10+ Rebs: | 0 | 0 |
| 5+ Asts: | 2 | 2 |
| 2+ Blks: | 1 | 1 |
| 2+ Stls: | 5 | 21 |
| Double-D: | 0 | 0 |

2018-19 Marshall Women's Basketball MARSHALL Individual Game-by-Game (as of Jan 05, 2019) All games

#11 PORTER, Taylor

CAREER HIGHS

POINTS

S:.....22 vs. Cleveland State, 12/8/18

C: 24 at Penn State, 12/3/16

FIELD GOALS

S:.....7 vs. Cleveland State, 12/8/18

C: ..7 2x last vs. Clev. State, 12/8/18

FGA

S:.... 13 vs. Bluefield State, 11/20/18

C: 16 vs. Charlotte, 2/8/17

3-POINTERS

S:.....6 vs. Cleveland State, 12/8/18

C:6 vs. Cleveland State, 12/8/18

3PTA

S:.....9 vs. Cleveland State, 12/8/18

C: ..9 2x last vs. Clev. State, 12/8/18

FREE THROWS

S:..... 5 vs. Coppin State, 12/1/18

C: 8, 2x last at Penn St., 12/3/16

FTA

S:..... 5 vs. Coppin State, 12/1/18

C: 9 vs. MT, 2/27/16

REBOUNDS

S:.... 8 2x last at Wisconsin, 12/4/18

C: ... 8 3x last at Wisconsin, 12/4/18

ASSISTS

S:.... 5 2x last vs. Clev. State, 12/8/18

C: 5 vs. Coppin State, 12/1/18

BLOCKS

S:..... 2 vs. Coppin State, 12/1/18

C: 2 vs. Coppin State, 12/1/18

STEALS

S:..... 5 vs. Bluefield State, 11/20/18

C: 5 vs. Bluefield State, 11/20/18

MINUTES

S:..... 37 vs. Charlotte, 1/5/19

C: .. 37, 3x last vs. Charlotte, 1/5/19

| Opponent | Date | gs | min | Total | | 3-Pointers | | Free throws | | Rebounds | | | | pf | a | t/o | blk | stl | pts | avg | |
|----------------------|----------|----|-----|--------|--------|------------|-------|-------------|-------|----------|-----|-----|-----|-----|----|-----|-----|-----|-----|------|------|
| | | | | fg-fga | pct | 3fg-fga | pct | ft-fla | pct | off | def | tot | avg | | | | | | | | |
| INDIANA STATE | 11/7/18 | * | 21 | 2-9 | .222 | 1-5 | .200 | 0-0 | .000 | 1 | 2 | 3 | 3.0 | 4 | 1 | 3 | 1 | 1 | 5 | 5.0 | |
| at Bowling Green | 11/13/18 | * | 24 | 3-12 | .250 | 1-6 | .167 | 3-4 | .750 | 2 | 2 | 4 | 3.5 | 2 | 0 | 2 | 0 | 1 | 10 | 7.5 | |
| at Southern Illinois | 11/17/18 | * | 27 | 3-10 | .300 | 0-4 | .000 | 2-2 | 1.000 | 2 | 6 | 8 | 5.0 | 2 | 1 | 1 | 0 | 1 | 8 | 7.7 | |
| BLUEFIELD STATE | 11/20/18 | * | 28 | 4-13 | .308 | 2-8 | .250 | 2-2 | 1.000 | 4 | 1 | 5 | 5.0 | 1 | 0 | 0 | 0 | 5 | 12 | 8.8 | |
| at Appalachian State | 11/25/18 | * | 24 | 1-7 | .143 | 0-2 | .000 | 0-0 | .000 | 1 | 4 | 5 | 5.0 | 4 | 0 | 1 | 0 | 0 | 2 | 7.4 | |
| EVANSVILLE | 11/29/18 | * | 25 | 1-5 | .200 | 0-2 | .000 | 0-0 | .000 | 2 | 1 | 3 | 4.7 | 1 | 1 | 1 | 0 | 1 | 2 | 6.5 | |
| COPPIN STATE | 12/1/18 | * | 26 | 3-9 | .333 | 2-7 | .286 | 5-5 | 1.000 | 0 | 2 | 2 | 4.3 | 5 | 5 | 2 | 2 | 0 | 13 | 7.4 | |
| at Wisconsin | 12/04/18 | * | 30 | 6-12 | .500 | 3-5 | .600 | 1-1 | 1.000 | 2 | 6 | 8 | 4.8 | 4 | 1 | 3 | 0 | 0 | 16 | 8.5 | |
| CLEVELAND STATE | 12/8/18 | * | 30 | 7-12 | .583 | 6-9 | .667 | 2-2 | 1.000 | 2 | 2 | 4 | 4.7 | 1 | 5 | 0 | 0 | 3 | 22 | 10.0 | |
| TENNESSEE STATE | 12/15/18 | * | 29 | 5-9 | .556 | 2-4 | .500 | 4-4 | 1.000 | 1 | 4 | 5 | 4.7 | 2 | 0 | 5 | 0 | 4 | 16 | 10.6 | |
| at Clemson | 12/18/18 | * | 21 | 4-7 | .571 | 3-6 | .500 | 1-2 | .500 | 0 | 1 | 1 | 4.4 | 4 | 1 | 2 | 0 | 0 | 12 | 10.7 | |
| TOWSON | 12/22/18 | * | 30 | 6-11 | .545 | 2-4 | .500 | 1-1 | 1.000 | 1 | 5 | 6 | 4.5 | 4 | 2 | 1 | 0 | 2 | 15 | 11.1 | |
| DELAWARE STATE | 12/29/18 | * | 19 | 0-6 | .000 | 0-4 | .000 | 3-4 | .750 | 1 | 2 | 3 | 4.4 | 5 | 3 | 2 | 0 | 0 | 3 | 10.5 | |
| OLD DOMINION | 1/3/19 | * | 32 | 4-12 | .333 | 1-6 | .167 | 2-2 | 1.000 | 1 | 5 | 6 | 4.5 | 2 | 1 | 3 | 0 | 3 | 11 | 10.5 | |
| CHARLOTTE | 1/5/19 | * | 37 | 3-7 | .429 | 3-3 | 1.000 | 0-0 | .000 | 1 | 1 | 2 | 4.3 | 1 | 2 | 1 | 0 | 1 | 9 | 10.4 | |
| Totals | | | 15 | 403 | 52-141 | .369 | 26-75 | .347 | 26-29 | .897 | 21 | 44 | 65 | 4.3 | 42 | 23 | 27 | 3 | 22 | 156 | 10.4 |

Games played: 15

Minutes/game: 26.9

Points/game: 10.4

FG Pct: 36.9

3FG Pct: 34.7

FT Pct: 89.7

Rebounds/game: 4.3

Assists/game: 1.5

Turnovers/game: 1.8

Assist/turnover ratio: 0.9

Steals/game: 1.5

Blocks/game: 0.2

CAREER STATISTICS

| | | | Total | | 3-Point | | F-Throws | | Rebounds | | | | | | | | | | | Scoring | |
|---------|-------|-----------|---------|------|---------|------|----------|------|----------|-----|-----|-----|-----|----|-----|-----|-----|-----|-----|---------|--|
| Season | gp-gs | min/avg | fg-fga | pct | fg-fga | pct | ft-fa | pct | off | def | tot | avg | pf | fo | ast | to | blk | stl | pts | avg | |
| 2015-16 | 32-28 | 865/27.0 | 85-215 | .395 | 41-121 | .339 | 53-61 | .869 | 23 | 63 | 86 | 2.7 | 78 | 1 | 53 | 47 | 0 | 38 | 264 | 8.3 | |
| 2016-17 | 21-12 | 531/25.3 | 59-177 | .333 | 29-91 | .319 | 30-39 | .769 | 9 | 57 | 66 | 3.1 | 46 | 0 | 37 | 42 | 4 | 24 | 177 | 8.4 | |
| 2018-19 | 15-15 | 403/26.9 | 52-141 | .369 | 26-75 | .347 | 26-29 | .897 | 21 | 44 | 65 | 4.3 | 42 | 2 | 23 | 27 | 3 | 22 | 156 | 10.4 | |
| TOTAL | 68-55 | 1799/26.5 | 196-533 | .368 | 96-287 | .334 | 109-129 | .845 | 53 | 164 | 217 | 3.2 | 166 | 3 | 113 | 116 | 7 | 84 | 597 | 8.8 | |



14 SHAYNA GORE

| Career Superlatives | | |
|---------------------|------|------|
| | Sea. | Car. |
| 10+ Pts: | 13 | 84 |
| 20+ Pts: | 6 | 35 |
| 30+ Pts: | 1 | 2 |
| 5+ Rebs: | 5 | 21 |
| 10+ Rebs: | 0 | 1 |
| 5+ Asts: | 3 | 12 |
| 2+ Blks: | 1 | 1 |
| 2+ Stls: | 9 | 46 |
| Double-D: | 0 | 1 |

2018-19 Marshall Women's Basketball MARSHALL Individual Game-by-Game (as of Jan 05, 2019) All games

#14 GORE, Shayna

CAREER HIGHS

POINTS

S:.....34 at BGSU, 11/13/18

C:34 at BGSU, 11/13/18

FIELD GOALS

S:.....11 at BGSU, 11/13/18

C:12 at Charlotte, 2/2/18

FGA

S:.....21 at BGSU, 11/13/18

C:26 vs. Charlotte, 3/8/17

3-POINTERS

S:.....6 at BGSU, 11/13/18

C:8 at Charlotte, 2/2/18

3PTA

S:13 2x last vs. Coppin State, 12/1/18

C:14 at Charlotte, 2/2/18

FREE THROWS

S:6 3x last vs. Coppin State, 12/1/18

C:8, 3x last at WKU, 2/17/18

FTA

S:....7 2x last at Clemson, 12/18/18

C:10 2x, last vs. USM, 2/2/17

REBOUNDS

S:.....8 vs. Coppin State, 12/1/18

C:10 vs. FIU, 1/28/18

ASSISTS

S:.....9 vs. Coppin State, 12/1/18

C:9 vs. Coppin State, 12/1/18

BLOCKS

S:.....2 at App. State, 11/25/18

C:2 at App. State, 11/25/18

STEALS

S:.....4 4x (last vs. ODU), 1/3/19

C:7 vs. KCU, 12/18/17

MINUTES

S:.....40 at Clemson, 12/18/18

C:40 at Clemson, 12/18/18

| Opponent | Date | gs | min | Total | | 3-Pointers | | Free throws | | Rebounds | | | | | | | | | | | pts | avg |
|----------------------|----------|----|-----|--------|--------|------------|--------|-------------|-------|----------|-----|-----|-----|-----|----|-----|-----|-----|----|------|------|-----|
| | | | | fg-fga | pct | 3fg-fga | pct | ft-fa | pct | off | def | tot | avg | pf | a | t/o | blk | stl | | | | |
| INDIANA STATE | 11/7/18 | * | 34 | 3-14 | .214 | 2-8 | .250 | 4-4 | 1.000 | 0 | 5 | 5 | 5.0 | 4 | 2 | 2 | 0 | 1 | 12 | 12.0 | | |
| at Bowling Green | 11/13/18 | * | 33 | 11-21 | .524 | 6-13 | .462 | 6-6 | 1.000 | 0 | 3 | 3 | 4.0 | 2 | 2 | 0 | 0 | 4 | 34 | 23.0 | | |
| at Southern Illinois | 11/17/18 | * | 28 | 2-14 | .143 | 1-8 | .125 | 0-0 | .000 | 0 | 1 | 1 | 3.0 | 3 | 3 | 0 | 1 | 1 | 5 | 17.0 | | |
| BLUEFIELD STATE | 11/20/18 | * | 27 | 7-11 | .636 | 3-6 | .500 | 5-5 | 1.000 | 1 | 4 | 5 | 3.5 | 1 | 2 | 1 | 0 | 2 | 22 | 18.3 | | |
| at Appalachian State | 11/25/18 | * | 30 | 2-10 | .200 | 1-4 | .250 | 3-4 | .750 | 0 | 4 | 4 | 3.6 | 2 | 2 | 1 | 2 | 2 | 8 | 16.2 | | |
| EVANSVILLE | 11/29/18 | * | 37 | 4-18 | .222 | 4-10 | .400 | 6-6 | 1.000 | 0 | 6 | 6 | 4.0 | 3 | 4 | 0 | 0 | 2 | 18 | 16.5 | | |
| COPPIN STATE | 12/1/18 | * | 33 | 8-18 | .444 | 5-13 | .385 | 6-7 | .857 | 0 | 8 | 8 | 4.6 | 1 | 9 | 4 | 1 | 0 | 27 | 18.0 | | |
| at Wisconsin | 12/04/18 | * | 33 | 5-14 | .357 | 4-8 | .500 | 2-2 | 1.000 | 0 | 1 | 1 | 4.1 | 2 | 1 | 3 | 0 | 2 | 16 | 17.8 | | |
| CLEVELAND STATE | 12/8/18 | * | 31 | 7-11 | .636 | 4-7 | .571 | 2-2 | 1.000 | 1 | 3 | 4 | 4.1 | 2 | 6 | 1 | 0 | 0 | 20 | 18.0 | | |
| TENNESSEE STATE | 12/15/18 | * | 36 | 9-16 | .563 | 4-8 | .500 | 2-5 | .400 | 0 | 1 | 1 | 3.8 | 1 | 5 | 4 | 0 | 4 | 24 | 18.6 | | |
| at Clemson | 12/18/18 | * | 40 | 8-17 | .471 | 3-9 | .333 | 5-7 | .714 | 0 | 3 | 3 | 3.7 | 3 | 3 | 6 | 0 | 2 | 24 | 19.1 | | |
| TOWSON | 12/22/18 | * | 31 | 4-16 | .250 | 1-5 | .200 | 4-4 | 1.000 | 1 | 1 | 2 | 3.6 | 2 | 4 | 4 | 0 | 4 | 13 | 18.6 | | |
| DELAWARE STATE | 12/29/18 | * | 33 | 7-18 | .389 | 1-6 | .167 | 1-2 | .500 | 2 | 4 | 6 | 3.8 | 1 | 2 | 2 | 0 | 2 | 16 | 18.4 | | |
| OLD DOMINION | 1/3/19 | * | 32 | 5-12 | .417 | 2-4 | .500 | 2-3 | .667 | 0 | 3 | 3 | 3.7 | 3 | 4 | 3 | 1 | 4 | 14 | 18.1 | | |
| CHARLOTTE | 1/5/19 | * | 29 | 7-14 | .500 | 4-7 | .571 | 0-0 | .000 | 0 | 3 | 3 | 3.7 | 0 | 1 | 4 | 0 | 1 | 18 | 18.1 | | |
| Totals | | | 15 | 487 | 89-224 | .397 | 45-116 | .388 | 48-57 | .842 | 5 | 50 | 55 | 3.7 | 30 | 50 | 35 | 5 | 31 | 271 | 18.1 | |

Games played: 15

Minutes/game: 32.5

Points/game: 18.1

FG Pct: 39.7

3FG Pct: 38.8

FT Pct: 84.2

Rebounds/game: 3.7

Assists/game: 3.3

Turnovers/game: 2.3

Assist/turnover ratio: 1.4

Steals/game: 2.1

Blocks/game: 0.3

CAREER STATISTICS

| | | | Total | | 3-Point | | F-Throws | | Rebounds | | | | | | | | | | Scoring | |
|---------|--------|-----------|----------|------|---------|------|----------|------|----------|-----|-----|-----|-----|----|-----|-----|-----|-----|---------|------|
| Season | gp-gs | min/avg | fg-fga | pct | fg-fga | pct | ft-fa | pct | off | def | tot | avg | pf | fo | ast | to | blk | stl | pts | avg |
| 2015-16 | 32-3 | 779/24.3 | 120-301 | .399 | 51-173 | .295 | 54-66 | .818 | 19 | 80 | 99 | 3.1 | 55 | 0 | 57 | 81 | 0 | 34 | 345 | 10.8 |
| 2016-17 | 30-30 | 934/31.1 | 179-404 | .443 | 70-188 | .372 | 98-127 | .772 | 18 | 60 | 78 | 2.6 | 56 | 0 | 87 | 89 | 2 | 55 | 526 | 17.5 |
| 2017-18 | 29-25 | 900/31.0 | 200-445 | .449 | 86-215 | .400 | 82-95 | .863 | 15 | 83 | 98 | 3.4 | 62 | 0 | 71 | 87 | 2 | 50 | 568 | 19.6 |
| 2018-19 | 15-15 | 487/32.5 | 89-224 | .397 | 45-116 | .388 | 48-57 | .842 | 5 | 50 | 55 | 3.7 | 30 | 0 | 50 | 35 | 5 | 31 | 271 | 18.1 |
| TOTAL | 106-73 | 3100/29.2 | 588-1374 | .428 | 252-692 | .364 | 282-345 | .817 | 57 | 273 | 330 | 3.1 | 203 | 0 | 265 | 292 | 9 | 170 | 1710 | 16.1 |



15 TANA DRIVER

| Career Superlatives | | |
|---------------------|------|------|
| | Sea. | Car. |
| 10+ Pts: | 0 | 1 |
| 20+ Pts: | 0 | 0 |
| 5+ Rebs: | 0 | 0 |
| 10+ Rebs: | 0 | 0 |
| 5+ Asts: | 0 | 2 |
| 2+ Blks: | 0 | 0 |
| 2+ Stls: | 1 | 10 |
| Double-D: | 0 | 0 |

2018-19 Marshall Women's Basketball MARSHALL Individual Game-by-Game (as of Jan 05, 2019) All games

#15 DRIVER, Tana

CAREER HIGHS

POINTS

S:.....4 at Clemson, 12/18/18

C:12 vs. KCU, 12/18/17

FIELD GOALS

S:.....2 at Clemson, 12/18/18

C:3 2x, last vs. KCU, 12/18/17

FGA

S:.....3 3x last at Clemson, 12/18/18

C:7 at Florida, 12/10/17

3-POINTERS

S:.....1 vs. Cleveland State, 12/8/18

C:2 at Florida, 12/10/17

3PTA

S:.....2 vs. Cleveland State, 12/8/18

C:6 at Florida, 12/10/17

FREE THROWS

S:.....1 vs. Evansville, 11/29/18

C:5 vs. KCU, 12/18/17

FTA

S:.....2 3x (last vs. DSU), 12/22/18

C:6 vs. KCU, 12/18/17

REBOUNDS

S:.....2 at Clemson, 12/18/18

C:4 4x last vs UTSA, 2/8/18

ASSISTS

S:.....4 vs. Bluefield State, 11/20/18

C:7 vs. Morgan St., 12/6/17

BLOCKS

S:.....N/A

C:N/A

STEALS

S:.....2 vs. Bluefield State, 11/20/18

C:4 at FIU, 1/7/18

MINUTES

S:.....21 at Clemson, 12/18/18

C:34 vs. Morgan St., 12/6/17

| Opponent | Date | gs | min | Total | | 3-Pointers | | Free throws | | Rebounds | | | | pf | a | t/o | blk | stl | pts | avg |
|----------------------|----------|-----|-----|--------|------|------------|------|-------------|------|----------|-----|-----|-----|----|---|-----|-----|-----|-----|-----|
| | | | | fg-fga | pct | 3fg-fga | pct | ft-fa | pct | off | def | tot | avg | | | | | | | |
| INDIANA STATE | 11/7/18 | 6 | 0-1 | .000 | 0-0 | .000 | 0-0 | .000 | 0-0 | 0 | 0 | 0 | 0.0 | 0 | 0 | 0 | 0 | 0 | 0 | 0.0 |
| at Southern Illinois | 11/17/18 | 6 | 0-0 | .000 | 0-0 | .000 | 0-0 | .000 | 0-0 | 0 | 0 | 0 | 0.0 | 1 | 1 | 2 | 0 | 0 | 0 | 0.0 |
| BLUEFIELD STATE | 11/20/18 | 9 | 1-3 | .333 | 0-1 | .000 | 0-0 | .000 | 0-0 | 0 | 0 | 0 | 0.0 | 1 | 4 | 3 | 0 | 2 | 2 | 0.7 |
| at Appalachian State | 11/25/18 | 6 | 1-1 | 1.000 | 0-0 | .000 | 0-0 | .000 | 0-0 | 0 | 0 | 0 | 0.0 | 0 | 0 | 1 | 0 | 0 | 2 | 1.0 |
| EVANSVILLE | 11/29/18 | 6 | 1-1 | 1.000 | 0-0 | .000 | 0-0 | 1-2 | .500 | 0 | 0 | 0 | 0.0 | 0 | 0 | 0 | 0 | 1 | 3 | 1.4 |
| COPPIN STATE | 12/1/18 | 7 | 0-0 | .000 | 0-0 | .000 | 0-0 | 0-2 | .000 | 0 | 0 | 0 | 0.0 | 0 | 0 | 3 | 0 | 0 | 0 | 1.2 |
| at Wisconsin | 12/04/18 | 4 | 0-0 | .000 | 0-0 | .000 | 0-0 | .000 | 0-0 | 0 | 0 | 0 | 0.0 | 0 | 0 | 1 | 0 | 0 | 0 | 1.0 |
| CLEVELAND STATE | 12/8/18 | 5 | 1-3 | .333 | 1-2 | .500 | 0-0 | .000 | 0-0 | 0 | 1 | 1 | 0.1 | 1 | 0 | 0 | 0 | 0 | 3 | 1.3 |
| TENNESSEE STATE | 12/15/18 | 1 | 0-0 | .000 | 0-0 | .000 | 0-0 | .000 | 0-0 | 0 | 0 | 0 | 0.1 | 0 | 0 | 0 | 0 | 0 | 0 | 1.1 |
| at Clemson | 12/18/18 | 21 | 2-3 | .667 | 0-1 | .000 | 0-0 | .000 | 0-0 | 0 | 2 | 2 | 0.3 | 2 | 1 | 3 | 0 | 0 | 4 | 1.4 |
| TOWSON | 12/22/18 | dnp | - | - | - | - | - | - | - | - | - | - | - | - | - | - | - | - | - | - |
| DELAWARE STATE | 12/29/18 | 1 | 0-1 | .000 | 0-1 | .000 | 0-2 | .000 | 0-0 | 0 | 1 | 1 | 0.4 | 0 | 0 | 0 | 0 | 0 | 0 | 1.3 |
| OLD DOMINION | 1/3/19 | 7 | 0-0 | .000 | 0-0 | .000 | 0-0 | .000 | 0-0 | 0 | 0 | 0 | 0.3 | 2 | 0 | 2 | 0 | 1 | 0 | 1.2 |
| CHARLOTTE | 1/5/19 | dnp | - | - | - | - | - | - | - | - | - | - | - | - | - | - | - | - | - | - |
| Totals | | 0 | 79 | 6-13 | .462 | 1-5 | .200 | 1-6 | .167 | 0 | 4 | 4 | 0.3 | 7 | 6 | 15 | 0 | 4 | 14 | 1.2 |

Games played: 12

Minutes/game: 6.6

Points/game: 1.2

FG Pct: 46.2

3FG Pct: 20.0

FT Pct: 16.7

Rebounds/game: 0.3

Assists/game: 0.5


Turnovers/game: 1.3

Assist/turnover ratio: 0.4

Steals/game: 0.3

CAREER STATISTICS

| | | | Total | | 3-Point | | F-Throws | | Rebounds | | | | | | | | | | Scoring | |
|---------|-------|----------|--------|------|---------|------|----------|------|----------|-----|-----|-----|----|----|-----|----|-----|-----|---------|-----|
| Season | gp-gs | min/avg | fg-fga | pct | fg-fga | pct | ft-fa | pct | off | def | tot | avg | pf | fo | ast | to | blk | stl | pts | avg |
| 2016-17 | 20-0 | 153/7.7 | 4-20 | .200 | 1-9 | .111 | 6-8 | .750 | 4 | 8 | 12 | 0.6 | 12 | 0 | 11 | 17 | 0 | 4 | 15 | 0.8 |
| 2017-18 | 29-4 | 401/13.8 | 13-44 | .295 | 8-21 | .381 | 10-21 | .476 | 13 | 25 | 38 | 1.3 | 36 | 1 | 45 | 26 | 0 | 29 | 44 | 1.5 |
| 2018-19 | 12-0 | 79/6.6 | 6-13 | .462 | 1-5 | .200 | 1-6 | .167 | 0 | 4 | 4 | 0.3 | 7 | 0 | 6 | 15 | 0 | 4 | 14 | 1.2 |
| TOTAL | 61-4 | 633/10.4 | 23-77 | .299 | 10-35 | .286 | 17-35 | .486 | 17 | 37 | 54 | 0.9 | 55 | 1 | 62 | 58 | 0 | 37 | 73 | 1.2 |



20 TAYLOR PEARSON

| Career Superlatives | | |
|---------------------|------|------|
| | Sea. | Car. |
| 10+ Pts: | 3 | 6 |
| 20+ Pts: | 0 | 0 |
| 5+ Rebs: | 8 | 16 |
| 10+ Rebs: | 1 | 1 |
| 5+ Asts: | 1 | 1 |
| 2+ Blks: | 0 | 0 |
| 2+ Stls: | 5 | 7 |
| Double-D: | 1 | 1 |

2018-19 Marshall Women's Basketball MARSHALL Individual Game-by-Game (as of Jan 05, 2019) All games

#20 PEARSON, Taylor

CAREER HIGHS

POINTS

S:..... 10 3x (last vs. DSU), 12/29/18
C: 12 2x last vs. FAU, 3/1/18

FIELD GOALS

S:.... 5 twice (last vs. DSU), 12/29/18
C: 5 3x last vs. DSU, 12/29/18

FGA

S:..... 12 vs. Evansville, 11/29/18
C: 12 vs. Evansville, 11/29/18

3-POINTERS

S:..... 1 twice (last vs. ODU), 1/3/19
C: 2 2x last vs. FAU, 3/1/18

3PTA

S:..... 4 2x last at BGSU, 11/13/18
C: 6 vs. Longwood, 11/10/17

FREE THROWS

S:..... 6 vs. Evansville, 11/29/18
C: 6 vs. Evansville, 11/29/18

FTA

S:..... 7 vs. Evansville, 11/29/18
C: . 7 2x last vs. Evansville, 11/29/18

REBOUNDS

S:..... 12 vs. Evansville, 11/29/18
C: 12 vs. Evansville, 11/29/18

ASSISTS

S:..... 5 vs. Indiana State, 11/7/18
C: 5 vs. Indiana State, 11/7/18

BLOCKS

S:.. 1 2x last vs. Evansville, 11/29/18
C: . 1 4x last vs. Evansville, 11/29/18

STEALS

S:.... 2 5x (last vs. Charlotte), 1/5/19
C: 3 vs. KCU, 12/18/17

MINUTES

S:..... 34 vs. Indiana State, 11/7/18
C: 34 vs. Indiana State, 11/7/18

| Opponent | Date | gs | min | Total | | 3-Pointers | | Free throws | | Rebounds | | | | pf | a | t/o | blk | stl | pts | avg | |
|----------------------|----------|-----|-----|--------|-------|------------|------|-------------|-------|----------|-----|-----|-----|-----|----|-----|-----|-----|-----|-----|-----|
| | | | | fg-fga | pct | 3fg-fga | pct | ft-fa | pct | off | def | tot | avg | | | | | | | | |
| INDIANA STATE | 11/7/18 | * | 34 | 1-7 | .143 | 1-4 | .250 | 1-2 | .500 | 2 | 6 | 8 | 8.0 | 1 | 5 | 0 | 1 | 1 | 4 | 4.0 | |
| at Bowling Green | 11/13/18 | * | 25 | 2-7 | .286 | 0-4 | .000 | 2-4 | .500 | 1 | 2 | 3 | 5.5 | 4 | 0 | 2 | 0 | 0 | 6 | 5.0 | |
| at Southern Illinois | 11/17/18 | * | 23 | 5-7 | .714 | 0-1 | .000 | 0-2 | .000 | 1 | 5 | 6 | 5.7 | 2 | 1 | 2 | 0 | 2 | 10 | 6.7 | |
| BLUEFIELD STATE | 11/20/18 | * | 18 | 1-7 | .143 | 0-3 | .000 | 2-2 | 1.000 | 1 | 5 | 6 | 5.8 | 0 | 1 | 1 | 0 | 1 | 4 | 6.0 | |
| at Appalachian State | 11/25/18 | * | 19 | 1-8 | .125 | 0-2 | .000 | 0-0 | .000 | 0 | 3 | 3 | 5.2 | 1 | 0 | 2 | 0 | 2 | 2 | 5.2 | |
| EVANSVILLE | 11/29/18 | * | 26 | 2-12 | .167 | 0-2 | .000 | 6-7 | .857 | 3 | 9 | 12 | 6.3 | 3 | 1 | 3 | 1 | 2 | 10 | 6.0 | |
| COPPIN STATE | 12/1/18 | * | 25 | 1-3 | .333 | 0-1 | .000 | 3-3 | 1.000 | 0 | 5 | 5 | 6.1 | 4 | 4 | 1 | 0 | 1 | 5 | 5.9 | |
| at Wisconsin | 12/04/18 | * | 8 | 0-2 | .000 | 0-1 | .000 | 0-0 | .000 | 0 | 4 | 4 | 5.9 | 2 | 2 | 1 | 0 | 0 | 0 | 5.1 | |
| CLEVELAND STATE | 12/8/18 | dnp | - | - | - | - | - | - | - | - | - | - | - | - | - | - | - | - | - | - | |
| TENNESSEE STATE | 12/15/18 | dnp | - | - | - | - | - | - | - | - | - | - | - | - | - | - | - | - | - | - | |
| at Clemson | 12/18/18 | | 15 | 1-3 | .333 | 0-0 | .000 | 0-0 | .000 | 1 | 4 | 5 | 5.8 | 0 | 0 | 0 | 0 | 0 | 2 | 4.8 | |
| TOWSON | 12/22/18 | | 21 | 3-4 | .750 | 0-0 | .000 | 1-2 | .500 | 3 | 2 | 5 | 5.7 | 1 | 0 | 3 | 0 | 0 | 7 | 5.0 | |
| DELAWARE STATE | 12/29/18 | | 21 | 5-9 | .556 | 0-2 | .000 | 0-3 | .000 | 3 | 3 | 6 | 5.7 | 3 | 1 | 1 | 0 | 2 | 10 | 5.5 | |
| OLD DOMINION | 1/3/19 | * | 14 | 1-5 | .200 | 1-3 | .333 | 0-0 | .000 | 0 | 2 | 2 | 5.4 | 2 | 0 | 0 | 0 | 0 | 3 | 5.3 | |
| CHARLOTTE | 1/5/19 | * | 26 | 3-5 | .600 | 0-0 | .000 | 0-0 | .000 | 0 | 3 | 3 | 5.2 | 1 | 0 | 2 | 0 | 2 | 6 | 5.3 | |
| Totals | | | 10 | 275 | 26-79 | .329 | 2-23 | .087 | 15-25 | .600 | 15 | 53 | 68 | 5.2 | 24 | 15 | 18 | 2 | 13 | 69 | 5.3 |

Games played: 13

Minutes/game: 21.2

Points/game: 5.3

FG Pct: 32.9

3FG Pct: 8.7

FT Pct: 60.0

Rebounds/game: 5.2

Assists/game: 1.2

Turnovers/game: 1.4

Assist/turnover ratio: 0.8

Steals/game: 1.0

Blocks/game: 0.2

CAREER STATISTICS

| | | | Total | | 3-Point | | F-Throws | | Rebounds | | | | | | | | | | | Scoring | |
|---------|-------|----------|--------|------|---------|------|----------|------|----------|-----|-----|-----|----|----|-----|----|-----|-----|-----|---------|--|
| Season | gp-gs | min/avg | fg-fga | pct | fg-fga | pct | ft-fta | pct | off | def | tot | avg | pf | fo | ast | to | blk | stl | pts | avg | |
| 2017-18 | 29-4 | 572/19.7 | 54-140 | .386 | 14-51 | .275 | 40-55 | .727 | 33 | 61 | 94 | 3.2 | 57 | 0 | 30 | 44 | 2 | 13 | 162 | 5.6 | |
| 2018-19 | 13-10 | 275/21.2 | 26-79 | .329 | 2-23 | .087 | 15-25 | .600 | 15 | 53 | 68 | 5.2 | 24 | 0 | 15 | 18 | 2 | 13 | 69 | 5.3 | |
| TOTAL | 42-14 | 847/20.2 | 80-219 | .365 | 16-74 | .216 | 55-80 | .688 | 48 | 114 | 162 | 3.9 | 81 | 0 | 45 | 62 | 4 | 26 | 231 | 5.5 | |



| <u>Career Superlatives</u> | | |
|----------------------------|------|------|
| | Sea. | Car. |
| 10+ Pts: | 0 | 0 |
| 20+ Pts: | 0 | 0 |
| 5+ Rebs: | 0 | 0 |
| 10+ Rebs: | 0 | 0 |
| 5+ Asts: | 0 | 0 |
| 2+ Blks: | 1 | 1 |
| 2+ Stls: | 0 | 0 |
| Double-D: | 0 | 0 |

2018-19 Marshall Women's Basketball
MARSHALL Individual Game-by-Game (as of Jan 05, 2019)
All games

#21 TONEY, Brianna

CAREER HIGHS

POINTS

S:..... 2 vs. Bluefield State, 11/20/18
C: 5 2x, last at NT, 2/24/18

FIELD GOALS

S:..... 1 vs. Bluefield State, 11/20/18
C: 2 2x last at NT, 2/24/18

FGA

S:..... 3 vs. Bluefield State, 11/20/18
C: 5 vs Alice Lloyd, 12/30/17

3-POINTERS

S:..... N/A
C: 1 4x last at NT, 2/24/18

3PTA

S:..... 2 vs. Bluefield State, 11/20/18
C: 2 2x last at NT, 2/24/18

FREE THROWS

S:..... N/A
C:1 at Rice, 2/22/18

FTA

S:..... N/A
C:2 at Rice, 2/22/18

REBOUNDS

S:..... 3 vs. Bluefield State, 11/20/18
C: 3 3x last at NT, 2/24/18

ASSISTS

S:..... N/A
C:..... N/A

BLOCKS

S:..... 2 vs. Bluefield State, 11/20/18
C: 2 vs. Bluefield State, 11/20/18

STEALS

S:..... 1 2x last vs. BSC, 11/20/18
C1 at BGSU, 11/13/18

MINUTES

S:.....12 at BGSU, 11/13/18
C:12 at BGSU, 11/13/18

| Opponent | Date | gs | min | Total | | 3-Pointers | | Free throws | | Rebounds | | | | pf | a | t/o | blk | stl | pts | avg |
|----------------------|----------|----|-----|--------|------|------------|------|-------------|------|----------|-----|-----|-----|-----|---|-----|-----|-----|-----|-----|
| | | | | fg-fga | pct | 3fg-fga | pct | ft-fita | pct | off | def | tot | avg | | | | | | | |
| INDIANA STATE | 11/7/18 | | dnp | - | - | - | - | - | - | - | - | - | - | - | - | - | - | - | - | |
| at Bowling Green | 11/13/18 | | 12 | 0-2 | .000 | 0-1 | .000 | 0-0 | .000 | 0 | 2 | 2 | 2.0 | 2 | 0 | 1 | 0 | 1 | 0 | 0.0 |
| at Southern Illinois | 11/17/18 | | 3 | 0-0 | .000 | 0-0 | .000 | 0-0 | .000 | 0 | 0 | 0 | 1.0 | 1 | 0 | 1 | 0 | 0 | 0 | 0.0 |
| BLUEFIELD STATE | 11/20/18 | | 8 | 1-3 | .333 | 0-2 | .000 | 0-0 | .000 | 1 | 2 | 3 | 1.7 | 1 | 0 | 1 | 2 | 1 | 2 | 0.7 |
| at Appalachian State | 11/25/18 | | dnp | - | - | - | - | - | - | - | - | - | - | - | - | - | - | - | - | |
| EVANSVILLE | 11/29/18 | | dnp | - | - | - | - | - | - | - | - | - | - | - | - | - | - | - | - | |
| COPPIN STATE | 12/1/18 | | 2 | 0-0 | .000 | 0-0 | .000 | 0-0 | .000 | 0 | 0 | 0 | 1.3 | 0 | 0 | 0 | 0 | 0 | 0 | 0.5 |
| at Wisconsin | 12/04/18 | | 1 | 0-0 | .000 | 0-0 | .000 | 0-0 | .000 | 0 | 1 | 1 | 1.2 | 0 | 0 | 0 | 0 | 0 | 0 | 0.4 |
| CLEVELAND STATE | 12/8/18 | | 7 | 0-2 | .000 | 0-0 | .000 | 0-0 | .000 | 1 | 1 | 2 | 1.3 | 1 | 0 | 1 | 0 | 0 | 0 | 0.3 |
| TENNESSEE STATE | 12/15/18 | | 1 | 0-0 | .000 | 0-0 | .000 | 0-0 | .000 | 0 | 1 | 1 | 1.3 | 0 | 0 | 0 | 0 | 0 | 0 | 0.3 |
| at Clemson | 12/18/18 | | dnp | - | - | - | - | - | - | - | - | - | - | - | - | - | - | - | - | |
| TOWSON | 12/22/18 | | dnp | - | - | - | - | - | - | - | - | - | - | - | - | - | - | - | - | |
| DELAWARE STATE | 12/29/18 | | 5 | 0-1 | .000 | 0-1 | .000 | 0-0 | .000 | 0 | 2 | 2 | 1.4 | 0 | 0 | 0 | 0 | 0 | 0 | 0.3 |
| OLD DOMINION | 1/3/19 | | dnp | - | - | - | - | - | - | - | - | - | - | - | - | - | - | - | - | |
| CHARLOTTE | 1/5/19 | | 4 | 0-1 | .000 | 0-0 | .000 | 0-0 | .000 | 0 | 0 | 0 | 1.2 | 1 | 0 | 0 | 0 | 0 | 0 | 0.2 |
| Totals | | | 0 | 43 | 1-9 | .111 | 0-4 | .000 | 0-0 | .000 | 2 | 9 | 11 | 1.2 | 6 | 0 | 4 | 2 | 2 | 0.2 |

Games played: 9

Minutes/game: 4.8

Points/game: 0.2

FG Pct: 11.1

3FG Pct: 0.0

Rebounds/game: 1.2

Turnovers/game: 0.4

Steals/game: 0.2

Blocks/game: 0.2

CAREER STATISTICS

| | | | Total | | 3-Point | | F-Throws | | Rebounds | | | | | | | | | | Scoring | |
|---------|-------|---------|--------|------|---------|------|----------|------|----------|-----|-----|-----|----|----|-----|----|-----|-----|---------|-----|
| Season | gp-gs | min/avg | fg-fga | pct | fg-fga | pct | ft-fita | pct | off | def | tot | avg | pf | fo | ast | to | blk | stl | pts | avg |
| 2017-18 | 12-0 | 48/4.0 | 8-17 | .471 | 4-7 | .571 | 1-2 | .500 | 4 | 8 | 12 | 1.0 | 5 | 0 | 0 | 0 | 1 | 1 | 21 | 1.8 |
| 2018-19 | 9-0 | 43/4.8 | 1-9 | .111 | 0-4 | .000 | 0-0 | .000 | 2 | 9 | 11 | 1.2 | 6 | 0 | 0 | 4 | 2 | 2 | 2 | 0.2 |
| TOTAL | 21-0 | 91/4.3 | 9-26 | .346 | 4-11 | .364 | 1-2 | .500 | 6 | 17 | 23 | 1.1 | 11 | 0 | 0 | 4 | 3 | 3 | 23 | 1.1 |



22 KHADAIJIA BROOKS

| Career Superlatives | | |
|---------------------|------|------|
| | Sea. | Car. |
| 10+ Pts: | 6 | 12 |
| 20+ Pts: | 0 | 1 |
| 5+ Rebs: | 9 | 27 |
| 10+ Rebs: | 4 | 9 |
| 5+ Asts: | 0 | 1 |
| 2+ Blks: | 5 | 9 |
| 2+ Stls: | 4 | 9 |
| Double-D: | 2 | 5 |

2018-19 Marshall Women's Basketball MARSHALL Individual Game-by-Game (as of Jan 05, 2019) All games

#22 BROOKS, Khadaijia

CAREER HIGHS

POINTS

S:..... 19 vs. Evansville, 11/29/18
C: 22 vs. MFK, 12/20/16

FIELD GOALS

S:..... 8 vs. Evansville, 11/29/18
C: .8 2x last vs. Evansville, 11/29/18

FGA

S:..... 15 vs. DSU, 12/29/18
C: 15 vs. DSU, 12/29/18

3-POINTERS

S:..... 4 at App. State, 11/25/18
C: .4 2x last at App. State, 11/25/18

3PTA

S:.... 7 twice (last vs. DSU), 12/29/18
S:.... 7 twice (last vs. DSU), 12/29/18

FREE THROWS

S:..... 5 vs. ODU, 1/3/19
C: 5 vs. ODU, 1/3/19

FTA

S:..... 7 vs. Evansville, 11/29/18
C: 7 vs. Evansville, 11/29/18

REBOUNDS

S:..... 13 vs. Evansville, 11/29/18
C: 13 vs. Evansville, 11/29/18

ASSISTS

S:..... 3 3x (last vs. DSU), 12/29/18
C: 5 vs. Southern Miss, 2/2/17

BLOCKS

S:..... 3 vs. ODU, 1/3/19
C: 3 3x (last vs. ODU), 1/3/19

STEALS

S:..... 3 vs. Coppin State, 12/1/18
C: 3 2x last vs. Coppin State, 12/1/18

MINUTES

S:..... 33 vs. Evansville, 11/29/18
C: 38 twice, last vs. USM, 2/2/17

| Opponent | Date | gs | min | Total | | 3-Pointers | | Free throws | | Rebounds | | | | pf | a | t/o | blk | stl | pts | avg | |
|----------------------|----------|----|-----|--------|--------|------------|-------|-------------|-------|----------|-----|-----|------|-----|----|-----|-----|-----|-----|------|-----|
| | | | | fg-fga | pct | 3fg-fga | pct | ft-fa | pct | off | def | tot | avg | | | | | | | | |
| INDIANA STATE | 11/7/18 | * | 32 | 7-13 | .538 | 0-1 | .000 | 2-2 | 1.000 | 1 | 10 | 11 | 11.0 | 2 | 0 | 5 | 2 | 0 | 16 | 16.0 | |
| at Bowling Green | 11/13/18 | * | 19 | 1-7 | .143 | 0-4 | .000 | 0-0 | .000 | 0 | 2 | 2 | 6.5 | 2 | 1 | 1 | 1 | 0 | 2 | 9.0 | |
| at Southern Illinois | 11/17/18 | * | 26 | 1-3 | .333 | 0-1 | .000 | 1-2 | .500 | 1 | 0 | 1 | 4.7 | 2 | 0 | 4 | 1 | 0 | 3 | 7.0 | |
| BLUEFIELD STATE | 11/20/18 | * | 20 | 3-12 | .250 | 0-2 | .000 | 2-4 | .500 | 5 | 6 | 11 | 6.3 | 2 | 1 | 0 | 2 | 2 | 8 | 7.3 | |
| at Appalachian State | 11/25/18 | * | 20 | 4-7 | .571 | 4-7 | .571 | 0-0 | .000 | 1 | 2 | 3 | 5.6 | 2 | 1 | 1 | 0 | 0 | 12 | 8.2 | |
| EVANSVILLE | 11/29/18 | * | 33 | 8-13 | .615 | 0-1 | .000 | 3-7 | .429 | 6 | 7 | 13 | 6.8 | 1 | 3 | 2 | 1 | 0 | 19 | 10.0 | |
| COPPIN STATE | 12/1/18 | * | 22 | 2-6 | .333 | 1-2 | .500 | 0-0 | .000 | 2 | 8 | 10 | 7.3 | 4 | 1 | 2 | 1 | 3 | 5 | 9.3 | |
| at Wisconsin | 12/04/18 | * | 25 | 0-10 | .000 | 0-6 | .000 | 0-0 | .000 | 2 | 2 | 4 | 6.9 | 1 | 1 | 2 | 2 | 1 | 0 | 8.1 | |
| CLEVELAND STATE | 12/8/18 | * | 19 | 4-12 | .333 | 0-0 | .000 | 0-0 | .000 | 0 | 1 | 1 | 6.2 | 1 | 1 | 0 | 0 | 1 | 8 | 8.1 | |
| TENNESSEE STATE | 12/15/18 | * | 29 | 0-5 | .000 | 0-1 | .000 | 2-2 | 1.000 | 3 | 6 | 9 | 6.5 | 3 | 3 | 1 | 1 | 1 | 2 | 7.5 | |
| at Clemson | 12/18/18 | * | 26 | 3-7 | .429 | 2-5 | .400 | 0-0 | .000 | 1 | 8 | 9 | 6.7 | 3 | 0 | 5 | 1 | 2 | 8 | 7.5 | |
| TOWSON | 12/22/18 | * | 25 | 3-6 | .500 | 1-2 | .500 | 0-0 | .000 | 2 | 3 | 5 | 6.6 | 3 | 2 | 1 | 1 | 1 | 7 | 7.5 | |
| DELAWARE STATE | 12/29/18 | * | 28 | 6-15 | .400 | 1-7 | .143 | 0-0 | .000 | 4 | 5 | 9 | 6.8 | 1 | 3 | 0 | 2 | 0 | 13 | 7.9 | |
| OLD DOMINION | 1/3/19 | * | 25 | 3-5 | .600 | 1-1 | 1.000 | 5-6 | .833 | 1 | 4 | 5 | 6.6 | 1 | 1 | 1 | 3 | 2 | 12 | 8.2 | |
| CHARLOTTE | 1/5/19 | * | 21 | 4-12 | .333 | 0-2 | .000 | 3-4 | .750 | 1 | 2 | 3 | 6.4 | 3 | 1 | 0 | 1 | 1 | 11 | 8.4 | |
| Totals | | | 15 | 370 | 49-133 | .368 | 10-42 | .238 | 18-27 | .667 | 30 | 66 | 96 | 6.4 | 31 | 19 | 25 | 19 | 14 | 126 | 8.4 |

Games played: 15

Minutes/game: 24.7

Points/game: 8.4

FG Pct: 36.8

3FG Pct: 23.8

FT Pct: 66.7

Rebounds/game: 6.4

Assists/game: 1.3

Turnovers/game: 1.7

Assist/turnover ratio: 0.8

Steals/game: 0.9

Blocks/game: 1.3

CAREER STATISTICS

| Season | gp-gs | min/avg | Total | | 3-Point | | F-Throws | | Rebounds | | | | | | | | | | Scoring | |
|---------|-------|-----------|---------|------|---------|------|----------|------|----------|-----|-----|-----|----|----|-----|----|-----|-----|---------|-----|
| | | | fg-fga | pct | fg-fga | pct | ft-fa | pct | off | def | tot | avg | pf | fo | ast | to | blk | stl | pts | avg |
| 2015-16 | 31-0 | 234/7.5 | 18-47 | .383 | 1-6 | .167 | 5-10 | .500 | 17 | 37 | 54 | 1.7 | 24 | 0 | 15 | 20 | 10 | 9 | 42 | 1.4 |
| 2016-17 | 22-21 | 647/29.4 | 66-133 | .496 | 20-57 | .351 | 19-28 | .679 | 41 | 102 | 143 | 6.5 | 40 | 0 | 33 | 26 | 14 | 18 | 171 | 7.8 |
| 2018-19 | 15-15 | 370/24.7 | 49-133 | .368 | 10-42 | .238 | 18-27 | .667 | 30 | 66 | 96 | 6.4 | 31 | 0 | 19 | 25 | 19 | 14 | 126 | 8.4 |
| TOTAL | 68-36 | 1251/18.4 | 133-313 | .425 | 31-105 | .295 | 42-65 | .646 | 88 | 205 | 293 | 4.3 | 95 | 0 | 67 | 71 | 43 | 41 | 339 | 5.0 |



23 KRISTEN MAYO

| Career Superlatives | | |
|---------------------|------|------|
| | Sea. | Car. |
| 10+ Pts: | 6 | 15 |
| 20+ Pts: | 0 | 0 |
| 5+ Rebs: | 3 | 4 |
| 10+ Rebs: | 0 | 0 |
| 5+ Asts: | 3 | 7 |
| 2+ Blks: | 0 | 0 |
| 2+ Stls: | 9 | 16 |
| Double-D: | 0 | 0 |

2018-19 Marshall Women's Basketball MARSHALL Individual Game-by-Game (as of Jan 05, 2019) All games

#23 MAYO, Kristen

CAREER HIGHS

POINTS

S:..... 18 vs. Coppin State, 12/1/18
C: 18 vs. Coppin State, 12/1/18

FIELD GOALS

S:..... 6 vs. Coppin State, 12/1/18
C: 6 2x last vs. Coppin State, 12/1/18

FGA

S:.... 12 vs. Bluefield State, 11/20/18
C: 16 at FIU, 1/7/18

3-POINTERS

S:..... 6 vs. Coppin State, 12/1/18
C: 6 vs. Coppin State, 12/1/18

3PTA

S:..... 7 at Wisconsin, 12/4/18
C: 7 at Cleveland State, 11/19/17

FREE THROWS

S:..... 6 vs. Evansville, 11/29/18
C: 6 vs. Evansville, 11/29/18

FTA

S:..... 6 vs. Evansville, 11/29/18
C: .6 2x last vs. Evansville, 11/29/18

REBOUNDS

S:..... 5 3x (last vs. DSU), 12/29/18
C: 5 4x (last vs. DSU), 12/29/18

ASSISTS

S:..... 8 2x last vs. TSU, 12/15/18
C: 8 2x last vs. TSU, 12/15/18

BLOCKS

S:..... 1 vs. ODU, 1/3/19
C: 1 3x (last vs. ODU), 1/3/19

STEALS

S:..... 4 vs. TSU, 12/15/18
C: 4 3x last vs. TSU, 12/15/18

MINUTES

S:..... 33 vs. TSU, 12/15/18
C: 36 vs. UTSA, 2/8/18

| Opponent | Date | gs | min | Total | | 3-Pointers | | Free throws | | Rebounds | | | | pf | a | t/o | blk | stl | pts | avg | |
|----------------------|----------|----|-----|--------|--------|------------|-------|-------------|-------|----------|-----|-----|-----|-----|----|-----|-----|-----|-----|------|-----|
| | | | | fg-fga | pct | 3fg-fga | pct | ft-fa | pct | off | def | tot | avg | | | | | | | | |
| INDIANA STATE | 11/7/18 | * | 31 | 2-6 | .333 | 2-4 | .500 | 4-4 | 1.000 | 0 | 1 | 1 | 1.0 | 3 | 2 | 3 | 0 | 2 | 10 | 10.0 | |
| at Bowling Green | 11/13/18 | * | 30 | 3-6 | .500 | 1-4 | .250 | 2-2 | 1.000 | 0 | 5 | 5 | 3.0 | 2 | 6 | 2 | 0 | 1 | 9 | 9.5 | |
| at Southern Illinois | 11/17/18 | * | 28 | 3-7 | .429 | 2-3 | .667 | 2-2 | 1.000 | 0 | 3 | 3 | 3.0 | 3 | 2 | 5 | 0 | 2 | 10 | 9.7 | |
| BLUEFIELD STATE | 11/20/18 | * | 26 | 5-12 | .417 | 2-5 | .400 | 1-1 | 1.000 | 1 | 3 | 4 | 3.3 | 2 | 2 | 2 | 0 | 1 | 13 | 10.5 | |
| at Appalachian State | 11/25/18 | * | 31 | 4-10 | .400 | 1-3 | .333 | 2-2 | 1.000 | 0 | 3 | 3 | 3.2 | 3 | 4 | 0 | 0 | 0 | 11 | 10.6 | |
| EVANSVILLE | 11/29/18 | * | 32 | 2-9 | .222 | 0-4 | .000 | 6-6 | 1.000 | 0 | 3 | 3 | 3.2 | 0 | 3 | 0 | 0 | 1 | 10 | 10.5 | |
| COPPIN STATE | 12/1/18 | * | 23 | 6-8 | .750 | 6-6 | 1.000 | 0-0 | .000 | 1 | 4 | 5 | 3.4 | 1 | 1 | 6 | 0 | 2 | 18 | 11.6 | |
| at Wisconsin | 12/04/18 | * | 32 | 2-10 | .200 | 2-7 | .286 | 1-2 | .500 | 0 | 2 | 2 | 3.3 | 1 | 3 | 0 | 0 | 2 | 7 | 11.0 | |
| CLEVELAND STATE | 12/8/18 | * | 24 | 3-8 | .375 | 1-5 | .200 | 1-1 | 1.000 | 0 | 4 | 4 | 3.3 | 0 | 8 | 0 | 0 | 1 | 8 | 10.7 | |
| TENNESSEE STATE | 12/15/18 | * | 33 | 3-9 | .333 | 0-4 | .000 | 2-2 | 1.000 | 1 | 2 | 3 | 3.3 | 0 | 8 | 1 | 0 | 4 | 8 | 10.4 | |
| at Clemson | 12/18/18 | * | 24 | 0-5 | .000 | 0-4 | .000 | 0-0 | .000 | 0 | 3 | 3 | 3.3 | 3 | 2 | 5 | 0 | 2 | 0 | 9.5 | |
| TOWSON | 12/22/18 | * | 28 | 3-8 | .375 | 1-3 | .333 | 2-2 | 1.000 | 0 | 2 | 2 | 3.2 | 2 | 4 | 3 | 0 | 2 | 9 | 9.4 | |
| DELAWARE STATE | 12/29/18 | * | 30 | 4-9 | .444 | 1-4 | .250 | 0-0 | .000 | 1 | 4 | 5 | 3.3 | 2 | 4 | 2 | 0 | 3 | 9 | 9.4 | |
| OLD DOMINION | 1/3/19 | * | 26 | 2-8 | .250 | 1-6 | .167 | 2-2 | 1.000 | 0 | 0 | 0 | 3.1 | 3 | 3 | 3 | 1 | 2 | 7 | 9.2 | |
| CHARLOTTE | 1/5/19 | * | 28 | 2-6 | .333 | 1-5 | .200 | 0-0 | .000 | 0 | 4 | 4 | 3.1 | 1 | 2 | 1 | 0 | 1 | 5 | 8.9 | |
| Totals | | | 15 | 426 | 44-121 | .364 | 21-67 | .313 | 25-26 | .962 | 4 | 43 | 47 | 3.1 | 26 | 54 | 33 | 1 | 26 | 134 | 8.9 |

Games played: 15

Minutes/game: 28.4

Points/game: 8.9

FG Pct: 36.4

3FG Pct: 31.3

FT Pct: 96.2

Rebounds/game: 3.1

Assists/game: 3.6

Turnovers/game: 2.2

Assist/turnover ratio: 1.6

Steals/game: 1.7

Blocks/game: 0.1

CAREER STATISTICS

| | | | Total | | 3-Point | | F-Throws | | Rebounds | | | | | | | | | | Scoring | |
|---------|-------|-----------|---------|------|---------|------|----------|------|----------|-----|-----|-----|----|----|-----|-----|-----|-----|---------|-----|
| Season | gp-gs | min/avg | fg-fga | pct | fg-fga | pct | ft-fa | pct | off | def | tot | avg | pf | fo | ast | to | blk | stl | pts | avg |
| 2017-18 | 29-25 | 821/28.3 | 70-214 | .327 | 34-94 | .362 | 31-42 | .738 | 7 | 67 | 74 | 2.6 | 57 | 0 | 85 | 75 | 2 | 31 | 205 | 7.1 |
| 2018-19 | 15-15 | 426/28.4 | 44-121 | .364 | 21-67 | .313 | 25-26 | .962 | 4 | 43 | 47 | 3.1 | 26 | 0 | 54 | 33 | 1 | 26 | 134 | 8.9 |
| TOTAL | 44-40 | 1247/28.3 | 114-335 | .340 | 55-161 | .342 | 56-68 | .824 | 11 | 110 | 121 | 2.8 | 83 | 0 | 139 | 108 | 3 | 57 | 339 | 7.7 |



33 AERIEL ADKINS

| Career Superlatives | | |
|---------------------|------|------|
| | Sea. | Car. |
| 10+ Pts: | 0 | 0 |
| 20+ Pts: | 0 | 0 |
| 5+ Rebs: | 0 | 0 |
| 10+ Rebs: | 0 | 0 |
| 5+ Asts: | 0 | 0 |
| 2+ Blks: | 0 | 0 |
| 2+ Stls: | 0 | 0 |
| Double-D: | 0 | 0 |

2018-19 Marshall Women's Basketball MARSHALL Individual Game-by-Game (as of Jan 05, 2019) All games

#33 ADKINS, Aerial

CAREER HIGHS

POINTS

S:..... 3 vs. TSU, 12/15/18
C: 3 vs. TSU, 12/15/18

FIELD GOALS

S:..... 1 vs. TSU, 12/15/18
C: 1 vs. TSU, 12/15/18

FGA

S:..... 3 vs. Bluefield State, 11/20/18
C: 3 vs. Bluefield State, 11/20/18

3-POINTERS

S:..... 1 vs. TSU, 12/15/18
C: 1 vs. TSU, 12/15/18

3PTA

S:..... 2 vs. Bluefield State, 11/20/18
C: 2 vs. Bluefield State, 11/20/18

FREE THROWS

S:..... N/A
C: N/A

FTA

S:..... N/A
C: N/A

REBOUNDS

S:..... 4 vs. Bluefield State, 11/20/18
C: 4 vs. Bluefield State, 11/20/18

ASSISTS

S:..... N/A
C: N/A

BLOCKS

S:..... 1 vs. Bluefield State, 11/20/18
C: 1 vs. Bluefield State, 11/20/18

STEALS

S:..... 1 vs. Bluefield State, 11/20/18
C: 1 vs. Bluefield State, 11/20/18

MINUTES

S:...6 2x last vs. Clev. State, 12/8/18
C: ..6 2x last vs. Clev. State, 12/8/18

| Opponent | Date | gs | min | Total | | 3-Pointers | | Free throws | | Rebounds | | | | pf | a | t/o | blk | stl | pts | avg |
|----------------------|----------|----|-----|--------|------|------------|------|-------------|------|----------|-----|-----|-----|----|---|-----|-----|-----|-----|-----|
| | | | | fg-fga | pct | 3fg-fga | pct | ft-fa | pct | off | def | tot | avg | | | | | | | |
| INDIANA STATE | 11/7/18 | | dnp | - | - | - | - | - | - | - | - | - | - | - | - | - | - | - | - | - |
| at Southern Illinois | 11/17/18 | | dnp | - | - | - | - | - | - | - | - | - | - | - | - | - | - | - | - | - |
| BLUEFIELD STATE | 11/20/18 | 6 | 0-3 | .000 | 0-2 | .000 | 0-0 | .000 | 0-0 | 1 | 3 | 4 | 4.0 | 1 | 0 | 0 | 1 | 1 | 0 | 0.0 |
| at Appalachian State | 11/25/18 | | dnp | - | - | - | - | - | - | - | - | - | - | - | - | - | - | - | - | - |
| EVANSVILLE | 11/29/18 | | dnp | - | - | - | - | - | - | - | - | - | - | - | - | - | - | - | - | - |
| COPPIN STATE | 12/1/18 | 2 | 0-0 | .000 | 0-0 | .000 | 0-0 | .000 | 0-0 | 0 | 0 | 0 | 2.0 | 1 | 0 | 0 | 0 | 0 | 0 | 0.0 |
| at Wisconsin | 12/04/18 | 1 | 0-0 | .000 | 0-0 | .000 | 0-0 | .000 | 0-0 | 0 | 0 | 0 | 1.3 | 0 | 0 | 0 | 0 | 0 | 0 | 0.0 |
| CLEVELAND STATE | 12/8/18 | 6 | 0-0 | .000 | 0-0 | .000 | 0-0 | .000 | 0-0 | 1 | 0 | 1 | 1.3 | 1 | 0 | 0 | 0 | 0 | 0 | 0.0 |
| TENNESSEE STATE | 12/15/18 | 1 | 1-1 | 1.000 | 1-1 | 1.000 | 0-0 | .000 | 0-0 | 0 | 0 | 0 | 1.0 | 0 | 0 | 0 | 0 | 0 | 3 | 0.6 |
| at Clemson | 12/18/18 | | dnp | - | - | - | - | - | - | - | - | - | - | - | - | - | - | - | - | - |
| TOWSON | 12/22/18 | | dnp | - | - | - | - | - | - | - | - | - | - | - | - | - | - | - | - | - |
| DELAWARE STATE | 12/29/18 | | dnp | - | - | - | - | - | - | - | - | - | - | - | - | - | - | - | - | - |
| OLD DOMINION | 1/3/19 | | dnp | - | - | - | - | - | - | - | - | - | - | - | - | - | - | - | - | - |
| CHARLOTTE | 1/5/19 | | dnp | - | - | - | - | - | - | - | - | - | - | - | - | - | - | - | - | - |
| Totals | | 0 | 16 | 1-4 | .250 | 1-3 | .333 | 0-0 | .000 | 2 | 3 | 5 | 1.0 | 3 | 0 | 0 | 1 | 1 | 3 | 0.6 |

Games played: 5
Minutes/game: 3.2
Points/game: 0.6
FG Pct: 25.0
3FG Pct: 33.3

Rebounds/game: 1.0
Steals/game: 0.2
Blocks/game: 0.2


CAREER STATISTICS

| Season | gp-gs | min/avg | Total | | 3-Point | | F-Throws | | Rebounds | | | | Scoring | | | | | |
|---------|-------|---------|--------|------|---------|------|----------|------|----------|-----|-----|-----|---------|----|-----|----|-----|-----|
| | | | fg-fga | pct | fg-fga | pct | ft-fa | pct | off | def | tot | avg | pf | fo | ast | to | blk | stl |
| 2018-19 | 5-0 | 16/3.2 | 1-4 | .250 | 1-3 | .333 | 0-0 | .000 | 2 | 3 | 5 | 1.0 | 3 | 0 | 0 | 0 | 1 | 1 |
| TOTAL | 5-0 | 16/3.2 | 1-4 | .250 | 1-3 | .333 | 0-0 | .000 | 2 | 3 | 5 | 1.0 | 3 | 0 | 0 | 0 | 1 | 1 |
| | | | | | | | | | | | | | | | | | | |
| | | | | | | | | | | | | | | | | | | |
| | | | | | | | | | | | | | | | | | | |
| | | | | | | | | | | | | | | | | | | |
| | | | | | | | | | | | | | | | | | | |
| | | | | | | | | | | | | | | | | | | |
| | | | | | | | | | | | | | | | | | | |
| | | | | | | | | | | | | | | | | | | |

TV/RADIO ROSTER




0 KIA SIVILS
G - 5-7 - FR
LOUISVILLE, KY.



1 JOVANA VUCETIC
F - 6-1 - JR
LOZNICA, SERBIA



2 LOGAN FRALEY
G - 5-10 - SR
ASHLAND, KY.




5 PRINCESS CLEMONS
G/F - 5-11 - JR
CHESTER, PA.




10 ASHLEY SAINTIGENE
F - 6-2 - JR
LAUDERDALE LAKES, FLA.




11 TAYLOR PORTER
G - 5-8 - RS SR
LOUISA, KY.



14 SHAYNA GORE
G/F - 5-8 - SR
LOGAN, W.VA.



15 TANA DRIVER
G - 5-0 - RS JR
IRVING, TEXAS



20 TAYLOR PEARSON
F - 5-7 - SO
COLUMBUS, OHIO



21 BRIANNA TONEY
F - 5-11 - SO
BEXLEY, OHIO



22 KHADAIJA BROOKS
G/F - 5-10 - RS-JR
BRISTOL, CONN



23 KRISTEN MAYO
G - 5-5 - SO
GRAYSON, KY.



33 AERIAL ADKINS
G/F - 5-10 - FR
WAYNE, W.VA.



34 LORELEI ROPER
F/C - 6-1 - FR
CHARLOTTE, N.C



TONY KEMPER
HEAD COACH
2ND SEASON



ADRIA CRAWFORD
ASSISTANT COACH
1ST SEASON



LAZAR MILINKOVIC
ASSISTANT COACH
3RD SEASON



STEPHANIE STOGLIN-REED
ASSISTANT COACH
3RD SEASON



ELIZABETH BROWN
DIRECTOR OF OPS.
1ST SEASON



KIANA EVANS
GRADUATE ASSISTANT
2ND SEASON