


**HISTORY & RECORDS**



*Jule Rivlin*

*Leo Byrd*



"Consistency," Hal Greer once told the Philadelphia Daily News. "For me, that was the thing ... I would like to be remembered as a great, consistent player."

Over the course of the 15 NBA seasons turned in by the slight, soft-spoken Hall of Fame guard from West Virginia, consistency was indeed the thing. He turned in quality performances almost every night, scoring 19.2 points per game during his career, playing in 1,122 games, and racking up 21,586 points (14th

on the all-time list). He remained with the same franchise throughout his career, starting with Syracuse in 1958 and then moving with the Nationals when they became the Philadelphia 76ers in 1963. He was an All-Star for 10 straight seasons and a seven-time member of the All-NBA Second Team. He was also the second-leading scorer on Philadelphia's vaunted championship team of 1966-67.

Harold Everett "Hal" Greer grew up in Huntington, West Virginia, where he starred for Douglas High School. The first African-American to receive a scholarship at Marshall College and the first to play intercollegiate athletics in the state of West Virginia, he averaged 19.4 points in his three varsity seasons. He was an all-conference selection in 1957 and 1958, and an All-American pick in 1958. After being selected by the Syracuse Nationals in the second round of the 1958 NBA Draft, Greer came to his first training camp as a skinny kid who lacked confidence.

But in his first season Greer already showed the skills that would eventually make him a star: a deadly jump shot, quick penetrations to the basket, and tenacious defense. He came off the bench for 11.1 points per game in 1958-59, shooting .454 from the field and .778 from the line. His field-goal percentage was the fourth-highest mark in the NBA that year.

In 1959-60 Greer shot even better from the field, hitting at a .476 clip to place second in the league. Syracuse finished with a 45-30 record but was eliminated in the first round of the playoffs by the Philadelphia Warriors.

In 1960-61, his third NBA season, Greer moved into a starting role and emerged as a star. He raised his production to 19.6 points per game and earned his first trip to the NBA All-Star Game. He ranked second on the team in scoring to Dolph Schayes, who averaged 23.6 points. The Nationals made it through the Eastern Division Semifinals but were demolished in the division finals by the Boston Celtics, four games to one.

Greer averaged 22.8 points the next year, adding 7.4 rebounds and 4.4 assists per contest. With injuries limiting Schayes to 56 games, Greer took over the team's scoring mantle. He ranked 13th in the NBA in scoring and ninth in free-throw percentage (.819). In the 1962 NBA All-Star Game, Greer racked up a team-high nine assists - one more than the legendary Bob Cousy - and hauled in 10 rebounds, just two fewer than another legend, Bill Russell. Greer led the Nationals to the playoffs, where they fell to Warriors in the Eastern Division Semifinals.

The smooth guard broke into the ranks of the top 10 NBA scorers in 1962-63 by garnering 1,562 points, an average of 19.5 points per game. He also had the fifth-best free-throw percentage in the league at .834. As an acknowledgement of his superb offensive performance, Greer was named to the All-NBA Second Team at season's end. Syracuse finished second in the Eastern Division with a 48-32 record, then lost to the Cincinnati Royals in the division semifinals.

The Nationals changed ownership after the 1962-63 season and moved to Philadelphia for 1963-64, to be reborn as the Philadelphia

76ers. The new surroundings seemed to suit Greer just fine. He settled into a seven-year stretch in which he averaged at least 20 points in each season. He made the All-NBA Second Team in six of those years and played in the All-Star Game in all seven campaigns. Greer's production was aided by the arrival of Wilt Chamberlain during the 1964-65 season. "When you have Wilt, you don't work as hard to get your shot," Greer told one writer.

If Chamberlain was the team's go-to-guy, then Greer was its quarterback, the man who made the action happen. But he wasn't flashy or flamboyant and didn't attract much attention from the media. In fact, one Herald-Tribune sportswriter claimed that "if there were an award given for a player who is most respected by basketball insiders, while getting the minimum public appreciation, Greer could win hands down."

One of Greer's strong points was his jump shot. His favorite spot to hit from was inside the top of the key. His one-time coach, Alex Hannum, said Greer could sink that shot about 70 percent of the time and encouraged him to take it whenever he had the opportunity. "Hal's quickness enables him to free himself for the moment of daylight that he needs," Hannum said. "He's so good on his jumper that it startles you when he misses."

Greer played a major role on what many feel was the greatest team of all time, the 1966-67 Philadelphia 76ers. That squad, which also included Chamberlain, Chet Walker, Billy Cunningham, Wally Jones, and Lucious Jackson, romped to a 68-13 record, the best in league history until the Los Angeles Lakers went 69-13 in 1971-72.

The Sixers, who won 45 of their first 49 games, rolled through the postseason, finally defeating the San Francisco Warriors in six games in the 1967 NBA Finals. For the season, Greer contributed 22.1 points per game, second on the club to Chamberlain's 24.1. Greer then stepped up his game in the postseason, pouring in 27.7 points per contest.

**Hal Greer - along with NBA legends such as Bill Russell, Wilt Chamberlain, Michael Jordan and Larry Bird - was named one of the 50 Greatest Players in NBA History in 1996. He averaged 19 points, five rebounds, and four assists in his professional career.**

"It was a beautiful, beautiful season," Greer told the Philadelphia Daily News. "We had everything. We knew we were going to win most of our games - it was just a matter of by how much."

Greer saved his finest individual performance of his career for the following year, 1967-68. He shot a career-best .478 from the field and averaged 24.1 points, fifth best in the NBA. In the 1968 All-Star Game he was 8-for-8 from the field and tossed in 5-of-7 free throw attempts in only 17 minutes to lead the East to a 144-124 victory at Madison Square Garden. His 21 points included a record 19 in one quarter and earned him the game's MVP Award.

The Sixers had another sensational year in 1967-68, finishing with a 62-20 record, eight games ahead of second-place Boston in the Eastern Division. But in the division finals against the Celtics, Philadelphia blew a two-game series lead, losing to Boston in seven games.

Philadelphia traded Chamberlain to the Los Angeles Lakers before the 1968-69 season, and although the Sixers remained competitive they dropped from serious title contention. After a 55-27 regular season, Philadelphia managed just one postseason victory in a five-game conference semifinal series against Boston. Billy Cunningham (24.8 ppg) and Greer (23.1 ppg) picked up some of Chamberlain's scoring load, ranking third and seventh in the league, respectively.

Greer had his last All-Star season in 1969-70, averaging 22.0 points

for a Sixers team that dropped to 42-40 and fourth place in the Eastern Division. Still going strong at age 33, Greer helped the franchise to its 12th playoff visit in his 12 seasons. It was a short trip, however, as Philadelphia lost to the Milwaukee Bucks in a five-game conference semifinal series.

Greer played three more seasons for the Sixers, his production and playing time dropping steadily each year. In his final season, 1972-73, Greer also served as the team's assistant coach. He split time between the bench and the court, appearing in 38 games and averaging just 5.6 points. At season's end he retired, ending an illustrious 15-year playing career. At the time of his retirement Greer had appeared in more games (1,122) than any other player in NBA history. His 21,586 career points ranked among the all-time top 10, as did his totals for minutes played, field goals attempted, and field goals made. His efforts earned him a place on the NBA 50th Anniversary All-Time Team in 1996.

Greer believed that in order to succeed in the NBA a player had to keep learning and adjusting. The advice he once gave to young players reveals something of his philosophy toward the game: "Each player should try to improve," he said. "Each game, each minute, each time on the floor, you should try to learn something different. That was the way I went about things."

During his induction speech after being elected to the Naismith Memorial Basketball Hall of Fame in 1982, Greer said that before he entered the NBA in 1958 there were four things he wanted to accomplish in basketball. The most important was to buy a new, shiny car, the kind that players who grew up in small towns often dreamed about. In descending order, the other goals were to be an All-Star, to win an NBA Championship, and to get into the Hall of Fame. While most NBA players achieve Greer's first goal quite easily, few accomplish even one of the other three.

Greer did it by virtue of a solid, workmanlike approach to the game that few players could emulate even then, and that even fewer could probably maintain today. "Hal Greer always came to play," Dolph Schayes told the Philadelphia Daily News after Greer was inducted into the Hall of Fame. "He came to practice the same way, to every team function the same way. Every bus and plane and train, he was on time. Hal Greer punched the clock. Hal Greer brought the lunch pail."

*\*Courtesy of NBA.com (special thanks to Steve Alic*



**Greer was inducted into the Naismith Memorial Basketball Hall of Fame in 1982.**

**HAL GREER'S CAREER STATISTICS**

Level	games	fgm-a	fg%	ftm-a	ft%	pts	avg	rebs	avg	ast	avg
Collegiate Totals	71	531-974	.545	315-415	.759	1,377	19.4	765	10.8	n/a	n/a
NBA Totals	1,122	8,504-18,811	.452	4,578-5,717	.801	21,586	19.2	5,665	5.0	4,540	4.0
NBA Playoff Totals	92	705-1,657	.425	466-574	.812	1,876	20.4	505	5.5	393	4.3
NBA All-Star Game Totals	10	47-102	.461	26-37	.703	120	12.0	45	4.5	28	2.8



*Henderson Center Year-by-Year Attendance*

Year	Games	MU Rec.	Win %	Attend.	Avg.	Year	Games	MU Rec.	Win %	Attend.	Avg.
2008-09	16	13-3	81.3%	77,946	4,872	1993-94	12	8-4	66.7%	48,765	4,064
2007-08	17	13-4	76.5%	85,710	5,042	1992-93	13	12-1	92.3%	64,236	4,941
2006-07	14	9-5	64.3%	49,617	3,544	1991-92	13	4-9	30.8%	60,771	4,675
2005-06	13	7-6	53.8%	52,657	4,051	1990-91	13	7-6	53.8%	87,409	6,724
2004-05	12	4-8	33.3%	48,060	4,005	1989-90	13	9-4	69.2%	86,105	6,623
2003-04	13	8-5	61.5%	57,637	4,434	1988-89	13	9-4	69.2%	84,509	6,501
2002-03	14	11-3	78.6%	53,828	3,845	1987-88	15	14-1	93.3%	127,389	8,493
2001-02	14	10-4	71.4%	68,084	4,863	1986-87	15	14-1	93.3%	131,328	8,755
2000-01	14	13-1	92.9%	83,125	5,938	1985-86	15	14-1	93.3%	133,733	8,916
1999-00	15	13-2	86.7%	74,393	4,960	1984-85	16	10-6	62.5%	136,663	8,541
1998-99	14	11-3	78.6%	73,305	5,236	1983-84	15	15-0	100.0%	131,992	8,799
1997-98	13	10-3	76.9%	60,204	4,631	1982-83	16	14-2	87.5%	99,910	6,244
1996-97	12	12-0	100.0%	60,453	5,038	1981-82	15	12-3	80.0%	117,680	7,845
1995-96	13	11-2	84.6%	72,106	5,547	<b>TOTAL (28 yrs.)</b>	<b>387</b>	<b>296-94</b>	<b>75.8%</b>	<b>2,305,769</b>	<b>5,958</b>
1994-95	12	9-3	75.0%	78,154	6,513						


*Notable Cam Henderson Center Moments*

**FEB. 18, 1984**

A crowd of 10,705 - the largest in Cam Henderson Center history - watched Marshall down The Citadel, 85-71. Thundering Herd fans showed up in record numbers during the 1984-85 season, giving Marshall an average attendance of 8,539 over 16 home dates.

**SHOT "HERD" ROUND THE WORLD**

Feb. 7, 1985 - Marshall basketball player Bruce Morris makes the "shot HERD round the world" against Appalachian State. Morris' desperation shot from 89'10" swished as the buzzer sounded to end the first half. Today, a pair of footprints on the Cam Henderson Center court marks the spot where the shot was taken from.





*Henderson Center Records*

**INDIVIDUAL RECORDS**

**Points**

51 - Keith Veney, Marshall vs. Morehead State (12/14/96)

**Field Goals**

17 - Skip Henderson, Marshall vs. Charleston (1/8/86)

**Free Throws**

14 - Malik Hightower, Marshall vs. App. State (1/14/94)

14 - Troy Lee Mikell, East Tenn. State (2/8/82)

14 - Eddie Hicks, Ohio (12/17/84)

**Rebounds**

23 - Ray Smith, Armstrong State (11/30/81)

**Blocked Shots**

9 - Latece Williams, Marshall vs. Charleston (11/17/00)

9 - Omar Roland, Marshall vs. UT Chattanooga (1/13/90)

**Assists**

18 - Greg White, Marshall vs. CCNY (12/12/79)

15 - Cornelius Jackson, Marshall vs. C. Michigan (12/30/99)

14 - Tink Brown, Marshall vs. Pitt-Johnstown (12/1/92)

**Steals**

7 - Willie Bland, Louisiana Tech (12/14/84)

7 - Bruce Morris, Marshall vs. Davidson (2/16/85)

7 - David Wade, Marshall vs. VMI (1/4/82)

7 - David Wade, Marshall vs. Davidson (1/23/82)

7 - Sidney Coles, Marshall vs. Ga. Southern (2/26/96)

**3-Point Field Goals**

15 - Keith Veney, Marshall vs. Morehead State (12/14/96)

**NCAA Record**

**TEAM RECORDS**

**Points**

124 - Marshall vs. Milligan (11/25/95)

By visitor: 110 - South Alabama (11/30/88)

**Points - Both Teams**

221 - Marshall 111, South Alabama 110 (11/30/88)

**Fewest Points - Both Teams**

99 - Miami (Ohio) 51, Marshall 48 (1/28/04)

**Assists**

28 - Marshall vs. Rio Grande (12/14/07)

28 - Marshall vs. Shepherd (11/26/01)

28 - Marshall vs. Charleston (11/17/00)

28 - Marshall vs. Charleston (12/19/99)

**Free Throws**

36 - Marshall vs. Ohio (12/14/88)

By visitor: 43 - Bowling Green (2/26/00)

**Field Goals**

52 - Marshall vs. CCNY (12/28/82)

**3-Point Field Goals**

19 - Marshall vs. Morehead State (12/14/96)

**Southern Conference Record**

**Rebounds**

62 - Marshall vs. CCNY (12/28/82)

**Fouls**

34 - Delaware State vs. Marshall (1/2/85)

By Marshall: 30 - vs. Bowling Green (2/26/00)

*Miscellaneous Games/Wins/Losses Records (All Games)*

**Most Games Played vs Single Opponent**

108 - Charleston (W.Va.)

94 - Ohio

92 - Morehead State

75 - Miami (Ohio)

54 - Toledo, Kent State, Bowling Green

**Most Wins vs Single Opponent**

85 - Charleston (W.Va.)

49 - Morehead State

44 - Ohio

32 - Appalachian State, VMI

30 - Western Michigan

**Most Losses vs Single Opponent**

50 - Ohio

47 - Miami (Ohio)

43 - Morehead State

32 - Kent State

30 - Bowling Green

When Marshall basketball is mentioned, there is one man who must be discussed - coach Cam Henderson, the man that Marshall's modern home is named in honor of.

In 20 seasons as a head coach at Marshall, Henderson won 358 games while losing only 158 (.694). The "old man" won 611 games and lost only 245 in 35 years of collegiate coaching and still stands as the winningest coach in Marshall history.

Henderson revolutionized college basketball with his "rule" fast break and zone defense. Another Henderson first was the "King" warmup drill made famous by the Harlem Globetrotters.

All told, Henderson recorded 18 winning seasons, one losing, and one break even season, with the losing year being his first at Marshall. He set a school record of 14 consecutive winning seasons from 1936-37 to 1949-50. His 1946-47 squad won the NAIB National Championship with a 32-5 record. Other Henderson era highlights include: winning the 1947-48 Los Angeles Invitational over Syracuse, stopping Long Island's national record 40-consecutive wins streak in 1949-50, and posting wins over such notable programs as Tennessee (3), Colorado (3), South Carolina, Dayton (17) and BYU.

### Cam Henderson Notables:


- In 1946-47, Henderson's Marshall squad won the NAIB National Championship with a 32-5 record and a string of 17 consecutive wins.
- Henderson revolutionized college basketball with the invention of the "rule" fast break and zone defense.
- Another Henderson first was the "King" warmup drill made famous by the Harlem Globetrotters.
- Henderson led Marshall to wins over Tennessee (3), South Carolina, Hawaii, Brigham Young and Colorado (3) in his career.
- Henderson holds the school records for wins in a career (358), most games coached (516), most years coaching (20) and



Cam Henderson

most wins in a single season (32).

- Henderson was inducted into the West Virginia Sports Hall of Fame in 1956.
- Henderson was inducted into the Helms Athletic Foundation NAIB National Hall of Fame in 1952.
- Henderson was named to the Citizens Athletic Foundation College Basketball Hall of Fame in 1974.
- Henderson coached some of the greatest names in Marshall basketball history. His players include such legends as: Charlie Slack, Andy Tonkovich, Walt Walowac, Jule Rivlin, Hal Greer, Bill Toothman, Gene James and Bill Hall.



Following three years of research, Witek & Novak, the creators of "Ashes to Glory," released the Emmy-award winning DVD entitled "**Cam Henderson: A Coach's Story**." Released in March of 2007, "Cam Henderson" looks at the life of West Virginia's greatest coach, who invented basketball's zone defense and fast break.

The program features extremely rare footage of Henderson in action—the only film of its kind that has survived. These unique clips, both in color and black and white, were obtained from private collectors and have not been seen publicly in over fifty years. Practically all films of Henderson that originally appeared on local television have been lost or discarded.

Against all odds, Henderson beat bigger, stronger, nationally-ranked teams year after year for the colleges he served as coach of all sports. Recruiting his players from coal fields and steel mills, from family farms and Indian reservations, he gave poor country boys their only chance at a better life through sports, and by so doing, propelled Davis & Elkins and Marshall College into the national spotlight. Breaking the color line in West Virginia by recruiting Hal Greer was his final major achievement.

To tell Henderson's story and dispel the many rumors surrounding him, Witek & Novak visited 25 libraries and conducted dozens of interviews with former Henderson athletes, acquaintances, and historians. What emerged is a vivid portrait of a stoic and misunderstood man who died from complications brought about by diabetes.

In April of 2007, "Cam Henderson," in addition to its Emmy, was honored with a first place platinum award at Worldfest-Houston.

What's in a name? "Thundering Herd" has long been recognized by sports enthusiasts as one of the great, distinctive nicknames in college athletics. But on several occasions throughout Marshall's history other nicknames have been suggested and, on occasion, been hung on the school.

The first nickname of record is Indians, a moniker bestowed upon the pre-1900 athletic teams. By 1903, sparked by the color of team uniforms, Big Green began to be used in reference to Marshall athletics. Criticized by some from its inception as being boring, Big Green was soon ripe for replacement.

When *The Herald-Dispatch* sportswriter Duke Ridgley referred to some a late-1920s squad as a Thundering Herd, after a then-current movie based on the 1925 Zane Grey novel of the same name, it caught on quickly. Both Thundering Herd and Big Green have been used in reference to Marshall ever since.

It didn't take long, however, for Thundering Herd to draw criticism as well. Some folks thought it inappropriate since it came with connotations of the western plains and didn't represent West Virginia or founding father John Marshall. One suggested nickname, which never caught on, would have honored John Marshall by calling the school's teams the Judges.

*Huntington Advertiser* sportswriter Doug Freutal (perhaps to combat the notoriety competitor Ridgley received for "Thundering Herd?") in 1933 started calling Marshall teams the Boogercats (referring to Scotland's Bogie Cats, a "fleet, elusive, courageous" animal) and some other scribes followed in using that nickname. Freutal complained that Thundering Herd made one think of "cows stampeding down a country road," but many people thought Boogercats stirred up worse images than that.

The Boogercat controversy sparked the Marshall alumni association to hold a special meeting, in which a vote was taken to refer to the school teams as the Thundering Herd for the time being – but that a study should be undertaken to find a mascot that had a connection with the school or West Virginia.

Despite Freutal's attempts to keep Boogercat alive for the next couple of years, Thundering Herd and Big Green remained the commonly used nicknames until 1958. That year the Marshall student body, without input from the faculty, administration or alumni, decided that two nicknames wouldn't do and held a vote to settle the issue. Along with Thundering Herd and Big Green, one group of students bought a turkey as a suggested mascot and promoted the name Green Gobblers.

The students voted on Big Green as the nickname, but the media continued to use Thundering Herd to refer to the teams.

In the fall of 1964 Marshall president Stewart Smith appointed a faculty-student committee to suggest a more permanent nickname, feeling that Big Green denoted no action and was not appropriately symbolic. The nine-member committee narrowed its field to Big Green, Thundering Herd and Rams, which had been suggested by Huntington businessman Leonard Samworth, a past president of the alumni association.

On January 5, 1965, over 85 percent of the Marshall students picked Thundering Herd above the others and chose the buffalo as the official mascot and green and white as the official school colors. The athletic fundraising organization took on the name Big Green, and Rams was left by the wayside along with Judges, Indians and, of course, Boogercats.



▲ Marshall's mascot, Marco (an American Bison), won the national championship for college mascots in 1992.





**Team Records**

**VICTORIES**

season \_\_\_\_ 32 \_\_\_\_ 1946-47

**POINTS**

game \_\_\_\_ 131 \_\_\_\_ vs. Old Dominion (2/27/68)

season \_\_\_\_ 2,683 \_\_\_\_ 1987-88

**FIELD GOAL ATTEMPTS**

game \_\_\_\_ 123 \_\_\_\_ vs. Boston College (12/29/55)

season \_\_\_\_ 2,288 \_\_\_\_ 1971-72

**FIELD GOALS MADE**

game \_\_\_\_ 55 \_\_\_\_ vs. Old Dominion (2/27/68)

season \_\_\_\_ 1,044 \_\_\_\_ 1971-72

**FIELD GOAL PERCENTAGE**

game \_\_\_\_ .662 \_\_\_\_ vs. Charleston — 49-of-74 (12/19/88)

season \_\_\_\_ .532 \_\_\_\_ 946-of-1777 (1986-87)

**3-POINT FIELD GOAL ATTEMPTS**

game \_\_\_\_ 41 \_\_\_\_ vs. Morehead State (12/14/96)

season \_\_\_\_ 693 \_\_\_\_ 1994-95

**3-POINT FIELD GOALS MADE**

game \_\_\_\_ 19 \_\_\_\_ vs. Morehead State (12/14/96)

season \_\_\_\_ 284 \_\_\_\_ 1995-96

**FREE THROW ATTEMPTS**

game \_\_\_\_ 55 \_\_\_\_ vs. Kent State (1/28/56)

season \_\_\_\_ 999 \_\_\_\_ 1983-84

**FREE THROWS MADE**

game \_\_\_\_ 40 \_\_\_\_ vs. Kent State (1/28/56)

season \_\_\_\_ 643 \_\_\_\_ 1983-84

**FREE THROW PERCENTAGE**

game \_\_\_\_ 1.000 \_\_\_\_ vs. Davidson — 31-of-31 (12/17/79)

season \_\_\_\_ .790 \_\_\_\_ 479-of-608 (1957-58)

**REBOUNDS**

game \_\_\_\_ 88 \_\_\_\_ vs. St. Peter's (12/8/71)

season \_\_\_\_ 1,481 \_\_\_\_ 1966-67

**ASSISTS**

game \_\_\_\_ 38 \_\_\_\_ vs. South Carolina (12/1/80)

season \_\_\_\_ 583 \_\_\_\_ 1951-52

**BLOCKED SHOTS**

game \_\_\_\_ 13 \_\_\_\_ vs. Charleston (11/17/00)

season \_\_\_\_ 145 \_\_\_\_ 1989-90

**PERSONAL FOULS**

game \_\_\_\_ 41 \_\_\_\_ vs. Ohio (12/14/91)

season \_\_\_\_ 795 \_\_\_\_ 1984-85

**POINTS AVERAGE**

season \_\_\_\_ 93.2 \_\_\_\_ 1955-56

**POINTS (TWO TEAMS)**

game \_\_\_\_ 253 \_\_\_\_ vs. Western Michigan, 127-126 2OT (12/20/99)

**Marshall Single-Season Points Leaders**

Player	Pts	Year
Skip Henderson	804	1987-88
John Taft	764	1990-91
Leo Byrd	704	1958-59
John Taft	701	1988-89
Walt Walowac	698	1952-53
George Stone	684	1966-67
Russell Lee	659	1970-71
Skip Henderson	652	1986-87
LaVerne Evans	635	1983-84
John Brannen	605	1996-97
Russell Lee	602	1971-72
Leo Byrd	599	1957-58
Tamar Slay	597	1999-00
George Stone	592	1967-68
Ronald Blackshear	589	2002-03
John Taft	584	1989-90
Skip Henderson	584	1984-85
Tyrone Phillips	581	1992-93
Walt Walowac	579	1951-52
Keith Veney	575	1996-97
Bunny Gibson	572	1977-78
Bill Hall	572	1945-46
Tamar Slay	567	2001-02
Hal Greer	567	1957-58
Russell Lee	554	1969-70
Keith Veney	550	1995-96
Bill Hall	550	1946-47
Walt Walowac	548	1953-54
John Milhoan	537	1959-60
Shawn Moore	536	1994-95
Skip Henderson	534	1985-86
Randy Noll	528	1972-73
Tom Langfitt	509	1964-65
J.R. VanHoose	508	1999-00
Charlie Slack	497	1955-56
Cebe Price	496	1954-55
Andy Tonkovich	494	1945-46
Cebe Price	488	1955-56
Jim Davidson	479	1966-67
Bob Redd	477	1966-67
Tom Curry	468	1987-88
Tamar Slay	466	2000-01
Dwayne Lewis	465	1986-87
Cebe Price	465	1956-57
Bill Francis	463	1964-65
Randy Noll	455	1971-72
Mike D'Antoni	453	1971-72
Hal Greer	453	1956-57
J.R. VanHoose	450	2001-02
Shawn Moore	450	1993-94
Markel Humphrey	449	2006-07
George Stone	447	1965-66
J.R. VanHoose	448	2000-01
Paul Underwood	446	1955-56
Bunny Gibson	442	1978-79
Bob Koontz	440	1949-50
George Washington	438	1978-79
Greg Young	436	1976-77
Mark Dorris	435	2006-07
Jule Rivlin	434	1937-38
Tom Curry	433	1985-86
Bob Redd	432	1965-66
Bill Toothman	431	1947-48
James Campbell	421	1979-80
Danny D'Antoni	420	1968-69
Mark Patton	417	2005-06
Jim Davidson	417	1967-68
Mickey Sydenstricker	417	1961-62
Dave Miller	412	1976-77
Ronald Blackshear	411	2001-02
Bill James	411	1972-73
Mark Dorris	408	2007-08
Andy Tonkovich	408	1946-47
Tom Curry	407	1986-87
George Washington	406	1980-81
Marvin Black	403	2003-04
John Brannen	403	1995-96
Markel Humphrey	401	2008-09

**Individual Records**

**POINTS**

game 55 \_\_Skip Henderson vs. The Citadel (3/4/88)  
 season 804 \_\_Skip Henderson (1987-88)  
 career 2,574 \_\_Skip Henderson (1984-88)

**SCORING AVERAGE**

season 29.3 \_\_Leo Byrd (1958-59)  
 career 23.9 \_\_Russell Lee (1969-72)

**FIELD GOAL ATTEMPTS**

game 39 \_\_George Stone vs. Toledo (2/10/68)  
 season 640 \_\_Walt Walowac (1951-52)  
 career 2,225 \_\_Walt Walowac (1950-54)

**FIELD GOALS MADE**

game 22 \_\_Bunny Gibson vs. UT Chattanooga (1/30/78)  
 season 291 \_\_Skip Henderson (1987-88)  
 career 1,000 \_\_Skip Henderson (1984-88)

**FIELD GOAL PERCENTAGE**

season .633 \_\_Rodney Holden (1986-87)  
 career .587 \_\_Ty Collins (1970-73)

**3-POINT FG ATTEMPTS**

game 25 \_\_Keith Veney vs. Morehead State (12/14/96)  
 season 320 \_\_Keith Veney (1996-97)  
 career 650 \_\_Tamar Slay (1998-02)

**3-POINT FG MADE**

**game 15 \_\_Keith Veney vs. Morehead St. (12/14/96)**  
**NCAA Record**  
 season 130 \_\_Keith Veney (1996-97)  
 career 251 \_\_Tamar Slay (1998-02)

**3-POINT FG PERCENTAGE**

game\* 1.000 \_\_Scott Williams vs. UT-Chattanooga (5-for-5; 1/13/90)  
 season .484 \_\_Malik Hightower (1994-95)  
 career .436 \_\_Brent Vincent (1990-91)

\*min. 4 attempts

**FREE THROW ATTEMPTS**

game 25 \_\_Walt Walowac vs. Ohio (12/15/53)  
 season 266 \_\_Leo Byrd (1958-59)  
 career 734 \_\_John Taft (1987-91)

**FREE THROWS MADE**

game 18 \_\_John Taft vs. Southern Miss (12/28/88)  
 season 220 \_\_Leo Byrd (1958-59)  
 career 525 \_\_John Taft (1987-91)

**FREE THROW PERCENTAGE**

game 1.000 \_\_LaVerne Evans vs. UT Chattanooga (14-for-14; 3/4/84)  
 season .944 \_\_Bunny Gibson (1977-78)  
 career .896 \_\_Bunny Gibson (1975-79)

**REBOUNDS**

game 43 \_\_Charlie Slack vs. Morris Harvey (1/12/54)  
 season 538 \_\_Charlie Slack (1954-55)  
 career 1,916 \_\_Charlie Slack (1952-56)

**REBOUND AVERAGE**

**season 25.6 \_\_Charlie Slack (1954-55)**  
**NCAA Record**  
 career 21.8 \_\_Charlie Slack (1952-56)

**ASSISTS**

game 18 \_\_Greg White vs. CCNY (12/8/79)  
 season 241 \_\_Mike D'Antoni (1971-72)  
 career 701 \_\_Greg White (1977-81)

**STEALS**

game 10 \_\_Shawn Moore vs. East Tenn. State (1/29/94)  
 season 75 \_\_Sidney Coles (1995-96)  
 career 208 \_\_Skip Henderson (1984-88)

**BLOCKED SHOTS**


game 9 \_\_Latece Williams vs. Charleston (11/17/00)  
 9 \_\_Omar Roland vs. UT Chattanooga (1/13/90)  
 season 101 \_\_Omar Roland (1989-90)  
 career 148 \_\_Omar Roland (1988-90)

**PERSONAL FOULS**

season 111 \_\_Luke Gross (1991-92)  
 career 390 \_\_Tom Curry (1984-88)

**CONSECUTIVE FT MADE**

52 \_\_Bunny Gibson (1976-78)



*Keith Veney made an NCAA record 15 three-pointers versus Morehead State in the Henderson Center on Dec. 14, 1996, a mark he still holds at the Division I level. He is also the Herd's second all-time leading three-point shooter, despite only playing two years at MU.*

**HIGHEST SINGLE-SEASON SCORING AVERAGE**

Player	Avg	Games-Pts.	Year
Leo Byrd	29.3	24-704	1958-59
Walt Walowac	29.1	24-698	1952-53
John Taft	27.3	28-764	1990-91
Walt Walowac	26.1	21-548	1953-54
John Taft	26.0	27-701	1988-89
Russell Lee	25.3	26-659	1970-71
Skip Henderson	25.1	32-804	1987-88
Leo Byrd	24.9	24-599	1957-58
George Stone	24.4	28-684	1966-67
Russell Lee	24.1	23-554	1969-70
George Stone	23.7	25-592	1967-68
Cebe Price	23.6	21-496	1954-55
Hal Greer	23.6	24-567	1957-58
John Taft	23.4	25-584	1989-90
John Milhoan	23.3	23-537	1959-60
Charlie Slack	22.6	22-497	1955-56
Tyrone Philips	22.4	26-581	1992-93
Russell Lee	22.3	27-602	1971-72
Walt Walowac	22.3	26-579	1951-52
Tom Langfitt	21.2	24-509	1964-65
Cebe Price	21.2	23-488	1955-56
Skip Henderson	21.0	31-652	1986-87
John Brannen	20.9	29-605	1996-97
LaVerne Evans	20.5	31-635	1983-84
Bunny Gibson	20.4	28-572	1977-78
Bill Hall	20.4	28-572	1945-46


**HIGHEST SINGLE-SEASON REBOUND AVERAGE**

Player	Avg	Games-Rebounds	Year
Charlie Slack	<b>*25.6</b>	21-538	1954-55
Charlie Slack	23.6	22-520	1955-56
Charlie Slack	22.2	21-466	1953-54
Charlie Slack	16.3	24-392	1952-53
Bob Burgess	15.5	23-356	1959-60
Bob Allen	14.2	25-354	1967-68
Bob Burgess	14.2	22-312	1960-61
Bob Burgess	13.9	22-305	1961-62
Bob Allen	13.9	28-388	1966-67
Hal Greer	13.8	24-332	1956-57
Randy Noll	12.6	27-339	1971-72
Russell Lee	12.4	26-322	1970-71


\*NCAA Record

**SINGLE-SEASON REBOUNDS RECORD**


Player	Total	Year
Charlie Slack	538	1954-55
Charlie Slack	520	1955-56
Charlie Slack	466	1953-54
Charlie Slack	392	1952-53
Bob Allen	388	1966-67
Bob Burgess	356	1959-60
Bob Allen	354	1967-68
Randy Noll	339	1971-72
Hal Greer	332	1956-57
Randy Noll	329	1972-73
Russell Lee	323	1971-72
Russell Lee	322	1970-71
J.R. VanHoose	319	2001-02
Dave Smith	306	1970-71



*Leo Byrd averaged a school-record 29.3 points per game during the 1958-59 season.*



*Bob Burgess pulled down 356 rebounds during the 1959-1960 season*



*Skip Henderson is the Herd's all-time leading scorer with 2,574 points.*

**Career Records**

**GAMES PLAYED**

1. Skip Henderson (1984-88)	125
2. Markel Humphrey (2005-09)	119
3. Rodney Holden (1984-88)	117
Tre Whitted (2003-07)	117
5. Ronny Dawn (2001-05)	116
6. Mark Patton (2002-06)	114
Tamar Slay (1998-02)	114
Andre Cunningham (1987-91)	114
9. J.R. VanHoose (1998-02)	113
Derrick Wright (1996-00)	113
Greg White (1977-81)	113
Sam Henry (1980-84)	113
13. LaVerne Evans (1980-84)	112
Harold Simmons (1989-93)	112
15. Joda Burgess (1997-01)	111
Chris Gray (1994-98)	111
John Humphrey (1985-89)	111
David Wade (1980-84)	111
George Washington (1978-82)	111
Larry Watson (1978-82)	111
21. Charles Jones (1979-83)	110
22. Ken Lebanowski (1977-81)	107
John Taft (1987-91)	107
Malik Hightower (1991-95)	107
25. Tom Curry (1984-88)	106
26. Travis Young (1997-01)	104
Enoch Bunch (2000-05)	104
28. Tyrone Phillips (1989-93)	98
29. LaVar Carter (2002-03)	95
Walt Walowac (1950-54)	95
<b>31. Darryl Merthie (2005-)</b>	<b>92</b>
32. Mark Dorris (2005-08)	90
Joe Hickman (1972-76)	90

**POINTS**

1. Skip Henderson (1984-88)	2,574
2. John Taft (1987-91)	2,332
3. Walt Walowac (1950-54)	1,982
4. Russell Lee (1969-72)	1,815
5. J.R. VanHoose (1998-02)	1,803
6. Tamar Slay (1998-02)	1,792
7. George Stone (1965-68)	1,723
8. Leo Byrd (1956-59)	1,696
9. LaVerne Evans (1980-84)	1,611
10. George Washington (1978-82)	1,593
11. Andy Tonkovich (144-48)	1,578
12. Charlie Slack (1952-56)	1,551

13. Tom Curry (1984-88)	1,535
14. Bob Koontz (1947-51)	1,453
15. Cebe Price (1953-56)	1,449
16. Markel Humphrey (2005-09)	1,415
17. Bill Hall (1944-47)	1,421
18. Hal Greer (1955-58)	1,377
19. Tyrone Phillips (1989-93)	1,360
20. Bill Toothman (1945-49)	1,326
21. Bob Redd (1965-68)	1,295
22. Malik Hightower (1991-95)	1,289
23. Travis Young (1997-01)	1,277
24. Bunny Gibson (1975-79)	1,273
25. Ken Lebanowski (1977-81)	1,252
26. Jim Davidson (1966-69)	1,240
27. Mike D'Antoni (1970-73)	1,227
28. Paul Underwood (1954-57)	1,198
29. Tom Langfitt (1963-66)	1,173
30. Andre Cunningham (1987-91)	1,154
31. David Wade (1980-84)	1,137
32. Shawn Moore (1992-95)	1,132
33. Keith Veney (1995-97)	1,125
34. John Milhoan (1957-60)	1,122
35. Danny D'Antoni (1966-69)	1,109
36. Jule Rivlin (1937-40)	1,093
37. Gene James (1943-47)	1,092
38. Mark Patton (2002-06)	1,053
39. Ronald Blackshear (2001-03)	1,034
40. Greg White (1977-81)	1,024
41. Bob Wright (1947-49)	1,019
42. John Brannen (1995-97)	1,008
43. Carlton King (1996-99)	1,001
44. Bob Burgess (1959-62)	1,000

**REBOUNDS**

1. Charlie Slack (1952-56)	1,916
2. J.R. VanHoose (1998-02)	1,086
3. Bob Burgess (1959-62)	973
4. Bob Allen (1965-68)	919
5. Russell Lee (1969-72)	863
6. Rodney Holden (1984-88)	812
7. Dave Smith (1968-71)	789
8. Hal Greer (1955-58)	765
9. Ken Lebanowski (1977-81)	751
10. George Stone (1965-68)	746
11. Derrick Wright (1996-00)	738
12. Bob Redd (1965-68)	698
13. Markel Humphrey (2005-09)	674
14. Randy Noll (1971-73)	667
15. David Wade (1980-84)	651

16. Mark Patton (2002-06)	647
17. George Washington (1978-82)	634
18. Charlie Jones (1979-83)	633
19. Jim Davidson (1966-69)	628
20. Tom Curry (1984-88)	620

**ASSISTS**


(Records not kept until 1970-71 except for the 1951-52 season)

1. Greg White (1977-81)	701
2. Mike D'Antoni (1970-73)	659
3. Sam Henry (1980-84)	519
4. Cornelius Jackson (1998-01)	518
5. Joe Hickman (1972-76)	499
6. Skip Henderson (1984-88)	470
7. Jeff Battle (1981-85)	431
8. A.W. Hamilton (2002-05)	411
9. Travis Young (1997-01)	349
10. Andy Paul Williamson (1987-90)	299
11. John Taft (1987-91)	281
12. Sidney Coles (1996-97)	267
13. Tink Brown (1992-95)	263
14. Chris Ross (2005-07)	259
15. Tamar Slay (1998-02)	250
16. David Wade (1980-84)	240
17. Harold Simmons (1989-93)	235
18. Chris Gray (1994-98)	209
19. Bill James (1972-73)	202
20. Markel Humphrey (2005-09)	192
21. Malik Hightower (1991-95)	188
<b>22. Darryl Merthie (2005-)</b>	<b>187</b>
23. Jason Williams (1995-96)	178
24. Monty Wright (1999-03)	170
25. Bunny Gibson (1975-80)	169
26. Mark Dorris (2005-08)	159
Frank Martin (1991-94)	159
28. J.R. VanHoose (1998-02)	154
29. Jim Lamb (1950-52)	152
30. Ken Lebanowski (1977-81)	150
31. Joda Burgess (1997-01)	147
32. Carlton King (1995-99)	143
33. Tre Whitted (2003-07)	139
34. Russell Lee (1969-72)	126
35. Ty Collins (1970-73)	120
36. Randy Noll (1971-73)	118
37. LaVerne Evans (1980-84)	112
Shawn Moore (1992-95)	112
39. Andre Cunningham (1987-91)	109
40. Tim Meadows (1974-76)	105
41. Charlie Novak (1973-78)	103

**STEALS**

(Records not kept until 1975-76 season)

1. Skip Henderson (1984-88)	208
2. David Wade (1980-84)	186
3. Travis Young (1997-01)	173
4. Jeff Battle (1981-85)	172
5. Sam Henry (1980-84)	161
6. Tink Brown (1992-95)	150
7. Tamar Slay (1998-02)	142
Sidney Coles (1996-97)	142
9. John Taft (1987-91)	133
10. Mark Dorris (2005-08)	126
11. Harold Simmons (1989-93)	118
12. Cornelius Jackson (1998-01)	117
13. LaVerne Evans (1980-84)	116
14. Shawn Moore (1992-95)	112
15. Jeff Guthrie (1984-86)	111
16. Carlton King (1995-99)	110
Malik Hightower (1991-95)	110
18. A.W. Hamilton (2002-05)	107
19. Derrick Wright (1996-00)	105
George Washington (1978-82)	105
21. Chris Ross (2005-07)	104



Omar Roland is Marshall's all-time blocked shots leader with 148.

22. Tyrone Phillips (1989-93)	102
23. Rodney Holden (1984-88)	101
24. Mark Patton (2002-06)	100
25. Markel Humphrey (2005-09)	98
Ken Lebanowski (1977-81)	98
27. J.R. VanHoose (1998-02)	97
28. Greg White (1977-81)	96
29. Chris Gray (1994-98)	90
30. Tom Curry (1984-88)	75
31. Sidney Coles (1995-96)	70
Frank Martin (1991-94)	70
Tre Whitted (2003-07)	70
34. Joda Burgess (1997-01)	68
35. Barry Kincaid (1979-83)	67
36. Andy Paul Williamson (1987-90)	66
37. Monty Wright (1999-03)	61
<b>38. Darryl Merthie (2005-)</b>	<b>59</b>
39. Andre Cunningham (1987-91)	59
40. Bunny Gibson (1975-80)	58
Harley Major (1976-78)	58
42. John Humphrey (1985-89)	57

**BLOCKED SHOTS**

(Records not kept until 1975-76 season)

1. Omar Roland (1988-90)	148
2. Charles Jones (1979-83)	140
3. Tom Curry (1984-88)	138
4. Derrick Wright (1996-00)	137
5. Mark Patton (2002-06)	111
6. Tyrone Phillips (1989-93)	102
7. Latece Williams (2000-02)	99
8. Jean Francois Bro Grebe (2005-08)	81
9. J.R. VanHoose (1998-02)	74
<b>10. Tyler Wilkerson (2006-)</b>	<b>69</b>
11. Curtis Raymond (1993-95)	61
12. Carlton King (1995-99)	56
13. LaVar Carter (2002-06)	54
14. Tamar Slay (1998-02)	53
15. George Washington (1978-82)	50
16. Michael Peck (1991-95)	46
17. Shawn Moore (1992-95)	45
18. Troy Grat (1993-95)	41
19. Gerry Strickland (1988-89)	39
20. Jeff Richardson (1982-86)	39
Larry Watson (1978-82)	39
22. Jeff Guthrie (1984-86)	38
23. John Brown (1995-96)	37
24. Markel Humphrey (2005-09)	36
Ardo Armpalu (2000-04)	36

**FIELD GOALS MADE**

1. Skip Henderson (1984-88)	1,000
2. John Taft (1987-91)	811
3. Walt Walowac (1950-54)	792
4. Russell Lee (1969-72)	739
5. George Stone (1965-68)	709
6. J.R. VanHoose (1998-02)	664
7. George Washington (1978-82)	631
8. Tamar Slay (1998-02)	626
9. LaVerne Evans (1980-84)	612
10. Tom Curry (1984-88)	611
11. Leo Byrd (1956-59)	593
12. Charlie Slack (1952-56)	585
13. Bunny Gibson (1975-80)	537
14. Tyrone Phillips (1989-93)	534
15. Hal Greer (1955-58)	531
16. Markel Humphrey (2005-09)	491
Mike D'Antoni (1970-73)	491
18. Tom Langfitt (1963-66)	490
Ken Lebanowski (1977-81)	490
20. Jim Davidson (1966-69)	486
21. Malik Hightower (1991-95)	479
22. David Wade (1980-84)	473
23. Bob Redd (1965-68)	470
24. Travis Young (1997-01)	465
25. Andre Cunningham (1987-91)	454
26. John Milhoan (1957-60)	435
27. Ty Collins (1970-73)	419

**FIELD GOALS ATTEMPTED**

1. Walt Walowac (1950-54)	2,225
2. Skip Henderson (1984-88)	1,964
3. John Taft (1987-91)	1,704
4. Russell Lee (1969-72)	1,643
5. George Stone (1965-68)	1,565
6. Tamar Slay (1998-02)	1,414
7. Leo Byrd (1956-59)	1,364
8. George Washington (1978-82)	1,333
9. LaVerne Evans (1980-84)	1,244
10. J.R. VanHoose (1998-02)	1,185
11. Tom Langfitt (1963-66)	1,158
12. Jim Davidson (1966-69)	1,112
13. Bunny Gibson (1975-80)	1,104
14. Danny D'Antoni (1966-69)	1,084
15. Mike D'Antoni (1970-73)	1,081
16. Tom Curry (1984-88)	1,078
17. Travis Young (1997-01)	1,077
18. Rob Redd (1965-68)	1,065
19. Markel Humphrey (2005-09)	1,061
Charlie Slack (1952-56)	1,061
21. David Wade (1980-84)	1,032
22. Tyrone Phillips (1989-93)	1,003
23. Malik Hightower (1991-95)	993
24. Hal Greer (1955-58)	974
25. Andre Cunningham (1987-91)	925
26. John Milhoan (1957-60)	916

**FIELD GOAL PERCENTAGE**

(Minimum 500 Attempts)

1. Ty Collins (1970-73)	58.7% (419-714)
2. Rodney Holden (1984-88)	58.6% (386-659)
3. Tom Curry (1984-88)	56.7% (611-1,078)
4. Joe Hickman (1972-76)	56.6% (382-675)
5. J.R. VanHoose (1998-02)	56.0% (664-1,185)
6. Ken Lebanowski (1977-81)	55.5% (490-883)
7. Hal Greer (1955-58)	54.5% (531-974)
8. Tyrone Phillips (1989-93)	53.2% (534-1003)
9. Dave Miller (1976-77)	51.6% (299-579)
10. Larry Watson (1978-82)	51.5% (298-579)
11. Bob Burgess (1959-62)	51.4% (258-502)
12. Skip Henderson (1984-88)	50.9% (1,000-1,964)
13. Derrick Wright (1996-00)	50.3% (311-618)
14. LaVerne Evans (1980-84)	49.2% (612-1,244)

15. Andre Cunningham (1987-91)	49.1% (454-925)
16. Bunny Gibson (1975-80)	48.64% (537-1,104)
17. Greg Young (1976-78)	48.61% (368-757)
18. Earl Williams (1974-76)	48.4% (278-574)
19. Mark Patton (2002-06)	48.2% (360-747)
Malik Hightower (1991-95)	48.2% (479-993)
21. Randy Noll (1971-73)	47.84% (411-859)
22. Jack Freeman (1955-58)	47.81% (262-548)
23. Harley Major (1976-78)	47.8% (317-663)
24. Greg White (1977-81)	47.7% (369-773)
25. John Taft (1987-91)	47.6% (811-1,704)
26. John Milhoan (1957-60)	47.5% (435-916)
27. Markel Humphrey (2005-09)	46.2% (491-1,067)

**FREE THROWS MADE**

1. John Taft (1987-91)	525
2. Leo Byrd (1956-59)	509
3. J.R. VanHoose (1998-02)	472
4. Skip Henderson (1984-88)	441
5. LaVerne Evans (1980-84)	389
6. Charlie Slack (1952-56)	381
7. Walt Walowac (1950-54)	365
8. Bob Redd (1965-68)	355
9. Russell Lee (1969-72)	337
10. Cebe Price (1954-57)	331
11. George Washington (1978-82)	330
12. Markel Humphrey (2005-09)	320
13. Hal Greer (1955-58)	315
14. Tom Curry (1984-88)	313
15. George Stone (1965-68)	305
16. Danny D'Antoni (1966-69)	301
17. Mark Patton (2002-06)	298
18. Tyrone Phillips (1989-93)	291
19. Tamar Slay (1998-02)	289
20. Ken Lebanowski (1977-81)	280
21. Jim Davidson (1966-69)	268
22. Greg White (1977-81)	260
23. John Milhoan (1957-60)	252
24. Paul Underwood (1954-57)	250
25. Bill Francis (1962-65)	239
26. Andre Cunningham (1987-91)	214

**FREE THROWS ATTEMPTED**

1. John Taft (1987-91)	734
2. Leo Byrd (1956-59)	637
3. J.R. VanHoose (1998-02)	630
4. Skip Henderson (1984-88)	625
5. Walt Walowac (1950-54)	569
6. LaVerne Evans (1980-84)	566
7. Tom Curry (1984-88)	531
8. Charlie Slack (1952-56)	514
9. Bob Redd (1965-68)	494
10. George Washington (1978-82)	491
11. Russell Lee (1969-72)	473
12. Markel Humphrey (2005- )	471
13. Cebe Price (1954-57)	470
14. Tyrone Phillips (1989-93)	428
15. Hal Greer (1955-58)	415
16. Ken Lebanowski (1977-81)	406
17. Jim Davidson (1966-69)	402
18. Mark Patton (2002-06)	395
19. Danny D'Antoni (1966-69)	389
20. Tamar Slay (1998-02)	386
21. David Wade (1980-84)	375
22. George Stone (1965-68)	369
23. Paul Underwood (1954-57)	363
24. Bob Burgess (1954-57)	361
25. Rodney Holden (1984-88)	326
26. Andre Cunningham (1987-91)	323



*John Taft is Marshall's all-time free throws leader.*

**FREE THROW PERCENTAGE**

(Minimum 200 attempts)

1. Bunny Gibson (1975-79) \_ 89.6% (207-231)
2. Greg White (1977-81) \_ 86.4% (260-301)
3. Ronald Blackshear (2001-03) 85.1% (177-208)
4. John Milhoan (1957-60) \_ 83.7% (252-301)
5. George Stone (1965-68) \_ 82.7% (305-369)
6. Malik Hightower (1991-95) 80.2% (235-293)
7. Leo Byrd (1956-59) \_ 79.9% (509-637)
8. Tom Langfitt (1963-66) \_ 78.8% (193-245)
9. Bill Francis (1962-65) \_ 78.1% (239-306)
10. John Brannen (1996-97) \_ 77.7% (181-233)
11. Danny D'Antoni (1966-69) 77.4% (301-389)
12. Mike D'Antoni (1970-73) \_ 77.3% (167-216)
13. Hal Greer (1955-58) \_ 75.9% (315-415)
14. Mark Patton (2002-06) \_ 75.4% (298-395)
15. J.R. VanHoose (1998-02) \_ 74.9% (472-630)
- Tamar Slay (1998-02) \_ 74.9% (289-386)
17. Carlton King (1995-99) \_ 74.5% (187-251)
18. Shawn Moore (1992-95) \_ 74.3% (240-323)
19. Charlie Slack (1952-56) \_ 74.1% (381-514)
20. Blaine Henry (1968-71) \_ 74.0% (214-289)
21. Travis Young (1997-01) \_ 73.3% (184-251)
22. Dave Robinson (1952-55) 71.88% (225-313)
23. Randy Noll (1971-73) \_ 71.87% (161-224)
24. Bob Redd (1965-68) \_ 71.86% (355-494)
25. Jeff Battle (1981-85) \_ 71.53% (191-267)
26. John Taft (1987-91) \_ 71.52% (525-734)
27. Russell Lee (1969-72) \_ 71.2% (337-473)
28. Marvin Black (2002-04) \_ 70.8% (211-298)
29. Skip Henderson (1984-88) 70.6% (441-625)
- Mark Dorris (2005-08) \_ 70.6% (207-293)
31. Cebe Price (1954-57) \_ 70.4% (331-470)

**3-POINT FIELD GOALS MADE**

1. Tamar Slay (1998-02) \_ 251
2. Keith Veney (1995-97) \_ 241
3. Joda Burgess (1997-01) \_ 210
4. Ronald Blackshear (2001-03) \_ 195
5. John Taft (1987-91) \_ 185
6. Ronny Dawn (2001-05) \_ 174
7. Travis Young (1997-01) \_ 167
8. Tre Whitted (2003-07) \_ 155
9. John Brannen (1996-97) \_ 135
10. Skip Henderson (1984-88) \_ 133
11. Markel Humphrey (2005-09) \_ 113
12. Frank Martin (1991-94) \_ 112
13. Mark Dorris (2005-08) \_ 109
14. Cornelius Jackson (1998-01) \_ 107



*Greg White is Marshall's all-time leader in assists and is second all-time in free throw percentage.*

15. Harold Simmons (1989-93) \_ 104
16. Carlton King (1995-) \_ 100
17. Malik Hightower (1991-95) \_ 96
18. Joe Miles (2004-06) \_ 95
- Tink Brown (1992-95) \_ 95
20. Doug Schieppe (1993-95) \_ 86
21. A.W. Hamilton (2002-05) \_ 83
22. Scott Williams (1988-90) \_ 79
23. Shawn Moore (1992-95) \_ 66
- 24. Chris Lutz (2008-) \_ 65**
- Brett Vincent (1990-91) \_ 65

**3-POINT FIELD GOALS ATTEMPTED**

1. Tamar Slay (1998-02) \_ 650
2. Keith Veney (1995-97) \_ 564
3. Joda Burgess (1997-01) \_ 541
4. Ronald Blackshear (2001-03) \_ 489
5. Tre Whitted (2003-07) \_ 471
6. Travis Young (1997-01) \_ 466
7. John Taft (1987-91) \_ 463
8. Ronny Dawn (2001-05) \_ 452
9. John Brannen (1996-97) \_ 350
10. Markel Humphrey (2005-09) \_ 347
11. Frank Martin (1991-94) \_ 333
12. Mark Dorris (2005-08) \_ 325
13. Skip Henderson (1984-88) \_ 321
14. Cornelius Jackson (1998-01) \_ 301
15. Doug Schieppe (1993-95) \_ 277
16. Carlton King (1995-99) \_ 274
17. Harold Simmons (1989-93) \_ 271
18. Joe Miles (2004-06) \_ 263
19. Shawn Moore (1992-95) \_ 261
- 20. Darryl Merthie (2005-) \_ 245**
- Malik Hightower (1991-95) \_ 245
- Tink Brown (1992-95) \_ 245
23. A.W. Hamilton (2002-05) \_ 215
24. Scott Williams (1988-90) \_ 191
- 25. Chris Lutz (2008-) \_ 174**
26. Monty Wright (1999-03) \_ 151
27. Brett Vincent (1990-91) \_ 149

**3-POINT FIELD GOAL PERCENTAGE**

(Minimum 100 attempts)

1. Brett Vincent (1990-91) \_ 43.6% (65-149)
2. Keith Veney (1995-97) \_ 42.7% (241-564)
3. Skip Henderson (1984-88) 41.43% (133-321)
4. Scott Williams (1988-90) \_ 41.36% (79-191)
5. John Taft (1987-91) \_ 40.0% (185-463)
6. Ronald Blackshear (2001-03) 39.9% (195-489)
7. Malik Hightower (1991-95) 39.2% (96-245)
8. Joda Burgess (1997-01) \_ 38.8% (210-541)
- Tink Brown (1992-95) \_ 38.8% (95-245)
10. Tamar Slay (1998-02) \_ 38.6% (251-650)
- John Brannen (1996-97) \_ 38.6% (135-350)
- A.W. Hamilton (2002-05) \_ 38.6% (83-215)
13. Ronny Dawn (2001-05) \_ 38.5% (174-452)
14. Harold Simmons (1989-93) 38.4% (104-271)
- 15. Chris Lutz (2008-) \_ 37.3% (65-174)**
15. Carlton King (1995-99) \_ 36.5% (100-274)
- Barry Kincaid (1979-83) \_ 36.5% (42-115)
17. Joe Miles (2004-06) \_ 36.1% (95-263)
18. Travis Young (1997-01) \_ 35.8% (167-466)
19. Cornelius Jackson (1998-01) 35.5% (107-301)



**SCORING**

Year	Player	Games	Points	PPG
2008-09	Markel Humphrey	32	401	12.5
2007-08	Mark Dorris	30	408	13.6
2006-07	Markel Humphrey	32	449	14.0
2005-06	Mark Patton	28	417	14.9
2004-05	A.W. Hamilton	28	307	11.0
2004-05	Mark Patton	28	307	11.0
2003-04	Marvin Black	28	403	14.4
2002-03	Ronald Blackshear	29	589	20.3
2001-02	Tamar Slay	30	567	18.9
2000-01	Tamar Slay	27	466	17.3
1999-00	Tamar Slay	30	597	19.9
1998-99	J.R. VanHoose	27	397	14.7
1997-98	Carlton King	27	370	13.7
1996-97	John Brannen	29	605	20.9
1995-96	Keith Veney	28	550	19.6
1994-95	Shawn Moore	27	536	19.9
1993-94	Shawn Moore	26	450	17.3
1992-93	Tyrone Phillips	26	581	22.4
1991-92	Tyrone Phillips	22	372	16.9
1990-91	John Taft	28	764	27.3
1989-90	John Taft	25	584	23.4
1988-89	John Taft	27	701	26.0
1987-88	Skip Henderson	32	804	25.1
1986-87	Skip Henderson	31	652	21.0
1985-86	Skip Henderson	29	534	18.4
1984-85	Skip Henderson	33	584	17.7
1983-84	Laverne Evans	31	635	20.5
1982-83	Barry Kincaid	28	385	13.8
	LaVerne Evans	26	360	13.8
1981-82	George Washington	27	385	14.3
1980-81	George Washington	28	406	14.5
1979-80	James Campbell	29	421	14.5
1978-79	Bunny Gibson	27	442	16.4
1977-78	Bunny Gibson	28	572	20.4
1976-77	Greg Young	27	436	16.1
1975-76	Frank Steele	26	384	14.8
1974-75	Bob Williams	24	334	13.9
1973-74	Tom Ferrell	26	404	15.5
1972-73	Randy Noll	27	528	19.6
1971-72	Russell Lee	27	602	22.3
1970-71	Russell Lee	26	659	25.3
1969-70	Russell Lee	23	554	24.1
1968-69	Danny D'Antoni	24	420	17.5
1967-68	George Stone	25	592	23.7
1966-67	George Stone	28	684	24.4
1965-66	George Stone	24	447	18.6
1964-65	Tom Langfitt	24	509	21.2
1963-64	Tom Langfitt	23	357	15.5
1962-63	Phil Carter	21	283	13.4
1961-62	Mickey Sydenstricker	23	417	18.1
1960-61	Bob Burgess	22	320	14.5
1959-60	John Milhoan	23	537	23.3
1958-59	Leo Byrd	24	704	29.3
1957-58	Leo Byrd	24	599	24.9
1956-57	Cebe Price	24	464	19.3
1955-56	Charlie Slack	22	497	22.5
1954-55	Cebe Price	21	496	23.6
1953-54	Walt Walowac	21	548	26.1
1952-53	Walt Walowac	24	698	29.1
1951-52	Walt Walowac	26	579	22.3
1950-51	Bob Koontz	26	430	16.5

**REBOUNDING**

Year	Player	Games	Rebs.	RPG
<b>2008-09</b>	<b>Tyler Wilkerson</b>	<b>22</b>	<b>137</b>	<b>6.2</b>
<b>2007-08</b>	<b>Tyler Wilkerson</b>	<b>30</b>	<b>177</b>	<b>5.9</b>
2006-07	Markel Humphrey	32	209	6.5
2005-06	Mark Patton	28	189	6.8
2004-05	Mark Patton	28	226	8.1
2003-04	Marvin Black	28	217	7.8
2002-03	Marvin Black	29	227	7.8


2001-02	J.R. VanHoose	30	319	10.6
2000-01	J.R. VanHoose	27	299	11.1
1999-00	J.R. VanHoose	29	250	8.6
1998-99	J.R. VanHoose	27	218	8.1
1997-98	Terrell McKelvy	26	179	6.9
	Derrick Wright	27	187	6.9
1996-97	Derrick Wright	29	182	6.3

Year	Player	Games	Rebs.	RPG
1995-96	John Brown	28	194	6.9
1994-95	Shawn Moore	27	187	6.9
1993-94	Shawn Moore	26	177	6.8
1992-93	Tyrone Phillips	26	153	5.9
1991-92	Tyrone Phillips	22	141	6.4
1990-91	John Taft	28	193	6.9
1989-90	Omar Roland	28	219	7.8
1988-89	Omar Roland	26	206	7.9
1987-88	Rodney Holden	31	279	9.0
1986-87	Rodney Holden	27	238	8.8
1985-86	Rodney Holden	30	260	8.7
1984-85	Jeff Guthrie	34	249	7.3
1983-84	David Wade	30	140	4.6
1982-83	Charles Jones	28	251	8.9
1981-82	David Wade	26	180	6.9
1980-81	Ken Labanowski	28	190	6.8
1979-80	Ken Labanowski	29	181	6.2
1978-79	Ken Labanowski	27	241	8.9
1977-78	Harley Major	28	237	8.5
1976-77	Harley Major	27	248	9.1
1975-76	Dave Miller	20	149	7.5
1974-75	Bob Williams	24	251	10.5
1973-74	Jack Battle	26	270	10.4
1972-73	Randy Noll	27	328	12.1
1971-72	Randy Noll	27	339	12.6
1970-71	Russell Lee	26	322	12.4
1969-70	Dave Smith	23	237	10.3
1968-69	Dave Smith	21	246	11.7
1967-68	Bob Allen	25	354	14.2
1966-67	Bob Allen	28	388	13.8
1965-66	George Stone	24	277	11.5
1964-65	George Hicks	24	235	9.8
1963-64	Bruce Belcher	23	168	7.3
1962-63	Phil Carter	21	229	10.9
1961-62	Bob Burgess	22	305	13.9
1960-61	Bob Burgess	22	312	14.1
1959-60	Bob Burgess	23	356	15.5
1958-59	Ivan Mielke	23	230	10.0
1957-58	Hal Greer	24	280	11.7
1956-57	Hal Greer	24	332	13.8
1955-56	Charlie Slack	22	520	23.6
1954-55	Charlie Slack	21	538	25.6
1953-54	Charlie Slack	21	466	22.1
1952-53	Charlie Slack	24	392	16.3
1951-52	Lewis Burns	26	167	6.4

**ASSISTS**

Year	Player	Games	Assists	APG
<b>2008-09</b>	<b>Damier Pitts</b>	<b>32</b>	<b>103</b>	<b>6.3</b>
<b>2007-08</b>	<b>Darryl Merthie</b>	<b>28</b>	<b>75</b>	<b>2.7</b>
2006-07	Chris Ross	32	131	4.1
2005-06	Chris Ross	28	128	4.6
2004-05	A.W. Hamilton	28	115	4.1
2003-04	A.W. Hamilton	29	158	5.5
2002-03	A.W. Hamilton	25	138	5.5
2001-02	Monty Wright	23	84	3.7
2000-01	Cornelius Jackson	27	155	5.7
1999-00	Cornelius Jackson	30	218	7.3
1998-99	Cornelius Jackson	27	145	5.4
1997-98	Travis Young	27	117	4.3
1996-97	Sidney Coles	29	183	6.3
1995-96	Jason Williams	28	178	6.4
1994-95	Tink Brown	26	88	3.4
1993-94	Tink Brown	27	94	3.5

Tamar Slay led Marshall in scoring from 1999-2002.



1992-93	Tink Brown	27	81	3.0
1991-92	Frank Martin	29	86	2.9
1990-91	Brett Vincent	28	94	3.4
1989-90	John Taft	25	65	2.6
1988-89	Andy Paul Williamson	30	126	4.2
1987-88	Andy Paul Williamson	32	169	5.3
1986-87	Dwayne Lewis	31	146	4.7
1985-86	Skip Henderson	29	122	4.2
1984-85	Jeff Battle	34	177	5.2
1983-84	Jeff Battle	30	135	4.5
1982-83	Sam Henry	27	157	5.8
1981-82	Sam Henry	27	190	7.0
1980-81	Greg White	28	171	6.1
1979-80	Greg White	29	164	5.7
1978-79	Greg White	27	168	6.2
1977-78	Greg White	29	198	6.8
1976-77	Bunny Gibson	27	99	3.7
1975-76	Joe Hickman	26	168	6.5
1974-75	Joe Hickman	26	192	7.4
1973-74	Joe Hickman	21	123	5.9
1972-73	Mike D'Antoni	27	228	8.4
1971-72	Mike D'Antoni	27	241	8.9
1970-71	Mike D'Antoni	26	190	7.3

Assists not kept before 1970-71 season


**STEALS**

Year	Player	Games	Steals	SPG
2008-09	Shaquille Johnson	32	31	0.9
2007-08	Mark Dorris	30	55	1.8
2006-07	Chris Ross	32	50	1.6
2005-06	Chris Ross	28	54	1.9
2004-05	A.W. Hamilton	28	36	0.8
2003-04	A.W. Hamilton	29	38	1.3
2002-03	A.W. Hamilton	25	33	1.3
	Monty Wright	29	37	1.3
2001-02	Tamar Slay	30	49	1.6
2000-01	Tamar Slay	27	39	1.4
1999-00	Travis Young	30	50	1.7
1998-99	Travis Young	27	44	1.6
1997-98	Travis Young	27	44	1.6
1996-97	Sidney Coles	29	72	2.5
1995-96	Sidney Coles	26	70	2.7
1994-95	Tink Brown	26	58	2.2
1993-94	Shawn Moore	26	49	1.9
1992-93	Tyrone Phillips	26	65	2.5
1991-92	Harold Simmons	29	40	1.4
1990-91	John Taft	28	40	1.4

1989-90	John Taft	25	33	1.3
1988-89	John Taft	27	30	1.1
1987-88	Skip Henderson	32	57	1.8
1986-87	Skip Henderson	31	46	1.5
1985-86	Skip Henderson	29	50	1.7
1984-85	Jeff Guthrie	34	75	2.2
1983-84	Jeff Battle	30	63	2.1
1982-83	Sam Henry	27	55	2.0
1981-82	David Wade	26	57	2.2
1980-81	Ken Labanowski	28	39	1.4
1979-80	n/a			
1978-79	n/a			
1977-78	n/a			
1976-77	n/a			
1975-76	Earl Williams	26	41	1.6

**BLOCKED SHOTS**

Year	Player	Games	Blocks	BPG
2008-09	Tyler Wilkerson	22	16	0.7
2007-08	Tyler Wilkerson	30	29	1.0
2006-07	Jean Francois Bro Grebe	32	65	2.1
2005-06	Mark Patton	28	39	1.4
2004-05	Mark Patton	28	31	1.1
2003-04	Mark Patton	29	23	0.8
2002-03	Ardo Armpalu	28	24	0.9
2001-02	Latece Williams	30	51	1.7
2000-01	Latece Williams	27	48	1.8
1999-00	Derrick Wright	30	32	1.1
1998-99	Derrick Wright	27	37	1.4
1997-98	Derrick Wright	27	25	0.9
1996-97	Derrick Wright	29	43	1.5
1995-96	John Brown	28	37	1.3



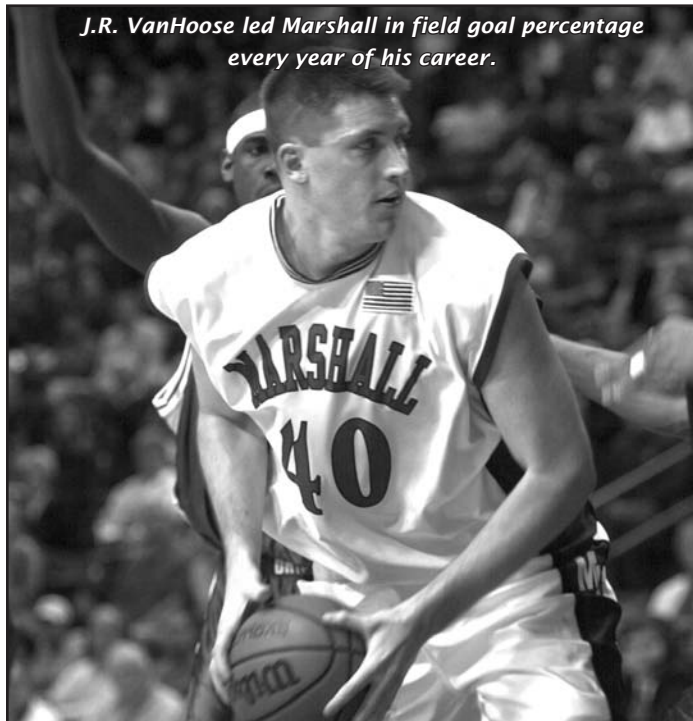
Walt Walowac led Marshall in scoring from 1951-1954.



1994-95	Curtis Raymond	27	44	1.6
1993-94	Curtis Raymond	27	17	0.6
1992-93	Tyrone Phillips	26	26	1.0
1991-92	Tyrone Phillips	22	33	1.5
1990-91	Tyrone Phillips	26	36	1.4
1989-90	Omar Roland	28	101	3.6
1988-89	Omar Roland	26	47	1.8
1987-88	Tom Curry	29	51	1.8
1986-87	Tom Curry	31	29	0.9
1985-86	Tom Curry	30	38	1.3
1984-85	Tom Curry	27	20	0.7
1983-84	Don Turney	31	11	0.4
1982-83	Charles Jones	28	58	2.1
1981-82	Charles Jones	27	39	1.4
1980-81	Charles Jones	27	31	1.2
1979-80	n/a			
1978-79	n/a			
1977-78	n/a			
1976-77	n/a			
1975-76	Steve Smith	26	21	0.8

**FIELD GOALS**

Year	Player	Field Goals
2008-09	Markel Humphrey	143
2007-08	Mark Dorris	136
2006-07	Markel Humphrey	157
2005-06	Mark Patton	151
2004-05	Mark Patton	110
2003-04	Marvin Black	132
2002-03	Ronald Blackshear	190
2001-02	Tamar Slay	196
2000-01	J.R. VanHoose	160
1999-00	Tamar Slay	216
1998-99	J.R. VanHoose	149
1997-98	Carlton King	134
1996-97	John Brannen	208
1995-96	Keith Veney	169
1994-95	Shawn Moore	191
1993-94	Shawn Moore	167
1992-93	Tyrone Phillips	228
1991-92	Tyrone Phillips	140
1990-91	John Taft	256
1989-90	John Taft	204
1988-89	John Taft	245
1987-88	Skip Henderson	291
1986-87	Skip Henderson	244
1985-86	Skip Henderson	224
1984-85	Skip Henderson	241
1983-84	Laverne Evans	235
1982-83	Barry Kincaid	158
1981-82	George Washington	168
1980-81	George Washington	165
1979-80	James Campbell	193
1978-79	Bunny Gibson	179
1977-78	Bunny Gibson	244
1976-77	Greg Young	196
1975-76	Frank Steele	164
1974-75	Bob Williams	147
1973-74	Jack Battle	170
1972-73	Randy Noll	221
1971-72	Russell Lee	258
1970-71	Russell Lee	268
1969-70	Russell Lee	213
1968-69	Danny D'Antoni	159
1967-68	George Stone	238
1966-67	George Stone	284
1965-66	George Stone	187
1964-65	Tom Langfitt	216
1963-64	Tom Langfitt	149
1962-63	Phil Carter	119
1961-62	Mickey Sydenstricker	183
1960-61	Bob Burgess	121
1959-60	John Milhoan	208



*J.R. VanHoose led Marshall in field goal percentage every year of his career.*

1958-59	Leo Byrd	202
1957-58	Hal Greer	236
1956-67	Hal Greer	167
1955-56	Charlie Slack	193
1954-55	Cebe Price	193
1953-54	Walt Walowac	208
1952-53	Walt Walowac	285
1951-52	Walt Walowac	237
1950-51	Bob Koontz	182

**FIELD GOAL PERCENTAGE**

Year	Player	FGM-FGA	PCT.
2008-09	Markel Humphrey	143-263	.544
<b>2007-08</b>	<b>Tyler Wilkerson</b>	<b>104-187</b>	<b>.556</b>
2006-07	Markel Humphrey	157-361	.435
2005-06	Mark Patton	151-312	.484
2004-05	David Anderson	89-156	.571
2003-04	David Anderson	70-128	.547
2002-03	Marvin Black	125-204	.613
2001-02	J.R. VanHoose	172-334	.515
2000-01	J.R. VanHoose	160-277	.578
1999-00	J.R. VanHoose	183-323	.567
1998-99	J.R. VanHoose	149-251	.594
1997-98	Deon Dobbs	59-121	.488
1996-97	Carlton King	93-172	.541
1995-96	Sidney Coles	93-154	.604
1994-95	Malik Hightower	117-233	.502
1993-94	Malik Hightower	128-250	.512
1992-93	Tyrone Phillips	228-419	.544
1991-92	Tyrone Phillips	140-264	.530
1990-91	Tyrone Phillips	142-266	.534
1989-90	Andre Cunningham	150-314	.478
1988-89	Gery Strickland	167-285	.586
1987-88	Tom Curry	186-309	.602
1986-87	Rodney Holden	119-188	.633
1985-86	Jeff Guthrie	112-186	.602
1984-85	Jeff Guthrie	164-287	.571
1983-84	Sam Ervin	97-163	.595
1982-83	Charles Jones	128-248	.516
1981-82	Charles Jones	120-199	.603
1980-81	Ken Labanowski	152-270	.563
1979-80	Ken Labanowski	111-201	.552
1978-79	Ken Labanowski	134-253	.530
1977-78	Harley Major	144-272	.529

1976-77	Bunny Gibson	109-180	.605
1975-76	Dave Miller	119-228	.522
1974-75	Earl Williams	115-217	.530
1973-74	Jack Battle	170-383	.444
1972-73	Wayne Smith	120-223	.538
1971-72	Tyrone Collins	184-349	.527
1970-71	Dave Smith	122-232	.526
1969-70	Russell Lee	213-481	.443
1968-69	Bernard Bradshaw	123-290	.424
1967-68	Jim Davidson	176-370	.476
1966-67	George Stone	284-587	.484
1965-66	George Stone	187-398	.470
1964-65	Tom Langfitt	216-476	.454
1963-64	William Francis	97-245	.424
1962-63	Phil Carter	119-243	.489
1961-62	Bob Burgess	126-245	.429
1960-61	Bob Burgess	121-232	.531
1959-60	Bob Burgess	137-270	.507
1958-59	John Milhoan	155-316	.489
1957-58	Hal Greer	236-432	.546
1956-57	Hal Greer	167-329	.508
1955-56	Hal Greer	128-213	.600
1954-55	Charlie Slack	153-322	.475
1953-54	Dave Robinson	138-292	.472
1952-53			n/a
1951-52	Walt Walowac	237-640	.354
1950-51			n/a

**3-POINT FIELD GOALS**

Year	Player	Field Goals
2008-09	Chris Lutz	65
2007-08	Mark Dorris	48
2006-07	Tre Whitted	52
2005-06	Joe Miles	48
2004-05	Joe Miles	47
2003-04	Ronny Dawn	82
2002-03	Ronald Blackshear	98
2001-02	Ronald Blackshear	88
2000-01	Tamar Slay	56
1999-00	Tamar Slay	93
1998-99	Travis Young	53
1997-98	Joda Burgess	63
1996-97	Keith Veney	130
1995-96	Keith Veney	111
1994-95	Doug Schieppe	51
1993-94	Tink Brown	37
1992-93	Harold Simmons	39
1991-92	Frank Martin	64
1990-91	John Taft	82
1989-90	John Taft	51
1988-89	John Taft	52
1987-88	Skip Henderson	80
1986-87	Skip Henderson	53
1982-83	Barry Kincaid	33
1981-82	Barry Kincaid	8
1980-81	Greg White	26

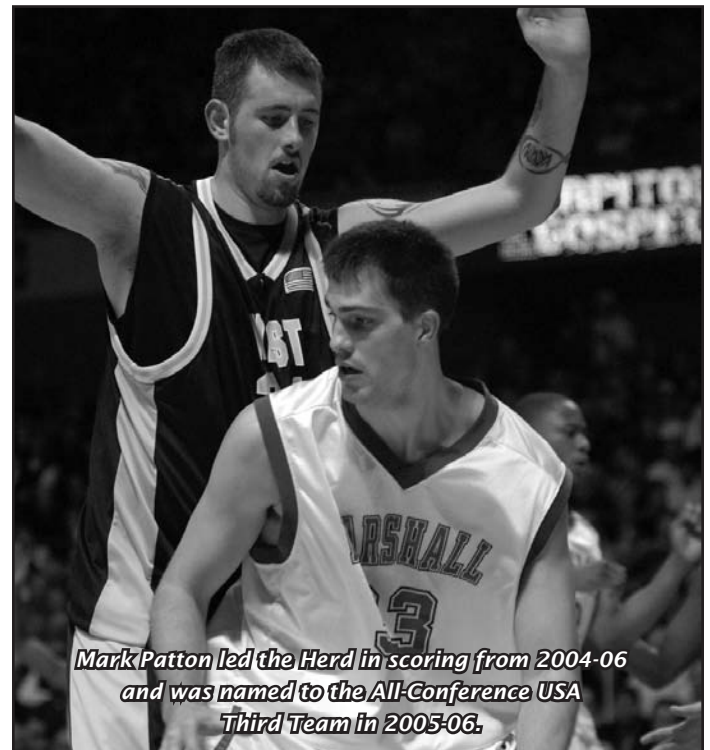
**3-PT FG PCT. (min. 1.5 attempted per game)**

Year	Player	FGM-FGA	PCT.
2008-09	Chris Lutz	65-174	.374
2007-08	Markel Humphrey	24-64	.375
2006-07	Mark Dorris	48-135	.356
2005-06	Joe Miles	48-131	.366
2004-05	Enoch Bunch	24-63	.381
2003-04	Ronny Dawn	60-152	.395
2002-03	Ronny Dawn	37-89	.416
2001-02	Ronald Blackshear	88-193	.456
2000-01	Joda Burgess	55-151	.364
1999-00	Tamar Slay	93-215	.433
1998-99	Cornelius Jackson	41-103	.398
1997-98	Joda Burgess	63-153	.412
1996-97	Keith Veney	130-320	.406
1995-96	Keith Veney	111-244	.455


1994-95	Malik Hightower	46-95	.484
1993-94	Tink Brown	37-94	.394
1992-93	Harold Simmons	39-107	.365
1991-92	Harold Simmons	44-106	.415
1990-91	Brett Vincent	65-149	.436
1989-90	Scott Williams	46-108	.426
1988-89	John Taft	52-122	.426
1987-88	Skip Henderson	80-196	.408
1986-87	Skip Henderson	53-125	.424
1982-83	Barry Kincaid	33-80	.412
1981-82	Sam Henry	3-8	.375
1980-81	Greg White	26-63	.413

**FREE THROWS MADE**

Year	Player	Free Throws-Att.
2008-09	Markel Humphrey	99-134
2007-08	Tirrell Baines	98-134
2006-07	Markel Humphrey	97-134
2005-06	Mark Patton	101-134
2004-05	Mark Patton	74-99
2003-04	Marvin Black	137-192
2002-03	Ronald Blackshear	111-125
2001-02	J.R. VanHoose	106-148
2000-01	J.R. VanHoose	128-168
1999-00	J.R. VanHoose	141-184
1998-99	J.R. VanHoose	87-118
1997-98	Carlton King	54-73
1996-97	John Brannen	120-147
1995-96	Keith Veney	101-134
1994-95	Shawn Moore	115-147
1993-94	Shawn Moore	93-128
1992-93	Tyrone Phillips	125-180
1991-92	Tyrone Phillips	91-126
1990-91	John Taft	170-246
1989-90	John Taft	125-171
1988-89	John Taft	159-201
1987-88	Skip Henderson	142-181
1986-87	Skip Henderson	111-160
1985-86	Skip Henderson	86-130
1984-85	Skip Henderson	102-155
1983-84	Laverne Evans	165-232
1982-83	Charles Jones	79-118



*Mark Patton led the Herd in scoring from 2004-06 and was named to the All-Conference USA Third Team in 2005-06.*




*Malik Hightower paced the Herd in field goal and free throw percentage multiple times during his career.*

2002-03	Ronald Blackshear	111-125	.888
2001-02	Ronald Blackshear	81-65	.802
2000-01	Tamar Slay	102-125	.816
1999-00	Joda Burgess	29-33	.879
1998-99	Joda Burgess	24-29	.828
1997-98	Joda Burgess	22-23	.957
1996-97	John Brannen	120-147	.816
1995-96	Keith Veney	101-134	.754
1994-95	Troy Gray	79-100	.790
1993-94	Malik Hightower	52-65	.800
1992-93	Malik Hightower	61-72	.847
1991-92	Malik Hightower	75-95	.790
1990-91	John Taft	170-246	.691
1989-90	John Taft	125-171	.731
1988-89	John Taft	159-201	.791
1987-88	Skip Henderson	142-181	.785
1986-87	Dwayne Lewis	99-130	.762
1985-86	Jeff Guthrie	53-69	.768
1984-85	Jeff Battle	90-111	.811
1983-84	Laverne Evans	165-232	.711
1982-83	LaVerne Evans	72-105	.685
1981-82	David Wade	78-116	.672
1980-81	Ken Labanowski	78-103	.757
1979-80	Greg White	74-86	.860
1978-79	Bunny Gibson	84-95	.884
1977-78	Bunny Gibson	84-89	.944
1976-77	Dave Miller	52-61	.852
1975-76	Dave Miller	49-58	.845
1974-75	Kenny Hurst	37-46	.804
1973-74	Tom Ferrell	128-145	.883
1972-73	Mike D'Antoni	78-99	.788
1971-72	Mike D'Antoni	99-125	.792
1970-71	Blaine Henry	82-101	.812
1969-70	Russell Lee	128-179	.715
1968-69	Danny D'Antoni	102-122	.836
1967-68	George Stone	116-137	.847
1966-67	George Stone	116-141	.823
1965-66	Bob Redd	132-184	.717
1964-65	Bill Francis	131-171	.766
1963-64	Bill Francis	65-77	.844
1962-63	Forrest Newsome	29-34	.853
1961-62	Bob Burgess	94-134	.701
1960-61	Lou Mott	60-72	.833
1959-60	John Milhoan	121-149	.812
1958-59	Leo Byrd	220-266	.827
1957-58	John Milhoan	63-69	.913
1956-57	Hal Greer	119-156	.763
1955-56	Charlie Slack	111-143	.776
1954-55	Dave Robinson	86-112	.767
1953-54	Charlie Slack	72-96	.750
1952-53	Charlie Slack	97-134	.724
1951-52	Walt Walowac	105-143	.734
1950-51	Bob Koontz	66-115	.574


1981-82	David Wade	78-116
1980-81	LaVerne Evans	79-112
1979-80	George Washington	100-134
1978-79	George Washington	106-171
1977-78	Bunny Gibson	84-89
1976-77	Harley Major	60-84
1975-76	Frank Steele	56-75
1974-75	Joe Hickman	49-69
1973-74	Tom Ferrell	128-145
1972-73	Randy Noll	86-108
1971-72	Mike D'Antoni	99-125
1970-71	Russell Lee	123-172
1969-70	Russell Lee	128-179
1968-69	Danny D'Antoni	102-122
1967-68	George Stone	116-137
1966-67	Bob Redd	145-198
1965-66	Bob Redd	132-184
1964-65	Bill Francis	131-171
1963-64	Bill Francis	65-77
1962-63	Phil Carter	45-76
1961-62	Bob Burgess	94-134
1960-61	Tex Williams	84-129
1959-60	John Milhoan	121-149
1958-59	Leo Byrd	220-266
1957-58	Leo Byrd	171-211
1956-57	Hal Greer	119-156
1955-56	Charlie Slack	111-143
1954-55	Cebe Price	110-162
1953-54	Walt Walowac	132-208
1952-53	Walt Walowac	128-218
1951-52	Walt Walowac	105-143
1950-51	Bob Koontz	66-115

**FREE THROW PERCENTAGE**

Year	Player	FTA-FTM	PCT.
2008-09	Damier Pitts	95-113	.841
2007-08	Robbie Jackson	27-34	.794
2006-07	Markel Humphrey	97-134	.724
2005-06	Mark Patton	101-134	.754
2004-05	A.W. Hamilton	67-79	.848
2003-04	Enoch Bunch	40-48	.833



*Bunny Gibson is the Herd's all-time leading free throw shooter (89.6%).*



*Leo Byrd earned All-America honors in 1959.*



*Mike D'Antoni was a first team CoSIDA Academic All-American in 1972-73. He is currently the head coach of the New York Knicks.*

**AP All-American  
Second Team**

Leo Byrd \_\_\_\_\_ 1959

**UPI All-American  
Second Team**

Leo Byrd \_\_\_\_\_ 1959

**AP All-American  
Honorable Mention**

Bill Toothman \_\_\_\_\_ 1948  
Gene James \_\_\_\_\_ 1948  
Andy Tonkovich \_\_\_\_\_ 1948  
Leo Byrd \_\_\_\_\_ 1958

**Chuck Taylor All-American  
First Team**

Leo Byrd \_\_\_\_\_ 1959

**Converse All-American  
First Team**

Russell Lee \_\_\_\_\_ 1972

**Helms Foundation All-American  
Small College Division  
First Team**

Walt Walowac \_\_\_\_\_ 1953

**Helms Foundation All-American  
Small College Division  
Third Team**

Walt Walowac \_\_\_\_\_ 1954

**Helms Foundation All-American  
Second Team**

Leo Byrd \_\_\_\_\_ 1959

**Helms Foundation All-American  
Third Team**

Leo Byrd \_\_\_\_\_ 1958

**NAIB All-American  
First Team**

Bill Hall \_\_\_\_\_ 1947  
Gene James \_\_\_\_\_ 1947  
Andy Tonkovich \_\_\_\_\_ 1947

**NAIB All-American  
Second Team**

Bill Toothman \_\_\_\_\_ 1947  
Andy Tonkovich \_\_\_\_\_ 1948

**NAIB All-American  
Honorable Mention**

Marvin Gutshall \_\_\_\_\_ 1947

**Little All-American Team**

Jule Rivlin \_\_\_\_\_ 1940

**Wooden Award Preseason  
All-America**


Tamar Slay \_\_\_\_\_ 2001

**CoSIDA Academic All-American**

Mike D'Antoni \_\_\_\_\_ 1972  
Mike D'Antoni \_\_\_\_\_ 1973  
J.R. VanHoose \_\_\_\_\_ 2002

**NCAA Postgraduate Scholarship Winner**

Mike D'Antoni \_\_\_\_\_ 1973



*Bill Toothman was an Associated Press honorable mention All-American in 1948.*

**All-Buckeye Conference**

**First Team**

Ramey Hunter	1933
Lawrence Gill	1934
Bill Smith	1936
William Best	1937

**All-Buckeye Conference**

**Second Team**

Lawrence Gill	1933
Hunter Kinkaid	1934
Tots Hallanan	1935
Bill Vest	1936
Charles Watson	1937
George Ayersnan	1937

**All-Buckeye Conference**

**Third Team**

Earl Wellman	1936
--------------	------

**All-Buckeye Conference**

**Honorable Mention**

Emerson Floyd	1935
Hunter Kinkaid	1935
Elmo Patrick	1935
Lewis Wilcox	1936
Lewis Wilcox	1937
Buck Jamison	1937

**All-Ohio Valley Conference**

**First Team**

Bill Toothman	1949
Don Brown	1950
Jim Lamb	1952
Walt Walowac	1952

**Ohio Valley Conference**

**All-Tournament Team**

Bill Toothman	1949
Don Brown	1950

Jim Lamb	1952
Walt Walowac	1952

**All-Mid-American Conference**

**First Team**

Walt Walowac	1954
Charlie Slack	1955
Charlie Slack	1956
Cebert Price	1955
Cebert Price	1956
Cebert Price	1957
Hal Greer	1958
Leo Byrd	1958
Leo Byrd	1959
John Milhoan	1960
Tom Langfitt	1965
George Stone	1967
Bob Redd	1967
Bob Redd	1968
Dan D'Antoni	1969
Tamar Slay	2000
J.R. VanHoose	2001

**All-Mid-American Conference**

**Second Team**

Paul Underwood	1955
Paul Underwood	1956
John Milhoan	1959
Bob Burgess	1960
Bob Burgess	1961
Bob Burgess	1962
Phil Carter	1963
Bob Redd	1966
Bob Allen	1967
Dan D'Antoni	1968
George Stone	1968
Tamar Slay	2001
Ronald Blackshear	2003
Marvin Black	2004

**All-Mid-American Conference**

**Honorable Mention**

Carlton King	1998
J.R. VanHoose	1999



*Travis Young was the MAC Freshman of the Year in 1998.*



The 1946-47 Thundering Herd won the NAIB National Championship, finishing the season with a 32-5 overall record. Cam Henderson's squad featured Marshall greats Andy Tonkovich, Bill Toothman, Gene James and Bill Hall.

J.R. VanHoose	_____	2000
J.R. VanHoose	_____	2002
Travis Young	_____	1999
Travis Young	_____	2001
Tamar Slay	_____	2002

**Mid-American Conference**

**Freshman of the Year**

Travis Young	_____	1998
--------------	-------	------

**Mid-American Conference**

**All-Freshman Team**

Travis Young	_____	1998
Joda Burgess	_____	1998
J.R. VanHoose	_____	1999

**Mid-American Conference**

**All-Academic Team**

Ardo Armpalu	_____	2003
--------------	-------	------

**Southern Conference**

**Player of the Year**

(Southern Conference Sports Media Assoc.)

Skip Henderson	_____	1988
John Taft	_____	1989
John Taft	_____	1990

**All-Southern Conference**

**First Team (Media)**

Bunny Gibson	_____	1978
LaVerne Evans	_____	1984
Skip Henderson	_____	1985
Skip Henderson	_____	1986
Skip Henderson	_____	1987
Rodney Holden	_____	1987
Skip Henderson	_____	1988

Tom Curry	_____	1988
John Taft	_____	1989
John Taft	_____	1990
John Taft	_____	1991
Tyrone Phillips	_____	1993
Shawn Moore	_____	1995
Keith Veney	_____	1997
John Brannen	_____	1997

**All-Southern Conference**

**Second Team (Media)**

Bunny Gibson	_____	1979
Greg White	_____	1980
Greg White	_____	1981
Sam Henry	_____	1983
Charles Jones	_____	1983
David Wade	_____	1984
Tom Curry	_____	1987
Dewayne Lewis	_____	1987
Rodney Holden	_____	1988
Omar Roland	_____	1990
Shawn Moore	_____	1994
Jason Williams	_____	1996
Keith Veney	_____	1996
Sidney Coles	_____	1997

**All-Southern Conference**

**Coaches Team (since 1990)**

John Taft	_____	1990
Omar Roland	_____	1990
John Taft	_____	1991
Tyrone Phillips	_____	1993
Shawn Moore	_____	1994
Shawn Moore	_____	1995
Keith Veney	_____	1996
John Brown	_____	1996
Keith Veney	_____	1997



John Brannen \_\_\_\_\_ 1997

**Southern Conference**

**All-Freshman Team Members**

*(Selected by league Sports Info. Directors)*

Ken Lebanowski \_\_\_\_\_ 1978  
 Greg White \_\_\_\_\_ 1978  
 Robert Price \_\_\_\_\_ 1979  
 George Washington \_\_\_\_\_ 1979  
 David Wade \_\_\_\_\_ 1981  
 Skip Henderson \_\_\_\_\_ 1985  
 John Taft \_\_\_\_\_ 1988  
 Andy Paul Williamson \_\_\_\_\_ 1988  
 Harold Simmons \_\_\_\_\_ 1990  
 Malik Hightower \_\_\_\_\_ 1992  
 Jason Williams \_\_\_\_\_ 1996  
 Derrick Wright \_\_\_\_\_ 1997

**Southern Conference**

**Freshman of the Year**

*(Selected by league Sports Info. Directors)*

Skip Henderson \_\_\_\_\_ 1985  
 Malik Hightower \_\_\_\_\_ 1992

**Southern Conference**

**Coach of the Year**

*(The Anton Foy Award)*

Rick Huckabay \_\_\_\_\_ 1984  
 Billy Donovan \_\_\_\_\_ 1995  
 Greg White \_\_\_\_\_ 1997

**Southern Conference**

**Coaches' Coach of the Year (Since 1989)**

Dana Altman \_\_\_\_\_ 1990

**Southern Conference Tournament**

**Most Valuable Player**

LaVerne Evans \_\_\_\_\_ 1984  
 John Taft \_\_\_\_\_ 1989  
 John Brannen \_\_\_\_\_ 1997

**Southern Conference**

**All-Tournament First Team**

Ken Lebanowski \_\_\_\_\_ 1980  
 Greg White \_\_\_\_\_ 1980  
 Jeff Battle \_\_\_\_\_ 1984  
 Sam Ervin \_\_\_\_\_ 1984  
 LaVerne Evans \_\_\_\_\_ 1984  
 Jeff Guthrie \_\_\_\_\_ 1985  
 Skip Henderson \_\_\_\_\_ 1985  
 Skip Henderson \_\_\_\_\_ 1987  
 Rodney Holden \_\_\_\_\_ 1987  
 Skip Henderson \_\_\_\_\_ 1988  
 John Taft \_\_\_\_\_ 1989  
 Jason Williams \_\_\_\_\_ 1996

**Southern Conference**

**All-Tournament Second Team**

Greg Young \_\_\_\_\_ 1978  
 James Campbell \_\_\_\_\_ 1980  
 LaVerne Evans \_\_\_\_\_ 1981  
 David Wade \_\_\_\_\_ 1984  
 Jeff Battle \_\_\_\_\_ 1985  
 Bruce Morris \_\_\_\_\_ 1985  
 Skip Henderson \_\_\_\_\_ 1986  
 Tom Curry \_\_\_\_\_ 1987  
 Dewayne Lewis \_\_\_\_\_ 1987  
 Rodney Holden \_\_\_\_\_ 1988  
 Gery Strickland \_\_\_\_\_ 1989  
 Tyrone Phillips \_\_\_\_\_ 1992

**Southern Conference**

**Player of the Week**

Harley Major \_\_\_\_\_ 1977-78 (Week 8)  
 George Washington \_\_\_\_\_ 1978-79 (Week 7)  
 \_\_\_\_\_ 1980-81 (Week 1)  
 James Campbell \_\_\_\_\_ 1979-80 (Week 3)  
 Charles Jones \_\_\_\_\_ 1980-81 (Week 4)  
 LaVerne Evans \_\_\_\_\_ 1980-81 (Week 12)  
 David Wade \_\_\_\_\_ 1981-82 (Week 2)  
 Skip Henderson \_\_\_\_\_ 1984-85 (Weeks 9-10)  
 \_\_\_\_\_ 1985-86 (Weeks 5, 9)  
 \_\_\_\_\_ 1986-87 (Week 7)  
 \_\_\_\_\_ 1987-88 (Weeks 8-9, 11)  
 Rodney Holden \_\_\_\_\_ 1986-87 (Week 8)  
 Tom Curry \_\_\_\_\_ 1986-87 (Week 10)  
 \_\_\_\_\_ 1987-88 (Week 3)  
 John Taft \_\_\_\_\_ 1988-89 (Weeks 1, 4)  
 \_\_\_\_\_ 1989-90 (Weeks 1, 12)  
 \_\_\_\_\_ 1990-91 (Weeks 1, 3, 5, 12)  
 Tyrone Phillips \_\_\_\_\_ 1992-93 (Week 3)  
 Shawn Moore \_\_\_\_\_ 1994-94 (Week 3)  
 Keith Veney \_\_\_\_\_ 1995-96 (Weeks 2-3, 5)  
 \_\_\_\_\_ 1996-97 (Week 4)  
 John Brannen \_\_\_\_\_ 1996-97 (Weeks 7, 11)

**All-Conference USA**

**Third Team**

Mark Patton \_\_\_\_\_ 2006  
 Markel Humphrey \_\_\_\_\_ 2007  
 Markel Humphrey \_\_\_\_\_ 2008  
 Markel Humphrey \_\_\_\_\_ 2009

**Conference USA**

**All-Freshman Team**

Markel Humphrey \_\_\_\_\_ 2006  
 Tirrell Baines \_\_\_\_\_ 2008  
 Damier Pitts \_\_\_\_\_ 2009

**Conference USA**

**All-Defensive Team**

Mark Dorris \_\_\_\_\_ 2008

**Conference USA**

**All-Academic Team**

Adam Williams \_\_\_\_\_ 2009

**Conference USA**

**Spirit of Service Award**

Adam Williams \_\_\_\_\_ 2009

**Conference USA**

**Player of the Week**

Mark Dorris \_\_\_\_\_ Jan. 2, 2007  
 Markel Humphrey \_\_\_\_\_ Mar. 2, 2009

**Conference USA**

**Rookie of the Week**

Damier Pitts \_\_\_\_\_ Dec. 8, 2008

**NBA All-Star Game**

**Most Valuable Player**

Hal Greer \_\_\_\_\_ 1968

**Naismith Hall of Fame**

Hal Greer \_\_\_\_\_ 1982

**50 Greatest Players in NBA History**

Hal Greer \_\_\_\_\_ 1996

**NBA Coach of the Year**


Mike D'Antoni \_\_\_\_\_ 2005

**Helms Foundation NAIA Hall of Fame**

Cam Henderson  
 Andy Tonkovich

# HERD GREAT CHARLIE SLACK...

*NCAA Single-Season Rebounding Champion*  
**25.6 REBOUNDS PER GAME, 1954-55**



## Charlie Slack 1952-56

### Pomeroy, Ohio (Pomeroy HS)

- MU - 1st career rebounds (1,916)
- MU - 1st career rebound average (21.8/gm.)
- MU - 1st single-season rebounds (538, 1954-55)
- MU - 1st single-season rebound average (25.6/gm., 1954-55)
- MU - 1st single-game rebounds (43 vs. Morris Harvey, 1-12-54)
- MU - 10th career points (1,551)
  
- NCAA Div I - 1st single-season rebound average (25.6/gm., 1954-55)
- NCAA Div I - 2nd career rebounding average (21.8/gm., 1952-56)
- NCAA Div I - 2nd single-game rebounds (43 vs. Morris Harvey, 1-12-54)
- NCAA Div I - 4th single-season rebound average (23.6/gm., 1955-56)
- NCAA Div I - 3rd career rebounds (1,916)
- Led MAC in rebounding 1954-55 (25.6) and 1955-56 (23.6)
- 1956 NBA Draft pick - Fort Wayne Pistons
- 1960 U.S. Olympic Team alternate