

2006 Schedule

Date	Opponent	Site	Time
Sept. 2	at West Virginia	Morgantown, W.Va.	TBA
Sept. 9	HOFSTRA	HUNTINGTON	4:30 p.m.
Sept. 16	at Kansas State (FSN)	Manhattan, Kan.	12:30 p.m.
Sept. 23	at Tennessee	Knoxville, Tenn.	TBA
Oct. 4	UCF* (ESPN 2)	HUNTINGTON	7:30 p.m.
Oct. 14	at SMU*	Dallas, Texas	3:00 p.m.
Oct. 21	at UAB*	Birmingham, Ala.	7:00 p.m.
Oct. 28	MEMPHIS*	HUNTINGTON	4:30 p.m.
Nov. 4	TULANE* (CSTV)	HUNTINGTON	4:30 p.m.
Nov. 11	at East Carolina*	Greenville, N.C.	1:00 p.m.
Nov. 18	UTEP*	HUNTINGTON	4:30 p.m.
Nov. 25	at Southern Miss*	Hattiesburg, Miss.	3:00 p.m.

* Denotes Conference USA Game
Home games listed in **BOLD CAPS** and are played at Joan C. Edwards Stadium
All Times **EASTERN** and are Subject to Change

2005 Results (4-7, 3-5 C-USA)

Date	Opponent	Result	Attendance
Sept. 1	WILLIAM & MARY	W, 36-24	25,102
Sept. 10	KANSAS STATE	L, 19-21	36,914
Sept. 24	at UCF*	L, 13-23	22,127
Oct. 1	SMU*	W, 16-13 (OT)	25,218
Oct. 8	at #3 Virginia Tech	L, 14-41	65,115
Oct. 15	UAB* (HC)	W, 20-19	27,182
Oct. 22	at UTEP*	L, 3-31	51,500
Oct. 29	at Tulane*+	W, 27-26	13,290
Nov. 8	SOUTHERN MISS*	L, 24-27 (OT)	22,238
Nov. 19	EAST CAROLINA*	L, 29-34	22,408
Nov. 26	at Memphis*	L, 3-26	46,403

+ Game played at Ladd-Peebles Stadium (Mobile, Ala.)

2006 Team at a Glance

Offense (Letterwinners Returning/Lost: 23/4)

Starters Returning (10)

Pos.	Name, Class	2005 Stats/Notes
WR	#1 Marcus Fitzgerald, Jr.	41 rec., 448 yards, 2 TD
WR	#6 Shawn Lauzon, Sr.	31 rec., 295 yards, 3 TD
WR	#7 Hiram Moore, Sr.	53 rec., 630 yards, 4 TD
QB	#14 Bernard Morris, Jr.	114-of-216, 1121 yards, 6 TD, 6 INT
QB	#16 Jimmy Skinner, Jr.	114-of-184, 1135 yards, 6 TD, 8 INT
RB	#44 Ahmad Bradshaw, Jr.	214 att., 997 yards, 9 TD/56 rec., 381 yards, 1 TD
RG	#63 John Inman, Jr.	Started final eight games of 2005 at right guard
C	#66 Doug Legursky, Jr.	2005 Rimington Trophy Nominee
OL	#73 Seth Cook, Sr.	Started all 11 games at right tackle
OL	#74 David Ziegler, Jr.	Started all 11 games at left guard

Starters Lost (2)

Pos.	Name, Class	2005 Stats/Notes
LT	Toby Bullock	Started all 11 games at left tackle
TE	Jeff Mullins	Draddy Award Nominee; 10 rec., 70 yards, TD

Defense (Letterwinners Returning/Lost: 24/9)

Starters Returning (8)

Pos.	Name, Class	2005 Stats/Notes
FS	#2 Jeremy Rodamer, Sr.	29 tackles, INT
LB	#21 Ian Hoskins, So.	15 tackles, 1.0 TFL
SS	#26 Curtis Keyes, Sr.	88 tackles, 4.0 TFL, 2 PBU
LB	#30 Dennis Thornton, Sr.	team-high 104 tackles, 4.0 sacks, INT, 3 PBU
LB	#47 Matt Couch, Sr.	97 tackles, 5.0 TFL, INT, TD
DE	#91 Shavar Greer, Sr.	22 tackles, 4.0 sacks, 4.5 TFL
DE	#96 Albert McClellan, So.	40 tackles, 7.0 TFL, 3.0 sacks, 2 PBU
LT	#99 Juan Underwood, Sr.	37 tackles, 6.5 TFL, 2.5 sacks, 3 QBH

Starters Lost (5)

Pos.	Name, Class	2005 Stats/Notes
DT	Adrian Davis	18 tackles, 1 fumble recovery
CB	Chris Hawkins	28 tackles, 1.5 TFL, 7 PBU
LB	Donte' Newsome	24 tackles, 2 PBU, QBH
FS	Chris Royal	51 tackles, 3.0 TFL, 0.5 sack, 3 INT, 2 PBU
CB	Willie Smith	38 tackles, 1.0 TFL, 2 INT, team-high 8 PBU

Future Schedules

2007	2011
Sept. 1 at Miami (Fla.)	Sept. 3 at West Virginia
Sept. 8 WEST VIRGINIA	Sept. 10 MIAMI (FLA.)
Sept. 22 at Cincinnati	Sept. 24 VIRGINIA TECH

2008	2012
Sept. 6 at Wisconsin	Sept. 1 at West Virginia
Sept. 13 at West Virginia	Sept. 22 at Miami (Fla.)

2009	2013
Sept. 5 TENNESSEE	Sept. 21 at Virginia Tech

Sept. 12 at Virginia Tech
Sept. 26 CINCINNATI
Oct. 3 vs. West Virginia*
*Site TBD

2010
Sept. 4 at Tennessee
Sept. 11 WEST VIRGINIA

CREENTIALS

• Credentials and working space for media members are issued at the sole and exclusive direction of the Marshall University Sports Information Office. All members of the media must request credentials in writing through sports information director Randy Burnside at burns2@marshall.edu or via fax at (304) 696-2325, based on the following priorities and guidelines:

1. Originating radio and television personnel involved in an originating broadcast.
2. Daily newspapers and media outlets regularly covering Marshall University and the current opponent. Wire services, regional and national publications are also afforded this priority.
3. Non-originating radio and television personnel producing reports on the game. Only local radio and TV stations with a full-time sports director conducting a regular sports show will receive consideration for credentials.
4. Officially recognized Marshall University or opponent student publications or electronic media outlets.
5. Non-daily newspapers or publications reporting on the game.

• Passes are non-transferable and are subject to immediate revocation if transferred.

• Only websites that are affiliated with a national or regional news media organization (CNN/SI, ESPN, USA Today, etc.), an opponent institution or Conference USA will be considered for credentials.

• Marshall University reserves the right to deny media credentials to any individual.

• All credential and media parking requests **MUST** be made via fax at (304) 696-2325 or email (burnsid2@marshall), on official letterhead, at least five days in advance of the game. Due to mail service, media passes will not be mailed in some instances. If this is the case, passes may be picked-up at the media gate (B) at Joan C. Edwards Stadium beginning one and a half hours prior to the scheduled kickoff. Individuals picking up credentials will be required to furnish positive identification.

• Admission to the press box is for working media only. Friends, spouses and children are not permitted in the press area.

• All media members are asked to enter the stadium through the media gate located adjacent to Gate B.

• Credentials to the sidelines and photo deck for photographers will be issued under the same guidelines as working credentials. Priority will be granted to those covering the participating schools on a regular basis. In accordance with NCAA rules, no freelance photographers will be admitted to the sidelines or the pressbox photo deck. All photographers must have a photo armband and media pass to shoot inside of Joan C. Edwards Stadium. NCAA rules limit shooting to outside the restraining line enclosing the playing field and outside the 25-yard lines (team areas). Children under 18-years-old are not permitted on the sidelines.

• Credential requests for Marshall road games should be addressed to the sports information director of the host institution well in advance of the scheduled game. Be specific when requesting the type of credential needed. Opponent SID contact information is available on pages 8-9 of this media guide.

• **No one under 18 years of age is permitted on the sideline.**

Thank you for your interest in Marshall football. The Marshall Sports Information Office has produced the 2006 media guide to assist in your coverage of the Thundering Herd. If you have any questions, comments or concerns, please feel free to contact any member of the Marshall SID staff. We look forward to working with you throughout the 2006 season.

Entrance

• All media members are asked to enter the stadium through the media gate located adjacent to Gate B. The elevator will be in operation three hours before kickoff. The working press area is located on the PB level of Joan C. Edwards Stadium.

Radio/Television/Coaches

• The primary live television broadcast booth is located in the upper press level. The level also accommodates booths for both the visiting radio and coaches. Only those with appropriate passes will be admitted to these booths.



Working Press Area

• This area is for media on deadline work requirements and will have a special pass to access this area. The working press area will be available for media approximately three hours prior to kickoff.

Press Box Services

• Press kits are provided two hours prior to kickoff. Press kits include program, flip card, updated statistics for each team, conference statistics and game notes.

• Brief quarterly stats will be distributed at the end of the first, second and third quarters.

• A pregame meal will be served beginning 90 minutes before kickoff. Soft drinks and popcorn will be available throughout the game.

Telephone & Internet Service

• Limited telephone service is available to the working press area. Media outlets are **HIGHLY ENCOURAGED** to secure their own phone lines for use during Marshall home games. Requests for phone lines should be made through campus technology at 304-696-3335.

• Wireless internet service is available for media use in the working press area for members of the media and photographers with laptop computers. Information on logging on to the network will be made available in the working press area on game days.

Weekly Media Conference

• Marshall coach Mark Snyder will conduct a weekly news conference to discuss the previous week's games, the upcoming opponent, injuries and other topics as they pertain to the Thundering Herd football squad. The press conference will be held each Tuesday during the season at 1:15 p.m. in the Big Green room of Joan C. Edwards Stadium.

Photographers

• Only accredited photographers on assignment from recognized media outlets will be issued sideline credentials. In accordance with NCAA rules, no freelance photographers will be admitted to the sidelines or press box photo deck. All photographers must have an armband (obtained at the media will call on game day) and a media pass to shoot inside Joan C. Edwards Stadium. NCAA rules limit shooting to outside the restraining dotted line enclosing the playing field and outside the 25-yard lines (the team areas). **CHILDREN UNDER THE AGE OF 18 YEARS OLD ARE NOT PERMITTED ON THE SIDELINE AT ANY TIME.**

Web Sites

• Marshall reserves the right to deny media credentials to any individual whose web site is not affiliated with an official news-gathering organization or publication. Credentials will be issued to official online services of national, over-the-air or cable networks or established publications which are staffed by full-time employees (i.e. ESPN, SI.com, CBSsportsline.com, etc.) and then with a maximum of **ONE** credential.

• Credentials **WILL NOT** be granted to any online agency operating sites that are in any way affiliated with gambling, or to "freelance" or "fan-based" sites (i.e. Rivals.com) that are not affiliated with a legitimate news gathering organization.

• Membership in a writer's association (i.e. FWAA) does not automatically qualify an agency for credentials.

• Additionally, online services are prohibited from "real time" (also known as "cybercast") transmission of all Marshall athletics events. Those rights are co-owned by Marshall University, CSTV, Conference USA and ISP Sports. Only the official website of the opponent will be issued credentials, with a maximum of one.

MEDIA SERVICES

HerdZone.com

Information about all of Marshall University's athletic teams can be accessed via the world wide web at www.HerdZone.com. Media and fans can use HerdZone to access information about Marshall football, including game notes, roster and much more.

ConferenceUSA.com

Information on all Conference USA teams can be accessed via the world wide web at www.ConferenceUSAc.com. Media members can track the updated conference statistics and C-USA standings throughout the season. In addition, information on media credentials for C-USA championship and media events can be found here.

C-USA Teleconference

The head football coaches of Conference USA will be available via the weekly teleconference each Monday through the regular season beginning on August 28. Contact the C-USA media relations office for the media dial-in number.

SCHEDULE

2:00 p.m. EDT/1:00 p.m. CDT	Players of the Week/Notes
2:05 p.m. EDT/1:05 p.m. CDT	Skip Holtz, East Carolina
2:12 p.m. EDT/1:12 p.m. CDT	Mark Snyder, Marshall
2:19 p.m. EDT/1:19 p.m. CDT	George O'Leary, UCF
2:26 p.m. EDT/1:26 p.m. CDT	Jeff Bower, Southern Miss
2:33 p.m. EDT/1:33 p.m. CDT	Art Briles, Houston
2:40 p.m. EDT/1:40 p.m. CDT	Ken Hatfield, Rice
2:47 p.m. EDT/1:47 p.m. CDT	Phil Bennett, SMU
2:54 p.m. EDT/1:54 p.m. CDT	Chris Scelfo, Tulane
3:01 p.m. EDT/2:01 p.m. CDT	Watson Brown, UAB
3:08 p.m. EDT/2:08 p.m. CDT	Mike Price, UTEP

3:15 p.m. EDT/2:15 p.m. CDT Steve Kragthorpe, Tulsa
 3:22 p.m. EDT/2:22 p.m. CDT Tommy West, Memphis
 A playback of the teleconference is available beginning at 5:00 p.m. CDT each Monday by dialing 402-220-1009 with a replay passcode of 565549. The playback will run until the following week's teleconference.

Weekly Satellite Feed

Wednesdays, beginning in September

4:00:00 p.m. ET/East Carolina; 4:02:30 p.m. ET/Houston;
 4:05:00 p.m. ET/Marshall; 4:07:30 p.m. ET/Memphis; 4:10:00 p.m. ET/Rice; 4:12:30 p.m. ET/SMU; 4:15:00 p.m. ET/Southern Miss; 4:17:30 p.m. ET/Tulane; 4:20:00 p.m. ET/Tulsa; 4:22:30 p.m. ET/UAB; 4:25:00 p.m. ET/UCF; 4:27:30 p.m. ET/UTEP

Satellite Information: KU BAND GALAXY 11;
 TRANSPONDER 13
 Downlink Frequency: 11960 MHz (H)

If you have any technical questions, please contact Justin Oppman of TeamWorks Media at 312-829-8326.

Weekly Tuesday Press Conference

Mark Snyder will be available to members of the media every Tuesday during the regular season at 1:15 in the Big Green Room at Joan C. Edwards Stadium. The head coach will be joined by selected players each week. This weekly press conference is open to all members of the media.

Practices

• Marshall football practice is open to the media on Tuesday thru Thursday. Football practice is **CLOSED TO THE PUBLIC**.

Interviews

- Every effort will be made by the Marshall Sports Information office to fulfill player interview requests during the week. There are several opportunities during the week for media to interview football players and assistant coaches. Players and coaches will be available to the media following practices on Mondays and Tuesdays.
- Players will return calls to out of town media following practice on Tuesday. Players will not be asked to miss a class, study hall, practice, meals or medical treatment sessions in order to conduct an interview. Players will not be available for interviews on the two days prior to game day. Player phone numbers will not be released.
- To schedule interviews contact the Marshall sports information office at 304-696-5275.

Post Game Policy

- Marshall's locker room is closed. Media in the pressbox will be asked to submit a list of player requests to Marshall sports information staff at the start of the fourth quarter. Requested players will be available in a designated interview room on the second floor of the Shewey Athletic Center following coach Mark Snyder's postgame press conference.
- The visiting SID will oversee interviews in the visitor's interview room located across from the visiting locker room and adjacent to the Marshall press conference.

Game Day Parking

- Requests for parking should be made at the same time as requests for working credentials. A limited number of parking passes are available and will

be provided on a first-come, first-serve basis with priority given to media that cover Marshall or the opponent daily.

- Parking passes are nontransferable and any abuse of a pass will not be tolerated and will result in the loss of credentials and parking privileges for the remainder of the season.

Pro Scouts

- Due to space limitations, professional football scouts are asked to request press credentials at least five days before the date of the game. Requests should be directed to Marshall Sports Information Director Randy Burnside at (304) 696-4660.

Visiting Radio

- To inquire about using existing radio courtesy lines, visiting radio stations and networks should contact Steve Cotton, Marshall University Director of Broadcast Services, at (304) 696-2446. Only those stations recognized as the official originator for the visiting team will be afforded broadcast facilities.

Road Credentials

- Media credential requests for Marshall road games should be addressed to the sports information director of the host institution. Be specific when requesting the type of credential needed. **Opponent SID telephone numbers and e-mail addresses are listed on pages 8-9 of this media guide.**

Weekly Release

- The Marshall Sports Information Office will be e-mailing its weekly football release throughout the 2006 season. Updated notes will be e-mailed only. Game notes will also be posted on www.HerdZone.com Monday mornings in PDF (Adobe Acrobat) format. Notes will also be available at the Tuesday press conference.

Mark Snyder TV & Radio Shows

- Affiliates of the Thundering Herd/ISP Sports Network will carry the Mark Snyder Call-in Show each Thursday during the regular season. The show is open to the public and originates from Gino's Pub and Family Fun Center on 5th Avenue in Huntington Thursday evenings from 7-8 p.m.
- The weekly Mark Snyder Television Show can also be seen on WSAZ-TV in Huntington/Charleston and on Fox Sports Pittsburgh each week during the season. The half-hour program includes features on players and coaches, highlights and a preview of each upcoming games.

MEDIA INFORMATION

The 2006 Marshall Football Media Guide is a source information for the news media, provided by the Marshall Sports Information Department. Additional information is available upon request from the Marshall SID Office.

The Marshall SID office is located in the Cam Henderson Center, Room 2036 on Third Avenue.

MAILING ADDRESS:

Marshall Sports Information
 P.O. Box 1360
 Huntington, WV 25715
 Phone: (304) 696-5275

OVERNIGHT ADDRESS:

Marshall Sports Information
 Cam Henderson Center, Room 2036
 1801 Third Avenue
 Huntington, WV 25703

THUNDERING HERD/ISP SPORTS NETWORK



STEVE COTTON Voice of the Herd

Steve Cotton returns for his 11th season as Marshall's radio play-by-play announcer and 14th year as a member of the Herd's broadcast crew. The 42-year-old native of Kalkaska, Mich., is a 1987 graduate of the University of Florida and received a master's degree from Marshall in 1995. A five-time West Virginia Sportscaster of the Year (1998, 2001, 2003, 2004, 2005), Cotton also hosts the Mark Snyder Call-in Show each Thursday during the season from 7-8 p.m. from Gino's Pub and Family Fun Center at 2501 Fifth Avenue in Huntington.



GREG CYRUS Radio Analyst

Joining Cotton in the radio booth for his fourth year as the color analyst will be two-time Marshall alum and long-time area high school coach Greg Cyrus. In his 32-year coaching career, Cyrus served as head football coach at Sissonville High, Nitro High and St. Albans High between 1984-2000 and also has coached track, basketball, tennis, baseball and golf. He also served as commissioner of the Mountain State Athletic Conference in 1996 and also co-hosts a sports talk show in Charleston.



ROCKY SMITH Sideline Reporter

Raquel "Rocky" Smith is entering her second season as the Thundering Herd/ISP Sports Radio Network sideline reporter. Smith, who hosts a popular morning radio show on Marshall flagship station WDGG-FM, is a 1998 graduate of Marshall University.



WOODY WOODRUM Radio Host

Entering his 10th year as host of the Marshall football and basketball pre- and post-game shows is long-time Thundering Herd family member, Woody Woodrum. Woodrum has held many jobs at Marshall, including student manager (1975-80), assistant equipment manger (1980-82), game film (1979-82, 1984-90), football graduate assistant (1986-87) and head equipment manager (1988-95). Woodrum was the color commentator for the Thundering Herd/ISP

Sports Network in football for 1999 and 2000, when he was named West Virginia Sportscaster of the Year by the National Sportscasters and Sportswriter Association. Woodrum is the sports programming manager for Kindred Communications, as well as senior editor of the Herd Insider. He is the host of the "Insider Sportsline-Statewide," Monday through Friday evening, on stations throughout the state.



CAMERON SMITH Network Engineer

Cameron Smith is entering his ninth season overall as network engineer. Smith is a Marshall University graduate that worked for five years as engineering manager for NASCAR's Motor Racing Networking in Daytona Beach, Fla. He currently serves as director of engineering for Marshall University's flagship station WDGG-FM.

THUNDERING HERD/ISP SPORTS NETWORK

The Thundering Herd/ISP Sports Network returns for its 79th season of covering Marshall athletics in the tri-state area. America's leader in the collegiate sports marketing arena, ISP Sports is nationally recognized for its quality performance, professional workmanship and unrivaled service. Join Steve Cotton, the "Voice of the Herd," for each Thundering Herd game on one of the Thundering Herd/ISP Sports Network's 23 radio affiliates.

2006 RADIO NETWORK AFFILIATES

KENTUCKY

CITY	CALL LETTERS	FREQUENCY
Pikeville	WDHR-FM	93.1

OHIO

CITY	CALL LETTERS	FREQUENCY
Portsmouth	WIOI-AM	1010
Logan	WLGN-AM	1510
	WLGN-FM	98.3

WEST VIRGINIA

CITY	CALL LETTERS	FREQUENCY
Beckley	WMTD-FM	102.3
Charleston	WKAZ-FM	107.3
Elkins	WELK-FM	94.7
Fairmont	WMMN-AM	920
Fisher	WELD-AM	690
Huntington	WDGG-FM (Flagship)	93.7
Huntington	WRVC-AM (Flagship)	930
Logan	WVOW-AM	1290
Logan	WVOW-FM	101.9
Martinsburg	WEPM-AM	1340
Mullens	WPMW-FM	92.7
Parkersburg	WDMX-FM	93.1
Point Pleasant	WBYG-FM	99.5
Ripley	WCEF-FM	98.3
Spencer	WVRC-AM	1400
Spencer	WVRC-FM	104.7
Sutton	WKQV-FM	105.5
	WSGB-AM	1490
Williamson	WXCC-FM	96.5

TELEVISION NETWORK AFFILIATES

These stations carry the Coach Mark Snyder TV Show and Marshall Football Today throughout the season. Check local listings for times and dates.

WEST VIRGINIA

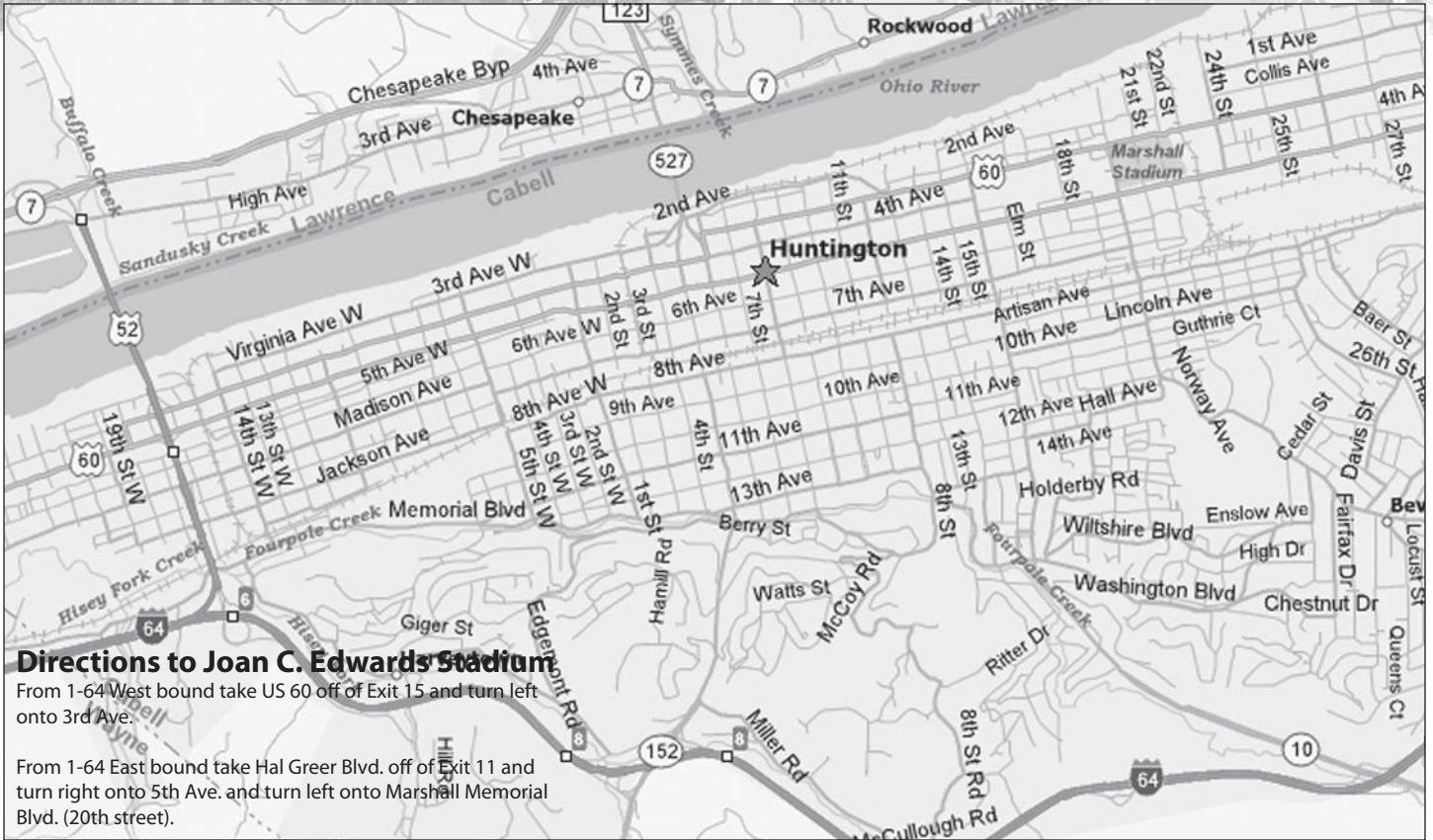
CITY	CALL LETTERS
Huntington/Charleston	WSAZ-TV
Clarksburg/Weston	WVFX-TV

FOX SPORTS PITTSBURGH

(Ohio, Maryland, New York, Pennsylvania, Virginia, West Virginia)



America's Home
for College Sports



Directions to Joan C. Edwards Stadium

From 1-64 West bound take US 60 off of Exit 15 and turn left onto 3rd Ave.

From 1-64 East bound take Hal Greer Blvd. off of Exit 11 and turn right onto 5th Ave. and turn left onto Marshall Memorial Blvd. (20th street).

LODGING

- Ashland Plaza Hotel**
One Ashland Plaza606.329.0055
Ashland, Ky.
- Hampton Inn**
1 Cracker Barrell Dr.....304.733.5300
Barboursville, W.Va.
- Holiday Inn Hotel & Suites**
800 3rd Avenue800.345.8082
- Radisson Hotel**
101 3rd Avenue304.525.1001
- Ramada Inn**
3441 US Route 60 E.....304.736.9772
Barboursville, W.Va.

TRANSPORTATION

- Avis Rent-A-Car**
1463 Airport Road 800.831-2847
- Hertz Rent-A-Car**
1463 Airport Road 800.654-6131
- Enterprise Rent-A-Car**
1463 Airport Road800.325.8007

RESTAURANTS

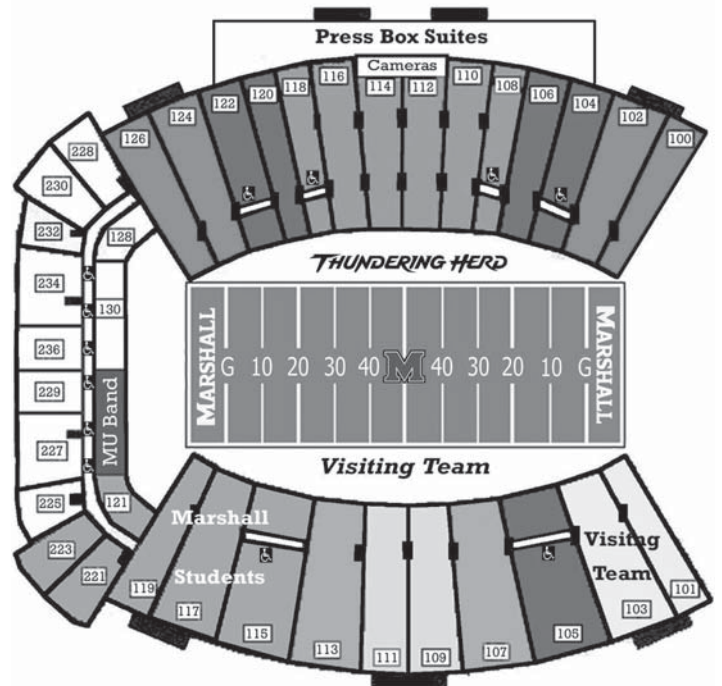
- Applebee's**
1135 3rd Ave304.525.4321
- Benjy's Harley-Davidson**
408 4th Street304.523.1340
- Bob Evans**
606 3rd Avenue304.525.6610
- Bobby Pruett's Steakhouse**
1001 3rd Avenue.....304.697.1004
- Boston Beanery**
11th and Veterans M304.523.6373
- Buddy's All-American Bar-B-Que**
1537 3rd Avenue.....304.522.9879
- Buffalo Wild Wings**
746 4th Avenue304.525.2999

- Central City Cafe**
529 14th Street West304.522.6142
- Chilis**
925 Mall Rd.....304.733.9589
Barboursville, W.Va.
- Chili Willi's Mexican Cantina**
1315 4th Avenue.....304.429.5857
- Famous Dave's Barbeque**
3419 US Route 60 E.....304.736.7675
Barboursville, W.Va.
- Ginos Pub & Family Fun Center**
2501 5th Avenue.....304.529.6086
- Hibachi Japanese Steakhouse**
839 4th Avenue.....304.697.0920
- Jewel City Seafood**
1317 4th Avenue.....304.529.7161
- Jim's Steak & Spaghetti House**
520 5th Avenue.....304.696.9788
- Laredo's Steak and Seafood**
2136 5th St. Rd.....304.697.4810
- Marshall Hall of Fame Cafe**
837 3rd Avenue.....304.697.9800
- Max & Erma's**
16 Pullman Square304.781.3545
- Olive Garden**
12 Mall Road.....304.733.6481
Barboursville, W.Va.
- Outback Steak House**
3417 Rt. 60 East304.733.1355
Barboursville, W.Va.
- Red Lobster**
200 10th Street.....304.529.4042
- Rocco's Little Italy**
1345 4th Avenue.....304.529.2400
- Tudor's Biscuit World**
520 20th Street.....304.529.2006
- West Virginia Bistro**
279 9th Street304.697.1890

Joan C. Edwards Stadium

James F. Edwards Field
Huntington, W.Va.

▲ WEST



NORTH ►

2006 OPPONENTS

GAME 1 - at West Virginia



at WEST VIRGINIA
SEPTEMBER 2, 2006
MORGANTOWN, W.Va.



Rich Rodriguez
Head Coach



Steve Slaton
Soph. RB

www.MSNSports.net

QUICK FACTS

Location: Morgantown, W.Va.
Founded: 1867
Enrollment: 26,051
President: David C. Hardesty, Jr.
Director of Athletics: Ed Pastilong
Conference: Big East
Stadium: Milan Puskar Stadium (60,000)
Surface: AstroPlay
2005 Record: 11-1
2005 Conference Record: 7-0, 1st
Final Ranking (AP/ESPN): 5th/6th
Last Bowl Game: 2006 Nokia Sugar Bowl
Result: defeated Georgia, 38-35

Head Coach: Rich Rodriguez
Alma Mater: West Virginia, 1986
Record at WVU: 39-22 (5 years)
Career Record: 84-58-2 (13 years)
Basic Offense: spread
Basic Defense: 4-4
Letterwinners R/L: 48/22
Starters R/L: 15/9
SID: Shelly Poe
Office Phone: (304) 293-2821
Home Phone: (304) 599-7259
Office Fax: (304) 293-4105
E-mail: shelly.poe@mail.wvu.edu
Press Box Phone: (304) 293-3799

2006 SCHEDULE

9/2 - Marshall
9/9 - Eastern Washington
9/14 - Maryland
9/23 - at East Carolina
10/7 - at Mississippi State
10/14 - Syracuse* (Homecoming)
10/20 - at Connecticut*
11/2 - at Louisville*
11/11 - Cincinnati*
11/16 - at Pittsburgh*
11/25 - at USF*
12/2 - Rutgers*
* Big East Conference game

GAME 2 - HOFSTRA



HOFSTRA
SEPTEMBER 9, 2006
JOAN C. EDWARDS STADIUM



Dave Cohen
Head Coach



David Darby
Senior FS

www.Hofstra.edu/Athletics

QUICK FACTS

Location: Hempstead, N.Y.
Founded: 1935
Enrollment: 13,400
President: Stuart Rabinowitz
Director of Athletics: Jack Hayes
Conference: Atlantic 10 Football
Stadium: James M. Shuart Stadium
Capacity: 15,000
Surface: Artificial
2005 Record: 7-4
2005 Conference Record: 5-3/3rd-North
Final Ranking (AP/ESPN): N/A

Head Coach: Dave Cohen
Alma Mater: CW Post, 1988
Record at Hofstra: First Season
Career Record: First Season
Basic Offense: Multiple
Basic Defense: 4-3
Letterwinners R/L: 40/20
Starters R/L: 15/9
SID: Jim Sheehan
Office Phone: (516) 463-6764
Cell Phone: (516) 523-6692
Office Fax: (516) 463-5033
E-mail: Jim.B.Sheehan@hofstra.edu
Press Box Phone: (516) 463-5274/5275

2006 SCHEDULE

8/31 - at Stony Brook
9/9 - at Marshall
9/23 - Towson
9/30 - at William & Mary
10/7 - Villanova
10/14 - at Delaware
10/21 - at Maine
10/28 - at New Hampshire
11/4 - Rhode Island
11/11 - Northeastern
11/18 - at Massachusetts
* Atlantic 10 Conference game

GAME 3 - at Kansas State



at KANSAS STATE
SEPTEMBER 16, 2006
MANHATTAN, Kan.



Ron Prince
Head Coach



Brandon Archer
Senior LB

www.K-StateSports.com

QUICK FACTS

Location: Manhattan, Kan.
Founded: 1863
Enrollment: 23,050
President: Dr. Jon Wefald
Director of Athletics: Tim Weiser
Conference: Big 12
Stadium: Bill Snyder Family Stadium
Capacity: 50,000
Surface: FieldTurf
2005 Record: 5-6
2005 Big 12 Record: 2-6/6th-North
Final Ranking (AP/ESPN): N/A
Last Bowl Game: 2003 Fiesta
Result: Lost to Ohio State, 35-28

Head Coach: Ron Prince
Alma Mater: Appalachian State, 1992
Record at KSU: First Season
Career Record: First Season
Basic Offense: Pro-Set
Basic Defense: 4-3
Letterwinners R/L: 41/20
Starters R/L: 20/6
SID: Garry Bowman
Office Phone: (785) 532-6735
Cell Phone: (785) 587-7865
Office Fax: (785) 532-6093
E-mail: gbowman@k-state.edu
Press Box Phone: (785) 539-3423

2006 SCHEDULE

9/2 - Illinois State
9/9 - Florida Atlantic
9/16 - Marshall
9/23 - Louisville
9/30 - at Baylor*
10/7 - Oklahoma State*
10/14 - Nebraska*
10/21 - at Missouri*
10/28 - Iowa State* (Homecoming)
11/4 - at Colorado*
11/11 - Texas*
11/18 - at Kansas*
* Big 12 Conference game

GAME 4 - at Tennessee



at TENNESSEE
SEPTEMBER 23, 2006
KNOXVILLE, Tenn.



Phillip Fulmer
Head Coach



Aaron Sears
Senior OT

www.UTSports.com

QUICK FACTS

Location: Knoxville, Tenn.
Founded: 1794
Enrollment: 25,244
President: Dr. John D. Peterson
Director of Athletics: Mike Hamilton
Conference: Southeastern
Stadium: Neyland Stadium
Capacity: 104,079
Surface: Grass
2005 Record: 5-6
2005 SEC Record: 3-5/15th-East
Final Ranking (AP/ESPN): None
Last Bowl Game: 2005 Cotton
Result: Defeated Texas A&M, 38-7

Head Coach: Phillip Fulmer
Alma Mater: Tennessee, 1972
Record at UT: 128-37 (15th season)
Career Record: Same
Basic Offense: Multiple
Basic Defense: 4-3
Letterwinners R/L: 47/28
Starters R/L: 13/11
SID: Bud Ford
Office Phone: (865) 974-1212
Cell Phone: (865) 567-6287
Office Fax: (865) 974-1269
E-mail: bford@tennessee.edu
Press Box Phone: (865) 974-2937

2006 SCHEDULE

9/2 - California
9/9 - Air Force
9/16 - Florida*
9/23 - Marshall (Homecoming)
9/30 - at Memphis
10/7 - at Georgia*
10/21 - Alabama*
10/28 - at South Carolina*
11/4 - LSU*
11/11 - at Arkansas*
11/18 - at Vanderbilt*
11/25 - Kentucky*
* Southeastern Conference game

GAME 5 - UCF (ESPN2)



UCF*
OCTOBER 4, 2006
JOAN C. EDWARDS STADIUM



George O'Leary
Head Coach



Steven Moffett
Junior QB

www.UCFathletics.com

QUICK FACTS

Location: Orlando, Fla.
Founded: 1963
Enrollment: 45,000
President: Dr. John C. Hitt
Director of Athletics: Keith Tribble
Conference: Conference USA
Stadium: Florida Citrus Bowl
Capacity: 65,438
Surface: 419 Bermuda Grass
2005 Record: 8-5
2005 Conference Record: 7-1/1st-East
Final Ranking (AP/ESPN): N/A
Last Bowl Game: 2005 Sheraton Hawai'i
Result: Lost to Nevada, 49-48 (OT)

Head Coach: George O'Leary
Alma Mater: New Hampshire, 1969
Record at UCF: 8-16 (3rd season)
Career Record: 60-49 (10th season)
Basic Offense: Multiple
Basic Defense: Multiple
Letterwinners R/L: 41/16
Starters R/L: 19/6
SID: Jason Baum
Office Phone: (407) 823-5266
Cell Phone: (407) 405-5822
Office Fax: (407) 823-5266
E-mail: jbaum@mail.ucf.edu
Citrus Bowl Press Box: (407) 245-0342

2006 SCHEDULE

9/2 - Villanova
9/9 - at Florida
9/16 - USF (CSTV)
9/23 - Southern Miss* (ESPN2)
10/4 - at Marshall* (ESPN2)
10/13 - Pittsburgh (ESPN)
10/21 - Rice*
10/28 - at Houston*
11/4 - East Carolina*
11/11 - at Memphis* (CSTV)
11/18 - at Tulane*
11/25 - UAB*
* Conference USA game

GAME 6 - at SMU



at SMU*
OCTOBER 14, 2006
DALLAS, Texas



Phil Bennett
Head Coach



Joe Sturdivant
Senior DB

www.SMUMustangs.com

QUICK FACTS

Location: Dallas, Texas
Founded: 1911
Enrollment: 10,901
President: Dr. R. Gerald Turner
Director of Athletics: Steve Orsini
Conference: Conference USA
Stadium: Gerald J. Ford Stadium
Capacity: 32,000
Surface: A-turf
2005 Record: 5-6
2005 Conference Record: 4-4/West
Final Ranking (AP/ESPN): None
Last Bowl Game: 1984 Aloha
Result: Lost to Alabama, 28-7

Head Coach: Phil Bennett
Alma Mater: Texas A&M, 1978
Record at SMU: 11-35 (5th season)
Career Record: Same
Basic Offense: Multiple/Spread
Basic Defense: 4-3
Letterwinners R/L: 57/16
Starters R/L: 16/10
SID: Brad Sutton
Office Phone: (214) 768-2883
Cell Phone: (214) 914-8705
Office Fax: (214) 768-2044
E-mail: bsutton@smu.edu
Ford Stadium Press Box: (214) 768-7730

2006 SCHEDULE

9/2 - at Texas Tech
9/9 - at North Texas
9/16 - Sam Houston State
9/23 - Arkansas State
9/30 - at Tulane* (CSTV)
10/7 - at UTEP*
10/14 - Marshall*
10/21 - at East Carolina*
10/31 - UAB* (ESPN2)
11/11 - Houston*
11/18 - Tulsa*
11/25 - at Rice*
* Conference USA game

GAME 7 - at UAB



at UAB*
OCTOBER 21, 2006
BIRMINGHAM, Ala.



Tommy Brown
Head Coach



Larry McSwain
Senior DE

www.UABSports.com

QUICK FACTS

Location: Birmingham, Ala.
Founded: 1969
Enrollment: 16,572
President: Dr. Carol Z. Garrison
Director of Athletics: Richard Margison
Conference: Conference USA
Stadium: Legion Field
Capacity: 72,000
Surface: Grass
2005 Record: 5-6
2005 Conference Record: 3-5/5th-East
Final Ranking (AP/ESPN): None
Last Bowl Game: 2004 Hawai'i
Result: Lost to Hawai'i, 59-40

Head Coach: Watson Brown
Alma Mater: Vanderbilt, 1973
Record at UAB: 59-65 (12th season)
Career Record: 91-143-1 (22nd season)
Basic Offense: Multiple
Basic Defense: 4-3
Letterwinners R/L: 51/17
Starters R/L: 16/11
SID: Norm Reilly
Office Phone: (205) 934-0722
Cell Phone: (205) 621-9067
Office Fax: (205) 934-7505
E-mail: nreilly@uab.edu
Legion Field Press Box: (205) 326-3814

2006 SCHEDULE

9/2 - at Oklahoma
9/9 - East Carolina*
9/16 - at Georgia
9/23 - Mississippi State
9/30 - Troy
10/7 - Memphis*
10/14 - at Rice*
10/21 - Marshall*
10/31 - at SMU* (ESPN)
11/10 - UTEP* (ESPN2)
11/18 - at Southern Miss*
11/25 - at UCF*
* Conference USA game

GAME 8 - MEMPHIS



MEMPHIS*
OCTOBER 28, 2006
JOAN C. EDWARDS STADIUM



Tommy West
Head Coach



Wesley Smith
Senior FS

www.GoTigersGo.com

QUICK FACTS

Location: Memphis, Tenn.
Founded: 1912
Enrollment: 20,668
President: Dr. Shirley Raines
Director of Athletics: R.C. Johnson
Conference: Conference USA
Stadium: Liberty Bowl Memorial
Capacity: 62,380
Surface: FieldTurf Pro Series
2005 Record: 7-5
2005 Conference Record: 5-3/t2-East
Final Ranking (AP/ESPN): None
Last Bowl Game: 2005 Motor City
Result: Defeated Akron, 38-31

Head Coach: Tommy West
Alma Mater: Tennessee, 1976
Record at UM: 32-28 (6th season)
Career Record: 67-63 (12th season)
Basic Offense: Spread
Basic Defense: Multiple, 4-3
Letterwinners R/L: 57/16
Starters R/L: 16/10
SID: Jennifer Rodrigues
Office Phone: (901) 678-2397
Cell Phone: (901) 734-9951
Office Fax: (901) 678-4134
E-mail: jmpowers@memphis.edu
Liberty Bowl Press Box: (901) 272-0136

2006 SCHEDULE

9/2 - at Mississippi
9/9 - Chattanooga
9/16 - at East Carolina*
9/30 - Tennessee (ESPN)
10/7 - at UAB*
10/14 - Arkansas State
10/21 - Tulsa*
10/28 - at Marshall*
11/4 - Southern Miss*
11/11 - UCF*
11/18 - Houston*
11/25 - at UTEP*
* Conference USA game

GAME 9 - TULANE



TULANE*
NOVEMBER 4, 2006
JOAN C. EDWARDS STADIUM



Chris Scelfo
Head Coach



Lester Ricard
Senior QB

www.TulaneGreenWave.com

QUICK FACTS

Location: New Orleans, La.
Founded: 1834
Enrollment: 12,381
President: Dr. Scott Cowen
Director of Athletics: Rick Dickson
Conference: Conference USA
Stadium: Louisiana Superdome
Capacity: 69,767
Surface: Momentum
2005 Record: 2-9
2005 Conference Record: 1-7/6th-West
Final Ranking (AP/ESPN): None
Last Bowl Game: Conagra Food Hawai'i
Result: Defeated Hawai'i, 36-28

Head Coach: Chris Scelfo
Alma Mater: Northeast Louisiana, 1985
Record at Tulane: 26-34 (6th season)
Career Record: Same
Basic Offense: Multiple
Basic Defense: Multiple, 4-3
Letterwinners R/L: 42/16
Starters R/L: 14/12
SID: Donna Turner
Office Phone: (504) 865-5506
Cell Phone: (504) 491-1859
Office Fax: (504) 865-5512
E-mail: dturmer1@tulane.edu
Superdome Press Box: (504) 587-3868

2006 SCHEDULE

9/9 - at Houston*
9/16 - at Mississippi State
9/23 - at LSU
9/30 - SMU* (CSTV)
10/7 - Rice*
10/14 - at UTEP*
10/21 - at Auburn
10/28 - Army
11/4 - at Marshall*
11/11 - Southern Miss*
11/18 - UCF*
11/24 - at Tulsa*
* Conference USA game

GAME 10 - at East Carolina



at EAST CAROLINA*
NOVEMBER 11, 2006
GREENVILLE, N.C.



Skip Holtz
Head Coach



James Pinkney
Senior QB

www.ECUPirates.com

QUICK FACTS

Location: Greenville, N.C.
Founded: 1907
Enrollment: 22,766
Chancellor: Dr. Steve Ballard
Director of Athletics: Terry Holland
Conference: Conference USA
Stadium: Dowdy-Ficklen Stadium
Capacity: 43,000
Surface: Natural Grass
2005 Record: 5-6
2005 Conference Record: 4-4/4th-East
Final Ranking (AP/ESPN): None
Last Bowl Game: 2001 GMAC
Result: Lost to Marshall, 64-61 (2 OT)

Head Coach: Skip Holtz
Alma Mater: Notre Dame, 1986
Record at UT: 128-37 (15th season)
Career Record: Same
Basic Offense: Multiple
Basic Defense: Multiple
Letterwinners R/L: 42/26
Starters R/L: 18/10
SID: Tom McClellan
Office Phone: (252) 328-0057, x4522
Cell Phone: (252) 341-1357
Office Fax: (252) 328-4528
E-mail: mcclellant@mail.ecu.edu
Press Box: (252) 328-4697

2006 SCHEDULE

9/2 - at Navy (CSTV)
9/9 - at UAB*
9/16 - Memphis*
9/23 - West Virginia (ESPN/ESPN2)
10/7 - Virginia
10/14 - Tulsa*
10/21 - SMU*
10/28 - at Southern Miss*
11/4 - at UCF*
11/11 - Marshall*
11/18 - at Rice*
11/25 - at North Carolina State
* Conference USA game

GAME 11 - UTEP



UTEP*
NOVEMBER 18, 2006
JOAN C. EDWARDS STADIUM



Mike Price
Head Coach



Jordan Palmer
Senior QB

www.UTEPAthletics.com

QUICK FACTS

Location: El Paso, Texas
Founded: 1914
Enrollment: 19,264
President: Dr. Diana Natalicio
Director of Athletics: Bob Stull
Conference: Conference USA
Stadium: Sun Bowl
Capacity: 51,500
Surface: AstroPlay
2005 Record: 8-4
2005 Conference Record: 5-3/t2nd-West
Final Ranking (AP/ESPN): N/A
2005 Bowl Game: 2005 GMAC
Result: Lost to Toledo, 45-13

Head Coach: Mike Price
Alma Mater: Puget Sound, 1969
Record at UTEP: 16-8 (3rd season)
Career Record: 145-130 (25th season)
Basic Offense: One-Back
Basic Defense: 4-3
Letterwinners R/L: 47/21
Starters R/L: 19/5
SID: Jeff Darby
Office Phone: (915) 747-6652
Cell Phone: (915) 204-0642
Office Fax: (915) 747-5444
E-mail: jdarby@utep.edu
Ace Cleveland Press Box: (915) 747-5154

2006 SCHEDULE

8/31 - at San Diego State (CSTV)
9/9 - Texas Tech
9/23 - at New Mexico
9/30 - New Mexico State
10/7 - SMU*
10/14 - Tulane*
10/21 - at Houston*
10/27 - at Tulsa* (ESPN2)
11/4 - Rice*
11/10 - at UAB* (ESPN2)
11/18 - at Marshall*
11/25 - Memphis*
* Conference USA game


GAME 12 - at Southern Miss



at SOUTHERN MISS*
NOVEMBER 25, 2006
HATTIESBURG, Miss.



Jeff Bower
Head Coach



Brandon Sumrall
Junior Safety

www.SouthernMiss.com

QUICK FACTS

Location: Hattiesburg, Miss.
Founded: 1910
Enrollment: 15,974
President: Dr. Shelby F.Thames
Director of Athletics: Richard Giannini
Conference: Conference USA
Stadium: M.M. Robert Stadium
Capacity: 33,000
Surface: Momentum Turf
2005 Record: 7-5
2005 Conference Record: 5-3/t2nd-East
Final Ranking (AP/ESPN): None
Last Bowl Game: 2005 New Orleans
Result: W, 31-19 over Arkansas State

Head Coach: Jeff Bower
Alma Mater: Southern Miss, 1976
Record at USM: 103-72-1 (16th season)
Career Record: Same
Basic Offense: Multiple
Basic Defense: 4-3
Letterwinners R/L: 48/17
Starters R/L: 16/x
SID: Mike Montoro
Office Phone: (601) 266-4503
Cell Phone: (601) 297-1435
Office Fax: (601) 266-4507
E-mail: michael.montoro@usm.edu
Press Box: (601) 266-5523

2006 SCHEDULE

9/2 - at Florida
9/9 - Southeastern Louisiana
9/16 - North Carolina State
9/26 - at UCF* (ESPN2)
10/3 - at Tulsa* (ESPN2)
10/14 - Houston*
10/21 - at Virginia Tech
10/28 - East Carolina* (CSTV)
11/4 - at Memphis*
11/11 - at Tulane*
11/18 - UAB* (CSTV)
11/25 - Marshall*
* Conference USA game

ALL-TIME SERIES VS. OPPONENTS

Marshall's Conference Affiliations

West Virginia Athletic Conf.....1925-1932
(Charter member)
 Buckeye Conference.....1933-1938
 Ohio Valley Conference.....1948-1952
 Mid-American Conference.....1953-1969
 Southern Conference.....1976-1996
 Mid-American Conference.....1997-2004
 Conference USA.....2005-

Akron: Marshall leads series 8-4

Year Date . Result.. Score Site
 1974..... 9/21Won17-7Huntington
 1975..... 9/6.....Lost8-20Akron, OH
 1976..... 10/30.....Won13-0Huntington
 1977..... 11/5.....Lost7-28Akron
 1982..... 10/23.....Won .. 12-10Huntington
 1997.... 10/11Won .. 52-17Huntington
 1998..... 9/5.....Won .. 27-16Akron
 2000....10/28.....Won .. 31-28Akron
 2001....10/27.....Won .. 50-33Huntington
 2002..... 11/2.....Lost .. 20-34Akron
 2003..... 11/1.....Won .. 42-24Huntington
 2004..... 11/5.....Lost .. 28-31Akron

UAB: Marshall leads series 1-0

Year Date . Result.. Score Site
 2005....10/15.....Won .. 20-19Huntington

Appalachian State: ASU leads series 14-8

Year Date . Result.. Score Site
 1977..... 10/1Lost .. 20-28Boone, NC
 1978..... 9/16.....Lost7-28Huntington
 1979..... 11/17.....Lost7-45Boone
 1980..... 10/4.....Lost6-23Huntington
 1981..... 11/7Won .. 17-10Boone
 1982..... 10/8.....Lost .. 13-21Huntington
 1983.... 11/12.....Lost .. 19-28Boone
 1984.... 10/13.....Won35-7Huntington
 1985.... 11/16.....Lost0-40Boone
 1986..... 11/8.....Lost .. 17-27Huntington
 1987..... 11/7Lost .. 10-17Boone
 1987.... 12/12.....Won .. 24-10Boone
 1988.... 10/29.....Won .. 30-27Huntington
 1989..... 11/4.....Lost7-28Boone
 1990..... 9/22.....Won50-0Huntington
 1991..... 8/31.....Lost3-9Boone
 1992..... 11/7Lost .. 34-37Huntington
 1993.... 10/23.....Won35-3Huntington
 1994.... 10/22.....Lost .. 14-24Boone
 1995.... 10/21.....Lost3-10Huntington
 1996.... 10/26.....Won .. 24-10Boone
 2002.... 8/31.....Won .. 50-17Huntington

Army: Series tied 1-1

Year Date . Result.. Score Site
 1920..... 10/2Lost0-38West Point, NY
 1997..... 9/6.....Won35-25West Point

Ball State: Marshall leads series 3-0

Year Date . Result.. Score Site
 1997..... 9/27Won .. 42-16Muncie, IN
 1998.... 10/24.....Won .. 42-10Huntington
 2002....11/30.....Won .. 38-14Huntington

Boise State: BSU leads series 1-0

Year Date . Result.. Score Site
 1994.... 12/10.....Lost24-28Boise, ID

Bowling Green: BGSU leads series 20-7

Year Date . Result.. Score Site
 1954..... 11/6Won26-19 .. Bowling Green, OH
 1955.... 10/29.....Lost26-27Huntington
 1956.... 10/27Lost12-34Bowling Green
 1957.... 11/16Lost7-14Huntington
 1958.... 11/15Lost7-21Bowling Green
 1959.... 9/26.....Lost7-51Huntington
 1960.... 9/24.....Lost7-14Bowling Green
 1961.... 9/23.....Lost0-40Huntington
 1962.... 9/22.....Lost6-48Bowling Green
 1963.... 11/9Lost14-21Huntington
 1964.... 11/6Lost0-28Bowling Green
 1965.... 11/6Lost7-20Huntington
 1966.... 11/5Lost6-14Bowling Green
 1967.... 11/4Lost7-9Huntington
 1968.... 11/2Lost28-54Bowling Green
 1969.... 11/1Won21-16Huntington
 1970.... 10/31.....Lost .. 24-26Bowling Green
 1971.... 10/30.....Won12-10Huntington
 1972.... 10/28.....Lost7-46Bowling Green
 1973.... 10/27.....Lost .. 21-24Huntington
 1974.... 10/26.....Lost3-28Bowling Green
 1997.... 11/8Won28-0Huntington
 1998.... 10/31.....Lost .. 13-34Bowling Green
 1999.... 9/18Won35-16Huntington
 2000.... 11/4Won20-13Bowling Green
 2001.... 9/29Won37-31Huntington
 2004.... 11/13.....Lost35-56Bowling Green

Brigham Young: Marshall leads series 1-0

Year Date . Result.. Score Site
 1999.... 12/27Won21-3Pontiac, MI

Brown: Marshall leads series 1-0

Year Date . Result.. Score Site
 1991.... 9/28Won46-0Huntington

Buffalo: Marshall leads series 8-1

Year Date . Result.. Score Site
 1959.... 11/21Lost12-37Buffalo, NY
 1963.... 10/12Won10-8Buffalo
 1964.... 10/10Won14-12Huntington
 1999.... 10/23Won59-3Buffalo
 2000.... 9/30Won47-14Huntington
 2001.... 10/13Won34-14Buffalo
 2002.... 10/12Won66-21Huntington
 2003.... 10/18Won26-16Buffalo
 2004.... 10/23Won48-14Huntington

Butler: Marshall leads series 1-0

Year Date . Result.. Score Site
 1962.... 11/17Won26-13Huntington

UCF: Marshall leads series 3-1

Year Date . Result.. Score Site
 2002.... 9/20Won26-21Huntington
 2003.... 21-7Won21-7Orlando, FL
 2004.... 10/30Won20-3Huntington
 2005.... 9/24Lost13-23Orlando

Central Michigan: Marshall leads series 4-2

Year Date . Result.. Score Site
 1975..... 11/1Lost0-34Mount Pleasant, MI
 1976..... 9/25Lost7-22Huntington
 1997.... 11/1Won45-17Mount Pleasant
 1998.... 11/7Won28-0Huntington
 2001.... 10/20Won .. 42-21Huntington
 2002.... 10/26Won .. 23-18Mount Pleasant

The Citadel: Marshall leads series 9-6

Year Date . Result.. Score Site
 1978.... 10/7Lost0-41Charleston, SC
 1979.... 11/3Lost .. 16-17Huntington
 1982.... 10/30Lost7-24Charleston
 1983.... 10/29Won .. 26-10Huntington
 1984.... 10/20Lost .. 17-28Charleston
 1985.... 9/28Won .. 17-14Huntington
 1988.... 11/5Lost3-20Charleston
 1989.... 10/14Won .. 40-17Huntington
 1990.... 9/22Lost .. 10-21Charleston
 1991.... 11/9Won .. 37-31Huntington
 1992.... 10/17Won .. 34-13Charleston
 1993.... 10/30Won .. 35-15Charleston
 1994.... 10/29Won .. 42-30Huntington
 1995.... 10/28Won .. 21-19Charleston
 1996.... 11/2Won .. 56-25Huntington

Cincinnati: UC leads series 6-3-1

Year Date . Result.. Score Site
 1906.... 10/6Tie0-0Cincinnati, OH
 1933.... 10/21Lost0-19Cincinnati
 1934.... 11/3Lost0-7Cincinnati
 1935.... 11/9Lost .. 13-39Huntington
 1936.... 10/17Lost7-13Cincinnati
 1937.... 11/13Won28-0Huntington
 1938.... 11/12Won27-9Cincinnati
 1946.... 10/5Lost .. 14-39Cincinnati
 2000.... 12/27Won .. 25-13Pontiac, MI
 2004.... 12/23Lost .. 14-32Fort Worth, TX

Clemson: Marshall leads series 1-0

Year Date . Result.. Score Site
 1999.... 9/4Won .. 13-10Clemson, SC

Davidson: Marshall leads series 1-0

Year Date . Result.. Score Site
 1986.... 10/25Won63-14Huntington

Dayton: UD leads series 16-6

Year Date . Result.. Score Site
 1932.... 10/21Lost7-13Dayton, OH
 1935.... 10/11Lost6-20Dayton
 1936.... 9/26Won14-0Huntington
 1937.... 11/20Won7-0Dayton
 1938.... 10/30Lost7-13Dayton
 1939.... 10/21Won .. 19-13Dayton
 1940.... 10/5Won .. 25-12Huntington
 1941.... 10/4Lost0-7Dayton
 1942.... 10/31Lost .. 13-20Dayton
 1946.... 11/23Lost7-29Dayton
 1948.... 10/9Lost0-33Dayton
 1949.... 10/8Lost .. 23-40Huntington
 1950.... 11/18Lost6-35Dayton
 1951.... 11/17Lost .. 13-37Huntington
 1952.... 11/8Lost .. 14-31Dayton

ALL-TIME SERIES VS. OPPONENTS

1953..... 11/7Lost.....7-21Huntington
 1971.... 10/16.....Lost.....0-13Huntington
 1972..... 9/23.....Lost.....0-39Dayton
 1973.... 11/17.....Won...37-14Huntington
 1974.... 11/16.....Lost...13-14Dayton
 1975.... 11/15.....Lost.....8-29Dayton
 1976.... 10/16.....Won.....9-0Huntington

Delaware: Marshall leads series 3-1-1

Year Date . Result.. Score Site
 1959.... 10/24.....Lost.....6-30Newark, DE
 1960.... 10/22.....Tie.....6-6Huntington
 1992.... 12/12.....Won.....28-7Huntington
 1993..... 12/4.....Won...34-31Huntington
 1996.... 11/30.....Won...59-14Huntington

East Carolina: ECU leads series 5-2

Year Date . Result.. Score Site
 1967.... 11/18.....Lost...13-29Huntington
 1968.... 11/16.....Lost...20-49Greenville, NC
 1969.... 11/15.....Won.....38-7Huntington
 1970.... 11/14.....Lost...14-17Greenville
 1978.... 11/18.....Lost...0-45Greenville
 2001....12/19. Won (2ot) 64-61Mobile, AL
 2005....11/19.....Lost...29-34Huntington

East Tennessee St.: Marshall leads series 13-4

Year Date . Result.. Score Site
 1980.... 11/22.....Lost...16-21Johnson City, TN
 1981.... 9/26.....Lost.....0-14Huntington
 1982.... 11/20.....Lost.....0-28Johnson City
 1983..... 10/8.....Won...13-10Huntington
 1984.... 11/17.....Won...31-28Johnson City
 1985.... 11/9.....Won...34-21Huntington
 1986.... 10/18.....Won...34-19Johnson City
 1987.... 10/17.....Won.....27-7Huntington
 1988 10/15..... Won . 50-14 Johnson City
 1989... 9/16.....Won . 31-21 Huntington
 1990 10/13..... Lost . 17-38 Johnson City
 1991 ... 11/23.....Won.....63-9Huntington
 1992.... 11/21.....Won...49-10Johnson City
 1993..... 11/6.....Won.....33-9Huntington
 1994..... 11/5.....Won...42-12Johnson City
 1995..... 11/4.....Won.....52-0Huntington
 1996..... 11/9.....Won...34-10Johnson City

Eastern Illinois: Marshall leads series 1-0

Year Date . Result.. Score Site
 1992.... 9/12.....Won...63-28Huntington

Eastern Kentucky: Marshall leads series 10-8-1

Year Date . Result.. Score Site
 1926.... 10/1.....Won.....34-0Huntington
 1947..... 10/4.....Won.....7-6Richmond, KY
 1948..... 10/2.....Lost.....7-20Huntington
 1949..... 10/1.....Won.....24-7Richmond
 1950..... 9/30.....Lost.....0-34Huntington
 1951..... 9/29.....Lost.....6-13Richmond
 1952..... 9/27.....Lost...19-26Huntington
 1960.... 11/19.....Won.....13-0Ashland, KY
 1961.... 11/18.....Won.....20-0Ashland, KY
 1965..... 9/25.....Won...28-12Richmond
 1966..... 9/24.....Lost.....6-26Huntington
 1985..... 9/21.....Won.....13-7Richmond
 1986..... 9/30.....Tie...13-13Huntington
 1987..... 9/19.....Lost...34-37Richmond
 1988..... 9/17.....Won...34-32Huntington

1989.... 10/21.....Lost...23-38Richmond
 1990.... 11/10.....Lost...12-15Huntington
 1991.... 12/14.....Won.....14-7Huntington
 1992.... 11/28.....Won.....44-0Huntington

Eastern Michigan: Marshall leads series 3-1

Year Date . Result.. Score Site
 1983..... 9/3.....Lost.....3-7Ypsilanti, MI
 1984..... 9/15.....Won...24-17Huntington
 1997.... 10/25.....Won...48-25Huntington
 1998..... 9/26.....Won...26-23Ypsilanti

Florida: Florida leads series 1-0

Year Date . Result.. Score Site
 2001.... 9/11.....Lost...14-49Gainesville, FL

Furman: Furman leads series 15-8

Year Date . Result.. Score Site
 1938..... 11/5.....Lost...13-18Huntington
 1977.... 10/15.....Lost...24-42Greenville, SC
 1978.... 10/28.....Lost...12-42Huntington
 1979.... 10/13.....Lost...24-34Greenville
 1980.... 11/1.....Lost...0-35Charleston, WV
 1981.... 10/31.....Lost...3-35Greenville
 1982.... 11/13.....Lost...7-45Huntington
 1983..... 9/24.....Lost.....7-33Greenville
 1984..... 9/22.....Lost...28-38Huntington
 1985.... 10/12.....Lost...3-34Greenville
 1986.... 9/27.....Lost...10-38Huntington
 1987.... 10/3.....Lost...36-42Greenville
 1988.... 10/8.....Won...24-10Huntington
 1988.... 12/3.....Lost...9-13Huntington
 1989.... 10/7.....Lost...13-34Greenville
 1990.... 9/29.....Won.....10-7Huntington
 1991.... 10/12.....Won...38-35Greenville
 1992.... 10/10.....Won.....48-6Huntington
 1993.... 11/13.....Lost...3-17Greenville
 1994.... 11/12.....Won...35-14Huntington
 1995.... 11/11.....Won.....31-6Greenville
 1996.... 11/16.....Won.....42-17Huntington
 1996.... 12/7.....Won.....54-0Huntington

Georgia: Georgia leads series 1-0

Year Date . Result.. Score Site
 2004.... 9/18.....Lost.....3-13Athens, GA

Georgia Southern: Marshall leads series 4-2

Year Date . Result.. Score Site
 1989.... 11/18.....Lost...31-63Statesboro, GA
 1990..... 10/6.....Lost...14-17Huntington
 1993..... 9/18.....Won.....13-3Huntington
 1994.... 9/17.....Won...34-10Statesboro
 1995.... 9/16.....Won.....37-7Huntington
 1996.... 9/21.....Won...29-13Statesboro

Hofstra: Marshall leads series 2-0

Year Date . Result.. Score Site
 1995.... 11/18.....Won...30-28Huntington
 2003....11/30.....Won...45-21Huntington

Howard: Marshall leads series 2-0

Year Date . Result.. Score Site
 1993.... 11/27.....Won...28-14Huntington
 1996..... 9/7.....Won...55-27Huntington

Illinois State: Marshall leads series 3-1

Year Date . Result.. Score Site
 1975.... 9/27.....Won.....36-3Huntington
 1976.... 9/18.....Won...23-13Normal, IL
 1983..... 9/10.....Lost.....3-27Huntington
 1984.... 11/10.....Won.....10-3Normal

Indiana State: Series tied 1-1

Year Date . Result.. Score Site
 1947.... 10/25.....Won.....33-0Huntington
 1981.... 11/21.....Lost.....0-42Huntington

Jackson State: Marshall leads series 1-0

Year Date . Result.. Score Site
 1995.... 11/25.....Won.....38-8Huntington

James Madison: Marshall leads series 2-0

Year Date . Result.. Score Site
 1987.... 11/28.....Won...41-12Huntington
 1994.... 12/3.....Won...28-21Huntington

Kansas State: Series tied 1-1

Year Date . Result.. Score Site
 2003.... 9/20.....Won...27-20Manhattan, KS
 2005.... 9/10.....Lost...19-21Huntington

Kent State: Kent State leads series 18-17

Year Date . Result.. Score Site
 1952.... 10/25.....Lost...14-26Huntington
 1953.... 10/24.....Lost.....7-27Kent, OH
 1954.... 10/23.....Lost...20-41Huntington
 1955.... 10/22.....Lost.....6-39Kent
 1956.... 10/20.....Lost.....7-25Huntington
 1957....10/19.....Won.....7-6Huntington
 1958.... 10/18.....Lost.....0-24Kent
 1959.... 10/17.....Lost.....7-46Kent
 1960.... 10/15.....Lost.....6-22Kent
 1961.... 10/14.....Won.....14-8Huntington
 1962.... 10/13.....Lost...14-23Kent
 1963.... 11/16.....Won.....14-8Kent
 1964.... 11/14.....Won.....12-7Huntington
 1965.... 11/13.....Lost...13-33Kent
 1966.... 11/12.....Won.....16-7Huntington
 1967.... 11/11.....Lost.....2-41Kent
 1968.... 11/9.....Lost...12-36Huntington
 1969.... 11/8.....Won...31-20Kent
 1970.... 11/7.....Won...20-17Huntington
 1971.... 11/6.....Lost.....0-21Kent
 1972.... 11/4.....Lost...14-16Huntington
 1973.... 11/3.....Lost.....3-35Kent
 1974.... 11/2.....Lost.....7-35Huntington
 1975.... 11/8.....Lost...21-30Kent
 1978.... 10/21.....Lost...17-20Kent
 1980.... 9/13.....Won.....17-7Huntington
 1982.... 9/4.....Won...30-21Huntington
 1997.... 9/13.....Won...42-17Kent
 1998.... 10/17.....Won.....42-7Huntington
 1999.... 11/6.....Won...28-16Kent
 2000....10/21.....Won...34-12Huntington
 2001.... 11/3.....Won...42-21Kent
 2002.... 10/5.....Won...42-21Kent
 2003....10/11.....Won...49-33Huntington
 2004....27-17.....Won...27-17Kent

ALL-TIME SERIES VS. OPPONENTS

Kentucky: UK leads series 6-0

Year	Date	Result	Score	Site
1905	11/2	Lost	0-53	Huntington
1912	10/5	Lost	6-13	Lexington, KY
1921	10/8	Lost	0-28	Lexington
1922	9/30	Lost	0-16	Lexington
1923	9/29	Lost	0-41	Lexington
1960	10/8	Lost	0-55	Lexington

Liberty: Marshall leads series 1-0

Year	Date	Result	Score	Site
1999	9/11	Won	63-3	Huntington

Louisiana Tech: Tech leads series 1-0

Year	Date	Result	Score	Site
1942	10/9	Lost	0-26	Ruston, LA

Louisville: UL leads series 16-11

Year	Date	Result	Score	Site
1921	11/26	Won	21-0	Huntington
1922	11/30	Won	21-7	Huntington
1924	11/27	Won	16-6	Huntington
1925	11/26	Lost	2-7	Louisville, KY
1926	11/20	Lost	3-27	Louisville
1927	10/22	Won	37-6	Louisville
1928	11/24	Won	13-0	Louisville
1929	10/26	Won	25-6	Huntington
1930	11/15	Lost	12-13	Huntington
1932	9/23	Won	60-0	Huntington
1959	10/31	Lost	6-48	Louisville
1960	10/29	Lost	0-7	Huntington
1961	9/30	Lost	7-32	Louisville
1962	9/29	Lost	0-18	Huntington
1963	10/26	Lost	14-27	Louisville
1964	10/24	Won	28-6	Huntington
1965	10/23	Lost	7-28	Louisville
1966	10/22	Lost	15-35	Huntington
1967	10/21	Lost	7-43	Louisville
1968	10/19	Lost	10-13	Huntington
1969	10/18	Lost	17-34	Louisville
1970	10/17	Lost	14-16	Huntington
1977	10/29	Lost	0-56	Huntington
1981	10/3	Lost	0-36	Louisville
1987	10/10	Won	34-31	Louisville
1998	12/23	Won	48-29	Pontiac, MI
2002	12/18	Won	38-15	Mobile, AL

Massachusetts: Marshall leads series 1-0

Year	Date	Result	Score	Site
2001	9/8	Won	49-20	Huntington

McNeese State: MSU leads series 2-1

Year	Date	Result	Score	Site
1975	10/4	Lost	3-33	Huntington
1976	10/2	Lost	9-34	Lake Charles, LA
1995	12/9	Won	25-13	Lake Charles

Memphis: Memphis leads series 1-0

Year	Date	Result	Score	Site
2005	11/26	Lost	3-26	Memphis, TN

Miami (Ohio): Miami leads series 30-10-1

Year	Date	Result	Score	Site
1905	11/30	Lost	5-35	Huntington
1933	10/14	Lost	14-42	Oxford, OH
1934	11/17	Lost	0-7	Huntington

1935	10/26	Lost	13-20	Oxford
1936	11/14	Lost	7-14	Huntington
1937	10/9	Won	7-0	Oxford
1938	10/8	Won	41-0	Huntington
1939	10/14	Won	21-0	Oxford
1948	9/18	Lost	6-38	Oxford
1953	10/17	Lost	6-48	Huntington
1954	10/16	Lost	0-46	Oxford
1955	10/15	Lost	7-46	Huntington
1956	10/13	Lost	14-21	Oxford
1957	11/9	Lost	13-25	Oxford
1958	11/8	Lost	0-26	Huntington
1963	9/28	Tie	14-14	Oxford
1964	9/26	Lost	0-21	Huntington
1965	10/16	Lost	7-28	Oxford
1966	10/15	Lost	0-12	Huntington
1967	10/14	Lost	6-48	Oxford
1968	10/12	Lost	0-46	Huntington
1969	10/11	Lost	7-35	Oxford
1970	10/10	Lost	12-19	Huntington
1971	10/2	Lost	6-66	Oxford
1972	10/7	Lost	7-22	Huntington
1973	10/6	Lost	6-31	Oxford
1974	9/28	Lost	0-42	Huntington
1975	9/13	Lost	0-50	Oxford
1976	9/11	Won	21-16	Huntington
1977	10/8	Lost	19-29	Oxford
1978	10/14	Lost	3-29	Huntington
1979	10/6	Lost	0-28	Huntington
1980	10/11	Lost	6-34	Oxford
1997	10/18	Lost	21-45	Oxford
1998	10/3	Won	31-17	Huntington
1999	10/2	Won	32-14	Oxford
2000	11/11	Won	51-31	Huntington
2001	11/10	Won	27-21	Oxford
2002	11/12	Won	36-34	Huntington
2003	11/12	Lost	6-45	Oxford
2004	9/29	Won	33-25	Huntington

Michigan State: MSU leads series 1-0

Year	Date	Result	Score	Site
2000	9/9	Lost	24-34	East Lansing, MI

Middle Tennessee St: Marshall leads series 2-0

Year	Date	Result	Score	Site
1992	12/5	Won	35-21	Huntington
1994	11/26	Won	49-14	Huntington

Mississippi: Mississippi leads series 1-0

Year	Date	Result	Score	Site
1997	12/26	Lost	31-34	Pontiac, MI

Mississippi State: MSU leads series 1-0

Year	Date	Result	Score	Site
1979	10/20	Lost	0-48	Starkville, MS

Missouri: Missouri leads series 1-0

Year	Date	Result	Score	Site
1992	10/3	Lost	21-44	Columbia, MO

Montana: Series tied 1-1

Year	Date	Result	Score	Site
1995	12/16	Lost	20-22	Huntington
1996	12/21	Won	49-29	Huntington

Morehead State: Marshall leads series 33-10-3

Year	Date	Result	Score	Site
1928	10/13	Won	26-0	Ashland, KY
1940	9/21	Won	13-6	Huntington
1941	11/8	Won	28-7	Huntington
1942	9/27	Tie	0-0	Huntington
1946	11/16	Lost	20-29	Huntington
1947	9/27	Won	38-12	Huntington
1948	9/25	Won	19-7	Huntington
1949	9/24	Won	20-15	Huntington
1950	9/23	Lost	6-51	Huntington
1951	9/22	Won	21-6	Huntington
1952	9/20	Won	48-14	Huntington
1953	9/26	Won	40-0	Huntington
1954	9/25	Won	19-7	Huntington
1957	9/28	Won	21-0	Huntington
1958	9/27	Won	30-16	Huntington
1961	10/21	Tie	0-0	Huntington
1962	10/20	Won	26-18	Ashland
1963	9/21	Lost	6-19	Huntington
1964	9/19	Lost	0-6	Morehead, KY
1965	9/18	Won	22-12	Huntington
1966	9/17	Won	27-20	Huntington
1967	9/16	Lost	6-30	Morehead
1968	9/14	Tie	7-7	Huntington
1969	9/20	Lost	14-27	Morehead
1970	9/19	Won	17-7	Huntington
1971	9/18	Lost	6-29	Morehead
1972	9/16	Won	27-24	Huntington
1973	9/15	Won	24-17	Huntington
1974	9/14	Lost	12-14	Morehead
1975	9/20	Lost	16-19	Huntington
1976	9/4	Won*	14-31	Morehead
(*forfeit/using ineligible player)				
1977	9/17	Won	38-26	Huntington
1980	9/6	Won	35-8	Morehead
1981	9/12	Won	20-17	Huntington
1983	9/17	Won	35-0	Morehead
1984	9/8	Won	40-6	Huntington
1985	9/7	Won	27-10	Morehead
1986	9/6	Lost	10-19	Huntington
1987	9/5	Won	29-0	Huntington
1988	9/3	Won	30-17	Morehead
1989	9/9	Won	30-7	Huntington
1990	9/1	Won	28-14	Huntington
1991	9/14	Won	70-11	Huntington
1992	9/5	Won	49-7	Huntington
1993	9/4	Won	56-0	Huntington
1994	9/3	Won	71-7	Huntington

Murray State: MSU leads series 4-3

Year	Date	Result	Score	Site
1946	11/9	Lost	0-19	Murray, KY
1947	11/8	Won	41-20	Huntington
1948	10/15	Lost	0-27	Murray
1949	10/15	Won	13-6	Huntington
1950	10/14	Lost	0-14	Murray
1951	10/13	Lost	13-28	Huntington
1993	9/11	Won	29-3	Huntington

Nevada-Las Vegas: UNLV leads series 1-0

Year	Date	Result	Score	Site
1973	9/21	Lost	9-31	Las Vegas, NV

ALL-TIME SERIES VS. OPPONENTS

New Hampshire: Marshall leads series 1-0

Year Date . Result .. Score Site
 1991..... 9/7..... Won ... 24-23Huntington

North Carolina: UNC leads series 1-0

YearDate . Result.. Score Site
 2000..... 9/23Lost ... 15-20Chapel Hill, NC

North Carolina State: NCSU leads series 3-0

Year Date . Result.. Score Site
 1991.... 10/19Lost ... 14-15Raleigh, NC
 1993.... 10/16Lost ... 17-24Raleigh
 1995.... 8/31Lost ... 16-33Raleigh

North Texas: Marshall leads series 1-0

Year Date . Result.. Score Site
 1988.... 11/26Won 7-0Huntington

Louisiana-Monroe: ULM leads series 1-0

Year Date . Result.. Score Site
 1987.... 12/19Lost ... 42-43Pocatello, ID

Northern Illinois: NIU leads series 4-3

Year Date . Result.. Score Site
 1969..... 10/4Lost ... 17-18Huntington
 1971..... 10/9Lost ... 18-33Dekalb, IL
 1972..... 9/30Lost 7-24Huntington
 1973.... 10/13Won ... 39-36Dekalb
 1974.... 10/12Lost ... 17-20Huntington
 1999.... 10/30Won 41-9Huntington
 2001..... 10/6Won ... 37-15DeKalb

Northern Iowa: Marshall leads series 3-0

Year Date . Result.. Score Site
 1991..... 12/7Won ... 41-13Huntington
 1995..... 12/2Won ... 41-14Huntington
 1996.... 12/14Won ... 31-14Huntington

Ohio: Ohio leads series 29-17-6

Year Date . Result.. Score Site
 1905.... 11/11Won 6-5Huntington
 1908.... 10/3Lost 0-59Athens, OH
 1911.... 10/21Tie 5-5Athens
 1915.... 11/20Lost 7-21Huntington
 1920.... 10/16Lost 0-55Athens
 1933.... 11/11Tie 0-0Huntington
 1934.... 10/27Lost 0-8Athens
 1935.... 10/19Lost ... 13-20Athens
 1936.... 10/10Tie ... 13-13Athens
 1937.... 10/30Tie ... 13-13Huntington
 1938.... 11/19Lost 7-14Athens
 1949.... 10/29Won 14-6Huntington
 1950.... 11/23Lost 6-14Athens
 1951.... 11/22Tie ... 13-13Huntington
 1952.... 11/22Tie ... 21-21Athens
 1953.... 11/21Won 9-6Huntington
 1954.... 11/20Lost ... 25-26Athens
 1955.... 9/24Lost 6-13Athens
 1956.... 11/17Lost 0-16Athens
 1957.... 10/26Won ... 34-28Huntington
 1958.... 10/25Lost 0-22Athens
 1959.... 11/7Lost ... 14-21Huntington
 1960.... 11/5Lost 0-19Athens
 1961.... 11/4Lost 7-14Huntington
 1962.... 11/3Lost 0-35Athens
 1963.... 11/23Lost 0-17Huntington

1964.... 11/21Won 10-0Athens
 1965.... 11/20Won ... 29-14Huntington
 1966.... 11/19Lost 6-28Athens
 1967.... 9/23Lost ... 14-48Huntington
 1968.... 9/21Lost ... 8-48Athens
 1969.... 11/22Lost ... 35-38Huntington
 1970.... 11/21(Did not play due to plane crash)
 1971.... 11/20Lost 0-30Huntington
 1972.... 11/18Won ... 31-14Athens
 1973.... 11/18Lost ... 21-35Huntington
 1974.... 11/23Lost ... 0-35Athens
 1975.... 11/22Lost ... 21-38Huntington
 1977.... 9/10Lost ... 27-49Huntington
 1979.... 9/22Lost 0-35Athens
 1980.... 11/8Lost ... 20-28Athens
 1985.... 9/14Won 31-7Huntington
 1986.... 9/13Won 21-7Athens
 1987.... 9/12Lost ... 15-23Athens
 1988.... 9/10Won ... 31-14Huntington
 1997.... 11/15Won 27-0Huntington
 1998.... 10/10Won ... 30-23Athens
 1999.... 11/26Won 34-3Huntington
 2000.... 11/18Lost ... 28-38Athens
 2001.... 11/17Won ... 42-18Huntington
 2002.... 11/23Won ... 24-21Athens
 2003.... 11/28Won 28-0Huntington
 2004.... 10/9Won ... 16-13Athens

Ohio State: Ohio State leads series 1-0

Year Date . Result.. Score Site
 2004.... 9/11Lost ... 21-24Columbus, OH

Penn State: PSU leads series 2-0

Year Date . Result.. Score Site
 1929.... 10/12Lost 7-26State College, PA
 1930.... 10/11Lost 0-65State College

South Carolina: Marshall leads series 1-0

Year Date . Result.. Score Site
 1998.... 9/19Won ... 24-21Columbia, SC

Southeast Missouri: Marshall leads series 1-0

YearDate . Result.. Score Site
 2000..... 8/31Won 63-7Huntington

Southern Illinois: SIU leads series 2-0

Year Date . Result.. Score Site
 1976.... 11/20Lost ... 16-44Huntington
 1978.... 11/11Lost ... 14-15Carbondale, IL

SMU: Marshall leads series 1-0

Year Date . Result.. Score Site
 2005..... 10/1 .. W (OT) ... 16-13Huntington

Southern Miss: USM leads series 1-0

Year Date . Result.. Score Site
 2005..... 11/8L (OT) ... 24-27Huntington

Temple: Series is tied 1-1

Year Date . Result.. Score Site
 1974.... 10/5Lost ... 10-31Philadelphia, PA
 1999.... 9/25Won 34-0Huntington

Tennessee : UT leads series 1-0

Year Date . Result.. Score Site
 2003..... 9/6Lost ... 24-34Knoxville, TN

Tennessee-Chattanooga: UTC leads series 13-7

Year Date . Result.. Score Site
 1977.... 11/19Lost ... 20-37Chattanooga, TN
 1978.... 9/23Lost ... 23-27Huntington
 1979.... 9/29Lost 0-27Chattanooga
 1980.... 10/18Lost ... 11-21Huntington
 1981.... 10/10Lost 0-20Chattanooga
 1982.... 10/2Lost 7-17Huntington
 1983.... 10/22Lost ... 16-23Chattanooga
 1984.... 10/27Lost ... 13-17Huntington
 1985.... 11/2Lost 7-38Chattanooga
 1986.... 11/1Won ... 41-20Huntington
 1987.... 10/31Won ... 28-26Chattanooga
 1988.... 10/22Won 38-7Huntington
 1989.... 9/23Lost 0-14Chattanooga
 1990.... 10/20Lost ... 23-29Huntington
 1991.... 10/26Lost ... 31-38Chattanooga
 1992.... 10/24Won ... 52-23Huntington
 1993.... 10/2Lost ... 31-33Chattanooga
 1994.... 10/1Won ... 62-21Huntington
 1995.... 9/30Won ... 35-32Chattanooga
 1996.... 10/5Won 45-0Huntington

Tennessee Tech: Marshall leads series 6-1

Year Date . Result.. Score Site
 1949.... 11/5Won 20-7Cookeville, TN
 1950.... 11/4Won 13-0Huntington
 1951.... 11/3Won ... 20-13Cookeville
 1952.... 11/1Lost 7-28Huntington
 1992.... 11/14Won ... 52-14Huntington
 1994.... 9/10Won ... 24-10Huntington
 1995.... 9/9Won ... 45-14Huntington

UTEP: UTEP leads series 1-0

Year Date . Result.. Score Site
 2005.... 10/22Lost 3-31El Paso, TX

Toledo: Toledo leads 22-18-1

Year Date . Result.. Score Site
 1938.... 10/22Lost 7-13Toledo, OH
 1939.... 11/11Won ... 14-12Huntington
 1940.... 10/12Lost 6-7Toledo
 1941.... 10/11Won 13-7Huntington
 1942.... 10/24Lost 0-7Toledo
 1946.... 10/12Tie ... 14-14Huntington
 1951.... 10/20Lost ... 14-32Toledo
 1954.... 11/12Lost ... 21-27Huntington
 1955.... 11/12Lost ... 20-27Toledo
 1956.... 11/9Won ... 32-13Huntington
 1957.... 10/12Won 14-7Toledo
 1958.... 10/11Won ... 35-12Huntington
 1959.... 10/10Won ... 20-13Toledo
 1960.... 10/1Won ... 14-0Huntington
 1961.... 10/7Lost 6-33Toledo
 1962.... 10/6Lost ... 12-42Huntington
 1963.... 10/5Won ... 19-18Huntington
 1964.... 10/3Won 13-0Toledo
 1965.... 10/2Won 14-0Huntington
 1966.... 10/1Lost 7-23Toledo
 1967.... 9/30Lost 7-14Huntington
 1968.... 9/28Lost ... 12-25Toledo
 1969.... 9/27Lost ... 13-38Huntington
 1970.... 9/26Lost 3-52Toledo
 1971.... 11/13Lost 0-43Huntington
 1972.... 11/11Lost 0-21Toledo
 1973.... 11/10Won ... 17-14Huntington

ALL-TIME SERIES VS. OPPONENTS

1974..... 11/9.....Lost... 14-45 Toledo
 1976.... 11/13.....Lost8-39 Toledo
 1977..... 9/24..... Won 24-0 Huntington
 1978..... 9/9..... Won 17-0 Toledo
 1979..... 9/8..... Won... 31-14Huntington
 1980.... 11/15.....Lost0-38 Huntington
 1982..... 9/18.....Lost9-17 Toledo
 1997..... 12/5..... Won... 34-14Huntington
 1998..... 12/4..... Won... 23-17Huntington
 1999.... 10/14..... Won... 38-13Huntington
 2000....10/14.....Lost0-42 Toledo
 2001....11/30.....Lost... 36-41 Toledo
 2002..... 12/7..... Won... 49-45Huntington
 2003..... 9/12.....Lost... 17-24Huntington

Troy: Marshall leads series 3-2

Year Date . Result.. Score Site
 1993.... 12/11 Won... 24-21 Huntington
 1998..... 9/12..... Won... 42-12Huntington
 2002....10/19..... Won24-7Huntington
 2003..... 9/27..... Lost... 24-33Troy, AL
 2004.....9/4.....Lost... 15-17Huntington

Tulane: Marshall leads series 1-0

Year Date . Result.. Score Site
 2005....10/29..... Won... 27-26 Mobile, AL

Valparaiso: Marshall leads series 1-0

Year Date . Result.. Score Site
 1936.... 10/2..... Won81-0 Huntington

Vanderbilt: Vandy leads series 2-0

Year Date . Result.. Score Site
 1948.... 11/13.....Lost0-56Nashville, TN
 1949.... 11/19.....Lost6-27 Nashville

Villanova: Villanova leads series 3-0

Year Date . Result.. Score Site
 1975.... 10/18.....Lost... 14-21 Philadelphia, PA
 1976..... 11/6.....Lost... 10-23Huntington
 1979.... 10/27.....Lost... 14-24Huntington

Va. Military Institute: Marshall leads series 14-5

Year Date . Result.. Score Site
 1959..... 9/19.....Lost0-46 Huntington
 1961..... 9/16.....Lost6-33Huntington
 1979.... 11/10.....Lost3-13Huntington
 1980..... 9/20.....Lost3-17 Lexington, VA
 1981.... 10/24.....Lost... 16-20Huntington
 1982..... 11/6..... Won... 22-20 Lexington
 1983.... 11/19..... Won56-7 Huntington
 1985.... 10/19..... Won... 21-16Huntington
 1986..... 10/4..... Won 16-9 Lexington
 1987.... 10/24..... Won42-7 Huntington
 1988..... 9/24..... Won... 24-20 Lexington
 1989.... 10/28..... Won... 40-10Huntington
 1990.... 10/27..... Won52-7 Lexington
 1991.... 11/16..... Won61-0Huntington
 1992..... 9/19..... Won... 34-16 Lexington
 1993.... 10/9..... Won51-0Huntington
 1994..... 10/8..... Won49-7 Lexington
 1995..... 10/7..... Won... 56-21Huntington
 1996.... 10/12..... Won... 45-20 Lexington

Virginia Tech: VT leads series 7-2

Year Date . Result.. Score Site
 1913..... 11/8.....Lost0-47 Blacksburg, VA

1914..... 11/7.....Lost6-53 Blacksburg
 1939..... 9/30..... Won 20-0Huntington
 1940..... 9/28..... Won 13-7Huntington
 1951..... 9/15.....Lost... 12-18 Bluefield, WV
 1952..... 9/13.....Lost... 14-19 Bluefield, WV
 1953..... 9/19.....Lost... 0-7 Bluefield, WV
 2002..... 9/12.....Lost... 21-47 Blacksburg
 2005..... 10/8.....Lost... 14-41 Blacksburg

Wake Forest: Wake leads series 2-1

Year Date . Result.. Score Site
 1939..... 11/4.....Lost... 13-14Huntington
 1940.... 10/19.....Lost... 19-31 ..Winston-Salem, NC
 1941..... 11/1..... Won 16-6Huntington

Weber State: Marshall leads series 1-0

Year Date . Result.. Score Site
 1987..... 12/5..... Won... 51-23Huntington

West Virginia: WVU leads series 5-0

Year Date . Result.. Score Site
 1911.... 10/28.....Lost... 15-17 Morgantown, WV
 1914..... 10/3.....Lost0-20 Morgantown
 1915..... 11/6.....Lost6-92Huntington
 1923.... 10/20.....Lost... 0-81 Morgantown
 1997..... 8/30.....Lost... 31-42 Morgantown

Western Carolina: Series tied 9-9-2

Year Date . Result.. Score Site
 1977.... 11/12.....Lost... 26-41Huntington
 1978..... 9/30.....Lost... 14-21 Cullowhee, NC
 1979..... 9/15.....Lost0-24Huntington
 1980.... 10/25..... Tie... 13-13 Cullowhee
 1981.... 11/14.....Lost... 28-38Huntington
 1982.... 10/16.....Lost... 13-21 Cullowhee
 1983..... 10/1.....Lost7-21Huntington
 1984..... 11/3.....Lost0-30Huntington
 1985..... 10/5..... Tie... 10-10Huntington
 1986.... 11/15.....Lost... 20-33 Cullowhee
 1987.... 11/14..... Won... 47-16Huntington
 1988.... 11/12..... Won... 52-45 Cullowhee
 1989.... 11/11..... Won... 35-22Huntington
 1990.... 11/17..... Won... 42-14Cullowhee
 1991..... 11/2..... Won27-24 (3OT).....Huntington
 1992.... 10/31.....Lost... 30-38 Cullowhee
 1993.... 11/20..... Won... 20-16Huntington
 1994.... 10/15..... Won... 38-14Huntington
 1995.... 10/14..... Won42-3 Cullowhee
 1996.... 10/19..... Won... 56-21Huntington

Western Illinois: Marshall leads series 2-0

Year Date . Result.. Score Site
 1991.... 11/30..... Won17-14 (OT).....Huntington
 1997.... 9/20..... Won48-7Huntington

Western Kentucky: Marshall leads series 4-0

Year Date . Result.. Score Site
 1941.... 10/18..... Won34-7Huntington
 1950..... 10/7..... Won... 47-13Bowling Green, KY
 1951..... 10/6..... Won... 35-21Huntington
 1996..... 9/28..... Won37-3Huntington

Western Michigan: WMU leads series 22-12

Year Date . Result.. Score Site
 1954..... 10/2..... Won... 47-13Huntington
 1955..... 10/8..... Won28-0 Kalamazoo, MI
 1956..... 10/6..... Won 13-0Huntington

1957..... 10/5..... Won 12-7 Kalamazoo
 1958..... 10/4.....Lost... 24-30Huntington
 1959..... 10/3.....Lost0-51Huntington
 1960.... 11/12.....Lost... 12-34 Kalamazoo
 1961.... 10/28.....Lost0-20 Kalamazoo
 1962.... 10/27.....Lost0-12Huntington
 1963..... 11/2..... Won... 20-7 Kalamazoo
 1964.... 10/31..... Won 16-7Huntington
 1965.... 10/30.....Lost... 14-17 Kalamazoo
 1966.... 10/29.....Lost... 29-35Huntington
 1967.... 10/28.....Lost... 10-42 Kalamazoo
 1968.... 10/26.....Lost... 12-40Huntington
 1969.... 10/25.....Lost... 14-48 Kalamazoo
 1970.... 10/24.....Lost3-34Huntington
 1971.... 10/23.....Lost0-37 Kalamazoo
 1972.... 10/21.....Lost0-34Huntington
 1973.... 10/20.....Lost7-21 Kalamazoo
 1974.... 10/19.....Lost... 17-20Huntington
 1975.... 10/25..... Won... 21-19Huntington
 1976.... 10/23.....Lost... 21-31 Kalamazoo
 1977.... 10/22..... Lost... 29-53 Kalamazoo
 1978..... 11/4.....Lost6-24Huntington
 1981..... 9/19.....Lost3-14 Kalamazoo
 1982..... 9/11.....Lost0-34Huntington
 1984..... 9/29.....Lost7-42 Kalamazoo
 1999.... 11/13..... Won... 31-17 Kalamazoo
 1999.... 12/3..... Won... 34-30Huntington
 2000..... 10/5.....Lost... 10-30Huntington
 2000..... 12/2..... Won... 19-14Huntington
 2003.... 10/25..... Won... 41-21 Kalamazoo
 2004.... 11/20..... Won... 31-21Huntington

William & Mary: W&M leads series 2-1-1

Year Date . Result.. Score Site
 1928..... 9/30..... Tie 0-0 Williamsburg, VA
 1981.... 10/17.....Lost... 7-38 Williamsburg
 1983.... 11/5.....Lost... 24-48Huntington
 2005..... 9/1..... Won... 36-24Huntington

Wofford: Series tied 1-1-1

Year Date . Result.. Score Site
 1952.... 11/15.....Lost... 21-41Spartanburg, SC
 1953.... 11/14..... Tie... 26-26Huntington
 1998.... 11/21..... Won... 29-27Huntington

Youngstown State: Marshall leads series 5-4-1

Year Date . Result.. Score Site
 1950.... 10/21.....Lost... 13-28Huntington
 1952.... 10/18..... Tie... 6-6Youngstown, OH
 1955..... 11/5..... Won... 20-12Huntington
 1956..... 11/3.....Lost... 13-33 Youngstown
 1987..... 9/26..... Won... 38-13Huntington
 1988.... 11/19..... Won... 38-15 Youngstown
 1991.... 12/21.....Lost... 17-25Statesboro, GA
 1992.... 12/19..... Won... 31-28Huntington
 1993.... 12/18.....Lost5-17Huntington
 2001.... 11/24..... Won... 38-24Huntington

ALL-TIME SERIES VS. OPPONENTS

All-Time Series Records

Opponent	1st	Last	W	L	T	Pct
Akron	1974	2004	9	3	0	.750
UAB	2005	2005	1	0	0	1.000
Alderson-Broadus	1919	1927	5	0	0	1.000
Appalachian State	1977	2002	8	14	0	.364
Army	1920	1997	1	1	0	.500
Ball State	1997	2002	3	0	0	1.000
Bethany	1904	1934	5	1	0	.833
Boise State	1994	1994	0	1	0	.000
Bowling Green	1954	2004	7	20	0	.259
Bradley	1942	1948	2	1	0	.667
Brigham Young	1999	1999	1	0	0	1.000
Brown	1991	1991	1	0	0	1.000
Buffalo	1959	2004	8	1	0	.888
Butler	1962	1962	1	0	0	1.000
Canisius	1927	1948	0	2	1	.000
Carson-Newman	1938	1938	1	0	0	1.000
Catawba	1947	1989	1	1	0	.500
UCF	2002	2005	3	1	0	.750
Central Kentucky	1915	1915	0	1	0	.000
Central Michigan	1975	2002	4	2	0	.667
Centre	1928	1937	1	1	0	.500
The Citadel	1978	1996	9	6	0	.600
Cincinnati	1906	2004	3	6	1	.350
Clemson	1999	1999	1	0	0	1.000
Concord	1923	1935	3	3	0	.500
Cumberland	1936	1936	1	0	0	1.000
Davidson	1986	1986	1	0	0	1.000
Davis & Elkins	1910	1924	3	3	0	.500
Dayton	1932	1976	6	16	0	.273
Delaware	1959	1996	3	1	1	.700
Denison	1915	1917	0	2	0	.000
Detroit Tech	1940	1940	1	0	0	1.000
East Carolina	1967	2005	2	5	0	.286
East Tennessee State	1980	1996	13	4	0	.765
Eastern Illinois	1992	1992	1	0	0	1.000
Eastern Kentucky	1926	1992	10	8	1	.553
Eastern Michigan	1983	1998	3	1	0	.750
Emory & Henry	1929	1936	4	3	1	.563
Evansville	1946	1951	2	2	0	.500
Fairmont	1926	1931	6	0	0	1.000
Findlay	1962	1962	1	0	0	1.000
Florida	2001	2001	0	1	0	.000
Furman	1938	1996	8	15	0	.348
Geneva	1932	1939	1	1	0	.500
Georgetown	1904	1937	10	1	0	.909
Georgia Southern	1989	1996	4	2	0	.667
Glenville	1909	1929	4	0	1	.900
Grove City	1926	1929	0	2	0	.000
Hampden-Sydney	1926	1926	0	0	1	.500
Hofstra	1995	2003	2	0	0	1.000
Howard	1993	1996	2	0	0	1.000
Illinois State	1975	1984	3	1	0	.750
Illinois Wesleyan	1941	1941	1	0	0	1.000
Indiana State	1947	1981	1	1	0	.500
Jackson State	1995	1995	1	0	0	1.000
James Madison	1987	1994	2	0	0	1.000
John Carroll	1927	1953	1	4	1	.250
Kansas State	2003	2005	1	1	0	.500
Kent State	1952	2004	17	18	0	.486
Kentucky	1905	1960	0	6	0	.000
Kentucky State	1963	1964	2	0	0	1.000
Kentucky Wesleyan	1910	1942	4	2	0	.667
Liberty	1999	1999	1	0	0	1.000
Louisiana Tech	1942	1942	0	1	0	.000
Louisville	1921	2002	11	16	0	.407
Marietta	1909	1931	3	9	2	.286
Massachusetts	2001	2001	1	0	0	1.000
McNeese State	1975	1995	1	2	0	.333
Memphis	2005	2005	0	1	0	.000
Miami (Ohio)	1905	2004	10	30	1	.256
Michigan State	2000	2000	0	1	0	.000
Middle Tenn. State	1992	1994	2	0	0	1.000

Milligan	1949	1949	1	0	0	1.000
Mississippi	1997	1997	0	1	0	.000
Mississippi State	1979	1979	0	1	0	.000
Missouri	1992	1992	0	1	0	.000
Montana	1995	1996	1	1	0	.500
Morehead State	1928	1994	33	10	3	.750
Morris Harvey	1906	1956	25	4	3	.828
Murray State	1946	1993	3	4	0	.429
Muskingum	1912	1924	4	4	0	.500
Louisiana-Monroe	1987	1987	0	1	0	.000
Nevada-Las Vegas	1973	1973	0	1	0	.000
New Hampshire	1991	1991	1	0	0	1.000
North Carolina	2000	2000	0	1	0	.000
North Carolina State	1991	1995	0	3	0	.000
North Texas	1988	1988	1	0	0	1.000
Northern Illinois	1969	2001	3	4	0	.429
Northern Iowa	1991	1996	3	0	0	1.000
Ohio	1905	2004	17	29	6	.385
Ohio Northern	1914	1916	2	0	0	1.000
Ohio Wesleyan	1927	1938	3	5	0	.375
Oklahoma City	1938	1938	1	0	0	1.000
Omaha	1941	1941	1	0	0	1.000
Otterbein	1915	1917	1	2	0	.333
Penn State	1929	1930	0	2	0	.000
Rio Grande	1916	1935	5	2	0	.714
St. Vincent	1947	1947	1	0	0	1.000
Salem	1921	1939	6	0	1	.929
Scranton	1939	1946	2	2	0	.500
South Carolina	1998	1998	1	0	0	1.000
SE Missouri State	2000	2000	1	0	0	1.000
Southern Illinois	1976	1978	0	2	0	.000
SMU	2005	2005	1	0	0	1.000
Southern Miss	2005	2005	0	1	0	.000
Steubenville	1947	1947	1	0	0	1.000
Temple	1974	1999	1	1	0	.500
Tennessee	2003	2003	0	1	0	.000
Tenn.-Chattanooga	1977	1996	7	13	0	.350
Tennessee Tech	1949	1995	6	1	0	.857
UTEP	2005	2005	0	1	0	.000
Toledo	1938	2003	18	22	1	.439
Transylvania	1912	1934	8	1	2	.818
Troy	1993	2004	3	2	0	.600
Tulane	2005	2005	1	0	0	1.000
Valpariso	1936	1936	1	0	0	1.000
Vanderbilt	1948	1949	0	2	0	.000
Villanova	1975	1979	0	3	0	.000
Virginia Military	1959	1996	14	5	0	.737
Virginia Tech	1913	2005	2	7	0	.222
Wake Forest	1939	1941	1	2	0	.333
Wash. & Jefferson	1931	1931	0	1	0	.000
Washington & Lee	1915	1915	0	1	0	.000
Weber State	1987	1987	1	0	0	1.000
West Virginia	1911	1997	0	5	0	.000
West Virginia State	1957	1996	4	0	0	1.000
West Virginia Tech	1921	1990	8	1	1	.850
West Va. Wesleyan	1907	1946	7	14	1	.341
Western Carolina	1977	1996	9	9	2	.500
Western Illinois	1991	1997	2	0	0	1.000
Western Kentucky	1941	1996	4	0	0	1.000
Western Maryland	1932	1937	1	0	1	.750
Western Michigan	1954	2004	12	22	0	.352
Western Reserve	1954	1954	0	1	0	.000
William & Mary	1928	2005	1	2	1	.375
Wilmington	1914	1925	2	1	0	.667
Wittenberg	1928	1960	2	3	0	.400
Wofford	1952	1998	1	1	1	.500
Xavier	1926	1973	6	14	0	.300
Youngstown State	1950	2001	5	4	1	.550
Total All-Games			503	469	47	.517

(total includes games vs. non-college teams)
Bold indicates 2006 opponent.

MEDIA OUTLETS

WIRE SERVICE

Associated Press

500 Virginia St. E., Suite 1150,
Charleston, WV 25301
Phone: (304) 346-0897/Fax: (304) 345-5282
John Raby, Sports Director
E-mail: jraby@ap.org

SPECIALTY PUBLICATIONS

Herd Insider

P.O. Box 1150,
Huntington, WV 25713
Phone: (304) 523-8401
Greg Perry, Editor
E-mail: hiletters@kindredcom.net
Woody Woodrum, Beat Writer
E-mail: wwoodrum@ezwv.com

NEWSPAPERS

Ashland Daily Independent

224 17th Street
Ashland, KY 41101
Phone: (606) 329-1643/Fax: (606) 324-8434
Rocky Stanley, Sports Director
E-mail: rstanley@dailyindependent.com

Beckley Register Herald

P.O. Drawer P, 801 North Kanawa St.
Beckley, WV 25801
Phone: (304) 255-4400/Fax: (304) 255-4427
Gary Fauber, Beat Writer
E-mail: gfauber@register-herald.com

Bluefield Daily Telegraph

P.O. Box 1599
Bluefield, WV 24701
Phone: (304) 327-2811/Fax: (304) 327-6179

Charleston Daily Mail

1001 Virginia Street East
Charleston, WV 25301
Phone: (304) 348-4807/Fax: (304) 348-1241
Jack Bogaczyk, Sports Editor
E-mail: jackb@dailymail.com
Chuck Landon, Beat Writer
E-mail: clandon@dailymail.com

Charleston Gazette

1001 Virginia Street East
Charleston, WV 25301
Phone: (304) 348-7948/Fax: (304) 348-1740
Mitch Vingle, Sports Editor
E-mail: sports@wvgazette.com
Doug Smock, Beat Writer
E-mail: dougsmock@wvgazette.com

Huntington Herald-Dispatch

946 Fifth Avenue
Huntington, WV 25701
Phone: (304) 526-2759/Fax: (304) 526-2857
Rick McCann, Sports Editor
E-mail: hedge@herald-dispatch.com
Anthony Hanshew, Beat Writer
E-mail: hanshew@herald-dispatch.com

Ironton Tribune

2903 South Fifth
Ironton, OH 45638
Phone: (614) 532-1441/Fax: (614) 532-1506
Jim Walker, Sports Editor

Logan Banner

P.O. Box 720
Logan, WV 25601
Phone: (304) 752-6950/Fax: (304) 752-1239
Michael Browning, Sports Editor
E-mail: mediagodmike@yahoo.com



▲ A crowd of 17,346 fans, along with various national media organizations including the NFL Network, turned out for the 2006 Green & White game as Marshall celebrated the 1996 National Championship team and the Warner Brothers Movie "We Are Marshall."

Parkersburg News

P.O. Box 1788
Parkersburg, WV 26101
Phone: (304) 485-1891/Fax: (304) 422-7134
Dave Poe, Sports Editor

Parkersburg Sentinel

P.O. Box 1788
Parkersburg, WV 26101
Phone: (304) 485-1891/Fax: (304) 422-7134

Point Pleasant Register

200 Main Street
Pt. Pleasant, WV 25550
Phone: (304) 675-1333/Fax: (304) 675-5234

Wayne County News

310 Central Avenue
Wayne, WV 25570
Phone: (304) 522-3910 or 272-3433
Fax: (304) 272-6516
Randy Payton, Sports Editor
E-mail: sports@waynecountynews.com

Williamson Daily News

100 Block, East 3rd Avenue
Williamson, WV 25661
Phone: (304) 235-4242, ext. 17

TELEVISION

WSAZ-TV (NBC)

P.O. Box 2115
Huntington, WV 25721
Phone: (304) 523-5333/Fax: (304) 697-4325

Keith Morehouse, Sports Director

E-mail: kmoreh1886@aol.com

Jim Treacy, Sports

E-mail: jct0805@aol.com

WCHS-TV (ABC); WVAH-TV (FOX)

1301 Piedmont Road
Charleston, WV 25301
Phone: (304) 345-4115/Fax: (304) 345-1849

Mark Martin, Sports Director

E-mail: mmartin@wchstv.com

Josh Lewis, Sports

E-mail: jlewis@wchstv.com

WOWK-TV (CBS)

555 Fifth Avenue
Huntington, WV 25701
Phone: (304) 522-4581/Fax: (304) 523-0545

Steve McGehee, Sports Director

E-mail: smcgehee@wowktv.com

Sean McDowell, Sports

E-mail: smcdowell@wowktv.com

RADIO

Thundering Herd Network

P.O. Box 1360
Huntington, WV 25715
Phone: (304) 696-2446/Fax: (304) 696-2325

Steve Cotton, Sports Director

E-mail: cotton5@marshall.edu

WDGG-FM/WRVC-AM/WRVC-FM/

WCMJ-AM
P.O. Box 1150
Huntington, WV 25713
Phone: (304) 523-8401/Fax: (304) 523-4848

Woody Woodrum, Sports Director

E-mail: wwoodrum@ezwv.com

WVHU-AM/WKEE-FM

P.O. Box 2288
Huntington, WV 25724
Phone: (304) 525-7788/Fax: (304) 525-3299

Bill Cornwell, Sports Director

E-mail: billcornwell@clearchannel.com

Paul Swann

E-mail: paulswann@clearchannel.com

WCHS-AM

P.O. Box 1153
Charleston, WV 25324
Phone: (304) 342-8131/Fax: (304) 344-4745

WZJO-FM/WBES-AM

P.O. Box 871
Charleston, WV 25323
Phone: (304) 744-9691/Fax: (304) 744-8562

John Dickensheets, Sports Director

E-mail: bristol-sales@newwave.net

CAMPUS SERVICES

WMUL-FM

400 Hal Greer Blvd.
Huntington, WV 25755
Phone: (304) 696-6640/Fax: (304) 696-3232

Alex Reed, Sports Director

E-mail: wmul@marshall.edu

The Parthenon

Marshall University
Huntington, WV 26701
Phone: (304) 696-6696/Fax: (304) 696-2519
E-mail: parthenon@marshall.edu

MARSHALL ISP SPORTS STAFF



▲ Joan C. Edwards Stadium's state-of-the-art Daktronics video board gives fans a close up of all the action.

America's leader in the collegiate sports marketing arena, ISP SPORTS is nationally recognized for its quality performance, professional workmanship and unrivaled service.

Founded in 1992 in Winston-Salem, N.C., ISP SPORTS has enjoyed tremendous growth within the intercollegiate athletics marketplace. The ISP family of leading NCAA members now touches nearly every state in the Southeast while extending into the Northeast, the Midwest, and most recently, the West Coast corridor as well.

While the ISP SPORTS corporate headquarters remains in its hometown, the company features an additional 25 regional offices and counts more than 150 employees on its energetic staff.

Sports fans from upstate New York to south Florida, from Texas to Ohio, and now to California and Washington state -- can tune in to the ISP SPORTS Network that includes more than 500 radio affiliates, while television viewers all across America watch ISP programming every week on one of its 100+ outlets.

As the country's largest and fastest growing multimedia rightsholder, ISP SPORTS serves as an active partner with 27 of America's leading universities -- Alabama, Auburn, Baylor, Boston College, Brigham Young, California, Cincinnati, Clemson, East Carolina, Georgia, Georgia Tech, Houston, Marshall, Miami (Fla.), Ohio, Pittsburgh, South Carolina, Southern Mississippi, Syracuse, Tulane, UAB, UCF, UCLA, Vanderbilt, Villanova, Virginia Tech, and Wake Forest.

Those relationships feature numerous prominent sponsorship opportunities including official university publications, radio and television programming, Internet sites, game event promotions and stadium/arena signage.

It is no wonder that when college athletic programs want the most creative sports promotions, the highest in quality media production, and the most favorable lifestyle marketing and audience exposure, they turn to ISP SPORTS -- AMERICA'S HOME FOR COLLEGE SPORTS!

The sports marketing industry has grown very rapidly in recent years. ISP SPORTS has kept up

with this growth and understands this evolving marketplace thoroughly. Our knowledge and experience in creating, marketing and managing revenue enhancement programs around sports properties is unique. And our commitment to fulfill our mission to our university partners and our clients is unparalleled.

Our experienced team provides the following services:

- Comprehensive Multimedia Sports Marketing
- College Sports Properties
- Property Revenue Enhancement
- Sales Development
- Inventory Creation & Development
- Radio Broadcast production and Syndication
- Television Broadcast production and Syndication
- At-Event Impact promotional and Signage Opportunities
- Corporate and Client Entertainment Packages
- Sports Publications Production
- Athletics Website Management
- Direct Marketing
- Event Management
- Planning, Implementation and Evaluation
- Site Coordination
- Media Planning and Buying
- Broadcast Production
- Sponsor and Team Services
- Event Impact measurement
- Sports marketing Consultation and Promotional Support Services
- Image Building
- Increasing Sales Volume
- Sales Incentives
- Customer Hospitality
- Consumer Impact
- Event Tie-Ins
- In-Store Leveraging
- Contests and Sweepstakes
- Couponing, Sampling and Premiums
- Co-Promotions
- Licensing
- Public Relations



Jim Woodrum

Vice President

Woodrum is now entering his ninth season with the ISP Sports family. He came to ISP after a 12-year stint in the Marshall Athletic Department where he last served as an Associate AD for External Affairs. During his time at MU he worked in sports information, ticketing, fund-raising, game operations and compliance. Woodrum, a Winfield, W.Va. native, graduated from Marshall with a B.A. in 1983 and an M.S. in 1986.



Joey Thacker

Senior Account Executive

Thacker joined ISP in November 2005 as an Account Executive. He previously worked for two years as the Territory Sales Manager for Century Resources in Columbus, Ohio. Prior to that he worked as the CFO/Director of Personnel and Safety at Earl Products. A graduate of Liberty University, Joey played on the Flames Basketball team.



Jamel Patterson

Account Executive

Patterson joined ISP in November 2005 as an Account Executive. He previously worked for two years as a fulfillment coordinator at Action Sports Media, focusing on the University of Tennessee and University of South Carolina properties. A 2003 graduate of Ohio University, Jamel played tailback for the Bobcats for four years.



Brett Mount

Account Executive

Mount joined ISP in May 2006 as an Account Executive following a six month internship with the organization. Brett is a 2006 Marshall graduate.

2006 OUTLOOK

What a difference a year makes.

A year ago, **Mark Snyder** was thrust into his first head coaching position with only one spring practice session remaining on his team's slate. The Thundering Herd's first-year coach mostly watched from the sidelines as his team wrapped up its spring drills at last season's Green-White game. He had little time to get to know his team and coaching staff with Marshall's first season in Conference USA just a few months away.

In addition to this, Snyder inherited a team that had lost 25 seniors from the previous year and returned only six starters – the second smallest group of returning starters in the nation. From top to bottom, the 2005 Thundering Herd was one of the youngest on record. Marshall went on to post a 4-7 season that included three losses by five points or less.

Snyder enters the 2006 season with a much more favorable environment. He will now have a full off-season of preparation with his coaching staff and team to prepare as Marshall returns a whopping 47 letterwinners and 18 starters off of last season's squad. In fact, the Thundering Herd offense welcomes back 10 starters while the defense returns eight. Marshall returns two quarterbacks with starting experience, its top three leading rushers, its top three receivers, and its top three tacklers from last season.

This experience, plus a full year of preparations with Snyder at the helm, should bode well for the Herd in 2006. The following is a position by position preview:

► RUNNING BACK

Marshall returns all three of its top rushers from last season, including one of the nation's top running backs in junior **Ahmad Bradshaw (5-11, 192)**. Last year, Bradshaw rushed for 997 yards and nine touchdowns en route to being named second-team All-Conference USA. The native of Graham, Va., also led the team with 56 catches (381 yards and one touchdown) and amassed a team high 1,382 all-purpose yards. The versatile back ranks as the top returning rusher in Conference USA in yards per game (90.6) and is expected to vie for national honors this season.

Sophomore running back and return specialist **Chubb Small (5-9, 217)** is coming off of an outstanding freshman campaign and provides the Thundering Herd with another experienced weapon at running back. Small saw action in all 11 games last season and rushed for 197 yards on 58 carries. He finished second on the team with 839 all-purpose yards and was Marshall's primary kick and punt return man.

Small averaged 25.9 yards on 21 kick returns (544 yards) including a 92-yard touchdown as a true freshman. He was named to the C-USA All-Freshman team for his efforts.



▲ **Ahmad Bradshaw** rushed for 997 yards last season and is Conference USA's top returning rusher in 2006.

Juniors **Will Albin (6-3, 243)** and **Paco Jones (5-8, 181)** return. In addition, **Cody Tominack (5-11, 216)** is now in the offensive back field. Returnee Antoine Cabarrus and newcomers Darius Lewis and Kelvin Turner will add further depth.

► QUARTERBACK

The Thundering Herd enters 2006 with two quarterbacks who shared the majority of snaps a year ago, and a third that saw playing time. This position is one of the team's question marks heading into the season as each player battles for position on the depth chart.

Junior **Bernard Morris (6-4, 211)** appeared in nine games last season, starting the six games following the opener, before succumbing to an injury that caused him to miss the last two games of the year. Morris finished the season with 1,121 yards passing and six touchdowns with six interceptions. He is a dual-threat at quarterback that finished the year as the Herd's second-leading rusher with 256 yards and four touchdowns.

Morris came through in the clutch on several occasions for the Thundering Herd last season. He scored on a 15-yard run in overtime to lift Marshall to a 16-13 win over SMU, broke a 40-yard run in the closing minutes to give Marshall the eventual game winning score over UAB and rallied Marshall from a 26-14 deficit against Tulane for a 27-26 win in Mobile, Ala., at Ladd-Peebles Stadium.

Senior **Jimmy Skinner (6-3, 198)** led Marshall with 1,135 passing yards and six touchdowns through the air, completing 114-of-184 passes with eight interceptions. Skinner started the season opener with William & Mary and later

games against Tulane, ECU and Memphis. He came on in relief and led a spirited Marshall rally against Kansas State that fell short in the final seconds. Skinner also threw for a career-high 296 yards and two touchdowns at UCF. He finished the season having completed a team-high 62 percent of his passes.

Joining Morris and Skinner at quarterback is senior **Derek Devine (6-3, 223)**, who came to the program last season after transferring from Mount San Antonio College. Devine saw spot duty in two games last season, and, with a year under his belt to better learn the offense, he enters the spring ready to push for playing time.

Redshirt freshman quarterback **Wesley Beardain (6-1, 198)** should also factor into the mix following a good spring.

► THE OFFENSIVE LINE

The offensive line is expected to be one of the Thundering Herd's strengths heading into the 2006 campaign with four of five starters returning up front. Four-year starter Toby Bullock is the only lineman to depart. Rimington Trophy candidate and second-team All-Conference USA selection **Doug Legursky (6-3, 311)** returns for his junior season at center. Legursky started all 11 games up front for Marshall last season and he was named to the pre-season Rimington Trophy Watch List. The standout from Beckley, W.Va., has played in every single game of his career and was selected by the coaching staff as Marshall's lineman of the week a team-high six times last season.

Senior **Seth Cook (6-4, 332)**, who started all 11 games at right tackle last season, is

expected to make the transition to left tackle this spring. Cook, a standout from Gilbert, W.Va., was twice named the Herd's offensive lineman of the week last year and has started in 22 games along the offensive line in his collegiate career.

Junior starters **David Ziegler (6-5, 296)** and **John Inman (6-5, 302)** both return at guard as well. Ziegler started all 11 games last season at left guard, while Inman started seven games at right guard.

Entering the season, senior **Wesley Jones (6-5, 329)** has the edge in holding down the right tackle position. Senior **Chris Barnes (6-4, 265)** is also expected to push for playing time at tackle after seeing action last year as a reserve, while redshirt freshman **Zane Bruhin (6-6, 301)** will push for time at guard. Sophomore **Brian Leggett (6-1, 285)**, who saw considerable time last season, will also compete at center and guard.

The Thundering Herd has additional depth up front thanks to sophomores **Matt Altobello (6-1, 306)** and redshirt freshman **Daniel Baldrige (6-9, 315)**.

Joining the fold along the offensive line will be five newcomers - **Marcus Moresea (6-1, 241)** and true freshmen **Brandon Campbell (6-5, 305)**, **Josh Evans (6-4, 315)**, **Chad Schofield (6-4, 320)** and **Erik Vint (6-4, 275)**.

► WIDE RECEIVERS

Marshall returns its top three receivers from last season in senior **Hiram Moore (6-0, 195)**, **Marcus Fitzgerald (5-10, 202)** and **Shawn Lauzon (6-6, 204)**.

Moore, a Huntington native, led all Thundering Herd receivers with 53 catches for

a team-high 630 yards and four touchdowns last season, while Fitzgerald ranked second with 41 grabs for 448 yards and two scores. Lauzon pulled in 31 passes for 295 yards and three touchdowns.

The return of **Emanuel Spann (5-11, 179)**, who missed all of last season following knee surgery, will bolster the receiving corps. Spann started in eight games as a true freshman for Marshall in 2004 and posted 27 catches for 233 yards. He also recorded 13 kick returns for 188 yards and 17 punt returns for 191 yards.

Marshall also welcomes back **Matt Morris (6-3, 219)**, who saw significant playing time a year ago. In addition, **Uranus Johnson (6-0, 185)** returns. The receiver position will also benefit from the addition of several new faces. Freshmen **Courtney Edmonson (6-0, 175)**, **Bryant Milligan (6-1, 185)** and **Travius Thompson (6-2, 165)** will join junior college transfer **Darius Passmore (6-3, 180)**.

► TIGHT ENDS

The Thundering Herd must replace two-time CoSIDA Academic All-District selection Jeff Mullins, however several capable players are prepared to step up this season and vie for playing time at tight end. **Matt Parkhurst (6-3, 238)**, **Brian Shope (6-5, 248)**, **Joe Bragg (6-4, 263)**, **Mike Nolan (6-4, 230)** and newcomer **Cody Slate (6-4, 212)**, who enrolled and practiced this spring, will all compete for playing time. Shope, Parkhurst and Bragg each saw considerable playing time last season.

Incoming freshman **David Redick (6-4, 235)**, brother of former Duke basketball star J.J. Redick will add depth.

▼ **Linebacker Dennis Thornton led the Thundering Herd in tackles (104) and tackles for loss (10) during the 2005 campaign.**



► DEFENSIVE LINE

Marshall entered last season with an entirely re-built defensive line. Now the Herd returns its starting front four from a year ago and the defensive line heads into the spring as one of the more experienced units on the team.

Sophomore **Albert McClellan (6-2, 225)** earned Conference USA All-Freshman and honorable mention Freshman All-America honors from CollegeFootballNews.com last season as a true freshman at left defensive end. McClellan recorded 40 tackles (26 solo and seven for loss) and three sacks and he is looking to build upon that stellar freshman season this year.

Senior **Shavar Greer (6-0, 226)**, who started six games at defensive end a year ago, returns as well. Greer recorded 22 tackles and four sacks as a junior.

Joining McClellan and Greer are seniors **Jason Kaminski (6-3, 235)**, who saw action in all 11 games a year ago, and junior college newcomer **Ryland Wilson (6-3, 248)**.

Marshall will primarily rely on two seniors and a sophomore at the defensive tackle spots this spring. Seniors **Juan Underwood (6-3, 323)**, and **Chris Terrell (6-6, 326)** saw considerable action last season with Underwood getting the majority of starts.

Underwood recorded 37 tackles and 2.5 sacks last season, while Terrell finished the year with 15 tackles in eight games.

Veteran Byron Tinker also returns along the defensive front with defensive ends E.J. Rascoe, Bilal El-Amin, and lineman Blake Merritt. Newcomers Darrell Lake, Jeff Bush, and Chad Clay will bolster the group.

► LINEBACKERS

Marshall's linebacking corps features two returning starters in seniors **Dennis Thornton (5-11, 215)** and **Matt Couch (6-2, 235)**. The duo led the team and ranked among the Conference USA leaders in tackles last season, and will be joined by Ian Hoskins, who saw considerable time last season.

Thornton led Marshall with 104 tackles a year ago, 60 of which were solo stops. He also tallied four sacks and 10 tackles for loss in his junior campaign. One of Thornton's top performances came against UAB when he recorded an impressive 20 tackles during the Herd's 20-19 Homecoming victory.

Couch started every game last season at middle linebacker for the Herd and finished the year with 97 total tackles (74 of which were solo). Couch also returned a fumble 70 yards for a touchdown in the win over Division I-AA foe William & Mary.

Ian Hoskins (6-2, 245), a sophomore, earned four starts last season as a freshman and finished the year with 15 tackles, including a tackle for loss and a pass break up. His season high of four tackles came at Virginia Tech.

In addition to this trio, Marshall welcomes back **Brandon Souder (6-2, 236)**, **Maurice**

2006 OUTLOOK

Kitchens (6-3, 226), John Jacobs (6-3, 240), Travis Noel (6-2, 222), Daniel Wells (6-1, 236) and Mahala Wiggins (6-2, 224) at the linebacker position.

Sophomore transfer **Josh Johnson (6-2, 235)** is also expected to make an impact for the Herd at the linebacker position. Johnson, who was a top-10 recruit out of high school, spent last season at Georgia Military Academy.

► SECONDARY

The defensive secondary is the unit on the team that was hit hardest by graduation. The Thundering Herd lost two starting corners in standouts **Chris Hawkins** and **Willie Smith**, as well as free safety **Chris Royal**.

However, Marshall does return big-time strong safety **Curtis Keyes (6-0, 206)**, and experienced athletes in the form of safety **Jeremy Rodamer (6-0, 191)**, safety **C.J. Spillman (6-0, 193)**, and cornerback **James "J.J." Johnson (5-11, 180)**.

Keyes, known for his hard-hitting style of play, finished third on the team with 88 tackles last season. The standout also recorded four tackles for loss and forced two fumbles. He enters 2006 with 233 career tackles.

Rodamer saw action in 10 games last season and earned starts in four contests. He finished the year with 38 tackles. One of his top performances of the year came against Kansas State where he recovered a fumble and notched a 45-yard interception return.

Spillman and Johnson are both coming off outstanding freshman campaigns. Spillman, a safety, saw action in all 11 games as a true freshman and recorded 38 tackles, an interception that he returned 60 yards against ECU, and three pass break ups. Johnson, a cornerback, saw action in every game as well and finished sixth on the team with 42 tackles. Johnson also added a sack and forced three fumbles.

Ivan Clark (5-9, 201), who was named Conference USA Co-Special Teams Player of the Week after blocking two punts in the win over UAB, also returns and will push for playing time in the defensive backfield.

Terick Thomas (5-10, 155), Jeremy Frazie (5-10, 181), Chuck Roberts (5-11, 163) and Zearrick Mathews (5-9, 162) are in the mix at corner, while sophomore **Phillip Gamble (5-11, 217)** and redshirt freshman **John Saunders (6-0, 192)** will push for time at the safety positions.

Four incoming true freshmen will provide depth to an experienced secondary - **Ashton Hall (5-10, 183), Aaron Johnson (5-11, 190), Kevin Perry (5-10, 162)** and **DeNathian Robinson (5-10, 161)**.



▲ **Chubb Small's 92-yard kickoff return for a touchdown helped jump start the Herd's 27-26 comeback victory over Tulane in Mobile, Ala.**

► SPECIALISTS

Marshall returns the majority of its specialists, with the biggest loss being long snapper **Jeff Mullins**.

Senior kicker **Ian O'Connor (6-2, 205)** and sophomore punter **Marty Biagi (6-0, 170)** both return after handling the majority of kicking and punting duties a year ago.

O'Connor has handled kickoff duties for his entire collegiate career and was 7 of 14 on field goal attempts last season with a long of 44 yards and one blocked kick. O'Connor also punted for the Herd in 2004 before focusing on kickoffs and place kicking last season.

O'Connor will be challenged by newcomer **Anthony Binswanger (6-1, 193)** who comes to Marshall from Diablo Valley JC. Binswanger was rated as one of the top prep kickers on the West Coast out of high school and played one season at Cal before transferring to Diablo Valley. He enrolled and participated in spring practice.

Biagi had a strong first season as Marshall's punter a year ago and should only continue to improve. He averaged 38.4 yards per punt on 61 punts with a long of 56, hitting 15 of them inside the 20-yard line, en route to earning All-Conference USA Freshman honors.

Senior **Brett Riffey (6-2, 231)** handled long snapping duties in the spring and will be pushed by newcomer **Sean McClellan**.

► SCHEDULE

Head Coach **Mark Snyder** enters his second season as Marshall's head coach with a difficult schedule ahead. The Thundering Herd will open the 2006 season on September 2 in Morgantown against in-state rival West

Virginia University. The Mountaineers are coming off of an 11-1 season that included a Big East Championship and a win over Georgia in the Sugar Bowl. Following the Sept. 9 home date with Hofstra, the Thundering Herd then travels to Big 12 member Kansas State on Sept. 16 before closing out non-conference play at Southeastern Conference member Tennessee on Sept. 23.

"This will definitely be a challenge for our young team and we are going to have to rise to the occasion," Snyder said.

"Seven road games and five bowl teams from a year ago make for a tough road. With that said, I believe in our young men and I know we have a chance to be a good football team. I know we are going to go out and give it our best every time we take the field."

Marshall will host five games in 2006, including a nationally-televised Wednesday night contest on ESPN2 with defending C-USA East Division Champion **UCF** on Oct. 4. The Thundering Herd's home opener with **Hofstra** is set for Saturday, Sept. 9, and Marshall will host **Memphis** on Sat., Oct. 28; **Tulane** on Sat., Nov. 4; and **UTEP** on Sat., Nov. 18.

The Herd will travel to 2006 Sugar Bowl Champion **West Virginia** on Sept. 2, to Big 12 member **Kansas State** on Sept. 16, to SEC member **Tennessee** on Sept. 23; to **SMU** on Oct. 14; to **UAB** on Oct. 21; to **East Carolina** on Nov. 11; and close out the regular season at **Southern Miss** on Nov. 25.

Marshall is a combined 11-16 against its 2006 opponents. Five of the Herd's 12 opponents played in a postseason bowl game last season (UCF, Memphis, Southern Miss, UTEP, West Virginia).

Last season, the Herd played six first-time opponents, winning three of those contests. The Herd will play C-USA members Tulane, Memphis, UTEP, SMU, UAB and Southern Miss for only the second time.

This season, the Herd will play West Virginia for just the sixth time in history and the first since the Herd's first game in Division I-A in 1997. The Mountaineers hold the 5-0 edge in the series. The West Virginia Coal Association has garnered naming rights to the "Friends of Coal Bowl" and will provide the two schools with a traveling trophy.

With the series tied 1-1, Marshall travels to Manhattan, Kan., to face Kansas State - the site of the Herd's monumental 27-20 upset of the then-No. 6 Wildcats.

Marshall's home opener against Hofstra will mark the third meeting between the schools and the Pride's first visit since 2003. The Herd has won both prior meetings in the series.

The Herd will then make its second trip to Rocky Top in four years. Marshall lost its only meeting to the Volunteers in 2003.

Last season, the Herd lost to UCF for the first time (Marshall leads 3-1), while losing to East Carolina for the third time in four tries (ECU leads 5-2).

► QUICK HITS

Do-it-All Bradshaw: Marshall running back Ahmad Bradshaw is one of the most versatile running backs in college football. Last season, as a sophomore, he ranked second only to Memphis star DeAngelo Williams in rushing per game in Conference USA with 90.6 yards per game. He also ranked sixth in

the conference in receptions (56), third in all-purpose yards per game (125.6), and third in scoring (TDs) with 5.5 points per game.

Bradshaw Reaches New Personal High:

Ahmad Bradshaw's 187 yard rushing performance against East Carolina last year was the highest rushing total for a Marshall player in a game since Franklin Wallace rushed for 196 yards against Akron on October 27, 2001.

The Herd is One Year Older:

Marshall had one of the youngest squads in the nation last year with only six returning starters heading into 2005 (second only to Navy) and 13 seniors. In addition to this, Marshall started 16 players who were in the first year as starters and played eight true freshmen. That was the most ever first-time starters since Marshall moved to Division 1-A status in 1997. As a result, the 2006 Thundering Herd welcomes back 18 starters and 47 letterwinners (only losing 13).

Strong Up Front:

Marshall should benefit from the return of four starters along the offensive line, including Rimington Trophy candidate and Second Team All-Conference USA center **Doug Legursky**, senior **Seth Cook** and juniors **John Inman** and **David Ziegler**. The foursome started a combined 41 games last season with Cook, Legursky and Ziegler started all 11 for the Herd.

Top Tacklers Return:

Marshall's leading tackler Dennis Thornton recorded 104 stops last season and ranked 5th in Conference USA

in tackles per game with 9.5. Thornton, who is listed as a senior last year, was a partial qualifier and earned an additional year of eligibility by meeting his academic requirements. The linebacker also recorded a rare 20-tackle performance in the Herd's win over UAB. Marshall also returns seniors Matt Couch, who ranked ninth in the conference with 97 tackles, (9.0 pg) and senior Curtis Keyes, who ranked 10th with 88 stops (8.8 pg).

Home Field Advantage:

Marshall University Stadium was re-named in honor of longtime MU philanthropist Joan C. Edwards at halftime of the 2003 season finale with Ohio. It is the only Division I-A football stadium in the nation that is named after a woman. Since first opening for the 1991 season, the Thundering Herd has been impressive on its home field. The Herd has an all-time mark of 105-10 in the facility.

Marshall Goes Hollywood:

Marshall University football will be making its big screen debut this year with the major motion picture "We Are Marshall," that is scheduled to be released in October. The movie, which is based on the story of the Marshall University 1970 plane crash and the Huntington community's recovery from the tragedy that took the lives of 75 members of the Marshall football team, coaches, administrators, university staff, community members, and crew members, is a film made by Warner Bros. and Thunder Road Pictures.

McG directed the film which stars **Matthew McConaughey** as Coach Jack Lengyel and **Mathew Fox** (ABC's *Lost*) as coach Red Dawson. The film is based on actual events in the early 1970's as a determined coach and a small group of surviving players plant the seeds of future success as they struggle to deal with the loss of their friends, mentors and teammates.

Filming took place this spring on location in West Virginia and in Atlanta, Ga. Film makers utilized the Marshall campus and surrounding areas and several former Thundering Herd athletes earned parts in the film.

▼ **Huntington native Hiram Moore led the Thundering Herd in receiving yards (630) and touchdown receptions (4) in 2005.**



2006 CAMP ROSTER AS OF JULY 28, 2006

ALPHABETICAL ROSTER

No.	Name	Pos.
48	Albin, Will	RB
62	Altobello, Matt	OL
12	Anderson, Brian	QB
4	Arthur, John	FB
5	Baker, Matt	OL
79	Baldrige, Daniel	OL
38	Barber, William	WR
64	Barnes, Chris	OL
10	Beardain, Wesley	QB
31	Biagi, Marty	P
41	Binswanger, Anthony	PK
44	Bradshaw, Ahmad	RB
86	Bragg, Joe	TE
77	Bruhin, Zane	OL
70	Burkes, James	DL
58	Bush, Jeff	DE
40	Cabarrus, Antoine	RB
60	Campbell, Brandon	OL
9	Clark, Ivan	DB
76	Clay, Chad	DE
73	Cook, Seth	OL
88	Corbin, Ridge	WR
47	Couch, Matt	LB
17	Culicerto, Pete	DB
5	Devine, Derek	QB
80	Edmonson, Courtney	WR
92	El-Amin, Bilal	DE
61	Evans, Josh	OL
1	Fitzgerald, Marcus	WR
27	Frazie, Jeremy	DB
29	Gamble, Phillip	DB
67	Graziani, Peter	LB
91	Greer, Shavar	DE
57	Grishaber, Grant	OL
20	Hall, Ashton	DB
68	Hensley, Zach	OL
21	Hoskins, Ian	LB
63	Inman, John	OL
46	Jacobs, John	LB
53	Janac, Michael	DT
8	Johnson, James	DB
32	Johnson, Josh	LB
19	Johnson, Uranius	WR
43	Jones, Darryl	WR
26	Jones, Paco	RB
78	Jones, Wesley	OL
51	Kaminski, Jason	DE
25	Keyes, Curtis	DB
56	King, Howard	LB
45	Kitchens, Maurice	LB
50	Kouns, Patrick	LB
52	Lake, Darrell	DE

NUMERICAL ROSTER

No.	Name	Pos.	Ht.	Wt.	Cl./Exp.	Hometown/High School (College/JC)
1	Marcus Fitzgerald	WR	5-10	202	Jr.-2L	Minneapolis, Minn./Academy of Holy Angels
2	Jeremy Rodamer	DB	6-0	191	Jr.-2L	Morgantown, W.Va./Morgantown
3	E.J. Wynn	WR	5-11	156	So.-1L	Washington, D.C./St. John's
4	C.J. Spillman	DB	6-0	193	So.-1L	Louisville, Ky./Central
4	John Arthur	FB	5-10	220	Fr.-HS	Fort Walton Beach, Fla./Choctawhatchee
5	Derek Devine	QB	6-3	223	Sr.-1L	Wilsonville, Ore./Mt. San Antonio (CA)
6	Shawn Lauzon	WR	6-6	204	Jr.-2L	Virginia Beach, Va./Ocean Lakes
7	Hiram Moore	WR	6-0	195	Sr.-3L	Huntington, W.Va./Huntington
8	James Johnson	DB	5-11	180	So.-1L	Springdale, Md./St. John's
9	Ivan Clark	DB	5-9	201	Sr.-2L	Ford, Va./Amelia County
10	Wesley Beardain	QB	6-1	198	r-Fr.	Winona, Miss./Winona
11	Zearrick Mathews	DB	5-9	162	r-Fr.	Greenwood, S.C./Greenwood
12	Brian Anderson	QB	6-3	190	Fr.-HS	Louisville, Ky./Male
13	Brian Shope	TE	6-5	248	Jr.-2L	Portage, Pa./Portage Area
14	Bernard Morris	QB	6-4	211	Jr.-2L	Orlando, Fla./Jones
15	Terick Thomas	DB	5-10	155	Jr.-1L	Washington, D.C./H.D. Woodson
15	Nick Newell	QB	6-4	215	Fr./Fr.	Wayne, W.Va./Wayne
16	Jimmy Skinner	QB	6-3	198	Sr.-1L	Chillicothe, Ohio/Chillicothe
17	Pete Culicerto	DB	6-1	195	Fr.-HS	Charlotte, NC/Butler
18	Jon Moravec	DB	6-0	195	So.-1L	Frederick, Md./Linganore
19	Uranus Johnson	WR	6-0	185	Sr.-SQ	Brandywine, Md./Gwynn Park
19	John Saunders	DB	6-0	192	r-Fr.	Huntington, W.Va./Cabell Midland
20	Ashton Hall	DB	5-10	183	Fr.-HS	Kingsland, Ga./Camden County
21	Ian Hoskins	LB	6-2	245	So.-1L	Campbellsville, KY/Campbellsville
22	Kevin Perry	DB	5-10	162	Fr.-HS	Madison, Ala./Bob Jones
23	Bryant Milligan	WR	6-1	185	Fr.-HS	Cleveland, Ohio/Glenville
24	Emanuel Spann	WR	5-11	179	So.-1L	Atlanta, Ga./Westlake
25	Curtis Keyes	DB	6-0	206	Sr.-3L	Mt. Olive, Miss./Mize
26	Paco Jones	RB	5-8	181	Jr.-1L	Bluefield, W.Va./Graham
27	Jeremy Frazie	DB	5-10	181	Sr.-1L	Minford, Ohio/Minford (Morehead State)
28	Chubb Small	WR	5-9	193	So.-1L	Auburndale, Fla./Auburndale (Hargrave)
29	Phillip Gamble	DB	5-11	217	Jr.-1L	Bainbridge, Ga./Bainbridge
30	Dennis Thornton	LB	5-11	215	Sr.-3L	Spotsylvania, Va./Spotsylvania (Hargrave)
31	Marty Biagi	K	6-0	170	So.-1L	Shelbyville, Ky./Shelbyville
32	Josh Johnson	LB	6-2	235	So.-TR	Milledgeville, Ga./Georgia Military
34	Kelvin Turner	RB	5-10	190	So.-HS	Danville, Ky./Danville
35	Austin Peters	LB	6-0	215	Fr.-HS	Beckley, W.Va./Woodrow Wilson
36	Travius Thompson	WR	6-2	165	Fr.-HS	Lauderdale Lakes, Fla./Boyd Anderson
37	Chuck Roberts	DB	5-11	163	r-Fr.	Guyton, Ga./Effingham County
38	William Barber	WR	6-4	205	So.-HS	Georgetown, Ky./Scott County
39	Sean McClellan	LS	5-11	240	So.-HS	Morristown, Tenn./Hamblin West
40	Antoine Cabarrus	RB	5-11	205	Sr.-SQ	Huntington, W.Va./Huntington
40	DeNathian Robinson	DB	5-10	161	Fr.-HS	Hampton, Va./Phoebus
41	Anthony Binswanger	K	6-2	193	Jr.-JC	Pleasant Hill, Calif./Diablo Valley CC
42	Darius Lewis	RB/LB	6-0	215	Fr.-HS	Ironton, Ohio/Ironton
43	Darryl Jones	WR	5-11	200	Jr.-HS	Brooklyn, NY/Samuel J. Tilden
43	Cody Tominack	RB	5-11	216	So.-SQ	Valley Grove, W.Va./Wheeling Park
43	Brandon Walker	LB	6-2	205	Fr.-HS	Ironton, Ohio/Ironton
44	Ahmad Bradshaw	RB	5-11	192	Jr.-2L	Bluefield, Va./Graham
45	Maurice Kitchens	LB	6-3	226	So.-1L	Roanoke, Va./William Fleming
46	John Jacobs	LB	6-3	240	r-Fr.	Harrisonburg, Va./Broadway
47	Matt Couch	LB	6-2	235	Sr.-3L	Okeana, Ohio/Ross Senior
48	Will Albin	RB	6-3	243	Jr.-2L	Princeton, W.Va./Princeton
49	Ian O'Connor	K	6-2	205	Sr.-3L	Knoxville, Tenn./Halls
51	Jason Kaminski	DE	6-3	235	Sr.-1L	Woodbridge, Va./C.D. Hylton
52	Darrell Lake	DE	6-1	233	So.-HS	Lakeland, Fla./Kathleen
53	Michael Janac	DT	6-4	250	Fr.-HS	Nashville, Tenn./Pearl Cohn
54	Daniel Wells	LB	6-1	236	r-Fr.	Bluefield, W.Va./Bluefield
55	Brandon Souder	LB	6-2	236	Sr.-1L	Carson, Calif./Banning (Los Angeles Southwest JC)
56	Howard King	LB	6-2	193	Fr.-HS	Daytona Beach, Fla./Seabreeze

2006 CAMP ROSTER

No.	Name	Pos.	Ht.	Wt.	Cl./Exp.	Hometown/High School (College/JC)	No.	Name	Pos.
57	Grant Grishaber	OL	6-4	305	Fr.-HS	Hurricane, W.Va./Hurricane	6	Lauzon, Shawn	WR
58	Jeff Bush	DE	6-3	248	Jr.-SQ	Fayetteville, N.C./Jack Britt	65	Leggett, Brian	OL
59	Matt Baker	OL	6-6	300	Fr.-HS	West Portsmouth, Ohio/Portsmouth West High School	66	Legursky, Doug	OL
60	Brandon Campbell	OL	6-5	305	Fr.-HS	Fort Washington, Md./Friendly Senior	42	Lewis, Darius	RB
61	Josh Evans	OL	6-4	315	Fr.-HS	Fayetteville, W.Va./Fayetteville	11	Matthews, Zearrick	WR
62	Matt Altobello	OL	6-1	306	So.-SQ	Keyser, W.Va./Keyser	96	McClellan, Albert	DE
63	John Inman	OL	6-5	302	Jr.-2L	Knoxville, Tenn./Webb School	39	McClellan, Sean	LS
64	Chris Barnes	OL	6-4	265	Jr.-SQ	Riverside, Calif./Martin Luther King (Riverside City)	90	Merritt, Blake	DL
65	Brian Leggett	OL	6-1	285	So.-1L	Meridian, Miss./Meridian	23	Milligan, Bryant	WR
66	Doug Legursky	OL	6-3	311	Jr.-2L	Beckley, W.Va./Woodrow Wilson	7	Moore, Hiram	WR
67	Peter Graziani	LB	6-3	235	r-Jr.	Revere, Mass./American International (Northeastern)	18	Moravec, Jon	DB
67	Erik Vint	OL	6-4	275	Fr.-HS	Ridgeway, Va./Magna Vista	76	Moresea, Marcus	OL
68	Zach Hensley	OL	6-7	260	Fr.-HS	Chapmanville, W.Va./Chapmanville	14	Morris, Bernard	QB
69	Mahala Wiggins	LB	6-2	224	So.-Sq	Long Island City, N.Y./Long Island City	89	Morris, Matt	WR
70	James Burkes	DL	6-1	285	r-Fr.	Charleston, W.Va./Capital	15	Newell, Nick	QB
71	Chad Schofield	OL	6-4	320	Fr.-HS	Strongsville, Ohio/Strongsville	84	Nolan, Mike	TE
73	Seth Cook	OL	6-4	332	Sr.-3L	Gilbert, W.Va./Gilbert	49	O'Connor, Ian	PK
74	David Ziegler	OL	6-5	296	Jr.-2L	Pomfret, Md./McDonough	83	Parkhurst, Matt	TE
76	Chad Clay	DE	6-2	220	Fr.-HS	South Charleston, W.Va./South Charleston	22	Perry, Kevin	DB
76	Marcus Moresea	OL	6-1	241	Jr.-Sq	Ravenswood, W.Va./Ravenswood	35	Peters, Austin	LB
77	Zane Bruhin	OL	6-6	301	r-Fr.	Powell, Tenn./Powell	98	Rascoe, E.J.	DE
78	Wesley Jones	OL	6-5	329	Sr.-1L	Brandon, Miss./Hinds CC	87	Redick, David	TE
79	Daniel Baldrige	OL	6-9	315	r-Fr.	Opelousas, La./Opelousas	97	Riffey, Brett	LS
80	Courtney Edmonson	WR	6-0	175	Fr.-HS	Titusville, Fla./Astronaut	75	Roberts, Bradley	
83	Matt Parkhurst	TE	6-3	238	So.-1L	Philadelphia, Pa./St. Josephs Prep	37	Roberts, Chuck	DB
84	Mike Nolan	TE	6-4	230	Sr.-SQ	Swiftwater, Pa./Pocono Mountain	40	Robinson, DeNathian	DB
85	Cody Slate	TE	6-4	212	Fr.-HS	Chatham, Va./Hargrave Military	2	Rodamer, Jeremy	DB
86	Joe Bragg	TE	6-4	263	So.-1L	Morgantown, W.Va./Morgantown	19	Saunders, John	DB
87	David Redick	TE	6-4	235	Fr.-HS	Roanoke, Va./Cave Spring	71	Schofield, Chad	OL
88	Ridge Corbin	WR	6-2	200	So.-HS	Stone Mountain, Ga./Stone Mountain	13	Shope, Brian	TE
89	Matt Morris	WR	6-3	219	Sr.-3L	Beckley, W.Va./Woodrow Wilson	16	Skinner, Jimmy	QB
90	Blake Merritt	DL	6-4	250	So.-1L	Wendell, N.C./East Wake (Hargrave)	85	Slate, Cody	TE
91	Shavar Greer	DE	6-0	226	Sr.-1L	Beckley, W.Va./Woodrow Wilson	28	Small, Chubb	RB
92	Bilal El-Amin	DE	6-3	249	Jr.-SQ	Lexington, Ky./Lafayette	55	Souder, Brandon	LB
93	Ryland Wilson	DE	6-3	248	Jr.-JC	Natchez, Miss. (Copiah-Lincoln CC)	24	Spann, Emmanuel	WR
94	Byron Tinker	DL	6-4	281	Jr.-SQ	Louisville, Ky./Dupont Manual	4	Spillman, C.J.	DB
95	Chris Terrell	DL	6-6	326	Sr.-1L	Coverington, Wash./Kent Lake (Butte CC)	95	Terrell, Chris	DL
96	Albert McClellan	DE	6-2	225	So.-1L	Lakeland, Fla./Kathleen	15	Thomas, Terick	DB
97	Brett Riffey	LS	6-2	231	Sr.-SQ	Vincent, Ohio/Warren Local	36	Thompson, Travius	WR
98	E.J. Rascoe	DE	6-0	252	So.-1L	Cary, N.C./Cardinal Gibbons	30	Thornton, Dennis	LB
99	Juan Underwood	DL	6-3	323	Sr.-1L	Xenia, Ohio/Xenia (Pima CC)	94	Tinker, Byron	DL
							43	Tominack, Cody	LB
							94	Traylor, Brett	
							34	Turner, Kelvin	RB
							99	Underwood, Juan	DL
							67	Vint, Erik	OL
							43	Walker, Brandon	LB
							54	Wells, Daniel	LB
							69	Wiggins, Mahala	LB
							93	Wilson, Ryland	DE
							3	Wynn, E.J.	WR
							74	Ziegler, David	OL

*Returning Letterwinners listed in **Bold**

Pronunciation Guide

Players

Wesley Beardain	Beer-dun
Marty Biagi	bee-AH-gee
Zane Bruhin	Bruin
Antoine Cabarrus	Kuh-BEAR-us
Pete Culicerto	kula-serto
Bilal El-Amin	Bi-LOWL
Jeremy Frazie	FRAY-zee
Grant Grishaber	GRISH-uh-bur
Michael Janac	YAWN-ick
Jason Kaminski	kuh-MIN-ski
Shawn Lauzon	luh-ZAHN
Doug Legursky	luh-GUR-ski
Travius Thompson	Tavarus

Coaches

Larry Kueck	like Heck
Thielen Smith	THI-lihn

2006 PRESEASON DEPTH CHART

OFFENSE

Pos.	No.	Name	Ht.	Wt.	Cl.-Exp.
WR	#6	Shawn Lauzon	6-6	204	Jr.-2L
	#89	Matt Morris	6-3	219	Sr.-3L
LT	#73	Seth Cook	6-4	332	Sr.-3L
	#64	Chris Barnes	6-4	265	Sr.-SQ
LG	#74	David Ziegler OR	6-5	296	Jr.-2L
	#77	Zane Bruhin	6-6	301	r-Fr.
C	#66	Doug Legursky	6-3	311	Jr.-2L
	#65	Brian Leggett	6-2	285	So.-1L
RG	#63	John Inman OR	6-5	302	Jr.-2L
	#65	Brian Leggett	6-2	285	So.-1L
RT	#78	Wesley Jones	6-5	329	Sr.-1L
	#79	Daniel Baldrige	6-9	315	r-Fr.
	#83	Matt Parkhurst	6-3	238	So.-1L
TE	#13	Brian Shope OR	6-5	248	Jr.-2L
	#85	Cody Slate	6-4	212	Fr.
	#83	Matt Parkhurst	6-3	238	So.-1L
WR	#24	Emanuel Spann	5-11	179	So.-1L
	#88	Malcolm Ames	5-10	160	Jr.-SQ
WR	#7	Hiram Moore	6-0	195	Sr.-3L
	#1	Marcus Fitzgerald	5-10	202	Jr.-2L
QB	#14	Bernard Morris	6-4	211	Jr.-2L
	#16	Jimmy Skinner	6-3	198	Sr.-1L
RB	#44	Ahmad Bradshaw	5-11	192	Jr.-2L
	#28	Chubb Small	5-9	193	So.-1L

****THIS PRESEASON DEPTH CHART IS SUBJECT TO CHANGE AND DOES NOT INCLUDE INCOMING PLAYERS.**

DEFENSE

Pos.	No.	Name	Ht.	Wt.	Cl.-Exp.
LE	#96	Albert McClellan	6-2	225	So.-1L
	#93	Ryland Wilson	6-3	248	Jr.-JC
LT	#95	Chris Terrell	6-6	326	Sr.-1L
	#94	Byron Tinker	6-4	281	Jr.-SQ
RT	#99	Juan Underwood	6-3	323	Sr.-1L
	#90	Blake Merritt	6-4	250	So.-1L
RE	#91	Shavar Greer OR	6-0	226	Sr.-1L
	#51	Jason Kaminski	6-3	235	Sr.-1L
WLB	#47	Matt Couch	6-2	235	Sr.-3L
	#30	Dennis Thornton	5-11	215	Sr.-3L
MLB	#55	Brandon Souder	6-2	236	Sr.-1L
	#47	Matt Couch	6-2	235	Sr.-3L
SLB	#21	Ian Hoskins	6-2	245	So.-1L
	#45	Maurice Kitchens	6-3	226	So.-1L
DB	#8	James Johnson	5-11	180	So.-1L
	#37	Chuck Roberts	5-11	163	r-Fr.
DB	#15	Terick Thomas OR	5-10	155	So.-1L
	#27	Jeremy Frazie	5-10	181	Sr.-1L
	#11	Zearrick Mathews	5-9	162	r-Fr.
SS	#25	Curtis Keyes	6-0	206	Sr.-3L
	#29	Phillip Gamble	5-11	217	So.-1L
	#9	Ivan Clark	5-9	201	Sr.-2L
FS	#2	Jeremy Rodamer OR	6-0	191	Jr.-2L
	#4	C.J. Spillman	6-0	193	So.-1L
	#19	John Saunders	6-0	192	So.-SQ

SPECIAL TEAMS

Pos.	No.	Name	Ht.	Wt.	Cl.-Exp.
K	#49	Ian O'Connor OR	6-2	205	Sr.-3L
		Anthony Binswanger	6-2	193	Jr.-JC
P	#31	Marty Biagi	6-0	170	So.-1L
LS	#97	Brett Riffey	6-2	231	Sr.-SQ



▲ Curtis Keyes signs autographs following the Green & White game. It is a Marshall tradition to invite fans down on to the field following the spring game and media day events to meet the players and get autographs.