



2018-19 MARSHALL WOMEN'S BASKETBALL

GAME NOTES

#HerdFamily

Scott Hall, Marshall Sports Information | Email: hall133@marshall.edu

O: 304-696-4662 | C: 540-539-2032 | Twitter: @HerdWBB | Website: www.HerdZone.com

GAME INFORMATION

Date/Time: Saturday, December 8, 2018 - 5 p.m. ET

Site: Huntington, W.Va. - Cam Henderson Center

Live Stats: www.herdzone.com

Live Video: HerdVision on CUSAtv

Play-by-play: Jake Griffith

Color Analyst: Abbi Pritchard

Radio Broadcast: 88.1 WMUL-FM

www.marshall.edu/wmul

Twitter Updates: @HerdWBB

Series: 6th meeting - Herd leads 3-2

Previous Meeting: Nov. 19, 2017 - Cleveland State won 85-76 in Cleveland.

SCHEDULE

DATE	OPPONENT	TIME
Nov. 7	INDIANA STATE	L, 62-53
13	at Bowling Green	L, 99-76
17	at Southern Illinois	L, 58-49
20	BLUEFIELD STATE	W, 82-29
25	at Appalachian State	L, 74-52
29	EVANSVILLE	W, 72-65 (OT)
Dec. 1	COPPIN STATE	W, 88-67
4	at Wisconsin	L, 67-49
8	CLEVELAND STATE	5:00 P.M.
15	TENNESSEE STATE	2:00 P.M.
18	at Clemson	12:00 p.m.
22	TOWSON	1:00 P.M.
29	DELAWARE STATE	1:00 P.M.
Jan. 3	OLD DOMINION *	6:00 P.M.
5	CHARLOTTE *	1:00 P.M.
12	at WKU *	3:00 p.m.
17	at Florida Atlantic *	7:00 p.m.
19	at FIU *	2:00 p.m.
24	LOUISIANA TECH *	6:00 P.M.
26	SOUTHERN MISS *	1:00 P.M.
31	at UTEP *	9:00 p.m.
Feb. 2	at UTSA *	3:00 p.m.
7	NORTH TEXAS *	6:00 P.M.
9	RICE *	1:00 P.M.
14	at UAB *	7:00 p.m.
16	at Middle Tennessee *	6:00 p.m.
23	WKU *	1:00 P.M.
Mar. 2	at Old Dominion *	4:00 p.m.
7	FIU *	6:00 P.M.
13-16	C-USA Championship \$	TBA

All times Eastern. Game times subject to change. Home games in CAPS played at Cam Henderson Center in Huntington, W.Va.

* - Conference game

\$ - Conference USA Championship (Frisco, Texas)

THE TEAMS

2018-19 Non-Conference



Marshall

Thundering Herd

(3-5)

2018-19

CATEGORY LEADERS

Scoring/Game

Shayna Gore, 17.8

Rebounds/Game

Khadaijia Brooks, 6.9

Assists/Game

Shayna Gore, 3.1

HEAD COACH

Tony Kemper (2nd season)

Overall: 12-25

at School: 12-25

TWITTER

@HerdWBB



Cleveland State

Vikings

(3-6)

2018-19

CATEGORY LEADERS

Scoring/Game

Mariah Miller, 16.4

Rebounds/Game

Savanna Crockett, 9.6

Assists/Game

Mariah White, 3.1

HEAD COACH

Chris Kielsmeier (1st season)

Overall: 419-122

(18 combined seasons of Division II & III coaching)

at School: 3-6

TWITTER

@ClevelandStWBB

PROJECTED STARTERS (BASED ON PREVIOUS GAME)

No.	Name	Pos.	Ht.	Cl.	PPG	RPG	APG	Hometown
11	Taylor Porter	G	5-8	RS-Sr.	8.5	4.8	1.1^	Louisa, Ky.
14	Shayna Gore	G	5-8	Sr.	17.8	4.1	3.1	Logan, W.Va.
20	Taylor Pearson	F	5-7	So.	5.1	5.9	1.8	Columbus, Ohio
22	Khadaijia Brooks	F	5-10	RS-Jr.	8.1	6.9	1.3*	Bristol, Conn.
23	Kristen Mayo	G	5-5	So.	11.0	3.3	2.9	Grayson, Ky.

*Blocks per game - ^Steals per game

READ IT, TWEET IT

@HerdWBB leads Conference USA in steals per game with 9.75 and lead in blocked shots per game with 5.25.

@HerdWBB's 16 made three's vs. Coppin State was its highest total over the last 7 years.

Kristen Mayo tied a program record hitting 100 percent from three vs. Coppin State, but set a record with the highest perfect score of 6-for-6.

@HerdWBB's OT win vs. Evansville was MU's first OT game in 131 games. 2nd longest active streak in the country behind Maryland's 187.

The OT win was the first extra-period game for @HerdWBB since 3/5/14, a home win over UTSA.

@HerdWBB junior Ashley Saintigene had 3 blocks at Wisconsin & passed Tammy Simms (1986-87) for 9th all-time with 73 career swats.

@HerdWBB senior Shayna Gore surpassed the 1,500 point plateau in the first half against Bluefield State.

@HerdWBB currently sports 3 of the best 3-point shooters in program history. Gore is 1st with 233 made, Porter is 13th with 79 & Fraley is 14th with 74.

UP NEXT

Marshall stays home for a contest against Tennessee State on Saturday, Dec. 15 at 2 p.m.

#THE HERD

@HerdWBB

#IAmBecauseWeAre

PRONUNCIATION GUIDE

Players

0	Kia Sivils	Siv-ills
1	Jovana Vucetic	Yo-Vana Voo-Chet-itch
10	Ashley (Saintigene)	Saint-gene
15	(Tana) Driver	Tan-uh
22	(Khadaijia) Brooks	Cuh-DAY-juh
34	Lorelei Roper	Lore-UH-lie

Coaches

Lazar Milinkovic	Mill-ink-o-vitch
------------------	------------------

BY ELIGIBILITY.....

Redshirt Seniors (1)

11	Taylor Porter	Guard
----	---------------	-------

Seniors (2)

2	Logan Fraley	Guard
14	Shayna Gore	G/F

Redshirt Juniors (2)

15	Tana Driver	Guard
22	Khadaijia Brooks	G/F

Juniors (3)

1	Jovana Vucetic	Forward
5	Princess Clemons	G/F
10	Ashley Saintigene	Forward

Sophomores (3)

20	Taylor Pearson	Forward
21	Brianna Toney	Forward
23	Kristen Mayo	Guard

Freshmen (3)

0	Kia Sivils	Guard
33	Aeriel Adkins	G/F
34	Lorelei Roper	F/C

HOME

West Virginia (2)

14	Shayna Gore
33	Aeriel Adkins

Kentucky (4)

0	Kia Sivils
2	Logan Fraley
11	Taylor Porter
23	Kristen Mayo

Ohio (2)

20	Taylor Pearson
21	Brianna Toney

Connecticut (1)

4	Khadaijia Brooks
---	------------------

Florida (1)

10	Ashley Saintigene
----	-------------------

North Carolina (1)

34	Lorelei Roper
----	---------------

Pennsylvania (1)

5	Princess Clemons
---	------------------

Texas (1)

15	Tana Driver
----	-------------

Serbia (1)

1	Jovana Vucetic
---	----------------

ROSTER

NO.	NAME	POS.	HT.	YR.	HOMETOWN (LAST SCHOOL)
0	Kia Sivils	5-7	G	FR	Louisville, Ky. (Sacred Heart HS)
1	Jovana Vucetic	6-1	F	JR	Loznica, Serbia (Sunrise Christian Academy, Kan.)
2	Logan Fraley	5-10	G	SR	Ashland, Ky. (Boyd County HS)
5	Princess Clemons	5-11	G/F	FR	Chester, Pa. (San Jacinto College)
10	Ashley Saintigene	6-2	F	JR	Lauderdale Lakes, Fla. (Northeast HS)
11	Taylor Porter	5-8	G	RS SR	Louisa, Ky. (Murray State)
14	Shayna Gore	5-8	G/F	SR	Logan, W.Va. (Logan HS)
15	Tana Driver	5-0	G	RS JR	Irving, Texas (MacArthur HS)
20	Taylor Pearson	5-7	F	SO	Columbus, Ohio (Northland HS)
21	Brianna Toney	5-11	F	SO	Bexley, Ohio (Bexley HS)
22	Khadaijia Brooks	5-10	G/F	RS JR	Bristol, Conn. (Bristol Eastern HS)
23	Kristen Mayo	5-5	G	SO	Grayson, Ky. (East Carter HS)
33	Aeriel Adkins	5-10	G/F	FR	Wayne, W.Va. (Wayne HS)
34	Lorelei Roper	6-1	F/C	FR	Charlotte, N.C. (Carmel Christian HS)

Head Coach: Tony Kemper (2nd Season/7th with team)

Assistant Coach: Adria Crawford (1st Season)

Assistant Coach: Lazar Milinkovic (3rd Season)

Assistant Coach: Stephanie Stoglin-Reed (3rd Season)

Director of Operations: Elizabeth Brown (1st Season)

STARTING FIVE SUMMARY

#11 - Taylor Porter

- Missed all of the 2017-18 season with a medical redshirt.
- Has played 61 games in her Herd career with 48 starts.
- 13th all-time with 79 made three-pointers.
- Scored 13 points, five assists and career-high two blocks vs. Coppin State (12/1).
- Season-high of 16 points and tied career-best with eight boards at Wisconsin (12/4).

#14 - Shayna Gore

- Fourth all-time in scoring (1,581). Fifth all-time in fields goals made (541). Fifth in field goals attempted (1,270). First in three-pointers made (233). First in three-pointers attempted (646). Fifth in three-point FG percentage (36.1%). 15th in steals (153) and eighth in free throws made (266).
- In 2018, for the first time in career, did not open the season with at least 20 points.
- Set career-high with 34 points at Bowling Green which also tied the Stroh Center record for most points in a game. Originally set by Presley Hudson of Central Michigan on Jan. 14, 2017.
- Has 32 career games with 20 or more points.
- String of 17-straight games with at least one steal snapped against Coppin State (12/1). Last game without a steal was Jan. 21, 2018 vs. WKU.

#20 - Taylor Pearson

- Recorded eight rebounds and led the Herd with five assists in her start against Indiana State (11/7).
- Grabbed her 100th career rebound against Indiana State (11/7).
- Averaged just under 20 minutes a game during freshman season. Played career-high 34 minutes against Indiana State (11/7).
- Recorded first career double-double with 12 rebounds and 10 points vs. Evansville (11/29).
- Recorded at least three boards in 11-straight games. Last game without at least three - 2/17/18 at WKU (0 rebounds)

#22 - Khadaijia Brooks

- Recorded fourth career double-double in season opener vs. Indiana State (11/7) with 16 points and 11 rebounds. 5th career dble-dble with 19 pts & 13 boards vs. Evansville (11/29).
- Missed all of 2017-18 season with a medical redshirt.
- Grabbed her 200th career board against Indiana State (11/7).
- Was averaging 6.5 rpg in 2016-17 before missing the final eight games with a knee injury.
- Grabbed 11 boards and recorded two blocks vs. Bluefield State (11/20).
- Recorded at least one block in 7-of-8 games this season.
- String of 39-straight games with at least one rebound. Last game without one board - 2/18/16 at Charlotte.

#23 - Kristen Mayo

- Has started 33 of 37 career appearances for Marshall.
- 293 career points & 108 career assists.
- 15 career games with 10 or more points.
- Scored career-high 18 points while hitting 6-of-6 from three in win over Coppin State (12/1).
- Has recorded at least one assist in 29-straight games.

MARSHALL'S LARGEST IN 2018-19

Lead	53, vs. Bluefield State (W, 82-29)
Deficit	27, at BGSU & App. State (both losses)
Margin of Victory	53, vs. Bluefield State (W, 82-29)
Margin of Defeat	23, at Bowling Green (L, 99-76)
Halftime Lead	28, 47-19 vs. Bluefield State (W, 82-29)
Halftime Deficit	22, 56-34 at Bowling Green (L, 99-76)
Deficit in Win	7, 27-20 2nd Q vs. Evansville (W, 72-65 OT)
Lead in Loss	7, vs. Indiana State & at Wisconsin
Halftime Deficit in Win	1, 29-28 vs. Evansville (W, 72-65 OT)
Halftime Lead in Loss	5, 30-25 vs. Indiana State (L, 62-53)

DOUBLE-DOUBLES IN 2018-19

Khadaijia Brooks	2 (Indiana St. & Evansville)
Taylor Pearson	1 (Evansville)

LED (TIED) THE TEAM IN...

	Pts.	Rebs.	Ass.	Blks.	Stls.
0 Sivils	-	-	1	-	4
1 Vucetic	-	-	-	-	-
2 Fraley	-	-	-	-	-
5 Clemons	-	1	-	1	1
10 Saintigene	-	-	-	3	-
11 Porter	1	2	-	1	1
14 Gore	4	-	3	2	3
15 Driver	-	-	1	-	-
20 Pearson	1	-	1	-	2
21 Toney	-	-	-	1	-
22 Brooks	3	4	-	4	1
23 Mayo	1	1	3	-	3
33 Adkins	-	-	-	-	-
34 Roper	-	1	-	1	-



NOTES

Last time out - at Wisconsin Dec. 4 - L, 67-49

The Herd fought hard but in the end it wasn't enough in its first-ever meeting with the Wisconsin Badgers. Marshall's defense played well stopping Wisconsin on the majority of its first shot of a possession. However, the Badgers size eventually wore down the Herd as the home team grabbed 31 of its 68 rebounds on the offensive glass to help lead to the win. Wisconsin scored 21 second chance points. Redshirt senior **Taylor Porter** scored a season-high 16 points and tied a career-best with eight boards in the loss. Senior **Shayna Gore** scored 16 points as well and added two steals. Junior **Ashley Saintigene** swatted three shots and grabbed six rebounds. The game was tied 13-13 at the end of the first, but then Wisconsin outscored Marshall 21-10 in the second quarter to move ahead for good.

Let it Fly From Outside

Marshall's 16 made three-pointers against Coppin State were the most for the women's program since head coach **Tony Kemper** came to Marshall as an assistant coach for the 2012-13 season. The previous high over that span was 15 versus Maine Fort Kent on Dec. 20, 2016. In the win over Coppin State, **Kristen Mayo** set a career-high going 6-for-6 and establishing a new mark for the highest perfect score from beyond the arc in program history. **Tamira Higgins** went 5-for-5 against Chattanooga on Jan. 17, 1994. **Shayna Gore** hit five three's and six different players hit one from outside. **Jovana Vucetic** hit the Herd's final three of the day with 1:23 remaining in the game.

Overtime-less Streak Comes to an End

Marshall's 72-65, overtime victory against Evansville ended a long running streak. It had been 131 games - or 1,730 days - since the Herd played an overtime period, and ended the second longest active streak in Division I women's basketball. The Maryland Terrapins are still running strong with 187 consecutive games without needing the extra minutes. Illinois now has the second longest active streak at 122 games, with the Fighting Illini's last overtime contest coming on Nov. 29, 2014. The last time Marshall played an overtime game came on March 5, 2014, on Senior Night against the UTSA Roadrunners in the Cam Henderson Center. The last time Marshall played an overtime game, the Herd's freshmen were in the eighth grade and only **Taylor Porter** was on a collegiate court during her freshman season at Murray State.

Thieves on the Floor

Marshall has ripped off 78 steals and lead Conference USA with 9.75 thefts per game. 52.7 percent (78-of-148) of the Herd's opponent's turnovers have come from a steal. **Kia Silvils** leads the team with 15 steals and nabbed five at Appalachian State. It marked back-to-back games that Marshall featured a player with five steals in a game as **Taylor Porter** had five against Bluefield State. **Shayna Gore** has 14 steals, has recorded at least one theft in 7-of-8 games this season and had a 17-straight game streak going back last season snapped versus Coppin State. Silvils (7th - 1.9) and Gore (9th - 1.8) both rank in the top 10 in C-USA in steals per game. The Herd features three players ranked in the top 20 in C-USA. Along with Silvils and Gore, **Kristen Mayo** 17th with 1.4 per game.

SWAT Party

Marshall leads Conference USA in blocked shots per game, averaging 5.25 rejections and 42 overall. UAB is second with 3.88 per game and UTSA is second in total with 33 in nine games (3.67). The Herd blocked seven shots in each of the past two games and has recorded at least two blocked shots in each game this season. Marshall's string of at least two blocked shots is ten-straight games going back to last season. The last time Marshall did not record at least two blocks was Feb. 22, 2018 at Rice. Since the return of **Ashley Saintigene** to the lineup, the Herd has recorded 24 blocks over the last four games.

GENERAL INFORMATION

Name	Marshall University
Founded	1837
Location	Huntington, W.Va.
Enrollment	13,324
Nickname	Thundering Herd
Colors	Kelly Green & White
Conference	Conference USA
Home	Cam Henderson Center/9,048
President	Dr. Jerry A. Gilbert (Duke)
Director of Athletics	Mike Hamrick (Marshall '80)

COACHING STAFF

Head Coach	Tony Kemper (Fort Hays '01)
Career record (seasons)	12-25 (2)
Record at Marshall (seasons)	12-25 (2)
Conference USA record	3-13
Assistant Coach	Adria Crawford
Assistant Coach	Lazar Milinkovic
Assistant Coach	Stephanie Stoglin-Reed
Director of Operations	Elizabeth Brown
Graduate Assistant	Kiana Evans

TEAM INFORMATION

2017-18 Record	9-20
2017-18 Conference USA Record/Finish	3-13/th
Starters Returning/Lost	3/2
Letterwinners Returning/Lost	10/3
Newcomers	4

PROGRAM HISTORY

First Year of Basketball	1969
Overall Record	664-691
Conference Championships	1 ('97/SoCon)
Regular Season Championships	5 ('85, '86, '87, '88, '89/SoCon)
NCAA Tournament Appearances	1 ('97, L, 69-49 vs. Colorado College)
Women's Basketball Invitational	1 ('15, W, 81-79 vs. NKU & L, 71-73 vs. Mercer)
Women's NIT Appearances	1 ('16, L, 76-68 at Ohio)

SPORTS INFORMATION

Asst. AD/Media Relations	Jason Corriher (NC State '00)
Office	(304) 696-4660
E-Mail	corriher@marshall.edu
Associate SID/SECONDARY WBB	Scott Hall (Marshall '08)
Office	(304) 696-4662
Cell	(540) 539-2032
E-Mail	hall133@marshall.edu
Sports Information Fax	(304) 696-2325
Press Row Phone	(304) 696-3303 or 7061
Mailing Address	Marshall University Sports Information P.O. Box 1360 Huntington, WV 25715
Overnight Address	Cam Henderson Center, Room 2036 1801 3rd Avenue Huntington, WV 25703
Official Athletics Website	www.Herdzone.com
Twitter	@HerdZone, @HerdWBB
Instagram	@HerdWBB
Facebook	Marshall Athletics, Marshall University Basketball

CONFERENCE USA

Phone	214-774-1300
Website	ConferenceUSA.com
Mailing Address	5201 N. O'Connor Blvd. Suite 300 Irving, TX 75039
Director, Media Relations	Tim McNamara
E-mail	tmcnamara@c-usa.org

NOTES CONTINUED

Welcome Back Part II - Ashley Saintigene - Nov. 25 at Appalachian State

Junior **Ashley Saintigene** was on the floor at Appalachian State for the first time since Dec. 21, 2017, after suffering a knee injury at Tennessee State. Saintigene played just 10 minutes against the Mountaineers, but she still recorded six points and a block. It was the 65th block of her career, putting her into a tie with **Lee Ann Parsley** (1986-90) for 11th all-time, and it was sixth-straight game with a block going back to last season. The junior shot-blocker was off to a great start last season with 22 blocks in 12 games. She is a welcome presence back out on the court.

Welcome Back - Khadaijia Brooks & Taylor Porter - Season-Opener

The season-opener against Indiana State saw the return of two players for Marshall who missed the 2017-18 season with medical redshirts. **Taylor Porter** and **Khadaijia Brooks** both made their comebacks to the floor on Nov. 7, in the Cam Henderson Center. Brooks led Marshall with 16 points, 11 boards and added two blocks while shooting 7-of-13 from the floor. Porter struggled offensively from the field going 2-of-9 and 1-of-5 from three-point range. However, Porter's energy, intensity and toughness on the floor will be a welcomed sight back for Marshall in her senior season.

500 Field Goals

Senior **Shayna Gore** finished the 2017-18 season just one bucket short of 500 made for her career. With 2:14 left in the first quarter of the season-opener against Indiana State, Gore hit a three to become the eighth player in program history with 500 made field goals. After hitting two more baskets in the game, Gore moved into seventh all-time passing **Sheila Johnson** (1987-91). Gore is now fifth with 541 after the Wisconsin contest and moved ahead of Marshall Athletics Hall of Famer Sikeetha Shepard-Hall (2002-06) and Karla May (1982-86) tied with 537. Tammy Wiggins (1983-87) with 545 and Tynikki Crook (2007-11) with 546 are up next in front of the senior.

Moving on up the ranks

Shayna Gore put up a career-best performance with 34 points against Bowling Green and moved into fourth place all-time in Marshall scoring history. Gore surpassed former Herd great Tynikki Crook (2007-11) in the third quarter and finished the game at 1,485 career points. Gore buried six three's, third time in her career with six or more, in helping to move ahead of Crook. Next up is recent Marshall Athletics Hall of Fame inductee Sikeetha Shepard-Hall (2002-06) for third all-time with 1,609.

2018-19 HERD IN THE RECORD BOOKS

CAREER

POINTS

1.	2746	Karen Pelphrey	1982-86
2.	2117	Kristina Behnfeldt	1995-99
3.	1609	Sikeetha Shepard-Hall	2002-06
4.	1581	Shayna Gore	2015-Present
5.	1476	Tynikki Crook	2007-11
6.	1371	Leah Scott	2013-16
7.	1360	Tammy Wiggins	1983-87
8.	1326	Sheila Johnson	1987-91
9.	1216	Karla May	1982-86
10.	1203	Kristi Huff	1988-92
11.	1191	Cindy McCauley	1994-98
12.	1154	Agnes Wheeler	1974-79
13.	1126	Mary Lopez	1975-79
14.	1118	Modupe Ishola	2003-07
15.	1105	Tracy Krueger	1988-93
16.	1094	Deanna Carter	1978-82
17.	1091	Talequia Hamilton	2015-18
18.	1082	Saundra Fullen	1978-80
19.	1053	Lea Ann Parsley	1986-90
20.	1036	Robin Vealey	1972-76
21.	1015	Tamira Higgins	1991-95
22.	1003	Norrisha Victrum	2012-16

3-POINT FIELD GOALS MADE

1.	233	Shayna Gore	2015-Present
2.	146	Sikeetha Shepard-Hall	2002-06
3.	136	Natal Rosko	1994-98
4.	135	McKenzie Akers	2013-17
5.	131	Cindy McCauley	1994-98
6.	121	Toni Patillo	1997-01
7.	117	AJ Johnson	2013-15
8.	115	Norrisha Victrum	2012-16
9.	108	Shay Weaver	2011-13
10.	106	Kristi Huff	1988-92
11.	97	Stephanie Wine	1992-96
12.	91	Amanda Eddinger	1990-94
13.	79	Taylor Porter	2015-Present
14.	74	Logan Fraley	2015-Present
15.	72	Tamira Higgins	1991-95
16.	71	Reshundra Smiley	2004-06
17.	68	Kizzy Hart	2007-08
18.	67	Jenelle Stephenson	1986-90
19.	66	Leah Scott	2013-16
20.	64	Suporia Dickens	2011-14
		Keri Simmons	1994-97

11.	33.8	Mary Pat Statler	2003-06 (48-142)
12.	33.6	Tracy Krueger	1989-93 (43-128)

STEALS

1.	277	Tywanda Abercrombie	1982-86
2.	273	Tracy Krueger	1989-93
3.	266	Karla May	1982-86
4.	245	Tammy Wiggins	1983-87
5.	219	Jenelle Stephenson	1986-90
6.	190	Kristi Sexton	1993-97
7.	185	Toni Patillo	1997-01
8.	178	Kim Lewis	1984-88
9.	177	Stephanie Wine	1992-96
10.	172	Casey Baker	2007-09
11.	165	Kristi Huff	1988-92
12.	163	Sheila Johnson	1987-91
13.	161	Tamira Higgins	1991-95
14.	154	Sikeetha Shepard-Hall	2002-06
15.	153	Shayna Gore	2015-Present
16.	133	Karen Pelphrey	1982-86

FIELD GOALS MADE

1.	1175	Karen Pelphrey	1982-86
2.	664	Kristina Behnfeldt	1995-99
3.	546	Tynikki Crook	2007-11
4.	545	Tammy Wiggins	1983-87
5.	541	Shayna Gore	2015-Present
6.	537	Sikeetha Shepard-Hall	2002-06
		Karla May	1982-86
8.	500	Sheila Johnson	1987-91
9.	483	Leah Scott	2013-16
10.	472	Saundra Fullen	1978-80
11.	470	Kristi Huff	1988-92
12.	448	Modupe Ishola	2003-07
13.	427	Chantelle Handy	2006-10
14.	420	Tracy Krueger	1989-93
15.	416	Talequia Hamilton	2015-18
16.	415	Deanna Carter	1978-82
17.	397	Cindy McCauley	1994-98
18.	395	Lea Ann Parsley	1986-90
19.	375	Tamira Higgins	1991-95
20.	368	Kim Lewis	1984-88

3-POINT FIELD GOALS ATTEMPTED

1.	646	Shayna Gore	2015-Present
2.	436	Sikeetha Shepard-Hall	2002-06
3.	423	Toni Patillo	1997-01
4.	418	McKenzie Akers	2013-17
5.	390	Norrisha Victrum	2012-16
6.	383	Natal Rosko	1994-98
7.	361	AJ Johnson	2013-15
8.	352	Cindy McCauley	1994-98
		Kristi Huff	1988-92
10.	336	Stephanie Wine	1992-96
11.	318	Shay Weaver	2011-13
12.	251	Taylor Porter	2015-Present
13.	247	Kristi Sexton	1993-97
14.	237	Jenelle Stephenson	1986-90
15.	226	Amanda Eddinger	1990-94
16.	225	Tamira Higgins	1991-95
17.	224	Reshundra Smiley	2004-06
18.	218	Rashedah Henriques	2008-12
19.	216	Kizzy Hart	2007-08
20.	206	Suporia Dickens	2011-14
21.	200	Logan Fraley	2015-Present

BLOCKED SHOTS

1.	188	Sharon Deal	1987-89
2.	153	Tynikki Crook	2007-11
3.	135	Talequia Hamilton	2015-18
4.	119	Modupe Ishola	2003-07
	119	Chelsey Romero	2013-16
6.	115	Chukwuka Ezeigbo	2011-15
7.	91	Chris McClurkin	1984-88
8.	87	Lisa Pruner	1980-84
9.	73	Ashley Saintigene	2016-Present
10.	71	Tammy Simms	1986-87
11.	66	Amy Reed	1999-03
12.	65	Lea Ann Parsley	1986-90
13.	63	Keri Simmons	1994-98
14.	61	Jodi Baker	1991-95
15.	60	Deanna Carter	1978-82
16.	55	KaShawna Curry	2003-07
		Lisa Mason	1995-97
18.	46	Tammy Wiggins	1983-87
19.	44	Catie Knable	2000-04
		Karen Pelphrey	1982-86

FIELD GOALS ATTEMPTED

1.	2328	Karen Pelphrey	1982-86
2.	1351	Karla May	1982-86
3.	1341	Kristina Behnfeldt	1995-98
4.	1303	Sikeetha Shepard-Hall	2002-06
5.	1270	Shayna Gore	2015-Present
6.	1172	Kristi Huff	1988-92
7.	1167	Sheila Johnson	1987-91
8.	1130	Tammy Wiggins	1983-87
9.	1124	Tynikki Crook	2007-11
10.	1122	Deanna Carter	1978-82
11.	1082	Leah Scott	2013-16
12.	972	Chantelle Handy	2006-10
13.	971	Saundra Fullen	1978-80
14.	965	Cindy McCauley	1994-97
15.	956	Karen Henry	1979-83
16.	909	Tracy Krueger	1989-93
17.	907	Tamira Higgins	1991-95
18.	906	Debbie Solomon	1979-82
19.	894	Toni Patillo	1997-01
20.	874	Lea Ann Parsley	1986-90

3-POINT FIELD GOAL PCT. (min. 40 3-pt. FGM)

1.	40.3	Amanda Eddinger	1990-94 (91-226)
2.	37.2	Cindy McCauley	1994-98 (131-352)
3.	37.0	Logan Fraley	2015-Present (74-200)
3.	36.3	Kristina Behnfeldt	1995-99 (61-168)
4.	36.2	Casey Baker	2007-09 (50-138)
5.	36.1	Shayna Gore	2015-Present (233-646)
6.	35.8	Catie Knable	2000-04 (54-151)
7.	35.5	Natal Rosko	1994-98 (136-383)
9.	34.6	Jill McElhinny	1988-93 (45-130)
10.	34.0	Shay Weaver	2011-13 (108-318)

FREE THROWS MADE

1.	728	Kristina Behnfeldt	1995-99
2.	396	Karen Pelphrey	1982-86
3.	389	Sikeetha Shepard-Hall	2002-06
4.	380	Tynikki Crook	2007-11
5.	339	Leah Scott	2013-16
6.	302	Sheila Johnson	1987-91
7.	270	Tammy Wiggins	1983-87
8.	266	Shayna Gore	2015-Present
9.	265	Deanna Carter	1978-82
10.	263	Lea Ann Parsley	1986-90
11.	254	Alyssa Hammond	2006-09
12.	239	Catie Knable	2000-04
13.	236	Norrisha Victrum	2012-16
14.	222	Modupe Ishola	2003-07
		Kristi Sexton	1993-97
		Tracy Krueger	1989-93
17.	216	Talequia Hamilton	2015-18
18.	213	Cindy McCauley	1994-98
19.	205	Jenny Leavitt	1985-89

THE OPPONENT - CLEVELAND STATE

Scouting the Vikings

Cleveland State has started off the season with a 3-6 record in head coach Chris Kielsmeier's first season. Kielsmeier spent eight seasons at Howard Payne (DIII) and then 10 years at Wayne State (DII) and amassed over 400 wins combined in turning both schools into perennial contenders. However, in 2018 Cleveland State has dropped its last six games including a 65-60 loss to Toledo in the Vikings last outing. Cleveland State shot 34.4 percent in the loss as the Rockets hit 43.5 percent from the floor. Savanna Crockett scored 18 points and grabbed eight rebounds. Mariah White scored 14 points, dished out four assists, but committed 11 turnovers. Freshman Isabelle Gradwell had a career game with 15 points and hit 4-of-8 from three-point range. Mariah Miller leads the Vikings in scoring with 16.4 points per game and Jade Ely is right behind with 15.9 per contest. Crockett is third in scoring (11.3), leads in rebounding with 9.6 boards a game and 13 blocks. Cleveland State is shooting 45.0 percent from the field this season and 31.1 percent from three. The Vikings hold a slim rebounding margin over its opponents this season of 1.2 (40.0 - 38.8).

Previous Meeting - 11/19/17

Official Basketball Box Score -- Game Totals -- Final Statistics Marshall vs Cleveland State 11/19/17 2:00 p.m. at Cleveland, OH (Wolstein Center)

Marshall 76 • 1-2

##	Player		Total		3-Ptr		Rebounds			PF	TP	A	TO	Blk	Stl	Min
			FG	FGA	FG	FGA	FT	FTA	Off	Def	Tot					
00	HAMILTON, Talequia	f	6	12	0	3	6	6	4	7	11	4	18	4	4	29
24	ZHIBAREVA, Ekaterina	f	2	5	0	0	2	2	2	3	5	3	6	0	2	21
02	FRALEY, Logan	g	1	3	0	2	0	2	0	1	1	5	2	1	1	16
03	ALEXANDER, Asheika	g	3	12	2	7	1	1	2	0	2	3	9	5	1	34
14	GORE, Shayna	g	6	15	1	7	6	6	2	0	2	2	19	4	4	33
10	SAINTIGENE, Ashley		3	3	0	0	0	2	0	0	0	4	6	1	0	16
15	DRIVER, Tana		0	0	0	0	0	0	0	0	0	1	0	0	0	9
20	PEARSON, Taylor		0	1	0	0	2	2	1	2	3	3	2	0	2	16
23	MAYO, Kristen		6	13	2	7	0	0	0	2	2	4	14	0	1	26
Team									4	4	8					
Totals			27	64	5	26	17	21	15	19	34	29	76	15	15	200
1st - FG %:			5-13	38.5%	2nd: 9-17			52.9%	3rd: 4-14			28.6%	4th: 9-20			45.0%
3FG %:			0-6	0.0%	3-6			50.0%	1-6			16.7%	1-8			12.5%
FT %:			5-5	100.0%	7-9			77.8%	1-1			100.0%	4-6			66.7%
Game:			27-64	42.2%	5-26			19.2%	17-21			81.0%	Deadball			Rebounds
																2

Cleveland State 85 • 2-1

##	Player		Total		3-Ptr		Rebounds			PF	TP	A	TO	Blk	Stl	Min
			FG	FGA	FG	FGA	FT	FTA	Off	Def	Tot					
25	VOSKUHL, Olivia	f	7	9	1	1	1	2	2	7	9	3	16	1	1	32
34	BOSLEY, Shadae	f	5	7	0	0	2	3	4	1	5	2	12	2	0	35
02	ABSHAW, Ashanti	g	8	18	0	4	9	11	1	3	4	3	25	2	3	34
11	LIVINGSTON, Khayla	g	4	10	4	8	1	2	0	1	1	3	13	9	4	36
21	ELY, Jade	g	3	6	0	2	2	2	0	1	1	4	8	0	0	20
13	BAUTISTA, Mariana		0	0	0	0	0	0	0	0	0	0	0	0	0	3
14	SLANEY, Rachel		1	3	0	1	0	0	1	2	3	3	2	0	0	12
41	WHITE, Mariah		0	1	0	0	2	2	1	0	1	1	2	0	1	5
42	MILLER, Mariah		0	2	0	1	7	12	1	6	7	3	7	3	1	23
Team									2	3	5			1		
Totals			28	56	5	17	24	34	12	24	36	22	85	17	11	200
1st - FG %:			7-15	46.7%	2nd: 5-13			38.5%	3rd: 12-18			66.7%	4th: 4-10			40.0%
3FG %:			1-4	25.0%	1-5			20.0%	3-6			50.0%	0-2			0.0%
FT %:			2-2	100.0%	5-7			71.4%	5-7			71.4%	12-18			66.7%
Game:			28-56	50.0%	5-17			29.4%	24-34			70.6%	Deadball			Rebounds
																7

Officials: Chris Minor, Brandon Breese, Lindsey VanDyken
Technical fouls: Marshall-None. Cleveland State-None.
Attendance: 217

Score by periods	1st	2nd	3rd	4th	Total
Marshall	15	28	10	23	76
Cleveland State	17	16	32	20	85

	In	Off	2nd	Fast	
Points	Paint	T/O	Chance	Break	Bench
MAR	32	14	25	2	22
CSU	44	21	18	13	11

Last FG - MAR 4th-00:28, CSU 4th-04:31.
Largest lead - MAR by 10 2nd-01:15, CSU by 14 4th-08:18.
MAR led for 20:23. CSU led for 16:59. Game was tied for 02:38.

Score tied - 4 times.
Lead changed - 5 times.

Cleveland State 2018-19 Stats

RECORD:	OVERALL	HOME	AWAY	NEUTRAL
ALL GAMES	3-6	3-1	0-4	0-1
CONFERENCE	0-0	0-0	0-0	0-0
NON-CONFERENCE	3-6	3-1	0-4	0-1

#	Player	gp-gs	min	avg	Total		3-Point		F-Throw		Rebounds				pf	dq	a	to	blk	stl	pts	avg
					fg-fga	fg%	3fg-fga	3fg%	ft-fga	ft%	off	def	tot	avg								
42	MILLER, Mariah	8-8	261	32.6	44-85	.518	3-8	.375	40-57	.702	18	45	63	7.9	13	0	9	22	3	8	131	16.4
21	ELY, Jade	8-8	218	27.3	51-97	.526	7-21	.333	18-27	.667	2	19	21	2.6	29	2	27	40	0	18	127	15.9
02	CROCKETT, Savanna	9-9	290	32.2	39-82	.476	0-0	.000	24-32	.750	21	65	86	9.6	24	0	13	21	13	12	102	11.3
41	WHITE, Mariah	9-9	260	28.9	38-82	.463	5-9	.556	16-30	.533	11	10	21	2.3	22	1	28	45	0	14	97	10.8
24	BRAXTON, JaMIYA	9-1	203	22.6	22-65	.338	18-47	.383	0-0	.000	4	12	16	1.8	13	0	13	7	2	4	62	6.9
14	SLANEY, Rachel	9-9	241	26.8	16-59	.271	8-42	.190	8-13	.615	18	50	68	7.6	15	0	11	15	2	14	48	5.3
25	GRADWELL, Isabelle	9-0	150	16.7	13-40	.325	10-36	.278	6-9	.667	2	23	25	2.8	18	1	3	8	1	7	42	4.7
04	GERACI, Isabella	8-1	71	8.9	7-7	1.000	0-0	.000	5-6	.833	5	7	12	1.5	3	0	4	6	0	5	19	2.4
33	DUMAS, Nadia	9-0	69	7.7	9-12	.750	0-0	.000	0-6	.000	2	9	11	1.2	8	0	4	5	4	2	18	2.0
01	LATONE, Shyla	3-0	8	2.7	2-3	.667	0-0	.000	1-2	.500	0	0	0	0.0	0	0	1	1	0	1	5	1.7
13	BAUTISTA, Mariana	4-0	31	7.8	0-4	.000	0-1	.000	1-2	.500	1	5	6	1.5	4	0	1	2	0	2	1	0.3
Team											11	20	31					4				
Total.....		9	1802		241-536	.450	51-164	.311	119-184	.647	95	265	360	40.0	149	4	114	176	25	87	652	72.4
Opponents.....		9	1802		240-603	.398	59-194	.304	91-133	.684	119	230	349	38.8	186	-	157	145	17	92	630	70.0

TEAM STATISTICS			CSU	OPP	Date	Opponent	Score	Att.
SCORING			652	630	11/06/18	SALEM	w 113-81	125
Points per game			72.4	70.0	11-09-18	at Eastern Michigan	L 63-69	4776
Scoring margin			+2.4	-	11/11/18	at Ball St.	L 62-67	1309
FIELD GOALS-ATT			241-536	240-603	11/15/18	LAKE ERIE	w 79-49	78
Field goal pct			.450	.398	11/19/18	ILLINOIS STATE	w 67-63	132
3 POINT FG-ATT			51-164	59-194	11/23/18	at San Diego	L 82-83	321
3-point FG pct			.311	.304	11/24/18	vs Tulane	L 72-81	362
3-pt FG made per game			5.7	6.6	12/01/18	at Ohio	L 54-72	548
FREE THROWS-ATT			119-184	91-133	12/05/18	TOLEDO	L 60-65	203
Free throw pct			.647	.684	* - Conference game			
F-Throws made per game			13.2	10.1				
REBOUNDS			360	349				
Rebounds per game			40.0	38.8				
Rebounding margin			+1.2	-				
ASSISTS			114	157				
Assists per game			12.7	17.4				
TURNOVERS			176	145				
Turnovers per game			19.6	16.1				
Turnover margin			-3.4	-				
Assist/turnover ratio			0.6	1.1				
STEALS			87	92				
Steals per game			9.7	10.2				
BLOCKS			25	17				
Blocks per game			2.8	1.9				
ATTENDANCE			538	7316				
Home games-Avg/Game			4-134	4-1738				
Neutral site-Avg/Game			-	1-362				

Score by Periods	1st	2nd	3rd	4th	Totals
Cleveland State	160	187	156	149	652
Opponents	147	139	166	178	630

2018-19 Marshall Women's Basketball
Marshall Combined Team Statistics (as of Dec 04, 2018)
All games

RECORD:	OVERALL	HOME	AWAY	NEUTRAL
ALL GAMES	3-5	3-1	0-4	0-0
CONFERENCE	0-0	0-0	0-0	0-0
NON-CONFERENCE	3-5	3-1	0-4	0-0

#	Player	gp-gs	min	avg	Total		3-Point		F-Throw		Rebounds				pf	dq	a	to	blk	stl	pts	avg
					fg-fga	fg%	3fg-fga	3fg%	ft-fa	ft%	off	def	tot	avg								
14	GORE, Shayna	8-8	255	31.9	42-120	.350	26-70	.371	32-34	.941	1	32	33	4.1	18	0	25	11	4	14	142	17.8
23	MAYO, Kristen	8-8	232	29.0	27-68	.397	16-36	.444	18-19	.947	2	24	26	3.3	15	0	23	18	0	11	88	11.0
11	PORTER, Taylor	8-8	205	25.6	23-77	.299	9-39	.231	13-14	.929	14	24	38	4.8	23	1	9	13	3	9	68	8.5
22	BROOKS, Khadaijia	8-8	197	24.6	26-71	.366	5-24	.208	8-15	.533	18	37	55	6.9	16	0	8	17	10	6	65	8.1
10	SAINTIGENE, Ashley	4-0	66	16.5	12-26	.462	0-0	.000	4-9	.444	10	11	21	5.3	13	0	1	8	9	0	28	7.0
20	PEARSON, Taylor	8-8	178	22.3	13-53	.245	1-18	.056	14-20	.700	8	39	47	5.9	17	0	14	12	2	9	41	5.1
34	ROPER, Lorelei	8-0	115	14.4	12-24	.500	0-0	.000	6-18	.333	9	19	28	3.5	17	0	4	9	5	2	30	3.8
00	SIVILS, Kia	8-0	181	22.6	11-35	.314	3-10	.300	5-14	.357	17	10	27	3.4	13	0	16	12	3	15	30	3.8
05	CLEMONS, Princess	8-0	100	12.5	5-24	.208	1-12	.083	4-8	.500	10	19	29	3.6	12	0	7	10	3	6	15	1.9
15	DRIVER, Tana	7-0	44	6.3	3-6	.500	0-1	.000	1-4	.250	0	0	0	0.0	2	0	5	10	0	3	7	1.0
01	VUCETIC, Jovana	5-0	17	3.4	2-5	.400	1-2	.500	0-0	.000	2	0	2	0.4	2	0	1	2	0	0	5	1.0
21	TONEY, Brianna	5-0	26	5.2	1-5	.200	0-3	.000	0-0	.000	1	5	6	1.2	4	0	0	3	2	2	2	0.4
33	ADKINS, Aerial	3-0	9	3.0	0-3	.000	0-2	.000	0-0	.000	1	3	4	1.3	2	0	0	0	1	1	0	0.0
Team											22	20	42					6				
Total.....		8	1625		177-517	.342	62-217	.286	105-155	.677	115	243	358	44.8	154	1	113	131	42	78	521	65.1
Opponents.....		8	1625		179-515	.348	64-182	.352	99-158	.627	125	252	377	47.1	147	-	109	148	40	56	521	65.1

TEAM STATISTICS	MARW	OPP	Date	Opponent	Score	Att.
SCORING	521	521	11/7/18	INDIANA STATE	L 53-62	764
Points per game	65.1	65.1	11/13/18	at Bowling Green	L 76-99	1521
Scoring margin	+0.0	-	11/17/18	at Southern Illinois	L 49-58	500
FIELD GOALS-ATT	177-517	179-515	11/20/18	BLUEFIELD STATE	W 82-29	894
Field goal pct	.342	.348	11/25/18	at Appalachian State	L 52-74	279
3 POINT FG-ATT	62-217	64-182	11/29/18	EVANSVILLE	Wot 72-65	638
3-point FG pct	.286	.352	12/1/18	COPPIN STATE	W 88-67	694
3-pt FG made per game	7.8	8.0	12/04/18	at Wisconsin	L 49-67	2837
FREE THROWS-ATT	105-155	99-158	* - Conference game			
Free throw pct	.677	.627				
F-Throws made per game	13.1	12.4				
REBOUNDS	358	377				
Rebounds per game	44.8	47.1				
Rebounding margin	-2.4	-				
ASSISTS	113	109				
Assists per game	14.1	13.6				
TURNOVERS	131	148				
Turnovers per game	16.4	18.5				
Turnover margin	+2.1	-				
Assist/turnover ratio	0.9	0.7				
STEALS	78	56				
Steals per game	9.8	7.0				
BLOCKS	42	40				
Blocks per game	5.3	5.0				
ATTENDANCE	2990	5137				
Home games-Avg/Game	4-748	4-1284				
Neutral site-Avg/Game	-	0-0				

Score by Periods	1st	2nd	3rd	4th	OT	Totals
Marshall	134	108	151	117	11	521
Opponents	123	131	136	127	4	521

2018-19 Marshall Women's Basketball
Marshall Season Schedule/Results & Leaders (as of Dec 04, 2018)
All games

RECORD:	OVERALL	HOME	AWAY	NEUTRAL
ALL GAMES	3-5	3-1	0-4	0-0
CONFERENCE	0-0	0-0	0-0	0-0
NON-CONFERENCE	3-5	3-1	0-4	0-0

Date	Opponent	Score	Att.	High Points	High Rebounds
11/7/18	INDIANA STATE	53-62 L	764	(16)BROOKS, Khadaijia	(11)BROOKS, Khadaijia
11/13/18	at Bowling Green	76-99 L	1521	(34)GORE, Shayna	(5)CLEMONS, Princess (5)MAYO, Kristen
11/17/18	at Southern Illinois	49-58 L	500	(10)PEARSON, Taylor (10)MAYO, Kristen	(8)PORTER, Taylor
11/20/18	BLUEFIELD STATE	w 82-29	894	(22)GORE, Shayna	(11)BROOKS, Khadaijia
11/25/18	at Appalachian State	52-74 L	279	(12)BROOKS, Khadaijia	(6)ROPER, Lorelei
11/29/18	EVANSVILLE	Wot 72-65	638	(19)BROOKS, Khadaijia	(13)BROOKS, Khadaijia
12/1/18	COPPIN STATE	w 88-67	694	(27)GORE, Shayna	(10)BROOKS, Khadaijia
12/04/18	at Wisconsin	49-67 L	2837	(16)GORE, Shayna (16)PORTER, Taylor	(8)PORTER, Taylor

* - Conference game

Attendance Summary	Games	Attend	Avg/Game
Home	4	2990	748
Away	4	5137	1284
Neutral	0	0	0
Total	8	8127	1016

2018-19 Marshall Women's Basketball
Marshall Team Game-by-Game (as of Dec 04, 2018)
All games

TEAM STATISTICS

				Total		3-Pointers		Free throws		Rebounds											
Opponent	Date	Score		fg-fga	pct	3fg-fga	pct	ft-fa	pct	off	def	tot	avg	pf	a	t/o	blk	stl	pts	avg	
INDIANA STATE	11/7/18	53-62	L	17-59	.288	6-22	.273	13-19	.684	12	30	42	42.0	24	11	22	7	10	53	53.0	
at Bowling Green	11/13/18	76-99	L	26-68	.382	11-38	.289	13-20	.650	6	20	26	34.0	21	15	10	3	12	76	64.5	
at Southern Illinois	11/17/18	49-58	L	19-56	.339	3-21	.143	8-14	.571	12	25	37	35.0	20	8	20	2	8	49	59.3	
BLUEFIELD STATE	11/20/18	82-29	W	30-81	.370	7-33	.212	15-22	.682	25	39	64	42.2	13	17	12	6	19	82	65.0	
at Appalachian State	11/25/18	52-74	L	19-62	.306	6-22	.273	8-11	.727	11	27	38	41.4	24	14	17	4	9	52	62.4	
EVANSVILLE	11/29/18	72-65	Wot	23-73	.315	4-20	.200	22-28	.786	26	37	63	45.0	12	15	13	6	9	72	64.0	
COPPIN STATE	12/1/18	88-67	W	27-55	.491	16-32	.500	18-28	.643	11	35	46	45.1	22	24	24	7	6	88	67.4	
at Wisconsin	12/04/18	49-67	L	16-63	.254	9-29	.310	8-13	.615	12	30	42	44.8	18	9	13	7	5	49	65.1	
Marshall		521		177-517	.342	62-217	.286	105-155	.677	115	243	358	44.8	154	113	131	42	78	521	65.1	
Opponents		521		179-515	.348	64-182	.352	99-158	.627	125	252	377	47.1	147	109	148	40	56	521	65.1	

Games played: 8
Points/game: 65.1
FG Pct: 34.2
3FG Pct: 28.6
FT Pct: 67.7

Rebounds/game: 44.8
Assists/game: 14.1
Turnovers/game: 16.4
Assist/turnover ratio: 0.9
Steals/game: 9.8
Blocks/game: 5.3

Nov. 7 vs. Indiana State L, 62-53

Nov. 13 at BGSU L, 99-76

Official Basketball Box Score -- Game Totals -- Final Statistics
Indiana State vs MARSHALL
11/7/18 6 p.m. at Huntington, W.Va. (Cam Henderson Center)

Indiana State 62 • 1-0

#	Player	Total		3-Ptr	FT-FTA	Rebounds			PF	TP	A TO Blk Stl				Min
		FG-FGA	FG-FGA			Off	Def	Tot			A	TO	Blk	Stl	
03	O'Neal, Ashli	* 2-6	0-2	7-9	0	3	3	4	11	1	4	0	0	0	22
10	Lee, Tamara	* 3-12	3-9	0-0	1	4	5	2	9	2	1	0	0	0	18
14	Webb, Tierra	* 0-3	0-0	0-2	2	1	3	3	0	4	1	0	0	0	23
24	Isaiah, Kierra	* 2-3	0-0	2-2	2	1	3	4	6	1	1	2	0	0	13
30	Wentland, Regan	* 5-10	1-2	2-4	5	8	13	0	13	2	0	0	0	1	35
05	Kitantou, Maeva	0-0	0-0	0-0	0	0	0	1	0	0	1	0	0	0	1
13	Delgado, Alexis	5-12	3-7	0-2	0	3	3	2	13	2	3	1	1	1	37
21	Tamis, Lynn	0-1	0-0	0-0	1	7	8	5	0	0	3	1	0	0	15
23	Smith, Daijah	2-8	0-4	2-2	1	1	2	3	6	1	5	0	1	1	13
25	Valero Lopez, Ana	0-1	0-0	0-0	1	0	1	0	0	0	0	0	0	0	6
33	Battle, Ty	2-5	0-0	0-0	1	2	3	2	4	0	1	1	1	1	17
Team						0	4	4							
Totals		21-61	7-24	13-21	14	34	48	26	62	13	22	5	4	200	
1st - FG %:		5-13	38.5%	2nd: 5-18	27.8%	3rd: 8-16	50.0%	4th: 3-14	21.4%	Game: 21-61	34.4%	Deadball			
3FG %:		2-6	33.3%	1-6	16.7%	3-7	42.9%	1-5	20.0%	7-24	29.2%	Rebounds			
FT %:		2-4	50.0%	0-4	0.0%	8-9	88.9%	3-4	75.0%	13-21	61.9%	4			

MARSHALL 53 • 0-1

#	Player	Total		3-Ptr	FT-FTA	Rebounds			PF	TP	A TO Blk Stl				Min
		FG-FGA	FG-FGA			Off	Def	Tot			A	TO	Blk	Stl	
11	PORTER, Taylor	* 2-9	1-5	0-0	1	2	3	4	5	1	3	1	1	1	21
14	GORE, Shayna	* 3-14	2-8	4-4	0	5	5	4	12	2	2	0	1	1	34
20	PEARSON, Taylor	* 1-7	1-4	1-2	2	6	8	1	4	5	0	1	1	1	34
22	BROOKS, Khadaijia	* 7-13	0-1	2-2	1	10	11	2	16	0	5	2	0	0	32
23	MAYO, Kristen	* 2-6	2-4	4-4	0	1	1	3	10	2	3	0	2	31	
00	SIVILS, Kia	1-3	0-0	0-2	0	1	1	4	2	0	3	1	2	15	
01	VUCETIC, Jovana	0-1	0-0	0-0	0	0	0	2	0	0	1	0	0	7	
05	CLEMONS, Princess	0-3	0-0	1-2	2	2	4	1	1	0	2	1	2	11	
15	DRIVER, Tana	0-1	0-0	0-0	0	0	0	0	0	0	0	0	0	6	
34	ROPER, Lorelei	1-2	0-0	1-3	2	1	3	3	3	1	1	1	1	9	
Team						4	2	6							
Totals		17-59	6-22	13-19	12	30	42	24	53	11	22	7	10	200	
1st - FG %:		7-12	58.3%	2nd: 3-14	21.4%	3rd: 4-18	22.2%	4th: 3-15	20.0%	Game: 17-59	28.8%	Deadball			
3FG %:		3-6	50.0%	0-3	0.0%	2-7	28.6%	1-6	16.7%	6-22	27.3%	Rebounds			
FT %:		1-3	33.3%	6-7	85.7%	4-7	57.1%	2-2	100.0%	13-19	68.4%	2			

Officials: Gina Cross, Mark Zentz, Linda Miles
Technical fouls: Indiana State-None. MARSHALL-None.
Attendance: 764
INSU: #21 Tamis fouled out with 7:58 left in the 4th.

Score by periods	1st	2nd	3rd	4th	Total
Indiana State	14	11	27	10	62
MARSHALL	18	12	14	9	53

Points	In	Off	2nd	Fast	Bench
INS	26	10	14	4	23
MARW	14	27	7	2	6

Last FG - INS 4th-03:21, MARW 4th-01:52.
Largest lead - INS by 13 3rd-01:47, MARW by 7 2nd-09:35.
INS led for 18:41. MARW led for 17:50. Game was tied for 03:29.

Score tied - 3 times.
Lead changed - 3 times.

Official Basketball Box Score -- Game Totals -- Final Statistics
MARW vs Bowling Green
11/13/18 7:00 pm at

MARW 76 • 0-2

#	Player	Total		3-Ptr	FT-FTA	Rebounds			PF	TP	A TO Blk Stl				Min
		FG-FGA	FG-FGA			Off	Def	Tot			A	TO	Blk	Stl	
20	PEARSON, Taylor	f 2-7	0-4	2-4	1	2	3	4	6	0	2	0	0	0	25
11	PORTER, Taylor	f 3-12	1-6	3-4	2	2	4	2	10	0	2	0	0	1	24
14	GORE, Shayna	f 11-21	6-13	6-6	0	3	3	2	34	2	0	0	0	4	33
22	BROOKS, Khadaijia	f 1-7	0-4	0-0	0	2	2	2	2	1	1	1	0	19	
23	MAYO, Kristen	f 3-6	1-4	2-2	0	5	5	2	9	6	2	0	1	29	
00	SIVILS, Kia	5-8	2-3	0-2	0	0	0	0	12	3	0	0	0	3	25
05	CLEMONS, Princess	1-3	1-3	0-0	2	3	5	3	3	2	0	1	2	20	
21	TONEY, Brianna	0-2	0-1	0-0	0	2	2	2	0	0	1	0	1	12	
34	ROPER, Lorelei	0-2	0-0	0-2	0	0	0	4	0	1	2	1	0	13	
Team						1	1	2							
Totals		26-68	11-38	13-20	6	20	26	21	76	15	10	3	12	200	
1st - FG %:		6-20	30.0%	2nd: 5-15	33.3%	3rd: 8-14	57.1%	4th: 7-19	36.8%	Game: 26-68	38.2%	Deadball			
3FG %:		3-12	25.0%	2-10	20.0%	2-4	50.0%	4-12	33.3%	11-38	28.9%	Rebounds			
FT %:		1-1	100.0%	6-8	75.0%	5-7	71.4%	1-4	25.0%	13-20	65.0%	4			

Bowling Green 99 • 1-1

#	Player	Total		3-Ptr	FT-FTA	Rebounds			PF	TP	A TO Blk Stl				Min
		FG-FGA	FG-FGA			Off	Def	Tot			A	TO	Blk	Stl	
40	Clare Glowinski	c 1-3	0-0	0-0	1	3	4	1	2	1	2	0	0	0	11
03	Andrea Cecil	f 3-9	1-4	3-5	0	11	11	2	10	2	1	0	0	0	34
13	Sydney Lambert	f 3-9	2-5	2-2	0	3	3	2	10	6	3	0	0	30	
21	Morgan McMillen	f 11-14	8-11	2-2	0	4	4	3	32	1	4	0	0	35	
35	Kadie Hempling	f 3-4	1-2	0-2	3	14	17	3	7	8	3	0	0	34	
04	Madisen Parker	f 3-4	3-3	0-0	0	0	0	1	9	3	0	0	0	10	
22	Molly Dever	0-3	0-2	0-0	0	1	1	2	0	3	2	1	1	13	
24	Jane Uecker	1-2	0-0	0-0	0	0	0	2	2	0	0	0	0	2	
30	Sydney Palermo	1-3	0-0	0-0	2	1	3	0	2	1	2	1	0	6	
42	Sierra Thompson	0-0	0-0	0-0	0	1	1	0	0	0	0	0	0	1	
55	Angela Perry	10-14	1-1	4-5	3	0	3	3	25	2	3	0	2	24	
Team						2	1	3							
Totals		36-65	16-28	11-16	11	39	50	19	99	27	20	2	3	200	
1st - FG %:		9-19	47.4%	2nd: 11-19	57.9%	3rd: 6-11	54.5%	4th: 10-16	62.5%	Game: 36-65	55.4%	Deadball			
3FG %:		5-9	55.6%	6-10	60.0%	3-4	75.0%	2-5	40.0%	16-28	57.1%	Rebounds			
FT %:		3-4	75.0%	2-4	50.0%	5-6	83.3%	1-2	50.0%	11-16	68.8%	3			

Officials:
Technical fouls: MARW-None. Bowling Green-None.

Attendance: 1521
2018-19 Women's Basketball. Round: 0. Bowling Green vs Marshall. Played at .

Score by periods	1st	2nd	3rd	4th	Total
MARW	16	18	23	19	76
Bowling Green	26	30	20	23	99

Points	In	Off	2nd	Fast	Bench
MARW	34	24	23	0	15
BGSU	34	14	8	5	38

Last FG - MARW 4th-00:01, BGSU 4th-00:03.
Largest lead - MARW None, BGSU by 27 4th-00:51.
MARW led for 00:00. BGSU led for 39:54. Game was tied for 00:06.

Score tied - 0 times.
Lead changed - 0 times.

Nov. 17 at SIU L, 58-49

Nov. 20 vs. Bluefield State W, 82-29

Official Basketball Box Score -- Game Totals -- Final Statistics
MARW vs Southern Illinois
11/17/18 2:00 PM at Carbondale, IL

MARW 49 • 0-3

#	Player		Total		3-Ptr	Rebounds					PF	TP	A	TO	Blk	Stl	Min
			FG-FGA	FG-FGA	FT-FTA	Off	Def	Tot									
11	PORTER, Taylor	*	3-10	0-4	2-2	2	6	8	2	8	1	1	0	1		27	
14	GORE, Shayna	*	2-14	1-8	0-0	0	1	1	3	5	3	0	1	1		28	
20	PEARSON, Taylor	*	5-7	0-1	0-2	1	5	6	2	10	1	2	0	2		23	
22	BROOKS, Khadaijia	*	1-3	0-1	1-2	1	0	1	2	3	0	4	1	0		26	
23	MAYO, Kristen	*	3-7	2-3	2-2	0	3	3	3	10	2	5	0	2		28	
00	SIVILS, Kia		2-7	0-2	0-2	5	1	6	2	4	0	3	0	2		25	
01	VUCETIC, Jovana		0-0	0-0	0-0	0	0	0	0	0	0	0	0	0		2	
05	CLEMONS, Princess		1-5	0-2	2-2	0	1	1	1	4	0	1	0	0		12	
15	DRIVER, Tana		0-0	0-0	0-0	0	0	0	1	0	1	2	0	0		6	
21	TONEY, Brianna		0-0	0-0	0-0	0	0	0	1	0	0	1	0	0		3	
34	ROPER, Lorelei		2-3	0-0	1-2	1	3	4	3	5	0	1	0	0		20	
Team						2	5	7									
Totals			19-56	3-21	8-14	12	25	37	20	49	8	20	2	8		200	
1st: FG %: 6-14 42.9% 2nd: 4-15 26.7% 3rd: 6-14 42.9% 4th: 3-13 23.1% Game: 19-56 33.9% Deadball																	
3FG %: 1-6 16.7% 0-5 0.0% 1-4 25.0% 1-6 16.7% 3-21 14.3% Rebound																	
FT %: 0-0 0.0% 0-0 0.0% 4-4 100.0% 4-10 40.0% 8-14 57.1% 0.3																	

Nov. 25 at Appalachian State L, 74-52

Nov. 29 vs. Evansville W, 72-65

Official Basketball Box Score -- Game Totals -- Final Statistics
MARW vs Appalachian State
11/25/18 2:00 pm at Holmes Center (Boone, N.C.)

MARW 52 • 1-4

#	Player	Total			3-Ptr			Rebounds			PF	TP	A	TO	Blk	Stl	Min
		FG-FGA	FG-FGA	FT-FTA	FG-FGA	FG-FGA	FT-FTA	Off	Def	Tot							
22	PEARSON, Taylor	f	1-8	0-2	0-0	0	3	3	1	2	0	2	0	2	0	2	19
22	BROOKS, Khadajia	f	4-7	4-7	0-0	1	2	3	2	12	1	1	0	0	0	20	20
11	PORTER, Taylor	e	1-7	0-2	0-0	1	4	5	4	2	0	1	0	0	0	24	24
14	GORE, Shayna	e	2-10	1-4	3-4	0	4	4	2	8	2	1	0	1	2	30	30
23	MAYO, Kristen	e	4-10	1-3	2-2	0	3	3	3	11	4	0	0	0	0	31	31
00	SIVILS, Kia		0-3	0-1	0-0	2	0	2	3	0	4	2	0	0	5	21	21
05	CLEMONS, Princess		0-5	0-3	0-0	0	3	3	1	0	2	2	0	0	0	17	17
10	SAINTIGENE, Ashley		3-7	0-0	0-0	1	1	2	4	6	0	3	1	0	10	10	10
15	DRIVER, Tana		1-1	0-0	0-0	0	0	0	0	2	0	1	0	0	0	6	6
34	ROPER, Lorelei		3-4	0-0	3-5	1	5	6	4	9	1	3	1	0	22	22	22
Team								5	2	7				1			
Totals			19-62	6-22	8-11	11	27	38	24	52	14	17	4	9		200	200
1st - FG %:		4-17	23.5%	2nd: 3-14	21.4%	3rd: 5-12	41.7%	4th: 7-19	36.8%	Game: 19-62	30.6%	Deadball					
3FG %:		2-6	33.3%	1-5	20.0%	2-8	25.0%	1-3	33.3%	6-22	27.3%	Rebounds					
FT %:		1-1	100.0%	3-6	50.0%	4-4	100.0%	0-0	0.0%	8-11	72.7%						

Appalachian State 74 • 4-2

#	Player	Total			3-Ptr			Rebounds			PF	TP	A	TO	Blk	Stl	Min
		FG-FGA	FG-FGA	FT-FTA	FG-FGA	FG-FGA	FT-FTA	Off	Def	Tot							
30	Gosnell, Lainey	f	1-7	0-3	1-2	2	1	3	2	3	1	2	1	0	2	21	21
42	Plummer, Bayley	c	7-10	0-0	2-5	6	15	21	1	16	1	2	3	0	30	30	30
05	Stanley, Pre	e	2-13	1-4	2-2	3	1	4	0	7	0	0	0	1	30	30	30
23	Polacek, Ashley	e	1-9	0-3	2-2	2	2	4	2	4	6	4	0	1	24	24	24
04	Story, Madi	e	4-10	1-4	6-6	2	4	6	3	15	3	0	0	2	23	23	23
01	Caldar, Maya		3-4	0-0	2-4	3	2	5	3	8	0	2	0	0	14	14	14
03	Wilson, Tierra		2-7	2-6	0-0	0	1	1	0	6	0	0	0	0	19	19	19
04	Mathews, Nicola		4-6	3-5	0-0	0	2	2	0	11	0	4	0	1	15	15	15
14	Hampton, Armani		0-2	0-1	0-0	1	0	1	3	0	0	1	0	1	13	13	13
15	Newton, Emma		0-0	0-0	0-0	0	0	0	0	0	0	0	0	0	1	1	1
20	Bigott, Brooke		1-2	0-1	0-0	1	0	1	0	2	2	0	0	0	6	6	6
32	Jeffery, Dominique		1-1	0-0	0-0	0	3	3	0	2	0	0	0	0	4	4	4
Team								2	2	4							
Totals			26-71	7-27	15-21	22	33	55	14	74	13	15	4	6		200	200
1st - FG %:		7-17	41.2%	2nd: 6-18	33.3%	3rd: 6-20	30.0%	4th: 7-16	43.8%	Game: 26-71	36.6%	Deadball					
3FG %:		3-8	37.5%	1-6	16.7%	2-8	25.0%	1-5	20.0%	7-27	25.9%	Rebounds					
FT %:		0-0	0.0%	6-8	75.0%	5-7	71.4%	4-6	66.7%	15-21	71.4%						

Officials: Chaney Muench, Aaron Brooks, Rob Fessler
 Technical fouls: MARW-None. Appalachian State-None.
 Attendance: 279

Score by periods	1st	2nd	3rd	4th	Total
MARW	11	10	16	15	52
Appalachian State	17	19	19	19	74

Last FG - MARW 4th-00:16, APP 4th-01:25.
 Largest lead - MARW by 3 1st-09:22, APP by 27 4th-02:12.
 MARW led for 00:49. APP led for 38:33. Game was tied for 00:38.

Score tied - 0 times.
 Lead changed - 1 time.

Official Basketball Box Score -- Game Totals -- Final Statistics
Evansville vs Marshall
11/29/18 6:00 pm at Huntington, W.Va. (Cam Henderson Center)

Evansville 65 • 1-4

#	Player	Total			3-Ptr			Rebounds			PF	TP	A	TO	Blk	Stl	Min
		FG-FGA	FG-FGA	FT-FTA	FG-FGA	FG-FGA	FT-FTA	Off	Def	Tot							
42	Coffman, Kaylan	c	1-7	0-0	0-0	2	9	11	4	2	0	4	4	0	32	32	32
00	Buck, Tayzha		0-0	0-0	0-0	0	0	0	2	0	1	1	0	0	8	8	8
01	Newman, Anna	g	3-7	2-4	0-0	0	1	1	5	8	2	0	0	1	27	27	27
02	Gasper, Kerri	g	6-22	3-9	2-2	2	9	11	4	17	3	3	1	0	43	43	43
11	Bishop, Brooke	g	1-10	0-3	3-4	1	1	2	1	5	7	4	0	1	40	40	40
03	Miller, Marley		7-9	6-8	0-0	0	4	4	2	20	0	0	0	0	33	33	33
04	Wallace, Makayla		1-6	0-0	4-4	0	0	0	5	6	2	1	0	3	23	23	23
21	Griffin, A'Niah		0-0	0-0	2-2	0	1	1	1	2	0	0	0	0	8	8	8
32	Casteel, Kayla		1-3	1-3	2-2	0	3	3	1	5	0	0	0	0	11	11	11
Team								3	1	4							
Totals			20-64	12-27	13-14	8	29	37	25	65	15	13	5	5		225	225
1st - FG %:		5-15	33.3%	2nd: 5-16	31.3%	3rd: 3-12	25.0%	4th: 6-14	42.9%	Game: 20-64	31.3%	Deadball					
3FG %:		4-8	50.0%	2-5	40.0%	2-6	33.3%	4-7	57.1%	12-27	44.4%	Rebounds					
FT %:		3-4	75.0%	0-0	0.0%	6-6	100.0%	2-2	100.0%	13-14	92.9%						

Marshall 72 • 2-4

#	Player	Total			3-Ptr			Rebounds			PF	TP	A	TO	Blk	Stl	Min
		FG-FGA	FG-FGA	FT-FTA	FG-FGA	FG-FGA	FT-FTA	Off	Def	Tot							
20	PEARSON, Taylor	f	2-12	0-2	6-7	3	9	12	3	10	1	3	1	2	26	26	26
22	BROOKS, Khadajia	f	8-13	0-1	3-7	6	7	13	1	19	3	2	1	0	33	33	33
11	PORTER, Taylor	g	1-5	0-2	0-0	2	1	3	1	2	1	1	0	1	25	25	25
14	GORE, Shayna	g	4-18	4-10	6-6	0	6	6	3	18	4	0	0	2	37	37	37
23	MAYO, Kristen	g	2-9	0-4	6-6	0	3	3	0	10	3	0	0	1	32	32	32
00	SIVILS, Kia		1-4	0-0	0-0	3	1	4	0	2	2	1	1	2	32	32	32
05	CLEMONS, Princess		0-1	0-1	0-0	0	1	1	1	0	0	1	0	1	7	7	7
10	SAINTIGENE, Ashley		3-6	0-0	0-0	6	5	11	2	6	0	3	3	0	19	19	19
15	DRIVER, Tana		1-1	0-0	1-2	0	0	0	0	3	0	0	0	1	6	6	6
34	ROPER, Lorelei		1-4	0-0	0-0	2	1	3	1	2	1	0	0	0	8	8	8
Team								4	3	7							
Totals			23-73	4-20	22-28	26	37	63	12	72	15	13	6	9		225	225
1st - FG %:		4-16	25.0%	2nd: 6-22	27.3%	3rd: 7-13	53.8%	4th: 4-17	23.5%	Game: 23-73	31.5%	Deadball					
3FG %:		1-4	25.0%	2-9	22.2%	1-2	50.0%	0-4	0.0%	4-20	20.0%	Rebounds					
FT %:		5-7	71.4%	0-0	0.0%	7-8	87.5%	3-6	50.0%	22-28	78.6%						

Officials: Eric Koch, Meadow Overstreet, Brad Maxey
 Technical fouls: Evansville-None. Marshall-None.
 Attendance: 638

Score by periods	1st	2nd	3rd	4th	OT	Total
Evansville	17	12	14	18	4	65
Marshall	14	14	22	11	11	72

Last FG - UE OT-01:24, MARW OT-02:18.
 Largest lead - UE by 7 2nd-02:50, MARW by 10 3rd-02:10.
 UE led for 02:57. MARW led for 19:27. Game was tied for 02:00.

Score tied - 2 times.
 Lead changed - 4 times.

Dec. 1 vs. Coppin State W, 88-67

Dec. 4 at Wisconsin L, 67-49

Official Basketball Box Score -- Game Totals -- Final Statistics
Coppin State vs Marshall
12/1/18 1:00 pm at Huntington, W.Va. (Cam Henderson Center)

Coppin State 67 • 0-5

#	Player		Total		3-Ptr		Rebounds					PF	TP	A	TO	Blk	Stl	Min
			FG-FGA	FG-FGA	FT-FTA	Off	Def	Tot										
22	OLUYEDE,Oluwadamilol	f	0-1	0-0	0-0	1	0	1	0	0	0	1	0	0	10	10	10	
23	GRAHAM,Chance	f	5-17	3-8	4-12	2	8	10	3	17	2	5	0	3	37	13	13	
00	CORBIE ,Tsayi	g	0-3	0-0	0-0	2	1	3	1	0	0	1	0	0	0	0	3	
02	SMITH,Marioah	g	4-9	2-4	1-2	0	2	2	2	11	1	2	0	3	37	37	37	
04	FIELDS,Braaiyah	g	6-17	2-6	5-8	1	3	4	3	19	4	2	0	3	36	36	36	
01	ADAMS,Diamond		0-1	0-1	1-2	1	0	1	0	1	0	0	0	0	0	0	5	
03	COLEMAN, Kaiya		3-7	1-2	4-4	2	2	4	3	11	3	2	0	3	28	28	28	
10	PRICE,E'mya		1-3	0-1	0-1	1	2	3	4	2	1	0	1	2	20	20	20	
24	WALI,Elan		0-0	0-0	0-0	0	0	0	0	0	0	0	0	0	0	0	2	
45	SALLEY,Jalynda		2-5	0-0	2-2	2	1	3	3	6	0	1	0	0	0	0	12	
Team						3	2	5						2				
Totals						21-63	8-22	17-31	15	21	36	19	67	11	16	1	14	200
1st - 3rd FT %:			3-17	17.6%		3rd: 7-15	46.7%		4th: 4-15	26.7%	Game: 9-22		40.9%	2nd: 7-16		43.8%	20.0%	
1st - 3rd FT %:			3-6	50.0%		3rd: 3-5	60.0%		4th: 6-12	50.0%	Game: 10-22		45.5%	2nd: 6-8		75.0%	50.0%	
FT %:			0-2	0.0%		3rd: 5-9	55.6%		4th: 6-12	50.0%	Game: 17-31		54.8%	2nd: 6-8		75.0%	50.0%	
FT %:			0-2	0.0%		3rd: 5-9	55.6%		4th: 6-12	50.0%	Game: 17-31		54.8%	2nd: 6-8		75.0%	50.0%	
FT %:			0-2	0.0%		3rd: 5-9	55.6%		4th: 6-12	50.0%	Game: 17-31		54.8%	2nd: 6-8		75.0%	50.0%	
FT %:			0-2	0.0%		3rd: 5-9	55.6%		4th: 6-12	50.0%	Game: 17-31		54.8%	2nd: 6-8		75.0%	50.0%	
FT %:			0-2	0.0%		3rd: 5-9	55.6%		4th: 6-12	50.0%	Game: 17-31		54.8%	2nd: 6-8		75.0%	50.0%	
FT %:			0-2	0.0%		3rd: 5-9	55.6%		4th: 6-12	50.0%	Game: 17-31		54.8%	2nd: 6-8		75.0%	50.0%	
FT %:			0-2	0.0%		3rd: 5-9	55.6%		4th: 6-12	50.0%	Game: 17-31		54.8%	2nd: 6-8		75.0%	50.0%	
FT %:			0-2	0.0%		3rd: 5-9	55.6%		4th: 6-12	50.0%	Game: 17-31		54.8%	2nd: 6-8		75.0%	50.0%	
FT %:			0-2	0.0%		3rd: 5-9	55.6%		4th: 6-12	50.0%	Game: 17-31		54.8%	2nd: 6-8		75.0%	50.0%	
FT %:			0-2	0.0%		3rd: 5-9	55.6%		4th: 6-12	50.0%	Game: 17-31		54.8%	2nd: 6-8		75.0%	50.0%	
FT %:			0-2	0.0%		3rd: 5-9	55.6%		4th: 6-12	50.0%	Game: 17-31		54.8%	2nd: 6-8		75.0%	50.0%	
FT %:			0-2	0.0%		3rd: 5-9	55.6%		4th: 6-12	50.0%	Game: 17-31		54.8%	2nd: 6-8		75.0%	50.0%	
FT %:			0-2	0.0%		3rd: 5-9	55.6%		4th: 6-12	50.0%	Game: 17-31		54.8%	2nd: 6-8		75.0%	50.0%	
FT %:			0-2	0.0%		3rd: 5-9	55.6%		4th: 6-12	50.0%	Game: 17-31		54.8%	2nd: 6-8		75.0%	50.0%	
FT %:			0-2	0.0%		3rd: 5-9	55.6%		4th: 6-12	50.0%	Game: 17-31		54.8%	2nd: 6-8		75.0%	50.0%	
FT %:			0-2	0.0%		3rd: 5-9	55.6%		4th: 6-12	50.0%	Game: 17-31		54.8%	2nd: 6-8		75.0%	50.0%	
FT %:			0-2	0.0%		3rd: 5-9	55.6%		4th: 6-12	50.0%	Game: 17-31		54.8%	2nd: 6-8		75.0%	50.0%	
FT %:			0-2	0.0%		3rd: 5-9	55.6%		4th: 6-12	50.0%	Game: 17-31		54.8%	2nd: 6-8		75.0%	50.0%	
FT %:			0-2	0.0%		3rd: 5-9	55.6%		4th: 6-12	50.0%	Game: 17-31		54.8%	2nd: 6-8		75.0%	50.0%	
FT %:			0-2	0.0%		3rd: 5-9	55.6%		4th: 6-12	50.0%	Game: 17-31		54.8%	2nd: 6-8		75.0%	50.0%	
FT %:			0-2	0.0%		3rd: 5-9	55.6%		4th: 6-12	50.0%	Game: 17-31		54.8%	2nd: 6-8		75.0%	50.0%	
FT %:			0-2	0.0%		3rd: 5-9	55.6%		4th: 6-12	50.0%	Game: 17-31		54.8%	2nd: 6-8		75.0%	50.0%	
FT %:			0-2	0.0%		3rd: 5-9	55.6%		4th: 6-12	50.0%	Game: 17-31		54.8%	2nd: 6-8		75.0%	50.0%	
FT %:			0-2	0.0%		3rd: 5-9	55.6%		4th: 6-12	50.0%	Game: 17-31		54.8%	2nd: 6-8		75.0%	50.0%	
FT %:			0-2	0.0%		3rd: 5-9	55.6%		4th: 6-12	50.0%	Game: 17-31		54.8%	2nd: 6-8		75.0%	50.0%	
FT %:			0-2	0.0%		3rd: 5-9	55.6%		4th: 6-12	50.0%	Game: 17-31		54.8%	2nd: 6-8		75.0%	50.0%	
FT %:			0-2	0.0%		3rd: 5-9	55.6%		4th: 6-12	50.0%	Game: 17-31		54.8%	2nd: 6-8		75.0%	50.0%	
FT %:			0-2	0.0%		3rd: 5-9	55.6%		4th: 6-12	50.0%	Game: 17-31		54.8%	2nd: 6-8		75.0%	50.0%	
FT %:			0-2	0.0%		3rd: 5-9	55.6%		4th: 6-12	50.0%	Game: 17-31		54.8%	2nd: 6-8		75.0%	50.0%	
FT %:			0-2	0.0%		3rd: 5-9	55.6%		4th: 6-12	50.0%	Game: 17-31		54.8%	2nd: 6-8		75.0%	50.0%	
FT %:			0-2	0.0%		3rd: 5-9	55.6%		4th: 6-12	50.0%	Game: 17-31		54.8%	2nd: 6-8		75.0%	50.0%	
FT %:			0-2	0.0%		3rd: 5-9	55.6%		4th: 6-12	50.0%	Game: 17-31		54.8%	2nd: 6-8		75.0%	50.0%	
FT %:			0-2	0.0%		3rd: 5-9	55.6%		4th: 6-12	50.0%	Game: 17-31		54.8%	2nd: 6-8		75.0%	50.0%	
FT %:			0-2	0.0%		3rd: 5-9	55.6%		4th: 6-12	50.0%	Game: 17-31		54.8%	2nd: 6-8		75.0%	50.0%	
FT %:			0-2	0.0%		3rd: 5-9	55.6%		4th: 6-12	50.0%	Game: 17-31		54.8%	2nd: 6-8		75.0%	50.0%	
FT %:			0-2	0.0%		3rd: 5-9	55.6%		4th: 6-12	50.0%	Game: 17-31		54.8%	2nd: 6-8		75.0%	50.0%	
FT %:			0-2	0.0%		3rd: 5-9	55.6%		4th: 6-12	50.0%	Game: 17-31		54.8%	2nd: 6-8		75.0%	50.0%	
FT %:			0-2	0.0%		3rd: 5-9	55.6%		4th: 6-12	50.0%	Game: 17-31		54.8%	2nd: 6-8		75.0%	50.0%	
FT %:			0-2	0.0%		3rd: 5-9	55.6%		4th: 6-12	50.0%	Game: 17-31		54.8%	2nd: 6-8		75.0%	50.0%	
FT %:			0-2	0.0%		3rd: 5-9	55.6%		4th: 6-12	50.0%	Game: 17-31		54.8%	2nd: 6-8		75.0%	50.0%	
FT %:			0-2	0.0%		3rd: 5-9	55.6%		4th: 6-12	50.0%	Game: 17-31		54.8%	2nd: 6-8		75.0%	50.0%	
FT %:			0-2	0.0%		3rd: 5-9	55.6%		4th: 6-12	50.0%	Game: 17-31		54.8%	2nd: 6-8		75.0%	50.0%	
FT %:			0-2	0.0%		3rd: 5-9	55.6%		4th: 6-12	50.0%	Game: 17-31		54.8%	2nd: 6-8		75.0%	50.0%	
FT %:			0-2	0.0%		3rd: 5-9	55.6%		4th: 6-12	50.0%	Game: 17-31		54.8%	2nd: 6-8		75.0%	50.0%	
FT %:			0-2	0.0%		3rd: 5-9	55.6%		4th: 6-12	50.0%	Game: 17-31		54.8%	2nd: 6-8		75.0%	50.0%	
FT %:			0-2	0.0%		3rd: 5-9	55.6%		4th: 6-12	50.0%	Game: 17-31		54.8%	2nd: 6-8		75.0%	50.0%	
FT %:			0-2	0.0%		3rd: 5-9	55.6%		4th: 6-12	50.0%	Game: 17-31		54.8%	2nd: 6-8		75.0%	50.0%	
FT %:			0-2	0.0%		3rd: 5-9	55.6%		4th: 6-12	50.0%	Game: 17-31		54.8%	2nd: 6-8		75.0%	50.0%	
FT %:			0-2	0.0%		3rd: 5-9	55.6%		4th: 6-12	50.0%	Game: 17-31		54.8%	2nd: 6-8		75.0%	50.0%	
FT %:			0-2	0.0%		3rd: 5-9	55.6%		4th: 6-12	50.0%	Game: 17-31		54.8%	2nd: 6-8		75.0%	50.0%	
FT %:			0-2	0.0%		3rd: 5-9	55.6%		4th: 6-12	50.0%	Game: 17-31		54.8%	2nd: 6-8		75.0%	50.0%	
FT %:			0-2	0.0%		3rd: 5-9	55.6%		4th: 6-12	50.0%	Game: 17-31		54.8%	2nd: 6-8		75.0%	50.0%	
FT %:			0-2	0.0%		3rd: 5-9	55.6%		4th: 6-12	50.0%	Game: 17-31		54.8%	2nd: 6-8		75.0%	50.0%	
FT %:			0-2	0.0%		3rd: 5-9	55.6%		4th: 6-12	50.0%	Game: 17-31		54.8%	2nd: 6-8		75.0%	50.0%	
FT %:			0-2	0.0%		3rd: 5-9	55.6%		4th: 6-12	50.0%	Game: 17-31		54.8%	2nd: 6-8		75.0%	50.0%	
FT %:			0-2	0.0%		3rd: 5-9	55.6%		4th: 6-12	50.0%	Game: 17-31		54.8%	2nd: 6-8		75.0%	50.0%	
FT %:			0-2	0.0%		3rd: 5-9	55.6%		4th: 6-12	50.0%	Game: 17-31		54.8%	2nd: 6-8		75.0%	50.0%	
FT %:			0-2	0.0%		3rd: 5-9	55.6%		4th: 6-12	50.0%	Game: 17-31		54.8%	2nd: 6-8		75.0%	50.0%	
FT %:			0-2	0.0%		3rd: 5-9	55.6%		4th: 6-12	50.0%	Game: 17-31		54.8%	2nd: 6-8		75.0%	50.0%	
FT %:			0-2	0.0%		3rd: 5-9	55.6%		4th: 6-12	50.0%	Game: 17-31		54.8%	2nd: 6-8		75.0%	50.0%	
FT %:			0-2	0.0%		3rd: 5-9	55.6%		4th: 6-12	50.0%	Game: 17-31		54.8%	2nd: 6-8		75.0%	50.0%	
FT %:			0-2	0.0%		3rd: 5-9	55.6%		4th: 6-12	50.0%	Game: 17-31		54.8%	2nd: 6-8		75.0%	50.0%	
FT %:			0-2	0.0%		3rd: 5-9	55.6%		4th: 6-12	50.0%	Game: 17-31		54.8%	2nd: 6-8		75.0%	50.0%	
FT %:			0-2	0.0%		3rd: 5-9	55.6%		4th: 6-12	50.0%	Game: 17-31		54.8%	2nd: 6-8		75.0%	50.0%	
FT %:			0-2	0.0%		3rd: 5-9	55.6%		4th: 6-12	50.0%	Game: 17-31		54.8%	2nd: 6-8		75.0%	50.0%	
FT %:			0-2	0.0%		3rd: 5-9	55.6%		4th: 6-12	50.0%	Game: 17-31		54.8%	2nd: 6-8		75.0%	50.0%	
FT %:			0-2	0.0%		3rd: 5-9	55.6%		4th: 6-12	50.0%	Game: 17-31		54.8%	2nd: 6-8		75.0%	50.0%	
FT %:			0-2	0.0%		3rd: 5-9	55.6%		4th: 6-12	50.0%	Game: 17-31		54.8%	2nd: 6-8		75.0%	50.0%	
FT %:			0-2	0.0%		3rd: 5-9	55.6%		4th: 6-12	50.0%	Game: 17-31		54.8%	2nd: 6-8		75.0%	50.0%	
FT %:			0-2	0.0%		3rd: 5-9	55.6%		4th: 6-12	50.0%	Game: 17-31		54.8%	2nd: 6-8		75.0%	50.0%	
FT %:			0-2	0.0%		3rd: 5-9	55.6%		4th: 6-12	50.0%	Game: 17-31		54.8%	2nd: 6-8		75.0%	50.0%	
FT %:			0-2	0.0%		3rd: 5-9	55.6%		4th: 6-12	50.0%	Game: 17-31		54.8%	2nd: 6-8		75.0%	50.0%	
FT %:			0-2	0.0%		3rd: 5-9	55.6%		4th: 6-12	50.0%	Game: 17-31		54.8%	2nd: 6-8		75.0%	50.0%	
FT %:			0-2	0.0%		3rd: 5-9	55.6%		4th: 6-12	50.0%	Game: 17-31							

2018-19 TRENDS	
Home	3-1
Away	0-4
Neutral	0-0
Leading at half	2-1
Trailing at half	1-4
Tied at half	0-0
Overtime game	1-0
C-USA Home Game	0-0
C-USA Road Game	0-0
C-USA Tournament	0-0
Non- C-USA Home Game	3-1
Non- C-USA Road Game	0-4
Non- C-USA Neutral Game	0-0
vs. Ranked Opponents	0-0
vs. Unranked Opponents	3-5
Leading-5 min. left	2-0
Trailing-5 min. left	0-5
Score tied-5 min. left	1-0
Herd outrebounds opp.	3-0
Herd outrebounded by opp.	0-5
Team rebounds are even	0-0
Herd scores more points in paint	2-0
Opp. scores more points in paint	1-4
Points in paint is even	0-1
Herd shoots 50% from floor	0-0
Herd shoots <50% from floor	3-5
Opp. shoots 50% from floor	0-1
Opp. shoots <50% from floor	3-4
Herd makes more FTs	3-1
Opp. makes more FTs	0-3
FTs are even	0-1
Herd has more TOs	1-2
Opp. has more TOs	1-1
TOs are even	1-2
Herd scores 60 points or less	0-4
Herd scores 61-69 points	0-0
Herd scores 70-79 points	1-1
Herd scores 80-89 points	2-0
Herd scores 90 points or more	0-0
Opp. scores 60 points or less	1-1
Opp. scores 61-69 points	2-2
Opp. scores 70-79 points	0-1
Opp. scores 80-89 points	0-0
Opp. scores 90 points or more	0-1
Two or less score 10+	0-3
Three or more score 10+	3-2
On Monday	0-0
On Tuesday	1-2
On Wednesday	0-1
On Thursday	1-0
On Friday	0-0
On Saturday	1-1
On Sunday	0-1
In November	2-4
In December	1-1
In January	0-0
In February	0-0
In March	0-0
Game decided by 5 pts or less	0-0
Game decided by 6-10 pts	1-2
Game decided by 11-20 pts	0-1
Game decided by 21 pts or more	2-2

THE LAST TIME...	
Scored 100 Points.....	vs. Kentucky Christian, 12/18/17 (W, 111-38)
Allowed 100 Points.....	at Morehead State, 11/13/15 (W, 104-101)
Scored 50 or Fewer Points.....	at Wisconsin, 12/4/18 (L, 67-49)
Scored 40 or Fewer Points.....	at No. 22 Kentucky, 11/26/17 (L, 69-39)
Allowed 40 or Fewer Points.....	29, vs. Bluefield State, 11/20/18 (W, 82-29)
Scored 50 Points in a Half.....	50 2nd H vs. Coppin State, 12/1/18 (W, 88-67)
Allowed 50 Points in a Half.....	56, 1st H at Bowling Green, 11/13/18 (L, 99-76)
Scored 20 or Fewer Points in a Half.....	16, 1st H at Rice, 2/22/18 (L, 87-44)
Allowed 20 or Fewer Points in a Half.....	19, 1st H vs. Bluefield State, 11/20/18 (W, 82-29)
Allowed 15 or Fewer Points in a Half.....	10, 2nd H vs. Bluefield State, 11/20/18 (W, 82-29)
Scored 30+ Points in a Quarter.....	32, 4th Q vs. Old Dominion, 2/23/16 (L, 94-85)
Allowed 30+ Points in a Quarter.....	30, 2nd Q at Bowling Green, 11/13/18 (L, 99-76)
Scored 10 or Fewer Points in a Quarter.....	10, 2nd Q at Wisconsin, 12/4/18 (L, 67-49)
Allowed 10 or Fewer Pts in a Quarter.....	7 (1st) vs. Coppin State, 12/1/18 (W, 88-67)
Made 40 Field Goals.....	46 vs. Kentucky Christian, 12/18/17 (W, 111-38)
Allowed 40 Field Goals.....	41, at Charlotte, 1/7/17 (L, 93-77)
Shot 60% From the Field.....	62.5% (55-88) vs. Maine Fort Kent, 12/20/16 (W, 136-62)
Shot 85% From the Foul Line*.....	89.5% (17-19) vs. UTSA, 2/8/18 (L, 72-59)
Shot 90% From the Foul Line*.....	93.8% (15-16) vs. MTSU, 1/26/18 (L, 73-57)
Shot 100% From the Foul Line *.....	100.0% (11-11) at North Texas, 2/24/18 (W, 62-54)
Opponent Shot <20% From Field.....	19.3%, vs. Bluefield College, 12/11/16 (W, 77-35)
Made 10-14 3-Pointers.....	11 at Bowling Green, 11/13/18 (L, 99-76)
Made 15+ 3-Pointers.....	16 vs. Coppin State, 12/1/18 (W, 88-67)
Shot 50% From Three.....	16-of-32 (50 %) vs. Coppin State, 12/1/18 (W, 88-67)
Allowed 10+ 3-Pointers.....	12 vs. Evansville, 11/29/18 (W, 72-65 OT)
Did Not Make a 3-Point FG.....	vs. George Washington, 12/2/10 (W, 64-61 2OT)
Did Not Attempt a 3-Point FG.....	vs. Wright State, 12/19/06 (W, 62-54)
Played an Overtime Game.....	vs. Evansville, 11/29/18 (W, 72-65 OT)
Won an Overtime Game.....	vs. Evansville, 11/29/18 (W, 72-65 OT)
Played a Ranked Team.....	at No. 22 Kentucky, 11/26/17 (L, 69-39)
Had 40-49 Rebounds.....	42 at Wisconsin, 12/4/18 (L, 67-49)
Had 50-59 Rebounds.....	54 vs. Kentucky Christian, 12/18/17 (W, 111-38)
Had 60+ Rebounds.....	63 vs. Evansville, 11/29/18 (W, 72-65 OT)
Had Fewer than 30 Rebounds.....	26 at Bowling Green, 11/13/18 (L, 99-76)
Allowed 50 Rebounds.....	68 at Wisconsin, 12/4/18 (L, 67-49)
Allowed Fewer Than 25 Rebounds.....	17 vs. Kentucky Christian, 12/18/17 (W, 111-38)
Had 20 Assists.....	24 vs. Coppin State, 12/1/18 (W, 88-67)
Had 10 or Fewer Turnovers.....	8 vs. FIU, 1/28/18 (W, 78-75)
Had 25 or More Turnovers.....	28 vs. Ohio, 11/22/17 (L, 54-52)
Forced 25 or More Turnovers.....	30 vs. Bluefield State, 11/20/18 (W, 82-29)
Had 5-9 Blocks.....	7 at Wisconsin, 12/4/18 (L, 67-49)
Had 10+ Blocks.....	11 vs. FIU, 12/30/16 (W, 70-52)
Had 15 Steals.....	19 vs. Bluefield State, 11/20/18 (W, 82-29)
Had Six or More Players in Double Figures.....	vs. Maine Fort Kent, 12/20/16 (W, 136-62)
.....	Gore-25, Brooks-22, Hamilton-22, Saintigene-18, Akers-14, Alexander-13
Had Five Players in Double Figures.....	vs. Bluefield College, 12/11/16 (W, 77-35)
.....	Shayna Gore-18, Talequia Hamilton-14, Kiana Evans-12, McKenzie Akers-10, Asheika Alexander-10
Had Four Players in Double Figures.....	vs. Coppin State, 12/1/18 (W, 88-67)
.....	Shayna Gore-27, Kristen Mayo-18, Taylor Porter-13, Ashley Saintigene-12
Had Two Score 20+ Points.....	vs. UTEP, 2/15/18 (W, 66-64)
.....	Talequia Hamilton-22, Shayna Gore-20
Had No Players in Double Figures.....	at Middle Tennessee, 2/19/14 (L, 75-36)
Had Two or More Players with a Double-Double.....	vs. Evansville, 11/28/18 (W, 72-65 OT)
.....	Khadaijia Brooks (19pts & 13rebs.) & Taylor Pearson (12 rebs. & 10pts)
Had Two Players with 10+ Rebs.....	vs. Ohio, 11/22/17 (L, 54-52)
.....	Asheika Alexander-14, Talequia Hamilton-10
Had Three or More Players with 10+ Rebs.....	vs. Evansville, 11/29/18 (W, 72-65 OT)
.....	Khadaijia Brooks-13, Taylor Pearson-12, Ashley Saintigene-11
No opposing players scored in double figures.....	vs. Bluefield State, 11/20/18 (W, 82-29)
Opposing starting five all in double figures.....	vs. Charlotte, 2/25/17 (L, 89-75)
Allowed 40+ bench points.....	40 at FAU, 1/5/18 (L, 79-59)
* Minimum of 5 free throws for free throw percentages	

THE LAST TIME...

A MARSHALL PLAYER...

Scored 20-29 Points..... Shayna Gore (27) vs. Coppin State, 12/1/18 (W, 88-67)
 Scored 30-39 Points..... Shayna Gore (34) at Bowling Green, 11/13/18 (L, 99-76)
 Scored 40+ Points..... Kristina Behnfeldt (40) vs. Ohio, 2/10/99 (L, 74-72)
 Had 15-19 Rebounds..... Ashley Saintigene (16) vs. Longwood, 11/10/17 (W, 90-45)
 Had 20+ Rebounds..... Catie Knable (21) vs. Bowling Green, 2/16/02 (W, 56-43)
 Had 10 Assists..... Norrishia Victrum (11) at Morehead State, 11/13/15 (W, 104-101)
 Had 5-9 Blocks..... Ashley Saintigene (6) vs. Longwood, 11/10/17 (W, 90-45)
 Had 10 Blocks..... Sharon Deal (12) vs. Youngstown St, 3/4/89 (W, 63-59)
 Had 5-9 Steals..... Kia Sivils (5) at Appalachian State, 11/25/18 (L, 74-52)
 Had 10 Steals..... Stephanie Wine (14) vs. Western Carolina, 1/23/95 (W, 72-69)
 Had a Double-Double..... vs. Evansville, 11/29/18 (W, 72-65)
Khadaijia Brooks (19pts & 13rebs.) & Taylor Pearson (12 rebs. & 10pts)
 Made 6-7 3-pointers..... Kristen Mayo (6-for-6) vs. Coppin State, 12/1/18 (W, 88-67)
 Made 8+ 3-pointers..... Shayna Gore (8) at Charlotte, 2/2/18 (L, 67-61)

AN OPPOSING PLAYER...

Scored 20-29 Points..... Marley Miller (20) vs. Evansville, 11/29/18 (W, 72-65 OT)
 Scored 30-39 Points..... Morgan McMillen (32) at Bowling Green, 11/13/18 (L, 99-76)
 Scored 40+ Points..... Jennie Simms (43) at ODU, 1/1/17 (L, 73-69)
 Had 15 Rebounds..... Bayley Plummer (21) at Appalachian State, 11/25/18 (L, 74-52)
 Had 10 Assists..... Kendall Noble (10) vs. WKU, 2/11/17 (L, 78-64)
 Had 5 Blocks..... Abby Brockmeyer (5) at Southern Illinois, 11/17/18 (L, 58-49)
 Had 5 Steals..... Ivy & Tashia Brown (5) at WKU, 2/17/18 (L, 77-50)
 Had a Double-Double..... Imani Lewis (11pts & 14 rebs) at Wisconsin, 12/4/18 (L, 67-49)
 Had Two Players with a Double-Double..... at WKU, 2/17/18 (L, 77-50)
Ivy Brown (26pts & 10 rebs.) & Raneem Elgedawy (12pts & 10 rebs.)
 Had a Triple-Double..... Kendall Noble (17pts-11rebs-10ast.) vs. WKU, 3/10/16 (W, 66-63)
 Made 6-7 3-pointers..... Marley Miller (6-of-8) vs. Evansville, 11/29/18 (W, 72-65 OT)
 Made 8+ 3-pointers..... Morgan McMillen (8-of-11) at Bowling Green, 11/13/18 (L, 99-76)





HEAD COACH TONY KEMPER

2nd season • @CoachTonyKemper



Fort Hays State '01

Marshall Director of Athletics Mike Hamrick has elevated associate head coach Tony Kemper to head women's basketball coach, the department announced Friday, March 17, 2017.

Kemper has been with the Thundering Herd for seven seasons and now second as the head coach and his record coming into 2018-19 is 9-20.

During his time at Marshall, Kemper has assisted in rebuilding a program that progressively increased its win total over the first four seasons - from 9 to 11 to 17 to 21 wins in the 2015-16 season. That 2015-16 win total was the most for Thundering Herd Women's Basketball in 29 seasons and, for the first time in school history, yielded a first-team All-Conference USA student-athlete for Marshall in Leah Scott.

He helped lead Marshall to two of only three postseason berths in the program's NCAA history, including its first postseason win in 2014-15 (WBI) and WNIT berth in 2015-16.

Kemper has also been heavily involved in the Thundering Herd's recruiting and academic success, helping sign the 34th-ranked class in 2017 and its group in 2015, which came in 52nd.

In the classroom, the program has placed 28 members on the Conference USA Commissioner's Honor Roll (3.0 cumulative GPA or better) and three more were given the Commissioner's Academic Medal (3.75).

Kemper came to Marshall from Central Arkansas, where he coached with now-former Marshall head coach Matt Daniel for three seasons.

"I am very appreciative and excited for the opportunity to lead the women's basketball program at Marshall," said Kemper. "I want to thank our President, Dr. Jerry Gilbert, Mike Hamrick and (Senior Women's Administrator) Beatrice Crane Banford for trusting in my ability to continue the progress our program made under Coach Daniel."

"It is such a privilege to continue working with student-athletes who I have had a hand in recruiting to Huntington, a community that my family values greatly. There are many good people and players here now, and also on the way, who can help make us a consistent winner."

At UCA, Kemper helped the Sugar Bears to their first Division I conference title and three seasons of at least 21 wins.

His tutelage of inside players helped gain two Southland Player of the Year honors and a Defensive Player of the Year.

Before joining the women's staff, Kemper served as an assistant coach for the Central Arkansas men's basketball program for four years.

Two professional players emerged from UCA during those seasons -- the leading scorer in Portugal's Proliga pro league in 2011, Nate Bowie, and professional center Durell Nevels.

Prior to UCA, Kemper was an assistant coach at Hutchinson (Kansas) Community College - one of the nation's most successful junior college programs.

At Hutchinson, he oversaw day-to-day operations and directed the Blue Dragons' strength and conditioning efforts while also serving as a mathematics and physical education instructor.

The Logan, Kansas, native also held the head coaching spot at Quivira Heights High School in Bushton in 2003-04, guiding QHHS to a No. 1 seed to the regional tournament.

His coaching career began in 2002-03 as an assistant at Hill City (Kansas) High School.

"The best person for this job is Tony Kemper," said Hamrick. "He is a man of character who has been instrumental in the program's growth over the past five seasons. Marshall Women's Basketball will be in good hands under his leadership."

Kemper received a bachelor's degree in finance from Fort Hays State University in 2001 and a BBA in Business Education in 2003. He also earned a master's degree in organizational leadership from Fort Hays in 2008.

Kemper and his wife Sandra, a professor at Marshall in the Communications Disorders Department, live in Huntington with sons Brayden and Landry and daughter Jolie.



0 Kia Sivils

Career Superlatives		
	Sea.	Car.
10+ Pts:	1	1
20+ Pts:	0	0
5+ Rebs:	2	2
10+ Rebs:	0	0
5+ Asts:	0	0
2+ Blks:	0	0
2+ Stls:	5	5
Double-D:	0	0

2018-19 Marshall Women's Basketball
Marshall Individual Game-by-Game (as of Dec 04, 2018)
All games

#00 SIVILS, Kia

CAREER HIGHS

POINTS

S:.....12 at BGSU, 11/13/18
C:12 at BGSU, 11/13/18

FIELD GOALS

S:.....5 at BGSU, 11/13/18
C:5 at BGSU, 11/13/18

FGA

S:.....8 at BGSU, 11/13/18
C:8 at BGSU, 11/13/18

3-POINTERS

S:.....2 at BGSU, 11/13/18
C:2 at BGSU, 11/13/18

3PTA

S:.....3 at BGSU, 11/13/18
C:3 at BGSU, 11/13/18

FREE THROWS

S:.....3 at Wisconsin, 12/4/18
C:3 at Wisconsin, 12/4/18

FTA

S:.....4 at Wisconsin, 12/4/18
C:4 at Wisconsin, 12/4/18

REBOUNDS

S:6 2x last vs. Coppin State, 12/1/18
C:6 2x last vs. Coppin State, 12/1/18

ASSISTS

S:.....3 2x last vs. BSC, 11/20/18
C:3 2x last vs. BSC, 11/20/18

BLOCKS

S:1 3x last vs. Coppin State, 12/1/18
C:1 3x last vs. Coppin State, 12/1/18

STEALS

S:.....5 at App. State, 11/25/18
C:5 at App. State, 11/25/18

MINUTES

S:.....32 vs. Evansville, 11/29/18
C:32 vs. Evansville, 11/29/18

Opponent	Date	gs	min	Total		3-Pointers		Free throws		Rebounds				pf	a	t/o	blk	stl	pts	avg
				fg-fga	pct	3fg-fga	pct	ft-fa	pct	off	def	tot	avg							
INDIANA STATE	11/7/18		15	1-3	.333	0-0	.000	0-2	.000	0	1	1	1.0	4	0	3	1	2	2	2.0
at Bowling Green	11/13/18		25	5-8	.625	2-3	.667	0-2	.000	0	0	0	0.5	0	3	0	0	3	12	7.0
at Southern Illinois	11/17/18		25	2-7	.286	0-2	.000	0-2	.000	5	1	6	2.3	2	0	3	0	2	4	6.0
BLUEFIELD STATE	11/20/18		21	1-6	.167	0-2	.000	2-2	1.000	1	3	4	2.8	1	3	0	0	1	4	5.5
at Appalachian State	11/25/18		21	0-3	.000	0-1	.000	0-0	.000	2	0	2	2.6	3	4	2	0	5	0	4.4
EVANSVILLE	11/29/18		32	1-4	.250	0-0	.000	0-0	.000	3	1	4	2.8	0	2	1	1	2	2	4.0
COPPIN STATE	12/1/18		22	1-1	1.000	1-1	1.000	0-2	.000	4	2	6	3.3	3	3	3	1	0	3	3.9
at Wisconsin	12/04/18		20	0-3	.000	0-1	.000	3-4	.750	2	2	4	3.4	0	1	0	0	0	3	3.8
Totals		0	181	11-35	.314	3-10	.300	5-14	.357	17	10	27	3.4	13	16	12	3	15	30	3.8

Games played: 8
Minutes/game: 22.6
Points/game: 3.8
FG Pct: 31.4
3FG Pct: 30.0
FT Pct: 35.7

Rebounds/game: 3.4
Assists/game: 2.0
Turnovers/game: 1.5
Assist/turnover ratio: 1.3
Steals/game: 1.9
Blocks/game: 0.4

CAREER STATISTICS

Season	gp-gs	min/avg	Total		3-Point		F-Throws		Rebounds				Scoring					
			fg-fga	pct	fg-fga	pct	ft-fa	pct	off	def	tot	avg	pf	fo	ast	to	blk	stl
2018-19	8-0	181/22.6	11-35	.314	3-10	.300	5-14	.357	17	10	27	3.4	13	0	16	12	3	15
TOTAL	8-0	181/22.6	11-35	.314	3-10	.300	5-14	.357	17	10	27	3.4	13	0	16	12	3	15



1 JOVANA VUCETIC

Career Superlatives		
	Sea.	Car.
10+ Pts:	0	0
20+ Pts:	0	0
5+ Rebs:	1	2
10+ Rebs:	0	0
5+ Asts:	0	0
2+ Blks:	0	0
2+ Stls:	0	0
Double-D:	0	0

2018-19 Marshall Women's Basketball
Marshall Individual Game-by-Game (as of Dec 04, 2018)
All games

#01 VUCETIC, Jovana

CAREER HIGHS

POINTS

S:..... 3 vs. Coppin State, 12/1/18
C: 8 vs. MFK, 12/20/16

FIELD GOALS

S:1 2x last vs. Coppin State, 12/1/18
C: 4 vs. MFK, 12/20/16

FGA

S:2 2x last vs. Coppin State, 12/1/18
C: 6 vs. KCU, 12/18/17

3-POINTERS

S:..... 1 vs. Coppin State, 12/1/18
C: 1 vs. Coppin State, 12/1/18

3PTA

S:..... 2 vs. Coppin State, 12/1/18
C: 2 vs. Coppin State, 12/1/18

FREE THROWS

S:..... N/A
C: 2 vs. Winthrop, 11/30/17

FTA

S:..... N/A
C: 2 2x, last vs. Winthrop, 11/30/17

REBOUNDS

S:.... 2 vs. Bluefield State, 11/20/18
C: 8 vs. KCU, 12/18/17

ASSISTS

S:.... 1 vs. Bluefield State, 11/20/18
C: 1 4x last at WKU, 2/17/18

BLOCKS

S:..... N/A
C: 1 3x, last vs. Winthrop, 11/30/17

STEALS

S:..... N/A
C: 1 3x, last vs. KCU, 12/18/17

MINUTES

S:..... 7 vs. Indiana State, 11/7/18
C: 19 vs. MFK, 12/20/16

Opponent	Date	gs	min	Total		3-Pointers		Free throws		Rebounds				pf	a	t/o	blk	stl	pts	avg
				fg-fga	pct	3fg-fga	pct	ft-fita	pct	off	def	tot	avg							
INDIANA STATE	11/7/18	7		0-1	.000	0-0	.000	0-0	.000	0	0	0	0.0	2	0	1	0	0	0	0.0
at Southern Illinois	11/17/18	2		0-0	.000	0-0	.000	0-0	.000	0	0	0	0.0	0	0	0	0	0	0	0.0
BLUEFIELD STATE	11/20/18	5		1-2	.500	0-0	.000	0-0	.000	2	0	2	0.7	0	1	1	0	0	2	0.7
at Appalachian State	11/25/18	dnp		-	-	-	-	-	-	-	-	-	-	-	-	-	-	-	-	-
EVANSVILLE	11/29/18	dnp		-	-	-	-	-	-	-	-	-	-	-	-	-	-	-	-	-
COPPIN STATE	12/1/18	2		1-2	.500	1-2	.500	0-0	.000	0	0	0	0.5	0	0	0	0	0	3	1.3
at Wisconsin	12/04/18	1		0-0	.000	0-0	.000	0-0	.000	0	0	0	0.4	0	0	0	0	0	0	1.0
Totals		0	17	2-5	.400	1-2	.500	0-0	.000	2	0	2	0.4	2	1	2	0	0	5	1.0

Games played: 5
Minutes/game: 3.4
Points/game: 1.0
FG Pct: 40.0
3FG Pct: 50.0

Rebounds/game: 0.4
Assists/game: 0.2
Turnovers/game: 0.4
Assist/turnover ratio: 0.5

CAREER STATISTICS

			Total		3-Point		F-Throws		Rebounds										Scoring	
Season	gp-gs	min/avg	fg-fga	pct	fg-fga	pct	ft-fita	pct	off	def	tot	avg	pf	fo	ast	to	blk	stl	pts	avg
2016-17	8-0	40/5.0	4-9	.444	0-2	.000	1-2	.500	2	8	10	1.3	3	0	1	5	2	2	9	1.1
2017-18	11-0	56/5.1	2-10	.200	0-4	.000	3-4	.750	5	7	12	1.1	9	0	3	2	1	1	7	0.6
2018-19	5-0	17/3.4	2-5	.400	1-2	.500	0-0	.000	2	0	2	0.4	2	0	1	2	0	0	5	1.0
TOTAL	24-0	113/4.7	8-24	.333	1-8	.125	4-6	.667	9	15	24	1.0	14	0	5	9	3	3	21	0.9



2 LOGAN FRALEY

Career Superlatives		
	Sea.	Car.
10+ Pts:	0	2
20+ Pts:	0	0
5+ Rebs:	0	5
10+ Rebs:	0	1
5+ Asts:	0	1
2+ Blks:	0	1
2+ Stls:	0	4
Double-D:	0	1

2017-18 season

#02 FRALEY, Logan

CAREER HIGHS

POINTS

S:..... N/A

C:13 vs. Rice, 1/16/16

FIELD GOALS

S:..... N/A

C: 4 2x last vs. Longwood, 11/10/17

FGA

S:..... N/A

C: 8 3x last at FIU, 1/7/18

3-POINTERS

S:..... N/A

C:4 vs. Rice, 1/16/16

3PTA

S:..... N/A

C: 8 2x last at FIU, 1/7/18

FREE THROWS

S:..... N/A

C: 2 5x last vs FIU, 1/28/18

FTA

S:..... N/A

C:5 at WKU, 1/2/16

REBOUNDS

S:..... N/A

C:10 vs. Longwood, 11/10/17

ASSISTS

S:..... N/A

C:5 vs. Longwood, 11/10/17

BLOCKS

S:..... N/A

C: 1 7x, last at CSU, 11/19/17

STEALS

S:..... N/A

C:3 at North Texas, 3/4/17

MINUTES

S:..... N/A

C:34 at North Texas, 2/24/18

Opponent	Date	qs	min	Total		3-Pointers		Free throws		Rebounds				pts			
				fg-fga	pct	3fg-fga	pct	ft-fa	pct	off	def	tot	avg	pf	a	t/o	blk
LONGWOOD	11/10/17	*	25	4-8	.500	3-6	.500	0-0	.000	4	6	10	10.0	1	5	2	0
PENN STATE	11/15/17	*	21	0-3	.000	0-2	.000	0-0	.000	0	1	1	5.5	1	1	0	0
at Cleveland State	11/19/17	*	16	1-3	.333	0-2	.000	0-2	.000	0	1	1	4.0	5	1	1	0
OHIO	11/22/17	*	26	2-6	.333	1-3	.333	0-2	.000	0	2	2	3.5	3	0	1	0
at Kentucky	11/26/17	dnp	-	-	-	-	-	-	-	-	-	-	-	-	-	-	-
WINTHROP	11/30/17	dnp	-	-	-	-	-	-	-	-	-	-	-	-	-	-	-
SOUTHERN ILLINOIS	12/2/17	dnp	-	-	-	-	-	-	-	-	-	-	-	-	-	-	-
MORGAN STATE	12/6/17	dnp	-	-	-	-	-	-	-	-	-	-	-	-	-	-	-
at Florida	12/10/17	dnp	-	-	-	-	-	-	-	-	-	-	-	-	-	-	-
APP	12/16/17		2	0-0	.000	0-0	.000	0-0	.000	0	1	1	3.0	1	0	0	0
KY. CHRISTIAN	12/18/17		7	0-1	.000	0-1	.000	0-0	.000	0	0	0	2.5	0	1	0	0
at TSU Lady Tigers	12/21/17		4	0-0	.000	0-0	.000	0-0	.000	0	0	0	2.1	1	0	0	0
ALICE LLOYD	12/30/17		17	1-2	.500	1-2	.500	0-0	.000	2	3	5	2.5	3	2	0	0
at FAU	01/05/18		20	0-3	.000	0-3	.000	0-2	.000	0	5	5	2.8	2	0	1	0
at FIU	01/07/18		19	2-8	.250	2-8	.250	0-0	.000	0	1	1	2.6	1	0	0	0
LOUISIANA TECH	1/13/18	*	27	3-5	.600	3-5	.600	0-0	.000	0	1	1	2.5	2	1	0	0
at Old Dominion	01/18/18	*	31	2-5	.400	1-4	.250	0-0	.000	0	2	2	2.4	2	1	0	0
WESTERN KENTUCKY	01/21/18	*	31	1-8	.125	0-4	.000	0-0	.000	1	0	1	2.3	1	3	1	0
MIDDLE TENNESSEE	1/26/18	*	29	3-4	.750	3-4	.750	0-0	.000	0	1	1	2.2	3	1	0	0
FIU	01/28/18	*	26	1-3	.333	1-3	.333	2-3	.667	0	2	2	2.2	1	0	0	0
at Charlotte	02/02/18	*	28	0-1	.000	0-1	.000	0-0	.000	0	1	1	2.1	3	3	0	1
at Southern Miss	02/04/18	*	31	3-8	.375	3-6	.500	0-0	.000	0	0	0	2.0	5	2	2	0
UTSA	2/8/18	*	17	1-4	.250	1-3	.333	0-0	.000	1	1	2	2.0	4	1	1	0
UAB	2/10/18	*	34	2-3	.667	2-3	.667	0-1	.000	0	0	0	1.9	3	2	1	0
UTEP	02/15/18	*	22	2-5	.400	2-4	.500	0-0	.000	0	1	1	1.9	4	0	0	0
at Western Kentucky	02/17/18	*	31	3-7	.429	2-5	.400	1-1	1.000	0	1	1	1.8	2	0	1	0
at Rice	02/22/18	*	30	2-5	.400	2-4	.500	0-0	.000	0	2	2	1.8	3	0	1	0
at North Texas	2/24/18	*	34	3-4	.750	2-3	.667	0-0	.000	0	3	3	1.9	3	1	0	1
FAU	03/01/18	*	31	2-6	.333	1-4	.250	0-0	.000	0	5	5	2.0	4	2	0	1
Totals			18	559	38-102	.373	30-80	.375	3-11	.273	8	40	48	2.0	58	27	12

Games played: 24

Minutes/game: 23.3

Points/game: 4.5

FG Pct: 37.3

3FG Pct: 37.5

FT Pct: 27.3

Rebounds/game: 2.0

Assists/game: 1.1

Turnovers/game: 0.5

Assist/turnover ratio: 2.3

Steals/game: 0.4

Blocks/game: 0.3

CAREER STATISTICS

Season	gp-gs		min/avg		Total		3-Point		F-Throws		Rebounds				Scoring			
					fg-fga	pct	fg-fga	pct	ft-fa	pct	off	def	tot	avg	pf	fo	ast	to
2015-16	29	0	333	11.5	27-63	.429	24-59	.407	7-11	.636	3	30	33	1.1	40	0	19	7
2016-17	30	6	478	15.9	26-76	.342	20-61	.328	6-8	.750	5	32	37	1.2	39	0	17	13
2017-18	24	18	559	23.3	38-102	.373	30-80	.375	3-11	.273	8	40	48	2.0	58	2	27	12
TOTAL	83	24	1370	16.5	91-241	.378	74-200	.370	16-30	.533	16	102	118	1.4	137	2	63	32



5 Princess Clemons

Career Superlatives		
	Sea.	Car.
10+ Pts:	0	0
20+ Pts:	0	0
5+ Rebs:	2	2
10+ Rebs:	0	0
5+ Asts:	0	0
2+ Blks:	0	0
2+ Stls:	3	3
Double-D:	0	0

2018-19 Marshall Women's Basketball Marshall Individual Game-by-Game (as of Dec 04, 2018) All games

#05 CLEMONS, Princess

CAREER HIGHS

POINTS

S:..... 6 vs. Bluefield State, 11/20/18

C: 6 vs. Bluefield State, 11/20/18

FIELD GOALS

S:..... 3 vs. Bluefield State, 11/20/18

C: 3 vs. Bluefield State, 11/20/18

FGA

S:..5 3x last at App. State, 11/25/18

C: .5 3x last at App. State, 11/25/18

3-POINTERS

S:.....1 at BGSU, 11/13/18

C:1 at BGSU, 11/13/18

3PTA

S:..3 2x last at App. State, 11/25/18

C: .3 2x last at App. State, 11/25/18

FREE THROWS

S:..... 2 at SIU, 11/17/18

C: 2 at SIU, 11/17/18

FTA

S:.... 2 4x last at Wisconsin, 12/4/18

C: 2 4x last at Wisconsin, 12/4/18

REBOUNDS

S:.... 8 vs. Bluefield State, 11/20/18

C: 8 vs. Bluefield State, 11/20/18

ASSISTS

S:.... 3 vs. Bluefield State, 11/20/18

C: 3 vs. Bluefield State, 11/20/18

BLOCKS

S:.... 1 3x last at Wisconsin, 12/4/18

C: 1 3x last at Wisconsin, 12/4/18

STEALS

S:..... 2 3x last vs. BSC, 11/20/18

C: 2 3x last vs. BSC, 11/20/18

MINUTES

S:.....20 at BGSU, 11/13/18

C:20 at BGSU, 11/13/18

Opponent	Date	qs	min	Total		3-Pointers		Free throws		Rebounds				pf	a	t/o	blk	stl	pts	avg
				fg-fga	pct	3fg-fga	pct	ft-fa	pct	off	def	tot	avg							
INDIANA STATE	11/7/18		11	0-3	.000	0-0	.000	1-2	.500	2	2	4	4.0	1	0	2	1	2	1	1.0
at Bowling Green	11/13/18		20	1-3	.333	1-3	.333	0-0	.000	2	3	5	4.5	3	2	0	1	2	3	2.0
at Southern Illinois	11/17/18		12	1-5	.200	0-2	.000	2-2	1.000	0	1	1	3.3	1	0	1	0	0	4	2.7
BLUEFIELD STATE	11/20/18		16	3-5	.600	0-2	.000	0-2	.000	3	5	8	4.5	2	3	2	0	2	6	3.5
at Appalachian State	11/25/18		17	0-5	.000	0-3	.000	0-0	.000	0	3	3	4.2	1	2	2	0	0	0	2.8
EVANSVILLE	11/29/18		7	0-1	.000	0-1	.000	0-0	.000	0	1	1	3.7	1	0	1	0	0	0	2.3
COPPIN STATE	12/1/18		8	0-0	.000	0-0	.000	0-0	.000	1	2	3	3.6	0	0	1	0	0	0	2.0
at Wisconsin	12/04/18		9	0-2	.000	0-1	.000	1-2	.500	2	2	4	3.6	3	0	1	1	0	1	1.9
Totals		0	100	5-24	.208	1-12	.083	4-8	.500	10	19	29	3.6	12	7	10	3	6	15	1.9

Games played: 8

Minutes/game: 12.5

Points/game: 1.9

FG Pct: 20.8

3FG Pct: 8.3

FT Pct: 50.0

Rebounds/game: 3.6

Assists/game: 0.9

Turnovers/game: 1.3

Assist/turnover ratio: 0.7

Steals/game: 0.8

Blocks/game: 0.4

CAREER STATISTICS

Season	gp-gs	min/avg	Total		3-Point		F-Throws		Rebounds				Scoring					
			fg-fga	pct	fg-fga	pct	ft-fa	pct	off	def	tot	avg	pf	fo	ast	to	blk	stl
2018-19	8-0	100/12.5	5-24	.208	1-12	.083	4-8	.500	10	19	29	3.6	12	0	7	10	3	6
TOTAL	8-0	100/12.5	5-24	.208	1-12	.083	4-8	.500	10	19	29	3.6	12	0	7	10	3	6



10 ASHLEY SAINTIGENE

Career Superlatives		
	Sea.	Car.
10+ Pts:	1	5
20+ Pts:	0	0
5+ Rebs:	2	33
10+ Rebs:	1	7
5+ Asts:	0	0
2+ Blks:	3	22
2+ Stls:	0	3
Double-D:	0	3

2018-19 Marshall Women's Basketball Marshall Individual Game-by-Game (as of Dec 04, 2018) All games

#10 SAINTIGENE, Ashley

CAREER HIGHS

POINTS

S:..... 12 vs. Coppin State, 12/1/18

C: 18 vs. MFK, 12/20/16

FIELD GOALS

S:..... 4 vs. Coppin State, 12/1/18

C: 8 vs. MFK, 12/20/16

FGA

S:..... 7 2x last at Wisconsin, 12/4/18

C: 12 vs. MFK, 12/20/16

3-POINTERS

S:..... N/A

C: N/A

3PTA

S:..... N/A

C: N/A

FREE THROWS

S:..... 4 vs. Coppin State, 12/1/18

C: 4 vs. Coppin State, 12/1/18

FTA

S:..... 7 vs. Coppin State, 12/1/18

C: 7 2x last vs. Coppin State, 12/1/18

REBOUNDS

S:..... 11 vs. Evansville, 11/29/18

C: 16 vs. Longwood, 11/10/17

ASSISTS

S:..... 1 vs. Coppin State, 12/1/18

C: 3 vs. MFK, 12/20/16

BLOCKS

S:..... 3 2x last at Wisconsin, 12/4/18

C: 6 vs. Longwood, 11/10/17

STEALS

S:..... N/A

C: 4 vs. SIU, 12/2/17

MINUTES

S:..... 20 at Wisconsin, 12/4/18

C: 33 vs. SIU, 12/2/17

Opponent	Date	qs	min	Total		3-Pointers		Free throws		Rebounds				pf	a	t/o	blk	stl	pts	avg
INDIANA STATE	11/7/18		dnp	-	-	-	-	-	-	-	-	-	-	-	-	-	-	-	-	-
at Southern Illinois	11/17/18		dnp	-	-	-	-	-	-	-	-	-	-	-	-	-	-	-	-	-
BLUEFIELD STATE	11/20/18		dnp	-	-	-	-	-	-	-	-	-	-	-	-	-	-	-	-	-
at Appalachian State	11/25/18		10	3-7	.429	0-0	.000	0-0	.000	1	1	2	2.0	4	0	3	1	0	6	6.0
EVANSVILLE	11/29/18		19	3-6	.500	0-0	.000	0-0	.000	6	5	11	6.5	2	0	3	3	0	6	6.0
COPPIN STATE	12/1/18		17	4-6	.667	0-0	.000	4-7	.571	1	1	2	5.0	3	1	1	2	0	12	8.0
at Wisconsin	12/04/18		20	2-7	.286	0-0	.000	0-2	.000	2	4	6	5.3	4	0	1	3	0	4	7.0
Totals		0	66	12-26	.462	0-0	.000	4-9	.444	10	11	21	5.3	13	1	8	9	0	28	7.0

Games played: 4

Minutes/game: 16.5

Points/game: 7.0

FG Pct: 46.2

FT Pct: 44.4

Rebounds/game: 5.3

Assists/game: 0.3

Turnovers/game: 2.0

Assist/turnover ratio: 0.1

Blocks/game: 2.3

CAREER STATISTICS

Season	gp-gs		min/avg		Total		3-Point		F-Throws		Rebounds				Scoring					
					fg-fga	pct	fg-fga	pct	ft-fa	pct	off	def	tot	avg	pf	fo	ast	to	blk	stl
2016-17	29	1	439	15.1	60-114	.526	0-0	.000	13-58	.224	87	88	175	6.0	73	2	14	50	42	10
2017-18	12	6	252	21.0	34-62	.548	0-0	.000	6-15	.400	31	50	81	6.8	29	1	9	23	22	9
TOTAL	41	7	691	16.9	94-176	.534	0-0	.000	19-73	.260	118	138	256	6.2	102	3	23	73	64	19



11 TAYLOR PORTER

Career Superlatives		
	Sea.	Car.
10+ Pts:	5	23
20+ Pts:	0	1
5+ Rebs:	4	19
10+ Rebs:	0	0
5+ Asts:	1	1
2+ Blks:	1	1
2+ Stls:	1	17
Double-D:	0	0

2018-19 Marshall Women's Basketball Marshall Individual Game-by-Game (as of Dec 04, 2018) All games

#11 PORTER, Taylor

CAREER HIGHS

POINTS

S:..... 16 at Wisconsin, 12/4/18
C: 24 at Penn State, 12/3/16

FIELD GOALS

S:..... 6 at Wisconsin, 12/4/18
C: 7 vs. Charlotte, 2/8/17

FGA

S:.... 13 vs. Bluefield State, 11/20/18
C: 16 vs. Charlotte, 2/8/17

3-POINTERS

S:..... 3 at Wisconsin, 12/4/18
C: 4, 3x last at Penn St., 12/3/16

3PTA

S:..... 8 vs. Bluefield State, 11/20/18
C: 9 at Penn State, 12/3/16

FREE THROWS

S:..... 5 vs. Coppin State, 12/1/18
C: 8, 2x last at Penn St., 12/3/16

FTA

S:..... 5 vs. Coppin State, 12/1/18
C: 9 vs. MT, 2/27/16

REBOUNDS

S:.... 8 2x last at Wisconsin, 12/4/18
C: ... 8 3x last at Wisconsin, 12/4/18

ASSISTS

S:..... 5 vs. Coppin State, 12/1/18
C: 5 vs. Coppin State, 12/1/18

BLOCKS

S:..... 2 vs. Coppin State, 12/1/18
C: 2 vs. Coppin State, 12/1/18

STEALS

S:.... 5 vs. Bluefield State, 11/20/18
C: 5 vs. Bluefield State, 11/20/18

MINUTES

S:..... 30 at Wisconsin, 12/4/18
C: ... 37, 2x last at Penn St., 12/3/16

Opponent	Date	gs	min	Total		3-Pointers		Free throws		Rebounds				pf	a	t/o	blk	stl	pts	avg
				fg-fga	pct	3fg-fga	pct	ft-fa	pct	off	def	tot	avg							
INDIANA STATE	11/7/18	*	21	2-9	.222	1-5	.200	0-0	.000	1	2	3	3.0	4	1	3	1	1	5	5.0
at Bowling Green	11/13/18	*	24	3-12	.250	1-6	.167	3-4	.750	2	2	4	3.5	2	0	2	0	1	10	7.5
at Southern Illinois	11/17/18	*	27	3-10	.300	0-4	.000	2-2	1.000	2	6	8	5.0	2	1	1	0	1	8	7.7
BLUEFIELD STATE	11/20/18	*	28	4-13	.308	2-8	.250	2-2	1.000	4	1	5	5.0	1	0	0	0	5	12	8.8
at Appalachian State	11/25/18	*	24	1-7	.143	0-2	.000	0-0	.000	1	4	5	5.0	4	0	1	0	0	2	7.4
EVANSVILLE	11/29/18	*	25	1-5	.200	0-2	.000	0-0	.000	2	1	3	4.7	1	1	1	0	1	2	6.5
COPPIN STATE	12/1/18	*	26	3-9	.333	2-7	.286	5-5	1.000	0	2	2	4.3	5	5	2	2	0	13	7.4
at Wisconsin	12/04/18	*	30	6-12	.500	3-5	.600	1-1	1.000	2	6	8	4.8	4	1	3	0	0	16	8.5
Totals		8	205	23-77	.299	9-39	.231	13-14	.929	14	24	38	4.8	23	9	13	3	9	68	8.5

Games played: 8

Minutes/game: 25.6

Points/game: 8.5

FG Pct: 29.9

3FG Pct: 23.1

FT Pct: 92.9

Rebounds/game: 4.8

Assists/game: 1.1

Turnovers/game: 1.6

Assist/turnover ratio: 0.7

Steals/game: 1.1

Blocks/game: 0.4

CAREER STATISTICS

			Total		3-Point		F-Throws		Rebounds										Scoring	
Season	gp-gs	min/avg	fg-fga	pct	fg-fga	pct	ft-fa	pct	off	def	tot	avg	pf	fo	ast	to	blk	stl	pts	avg
2015-16	32-28	865/27.0	85-215	.395	41-121	.339	53-61	.869	23	63	86	2.7	78	1	53	47	0	38	264	8.3
2016-17	21-12	531/25.3	59-177	.333	29-91	.319	30-39	.769	9	57	66	3.1	46	0	37	42	4	24	177	8.4
2018-19	8-8	205/25.6	23-77	.299	9-39	.231	13-14	.929	14	24	38	4.8	23	1	9	13	3	9	68	8.5
TOTAL	61-48	1601/26.2	167-469	.356	79-251	.315	96-114	.842	46	144	190	3.1	147	2	99	102	7	71	509	8.3



14 SHAYNA GORE

Career Superlatives		
	Sea.	Car.
10+ Pts:	6	77
20+ Pts:	3	32
30+ Pts:	1	2
5+ Rebs:	4	20
10+ Rebs:	0	1
5+ Asts:	1	10
2+ Blks:	1	1
2+ Stls:	4	41
Double-D:	0	1

2018-19 Marshall Women's Basketball Marshall Individual Game-by-Game (as of Dec 04, 2018)

All games

#14 GORE, Shayna

CAREER HIGHS

POINTS

S:.....34 at BGSU, 11/13/18

C:34 at BGSU, 11/13/18

FIELD GOALS

S:.....11 at BGSU, 11/13/18

C:12 at Charlotte, 2/2/18

FGA

S:.....21 at BGSU, 11/13/18

C: 26 vs. Charlotte, 3/8/17

3-POINTERS

S:.....6 at BGSU, 11/13/18

C:8 at Charlotte, 2/2/18

3PTA

S:13 2x last vs. Coppin State, 12/1/18

C:14 at Charlotte, 2/2/18

FREE THROWS

S:6 3x last vs. Coppin State, 12/1/18

C: 8, 3x last at WKU, 2/17/18

FTA

S:.....7 vs. Coppin State, 12/1/18

C:10 2x, last vs. USM, 2/2/17

REBOUNDS

S:.....8 vs. Coppin State, 12/1/18

C: 10 vs. FIU, 1/28/18

ASSISTS

S:.....9 vs. Coppin State, 12/1/18

C:9 vs. Coppin State, 12/1/18

BLOCKS

S:.....2 at App. State, 11/25/18

C: 2 at App. State, 11/25/18

STEALS

S:.....4 at BGSU, 11/13/18

C:7 vs. KCU, 12/18/17

MINUTES

S:.....37 vs. Evansville, 11/29/18

C:39 2x last vs UTSA, 2/8/18

Opponent	Date	qs	min	Total		3-Pointers		Free throws		Rebounds										
				fg-fga	pct	3fg-fga	pct	ft-fa	pct	off	def	tot	avg	pf	a	t/o	blk	stl	pts	avg
INDIANA STATE	11/7/18	*	34	3-14	.214	2-8	.250	4-4	1.000	0	5	5	5.0	4	2	2	0	1	12	12.0
at Bowling Green	11/13/18	*	33	11-21	.524	6-13	.462	6-6	1.000	0	3	3	4.0	2	2	0	0	4	34	23.0
at Southern Illinois	11/17/18	*	28	2-14	.143	1-8	.125	0-0	.000	0	1	1	3.0	3	3	0	1	1	5	17.0
BLUEFIELD STATE	11/20/18	*	27	7-11	.636	3-6	.500	5-5	1.000	1	4	5	3.5	1	2	1	0	2	22	18.3
at Appalachian State	11/25/18	*	30	2-10	.200	1-4	.250	3-4	.750	0	4	4	3.6	2	2	1	2	2	8	16.2
EVANSVILLE	11/29/18	*	37	4-18	.222	4-10	.400	6-6	1.000	0	6	6	4.0	3	4	0	0	2	18	16.5
COPPIN STATE	12/1/18	*	33	8-18	.444	5-13	.385	6-7	.857	0	8	8	4.6	1	9	4	1	0	27	18.0
at Wisconsin	12/04/18	*	33	5-14	.357	4-8	.500	2-2	1.000	0	1	1	4.1	2	1	3	0	2	16	17.8
Totals			8	255	42-120	.350	26-70	.371	32-34	.941	1	32	33	4.1	18	25	11	4	142	17.8

Games played: 8

Minutes/game: 31.9

Points/game: 17.8

FG Pct: 35.0

3FG Pct: 37.1

FT Pct: 94.1

Rebounds/game: 4.1

Assists/game: 3.1

Turnovers/game: 1.4

Assist/turnover ratio: 2.3

Steals/game: 1.8

Blocks/game: 0.5

CAREER STATISTICS

			Total		3-Point		F-Throws		Rebounds										Scoring	
Season	gp-gs	min/avg	fg-fga	pct	fg-fga	pct	ft-fa	pct	off	def	tot	avg	pf	fo	ast	to	blk	stl	pts	avg
2015-16	32-3	779/24.3	120-301	.399	51-173	.295	54-66	.818	19	80	99	3.1	55	0	57	81	0	34	345	10.8
2016-17	30-30	934/31.1	179-404	.443	70-188	.372	98-127	.772	18	60	78	2.6	56	0	87	89	2	55	526	17.5
2017-18	29-25	900/31.0	200-445	.449	86-215	.400	82-95	.863	15	83	98	3.4	62	0	71	87	2	50	568	19.6
2018-19	8-8	255/31.9	42-120	.350	26-70	.371	32-34	.941	1	32	33	4.1	18	0	25	11	4	14	142	17.8
TOTAL	99-66	2868/29.0	541-1270	.426	233-646	.361	266-322	.826	53	255	308	3.1	191	0	240	268	8	153	1581	16.0



15 TANA DRIVER

Career Superlatives		
	Sea.	Car.
10+ Pts:	0	1
20+ Pts:	0	0
5+ Rebs:	0	0
10+ Rebs:	0	0
5+ Asts:	0	2
2+ Blks:	0	0
2+ Stls:	1	10
Double-D:	0	0

2018-19 Marshall Women's Basketball Marshall Individual Game-by-Game (as of Dec 04, 2018) All games

#15 DRIVER, Tana

CAREER HIGHS

POINTS

S:..... 3 vs. Evansville, 11/29/18

C: 12 vs. KCU, 12/18/17

FIELD GOALS

S:..... 1 3x last vs. Evansville, 11/29/18

C: 3 2x, last vs. KCU, 12/18/17

FGA

S:..... 3 vs. Bluefield State, 11/20/18

C: 7 at Florida, 12/10/17

3-POINTERS

S:..... N/A

C: 2 at Florida, 12/10/17

3PTA

S:..... 1 vs. Bluefield State, 11/20/18

C: 6 at Florida, 12/10/17

FREE THROWS

S:..... 1 vs. Evansville, 11/29/18

C: 5 vs. KCU, 12/18/17

FTA

S: 2 2x last vs. Coppin State, 12/1/18

C: 6 vs. KCU, 12/18/17

REBOUNDS

S:..... N/A

C: 4 4x last vs UTSA, 2/8/18

ASSISTS

S:..... 4 vs. Bluefield State, 11/20/18

C: 7 vs. Morgan St., 12/6/17

BLOCKS

S:..... N/A

C: N/A

STEALS

S:..... 2 vs. Bluefield State, 11/20/18

C: 4 at FIU, 1/7/18

MINUTES

S:..... 9 vs. Bluefield State, 11/20/18

C: 34 vs. Morgan St., 12/6/17

Opponent	Date	gs	min	Total		3-Pointers		Free throws		Rebounds								pts	avg
				fg-fga	pct	3fg-fga	pct	ft-fa	pct	off	def	tot	avg	pf	a	t/o	blk	stl	
INDIANA STATE	11/7/18		6	0-1	.000	0-0	.000	0-0	.000	0	0	0	0.0	0	0	0	0	0	0.0
at Southern Illinois	11/17/18		6	0-0	.000	0-0	.000	0-0	.000	0	0	0	0.0	1	1	2	0	0	0.0
BLUEFIELD STATE	11/20/18		9	1-3	.333	0-1	.000	0-0	.000	0	0	0	0.0	1	4	3	0	2	0.7
at Appalachian State	11/25/18		6	1-1	1.000	0-0	.000	0-0	.000	0	0	0	0.0	0	0	1	0	0	1.0
EVANSVILLE	11/29/18		6	1-1	1.000	0-0	.000	1-2	.500	0	0	0	0.0	0	0	0	0	1	1.4
COPPIN STATE	12/1/18		7	0-0	.000	0-0	.000	0-2	.000	0	0	0	0.0	0	0	3	0	0	1.2
at Wisconsin	12/04/18		4	0-0	.000	0-0	.000	0-0	.000	0	0	0	0.0	0	0	1	0	0	1.0
Totals		0	44	3-6	.500	0-1	.000	1-4	.250	0	0	0	0.0	2	5	10	0	3	7 1.0

Games played: 7

Minutes/game: 6.3

Points/game: 1.0

FG Pct: 50.0

3FG Pct: 0.0

FT Pct: 25.0

Assists/game: 0.7


Turnovers/game: 1.4

Assist/turnover ratio: 0.5

Steals/game: 0.4

CAREER STATISTICS

			Total		3-Point		F-Throws		Rebounds											Scoring	
Season	gp-gs	min/avg	fg-fga	pct	fg-fga	pct	ft-fa	pct	off	def	tot	avg	pf	fo	ast	to	blk	stl	pts	avg	
2016-17	20-0	153/7.7	4-20	.200	1-9	.111	6-8	.750	4	8	12	0.6	12	0	11	17	0	4	15	0.8	
2017-18	29-4	401/13.8	13-44	.295	8-21	.381	10-21	.476	13	25	38	1.3	36	1	45	26	0	29	44	1.5	
2018-19	7-0	44/6.3	3-6	.500	0-1	.000	1-4	.250	0	0	0	0.0	2	0	5	10	0	3	7	1.0	
TOTAL	56-4	598/10.7	20-70	.286	9-31	.290	17-33	.515	17	33	50	0.9	50	1	61	53	0	36	66	1.2	



20 TAYLOR PEARSON

Career Superlatives		
	Sea.	Car.
10+ Pts:	2	5
20+ Pts:	0	0
5+ Rebs:	5	13
10+ Rebs:	1	1
5+ Asts:	1	1
2+ Blks:	0	0
2+ Stls:	3	5
Double-D:	1	1

2018-19 Marshall Women's Basketball Marshall Individual Game-by-Game (as of Dec 04, 2018) All games

#20 PEARSON, Taylor

CAREER HIGHS

POINTS

S: 10 2x last vs. Evansville, 11/29/18
C: 12 2x last vs. FAU, 3/1/18

FIELD GOALS

S: 5 at SIU, 11/17/18
C: 5 2x last at SIU, 11/17/18

FGA

S: 12 vs. Evansville, 11/29/18
C: 12 vs. Evansville, 11/29/18

3-POINTERS

S: 1 vs. Indiana State, 11/7/18
C: 2 2x last vs. FAU, 3/1/18

3PTA

S: 4 2x last at BGSU, 11/13/18
C: 6 vs. Longwood, 11/10/17

FREE THROWS

S: 6 vs. Evansville, 11/29/18
C: 6 vs. Evansville, 11/29/18

FTA

S: 7 vs. Evansville, 11/29/18
C: . 7 2x last vs. Evansville, 11/29/18

REBOUNDS

S: 12 vs. Evansville, 11/29/18
C: 12 vs. Evansville, 11/29/18

ASSISTS

S: 5 vs. Indiana State, 11/7/18
C: 5 vs. Indiana State, 11/7/18

BLOCKS

S: . 1 2x last vs. Evansville, 11/29/18
C: . 1 4x last vs. Evansville, 11/29/18

STEALS

S: . 2 3x last vs. Evansville, 11/29/18
C: 3 vs. KCU, 12/18/17

MINUTES

S: 34 vs. Indiana State, 11/7/18
C: 34 vs. Indiana State, 11/7/18

Opponent	Date	qs	min	Total		3-Pointers		Free throws		Rebounds				pf	a	t/o	blk	stl	pts	avg
				fg-fga	pct	3fg-fga	pct	ft-fa	pct	off	def	tot	avg							
INDIANA STATE	11/7/18	*	34	1-7	.143	1-4	.250	1-2	.500	2	6	8	8.0	1	5	0	1	1	4	4.0
at Bowling Green	11/13/18	*	25	2-7	.286	0-4	.000	2-4	.500	1	2	3	5.5	4	0	2	0	0	6	5.0
at Southern Illinois	11/17/18	*	23	5-7	.714	0-1	.000	0-2	.000	1	5	6	5.7	2	1	2	0	2	10	6.7
BLUEFIELD STATE	11/20/18	*	18	1-7	.143	0-3	.000	2-2	1.000	1	5	6	5.8	0	1	1	0	1	4	6.0
at Appalachian State	11/25/18	*	19	1-8	.125	0-2	.000	0-0	.000	0	3	3	5.2	1	0	2	0	2	2	5.2
EVANSVILLE	11/29/18	*	26	2-12	.167	0-2	.000	6-7	.857	3	9	12	6.3	3	1	3	1	2	10	6.0
COPPIN STATE	12/1/18	*	25	1-3	.333	0-1	.000	3-3	1.000	0	5	5	6.1	4	4	1	0	1	5	5.9
at Wisconsin	12/04/18	*	8	0-2	.000	0-1	.000	0-0	.000	0	4	4	5.9	2	2	1	0	0	0	5.1
Totals		8	178	13-53	.245	1-18	.056	14-20	.700	8	39	47	5.9	17	14	12	2	9	41	5.1

Games played: 8

Minutes/game: 22.3

Points/game: 5.1

FG Pct: 24.5

3FG Pct: 5.6

FT Pct: 70.0

Rebounds/game: 5.9

Assists/game: 1.8

Turnovers/game: 1.5

Assist/turnover ratio: 1.2

Steals/game: 1.1

Blocks/game: 0.3

CAREER STATISTICS

Season	gp-gs	min/avg	Total		3-Point		F-Throws		Rebounds				Scoring					
			fg-fga	pct	fg-fga	pct	ft-fa	pct	off	def	tot	avg	pf	fo	ast	to	blk	stl
2017-18	29-4	572/19.7	54-140	.386	14-51	.275	40-55	.727	33	61	94	3.2	57	0	30	44	2	13
2018-19	8-8	178/22.3	13-53	.245	1-18	.056	14-20	.700	8	39	47	5.9	17	0	14	12	2	9
TOTAL	37-12	750/20.3	67-193	.347	15-69	.217	54-75	.720	41	100	141	3.8	74	0	44	56	4	22



21 BRIANNA TONEY

Career Superlatives		
	Sea.	Car.
10+ Pts:	0	0
20+ Pts:	0	0
5+ Rebs:	0	0
10+ Rebs:	0	0
5+ Asts:	0	0
2+ Blks:	1	1
2+ Stls:	0	0
Double-D:	0	0

2018-19 Marshall Women's Basketball
Marshall Individual Game-by-Game (as of Dec 04, 2018)
All games

#21 TONEY, Brianna

CAREER HIGHS

POINTS

S:..... 2 vs. Bluefield State, 11/20/18
C: 5 2x, last at NT, 2/24/18

FIELD GOALS

S:..... 1 vs. Bluefield State, 11/20/18
C: 2 2x last at NT, 2/24/18

FGA

S:..... 3 vs. Bluefield State, 11/20/18
C: 5 vs Alice Lloyd, 12/30/17

3-POINTERS

S:..... N/A
C: 1 4x last at NT, 2/24/18

3PTA

S:..... 2 vs. Bluefield State, 11/20/18
C: 2 2x last at NT, 2/24/18

FREE THROWS

S:..... N/A
C: 1 at Rice, 2/22/18

FTA

S:..... N/A
C: 2 at Rice, 2/22/18

REBOUNDS

S:..... 3 vs. Bluefield State, 11/20/18
C: 3 3x last at NT, 2/24/18

ASSISTS

S:..... N/A
C: N/A

BLOCKS

S:..... 2 vs. Bluefield State, 11/20/18
C: 2 vs. Bluefield State, 11/20/18

STEALS

S:..... 1 2x last vs. BSC, 11/20/18
C: 1 at BGSU, 11/13/18

MINUTES

S:..... 12 at BGSU, 11/13/18
C: 12 at BGSU, 11/13/18

Opponent	Date	qs	min	Total		3-Pointers		Free throws		Rebounds				pf	a	t/o	blk	stl	pts	avg
				fg-fga	pct	3fg-fga	pct	ft-fa	pct	off	def	tot	avg							
INDIANA STATE	11/7/18		dnp	-	-	-	-	-	-	-	-	-	-	-	-	-	-	-	-	-
at Bowling Green	11/13/18	12		0-2	.000	0-1	.000	0-0	.000	0	2	2	2.0	2	0	1	0	1	0	0.0
at Southern Illinois	11/17/18	3		0-0	.000	0-0	.000	0-0	.000	0	0	0	1.0	1	0	1	0	0	0	0.0
BLUEFIELD STATE	11/20/18	8		1-3	.333	0-2	.000	0-0	.000	1	2	3	1.7	1	0	1	2	1	2	0.7
at Appalachian State	11/25/18		dnp	-	-	-	-	-	-	-	-	-	-	-	-	-	-	-	-	-
EVANSVILLE	11/29/18		dnp	-	-	-	-	-	-	-	-	-	-	-	-	-	-	-	-	-
COPPIN STATE	12/1/18	2		0-0	.000	0-0	.000	0-0	.000	0	0	0	1.3	0	0	0	0	0	0	0.5
at Wisconsin	12/04/18	1		0-0	.000	0-0	.000	0-0	.000	0	1	1	1.2	0	0	0	0	0	0	0.4
Totals		0	26	1-5	.200	0-3	.000	0-0	.000	1	5	6	1.2	4	0	3	2	2	2	0.4

Games played: 5
Minutes/game: 5.2
Points/game: 0.4
FG Pct: 20.0
3FG Pct: 0.0

Rebounds/game: 1.2
Turnovers/game: 0.6
Steals/game: 0.4
Blocks/game: 0.4

CAREER STATISTICS

			Total		3-Point		F-Throws		Rebounds											Scoring	
Season	gp-gs	min/avg	fg-fga	pct	fg-fga	pct	ft-fa	pct	off	def	tot	avg	pf	fo	ast	to	blk	stl	pts	avg	
2017-18	12-0	48/4.0	8-17	.471	4-7	.571	1-2	.500	4	8	12	1.0	5	0	0	0	1	1	21	1.8	
2018-19	5-0	26/5.2	1-5	.200	0-3	.000	0-0	.000	1	5	6	1.2	4	0	0	3	2	2	2	0.4	
TOTAL	17-0	74/4.4	9-22	.409	4-10	.400	1-2	.500	5	13	18	1.1	9	0	0	3	3	3	23	1.4	



22 KHADAIJIA BROOKS

Career Superlatives		
	Sea.	Car.
10+ Pts:	3	9
20+ Pts:	0	1
5+ Rebs:	4	22
10+ Rebs:	4	9
5+ Asts:	0	1
2+ Blks:	2	7
2+ Stls:	2	7
Double-D:	2	5

2018-19 Marshall Women's Basketball Marshall Individual Game-by-Game (as of Dec 04, 2018) All games

#22 BROOKS, Khadaija

CAREER HIGHS

POINTS

S:..... 19 vs. Evansville, 11/29/18
C: 22 vs. MFK, 12/20/16

FIELD GOALS

S:..... 8 vs. Evansville, 11/29/18
C: .8 2x last vs. Evansville, 11/29/18

FGA

S: 13 2x last vs. Evansville, 11/29/18
C: 13 2x last vs. Evansville, 11/29/18

3-POINTERS

S:..... 4 at App. State, 11/25/18
C: .4 2x last at App. State, 11/25/18

3PTA

S:..... 7 at App. State, 11/25/18
C: 7 at App. State, 11/25/18

FREE THROWS

S:..... 3 vs. Evansville, 11/29/18
C: 4 twice, last at Charlotte, 1/7/17

FTA

S:..... 7 vs. Evansville, 11/29/18
C: 7 vs. Evansville, 11/29/18

REBOUNDS

S:..... 13 vs. Evansville, 11/29/18
C: 13 vs. Evansville, 11/29/18

ASSISTS

S:..... 3 vs. Evansville, 11/29/18
C: 5 vs. Southern Miss, 2/2/17

BLOCKS

S:..... 2 3x last at Wisconsin, 12/4/18
C: 3 twice, last vs. MFK, 12/20/16

STEALS

S:..... 3 vs. Coppin State, 12/1/18
C: 3 2x last vs. Coppin State, 12/1/18

MINUTES

S:..... 33 vs. Evansville, 11/29/18
C: 38 twice, last vs. USM, 2/2/17

Opponent	Date	qs	min	Total		3-Pointers		Free throws		Rebounds										
				fg-fga	pct	3fg-fga	pct	ft-fia	pct	off	def	tot	avg	pf	a	t/o	blk	stl	pts	avg
INDIANA STATE	11/7/18	*	32	7-13	.538	0-1	.000	2-2	1.000	1	10	11	11.0	2	0	5	2	0	16	16.0
at Bowling Green	11/13/18	*	19	1-7	.143	0-4	.000	0-0	.000	0	2	2	6.5	2	1	1	1	0	2	9.0
at Southern Illinois	11/17/18	*	26	1-3	.333	0-1	.000	1-2	.500	1	0	1	4.7	2	0	4	1	0	3	7.0
BLUEFIELD STATE	11/20/18	*	20	3-12	.250	0-2	.000	2-4	.500	5	6	11	6.3	2	1	0	2	2	8	7.3
at Appalachian State	11/25/18	*	20	4-7	.571	4-7	.571	0-0	.000	1	2	3	5.6	2	1	1	0	0	12	8.2
EVANSVILLE	11/29/18	*	33	8-13	.615	0-1	.000	3-7	.429	6	7	13	6.8	1	3	2	1	0	19	10.0
COPPIN STATE	12/1/18	*	22	2-6	.333	1-2	.500	0-0	.000	2	8	10	7.3	4	1	2	1	3	5	9.3
at Wisconsin	12/04/18	*	25	0-10	.000	0-6	.000	0-0	.000	2	2	4	6.9	1	1	2	2	1	0	8.1
Totals			8	197	26-71	.366	5-24	.208	8-15	.533	18	37	55	6.9	16	8	17	10	65	8.1

Games played: 8

Minutes/game: 24.6

Points/game: 8.1

FG Pct: 36.6

3FG Pct: 20.8

FT Pct: 53.3

Rebounds/game: 6.9

Assists/game: 1.0

Turnovers/game: 2.1

Assist/turnover ratio: 0.5

Steals/game: 0.8

Blocks/game: 1.3

CAREER STATISTICS

		Total		3-Point		F-Throws		Rebounds										Scoring		
Season	gp-gs	min/avg	fg-fga	pct	fg-fga	pct	ft-fia	pct	off	def	tot	avg	pf	fo	ast	to	blk	stl	pts	avg
2015-16	31-0	234/7.5	18-47	.383	1-6	.167	5-10	.500	17	37	54	1.7	24	0	15	20	10	9	42	1.4
2016-17	22-21	647/29.4	66-133	.496	20-57	.351	19-28	.679	41	102	143	6.5	40	0	33	26	14	18	171	7.8
2018-19	8-8	197/24.6	26-71	.366	5-24	.208	8-15	.533	18	37	55	6.9	16	0	8	17	10	6	65	8.1
TOTAL	61-29	1078/17.7	110-251	.438	26-87	.299	32-53	.604	76	176	252	4.1	80	0	56	63	34	33	278	4.6



23 KRISTEN MAYO

Career Superlatives		
	Sea.	Car.
10+ Pts:	6	15
20+ Pts:	0	0
5+ Rebs:	2	3
10+ Rebs:	0	0
5+ Asts:	1	5
2+ Blks:	0	0
2+ Stls:	4	11
Double-D:	0	0

2018-19 Marshall Women's Basketball
Marshall Individual Game-by-Game (as of Dec 04, 2018)
All games

#23 MAYO, Kristen

CAREER HIGHS

POINTS

S:..... 18 vs. Coppin State, 12/1/18
C: 18 vs. Coppin State, 12/1/18

FIELD GOALS

S:..... 6 vs. Coppin State, 12/1/18
C: 6 2x last vs. Coppin State, 12/1/18

FGA

S:.... 12 vs. Bluefield State, 11/20/18
C: 16 at FIU, 1/7/18

3-POINTERS

S:..... 6 vs. Coppin State, 12/1/18
C: 6 vs. Coppin State, 12/1/18

3PTA

S:..... 7 at Wisconsin, 12/4/18
C: 7 at Cleveland State, 11/19/17

FREE THROWS

S:..... 6 vs. Evansville, 11/29/18
C: 6 vs. Evansville, 11/29/18

FTA

S:..... 6 vs. Evansville, 11/29/18
C: .6 2x last vs. Evansville, 11/29/18

REBOUNDS

S: 5 2x last vs. Coppin State, 12/1/18
C: 5 3x last vs. Coppin State, 12/1/18

ASSISTS

S:..... 6 at BGSU, 11/13/18
C: 7 at Charlotte, 2/2/18

BLOCKS

S:..... N/A
C: 1 2x last vs. UAB, 2/10/18

STEALS

S:.... 2 4x last at Wisconsin, 12/4/18
C: 4 2x last at Charlotte, 2/2/18

MINUTES

S:... 32 2x last at Wisconsin, 12/4/18
C: 36 vs. UTSA, 2/8/18

Opponent	Date	qs	min	Total		3-Pointers		Free throws		Rebounds				pf	a	t/o	blk	stl	pts	avg
				fg-fga	pct	3fg-fga	pct	ft-fa	pct	off	def	tot	avg							
INDIANA STATE	11/7/18	*	31	2-6	.333	2-4	.500	4-4	1.000	0	1	1	1.0	3	2	3	0	2	10	10.0
at Bowling Green	11/13/18	*	29	3-6	.500	1-4	.250	2-2	1.000	0	5	5	3.0	2	6	2	0	1	9	9.5
at Southern Illinois	11/17/18	*	28	3-7	.429	2-3	.667	2-2	1.000	0	3	3	3.0	3	2	5	0	2	10	9.7
BLUEFIELD STATE	11/20/18	*	26	5-12	.417	2-5	.400	1-1	1.000	1	3	4	3.3	2	2	2	0	1	13	10.5
at Appalachian State	11/25/18	*	31	4-10	.400	1-3	.333	2-2	1.000	0	3	3	3.2	3	4	0	0	0	11	10.6
EVANSVILLE	11/29/18	*	32	2-9	.222	0-4	.000	6-6	1.000	0	3	3	3.2	0	3	0	0	1	10	10.5
COPPIN STATE	12/1/18	*	23	6-8	.750	6-6	1.000	0-0	.000	1	4	5	3.4	1	1	6	0	2	18	11.6
at Wisconsin	12/04/18	*	32	2-10	.200	2-7	.286	1-2	.500	0	2	2	3.3	1	3	0	0	2	7	11.0
Totals		8	232	27-68	.397	16-36	.444	18-19	.947	2	24	26	3.3	15	23	18	0	11	88	11.0

Games played: 8
Minutes/game: 29.0
Points/game: 11.0
FG Pct: 39.7
3FG Pct: 44.4
FT Pct: 94.7

Rebounds/game: 3.3
Assists/game: 2.9
Turnovers/game: 2.3
Assist/turnover ratio: 1.3
Steals/game: 1.4

CAREER STATISTICS

			Total		3-Point		F-Throws		Rebounds											Scoring	
Season	gp-gs	min/avg	fg-fga	pct	fg-fga	pct	ft-fa	pct	off	def	tot	avg	pf	fo	ast	to	blk	stl	pts	avg	
2017-18	29-25	821/28.3	70-214	.327	34-94	.362	31-42	.738	7	67	74	2.6	57	0	85	75	2	31	205	7.1	
2018-19	8-8	232/29.0	27-68	.397	16-36	.444	18-19	.947	2	24	26	3.3	15	0	23	18	0	11	88	11.0	
TOTAL	37-33	1053/28.5	97-282	.344	50-130	.385	49-61	.803	9	91	100	2.7	72	0	108	93	2	42	293	7.9	



33 Aerial Adkins

Career Superlatives		
	Sea.	Car.
10+ Pts:	0	0
20+ Pts:	0	0
5+ Rebs:	0	0
10+ Rebs:	0	0
5+ Asts:	0	0
2+ Blks:	0	0
2+ Stls:	0	0
Double-D:	0	0

2018-19 Marshall Women's Basketball
Marshall Individual Game-by-Game (as of Dec 04, 2018)
All games

#33 ADKINS, Aerial

CAREER HIGHS

POINTS

S:..... N/A
C: N/A

FIELD GOALS

S:..... N/A
C: N/A

FGA

S:..... 3 vs. Bluefield State, 11/20/18
C: 3 vs. Bluefield State, 11/20/18

3-POINTERS

S:..... N/A
C: N/A

3PTA

S:..... 2 vs. Bluefield State, 11/20/18
C: 2 vs. Bluefield State, 11/20/18

FREE THROWS

S:..... N/A
C: N/A

FTA

S:..... N/A
C: N/A

REBOUNDS

S:..... 4 vs. Bluefield State, 11/20/18
C: 4 vs. Bluefield State, 11/20/18

ASSISTS

S:..... N/A
C: N/A

BLOCKS

S:..... 1 vs. Bluefield State, 11/20/18
C: 1 vs. Bluefield State, 11/20/18

STEALS

S:..... 1 vs. Bluefield State, 11/20/18
C: 1 vs. Bluefield State, 11/20/18

MINUTES

S:..... 6 vs. Bluefield State, 11/20/18
C: 6 vs. Bluefield State, 11/20/18

Opponent	Date	qs	min	Total		3-Pointers		Free throws		Rebounds				pf	a	t/o	blk	stl	pts	avg
				fg-fga	pct	3fg-fga	pct	ft-fa	pct	off	def	tot	avg							
INDIANA STATE	11/7/18		dnp	-	-	-	-	-	-	-	-	-	-	-	-	-	-	-	-	-
at Southern Illinois	11/17/18		dnp	-	-	-	-	-	-	-	-	-	-	-	-	-	-	-	-	-
BLUEFIELD STATE	11/20/18	6		0-3	.000	0-2	.000	0-0	.000	1	3	4	4.0	1	0	0	1	1	0	0.0
at Appalachian State	11/25/18		dnp	-	-	-	-	-	-	-	-	-	-	-	-	-	-	-	-	-
EVANSVILLE	11/29/18		dnp	-	-	-	-	-	-	-	-	-	-	-	-	-	-	-	-	-
COPPIN STATE	12/1/18	2		0-0	.000	0-0	.000	0-0	.000	0	0	0	2.0	1	0	0	0	0	0	0.0
at Wisconsin	12/04/18	1		0-0	.000	0-0	.000	0-0	.000	0	0	0	1.3	0	0	0	0	0	0	0.0
Totals		0	9	0-3	.000	0-2	.000	0-0	.000	1	3	4	1.3	2	0	0	1	1	0	0.0

Games played: 3
Minutes/game: 3.0
FG Pct: 0.0
3FG Pct: 0.0

Rebounds/game: 1.3
Steals/game: 0.3
Blocks/game: 0.3

CAREER STATISTICS

Season	gp-gs	min/avg	Total		3-Point		F-Throws		Rebounds				Scoring					
			fg-fga	pct	fg-fga	pct	ft-fa	pct	off	def	tot	avg	pf	fo	ast	to	blk	stl
2018-19	3-0	9/3.0	0-3	.000	0-2	.000	0-0	.000	1	3	4	1.3	2	0	0	0	1	1
TOTAL	3-0	9/3.0	0-3	.000	0-2	.000	0-0	.000	1	3	4	1.3	2	0	0	0	1	1



34 Lorelei Roper

Career Superlatives		
	Sea.	Car.
10+ Pts:	0	0
20+ Pts:	0	0
5+ Rebs:	2	2
10+ Rebs:	0	0
5+ Asts:	0	0
2+ Blks:	0	0
2+ Stls:	0	0
Double-D:	0	0

2018-19 Marshall Women's Basketball Marshall Individual Game-by-Game (as of Dec 04, 2018) All games

#34 ROPER, Lorelei

CAREER HIGHS

POINTS

S:.....9 at App. State, 11/25/18
C:9 at App. State, 11/25/18

FIELD GOALS

S:..3 2x last at App. State, 11/25/18
C: .3 2x last at App. State, 11/25/18

FGA

S:..4 3x last vs. Evansville, 11/29/18
C: .4 3x last vs. Evansville, 11/29/18

3-POINTERS

S:..... N/A
C: N/A

3PTA

S:..... N/A
C: N/A

FREE THROWS

S:.....3 at App. State, 11/25/18
C:3 at App. State, 11/25/18

FTA

S:.....5 at App. State, 11/25/18
C:5 at App. State, 11/25/18

REBOUNDS

S:.....8 vs. Bluefield State, 11/20/18
C:8 vs. Bluefield State, 11/20/18

ASSISTS

S:..1 3x last at App. State, 11/25/18
C: .1 3x last at App. State, 11/25/18

BLOCKS

S:....1 5x last at Wisconsin, 12/4/18
C:1 5x last at Wisconsin, 12/4/18

STEALS

S:.....1 2x last vs. BSC, 11/20/18
C:1 2x last vs. BSC, 11/20/18

MINUTES

S:.....22 at App. State, 11/25/18
C:22 at App. State, 11/25/18

Opponent	Date	gs	min	Total		3-Pointers		Free throws		Rebounds				pf	a	t/o	blk	stl	pts	avg
				fg-fga	pct	3fg-fga	pct	ft-fa	pct	off	def	tot	avg							
INDIANA STATE	11/7/18	9	1-2	.500	0-0	.000	1-3	.333	2	1	3	3.0	3	1	1	1	1	1	3	3.0
at Bowling Green	11/13/18	13	0-2	.000	0-0	.000	0-2	.000	0	0	0	1.5	4	1	2	1	0	0	1.5	
at Southern Illinois	11/17/18	20	2-3	.667	0-0	.000	1-2	.500	1	3	4	2.3	3	0	1	0	0	5	2.7	
BLUEFIELD STATE	11/20/18	16	3-4	.750	0-0	.000	1-4	.250	3	5	8	3.8	1	0	0	1	1	7	3.8	
at Appalachian State	11/25/18	22	3-4	.750	0-0	.000	3-5	.600	1	5	6	4.2	4	1	3	1	0	9	4.8	
EVANSVILLE	11/29/18	8	1-4	.250	0-0	.000	0-0	.000	2	1	3	4.0	1	1	0	0	0	2	4.3	
COPPIN STATE	12/1/18	11	1-2	.500	0-0	.000	0-2	.000	0	2	2	3.7	0	0	1	0	0	2	4.0	
at Wisconsin	12/04/18	16	1-3	.333	0-0	.000	0-0	.000	0	2	2	3.5	1	0	1	1	0	2	3.8	
Totals		0	115	12-24	.500	0-0	.000	6-18	.333	9	19	28	3.5	17	4	9	5	2	30	3.8

Games played: 8

Minutes/game: 14.4

Points/game: 3.8

FG Pct: 50.0

FT Pct: 33.3

Rebounds/game: 3.5

Assists/game: 0.5

Turnovers/game: 1.1

Assist/turnover ratio: 0.4

Steals/game: 0.3

Blocks/game: 0.6

CAREER STATISTICS

Season	gp-gs	min/avg	Total		3-Point		F-Throws		Rebounds				Scoring					
			fg-fga	pct	fg-fga	pct	ft-fa	pct	off	def	tot	avg	pf	fo	ast	to	blk	stl
2018-19	8-0	115/14.4	12-24	.500	0-0	.000	6-18	.333	9	19	28	3.5	17	0	4	9	5	2
TOTAL	8-0	115/14.4	12-24	.500	0-0	.000	6-18	.333	9	19	28	3.5	17	0	4	9	5	2

TV/RADIO ROSTER



0 KIA SIVILS
G - 5-7 - FR
LOUISVILLE, KY.



1 JOVANA VUCETIC
F - 6-1 - JR
LOZNICA, SERBIA



2 LOGAN FRALEY
G - 5-10 - SR
ASHLAND, KY.



5 PRINCESS CLEMONS
G/F - 5-11 - JR
CHESTER, PA.




10 ASHLEY SAINTIGENE
F - 6-2 - JR
LAUDERDALE LAKES, FLA.




11 TAYLOR PORTER
G - 5-8 - RS SR
LOUISA, KY.



14 SHAYNA GORE
G/F - 5-8 - SR
LOGAN, W.VA.



15 TANA DRIVER
G - 5-0 - RS JR
IRVING, TEXAS



20 TAYLOR PEARSON
F - 5-7 - SO
COLUMBUS, OHIO



21 BRIANNA TONEY
F - 5-11 - SO
BEXLEY, OHIO



22 KHADAIJA BROOKS
G/F - 5-10 - RS-JR
BRISTOL, CONN



23 KRISTEN MAYO
G - 5-5 - SO
GRAYSON, KY.



33 AERIAL ADKINS
G/F - 5-10 - FR
WAYNE, W.VA.



34 LORELEI ROPER
F/C - 6-1 - FR
CHARLOTTE, N.C



TONY KEMPER
HEAD COACH
2ND SEASON



ADRIA CRAWFORD
ASSISTANT COACH
1ST SEASON



LAZAR MILINKOVIC
ASSISTANT COACH
3RD SEASON



STEPHANIE STOGLIN-REED
ASSISTANT COACH
3RD SEASON



ELIZABETH BROWN
DIRECTOR OF OPS.
1ST SEASON



KIANA EVANS
GRADUATE ASSISTANT
2ND SEASON