



# MARSHALL UNIVERSITY MEN'S BASKETBALL

*Bring on*  
**THE HERD™**

MARSHALL MEN'S BASKETBALL // HUNTINGTON, WEST VIRGINIA

// MARSHALL THUNDERING HERD 5-1 (0-0 C-USA)



**HEAD COACH**  
**Dan D'Antoni**  
**at School:** 78-64 (5th)  
**Overall:** Same

**LEADERS**  
**P:** Jon Elmore, 20.7  
**R:** Rondale Watson, 5.7  
**A:** Jon Elmore, 5.3

**LAST TIME OUT**  
**W, 84-64**  
vs. William & Mary  
**Streak: W1**

// OHIO BOBCATS 4-2 (0-0 MAC)



**HEAD COACH**  
**Saul Phillips**  
**at School:** 71-61 (5th)  
**Overall:** 206-146 (12th)

**LEADERS**  
**P:** Jason Carter, 18.7  
**R:** Doug Taylor, 8.5  
**A:** Teyvion Kirk, 3.2

**LAST TIME OUT**  
**W, 89-65**  
vs. Iona  
**Streak: W2**

// THREE-POINTERS


1. Jon Elmore became the third player in program history to reach 2,000 points for a career.
2. Elmore has had four games of at least 20 points this season.
3. C.J. Burks is the only player on the team to score 10 or more points in all six games.

// PROBABLE STARTING FIVE




**#33 Jon Elmore**  
Sr. | G | 6-3 | 185  
20.7 ppg 4.8 rpg 5.3 apg 33.3 mpg

- Career-high three blocks at EKU (Nov. 7)
- Program leader in made free-throws
- Over 2,000 career points and 600 assists



**#13 Jarrod West**  
So. | G | 5-11 | 185  
7.5 ppg 2.5 rpg 2.3 apg 27.0 mpg

- Played 23 minutes at EKU (Nov. 7)
- Had six points, three rebounds and four assists (Nov. 7)
- Collected season-high 14 points (Nov. 14)




**#14 C.J. Burks**  
Sr. | G | 6-4 | 185  
18.3 ppg 2.7 rpg 3.3 apg 30.3 mpg

- Season-high 30 points at EKU (Nov. 7)
- 12 of 15 from the field at EKU (Nov. 7)
- Scored 23 points vs. Hofstra (Nov. 11)
- Career-high five steals vs. NC A&T (Nov. 19)



**#3 Jansson Williams**  
So. | F | 6-9 | 215  
10.5 ppg 4.7 rpg 0.3 apg 23.7 mpg

- 11 points and eight rebounds at EKU (Nov. 7)
- Also played 25 minutes at EKU (Nov. 7)
- Career-high 24 points at Maryland (Nov. 23)



**#2 Iran Bennett**  
R-Fr. | F | 6-9 | 350  
5.5 ppg 3.2 rpg 0.2 apg 14.5 mpg

- Made Herd debut at EKU (Nov. 7)
- Scored two points and grabbed two boards at EKU (Nov. 7)
- Six points and six boards vs. Hofstra (Nov. 11)

// HERD RESERVES

| No. | Name (Ht., Wt., Yr.)                | Pos. | PPG | RPG | APG | Notes                                                          |
|-----|-------------------------------------|------|-----|-----|-----|----------------------------------------------------------------|
| 0   | Christian Thieneman (6-5, 215, So.) | F    | 2.0 | 0.3 | 0.3 | Scored three points against Mount St. Mary's (Nov. 14)         |
| 1   | Taevion Kinsey (6-5, 177, Fr.)      | G    | 6.0 | 2.0 | 0.6 | 14 points and four rebounds in Herd debut at EKU (Nov. 7)      |
| 4   | DeAundra Murphy (6-3, 169, Fr.)     | G    | --  | --  | --  |                                                                |
| 11  | Luke Thomas (6-0, 176, Fr.)         | G    | --  | --  | --  | Appeared in four games                                         |
| 12  | Ante Sustic (6-10, 230, Jr.)        | F    | 1.8 | 1.7 | --  | Grabbed seven rebounds in Marshall debut at EKU (Nov. 7)       |
| 21  | Darius George (6-7, 215, So.)       | F    | 8.7 | 4.0 | 1.3 | Has scored nine points in two of three games this season.      |
| 23  | Rondale Watson (6-4, 187, Sr.)      | G    | 5.2 | 5.7 | 3.6 | Career-high 10 assists against Mount St. Mary's (Nov. 14)      |
| 24  | Cam Brooks-Harris (6-6, 170, Fr.)   | F    | --  | --  | --  |                                                                |
| 25  | Wilhelm Von Arndt (6-0, 175, Fr.)   | G    | --  | --  | --  |                                                                |
| 31  | Mikel Byers (6-9, 215, So.)         | F    | 2.8 | 1.6 | 0.2 | Season-high four points in win over Mount St. Mary's (Nov. 14) |

// GAME INFORMATION

**Date:** Saturday, Dec. 1/3:30 p.m. ET  
**Site:** Athens, Ohio/Convocation Center  
**Live stats:** ohiobobcats.com  
**Live video:** ESPN+  
**Radio:** Thundering Herd IMG Sports Network  
Dave Wilson (PxP) Charlie Hagley (Color)  
**Twitter/Instagram:** @HerdMBB

// SCHEDULE

|         |                                |                   |                |
|---------|--------------------------------|-------------------|----------------|
| 10/28   | <b>GLENVILLE STATE#</b>        | <b>W, 113-108</b> |                |
| 11/1    | <b>WEST VIRGINIA WESLEYAN#</b> | <b>W, 83-65</b>   |                |
| 11/7    | at Eastern Kentucky            | W, 105-77         | ESPN+          |
| 11/11   | <b>HOFSTRA</b>                 | <b>W, 76-72</b>   | ESPN+          |
| 11/14   | <b>MOUNT ST. MARY'S (MD.)</b>  | <b>W, 98-75</b>   | ESPN+          |
| 11/19   | <b>N.C. A&amp;T STATE</b>      | <b>W, 95-71</b>   | ESPN+          |
| 11/23   | Maryland                       | L, 104-67         | BTN            |
| 11/28   | <b>WILLIAM &amp; MARY</b>      | <b>W, 84-64</b>   | STADIUM        |
| 12/1    | at Ohio                        | 3:30 p.m.         | ESPN+          |
| 12/5    | at Duquesne                    | 7:00 p.m.         | AT&T Sportsnet |
| 12/8    | <b>TOLEDO</b>                  | <b>2:30 p.m.</b>  | STADIUM        |
| 12/10   | <b>MOREHEAD STATE</b>          | <b>7:00 p.m.</b>  | ESPN+          |
| 12/15   | at Akron                       | 2:00 p.m.         | ESPN+          |
| 12/22   | at Texas A&M                   | 2:00 p.m.         | SEC Network    |
| 12/31   | at Virginia                    | 1:00 p.m.         | ACC Network    |
| 1/3     | at Old Dominion*               | 7:00 p.m.         | Stadium        |
| 1/5     | at Charlotte*                  | 4:00 p.m.         | ESPN+          |
| 1/12    | <b>WKU*</b>                    | <b>7:00 p.m.</b>  | FACEBOOK       |
| 1/17    | <b>FLORIDA ATLANTIC*</b>       | <b>7:00 p.m.</b>  | ESPN+          |
| 1/19    | <b>FIU*</b>                    | <b>7:00 p.m.</b>  | ESPN+          |
| 1/21    | at WKU*                        | 9:00 p.m.         | CBSSN          |
| 1/24    | at Louisiana Tech*             | 9:00 p.m.         | CBSSN          |
| 1/26    | at Southern Miss*              | 5:00 p.m.         | Stadium        |
| 1/31    | <b>UTEP*</b>                   | <b>7:30 p.m.</b>  | beIN           |
| 2/2     | <b>UTSA*</b>                   | <b>7:00 p.m.</b>  | FACEBOOK       |
| 2/7     | at North Texas*                | 8:00 p.m.         | beIN           |
| 2/9     | at Rice*                       | 8:00 p.m.         | ESPN+          |
| 2/14    | <b>UAB*</b>                    | <b>8:00 p.m.</b>  | CBSSN          |
| 2/16    | <b>MIDDLE TENNESSEE*</b>       | <b>2:00 p.m.</b>  | FACEBOOK       |
| 2/23    | TBA*                           | TBA               |                |
| 2/28    | TBA*                           | TBA               |                |
| 3/3     | TBA*                           | TBA               |                |
| 3/6     | TBA*                           | TBA               |                |
| 3/9     | TBA*                           | TBA               |                |
| 3/13-16 | Conference USA Tournament      |                   |                |

Games in BOLD CAPS played at Cam Henderson Center in Huntington, W.Va. All times Eastern.

\* - Conference USA opponent  
# - Exhibition game

## MARSHALL BY THE NUMBERS

**3**

Marshall's games with 90 or more points.

**4**

Number of games won by the Herd this season by 20 or more points.

**12**

The Thundering Herd has had 12 games of 100 points under head coach Dan 'Antoni.

**19**

Amount of made three-pointers against Mount St. Mary's (Nov. 17) to tie a program record.

**45**

Single-game program number of attempts from the beyond the arc against Mount St. Mary's

**102**

Starts and games played at Marshall by Jon Elmore.

**193**

Shots made from the field by the Herd this season.

**212**

Marshall rebounds this season.

**261**

Number of made three-pointers by Elmore in his career.

**628**

Career dishes by Elmore.

**2,012**

Elmore has scored 2,012 career points.

**6,563**

Fan attendance is averaging 6,563 per game at the Cam Henderson Center this season.

## // LAST TIME OUT - WILLIAM & MARY

- Marshall dominated William & Mary in an 84-64 victory.
- Jon Elmore recorded his fourth game of 20 or more points with a 26-point effort and became just the third player in program history to reach the 2,000 point plateau.
- C.J. Burks recorded his sixth straight game of the season with 10 or more points scoring 16 in the victory.

## // OPENING TIP - OHIO

### SCOUTING THE BOBCATS

- The Bobcats are 4-2 on the season and are currently on a two-game win streak after taking down Austin Peay and Iona in their last two contests.
- Ohio sports a 42.8 shooting percentage from the field, but is only shooting 23 percent from beyond the arc.
- Ohio is outrebounding its opponents by a margin of 9.7 rebounds per game.
- The Bobcats have been without Jordan Dartis due to injury to this point in the season. Last season Dartis was second on the team in scoring (12.9 ppg) and was second-team all-MAC.
- Ohio was tabbed to finish fourth in the MAC East Division.

### WHO TO KNOW

- Jason Carter is back in action for the Bobcats after playing just three games during the 2017-18 campaign due to injury. The redshirt sophomore is the team's leading scorer with 18.7 points per game and is second in rebounds with 7.3 boards per contest. The forward has made 40 of his 78 attempts from the field.
- Teyvion Kirk is the second-leading scorer for the Bobcats averaging 16.2 points per contest in his team's first six games this season. Kirk also leads the team in assists with 19 helpers.
- Freshman Ben Vander Plas scores 11.5 points off the bench for Ohio. The freshman leads the Bobcats from three-point range hitting 37.1 percent of his shots from beyond the arc.

### SERIES HISTORY

Marshall trails in the all-time series with Ohio, 56-46. The Herd has taken the last two meetings from the Bobcats, but haven't won in Athens since Dec. 4, 2010.

**LAST TIME THEY MET** - Huntington, W. Va. - Junior guard Jon Elmore's line of 20 points, 10 assists and 10 rebounds helped him lead the Herd past longtime rival Ohio in overtime, 99-96, Saturday evening at the Cam Henderson Center.

With the win, the Herd improved to 8-3 overall and 7-0 at the Henderson Center. With the loss, Ohio fell to 5-5.

Elmore became the first Herd player to post a triple-double since DeAndre Kane did so in 2012. Junior forward Ajdin Penava had career-highs with 33 points and 15 rebounds, which earned him his seventh double-double of the season. On defense, his nine blocks tied a career-high as well. Penava shot 10-of-13 from the field and 3-of-4 from beyond the arc.

Junior guard C.J. Burks scored 31 points and made three shots from behind the arc and shot 4-of-6 from the free throw line.

In addition to his triple-double, Jon Elmore has scored at least 20 points in seven consecutive games.

## // TEAM NOTES

### DAN, THE MAN

- Since arriving at Marshall, Dan D'Antoni has increased his win total each season.
- 2016-17 saw the Thundering Herd reach 20 wins, which was the first time it accomplished that since the 2011-12 season.
- Last season, Marshall 20 overall wins and 10 conference wins in consecutive seasons for the first time since 1986-87 and 1987-88.
- That is a rare accomplishment, because this is only the seventh time it has happened in the 111-year history of Marshall's basketball program.
- When D'Antoni led the Herd to a 20-15 record in 2016-17 and 25-11 in 2017-18, he became only the fourth Marshall coach to post back-to-back 20-win seasons.
- That list includes Cam Henderson, Rick Huckabay and Tom Herrion.
- D'Antoni and Huckabay stand alone, as they were the only Herd head coaches to reach the 10 conference wins while reaching 20 wins.
- That's not all where D'Antoni and Huckabay stand alone, because those two are the last two MU coaches to take the Thundering Herd to the NCAA Tournament.
- For the first time since the 1986-87 season, the Marshall Thundering Herd was in the NCAA Tournament, snapping a 31-year drought. Marshall was the 11th team to win the title in the Conference USA's 23-year history.

### D'ANTONI'S DEFENSE

- With Marshall's high-octance offense, its defense has always been scrutinized since it's scoring defense ranks near the bottom in both the league and the nation.
- With more possessions (78.5 in possessions per game is seventh in the nation) and thanks to Marshall's pace (each Marshall possession averages out to be 14.2 seconds, which is third in the nation, trailing Savannah State and Oklahoma) in a game, teams are more likely to score more points given more opportunities.
- The Herd's defense has improved each season for the last three years (84.9 points allowed in 2015-16, 84 points allowed in 2016-17 and 79.1 points allowed last season).
- During league play, the Herd limited seven opponents to under 70 points, including 2016-17 Conference USA champion, Middle Tennessee, twice. It also held WKU to 66 points in C-USA Championship game.

### ETCHING ELMORE IN THE HISTORY BOOKS

- With nine makes from the charity stripe on Nov. 7 at EKU, senior guard Jon Elmore surpassed John Taft as the all-time leader in program history in made free throws.
- Elmore is third in program history in points.
- He is one of just three Herd players to reach the 600 assist plateau with Mike D'Antoni and Greg White.

### FRESHMAN PHENOM

- Freshman guard Taevion Kinsey made his Marshall debut at EKU on Nov. 7.
- He scored 14 points in 14 minutes on five makes from the field and grabbed four rebounds in the 28-point victory.
- All three of those numbers are the most in a Herd debut on the active roster.

### HOME COOKIN'

Nine members of the Herd call the Mountain State home, including head coach Dan D'Antoni (Mullens), assistant Mark Cline (Williamson) and assistant coach Cornelius Jackson (Oak Hill).

- C.J. Burks | Senior G | Martinsburg
- Jeremy Dillon | Freshman G/F | Mingo
- Jon Elmore | Senior G | Charleston
- DeAundra Murphy | Freshman G | Huntington
- Rondale Watson | Senior G | Lewisburg
- Jarrod West | Sophomore G | Clarksburg

### ALL-TIME VS. NON-CONFERENCE OPPONENTS

| TEAM                   | RECORD | LAST TIME                    |
|------------------------|--------|------------------------------|
| Eastern Kentucky       | 21-22  | 11/7/18, away (W, 105-77)    |
| Hofstra                | 1-2    | 11/11/18, away (W, 76-72)    |
| Mount St. Mary's (MD.) | 1-0    | 11/14/18, home (W, 98-75)    |
| North Carolina A&T     | 4-0    | 11/19/18, home (W, 95-71)    |
| Maryland               | 2-4    | 11/23/18, away (L, 104-67)   |
| William & Mary         | 1-2    | 11/28/18, home (W, 84-64)    |
| Ohio                   | 46-56  | 12/16/17, home (W, 99-96 ot) |
| Duquesne               | 1-3    | 12/29/78, neutral (L, 88-83) |
| Toledo                 | 23-30  | 12/9/17, away (W, 93-87)     |
| Morehead State         | 47-52  | 11/16/17, away (L, 86-83)    |
| Akron                  | 12-13  | 12/2/17, home (W, 86-64)     |
| Texas A&M              | 0-0    | --                           |
| Virginia               | 2-6    | 1/19/92, away (L, 73-53)     |
| Wichita State          | 1-1    | 12/15/1941, home (W, 60-24)  |

### ALL-TIME VS. CONFERENCE USA

| TEAM             | RECORD | LAST TIME                   |
|------------------|--------|-----------------------------|
| Charlotte        | 10-6   | 2/24/18, home (W, 103-75)   |
| Florida Atlantic | 6-2    | 2/10/18, home (W, 79-68)    |
| FIU              | 6-1    | 2/8/18, home (W, 76-66)     |
| Louisiana Tech   | 2-6    | 12/30/17, home (W, 78-65)   |
| Middle Tennessee | 5-11   | 3/3/18, away (76-67)        |
| North Texas      | 5-1    | 2/17/18, away (W, 74-72)    |
| Old Dominion     | 8-11   | 2/22/18, home (L, 84-79)    |
| Rice             | 11-3   | 2/15/18, away (W, 93-80)    |
| Southern Miss    | 13-9   | 3/9/18, neutral (W, 85-75)  |
| UAB              | 8-19   | 3/1/18, away (L, 91-77)     |
| UTEP             | 5-11   | 2/3/18, away (W, 74-65)     |
| UTSA             | 3-3    | 3/8/18, neutral (W, 95-81)  |
| WKU              | 11-15  | 3/10/18, neutral (W, 67-66) |

### THUNDERING HERD IN CONFERENCE USA

|                         |                          |
|-------------------------|--------------------------|
| First Season            | 2005-06                  |
| Regular-Season Record   | 105-104                  |
| Most Wins (season)      | 12 (2015-16 and 2017-18) |
| .500+ Seasons           | 7                        |
| Last Year (2017-18)     | 13-5 (4th)               |
| C-USA Tournament Record | 12-12                    |

### CONFERENCE USA STANDINGS (2018-19 as of Nov. 29)

| TEAM             | C-USA | OVERALL    |
|------------------|-------|------------|
| North Texas      | --    | 8-1        |
| FIU              | --    | 7-1        |
| Florida Atlantic | --    | 6-1        |
| <b>Marshall</b>  | --    | <b>5-1</b> |
| Southern Miss    | --    | 5-2        |
| UAB              | --    | 5-2        |
| Louisiana Tech   | --    | 4-3        |
| Old Dominion     | --    | 4-3        |
| WKU              | --    | 3-3        |
| Middle Tennessee | --    | 3-4        |
| Charlotte        | --    | 2-3        |
| Rice             | --    | 3-5        |
| UTEP             | --    | 2-4        |
| UTSA             | --    | 2-5        |

### MEDIA INFORMATION

#### Marshall Men's Basketball SID

Cody Linn, [linnc@marshall.edu](mailto:linnc@marshall.edu)

C: 740-424-6342

O: 304-696-2418

#### Practice coverage

Interviews may be conducted prior to practice on weekdays, or may be arranged through the Marshall Sports Information office. Herd practices are open to the public.

#### Postgame coverage

At home games, following the visiting coach's postgame remarks, selected players will be brought to the Henderson Center's media room for a postgame press conference. Coach Dan D'Antoni will address the media following the players. At road games, D'Antoni will address the media in a location designated by the host institution.

MARSHALL VS. AP-RANKED OPPONENTS (69 GAMES, 8-61)

| Date           | Opponent                | Rank | Result          |
|----------------|-------------------------|------|-----------------|
| March 3, 2018  | at Middle Tennessee     | 24   | W, 76-67        |
| Dec. 19, 2017  | at Xavier               | 9    | L, 81-77        |
| Dec. 22, 2016  | at Cincinnati           | 24   | L, 93-91 (ot)   |
| Dec. 27, 2015  | at Maryland             | 4    | L, 87-67        |
| Dec. 17, 2015  | vs. West Virginia (1)   | 20   | L, 86-68        |
| Jan. 8, 2015   | Old Dominion            | 25   | L, 72-51        |
| Dec. 14, 2014  | vs. West Virginia (1)   | 22   | L, 69-66        |
| Nov. 21, 2014  | at Louisville           | 7    | L, 85-67        |
| Feb. 15, 2013  | Memphis                 | 22   | L, 71-59        |
| Dec. 15, 2012  | vs. Cincinnati (1)      | 11   | L, 72-56        |
| Dec. 6, 2011   | at Syracuse             | 3    | L, 62-56        |
| Jan. 19, 2011  | vs. West Virginia (1)   | 21   | W, 75-71        |
| Jan. 5, 2011   | at UCF                  | 19   | L, 65-58        |
| March 2, 2010  | UTEP                    | 24   | L, 80-76        |
| Jan. 20, 2010  | vs. West Virginia (1)   | 11   | L, 68-60        |
| Dec. 22, 2009  | at North Carolina       | 10   | L, 98-61        |
| Jan. 12, 2008  | Memphis                 | 2    | L, 68-45        |
| March 8, 2007  | at Memphis*             | 5    | L, 92-71        |
| Dec. 4, 2006   | at Memphis              | 14   | L, 78-59        |
| Feb. 11, 2006  | Memphis                 | 3    | L, 91-81        |
| Jan. 25, 2006  | vs. West Virginia (1)   | 9    | W, 58-52        |
| Jan. 7, 2006   | George Washington       | 20   | L, 79-73 (ot)   |
| Dec. 1, 2003   | vs. Kentucky (2)        | 10   | L, 89-76        |
| Nov. 16, 2001  | at Kentucky             | 4    | L, 90-73        |
| Dec. 2, 2000   | at Dayton               | 24   | W, 67-65        |
| Nov. 21, 2000  | at Cincinnati           | 16   | L, 79-75        |
| Feb. 16, 1998  | vs. West Virginia (1)   | 16   | L, 71-58        |
| Dec. 17, 1997  | Wake Forest             | 23   | W, 73-66        |
| Dec. 30, 1996  | at Clemson              | 6    | L, 73-57        |
| Dec. 19, 1995  | vs. Kentucky (3)        | 4    | L, 118-99       |
| Dec. 30, 1994  | at Wake Forest          | 18   | L, 95-59        |
| Dec. 27, 1994  | at Kentucky             | 5    | L, 116-75       |
| Jan. 19, 1994  | vs. West Virginia (1)   | 24   | L, 79-67        |
| Jan. 2, 1994   | at North Carolina       | 2    | L, 116-62       |
| Feb. 23, 1991  | East Tenn. State        | 13   | W, 107-103 (ot) |
| Jan. 28, 1991  | at East Tenn. State     | 12   | L, 99-88        |
| Dec. 27, 1990  | vs. Indiana (4)         | 5    | L, 91-67        |
| Dec. 20, 1990  | Virginia                | 19   | L, 74-60        |
| Dec. 6, 1990   | at Pittsburgh           | 11   | L, 105-75       |
| Feb. 9, 1989   | vs. West Virginia (1)   | 15   | L, 81-73        |
| March 12, 1987 | vs. TCU**               | 19   | L, 76-60        |
| Nov. 29, 1985  | vs. Oklahoma (5)        | 13   | L, 81-70        |
| March 15, 1985 | vs. VCU***              | 11   | L, 81-65        |
| Dec. 28, 1983  | vs. Georgetown (6)      | 5    | L, 82-71        |
| Dec. 29, 1980  | at Maryland             | 9    | L, 114-89       |
| Jan. 8, 1979   | at Louisville           | 16   | L, 112-64       |
| Feb. 1, 1978   | Louisville              | 9    | L, 85-69        |
| Dec. 30, 1977  | Detroit                 | 20   | L, 89-84        |
| Feb. 24, 1977  | at Detroit              | 16   | L, 122-86       |
| Jan. 15, 1977  | at Louisville           | 13   | L, 105-85       |
| Dec. 1, 1976   | at North Carolina       | 9    | L, 90-70        |
| March 11, 1972 | vs. SW Louisiana****    | 9    | L, 112-101      |
| Dec. 28, 1971  | at Marquette            | 2    | L, 74-72        |
| Dec. 18, 1971  | St. John's              | 8    | W, 110-107      |
| Dec. 5, 1969   | at Duquesne             | 11   | L, 120-75       |
| Feb. 1, 1968   | vs. Houston (7)         | 1    | L, 102-93       |
| Jan. 24, 1966  | at Loyola, Ill.         | 9    | L, 92-68        |
| Feb. 29, 1964  | at Loyola, Ill.         | 10   | L, 117-63       |
| Jan. 3, 1963   | at Loyola, Ill.         | 2    | L, 103-58       |
| Feb. 10, 1962  | Bowling Green           | 8    | L, 73-70        |
| Jan. 20, 1962  | at Bowling Green        | 9    | L, 68-55        |
| Dec. 16, 1961  | at Cincinnati           | 2    | L, 77-49        |
| March 4, 1961  | Cincinnati              | 3    | L, 69-57        |
| Feb. 13, 1960  | Toledo                  | 11   | L, 65-48        |
| Jan. 16, 1960  | at Toledo               | 18   | L, 63-51        |
| Feb. 21, 1959  | vs. St. Bonaventure (8) | 14   | L, 90-77        |
| Dec. 22, 1958  | Seattle                 | 16   | L, 91-80        |
| Dec. 13, 1958  | at Cincinnati           | 1    | L, 106-86       |
| Feb. 12, 1952  | Western Kentucky        | 20   | L, 87-82        |
| Jan. 21, 1950  | Louisville              | 19   | W, 96-72        |

\*Conference USA Tournament in Memphis, Tenn.

\*\*NCAA Tournament in Charlotte, N.C.

\*\*\*NCAA Tournament in Albuquerque, N.M.

\*\*\*\*NCAA Tournament in Las Cruces, N.M.

(1) Charleston, W.Va. – Charleston Civic Center

(2) Cincinnati, Ohio – Riverfront Coliseum

(3) Louisville, Ky. – Freedom Hall

(4) Indianapolis, Ind. – Market Square Arena

(5) Honolulu, Hawaii – Blaisdell Arena

(6) Las Vegas, Nev. – Thomas & Mack Center

(7) New York, N.Y. – Madison Square Garden

(8) Buffalo, N.Y. – Buffalo Memorial Auditorium

## 2017-18 CUSA ALL-CONFERENCE TEAMS

### FIRST TEAM SCHOOL

|                   |                  |
|-------------------|------------------|
| <b>Jon Elmore</b> | <b>Marshall</b>  |
| Nick King         | Middle Tennessee |
| Ahmad Caver       | Old Dominion     |
| Chris Cokley      | UAB              |
| Justin Johnson    | WKU              |

### SECOND TEAM SCHOOL

|                   |                  |
|-------------------|------------------|
| <b>C.J. Burks</b> | <b>Marshall</b>  |
| Giddy Potts       | Middle Tennessee |
| Roosevelt Smart   | North Texas      |
| Jhivvan Jackson   | UTSA             |
| Darius Thompson   | WKU              |

### THIRD TEAM SCHOOL

|                     |                  |
|---------------------|------------------|
| Brian Beard Jr.     | FIU              |
| Ronald Delph        | Florida Atlantic |
| Jacobi Boykins      | La. Tech         |
| <b>Ajdin Penava</b> | <b>Marshall</b>  |
| B.J. Stith          | Old Dominion     |

### ALL-DEFENSE SCHOOL

|                     |                  |
|---------------------|------------------|
| Brian Beard Jr.     | FIU              |
| <b>Ajdin Penava</b> | <b>Marshall</b>  |
| Tyrik Dixon         | Middle Tennessee |
| Ahmad Caver         | Old Dominion     |
| William Lee         | UAB              |

## // CONFERENCE USA PLAYERS OF THE WEEK

- Conference USA names a Player of the Week and Freshman of the Week for men's basketball each Monday through the regular season. The awards are selected by a media panel with one representative in each league city.

### PLAYERS OF THE WEEK

Nov. 12 - Jon Davis, Charlotte  
 Nov. 19 - Brian Beard, Jr., FIU  
 Nov. 26 - Evan Gilyard, UTEP

### FRESHMEN OF THE WEEK

Nov. 12 - Charles Bassey, WKU  
 Nov. 19 - Charles Bassey, WKU  
 Nov. 26 - Efe Odigie, UTEP

## // 2018-19 GAME-BY-GAME LEADERS

| OPPONENT             | DATE  | RESULT    | PTS          | REBS        | ASTS             | BLKS                     |
|----------------------|-------|-----------|--------------|-------------|------------------|--------------------------|
| at EKU               | 11/7  | W, 105-77 | Burks, 30    | Watson, 10  | Elmore, 6        | Elmore, 3                |
| vs. Hofstra          | 11/11 | W, 76-72  | Elmore, 33   | Elmore, 8   | Burks, 6         | George/Williams, 2       |
| vs. Mount St. Mary's | 11/14 | W, 98-75  | Elmore, 24   | Watson, 8   | Watson, 10       | Bennett/Elmore, 1        |
| vs. NC A&T           | 11/19 | W, 95-71  | Elmore, 18   | Watson, 7   | Elmore/Watson, 5 | Burks/Kinsey/Williams, 1 |
| at Maryland          | 11/23 | L, 104-67 | Williams, 24 | Williams, 5 | Elmore/West, 3   | Williams, 3              |
| vs. William & Mary   | 11/28 | W, 84-64  | Elmore, 26   | Watson, 7   | Elmore, 5        | George/Williams, 2       |

### Hassan Whiteside, Marshall 2009-2010

2010 NBA Draft Round 2, Pick 33 overall: Sacramento Kings



### Mike D'Antoni, Marshall 1970-1973

Head coach: Houston Rockets; two-time NBA Coach of the Year



### MARSHALL'S LARGEST IN 2018-19

|                         |                                      |
|-------------------------|--------------------------------------|
| Lead                    | 34, twice, last vs. NC A&T (Nov. 19) |
| Deficit                 | 46, at Maryland (Nov. 23)            |
| Margin of Victory       | 28, at EKU (Nov. 7)                  |
| Margin of Defeat        | 37, at Maryland, Nov. 23             |
| Halftime Lead           | 20, vs. NC A&T (Nov. 19)             |
| Halftime Deficit        | 15, vs. Hofstra (Nov. 11)            |
| Deficit in Win          | 8, vs Mount St. Mary's (Nov. 14)     |
| Halftime Deficit in Win | 3, vs. Hofstra (Nov. 11)             |
| Lead in Loss            | 4, at Maryland (Nov. 23)             |
| Halftime Lead in Loss   | --                                   |

### 2018-19 LED (TIED) THE TEAM IN...

|          | Pts. | Rebs. | Asts. | Stls. | Blks. |
|----------|------|-------|-------|-------|-------|
| Bennett  | --   | --    | --    | --    | 1     |
| Burks    | 1    | --    | 1     | 1     | 1     |
| Elmore   | 4    | 1     | 4     | 1     | 2     |
| George   | --   | --    | --    | --    | 2     |
| Kinsey   | --   | --    | --    | --    | 1     |
| Watson   | --   | 4     | 2     | 1     | --    |
| West     | --   | --    | 1     | 1     | --    |
| Williams | 1    | 1     | --    | --    | 4     |

## // RECORDS WATCH

### CAREER RECORDS

#### POINTS (MIN. 1,000)

|    |                                |              |
|----|--------------------------------|--------------|
| 1. | Skip Henderson (1984-88)       | 2,574        |
| 2. | John Taft (1987-91)            | 2,332        |
| 3. | <b>Jon Elmore (2015-pres.)</b> | <b>2,012</b> |
| 4. | Walt Walowac (1950-54)         | 1,982        |

#### 3-POINT FIELD GOALS MADE (MIN. 65)

|    |                                |            |
|----|--------------------------------|------------|
| 1. | Austin Loop (2013-17)          | 293        |
| 2. | <b>Jon Elmore (2015-pres.)</b> | <b>261</b> |

#### FREE THROWS MADE

|    |                                |            |
|----|--------------------------------|------------|
| 1. | <b>Jon Elmore (2015-pres.)</b> | <b>547</b> |
| 2. | John Taft (1987-91)            | 525        |

#### ASSISTS

|    |                                |            |
|----|--------------------------------|------------|
| 1. | Greg White (1977-81)           | 701        |
| 2. | Mike D'Antoni (1970-73)        | 659        |
| 3. | <b>Jon Elmore (2015-pres.)</b> | <b>628</b> |

### CONFERENCE USA RECORDS

#### POINTS

|    |                                |              |
|----|--------------------------------|--------------|
| 1. | Stefon Jackson, UTEP           | 2,456        |
| 2. | Randy Culpepper, UTEP          | 2,338        |
| 3. | Altron Jackson, USF            | 2,017        |
| 4. | <b>Jon Elmore (2015-pres.)</b> | <b>2,012</b> |
| 5. | Steve Logan, CIN               | 1,985        |

#### ASSISTS

|    |                                |            |
|----|--------------------------------|------------|
| 1. | Julyan Stone, UTEP             | 714        |
| 2. | Aaron Johnson, UAB             | 664        |
| 3. | Reggie Kohn, USF               | 632        |
| 4. | <b>Jon Elmore (2015-pres.)</b> | <b>628</b> |

#### FREE THROWS MADE

|    |                                |            |
|----|--------------------------------|------------|
| 1. | Stefon Jackson (UTEP)          | 726        |
| 2. | <b>Jon Elmore (2015-pres.)</b> | <b>547</b> |

## // BY THE NUMBERS

### MARSHALL'S 2018-19 SEASON

|                                      | Under D'Antoni 18-19 |     |
|--------------------------------------|----------------------|-----|
| At home                              | 52-16                | 4-0 |
| On the road                          | 17-41                | 1-1 |
| Neutral                              | 9-7                  | --  |
| C-USA home game                      | 26-10                | --  |
| C-USA road game                      | 15-21                | --  |
| C-USA Tournament game                | 7-3                  | --  |
| Vs. Ranked Opponents                 | 1-8                  | --  |
| Vs. Unranked Opponents               | 77-55                | 5-1 |
| Leading at half                      | 60-10                | 4-0 |
| Trailing at half                     | 15-50                | 1-1 |
| Tied at half                         | 3-3                  | --  |
| Leading with 5:00 to play            | 71-4                 | 4-0 |
| Trailing with 5:00 to play           | 7-59                 | 1-1 |
| Tied with 5:00 to play               | 0-1                  | --  |
| Shooting 50% or better               | 28-6                 | 3-0 |
| Shooting less than 50%               | 50-57                | 2-1 |
| Opponent shoots 50% or better        | 8-26                 | 1-1 |
| Opponent shoots less than 50%        | 60-37                | 4-0 |
| Outrebounding the opponent           | 33-7                 | 1-0 |
| Outrebounded by opponent             | 40-56                | 4-1 |
| Rebounds are equal                   | 3-2                  | --  |
| Having more turnovers                | 26-37                | 0-1 |
| Opponent has more turnovers          | 46-25                | 5-0 |
| Turnovers are equal                  | 5-3                  | --  |
| Making more free throws              | 52-19                | 1-0 |
| Opponent makes more free throws      | 22-37                | 4-1 |
| Free throws are even                 | 2-8                  | --  |
| Scoring more points in paint         | 34-12                | 5-0 |
| Opponent scores more points in paint | 40-46                | 0-1 |
| Points in the paint are even         | 3-6                  | --  |
| Game decided by 1-5 points           | 17-16                | 1-0 |
| Game decided by 6-10 points          | 19-14                | --  |
| Game decided by 11-15 points         | 12-15                | --  |
| Game decided by 16+ points           | 29-19                | 4-1 |
| Scoring fewer than 60 points         | 0-11                 | --  |
| Scoring 60-69 points                 | 5-16                 | 0-1 |
| Scoring 70-79 points                 | 15-19                | 1-0 |
| Scoring 80+ points                   | 33-10                | 1-0 |
| Scoring 90+ points                   | 31-7                 | 2-0 |
| Scoring 100+ points                  | 9-3                  | 1-0 |
| Opponent scores fewer than 60 points | 4-1                  | --  |
| Opponent scores 60-69 points         | 22-6                 | 1-0 |
| Opponent scores 70-79 points         | 24-9                 | 4-0 |
| Opponent scores 80+ points           | 17-28                | --  |
| Opponent scores 90+ points           | 6-18                 | --  |
| Opponent scores 100+ points          | 4-6                  | 0-1 |
| In overtime(s)                       | 6-2                  | --  |
| In single overtime                   | 3-2                  | --  |
| In double overtime                   | --                   | --  |
| One Herd player scores 10+           | 0-2                  | --  |
| Two Herd players score 10+           | 7-12                 | 1-0 |
| Three Herd players score 10+         | 20-25                | 0-1 |
| Four Herd players score 10+          | 35-35                | 3-0 |
| Five Herd players score 10+          | 15-8                 | 1-0 |
| In November                          | 18-10                | 5-1 |
| In December                          | 15-18                | --  |
| In January                           | 17-15                | --  |
| In February                          | 18-10                | --  |
| In March                             | 10-9                 | --  |
| On television                        | 27-31                | 1-1 |

## // 2018-19 SPECIALTY STATS

|                      | Points off |     |       |    |       |
|----------------------|------------|-----|-------|----|-------|
|                      | Paint      | T/O | 2ndCh | FB | Bench |
| at EKU               | 42         | 15  | 21    | 4  | 36    |
| Marshall             | 56         | 25  | 17    | 18 | 24    |
| vs. Hofstra          | 20         | 12  | 16    | 2  | 9     |
| Marshall             | 40         | 15  | 9     | 6  | 12    |
| vs. Mount St. Mary's | 6          | 7   | 8     | 8  | 11    |
| Marshall             | 29         | 33  | 8     | 15 | 20    |
| vs. NC A&T           | 34         | 8   | 8     | 6  | 24    |
| Marshall             | 42         | 39  | 15    | 14 | 31    |
| at Maryland          | 46         | 22  | 18    | 20 | 20    |
| Marshall             | 32         | 16  | 4     | 13 | 21    |
| vs. William & Mary   | 34         | 9   | 13    | 0  | 23    |
| Marshall             | 40         | 21  | 10    | 4  | 20    |

# // THE LAST TIME MARSHALL

## TEAM WON/LOST

|                                   |                                                                |
|-----------------------------------|----------------------------------------------------------------|
| PLAYED RANKED TEAM                | 3/3/18, at No. 24 Middle Tennessee (W, 76-67)                  |
| BEAT RANKED TEAM                  | 3/3/18, at No. 24 Middle Tennessee (W, 76-67)                  |
| PLAYED TOP 10 TEAM                | 12/19/17, No. 9 Xavier (L, 81-77)                              |
| BEAT TOP 10 TEAM                  | 1/25/06, vs. No. 9 West Virginia (58-52, in Charleston, W.Va.) |
| PLAYED TOP 5 TEAM                 | 12/27/15, vs. No. 4 Maryland (L, 87-67)                        |
| BEAT TOP 5 TEAM                   | Never                                                          |
| BEAT POWER CONFERENCE TEAM        | 11/25/11, at Cincinnati (Big East) (73-69)                     |
| BEAT POWER CONFERENCE TEAM (ROAD) | 11/25/11, Cincinnati (Big East) (73-69)                        |
| WON IN OVERTIME                   | 1/16/18, vs. UAB (86-78)                                       |
| LOST IN OVERTIME                  | 12/22/16, at No. 24 Cincinnati (L, 93-91)                      |
| PLAYED DOUBLE OVERTIME            | 11/18/12, vs. Hofstra (L, 103-100 2OT)                         |
| PLAYED TRIPLE OVERTIME            | 3/8/12, vs. Tulsa (W, 105-100 3OT)                             |
| WON C-USA (ROAD)                  | 3/3/18, at No. 24 Middle Tennessee (W, 76-67)                  |
| WON C-USA TOURNAMENT GAME         | 3/10/18, vs. WKU (W, 67-66)                                    |
| WON NON-CONFERENCE (ROAD)         | 11/7/18, at ECU (105-77)                                       |
| WON NON-CONFERENCE (NEUTRAL)      | 3/16/18, vs. Wichita State (81-75)                             |
| LOST C-USA (HOME)                 | 2/22/18, vs. Old Dominion (84-79)                              |
| LOST NON-CONFERENCE (HOME)        | 12/4/15, vs. Akron (75-65)                                     |

## TEAM SCORING

|                            |                                       |
|----------------------------|---------------------------------------|
| SCORED 100+                | 11/7/18, at ECU (105)                 |
| SCORED 100+ (REGULATION)   | 11/7/18, at ECU (105)                 |
| SCORED 100+ (D-I OPPONENT) | 11/7/18, at ECU (105)                 |
| ALLOWED 100+               | 1/6/18, vs. WKU (112)                 |
| SCORED 90+                 | 3/8/18, vs. UTSA (95)                 |
| ALLOWED 90+                | 3/1/18, vs. UAB (91)                  |
| SCORED 80+                 | 11/7/18, at ECU (105)                 |
| SCORED 80+ (C-USA)         | 3/8/18, vs. UTSA (95)                 |
| SCORED 60+ IN A HALF       | 11/29/17, at William & Mary (60)      |
| SCORED 50 OR LESS          | 3/11/15, vs. WKU (49)                 |
| ALLOWED 50 OR LESS         | 11/16/14, vs. Savannah State (47)     |
| SCORED 40 OR LESS          | 2/4/06, at Tulane (36)                |
| ALLOWED 40 OR LESS         | 12/3/09, vs. Salem International (35) |

## TEAM SHOOTING

|                        |                                       |
|------------------------|---------------------------------------|
| SHOT 60%+ FG           | 12/22/17, vs. ECU (61.8%, 34-55)      |
| SHOT 55%+ FG           | 2/15/18, at Rice (56.7%, 34-60)       |
| SHOT 70%+ FROM 3PT     | 3/6/04, vs. Miami (Ohio) (77.8%, 7-9) |
| SHOT 0.0% FROM 3PT     | 2/27/89, vs. Appalachian State (0-2)  |
| SHOT 100%+ FROM FT     | 1/20/18, vs. UAB (100%, 18-18)        |
| SHOT 95%+ FROM FT      | 1/20/18, vs. UAB (100%, 18-18)        |
| OPP SHOT 60%+ FG       | 1/6/18, vs. WKU (62.5%, 45-72)        |
| OPP SHOT 55%+ FG       | 1/6/18, vs. WKU (62.5%, 45-72)        |
| OPP SHOT 50%+ FROM 3PT | 1/6/18, vs. WKU (62.5%, 7-14)         |
| OPP SHOT 0.0% FROM 3PT | 12/19/12, vs. Savannah State (0-7)    |

## TEAM REBOUNDING

|                  |                      |
|------------------|----------------------|
| 50+ REBOUNDS     | 11/7/18, at ECU (53) |
| OPP 50+ REBOUNDS | 1/6/18, vs. WKU (53) |

## TEAM ASSISTS, TURNOVERS, BLOCKS, STEALS

|                      |                                     |
|----------------------|-------------------------------------|
| 25+ ASSISTS          | 11/14/18, vs. Mount St. Mary's (28) |
| 20+ ASSISTS          | 11/19/18, vs. NC A&T (22)           |
| 5 OR FEWER TURNOVERS | 2/11/12, vs. East Carolina (5)      |
| 4 OR FEWER TURNOVERS | 1/17/83, vs. Furman (4)             |
| 25+ TURNOVERS        | 11/17/13, at Morehead State (26)    |
| 30+ TURNOVERS        | 1/23/13, at Southern Miss (31)      |
| 10+ BLOCKS           | 12/22/17, vs. ECU (12)              |
| 15+ STEALS           | 11/26/17, vs. Concord (15)          |
| 10+ STEALS           | 11/23/18, at Maryland (11)          |
| OPP 25+ ASSISTS      | 1/20/18, vs. UAB (26)               |
| OPP 10+ BLOCKS       | 1/5/11, vs. UCF (11)                |
| OPP 15+ STEALS       | 1/23/13, vs. Southern Miss (20)     |

## INDIVIDUAL SCORING

|                                |                                                                                                                                            |
|--------------------------------|--------------------------------------------------------------------------------------------------------------------------------------------|
| PLAYER 40+ POINTS              | 3/8/12, DeAndre Kane vs. Tulsa (40)                                                                                                        |
| PLAYER 30+ POINTS              | 11/11/18, Jon Elmore, vs. Hofstra (33)                                                                                                     |
| PLAYER 8+ 3-POINTERS           | 2/24/18, Jon Elmore vs. Charlotte (9)                                                                                                      |
| PLAYER 7+ 3-POINTERS           | 11/14/18, Jon Elmore vs. Mount St. Mary's (7)                                                                                              |
| PLAYER 15+ FTS                 | 3/5/16, Jon Elmore vs. Southern Miss (15)                                                                                                  |
| SIX PLAYERS 10+ POINTS         | 11/26/17 vs. Concord<br>Jon Elmore (22), Ajdin Penava (17), C.J. Burks (19)<br>Jarrod West (11), Darius George (12), Jansson Williams (10) |
| FIVE PLAYERS 10+ POINTS        | 11/19/18 vs. NC A&T<br>Jon Elmore (18), C.J. Burks (15), Darius George (12), Jansson Williams (11), Iran Bennett (11)                      |
| TWO DOUBLE-DOUBLES IN ONE GAME | 3/8/18, vs. UTSA<br>Jon Elmore (15 points, 11 assists), Ajdin Penava (23 points, 12 rebounds)                                              |
| PLAYER DOUBLE-DOUBLE PTS/ASSTS | 2/22/18, Jon Elmore vs. Old Dominion (24 points, 11 assists)                                                                               |
| PLAYER 20/20                   | 2/18/16, James Kelly vs. Charlotte (27/23)                                                                                                 |
| PLAYER TRIPLE-DOUBLE           | 1/20/18, vs. UAB, Jon Elmore (14 points, 12 rebounds, 10 assists)                                                                          |
| OPP 50+ POINTS                 | 2/27/60, Jim Darrow, Bowling Green (52)                                                                                                    |
| OPP 40+ POINTS                 | 3/5/16, Kourtlin Jackson, Southern Miss (40)                                                                                               |
| OPP 30+ POINTS                 | 1/11/18, Jon Davis, at Charlotte (38)                                                                                                      |
| OPP 10+ 3-POINTERS             | 11/29/17, Connor Burchfield at William & Mary (10)                                                                                         |
| OPP 8+ 3-POINTERS              | 11/29/17, Connor Burchfield at William & Mary (10)                                                                                         |
| OPP 10+ FTS                    | 12/9/17, Tre'Shaun Fletcher, Toledo (15)                                                                                                   |

## INDIVIDUAL REBOUNDING

|                     |                                               |
|---------------------|-----------------------------------------------|
| PLAYER 20+ REBOUNDS | 2/18/16, James Kelly vs. Charlotte (23)       |
| PLAYER 15+ REBOUNDS | 12/28/17, Ajdin Penava vs. Southern Miss (15) |
| OPP 20+ REBOUNDS    | 1/21/16, Joseph Uchebo, at Charlotte (21)     |
| OPP 15+ REBOUNDS    | 11/23/18, Bruno Fernando, at Maryland (16)    |

## INDIVIDUAL ASSISTS, BLOCKS, STEALS

|                    |                                                       |
|--------------------|-------------------------------------------------------|
| PLAYER 15+ ASSISTS | 12/30/99, Cornelius Jackson vs. Central Michigan (15) |
| PLAYER 10+ ASSISTS | 11/14/18, Rondale Watson vs. Mount St. Mary's (10)    |
| PLAYER 7+ BLOCKS   | 12/22/17, Ajdin Penava vs. ECU (9)                    |
| PLAYER 6+ BLOCKS   | 1/20/18, Ajdin Penava vs. UAB (6)                     |
| PLAYER 5+ BLOCKS   | 2/22/18, Ajdin Penava vs. Old Dominion (5)            |
| PLAYER 7+ STEALS   | 12/15/99, Travis Young vs. Rio Grande (7)             |
| PLAYER 6+ STEALS   | 11/26/17, Jon Elmore vs. Concord (6)                  |
| PLAYER 5+ STEALS   | 11/19/18, C.J. Burks vs. NC A&T (5)                   |
| OPP 15+ ASSISTS    | 1/5/13, D.J. Cooper, Ohio (17)                        |
| OPP 10+ ASSISTS    | 1/20/18, Nick Norton, UAB (10)                        |
| OPP 5+ BLOCKS      | 11/27/10, Terrence Jennings, Louisville (6)           |
| OPP 5+ STEALS      | 12/17/15, Daxter Miles, Jr., No. 20 West Virginia (5) |

## QUOTEABLE

"I love the way they play offense. Elmore is a special player. He's as adept shooting threes as he is getting to the foul line. He's surrounded by some really skilled personnel. We have a lot of respect for Marshall. They do a great job of spacing the floor and playing with space. They are difficult to prepare for. It's a big challenge."  
- Chris Mack, Xavier head coach (Dec. 18, 2017)

"Marshall right now is playing like one of the best offensive teams in college basketball. I think they spread it around. They're playing well, had a great crowd, great atmosphere...The league is good. We need Marshall to be good in basketball. We do. We need more teams to play at a high level. It just makes our league better, and I think we all know that."  
- Kermit Davis, Middle Tennessee head coach (Jan. 29, 2016)

"Marshall was a tough team for us to match up with. The big guys can handle it and drive it, first half we had a hard time guarding them."  
- Mark Turgeon, Maryland head coach (Dec. 27, 2015)

"They're a good team. They can really shoot the basketball and spread the floor."  
- Dan Majerle, Grand Canyon head coach (Dec. 22, 2015)

## // NUMERICAL ROSTER

| NO. | NAME                | HT   | POS. | YR.   | HOMETOWN           | HIGH SCHOOL/LAST SCHOOL   |
|-----|---------------------|------|------|-------|--------------------|---------------------------|
| 0   | Christian Thieneman | 6-5  | F    | Jr.   | Louisville, Ky.    | Trinity HS                |
| 1   | Taevion Kinsey      | 6-5  | G    | Fr.   | Columbus, Ohio     | Eastmoor Academy          |
| 2   | Iran Bennett        | 6-9  | F    | R-Fr. | Durham, N.C.       | Hargrave Military Academy |
| 3   | Jansson Williams    | 6-9  | F    | So.   | Newnan, Ga.        | Newnan HS                 |
| 4   | DeAundra Murphy     | 6-3  | G    | Fr.   | Huntington, W.Va.  | St. Joseph Catholic HS    |
| 5   | Jeremy Dillon       | 6-5  | G    | Fr.   | Mingo, W.Va.       | Mingo Central HS          |
| 11  | Luke Thomas         | 6-0  | G    | Fr.   | Proctorville, Ohio | Fairland HS               |
| 12  | Ante Sustic         | 6-10 | F    | Jr.   | Split, Croatia     | Highland CC               |
| 13  | Jarrod West         | 5-11 | G    | So.   | Clarksburg, W.Va.  | Notre Dame HS             |
| 14  | C.J. Burks          | 6-4  | G    | Sr.   | Martinsburg, W.Va. | Hedgesville HS            |
| 21  | Darius George       | 6-7  | F    | So.   | Staunton, Va.      | Robert E. Lee HS          |
| 23  | Rondale Watson      | 6-4  | G    | Sr.   | Lewisburg, W.Va.   | Wake Forest               |
| 24  | Cam Brooks-Harris   | 6-6  | F    | Fr.   | Zanesville, Ohio   | Zanesville HS             |
| 25  | Wilhelm von Arndt   | 6-0  | G    | Fr.   | Stockholm, Sweden  |                           |
| 31  | Mikel Beyers        | 6-9  | F    | So.   | Houston, Texas     | Mesa CC                   |
| 33  | Jon Elmore          | 6-3  | G    | Sr.   | Charleston, W.Va.  | VMI                       |

### COACHING STAFF

**Head Coach:** Dan D'Antoni (Marshall, '70)

**Assistant Coaches:** Mark Cline (Wake Forest, '88), Scott Rigot (Buffalo, '86), Cornelius Jackson (Marshall, '01)

**Director of Basketball Operations:** Neal Scaggs (Marshall '13)

**Video Coordinator:** Ivan Vujic (Valparaiso '06)

**Strength Coach:** Joe Varga (Central Conn. State, '06)

**Athletic Trainer:** Chris Lapole (Marshall, '98)

**Graduate Assistants:** Patrick Herlihy (Syracuse '17), Milan Mijovic (Marshall '17)

### PRONUNCIATION GUIDE

Christian Thieneman – THEE-nuh-man

Taevion Kinsey – Tay-VEE-on

Iran Bennett – Eye-run

DeAundra Murphy – Dee-ON-dra

Ante Sustic – Ahn-tay SOOS-tich

Wilhem von Arndt – Will-helm

Rondale Watson – Ron-Dell

Dan D'Antoni - dan-TONY

Scott Rigot - ree-ZJOH

## // QUICK FACTS

### THE UNIVERSITY

|                       |                             |
|-----------------------|-----------------------------|
| Name                  | Marshall University         |
| Founded               | 1837                        |
| Location              | Huntington, W.Va.           |
| Enrollment            | 14,000                      |
| Nickname              | Thundering Herd             |
| Colors                | Kelly Green & White         |
| Conference            | Conference USA              |
| Home                  | Cam Henderson Center/9,048  |
| President             | Dr. Jerome "Jerry" Gilbert  |
| Director of Athletics | Mike Hamrick (Marshall '80) |

### COACHING STAFF

|                                   |                                   |
|-----------------------------------|-----------------------------------|
| Head Coach                        | Dan D'Antoni (Marshall, '70)      |
| Career record (seasons)           | 73-63 (four seasons)              |
| Conference USA record (seasons)   | 41-32 (four seasons)              |
| Assistant Coach                   | Mark Cline (Wake Forest, '88)     |
|                                   | Ninth season                      |
| Assistant Coach                   | Scott Rigot (Buffalo, '86)        |
|                                   | Fifth season                      |
| Assistant Coach                   | Cornelius Jackson (Marshall, '01) |
|                                   | Second Season                     |
| Director of Basketball Operations | Neal Scaggs (Marshall, '13)       |
|                                   | Third season                      |

### TEAM INFORMATION

|                                      |           |
|--------------------------------------|-----------|
| 2017-18 Record                       | 25-11     |
| 2017-18 Conference USA Record/Finish | 12-6, 4th |
| Starters Returning/Lost              | 3/2       |
| Letterwinners Returning/Lost         | 7/7       |
| Newcomers                            | 5         |

### PROGRAM HISTORY

|                                 |                                                    |
|---------------------------------|----------------------------------------------------|
| First Year of Basketball        | 1906-07                                            |
| Overall Record                  | 1,460-1,094-2 (.570), 111 seasons                  |
| C-USA Record                    | 107-107 (.500), 14 seasons                         |
| Cam Henderson Center Record     | 404-124 (.765), 37 seasons                         |
| C-USA Tournament Record         | 7-12                                               |
| Last C-USA Tournament           |                                                    |
|                                 | L, 83-72 vs. Middle Tennessee (C-USA Championship) |
| NCAA Tournament Appearances     | 5 (1956, '72, '84, '85, '87, '18)                  |
| Last NCAA Tournament Appearance |                                                    |
|                                 | L, 94-71 vs. WVU (2018 - Second Round)             |
| NIT Appearances                 | 5 (1967, '68, '73, '88, 2012)                      |
| Last NIT Appearance             |                                                    |
|                                 | L, 86-78 vs. Middle Tennessee (2012 - First Round) |
| CIT Appearances                 | 2 (2010, '11)                                      |
| Last CIT Appearance             |                                                    |
|                                 | L, 65-64 vs. Ohio (2011 - First Round)             |

### SPORTS INFORMATION

|                                 |                                        |
|---------------------------------|----------------------------------------|
| Assoc. Dir., Sports Information | Cody Linn (Ohio '15)                   |
| Office                          | (304) 696-2418                         |
| Cell                            | (740) 424-6342                         |
| E-Mail                          | linnc@marshall.edu                     |
| Asst. AD/Media Relations        | Jason Corriher (NC State '00)          |
| Office                          | (304) 696-4660                         |
| E-Mail                          | corriher@marshall.edu                  |
| Assoc. Dir., Sports Information | Scott Hall (Marshall '05)              |
| Sports Information Fax          | (304) 696-2325                         |
| Press Row Phone                 | (304) 696-3303 or 7061                 |
| Mailing Address                 | Marshall University Sports Information |
|                                 | P.O. Box 1360                          |
|                                 | Huntington, WV 25715                   |
| Overnight Address               | Cam Henderson Center, Room 2036        |
|                                 | 1801 3rd Avenue                        |
|                                 | Huntington, WV 25703                   |
| Official Athletics Website      | www.HerdZone.com                       |
| Twitter/Instagram               | @HerdZone, @HerdMBB                    |
| Facebook                        | Marshall University Basketball         |
| YouTube                         | Marshall Thundering Herd               |



# DAN D'ANTONI

## HEAD COACH // FIFTH SEASON

### MARSHALL, '70

Dan D'Antoni, a Marshall Athletics Hall of Famer, was named the Thundering Herd men's basketball coach on April 25, 2014. A former star MU point guard, D'Antoni helped Marshall to appearances in the 1967 and 1968 National Invitation Tournaments.

D'Antoni's fourth season saw Marshall end a 31-year NCAA tournament drought, win the program's first ever NCAA Tournament game, win Conference USA for the first time ever, beat multiple ranked teams for the first time in Thundering Herd history, have three players earn all-conference honors and win 25 games.

This year's Thundering Herd vanquished its postseason demons, captured its first Conference USA championship and received a Big Dance berth for the first time in 31 years. What followed elevated a season from unusual to unrivaled, as the Herd became the 28th No. 13 seed in the 34 years since the NCAA tournament expanded to 64 teams (now 68) to defeat a No. 4 seed (Wichita State). That was Marshall's first tournament win.

The Herd had never defeated multiple Top 25 teams in the same season, as it did in 2017-18, and records fell by the wayside. D'Antoni's fourth year saw the most points (3,017), most 3s (362) and most assists (615) by a Herd team in program history.

D'Antoni became the first coach in Marshall hoops history to improve his team's win total each of the first four seasons at the helm: 11 to 17 to 20 to 25. Only four coaches in Marshall hoops history have had back-to-back 20-win seasons and D'Antoni became the coach to reach that since Rick Huckabay did so in the 80s.

Other on the court honors included Jon Elmore, C.J. Burks and Ajdin Penava combining for six C-USA Player of the Week awards, three all-conference honors, one C-USA Tournament MVP, two all-tournament selections and one Defensive Player of the Year award. It was the second time three Marshall men's basketball players have been named to all-conference team in the same year since Keith Veney, John Brannen and Sidney Coles accomplished that in 1997.

Off the court, Elmore was named to the All-Academic team to become the second player ever in program history to be selected for the team three different times. The team as a whole also thrived in the classroom, as it had a cumulative 3.22 GPA.

In D'Antoni's third season, Marshall reached 20 wins and the Conference USA Conference Tournament final since 2012. Thanks to the team's "hillbilly style" of basketball, the Herd broke several records, including points (2,997) and 3-point field goals made (356), while having the No. 7 scoring offense in the nation.

Other on the court highlights included having three separate (Jon Elmore, Stevie Browning and Ryan Taylor) earn C-USA Player of the Week honors, which was the first time a Marshall team had three players recognized in the same season for player of the week honors since the 1986-87 season, Taylor becoming the first player in program and league history to be named the Oscar Robertson National Player of the Week on Jan. 11 and Elmore and Taylor becoming the first Marshall duo to be named on C-USA teams since DeAndre Kane and Damier Pitts in 2012.

Marshall also had academic success during the 2016-17 season. Austin Loop became the first person in program history to be named to the All-Academic team three times, while Elmore became the second player in school history to earn the honor multiple times.

D'Antoni's second season at the helm of the Thundering Herd turned man heads across Conference USA and the country with the nation's No. 3 scoring offense. Marshall finished 17-16 and improved in nearly every statistical category to the year prior.

During the 2015-16 season, D'Antoni led the Herd to its first 12-win season in C-USA play, the best conference season Marshall has had since joining the league in 2005. His high-octane offense broke or tied 14 C-USA, school and Henderson Center records. The Herd earned a program-best No. 3 seed in the league tournament and reached the C-USA semifinals for the first time since the 2011-12 season.

The fan support was tremendous throughout the year. Home attendance averaged 5,574 fans per game, while conference games averaged an attendance of 6,022.

Off the court, the Herd hit many academic milestones as well. Seven players were named to the league's Commissioner's Honor Roll, while Jacob Kilgore earned the Commissioner's Academic Medal for achieving a cumulative GPA of 3.75 or better.

"Coaching Marshall basketball has always been a dream of mine," D'Antoni said as he was introduced as the Herd coach, "even when I was little."

D'Antoni, a native of Mullens, W.Va., is Marshall's 28th men's basketball coach. He signed a four-year contract.

"It's a dream-come-true for me to bring a Dan D'Antoni back to Marshall University," Marshall Athletic Director Mike Hamrick said of D'Antoni's hire. "It's where he belongs. It's taken a while, but he's here."

D'Antoni, 68, is the older brother of former NBA coach Mike D'Antoni. Dan served as one of Mike's assistant coaches for nine NBA seasons. He was a member of the Phoenix Suns' staff from 2005-06 through 2007-08. He spent four seasons on the New York Knicks' staff, then served as an assistant on the Los Angeles Lakers' staff for two seasons.

During his career, D'Antoni also served as the head coach of the Knicks' and Lakers' NBA Summer League teams.

After D'Antoni graduated from Marshall in 1970, he joined the Herd staff as the head coach of the freshman basketball team, where he coached his younger brother, Mike, before becoming an assistant coach of the Herd varsity.

D'Antoni was named head basketball coach at Socastee High School in Myrtle Beach, S.C., in 1975. In 30 years at Socastee (1975-2005), D'Antoni accumulated over 500 wins and multiple coach of the year honors, while founding the Beach Ball Classic, one of the most prestigious high school basketball tournaments in the country. That event has featured more than 75 players who have gone on to play in the NBA.

D'Antoni was the head coach of the Beach Ball Select AAU basketball team, which featured future NBA players Raymond Felton and Ramon Sessions.

In March 2016, D'Antoni was elected to the South Carolina High School Basketball Coaches Association Hall of Fame.

D'Antoni was an All-State first team selection at Mullens High School. At Marshall, he was the starting point guard on Ellis Johnson's "Iron Man 5" that played in the 1967 and '68 NIT. The 1966-67 team reached the NIT semifinals, and D'Antoni led the tournament in assists as the Herd finished fourth. As a senior, he was an All-Mid-American Conference first team selection in 1968-69, when he led the Herd in scoring, at 17.5 points per game. D'Antoni was All-MAC second team his junior season.

D'Antoni is one of Marshall's 50 players to score 1,000 career points, with 1,109, and ranks 13th on the Herd's career free throw percentage list, at .774 (301-of-389).

D'Antoni -- whose given name is Lewis Joseph D'Antoni II -- was inducted into the Marshall Athletics Hall of Fame in 1990.

D'Antoni graduated from Marshall in 1970 with a degree in Speech and Physical Education, and also earned a Master's degree in Principles of Guidance from Marshall in 1972.

He is the father of three sons, all of whom played collegiate basketball: Matt played at Brown; Andrew attended the U.S. Military Academy at West Point and later served 3 1/2 years in Iraq, rising to the rank of captain in the U.S. Army; and Nick attended William & Mary, where he was captain of the basketball team. D'Antoni and his wife, Vanessa, also are parents of a daughter, Morgan.

## COACHING HISTORY

**ASSISTANT COACH, Los Angeles Lakers**  
2012-14

**ASSISTANT COACH, New York Knicks**  
2008-12

**ASSISTANT COACH, Phoenix Suns**  
2005-08

**HEAD COACH, Socastee High School**  
Myrtle Beach, S.C.  
1975-2005

**ASSISTANT COACH, Marshall University**  
Varsity Team  
1971-72

**HEAD COACH, Marshall University**  
Freshman Team  
1970-71

## WHAT THEY'RE SAYING ABOUT DAN D'ANTONI

"Coach D'Antoni is more than a friend to me. I compare him to a second father. We have a great relationship, and I appreciate everything he did for me."

-- Leandro Barbosa (Phoenix Suns), 11-Year NBA pro, 2007 NBA Sixth Man of the Year under D'Antoni

"Danny has been invaluable in the development of players at the high school and professional level. If you have the desire he will get everything out of you. He is a great coach. Players love playing for him and the style will be fun to watch. The Henderson Center will be rocking with excitement."

-- Mike D'Antoni, Los Angeles Lakers Head Coach

"Dan coached me for two years in New York (Knicks) and taught me a lot about the game of basketball. He made me a better person and a leader. He has the experience, knowledge, and integrity to create a winning atmosphere and develop players on and off the court."

-- David Lee (Golden State Warriors), two-time NBA All-Star

"Dan is a teacher. He's a coach who can relate to his guys off the court but also motivate them on it. He was a huge part of the most enjoyable year of basketball I played in my career, largely because of the style we played and the confidence he gave me."

-- Steve Novak (Toronto Raptors), nine-year NBA pro



# #0 CHRISTIAN THIENEMAN

JUNIOR | F | 6-5 | 205

LOUISVILLE, KY. | TRINITY HS

## 2018-19 Season Highlights

- Saw first action of season while making a three-pointer vs. Mount St. Mary's (Nov. 14)
- Scored three points against NC A&T (Nov. 19)

## THIENEMAN'S 2018-19 HIGHS

### Points

S: 3, twice, last vs. NC A&T, 11/19/18  
C: 10, at Florida Atlantic, 1/2/17

### Field Goals Made

S: 1, twice, last vs. NC A&T, 11/19/18  
C: 4, at Florida Atlantic, 1/2/17

### Field Goals Attempted

S: 2, twice, last vs. NC A&T, 11/19/18  
C: 7, at Florida Atlantic, 1/2/17

### 3PT Field Goals Made

S: 1, twice, last vs. NC A&T, 11/19/18  
C: 2, at Florida Atlantic, 1/2/17

### 3PT Field Goals Attempted

S: 1, twice, last vs. NC A&T, 11/19/18  
C: 4, at Florida Atlantic, 1/2/17

### Free Throws Made

S: --  
C: 2, vs. West Virginia Wesleyan, 12/19/16

### Free Throws Attempted

S: --  
C: 2, four times, last vs. Concord, 11/26/17

### Rebounds

S: 1, vs. Mount St. Mary's, 11/14/18  
C: 7, at Florida Atlantic, 1/2/17

### Assists

S: 1, vs. Mount St. Mary's, 11/14/18  
C: 1, three times

### Turnovers

S: --  
C: 1, 4x, last vs. Concord, 11/26/17

### Blocked Shots

S: --  
C: --  
**Steals**  
S: --  
C: 1, at Florida Atlantic, 1/2/17

### Minutes

S: 7, vs. Mount St. Mary's, 11/14/18  
C: 17, twice, last vs. ODU, 1/17/17

|           | Sea. | Car. |
|-----------|------|------|
| 10+ Pts:  | --   | 1    |
| 20+ Pts:  | --   | --   |
| 5+ Rebs:  | --   | 2    |
| 10+ Rebs: | --   | --   |
| 5+ Asts:  | --   | --   |
| Double-D: | --   | --   |

## // SEASON STATS

| Opponent            | Date     | gs  | min | Total  |      | 3-Pointers |      | Free throws |      | Rebounds |     |     |     | pf | a | t/o | blk | stl | pts | avg |
|---------------------|----------|-----|-----|--------|------|------------|------|-------------|------|----------|-----|-----|-----|----|---|-----|-----|-----|-----|-----|
|                     |          |     |     | fg-fga | pct  | 3fg-fga    | pct  | ft-fta      | pct  | off      | def | tot | avg |    |   |     |     |     |     |     |
| at Eastern Kentucky | 11/07/18 | dnp |     | -      | -    | -          | -    | -           | -    | -        | -   | -   | -   | -  | - | -   | -   | -   | -   | -   |
| HOFSTRA             | 11/11/18 | dnp |     | -      | -    | -          | -    | -           | -    | -        | -   | -   | -   | -  | - | -   | -   | -   | -   | -   |
| MOUNT ST. MARY'S    | 11/14/18 | 7   | 1-2 | .500   | 1-2  | .500       | 0-0  | .000        | 0    | 1        | 1   | 1.0 | 2   | 1  | 0 | 0   | 0   | 3   | 3.0 |     |
| NORTH CAROLINA A&T  | 11/19/18 | 5   | 1-2 | .500   | 1-1  | 1.000      | 0-0  | .000        | 0    | 0        | 0   | 0.5 | 1   | 0  | 0 | 0   | 0   | 3   | 3.0 |     |
| WILLIAM & MARY      | 11/28/18 | 2   | 0-0 | .000   | 0-0  | .000       | 0-0  | .000        | 0    | 0        | 0   | 0.3 | 1   | 0  | 0 | 0   | 0   | 0   | 2.0 |     |
| Totals              |          | 0   | 14  | 2-4    | .500 | 2-3        | .667 | 0-0         | .000 | 0        | 1   | 1   | 0.3 | 4  | 1 | 0   | 0   | 6   | 2.0 |     |

Games played: 3  
Minutes/game: 4.7  
Points/game: 2.0  
FG Pct: 50.0  
3FG Pct: 66.7

Rebounds/game: 0.3  
Assists/game: 0.3  
Assist/turnover ratio: 99.9

## // CAREER STATS

| Season  | gp-gs | min/avg | Total  |      | 3-Point |      | F-Throws |      | Rebounds |     |     |     | Scoring |    |     |    |     |     |     |     |
|---------|-------|---------|--------|------|---------|------|----------|------|----------|-----|-----|-----|---------|----|-----|----|-----|-----|-----|-----|
|         |       |         | fg-fga | pct  | fg-fga  | pct  | ft-fta   | pct  | off      | def | tot | avg | pf      | fo | ast | to | blk | stl | pts | avg |
| 2016-17 | 20-0  | 160/8.0 | 9-23   | .391 | 4-15    | .267 | 5-8      | .625 | 6        | 29  | 35  | 1.8 | 16      | 0  | 3   | 5  | 0   | 1   | 27  | 1.4 |
| 2017-18 | 8-0   | 48/6.0  | 2-8    | .250 | 1-5     | .200 | 3-7      | .429 | 3        | 9   | 12  | 1.5 | 8       | 0  | 0   | 3  | 1   | 0   | 8   | 1.0 |
| 2018-19 | 3-0   | 14/4.7  | 2-4    | .500 | 2-3     | .667 | 0-0      | .000 | 0        | 1   | 1   | 0.3 | 4       | 0  | 1   | 0  | 0   | 0   | 6   | 2.0 |



# #1 TREVION KINSEY

FRESHMAN | G | 6-5 | 177

COLUMBUS, OHIO | EASTMOOR ACADEMY

## 2018-19 Season Highlights

- Scored 14 points and grabbed four rebounds in Marshall debut at EKU (Nov. 7)
- Collected two points against Hofstra (Nov. 11)
- Recorded second double-figure scoring effort at Maryland (Nov. 23)

## SEASON STATS

| Opponent            | Date     | gs | min | Total  |      | 3-Pointers |      | Free throws |       | Rebounds |     |     |     | pf | a | t/o | blk | stl | pts | avg  |
|---------------------|----------|----|-----|--------|------|------------|------|-------------|-------|----------|-----|-----|-----|----|---|-----|-----|-----|-----|------|
|                     |          |    |     | fg-fga | pct  | 3fg-fga    | pct  | ft-fta      | pct   | off      | def | tot | avg |    |   |     |     |     |     |      |
| at Eastern Kentucky | 11/07/18 | 14 | 14  | 5-7    | .714 | 0-0        | .000 | 4-7         | .571  | 3        | 1   | 4   | 4.0 | 1  | 0 | 0   | 0   | 0   | 14  | 14.0 |
| HOFSTRA             | 11/11/18 | 14 | 14  | 1-2    | .500 | 0-1        | .000 | 0-0         | .000  | 0        | 1   | 1   | 2.5 | 0  | 1 | 1   | 0   | 0   | 2   | 8.0  |
| MOUNT ST. MARY'S    | 11/14/18 | 14 | 14  | 2-5    | .400 | 0-1        | .000 | 0-0         | .000  | 2        | 0   | 2   | 2.3 | 1  | 1 | 1   | 0   | 1   | 4   | 6.7  |
| NORTH CAROLINA A&T  | 11/19/18 | 17 | 17  | 2-4    | .500 | 0-1        | .000 | 2-2         | 1.000 | 4        | 0   | 4   | 2.8 | 2  | 0 | 1   | 1   | 2   | 6   | 6.5  |
| at Maryland         | 11/23/18 | 16 | 16  | 4-6    | .667 | 0-1        | .000 | 2-4         | .500  | 1        | 0   | 1   | 2.4 | 0  | 1 | 1   | 0   | 2   | 10  | 7.2  |
| WILLIAM & MARY      | 11/28/18 | 12 | 12  | 0-1    | .000 | 0-1        | .000 | 0-0         | .000  | 0        | 0   | 0   | 2.0 | 0  | 1 | 1   | 0   | 0   | 0   | 6.0  |
| Totals              |          | 0  | 87  | 14-25  | .560 | 0-5        | .000 | 8-13        | .615  | 10       | 2   | 12  | 2.0 | 4  | 4 | 5   | 1   | 5   | 36  | 6.0  |

Games played: 6  
 Minutes/game: 14.5  
 Points/game: 6.0  
 FG Pct: 56.0  
 3FG Pct: 0.0  
 FT Pct: 61.5

Rebounds/game: 2.0  
 Assists/game: 0.7  
 Turnovers/game: 0.8  
 Assist/turnover ratio: 0.8  
 Steals/game: 0.8  
 Blocks/game: 0.2

## KINSEY'S 2018-19 HIGHS

**Points**  
 S: 14, at EKU, 11/7/18  
 C: 14, at EKU, 11/7/18

**Field Goals Made**  
 S: 5, at EKU, 11/7/18  
 C: 5, at EKU, 11/7/18

**Field Goals Attempted**  
 S: 7, at EKU, 11/7/18  
 C: 7, at EKU, 11/7/18

**3PT Field Goals Made**  
 S: --  
 C: --

**3PT Field Goals Attempted**  
 S: 1, 5x, last vs. William & Mary, 11/28/18  
 C: 1, 5x, last vs. William & Mary, 11/28/18

**Free Throws Made**  
 S: 4, at EKU, 11/7/18  
 C: 4, at EKU, 11/7/18

**Free Throws Attempted**  
 S: 7, at EKU, 11/7/18  
 C: 7, at EKU, 11/7/18

**Rebounds**  
 S: 4, vs. NC A&T, 11/19/18  
 C: 4, vs. NC A&T, 11/19/18

**Assists**  
 S: 1, 4x, last vs. William & Mary, 11/28/18  
 C: 1, 4x, last vs. William & Mary, 11/28/18

**Turnovers**  
 S: 1, 5x, last vs. William & Mary, 11/28/18  
 C: 1, 5x, last vs. William & Mary, 11/28/18

**Blocked Shots**  
 S: 1, vs. NC A&T, 11/23/18  
 C: 1, vs. NC A&T, 11/23/18

**Steals**  
 S: 2, twice, last at Maryland, 11/23/18  
 C: 2, twice, last at Maryland, 11/23/18

**Minutes**  
 S: 17, vs. NC A&T, 11/19/18  
 C: 17, vs. NC A&T, 11/19/18

|           | Sea. | Car. |
|-----------|------|------|
| 10+ Pts:  | 2    | 2    |
| 20+ Pts:  | --   | --   |
| 5+ Rebs:  | --   | --   |
| 10+ Rebs: | --   | --   |
| 5+ Asts:  | --   | --   |
| Double-D: | --   | --   |

## CAREER STATS

| Season  | gp-gs | min/avg | Total  |      | 3-Point |      | F-Throws |      | Rebounds |     |     |     | Scoring |    |     |    |     |     |     |     |
|---------|-------|---------|--------|------|---------|------|----------|------|----------|-----|-----|-----|---------|----|-----|----|-----|-----|-----|-----|
|         |       |         | fg-fga | pct  | fg-fga  | pct  | ft-fta   | pct  | off      | def | tot | avg | pf      | fo | ast | to | blk | stl | pts | avg |
| 2018-19 | 6-0   | 87/14.5 | 14-25  | .560 | 0-5     | .000 | 8-13     | .615 | 10       | 2   | 12  | 2.0 | 4       | 0  | 4   | 5  | 1   | 5   | 36  | 6.0 |
| TOTAL   | 6-0   | 87/14.5 | 14-25  | .560 | 0-5     | .000 | 8-13     | .615 | 10       | 2   | 12  | 2.0 | 4       | 0  | 4   | 5  | 1   | 5   | 36  | 6.0 |



# #2

## IRAN BENNETT

REDSHIRT-FRESHMAN | F | 6-9 | 350

DURHAM, N.C. | HARGRAVE MILITARY ACADEMY

### 2018-19 Season Highlights

- Made Herd debut at EKU (Nov. 7) scoring two points in 10 minutes of action.
- Scored a career-high six points and grabbed a career-high six rebounds against Hofstra (Nov. 11)
- Collected four points and four boards against Mount St. Mary's (Nov. 14)
- Recorded 10 or more points for first time against NC A&T (Nov. 19)

### SEASON STATS

| Opponent            | Date     | gs | min | Total  |       | 3-Pointers |      | Free throws |      | Rebounds |     |     |     | pf  | a  | t/o | blk | stl | pts | avg |     |
|---------------------|----------|----|-----|--------|-------|------------|------|-------------|------|----------|-----|-----|-----|-----|----|-----|-----|-----|-----|-----|-----|
|                     |          |    |     | fg-fga | pct   | 3fg-fga    | pct  | ft-fa       | pct  | off      | def | tot | avg |     |    |     |     |     |     |     |     |
| at Eastern Kentucky | 11/07/18 | *  | 10  | 1-4    | .250  | 0-1        | .000 | 0-0         | .000 | 0        | 2   | 2   | 2.0 | 5   | 0  | 2   | 0   | 0   | 2   | 2.0 |     |
| HOFSTRA             | 11/11/18 | *  | 19  | 3-4    | .750  | 0-0        | .000 | 0-1         | .000 | 4        | 2   | 6   | 4.0 | 4   | 0  | 1   | 0   | 0   | 6   | 4.0 |     |
| MOUNT ST. MARY'S    | 11/14/18 | *  | 18  | 2-2    | 1.000 | 0-0        | .000 | 0-3         | .000 | 0        | 4   | 4   | 4.0 | 2   | 0  | 3   | 1   | 1   | 4   | 4.0 |     |
| NORTH CAROLINA A&T  | 11/19/18 | *  | 14  | 5-7    | .714  | 0-0        | .000 | 1-3         | .333 | 1        | 2   | 3   | 3.8 | 3   | 1  | 0   | 0   | 1   | 11  | 5.8 |     |
| at Maryland         | 11/23/18 | *  | 18  | 2-4    | .500  | 0-0        | .000 | 0-2         | .000 | 1        | 1   | 2   | 3.4 | 4   | 0  | 1   | 2   | 1   | 4   | 5.4 |     |
| WILLIAM & MARY      | 11/28/18 | *  | 8   | 3-5    | .600  | 0-1        | .000 | 0-0         | .000 | 1        | 1   | 2   | 3.2 | 0   | 0  | 0   | 0   | 0   | 6   | 5.5 |     |
| Totals              |          |    | 6   | 87     | 16-26 | .615       | 0-2  | .000        | 1-9  | .111     | 7   | 12  | 19  | 3.2 | 18 | 1   | 7   | 3   | 3   | 33  | 5.5 |

Games played: 6  
 Minutes/game: 14.5  
 Points/game: 5.5  
 FG Pct: 61.5  
 3FG Pct: 0.0  
 FT Pct: 11.1

Rebounds/game: 3.2  
 Assists/game: 0.2  
 Turnovers/game: 1.2  
 Assist/turnover ratio: 0.1  
 Steals/game: 0.5  
 Blocks/game: 0.5

### BENNETT'S 2018-19 HIGHS

#### Points

S: 11, vs. NC A&T, 11/19/18  
 C: 11, vs. NC A&T, 11/19/18

#### Field Goals Made

S: 5, vs. NC A&T, 11/19/18  
 C: 5, vs. NC A&T, 11/19/18

#### Field Goals Attempted

S: 7, vs. NC A&T, 11/19/18  
 C: 7, vs. NC A&T, 11/19/18

#### 3PT Field Goals Made

S: --  
 C: --

#### 3PT Field Goals Attempted

S: 1, twice, last vs. William & Mary, 11/28/18  
 C: 1, twice, last vs. William & Mary, 11/28/18

#### Free Throws Made

S: 1, vs. NC A&T, 11/19/18  
 C: 1, vs. NC A&T, 11/19/18

#### Free Throws Attempted

S: 3, twice, last vs. NC A&T, 11/19/18  
 C: 3, twice, last vs. NC A&T, 11/19/18

#### Rebounds

S: 6, vs. Hofstra, 11/11/18  
 C: 6, vs. Hofstra, 11/11/18

#### Assists

S: 1, vs. NC A&T, 11/19/18  
 C: 1, vs. NC A&T, 11/19/18

#### Turnovers

S: 3, vs. Mount St. Mary's, 11/14/18  
 C: 3, vs. Mount St. Mary's, 11/14/18

#### Blocked Shots

S: 2, at Maryland, 11/23/18  
 C: 2, at Maryland, 11/23/18

#### Steals

S: 1, 3x, last at Maryland, 11/23/18  
 C: 1, 3x, last at Maryland, 11/23/18

#### Minutes

S: 19, vs. Hofstra, 11/11/18  
 C: 19, vs. Hofstra, 11/11/18

|           | Sea. | Car. |
|-----------|------|------|
| 10+ Pts:  | 1    | 1    |
| 20+ Pts:  | --   | --   |
| 5+ Rebs:  | 1    | 1    |
| 10+ Rebs: | --   | --   |
| 5+ Asts:  | --   | --   |
| Double-D: | --   | --   |

### CAREER STATS

| Season  | gp-gs | min/avg | Total  |      | 3-Point |      | F-Throws |      | Rebounds |     |     |     | Scoring |    |     |    |     |     |     |     |
|---------|-------|---------|--------|------|---------|------|----------|------|----------|-----|-----|-----|---------|----|-----|----|-----|-----|-----|-----|
|         |       |         | fg-fga | pct  | fg-fga  | pct  | ft-fa    | pct  | off      | def | tot | avg | pf      | fo | ast | to | blk | stl | pts | avg |
| 2018-19 | 6-6   | 87/14.5 | 16-26  | .615 | 0-2     | .000 | 1-9      | .111 | 7        | 12  | 19  | 3.2 | 18      | 1  | 1   | 7  | 3   | 3   | 33  | 5.5 |
| TOTAL   | 6-6   | 87/14.5 | 16-26  | .615 | 0-2     | .000 | 1-9      | .111 | 7        | 12  | 19  | 3.2 | 18      | 1  | 1   | 7  | 3   | 3   | 33  | 5.5 |



# #3 JANNSON WILLIAMS

SOPHOMORE | F | 6-9 | 215

NEWNAN, GA. | NEWNAN HS

## 2018-19 Season Highlights

- Collected 11 points and eight rebounds in season-opener at ECU (Nov. 7)
- Scored two points in 22 minutes against Hofstra (Nov. 11)
- Recorded second game of season with 10 or more points in win over Mount St. Mary's (Nov. 14).

## SEASON STATS

| Opponent            | Date     | gs | min | Total  |       | 3-Pointers |       | Free throws |      | Rebounds |     |     |     | pf  | a  | t/o | blk | stl | pts | avg  |      |
|---------------------|----------|----|-----|--------|-------|------------|-------|-------------|------|----------|-----|-----|-----|-----|----|-----|-----|-----|-----|------|------|
|                     |          |    |     | fg-fga | pct   | 3fg-fga    | pct   | ft-fa       | pct  | off      | def | tot | avg |     |    |     |     |     |     |      |      |
| at Eastern Kentucky | 11/07/18 | *  | 25  | 5-8    | .625  | 1-3        | .333  | 0-0         | .000 | 1        | 7   | 8   | 8.0 | 4   | 0  | 0   | 0   | 0   | 11  | 11.0 |      |
| HOFSTRA             | 11/11/18 | *  | 22  | 1-4    | .250  | 0-2        | .000  | 0-0         | .000 | 1        | 1   | 2   | 5.0 | 2   | 0  | 0   | 2   | 1   | 2   | 6.5  |      |
| MOUNT ST. MARY'S    | 11/14/18 | *  | 22  | 4-7    | .571  | 2-4        | .500  | 0-0         | .000 | 2        | 3   | 5   | 5.0 | 1   | 1  | 0   | 0   | 2   | 10  | 7.7  |      |
| NORTH CAROLINA A&T  | 11/19/18 | *  | 22  | 3-3    | 1.000 | 2-2        | 1.000 | 3-5         | .600 | 0        | 2   | 2   | 4.3 | 1   | 0  | 1   | 1   | 1   | 11  | 8.5  |      |
| at Maryland         | 11/23/18 | *  | 25  | 9-11   | .818  | 6-7        | .857  | 0-0         | .000 | 2        | 3   | 5   | 4.4 | 5   | 0  | 0   | 3   | 0   | 24  | 11.6 |      |
| WILLIAM & MARY      | 11/28/18 | *  | 26  | 1-5    | .200  | 0-4        | .000  | 3-4         | .750 | 0        | 6   | 6   | 4.7 | 2   | 1  | 1   | 2   | 2   | 5   | 10.5 |      |
| Totals              |          |    | 6   | 142    | 23-38 | .605       | 11-22 | .500        | 6-9  | .667     | 6   | 22  | 28  | 4.7 | 15 | 2   | 2   | 8   | 6   | 63   | 10.5 |

Games played: 6  
 Minutes/game: 23.7  
 Points/game: 10.5  
 FG Pct: 60.5  
 3FG Pct: 50.0  
 FT Pct: 66.7

Rebounds/game: 4.7  
 Assists/game: 0.3  
 Turnovers/game: 0.3  
 Assist/turnover ratio: 1.0  
 Steals/game: 1.0  
 Blocks/game: 1.3

## WILLIAMS'S 2018-19 HIGHS

**Points**  
 S: 24, at Maryland, 11/23/18  
 C: 24, at Maryland, 11/23/18

**Field Goals Made**  
 S: 9, at Maryland, 11/23/18  
 C: 9, at Maryland, 11/23/18

**Field Goals Attempted**  
 S: 11, at Maryland, 11/23/18  
 C: 11, at Maryland, 11/23/18

**3PT Field Goals Made**  
 S: 6, at Maryland, 11/23/18  
 C: 6, at Maryland, 11/23/18

**3PT Field Goals Attempted**  
 S: 7, at Maryland, 11/23/18  
 C: 7, at Maryland, 11/23/18

**Free Throws Made**  
 S: 3, twice, last vs. William & Mary, 11/28/18  
 C: 5, twice, last vs. Southern Miss, 3/9/18

**Free Throws Attempted**  
 S: 5, vs. NC A&T, 11/19/18  
 C: 6, vs. Southern Miss, 3/9/18

**Rebounds**  
 S: 8, at ECU, 11/7/18  
 C: 11, at No. 24 MTSU, 3/3/18

**Assists**  
 S: 1, twice, last vs. William & Mary, 11/28/18  
 C: 1, twice, last vs. William & Mary, 11/28/18

**Turnovers**  
 S: 1, twice, last vs. William & Mary, 11/28/18  
 C: 3, vs. Akron, 12/2/17

**Blocked Shots**  
 S: 3, at Maryland, 11/23/18  
 C: 4, vs. FAU, 2/10/18

**Steals**  
 S: 2, twice, last vs. William & Mary, 11/28/18  
 C: 2, 5x, last vs. William & Mary, 11/28/18

**Minutes**  
 S: 26, vs. William & Mary, 11/28/18  
 C: 35, vs. WKU, 1/6/18

|           | Sea. | Car. |
|-----------|------|------|
| 10+ Pts:  | 4    | 9    |
| 20+ Pts:  | 1    | 1    |
| 5+ Rebs:  | 4    | 13   |
| 10+ Rebs: | --   | --   |
| 5+ Asts:  | --   | --   |
| Double-D: | --   | 1    |

## CAREER STATS

| Season  | gp-gs | min/avg  | Total  |      | 3-Point |      | F-Throws |      | Rebounds |     |     |     | Scoring |    |     |    |     |     |     |      |
|---------|-------|----------|--------|------|---------|------|----------|------|----------|-----|-----|-----|---------|----|-----|----|-----|-----|-----|------|
|         |       |          | fg-fga | pct  | fg-fga  | pct  | ft-fa    | pct  | off      | def | tot | avg | pf      | fo | ast | to | blk | stl | pts | avg  |
| 2017-18 | 35-8  | 584/16.7 | 66-134 | .493 | 27-70   | .386 | 31-41    | .756 | 32       | 87  | 119 | 3.4 | 63      | 2  | 8   | 20 | 29  | 16  | 190 | 5.4  |
| 2018-19 | 6-6   | 142/23.7 | 23-38  | .605 | 11-22   | .500 | 6-9      | .667 | 6        | 22  | 28  | 4.7 | 15      | 1  | 2   | 2  | 8   | 6   | 63  | 10.5 |
| TOTAL   | 41-14 | 726/17.7 | 89-172 | .517 | 38-92   | .413 | 37-50    | .740 | 38       | 109 | 147 | 3.6 | 78      | 3  | 10  | 22 | 37  | 22  | 253 | 6.2  |



# #4

# DEAUNdra MURPHY

FRESHMAN | G | 6-3 | 169

HUNTINGTON, W.VA. | ST. JOE HS

2018-19 Season Highlights

## // SEASON STATS

### MURPHY'S 2018-19 HIGHS

#### Points

S: --

C: --

#### Field Goals Made

S: --

C: --

#### Field Goals Attempted

S: --

C: --

#### 3PT Field Goals Made

S: --

C: --

#### 3PT Field Goals Attempted

S: --

C: --

#### Free Throws Made

S: --

C: --

#### Free Throws Attempted

S: --

C: --

#### Rebounds

S: --

C: --

#### Assists

S: --

C: --

#### Turnovers

S: --

C: --

#### Blocked Shots

S: --

C: --

#### Steals

S: --

C: --

#### Minutes

S: --

C: --

|           | Sea. | Car. |
|-----------|------|------|
| 10+ Pts:  | --   | --   |
| 20+ Pts:  | --   | --   |
| 5+ Rebs:  | --   | --   |
| 10+ Rebs: | --   | --   |
| 5+ Asts:  | --   | --   |
| Double-D: | --   | --   |

## // CAREER STATS



# #5 JEREMY DILLON

FRESHMAN | G/F | 6-5 | 198

MINGO, W.VA. | MINGO CENTRAL HS

2018-19 Season Highlights

## // SEASON STATS

### DILLON'S 2017-18 HIGHS

**Points**

S: --

C: --

**Field Goals Made**

S: --

C: --

**Field Goals Attempted**

S: --

C: --

**3PT Field Goals Made**

S: --

C: --

**3PT Field Goals Attempted**

S: --

C: --

**Free Throws Made**

S: --

C: --

**Free Throws Attempted**

S: --

C: --

**Rebounds**

S: --

C: --

**Assists**

S: --

C: --

**Turnovers**

S: --

C: --

**Blocked Shots**

S: --

C: --

**Steals**

S: --

C: --

**Minutes**

S: --

C: --

|           | Sea. | Car. |
|-----------|------|------|
| 10+ Pts:  | --   | --   |
| 20+ Pts:  | --   | --   |
| 5+ Rebs:  | --   | --   |
| 10+ Rebs: | --   | --   |
| 5+ Asts:  | --   | --   |
| Double-D: | --   | --   |

## // CAREER STATS



# #11

## LUKE THOMAS

FRESHMAN | G | 6-0 | 176

PROCTORVILLE, OHIO | FAIRFIELD HS

### 2018-19 Season Highlights

- Made Herd debut at ECU (Nov. 7)

### THOMAS' 2018-19 HIGHS

#### Points

S: --  
C: --

#### Field Goals Made

S: --  
C: --

#### Field Goals Attempted

S: 2, twice, last vs. NC A&T, 11/19/18  
C: 2, twice, last vs. NC A&T, 11/19/18

#### 3PT Field Goals Made

S: --  
C: --

#### 3PT Field Goals Attempted

S: 2, twice, last vs. NC A&T, 11/19/18  
C: 2, twice, last vs. NC A&T, 11/19/18

#### Free Throws Made

S: --  
C: --

#### Free Throws Attempted

S: --  
C: --

#### Rebounds

S: --  
C: --

#### Assists

S: --  
C: --

#### Turnovers

S: --  
C: --

#### Blocked Shots

S: --  
C: --

#### Steals

S: --  
C: --

#### Minutes

S: 3, 3x, last vs. NC A&T, 11/19/18  
C: 3, 3x, last vs. NC A&T, 11/19/18

Sea. Car.

|           |    |    |
|-----------|----|----|
| 10+ Pts:  | -- | -- |
| 20+ Pts:  | -- | -- |
| 5+ Rebs:  | -- | -- |
| 10+ Rebs: | -- | -- |
| 5+ Asts:  | -- | -- |
| Double-D: | -- | -- |

### SEASON STATS

| Opponent            | Date     | gs  | min | Total  |      | 3-Pointers |      | Free throws |      | Rebounds |     |     |     | pf | a | t/o | blk | stl | pts | avg |
|---------------------|----------|-----|-----|--------|------|------------|------|-------------|------|----------|-----|-----|-----|----|---|-----|-----|-----|-----|-----|
|                     |          |     |     | fg-fga | pct  | 3fg-fga    | pct  | ft-fa       | pct  | off      | def | tot | avg |    |   |     |     |     |     |     |
| at Eastern Kentucky | 11/07/18 | 3   |     | 0-1    | .000 | 0-1        | .000 | 0-0         | .000 | 0        | 0   | 0   | 0.0 | 0  | 0 | 0   | 0   | 0   | 0   | 0.0 |
| HOFSTRA             | 11/11/18 | dnp |     | -      | -    | -          | -    | -           | -    | -        | -   | -   | -   | -  | - | -   | -   | -   | -   | -   |
| MOUNT ST. MARY'S    | 11/14/18 | 3   |     | 0-2    | .000 | 0-2        | .000 | 0-0         | .000 | 0        | 0   | 0   | 0.0 | 0  | 0 | 0   | 0   | 0   | 0   | 0.0 |
| NORTH CAROLINA A&T  | 11/19/18 | 3   |     | 0-2    | .000 | 0-2        | .000 | 0-0         | .000 | 0        | 0   | 0   | 0.0 | 0  | 0 | 0   | 0   | 0   | 0   | 0.0 |
| WILLIAM & MARY      | 11/28/18 | 1   |     | 0-0    | .000 | 0-0        | .000 | 0-0         | .000 | 0        | 0   | 0   | 0.0 | 0  | 0 | 0   | 0   | 0   | 0   | 0.0 |
| Totals              |          | 0   | 10  | 0-5    | .000 | 0-5        | .000 | 0-0         | .000 | 0        | 0   | 0   | 0.0 | 0  | 0 | 0   | 0   | 0   | 0   | 0.0 |

Games played: 4  
Minutes/game: 2.5  
FG Pct: 0.0  
3FG Pct: 0.0

### CAREER STATS

| Season  | gp-gs | min/avg | Total  |      | 3-Point |      | F-Throws |      | Rebounds |     |     |     | Scoring |    |     |    |     |     |     |     |     |
|---------|-------|---------|--------|------|---------|------|----------|------|----------|-----|-----|-----|---------|----|-----|----|-----|-----|-----|-----|-----|
|         |       |         | fg-fga | pct  | fg-fga  | pct  | ft-fa    | pct  | off      | def | tot | avg | pf      | fo | ast | to | blk | stl | pts | avg |     |
| 2018-19 | 4-0   | 10/2.5  | 0-5    | .000 | 0-5     | .000 | 0-0      | .000 | 0        | 0   | 0   | 0.0 | 0       | 0  | 0   | 0  | 0   | 0   | 0   | 0   | 0.0 |
| TOTAL   | 4-0   | 10/2.5  | 0-5    | .000 | 0-5     | .000 | 0-0      | .000 | 0        | 0   | 0   | 0.0 | 0       | 0  | 0   | 0  | 0   | 0   | 0   | 0   | 0.0 |



# #12 ANTE SUSTIC

JUNIOR | F | 6-10 | 230

SPLIT, CROATIA | HIGHLAND CC

## 2018-19 Season Highlights

- Collected seven rebounds and scored two points in Marshall debut at EKU (Nov. 7)
- Grabbed one board in five minutes against Hofstra (Nov. 11)
- Had five points in four minutes against Mount St. Mary's

## SEASON STATS

| Opponent            | Date     | gs | min | Total  |       | 3-Pointers |      | Free throws |      | Rebounds |     |     |     | pf | a | t/o | blk | stl | pts | avg |
|---------------------|----------|----|-----|--------|-------|------------|------|-------------|------|----------|-----|-----|-----|----|---|-----|-----|-----|-----|-----|
|                     |          |    |     | fg-fga | pct   | 3fg-fga    | pct  | ft-fta      | pct  | off      | def | tot | avg |    |   |     |     |     |     |     |
| at Eastern Kentucky | 11/07/18 |    | 15  | 1-2    | .500  | 0-0        | .000 | 0-0         | .000 | 2        | 5   | 7   | 7.0 | 4  | 0 | 1   | 0   | 1   | 2   | 2.0 |
| HOFSTRA             | 11/11/18 |    | 5   | 0-0    | .000  | 0-0        | .000 | 0-0         | .000 | 0        | 1   | 1   | 4.0 | 1  | 0 | 1   | 0   | 0   | 0   | 1.0 |
| MOUNT ST. MARY'S    | 11/14/18 |    | 4   | 2-2    | 1.000 | 0-0        | .000 | 1-2         | .500 | 1        | 0   | 1   | 3.0 | 3  | 0 | 0   | 0   | 0   | 5   | 2.3 |
| NORTH CAROLINA A&T  | 11/19/18 |    | 9   | 2-4    | .500  | 0-0        | .000 | 0-0         | .000 | 1        | 0   | 1   | 2.5 | 3  | 0 | 1   | 0   | 0   | 4   | 2.8 |
| at Maryland         | 11/23/18 |    | 2   | 0-0    | .000  | 0-0        | .000 | 0-0         | .000 | 0        | 0   | 0   | 2.0 | 0  | 0 | 0   | 0   | 0   | 0   | 2.2 |
| WILLIAM & MARY      | 11/28/18 |    | 2   | 0-0    | .000  | 0-0        | .000 | 0-0         | .000 | 0        | 0   | 0   | 1.7 | 0  | 0 | 0   | 0   | 0   | 0   | 1.8 |
| Totals              |          | 0  | 37  | 5-8    | .625  | 0-0        | .000 | 1-2         | .500 | 4        | 6   | 10  | 1.7 | 11 | 0 | 3   | 0   | 1   | 11  | 1.8 |

Games played: 6  
 Minutes/game: 6.2  
 Points/game: 1.8  
 FG Pct: 62.5  
 FT Pct: 50.0

Rebounds/game: 1.7  
 Turnovers/game: 0.5  
 Steals/game: 0.2

## SUSTIC'S 2018-19 HIGHS

### Points

S: 5, vs. Mount St. Mary's, 11/14/18  
 C: 5, vs. Mount St. Mary's, 11/14/18

### Field Goals Made

S: 2, twice, last vs. NC A&T, 11/19/18  
 C: 2, twice, last vs. NC A&T, 11/19/18

### Field Goals Attempted

S: 4, vs. NC A&T, 11/19/18  
 C: 4, vs. NC A&T, 11/19/18

### 3PT Field Goals Made

S: --  
 C: --

### 3PT Field Goals Attempted

S: --  
 C: --

### Free Throws Made

S: 1, vs. Mount St. Mary's, 11/14/18  
 C: 1, vs. Mount St. Mary's, 11/14/18

### Free Throws Attempted

S: 2, vs. Mount St. Mary's, 11/14/18  
 C: 2, vs. Mount St. Mary's, 11/14/18

### Rebounds

S: 7, at EKU, 11/7/18  
 C: 7, at EKU, 11/7/18

### Assists

S: --  
 C: --

### Turnovers

S: 1, 3x, last vs. NC A&T, 11/19/18  
 C: 1, 3x, last vs. NC A&T, 11/19/18

### Blocked Shots

S: --  
 C: --

### Steals

S: 1, at EKU, 11/7/18  
 C: 1, at EKU, 11/7/18


### Minutes

S: 15, at EKU, 11/7/18  
 C: 15, at EKU, 11/7/18

|           | Sea. | Car. |
|-----------|------|------|
| 10+ Pts:  | --   | --   |
| 20+ Pts:  | --   | --   |
| 5+ Rebs:  | 1    | 1    |
| 10+ Rebs: | --   | --   |
| 5+ Asts:  | --   | --   |
| Double-D: | --   | --   |

## CAREER STATS

| Season  | gp-gs | min/avg | Total  |      | 3-Point |      | F-Throws |      | Rebounds |     |     |     | pf | fo | ast | to | blk | stl | Scoring |     |
|---------|-------|---------|--------|------|---------|------|----------|------|----------|-----|-----|-----|----|----|-----|----|-----|-----|---------|-----|
|         |       |         | fg-fga | pct  | fg-fga  | pct  | ft-fta   | pct  | off      | def | tot | avg |    |    |     |    |     |     | pts     | avg |
| 2018-19 | 6-0   | 37/6.2  | 5-8    | .625 | 0-0     | .000 | 1-2      | .500 | 4        | 6   | 10  | 1.7 | 11 | 0  | 0   | 3  | 0   | 1   | 11      | 1.8 |
| TOTAL   | 6-0   | 37/6.2  | 5-8    | .625 | 0-0     | .000 | 1-2      | .500 | 4        | 6   | 10  | 1.7 | 11 | 0  | 0   | 3  | 0   | 1   | 11      | 1.8 |



# #13 JARROD WEST

SOPHOMORE | G | 5-11 | 185

CLARKSBURG, W.VA. | NOTRE DAME HS

## 2018-19 Season Highlights

- Scored six points in 25 minutes of play at EKU (Nov. 7)
- Had three points and three rebounds in 26 minutes of action against Hofstra (Nov. 11)
- Recorded first game of season with 10 or more points against Mount St. Mary's with 14 (Nov. 14)

## SEASON STATS

| Opponent            | Date     | gs | min | Total  |       | 3-Pointers |       | Free throws |       | Rebounds |     |     |     | Other |    |     |     |     | pts | avg |     |
|---------------------|----------|----|-----|--------|-------|------------|-------|-------------|-------|----------|-----|-----|-----|-------|----|-----|-----|-----|-----|-----|-----|
|                     |          |    |     | fg-fga | pct   | 3fg-fga    | pct   | ft-fta      | pct   | off      | def | tot | avg | pf    | a  | t/o | blk | stl |     |     |     |
| at Eastern Kentucky | 11/07/18 | *  | 23  | 1-8    | .125  | 1-2        | .500  | 3-4         | .750  | 0        | 3   | 3   | 3.0 | 4     | 4  | 1   | 0   | 1   | 6   | 6.0 |     |
| HOFSTRA             | 11/11/18 | *  | 26  | 1-8    | .125  | 1-5        | .200  | 0-0         | .000  | 1        | 2   | 3   | 3.0 | 2     | 0  | 1   | 0   | 2   | 3   | 4.5 |     |
| MOUNT ST. MARY'S    | 11/14/18 | *  | 26  | 5-10   | .500  | 4-7        | .571  | 0-0         | .000  | 0        | 3   | 3   | 3.0 | 4     | 3  | 1   | 0   | 4   | 14  | 7.7 |     |
| NORTH CAROLINA A&T  | 11/19/18 | *  | 24  | 3-7    | .429  | 3-6        | .500  | 0-0         | .000  | 0        | 2   | 2   | 2.8 | 2     | 3  | 1   | 0   | 0   | 9   | 8.0 |     |
| at Maryland         | 11/23/18 | *  | 31  | 1-8    | .125  | 0-6        | .000  | 0-0         | .000  | 0        | 3   | 3   | 2.8 | 1     | 3  | 3   | 0   | 4   | 2   | 6.8 |     |
| WILLIAM & MARY      | 11/28/18 | *  | 32  | 4-8    | .500  | 2-5        | .400  | 1-1         | 1.000 | 0        | 1   | 1   | 2.5 | 4     | 1  | 0   | 0   | 2   | 11  | 7.5 |     |
| Totals              |          |    | 6   | 162    | 15-49 | .306       | 11-31 | .355        | 4-5   | .800     | 1   | 14  | 15  | 2.5   | 17 | 14  | 7   | 0   | 13  | 45  | 7.5 |

Games played: 6  
 Minutes/game: 27.0  
 Points/game: 7.5  
 FG Pct: 30.6  
 3FG Pct: 35.5  
 FT Pct: 80.0

Rebounds/game: 2.5  
 Assists/game: 2.3  
 Turnovers/game: 1.2  
 Assist/turnover ratio: 2.0  
 Steals/game: 2.2

## WEST'S 2018-19 HIGHS

### Points

S: 14, vs. Mount St. Mary's, 11/14/18  
 C: 23, at Illinois, 11/19/17

### Field Goals Made

S: 5, vs. Mount St. Mary's, 11/14/18  
 C: 8, at William & Mary, 11/29/17

### Field Goals Attempted

S: 10, vs. Mount St. Mary's, 11/14/18  
 C: 11, 3x, last vs. Wichita State, 3/16/18

### 3PT Field Goals Made

S: 4, vs. Mount St. Mary's, 11/14/18  
 C: 6, twice, last vs. WKU, 1/6/18

### 3PT Field Goals Attempted

S: 7, vs. Mount St. Mary's, 11/14/18  
 C: 9, twice, last vs. WKU, 1/6/18

### Free Throws Made

S: 3, at EKU, 11/7/18  
 C: 4, at Illinois, 11/19/17

### Free Throws Attempted

S: 4, at EKU, 11/7/18  
 C: 6, at Illinois, 11/19/17

### Rebounds

S: 3, 4x, last at Maryland, 11/23/18  
 C: 5, 3x, last vs. FAU, 2/10/18

### Assists

S: 4, at EKU, 11/7/18  
 C: 6, 5x, last at North Texas, 2/17/18

### Turnovers

S: 3, at Maryland, 11/23/18  
 C: 5, vs. Southern Miss, 12/28/17

### Blocked Shots

S: --  
 C: 1, twice, last vs. EKU, 12/22/17

### Steals

S: 4, twice, last at Maryland, 11/23/18  
 C: 5, at Morehead State, 11/16/17

### Minutes

S: 32, vs. William & Mary, 11/28/18  
 C: 42, vs. Ohio, 12/16/17

|           | Sea. | Car. |
|-----------|------|------|
| 10+ Pts:  | 2    | 12   |
| 20+ Pts:  | --   | 3    |
| 5+ Rebs:  | --   | 3    |
| 10+ Rebs: | --   | --   |
| 5+ Asts:  | --   | 8    |
| 5+ Stls:  | --   | 1    |
| Double-D: | --   | --   |

## CAREER STATS

| Season  | gp-gs | min/avg   | Total   |      | 3-Point |      | F-Throws |      | Rebounds |     |     |     | Scoring |    |     |    |     |     |     |     |
|---------|-------|-----------|---------|------|---------|------|----------|------|----------|-----|-----|-----|---------|----|-----|----|-----|-----|-----|-----|
|         |       |           | fg-fga  | pct  | fg-fga  | pct  | ft-fta   | pct  | off      | def | tot | avg | pf      | fo | ast | to | blk | stl | pts | avg |
| 2017-18 | 36-35 | 1168/32.4 | 93-216  | .431 | 63-153  | .412 | 31-47    | .660 | 13       | 81  | 94  | 2.6 | 75      | 2  | 106 | 52 | 2   | 57  | 280 | 7.8 |
| 2018-19 | 6-6   | 162/27.0  | 15-49   | .306 | 11-31   | .355 | 4-5      | .800 | 1        | 14  | 15  | 2.5 | 17      | 0  | 14  | 7  | 0   | 13  | 45  | 7.5 |
| TOTAL   | 42-41 | 1330/31.7 | 108-265 | .408 | 74-184  | .402 | 35-52    | .673 | 14       | 95  | 109 | 2.6 | 92      | 2  | 120 | 59 | 2   | 70  | 325 | 7.7 |



# #14 C.J. BURKS

SENIOR | G | 6-4 | 185

MARTINSBURG, W.VA. | HEDGESVILLE HS

## 2018-19 Season Highlights

- Scored 30 points on a 12 for 15 night from the field at EKU (Nov. 7)
- Had a team-high six assists to go with 23 points in a win over Hofstra (Nov. 11)
- Career-high five steals against NC A&T (Nov. 19)
- Started season with six straight games of 10 or more points.

## // SEASON STATS

| Opponent                          | Date     | gs | min | Total  |       | 3-Pointers |       | Free throws |       | Rebounds |     |     |     | pf  | a  | t/o | blk | stl | pts | avg  |      |
|-----------------------------------|----------|----|-----|--------|-------|------------|-------|-------------|-------|----------|-----|-----|-----|-----|----|-----|-----|-----|-----|------|------|
|                                   |          |    |     | fg-fga | pct   | 3fg-fga    | pct   | ft-fta      | pct   | off      | def | tot | avg |     |    |     |     |     |     |      |      |
| at Eastern Kentucky               | 11/07/18 | *  | 27  | 12-15  | .800  | 2-4        | .500  | 4-5         | .800  | 0        | 1   | 1   | 1.0 | 4   | 3  | 5   | 0   | 2   | 30  | 30.0 |      |
| HOFSTRA                           | 11/11/18 | *  | 36  | 9-17   | .529  | 2-6        | .333  | 3-4         | .750  | 0        | 2   | 2   | 1.5 | 5   | 6  | 4   | 0   | 2   | 23  | 26.5 |      |
| MOUNT ST. MARY'S                  | 11/14/18 | *  | 30  | 6-11   | .545  | 3-7        | .429  | 1-2         | .500  | 0        | 1   | 1   | 1.3 | 2   | 2  | 1   | 0   | 3   | 16  | 23.0 |      |
| NORTH CAROLINA A&T<br>at Maryland | 11/19/18 | *  | 28  | 6-10   | .600  | 2-6        | .333  | 1-1         | 1.000 | 0        | 3   | 3   | 1.8 | 1   | 4  | 3   | 1   | 5   | 15  | 21.0 |      |
| at Maryland                       | 11/23/18 | *  | 30  | 3-14   | .214  | 0-6        | .000  | 4-4         | 1.000 | 0        | 3   | 3   | 2.0 | 3   | 2  | 3   | 0   | 1   | 10  | 18.8 |      |
| WILLIAM & MARY                    | 11/28/18 | *  | 31  | 6-13   | .462  | 1-2        | .500  | 3-4         | .750  | 2        | 4   | 6   | 2.7 | 2   | 3  | 3   | 0   | 3   | 16  | 18.3 |      |
| Totals                            |          |    | 6   | 182    | 42-80 | .525       | 10-31 | .323        | 16-20 | .800     | 2   | 14  | 16  | 2.7 | 17 | 20  | 19  | 1   | 16  | 110  | 18.3 |

Games played: 6  
 Minutes/game: 30.3  
 Points/game: 18.3  
 FG Pct: 52.5  
 3FG Pct: 32.3  
 FT Pct: 80.0

Rebounds/game: 2.7  
 Assists/game: 3.3  
 Turnovers/game: 3.2  
 Assist/turnover ratio: 1.1  
 Steals/game: 2.7  
 Blocks/game: 0.2

## BURKS' 2018-19 HIGHS

### Points

S: 30, at EKU, 11/7/18  
 C: 36, at Rice, 2/15/18

### Field Goals Made

S: 12, at EKU, 11/11/18  
 C: 13, at Rice, 2/15/18

### Field Goals Attempted

S: 17, vs. Hofstra, 11/11/18  
 C: 22, twice, last vs. WKU, 1/6/18

### 3PT Field Goals Made

S: 3, vs. Mount St. Mary's, 11/17/18  
 C: 6, twice, last at Rice, 2/15/18

### 3PT Field Goals Attempted

S: 7, vs. Mount St. Mary's, 11/14/18  
 C: 14, vs. UT-Martin, 11/10/17

### Free Throws Made

S: 4, twice, last vs. Maryland, 11/23/18  
 C: 9, vs. UTSA, 3/8/18

### Free Throws Attempted

S: 5, at EKU, 11/7/18  
 C: 9, twice, last vs. UTSA, 3/8/18

### Rebounds

S: 6, vs. William & Mary, 11/28/18  
 C: 9, vs. UTSA, 3/8/18

### Assists

S: 6, vs. Hofstra, 11/11/18  
 C: 8, vs. WKU, 1/6/18

### Turnovers

S: 5, at EKU, 11/7/18  
 C: 6, twice, last vs. ODU, 2/22/18

### Blocked Shots

S: 1, vs. NC A&T, 11/19/18  
 C: 2, vs. Rice, 3/2/17

### Steals

S: 5, vs. NC A&T, 11/19/18  
 C: 5, vs. NC A&T, 11/19/18

### Minutes

S: 36, vs. Hofstra, 11/11/18  
 C: 57, at Toledo, 12/10/17

|           | Sea. | Car. |
|-----------|------|------|
| 10+ Pts:  | 6    | 61   |
| 20+ Pts:  | 2    | 23   |
| 30+ Pts:  | 1    | 4    |
| 5+ Rebs:  | 1    | 20   |
| 10+ Rebs: | --   | --   |
| 5+ Asts:  | 1    | 10   |
| Double-D: | --   | --   |

## // CAREER STATS

| Season  | gp-gs | min/avg   | Total    |      | 3-Point |      | F-Throws |      | Rebounds |     |     |     | pf  | fo | ast | to  | blk | stl | Scoring |      |
|---------|-------|-----------|----------|------|---------|------|----------|------|----------|-----|-----|-----|-----|----|-----|-----|-----|-----|---------|------|
|         |       |           | fg-fga   | pct  | fg-fga  | pct  | ft-fta   | pct  | off      | def | tot | avg |     |    |     |     |     |     | pts     | avg  |
| 2015-16 | 33-4  | 742/22.5  | 111-232  | .478 | 34-105  | .324 | 34-48    | .708 | 16       | 50  | 66  | 2.0 | 52  | 0  | 61  | 37  | 2   | 32  | 290     | 8.8  |
| 2016-17 | 25-1  | 641/25.6  | 88-195   | .451 | 28-73   | .384 | 42-54    | .778 | 13       | 52  | 65  | 2.6 | 50  | 0  | 57  | 54  | 7   | 19  | 246     | 9.8  |
| 2017-18 | 35-35 | 1276/36.5 | 260-551  | .472 | 86-236  | .364 | 96-108   | .889 | 18       | 126 | 144 | 4.1 | 74  | 0  | 107 | 108 | 4   | 36  | 702     | 20.1 |
| 2018-19 | 6-6   | 182/30.3  | 42-80    | .525 | 10-31   | .323 | 16-20    | .800 | 2        | 14  | 16  | 2.7 | 17  | 1  | 20  | 19  | 1   | 16  | 110     | 18.3 |
| TOTAL   | 99-46 | 2841/28.7 | 501-1058 | .474 | 158-445 | .355 | 188-230  | .817 | 49       | 242 | 291 | 2.9 | 193 | 1  | 245 | 218 | 14  | 103 | 1348    | 13.6 |



# #21 DARIUS GEORGE

SOPHOMORE | F | 6-7 | 215

STAUNTON, VA. | ROBERT E. LEE HS

## 2018-19 Season Highlights

- Scored nine points on three three-pointers, while bringing down seven rebounds at ECU (Nov. 7)
- Tied career-high in blocks with two against Hofstra (Nov. 11)
- Recorded nine points against Mount St. Mary's (Nov. 14)
- Collected first double-figuring game of season against NC A&T (Nov. 19) with 13

## SEASON STATS

| Opponent            | Date     | gs | min | Total  |      | 3-Pointers |       | Free throws |      | Rebounds |     |     |     |    | pts | avg |   |     |     |     |
|---------------------|----------|----|-----|--------|------|------------|-------|-------------|------|----------|-----|-----|-----|----|-----|-----|---|-----|-----|-----|
|                     |          |    |     | fg-fga | pct  | 3fg-fga    | pct   | ft-fta      | pct  | off      | def | tot | avg | pf |     |     | a | t/o | blk | stl |
| at Eastern Kentucky | 11/07/18 | 18 |     | 3-7    | .429 | 3-5        | .600  | 0-1         | .000 | 2        | 5   | 7   | 7.0 | 0  | 1   | 1   | 1 | 0   | 9   | 9.0 |
| HOFSTRA             | 11/11/18 | 26 |     | 2-3    | .667 | 2-2        | 1.000 | 0-0         | .000 | 3        | 2   | 5   | 6.0 | 2  | 1   | 0   | 2 | 1   | 6   | 7.5 |
| MOUNT ST. MARY'S    | 11/14/18 | 12 |     | 3-6    | .500 | 2-5        | .400  | 1-2         | .500 | 0        | 1   | 1   | 4.3 | 0  | 1   | 0   | 0 | 1   | 9   | 8.0 |
| NORTH CAROLINA A&T  | 11/19/18 | 19 |     | 5-9    | .556 | 0-2        | .000  | 3-6         | .500 | 2        | 3   | 5   | 4.5 | 2  | 4   | 1   | 0 | 2   | 13  | 9.3 |
| at Maryland         | 11/23/18 | 25 |     | 3-9    | .333 | 1-3        | .333  | 0-0         | .000 | 3        | 1   | 4   | 4.4 | 4  | 1   | 2   | 0 | 0   | 7   | 8.8 |
| WILLIAM & MARY      | 11/28/18 | 21 |     | 4-5    | .800 | 0-1        | .000  | 0-0         | .000 | 0        | 2   | 2   | 4.0 | 4  | 0   | 1   | 2 | 0   | 8   | 8.7 |
| Totals              |          | 0  | 121 | 20-39  | .513 | 8-18       | .444  | 4-9         | .444 | 10       | 14  | 24  | 4.0 | 12 | 8   | 5   | 5 | 4   | 52  | 8.7 |

Games played: 6  
 Minutes/game: 20.2  
 Points/game: 8.7  
 FG Pct: 51.3  
 3FG Pct: 44.4  
 FT Pct: 44.4

Rebounds/game: 4.0  
 Assists/game: 1.3  
 Turnovers/game: 0.8  
 Assist/turnover ratio: 1.6  
 Steals/game: 0.7  
 Blocks/game: 0.8

## GEORGE'S 2018-19 HIGHS

**Points**  
 S: 13, vs. NC A&T, 11/19/18  
 C: 17, at UAB, 3/1/18

**Field Goals Made**  
 S: 5, vs. NC A&T, 11/19/18  
 C: 6, vs. Charlotte, 2/24/18

**Field Goals Attempted**  
 S: 9, twice, last at Maryland, 11/23/18  
 C: 9, twice, last at Maryland, 11/23/18

**3PT Field Goals Made**  
 S: 3, at ECU, 11/7/18  
 C: 3, twice, last at ECU, 11/7/18

**3PT Field Goals Attempted**  
 S: 5, twice, last vs. Mount St. Mary's, 11/14/18  
 C: 5, 3x, last vs. Mount St. Mary's, 11/14/18

**Free Throws Made**  
 S: 3, vs. NC A&T, 11/19/18  
 C: 4, at UAB, 3/1/18

**Free Throws Attempted**  
 S: 6, vs. NC A&T, 11/19/18  
 C: 6, twice, last vs. NC A&T, 11/19/18

**Rebounds**  
 S: 7, at ECU, 11/7/18  
 C: 8, vs. N.C. Central, 11/22/17

**Assists**  
 S: 4, vs. NC A&T, 11/19/18  
 C: 4, vs. NC A&T, 11/19/18

**Turnovers**  
 S: 2, at Maryland, 11/23/18  
 C: 2, 5x, last at Maryland, 11/23/18

**Blocked Shots**  
 S: 2, 3x, last vs. William & Mary, 11/28/18  
 C: 2, 3x, last vs. William & Mary, 11/28/18

**Steals**  
 S: 2, vs. NC A&T, 11/19/18  
 C: 4, vs. Akron, 12/2/17

**Minutes**  
 S: 26, vs. Hofstra, 11/11/18  
 C: 28, at William & Mary, 11/29/17

|           | Sea. | Car. |
|-----------|------|------|
| 10+ Pts:  | 1    | 4    |
| 20+ Pts:  | --   | --   |
| 5+ Rebs:  | 3    | 13   |
| 10+ Rebs: | --   | --   |
| 5+ Asts:  | --   | --   |
| Double-D: | --   | --   |

## CAREER STATS

| Season  | gp-gs | min/avg  | Total  |      | 3-Point |      | F-Throws |      | Rebounds |     |     |     |    | Scoring |     |    |     |     |     |     |
|---------|-------|----------|--------|------|---------|------|----------|------|----------|-----|-----|-----|----|---------|-----|----|-----|-----|-----|-----|
|         |       |          | fg-fga | pct  | fg-fga  | pct  | ft-fta   | pct  | off      | def | tot | avg | pf | fo      | ast | to | blk | stl | pts | avg |
| 2017-18 | 28-0  | 403/14.4 | 49-97  | .505 | 14-43   | .326 | 17-38    | .447 | 26       | 60  | 86  | 3.1 | 55 | 3       | 8   | 19 | 10  | 18  | 129 | 4.6 |
| 2018-19 | 6-0   | 121/20.2 | 20-39  | .513 | 8-18    | .444 | 4-9      | .444 | 10       | 14  | 24  | 4.0 | 12 | 0       | 8   | 5  | 5   | 4   | 52  | 8.7 |
| TOTAL   | 34-0  | 524/15.4 | 69-136 | .507 | 22-61   | .361 | 21-47    | .447 | 36       | 74  | 110 | 3.2 | 67 | 3       | 16  | 24 | 15  | 22  | 181 | 5.3 |



# #23 RONDALE WATSON

SENIOR | G | 6-4 | 187

LEWISBURG, W.VA. | WAKE FOREST

## 2018-19 Season Highlights

- Grabbed a career-high 10 rebounds and dished out a then career-high five assists to go with eight points at ECU (Nov. 7)
- Went 2 for 2 from the field in 14 minutes against Hofstra.
- Dished out a career-high 10 helpers in win over Mount St. Mary's (Nov. 14)
- First game of season with double-figure points (12) against William & Mary (Nov. 28)

## SEASON STATS

| Opponent            | Date     | gs | min | Total  |      | 3-Pointers |      | Free throws |      | Rebounds |     |      |     | pf | a  | t/o | blk | stl | pts | avg |
|---------------------|----------|----|-----|--------|------|------------|------|-------------|------|----------|-----|------|-----|----|----|-----|-----|-----|-----|-----|
|                     |          |    |     | fg-fga | pct  | 3fg-fga    | pct  | ft-flt      | pct  | off      | def | tot  | avg |    |    |     |     |     |     |     |
| at Eastern Kentucky | 11/07/18 | 22 | 4-7 | .571   | 0-1  | .000       | 0-0  | .000        | 1    | 9        | 10  | 10.0 | 0   | 5  | 2  | 0   | 2   | 8   | 8.0 |     |
| HOFSTRA             | 11/11/18 | 14 | 2-2 | 1.000  | 0-0  | .000       | 0-0  | .000        | 0    | 1        | 1   | 5.5  | 2   | 0  | 1  | 0   | 0   | 4   | 6.0 |     |
| MOUNT ST. MARY'S    | 11/14/18 | 25 | 2-5 | .400   | 0-2  | .000       | 1-3  | .333        | 1    | 7        | 8   | 6.3  | 2   | 10 | 1  | 0   | 0   | 5   | 5.7 |     |
| NORTH CAROLINA A&T  | 11/19/18 | 18 | 0-4 | .000   | 0-2  | .000       | 2-2  | 1.000       | 3    | 4        | 7   | 6.5  | 3   | 5  | 2  | 0   | 0   | 2   | 4.8 |     |
| at Maryland         | 11/23/18 | 11 | 0-5 | .000   | 0-1  | .000       | 0-0  | .000        | 0    | 1        | 1   | 5.4  | 1   | 2  | 0  | 0   | 0   | 0   | 3.8 |     |
| WILLIAM & MARY      | 11/28/18 | 29 | 5-8 | .625   | 0-0  | .000       | 2-2  | 1.000       | 4    | 3        | 7   | 5.7  | 3   | 0  | 0  | 0   | 1   | 12  | 5.2 |     |
| Totals              |          | 0  | 119 | 13-31  | .419 | 0-6        | .000 | 5-7         | .714 | 9        | 25  | 34   | 5.7 | 11 | 22 | 6   | 0   | 3   | 31  | 5.2 |

Games played: 6  
Minutes/game: 19.8  
Points/game: 5.2  
FG Pct: 41.9  
3FG Pct: 0.0  
FT Pct: 71.4

Rebounds/game: 5.7  
Assists/game: 3.7  
Turnovers/game: 1.0  
Assist/turnover ratio: 3.7  
Steals/game: 0.5

## WATSON'S 2018-19 HIGHS

### Points

S: 12, vs. William & Mary, 11/28/18  
C: 20, twice, last at Charlotte, 1/11/18

### Field Goals Made

S: 5, vs. William & Mary, 11/28/18  
C: 8, twice, last at Charlotte, 1/11/18

### Field Goals Attempted

S: 8, vs. William & Mary, 11/28/18  
C: 15, at Charlotte, 1/11/18

### 3PT Field Goals Made

S: --  
C: 4, vs. UAB, 1/20/18

### 3PT Field Goals Attempted

S: 2, twice, last vs. NC A&T, 11/19/18  
C: 7, vs. UAB, 1/20/18

### Free Throws Made

S: 2, twice, last vs. William & Mary, 11/28/18  
C: 4, twice, last at FAU, 2/10/18

### Free Throws Attempted

S: 3, vs. Mount St. Mary's, 11/14/18  
C: 5, vs. FAU, 2/10/18

### Rebounds

S: 10, at ECU, 11/7/18  
C: 10, at ECU, 11/7/18

### Assists

S: 10, vs. Mount St. Mary's, 11/14/18  
C: 10, vs. Mount St. Mary's, 11/14/18

### Turnovers

S: 2, twice, last vs. NC A&T, 11/19/18  
C: 4, vs. MTSU, 1/18/18

### Blocked Shots

S: --  
C: 1, 7x, last at UAB, 3/1/18

### Steals

S: 2, at ECU, 11/7/18  
C: 4, at UTSA, 2/1/18

### Minutes

S: 29, vs. William & Mary, 11/28/18  
C: 38, vs. UAB, 1/20/18

|           | Sea. | Car. |
|-----------|------|------|
| 10+ Pts:  | 1    | 8    |
| 20+ Pts:  | --   | 2    |
| 5+ Rebs:  | 4    | 9    |
| 10+ Rebs: | 1    | 1    |
| 5+ Asts:  | 3    | 3    |
| Double-D: | --   | --   |

## CAREER STATS

| Season  | gp-gs | min/avg  | Total  |      | 3-Point |      | F-Throws |      | Rebounds |     |     |     | Scoring |    |     |    |     |     |     |     |
|---------|-------|----------|--------|------|---------|------|----------|------|----------|-----|-----|-----|---------|----|-----|----|-----|-----|-----|-----|
|         |       |          | fg-fga | pct  | fg-fga  | pct  | ft-flt   | pct  | off      | def | tot | avg | pf      | fo | ast | to | blk | stl | pts | avg |
| 2017-18 | 25-2  | 642/25.7 | 74-164 | .451 | 23-64   | .359 | 23-35    | .657 | 28       | 61  | 89  | 3.6 | 59      | 2  | 33  | 30 | 7   | 26  | 194 | 7.8 |
| 2018-19 | 6-0   | 119/19.8 | 13-31  | .419 | 0-6     | .000 | 5-7      | .714 | 9        | 25  | 34  | 5.7 | 11      | 0  | 22  | 6  | 0   | 3   | 31  | 5.2 |
| TOTAL   | 31-2  | 761/24.5 | 87-195 | .446 | 23-70   | .329 | 28-42    | .667 | 37       | 86  | 123 | 4.0 | 70      | 2  | 55  | 36 | 7   | 29  | 225 | 7.3 |



# #24 CAM BROOKS-HARRIS

FRESHMAN | F | 6-6 | 170

ZANESVILLE, OHIO | ZANESVILLE HS

2018-19 Season Highlights

## // SEASON STATS

### BROOKS-HARRIS' 2018-19 HIGHS

**Points**

S: --

C: --

**Field Goals Made**

S: --

C: --

**Field Goals Attempted**

S: --

C: --

**3PT Field Goals Made**

S: --

C: --

**3PT Field Goals Attempted**

S: --

C: --

**Free Throws Made**

S: --

C: --

**Free Throws Attempted**

S: --

C: --

**Rebounds**

S: --

C: --

**Assists**

S: --

C: --

**Turnovers**

S: --

C: --

**Blocked Shots**

S: --

C: --

**Steals**

S: --

C: --

**Minutes**

S: --

C: --

|           | Sea. | Car. |
|-----------|------|------|
| 10+ Pts:  | --   | --   |
| 20+ Pts:  | --   | --   |
| 5+ Rebs:  | --   | --   |
| 10+ Rebs: | --   | --   |
| 5+ Asts:  | --   | --   |
| Double-D: | --   | --   |

## // CAREER STATS



# #25 WILHELM VON ARNDT

FRESHMAN | G | 6-0 | 175

STOCKHOLM, SWEDEN |

2018-19 Season Highlights

## // SEASON STATS

### VON ARNDT'S 2018-19 HIGHS

#### Points

S: --

C: --

#### Field Goals Made

S: --

C: --

#### Field Goals Attempted

S: --

C: --

#### 3PT Field Goals Made

S: --

C: --

#### 3PT Field Goals Attempted

S: --

C: --

#### Free Throws Made

S: --

C: --

#### Free Throws Attempted

S: --

C: --

#### Rebounds

S: --

C: --

#### Assists

S: --

C: --

#### Turnovers

S: --

C: --

#### Blocked Shots

S: --

C: --

#### Steals

S: --

C: --


#### Minutes

S: --

C: --

|           | Sea. | Car. |
|-----------|------|------|
| 10+ Pts:  | --   | --   |
| 20+ Pts:  | --   | --   |
| 5+ Rebs:  | --   | --   |
| 10+ Rebs: | --   | --   |
| 5+ Asts:  | --   | --   |
| Double-D: | --   | --   |

## // CAREER STATS



# #31 MIKEL BEYERS

SOPHOMORE | F | 6-9 | 215

HOUSTON, TEXAS | MESA CC

## 2018-19 Season Highlights

- Scored three points in eight minutes in his Herd debut at EKU (Nov. 7)
- Had four-point game against Mount St. Mary's (Nov. 14)
- Tied season-high with four points at Maryland (Nov. 23)

## SEASON STATS

| Opponent            | Date     | gs | min | Total  |       | 3-Pointers |      | Free throws |       | Rebounds |     |     |     | pf | a | t/o | blk | stl | pts | avg |
|---------------------|----------|----|-----|--------|-------|------------|------|-------------|-------|----------|-----|-----|-----|----|---|-----|-----|-----|-----|-----|
|                     |          |    |     | fg-fga | pct   | 3fg-fga    | pct  | ft-fa       | pct   | off      | def | tot | avg |    |   |     |     |     |     |     |
| at Eastern Kentucky | 11/07/18 | 8  | 8   | 1-1    | 1.000 | 0-0        | .000 | 1-2         | .500  | 2        | 1   | 3   | 3.0 | 2  | 0 | 1   | 0   | 0   | 3   | 3.0 |
| HOFSTRA             | 11/11/18 | dn | dn  | -      | -     | -          | -    | -           | -     | -        | -   | -   | -   | -  | - | -   | -   | -   | -   | -   |
| MOUNT ST. MARY'S    | 11/14/18 | 8  | 8   | 2-3    | .667  | 0-1        | .000 | 0-0         | .000  | 0        | 0   | 0   | 1.5 | 0  | 1 | 1   | 0   | 0   | 4   | 3.5 |
| NORTH CAROLINA A&T  | 11/19/18 | 11 | 11  | 1-4    | .250  | 1-2        | .500 | 0-0         | .000  | 1        | 1   | 2   | 1.7 | 1  | 0 | 0   | 0   | 1   | 3   | 3.3 |
| at Maryland         | 11/23/18 | 10 | 10  | 1-2    | .500  | 0-1        | .000 | 2-2         | 1.000 | 1        | 1   | 2   | 1.8 | 2  | 1 | 0   | 0   | 0   | 4   | 3.5 |
| WILLIAM & MARY      | 11/28/18 | 2  | 2   | 0-1    | .000  | 0-0        | .000 | 0-0         | .000  | 0        | 1   | 1   | 1.6 | 0  | 0 | 1   | 0   | 0   | 0   | 2.8 |
| Totals              |          | 0  | 39  | 5-11   | .455  | 1-4        | .250 | 3-4         | .750  | 4        | 4   | 8   | 1.6 | 5  | 2 | 3   | 0   | 1   | 14  | 2.8 |

Games played: 5  
 Minutes/game: 7.8  
 Points/game: 2.8  
 FG Pct: 45.5  
 3FG Pct: 25.0  
 FT Pct: 75.0

Rebounds/game: 1.6  
 Assists/game: 0.4  
 Turnovers/game: 0.6  
 Assist/turnover ratio: 0.7  
 Steals/game: 0.2

## BEYERS' 2018-19 HIGHS

### Points

S: 4, twice, last at Maryland, 11/23/18  
 C: 4, twice, last at Maryland, 11/23/18

### Field Goals Made

S: 2, vs. Mount St. Mary's, 11/14/18  
 C: 2, vs. Mount St. Mary's, 11/14/18

### Field Goals Attempted

S: 4, vs. NC A&T, 11/19/18  
 C: 4, vs. NC A&T, 11/19/18

### 3PT Field Goals Made

S: 1, vs. NC A&T, 11/19/18  
 C: 1, vs. NC A&T, 11/19/18

### 3PT Field Goals Attempted

S: 2, vs. NC A&T, 11/19/18  
 C: 2, vs. NC A&T, 11/19/18

### Free Throws Made

S: 2, at Maryland, 11/23/18  
 C: 2, at Maryland, 11/23/18

### Free Throws Attempted

S: 2, twice, last at Maryland, 11/23/18  
 C: 2, twice, last at Maryland, 11/23/18

### Rebounds

S: 3, at EKU, 11/7/18  
 C: 3, at EKU, 11/7/18

### Assists

S: 1, twice, last at Maryland, 11/23/18  
 C: 1, twice, last at Maryland, 11/23/18

### Turnovers

S: 1, 3x, last vs. William & Mary, 11/28/18  
 C: 1, 3x, last vs. William & Mary, 11/28/18

### Blocked Shots

S: --  
 C: --

### Steals

S: 1, vs. NC A&T, 11/19/18  
 C: 1, vs. NC A&T, 11/19/18

### Minutes

S: 11, vs. NC A&T, 11/19/18  
 C: 11, vs. NC A&T, 11/19/18

|           | Sea. | Car. |
|-----------|------|------|
| 10+ Pts:  | --   | --   |
| 20+ Pts:  | --   | --   |
| 5+ Rebs:  | --   | --   |
| 10+ Rebs: | --   | --   |
| 5+ Asts:  | --   | --   |
| Double-D: | --   | --   |

## CAREER STATS

| Season  | gp-gs | min/avg | Total  |      | 3-Point |      | F-Throws |      | Rebounds |     |     |     | Scoring |    |     |    |     |     |     |     |
|---------|-------|---------|--------|------|---------|------|----------|------|----------|-----|-----|-----|---------|----|-----|----|-----|-----|-----|-----|
|         |       |         | fg-fga | pct  | fg-fga  | pct  | ft-fa    | pct  | off      | def | tot | avg | pf      | fo | ast | to | blk | stl | pts | avg |
| 2018-19 | 5-0   | 39/7.8  | 5-11   | .455 | 1-4     | .250 | 3-4      | .750 | 4        | 4   | 8   | 1.6 | 5       | 0  | 2   | 3  | 0   | 1   | 14  | 2.8 |
| TOTAL   | 5-0   | 39/7.8  | 5-11   | .455 | 1-4     | .250 | 3-4      | .750 | 4        | 4   | 8   | 1.6 | 5       | 0  | 2   | 3  | 0   | 1   | 14  | 2.8 |



# #33

## JON ELMORE

SENIOR | G | 6-3 | 187

CHARLESTON, W.VA. | VMI [GEORGE WASHINGTON HS]

### 2018-19 Season Highlights

- Blocked a career-high three shots to go with 20 points and six assists at EKU (Nov. 7)
- Scored a season-high 30 points on a career-high 22 attempts against Hofstra (Nov. 11)
- Recorded 24 points and eight assists against Mount St. Mary's (Nov. 14)
- Third player in program history to reach 2,000 points.
- Had a streak of 75 games with 10 or more points snapped at Maryland (Nov. 23)

### SEASON STATS

| Opponent            | Date     | gs | min | Total  |        | 3-Pointers |       | Free throws |       | Rebounds |     |     |     | pf  | a  | t/o | blk | stl | pts | avg  |      |
|---------------------|----------|----|-----|--------|--------|------------|-------|-------------|-------|----------|-----|-----|-----|-----|----|-----|-----|-----|-----|------|------|
|                     |          |    |     | fg-fga | pct    | 3fg-fga    | pct   | ft-fga      | pct   | off      | def | tot | avg |     |    |     |     |     |     |      |      |
| at Eastern Kentucky | 11/07/18 | *  | 35  | 5-16   | .313   | 1-6        | .167  | 9-13        | .692  | 2        | 2   | 4   | 4.0 | 2   | 6  | 3   | 3   | 0   | 20  | 20.0 |      |
| HOFSTRA             | 11/11/18 | *  | 38  | 10-22  | .455   | 2-8        | .250  | 8-9         | .889  | 0        | 8   | 8   | 6.0 | 3   | 5  | 5   | 0   | 4   | 30  | 25.0 |      |
| MOUNT ST. MARY'S    | 11/14/18 | *  | 31  | 8-18   | .444   | 7-14       | .500  | 1-2         | .500  | 0        | 4   | 4   | 5.3 | 2   | 8  | 1   | 1   | 0   | 24  | 24.7 |      |
| NORTH CAROLINA A&T  | 11/19/18 | *  | 30  | 6-14   | .429   | 4-10       | .400  | 2-2         | 1.000 | 0        | 5   | 5   | 5.3 | 1   | 5  | 1   | 0   | 2   | 18  | 23.0 |      |
| at Maryland         | 11/23/18 | *  | 32  | 2-14   | .143   | 1-6        | .167  | 1-2         | .500  | 1        | 2   | 3   | 4.8 | 4   | 3  | 7   | 1   | 3   | 6   | 19.6 |      |
| WILLIAM & MARY      | 11/28/18 | *  | 34  | 7-16   | .438   | 4-8        | .500  | 8-9         | .889  | 0        | 5   | 5   | 4.8 | 2   | 5  | 1   | 0   | 2   | 26  | 20.7 |      |
| Totals              |          |    | 6   | 200    | 38-100 | .380       | 19-52 | .365        | 29-37 | .784     | 3   | 26  | 29  | 4.8 | 14 | 32  | 18  | 5   | 11  | 124  | 20.7 |

Games played: 6  
 Minutes/game: 33.3  
 Points/game: 20.7  
 FG Pct: 38.0  
 3FG Pct: 36.5  
 FT Pct: 78.4

Rebounds/game: 4.8  
 Assists/game: 5.3  
 Turnovers/game: 3.0  
 Assist/turnover ratio: 1.8  
 Steals/game: 1.8  
 Blocks/game: 0.8

### ELMORE'S 2018-19 HIGHS

#### Points

S: 30, vs. Hofstra, 11/11/18  
 C: 38, vs. Charlotte, 2/24/18

#### Field Goals Made

S: 10, vs. Hofstra, 11/11/18  
 C: 13, vs. Charlotte, 2/24/18

#### Field Goals Attempted

S: 22, vs. Hofstra, 11/11/18  
 C: 22, vs. Hofstra, 11/11/18

#### 3PT Field Goals Made

S: 7, vs. Mount St. Mary's, 11/14/18  
 C: 9, vs. Charlotte, 2/24/18

#### 3PT Field Goals Attempted

S: 14, vs. Mount St. Mary's, 11/14/18  
 C: 14, twice, last vs. Mount St. Mary's, 11/14/18

#### Free Throws Made

S: 9, at EKU, 11/7/18  
 C: 15, vs. Southern Miss, 3/5/16

#### Free Throws Attempted

S: 13, at EKU, 11/7/18  
 C: 17, at Chattanooga, 12/6/16

#### Rebounds

S: 8, vs. Hofstra, 11/11/18  
 C: 13, at UTSA, 2/1/18

#### Assists

S: 8, vs. Mount St. Mary's, 11/14/18  
 C: 13, vs. Concord, 11/26/17

#### Turnovers

S: 7, at Maryland, 11/23/18  
 C: 7, 5x, last vs. Maryland, 11/23/18

#### Blocked Shots

S: 3, at EKU, 11/7/18  
 C: 3, at EKU, 11/7/18

#### Steals

S: 4, vs. Hofstra, 11/11/18  
 C: 6, vs. Concord, 11/26/17

#### Minutes

S: 38, vs. Hofstra, 11/11/18  
 C: 45, vs. UAB, 1/20/18

|           | Sea. | Car. |
|-----------|------|------|
| 10+ Pts:  | 5    | 96   |
| 20+ Pts:  | 4    | 51   |
| 30+ Pts:  | 1    | 9    |
| 5+ Rebs:  | 3    | 42   |
| 10+ Rebs: | --   | 3    |
| 5+ Asts:  | 5    | 70   |
| 10+ Asts: | --   | 15   |
| 5+ Stls:  | --   | 2    |
| Double-D: | --   | 17   |
| Triple-D: | --   | 2    |

### CAREER STATS

| Season  | gp-gs   | min/avg   | Total    |      | 3-Point |      | F-Throws |      | Rebounds |     |     |     | Scoring |    |     |     |     |     |      |      |
|---------|---------|-----------|----------|------|---------|------|----------|------|----------|-----|-----|-----|---------|----|-----|-----|-----|-----|------|------|
|         |         |           | fg-fga   | pct  | fg-fga  | pct  | ft-fga   | pct  | off      | def | tot | avg | pf      | fo | ast | to  | blk | stl | pts  | avg  |
| 2015-16 | 25-25   | 866/34.6  | 111-295  | .376 | 61-177  | .345 | 98-122   | .803 | 19       | 66  | 85  | 3.4 | 64      | 2  | 145 | 64  | 3   | 19  | 381  | 15.2 |
| 2016-17 | 35-35   | 1230/35.1 | 210-508  | .413 | 83-236  | .352 | 188-233  | .807 | 21       | 131 | 152 | 4.3 | 63      | 0  | 207 | 109 | 7   | 40  | 691  | 19.7 |
| 2017-18 | 36-36   | 1380/38.3 | 243-554  | .439 | 98-275  | .356 | 232-281  | .826 | 16       | 194 | 210 | 5.8 | 56      | 0  | 244 | 132 | 13  | 58  | 816  | 22.7 |
| 2018-19 | 6-6     | 200/33.3  | 38-100   | .380 | 19-52   | .365 | 29-37    | .784 | 3        | 26  | 29  | 4.8 | 14      | 0  | 32  | 18  | 5   | 11  | 124  | 20.7 |
| TOTAL   | 102-102 | 3676/36.0 | 602-1457 | .413 | 261-740 | .353 | 547-673  | .813 | 59       | 417 | 476 | 4.7 | 197     | 2  | 628 | 323 | 28  | 128 | 2012 | 19.7 |

# 2018-19 COMBINED TEAM STATS

| RECORD:        | OVERALL | HOME | AWAY | NEUTRAL |
|----------------|---------|------|------|---------|
| ALL GAMES      | 5-1     | 4-0  | 1-1  | 0-0     |
| CONFERENCE     | 0-0     | 0-0  | 0-0  | 0-0     |
| NON-CONFERENCE | 5-1     | 4-0  | 1-1  | 0-0     |

| #              | Player               | gp-gs | min  | avg  | Total   |      | 3-Point |      | F-Throw |      | Rebounds |     |     |      | pf  | dq | a   | to  | blk | stl | pts | avg  |
|----------------|----------------------|-------|------|------|---------|------|---------|------|---------|------|----------|-----|-----|------|-----|----|-----|-----|-----|-----|-----|------|
|                |                      |       |      |      | fg-fga  | fg%  | 3fg-fga | 3fg% | ft-fta  | ft%  | off      | def | tot | avg  |     |    |     |     |     |     |     |      |
| 33             | ELMORE, Jon          | 6-6   | 200  | 33.3 | 38-100  | .380 | 19-52   | .365 | 29-37   | .784 | 3        | 26  | 29  | 4.8  | 14  | 0  | 32  | 18  | 5   | 11  | 124 | 20.7 |
| 14             | BURKS, C.J.          | 6-6   | 182  | 30.3 | 42-80   | .525 | 10-31   | .323 | 16-20   | .800 | 2        | 14  | 16  | 2.7  | 17  | 1  | 20  | 19  | 1   | 16  | 110 | 18.3 |
| 03             | WILLIAMS, Jannson    | 6-6   | 142  | 23.7 | 23-38   | .605 | 11-22   | .500 | 6-9     | .667 | 6        | 22  | 28  | 4.7  | 15  | 1  | 2   | 2   | 8   | 6   | 63  | 10.5 |
| 21             | GEORGE, Darius       | 6-0   | 121  | 20.2 | 20-39   | .513 | 8-18    | .444 | 4-9     | .444 | 10       | 14  | 24  | 4.0  | 12  | 0  | 8   | 5   | 5   | 4   | 52  | 8.7  |
| 13             | WEST, Jarrod         | 6-6   | 162  | 27.0 | 15-49   | .306 | 11-31   | .355 | 4-5     | .800 | 1        | 14  | 15  | 2.5  | 17  | 0  | 14  | 7   | 0   | 13  | 45  | 7.5  |
| 01             | KINSEY, Taevion      | 6-0   | 87   | 14.5 | 14-25   | .560 | 0-5     | .000 | 8-13    | .615 | 10       | 2   | 12  | 2.0  | 4   | 0  | 4   | 5   | 1   | 5   | 36  | 6.0  |
| 02             | BENNETT, Iran        | 6-6   | 87   | 14.5 | 16-26   | .615 | 0-2     | .000 | 1-9     | .111 | 7        | 12  | 19  | 3.2  | 18  | 1  | 1   | 7   | 3   | 3   | 33  | 5.5  |
| 23             | WATSON, Rondale      | 6-0   | 119  | 19.8 | 13-31   | .419 | 0-6     | .000 | 5-7     | .714 | 9        | 25  | 34  | 5.7  | 11  | 0  | 22  | 6   | 0   | 3   | 31  | 5.2  |
| 31             | BEYERS, Mikel        | 5-0   | 39   | 7.8  | 5-11    | .455 | 1-4     | .250 | 3-4     | .750 | 4        | 4   | 8   | 1.6  | 5   | 0  | 2   | 3   | 0   | 1   | 14  | 2.8  |
| 00             | THIENEMAN, Christian | 3-0   | 14   | 4.7  | 2-4     | .500 | 2-3     | .667 | 0-0     | .000 | 0        | 1   | 1   | 0.3  | 4   | 0  | 1   | 0   | 0   | 0   | 6   | 2.0  |
| 12             | SUSTIC, Ante         | 6-0   | 37   | 6.2  | 5-8     | .625 | 0-0     | .000 | 1-2     | .500 | 4        | 6   | 10  | 1.7  | 11  | 0  | 0   | 3   | 0   | 1   | 11  | 1.8  |
| 11             | THOMAS, Luke         | 4-0   | 10   | 2.5  | 0-5     | .000 | 0-5     | .000 | 0-0     | .000 | 0        | 0   | 0   | 0.0  | 0   | 0  | 0   | 0   | 0   | 0   | 0   | 0.0  |
| Team           |                      |       |      |      |         |      |         |      |         |      | 9        | 7   | 16  |      |     |    | 1   |     |     |     |     |      |
| Total.....     |                      | 6     | 1200 |      | 193-416 | .464 | 62-179  | .346 | 77-115  | .670 | 65       | 147 | 212 | 35.3 | 128 | 3  | 106 | 76  | 23  | 63  | 525 | 87.5 |
| Opponents..... |                      | 6     | 1200 |      | 163-362 | .450 | 37-118  | .314 | 100-151 | .662 | 77       | 176 | 253 | 42.2 | 105 | 1  | 74  | 122 | 17  | 41  | 463 | 77.2 |

| TEAM STATISTICS        | MARM    | OPP     | Date     | Opponent            | Score    | Att.  |
|------------------------|---------|---------|----------|---------------------|----------|-------|
| SCORING                | 525     | 463     | 11/07/18 | at Eastern Kentucky | w 105-77 | 5189  |
| Points per game        | 87.5    | 77.2    | 11/11/18 | HOFSTRA             | w 76-72  | 7854  |
| Scoring margin         | +10.3   | -       | 11/14/18 | MOUNT ST. MARY'S    | w 98-75  | 6050  |
| FIELD GOALS-ATT        | 193-416 | 163-362 | 11/19/18 | NORTH CAROLINA A&T  | w 95-71  | 6162  |
| Field goal pct         | .464    | .450    | 11/23/18 | at Maryland         | L 67-104 | 11711 |
| 3 POINT FG-ATT         | 62-179  | 37-118  | 11/28/18 | WILLIAM & MARY      | w 84-64  | 6187  |
| 3-point FG pct         | .346    | .314    |          |                     |          |       |
| 3-pt FG made per game  | 10.3    | 6.2     |          |                     |          |       |
| FREE THROWS-ATT        | 77-115  | 100-151 |          |                     |          |       |
| Free throw pct         | .670    | .662    |          |                     |          |       |
| F-Throws made per game | 12.8    | 16.7    |          |                     |          |       |
| REBOUNDS               | 212     | 253     |          |                     |          |       |
| Rebounds per game      | 35.3    | 42.2    |          |                     |          |       |
| Rebounding margin      | -6.8    | -       |          |                     |          |       |
| ASSISTS                | 106     | 74      |          |                     |          |       |
| Assists per game       | 17.7    | 12.3    |          |                     |          |       |
| TURNOVERS              | 76      | 122     |          |                     |          |       |
| Turnovers per game     | 12.7    | 20.3    |          |                     |          |       |
| Turnover margin        | +7.7    | -       |          |                     |          |       |
| Assist/turnover ratio  | 1.4     | 0.6     |          |                     |          |       |
| STEALS                 | 63      | 41      |          |                     |          |       |
| Steals per game        | 10.5    | 6.8     |          |                     |          |       |
| BLOCKS                 | 23      | 17      |          |                     |          |       |
| Blocks per game        | 3.8     | 2.8     |          |                     |          |       |
| ATTENDANCE             | 26253   | 16900   |          |                     |          |       |
| Home games-Avg/Game    | 4-6563  | 2-8450  |          |                     |          |       |
| Neutral site-Avg/Game  | -       | 0-0     |          |                     |          |       |

\* - Conference game

| Score by Periods | 1st | 2nd | Totals |
|------------------|-----|-----|--------|
| Marshall         | 278 | 247 | 525    |
| Opponents        | 237 | 226 | 463    |

# 2017-18 CONFERENCE STATS

| RECORD:        | OVERALL | HOME | AWAY | NEUTRAL |
|----------------|---------|------|------|---------|
| ALL GAMES      | 12-6    | 7-2  | 5-4  | 0-0     |
| CONFERENCE     | 12-6    | 7-2  | 5-4  | 0-0     |
| NON-CONFERENCE | 0-0     | 0-0  | 0-0  | 0-0     |

| ##             | Player            | gp-gs | min  | avg     | Total   |     | 3-Point |      | F-Throw |       | Rebounds |     |     | pf   | dq  | a  | to  | blk | stl | pts | avg |      |  |  |
|----------------|-------------------|-------|------|---------|---------|-----|---------|------|---------|-------|----------|-----|-----|------|-----|----|-----|-----|-----|-----|-----|------|--|--|
|                |                   |       |      |         | fg-fga  | fg% | 3fg-fga | 3fg% | ft-fa   | ft%   | off      | def | tot |      |     |    |     |     |     |     |     | avg  |  |  |
| 33             | ELMORE, Jon       | 18-18 | 706  | 39.2    | 124-282 | .44 | 54-147  | .36  | 96-117  | .82   | 13       | 119 | 132 | 7.3  | 27  | 0  | 114 | 56  | 8   | 26  | 398 | 22.1 |  |  |
| 14             | BURKS, C.J.       | 17-17 | 624  | 36.7    | 133-266 | .50 | 52-124  | .41  | 52-58   | .89   | 6        | 62  | 68  | 4.0  | 39  | 0  | 53  | 53  | 2   | 17  | 370 | 21.8 |  |  |
| 11             | PENAVA, Ajdin     | 16-16 | 457  | 28.6    | 72-153  | .47 | 12-50   | .24  | 42-57   | .73   | 25       | 96  | 121 | 7.6  | 59  | 3  | 36  | 35  | 60  | 11  | 198 | 12.4 |  |  |
| 23             | WATSON, Rondal    | 18-2  | 496  | 27.6    | 62-134  | .46 | 18-52   | .34  | 21-32   | .65   | 24       | 51  | 75  | 4.2  | 40  | 2  | 29  | 25  | 6   | 19  | 163 | 9.1  |  |  |
| 13             | WEST, Jarrod      | 18-17 | 568  | 31.6    | 40-99   | .40 | 28-73   | .38  | 11-19   | .57   | 5        | 44  | 49  | 2.7  | 40  | 1  | 52  | 29  | 0   | 24  | 119 | 6.6  |  |  |
| 03             | WILLIAMS, Janns   | 17-3  | 303  | 17.8    | 29-69   | .42 | 13-42   | .31  | 13-16   | .81   | 10       | 53  | 63  | 3.7  | 36  | 2  | 6   | 10  | 21  | 12  | 84  | 4.9  |  |  |
| 21             | GEORGE, Darius    | 12-0  | 120  | 10.0    | 21-36   | .58 | 5-16    | .31  | 7-15    | .46   | 6        | 24  | 30  | 2.5  | 17  | 2  | 2   | 8   | 4   | 4   | 54  | 4.5  |  |  |
| 32             | BLEDSON, Phil     | 8-0   | 51   | 6.4     | 11-20   | .55 | 3-8     | .37  | 4-4     | 1.000 | 7        | 3   | 10  | 1.3  | 10  | 0  | 0   | 3   | 0   | 1   | 29  | 3.6  |  |  |
| 01             | KOLJANIN, Dani    | 7-0   | 55   | 7.9     | 7-15    | .46 | 1-5     | .20  | 3-4     | .75   | 2        | 7   | 9   | 1.3  | 7   | 0  | 6   | 1   | 2   | 1   | 18  | 2.6  |  |  |
| 12             | ELMORE, Ot        | 4-1   | 38   | 9.5     | 2-9     | .22 | 2-9     | .22  | 0-0     | .00   | 1        | 3   | 4   | 1.0  | 3   | 0  | 6   | 1   | 0   | 0   | 6   | 1.5  |  |  |
| 50             | MIJOVIC, Milan    | 17-16 | 193  | 11.4    | 8-20    | .40 | 0-0     | .00  | 2-4     | .50   | 4        | 23  | 27  | 1.6  | 26  | 0  | 6   | 12  | 4   | 4   | 18  | 1.1  |  |  |
| 05             | REED, Marcus      | 2-0   | 5    | 2.5     | 0-2     | .00 | 0-2     | .00  | 1-2     | .50   | 1        | 1   | 2   | 1.0  | 0   | 0  | 1   | 0   | 0   | 0   | 1   | 0.5  |  |  |
| 00             | THIENEMAN, Chri   | 1-0   | 4    | 4.0     | 0-0     | .00 | 0-0     | .00  | 0-0     | .00   | 0        | 0   | 0   | 0.0  | 0   | 0  | 0   | 0   | 0   | 0   | 0   | 0.0  |  |  |
| 04             | VILLERS, Christia | 2-0   | 5    | 2.5     | 0-2     | .00 | 0-1     | .00  | 0-0     | .00   | 0        | 1   | 1   | 0.5  | 1   | 0  | 0   | 0   | 0   | 0   | 0   | 0.0  |  |  |
| Team           |                   |       |      |         |         |     |         |      |         |       | 26       | 29  | 55  |      |     |    |     |     |     |     |     |      |  |  |
| Total.....     |                   | 18    | 3625 | 509-110 |         | .46 | 188-529 | .35  | 252-328 | .76   | 130      | 516 | 646 | 35.9 | 305 | 10 | 311 | 238 | 107 | 119 | 145 | 81.0 |  |  |
| Opponents..... |                   | 18    | 3623 | 530-119 |         | .44 | 108-323 | .33  | 215-345 | .62   | 226      | 516 | 742 | 41.2 | 314 | 4  | 262 | 242 | 53  | 119 | 138 | 76.8 |  |  |

| Score by Periods | 1st | 2nd | OT | Totals |
|------------------|-----|-----|----|--------|
| Marshall         | 663 | 785 | 10 | 1458   |
| Opponents        | 654 | 727 | 2  | 1383   |

# TEAM GAME-BY-GAME STATS

| Opponent            | Date     | Score  |   | Total   |      | 3-Pointers |      | Free throws |      | Rebounds |     |     |      |     |     |     |     | pts | avg |       |
|---------------------|----------|--------|---|---------|------|------------|------|-------------|------|----------|-----|-----|------|-----|-----|-----|-----|-----|-----|-------|
|                     |          |        |   | fg-fga  | pct  | 3fg-fga    | pct  | ft-fa       | pct  | off      | def | tot | avg  | pf  | a   | t/o | blk |     |     | stl   |
| at Eastern Kentucky | 11/07/18 | 105-77 | W | 38-76   | .500 | 8-23       | .348 | 21-32       | .656 | 16       | 37  | 53  | 53.0 | 26  | 19  | 16  | 4   | 6   | 105 | 105.0 |
| HOFSTRA             | 11/11/18 | 76-72  | W | 29-62   | .468 | 7-24       | .292 | 11-14       | .786 | 10       | 21  | 31  | 42.0 | 21  | 13  | 14  | 4   | 10  | 76  | 90.5  |
| MOUNT ST. MARY'S    | 11/14/18 | 98-75  | W | 37-73   | .507 | 19-45      | .422 | 5-14        | .357 | 7        | 25  | 32  | 38.7 | 19  | 28  | 9   | 2   | 12  | 98  | 93.0  |
| NORTH CAROLINA A&T  | 11/19/18 | 95-71  | W | 34-70   | .486 | 13-34      | .382 | 14-21       | .667 | 13       | 22  | 35  | 37.8 | 20  | 22  | 11  | 3   | 14  | 95  | 93.5  |
| at Maryland         | 11/23/18 | 67-104 | L | 25-73   | .342 | 8-31       | .258 | 9-14        | .643 | 12       | 18  | 30  | 36.2 | 24  | 13  | 17  | 6   | 11  | 67  | 88.2  |
| WILLIAM & MARY      | 11/28/18 | 84-64  | W | 30-62   | .484 | 7-22       | .318 | 17-20       | .850 | 7        | 24  | 31  | 35.3 | 18  | 11  | 9   | 4   | 10  | 84  | 87.5  |
| Marshall            |          | 525    |   | 193-416 | .464 | 62-179     | .346 | 77-115      | .670 | 65       | 147 | 212 | 35.3 | 128 | 106 | 76  | 23  | 63  | 525 | 87.5  |
| Opponents           |          | 463    |   | 163-362 | .450 | 37-118     | .314 | 100-151     | .662 | 77       | 176 | 253 | 42.2 | 105 | 74  | 122 | 17  | 41  | 463 | 77.2  |

Games played: 6  
 Points/game: 87.5  
 FG Pct: 46.4  
 3FG Pct: 34.6  
 FT Pct: 67.0

Rebounds/game: 35.3  
 Assists/game: 17.7  
 Turnovers/game: 12.7  
 Assist/turnover ratio: 1.4  
 Steals/game: 10.5  
 Blocks/game: 3.8

# TEAM GAME-BY-GAME HIGHS

| Opponent            | Date     | Score  | Points              | Rebounds           | Assists                          | Steals                           | Blocked shots                                         |
|---------------------|----------|--------|---------------------|--------------------|----------------------------------|----------------------------------|-------------------------------------------------------|
| at Eastern Kentucky | 11/07/18 | 105-77 | 30-BURKS, C.J.      | 10-WATSON, Rondal  | 6-ELMORE, Jon                    | 2-WATSON, Rondale<br>BURKS, C.J. | 3-ELMORE, Jon                                         |
| HOFSTRA             | 11/11/18 | 76-72  | 30-ELMORE, Jon      | 8-ELMORE, Jon      | 6-BURKS, C.J.                    | 4-ELMORE, Jon                    | 2-GEORGE, Darius<br>WILLIAMS, Jannson                 |
| MOUNT ST. MARY'S    | 11/14/18 | 98-75  | 24-ELMORE, Jon      | 8-WATSON, Rondale  | 10-WATSON, Rondal                | 4-WEST, Jarrod                   | 1-ELMORE, Jon<br>BENNETT, Iran                        |
| NORTH CAROLINA A&T  | 11/19/18 | 95-71  | 18-ELMORE, Jon      | 7-WATSON, Rondale  | 5-WATSON, Rondale<br>ELMORE, Jon | 5-BURKS, C.J.                    | 1-BURKS, C.J.<br>KINSEY, Taevion<br>WILLIAMS, Jannson |
| at Maryland         | 11/23/18 | 67-104 | 24-WILLIAMS, Jannso | 5-WILLIAMS, Jannso | 3-WEST, Jarrod<br>ELMORE, Jon    | 4-WEST, Jarrod                   | 3-WILLIAMS, Jannso                                    |
| WILLIAM & MARY      | 11/28/18 | 84-64  | 26-ELMORE, Jon      | 7-WATSON, Rondale  | 5-ELMORE, Jon                    | 3-BURKS, C.J.                    | 2-GEORGE, Darius<br>WILLIAMS, Jannson                 |

# COMPARISONS

| Opponent           | 1st   | 2nd   | Score  | Mar  | Total FG    | FG Pct    | 3-Pointers | 3FG Pct   | Free Throws | FT Pct    | Rebounds | Assist | T/Over | Block | Steal | Fouls |       |
|--------------------|-------|-------|--------|------|-------------|-----------|------------|-----------|-------------|-----------|----------|--------|--------|-------|-------|-------|-------|
| Eastern Kentucky   | 57/38 | 48/39 | 105-77 | +28  | 38-76/26-80 | .500/.325 | 8-23/3-27  | .348/.111 | 21-32/22-36 | .656/.611 | 53/49    | +4     | 19/8   | 16/17 | 4/5   | 6/9   | 26/25 |
| HOFSTRA            | 42/45 | 34/27 | 76-72  | +4   | 29-62/26-60 | .468/.433 | 7-24/7-19  | .292/.368 | 11-14/13-19 | .786/.684 | 31/41    | (10)   | 13/7   | 14/20 | 4/2   | 10/7  | 21/20 |
| MOUNT ST. MARY'S   | 48/37 | 50/38 | 98-75  | +23  | 37-73/28-54 | .507/.519 | 19-45/8-18 | .422/.444 | 5-14/11-21  | .357/.524 | 32/39    | (7)    | 28/18  | 9/24  | 2/0   | 12/3  | 19/13 |
| NORTH CAROLINA A&T | 47/27 | 48/44 | 95-71  | +24  | 34-70/24-55 | .486/.436 | 13-34/5-17 | .382/.294 | 14-21/18-21 | .667/.857 | 35/38    | (3)    | 22/14  | 11/22 | 3/1   | 14/7  | 20/14 |
| Maryland           | 38/53 | 29/51 | 67-104 | (37) | 25-73/35-61 | .342/.574 | 8-31/9-16  | .258/.563 | 9-14/25-36  | .643/.694 | 30/52    | (22)   | 13/15  | 17/19 | 6/7   | 11/10 | 24/16 |
| WILLIAM & MARY     | 46/37 | 38/27 | 84-64  | +20  | 30-62/24-52 | .484/.462 | 7-22/5-21  | .318/.238 | 17-20/11-18 | .850/.611 | 31/34    | (3)    | 11/12  | 9/20  | 4/2   | 10/5  | 18/17 |

Note: Game totals are displayed in the format TEAM/OPPONENT for each category

# TEAM HIGH/LOW ANALYSIS

## MARSHALL - HIGHS

|                       |             |                                |
|-----------------------|-------------|--------------------------------|
| POINTS                | 105         | at Eastern Kentucky (11/07/18) |
|                       | 98          | MOUNT ST. MARY'S (11/14/18)    |
|                       | 95          | NORTH CAROLINA A&T (11/19/18)  |
|                       | 76          | HOFSTRA (11/11/18)             |
|                       | 67          | at Maryland (11/23/18)         |
| FIELD GOALS MADE      | 38          | at Eastern Kentucky (11/07/18) |
|                       | 37          | MOUNT ST. MARY'S (11/14/18)    |
| FIELD GOAL ATTEMPTS   | 76          | at Eastern Kentucky (11/07/18) |
|                       | 73          | at Maryland (11/23/18)         |
|                       | 73          | MOUNT ST. MARY'S (11/14/18)    |
| FIELD GOAL PERCENTAGE | 507 (37-73) | MOUNT ST. MARY'S (11/14/18)    |
|                       | 500 (38-76) | at Eastern Kentucky (11/07/18) |
| 3 PT FIELD GOALS MADE | 19          | MOUNT ST. MARY'S (11/14/18)    |
|                       | 13          | NORTH CAROLINA A&T (11/19/18)  |
| 3 PT FG ATTEMPTS      | 45          | MOUNT ST. MARY'S (11/14/18)    |
|                       | 34          | NORTH CAROLINA A&T (11/19/18)  |
| 3 PT FG PERCENTAGE    | 422 (19-45) | MOUNT ST. MARY'S (11/14/18)    |
|                       | 382 (13-34) | NORTH CAROLINA A&T (11/19/18)  |
| FREE THROWS MADE      | 21          | at Eastern Kentucky (11/07/18) |
|                       | 14          | NORTH CAROLINA A&T (11/19/18)  |
| FREE THROW ATTEMPTS   | 32          | at Eastern Kentucky (11/07/18) |
|                       | 21          | NORTH CAROLINA A&T (11/19/18)  |
| FREE THROW PERCENTAGE | 786 (11-14) | HOFSTRA (11/11/18)             |
|                       | 667 (14-21) | NORTH CAROLINA A&T (11/19/18)  |
| REBOUNDS              | 53          | at Eastern Kentucky (11/07/18) |
|                       | 35          | NORTH CAROLINA A&T (11/19/18)  |
| ASSISTS               | 28          | MOUNT ST. MARY'S (11/14/18)    |
|                       | 22          | NORTH CAROLINA A&T (11/19/18)  |
| STEALS                | 14          | NORTH CAROLINA A&T (11/19/18)  |
|                       | 12          | MOUNT ST. MARY'S (11/14/18)    |
| BLOCKED SHOTS         | 6           | at Maryland (11/23/18)         |
|                       | 4           | HOFSTRA (11/11/18)             |
|                       | 4           | at Eastern Kentucky (11/07/18) |
| TURNOVERS             | 17          | at Maryland (11/23/18)         |
|                       | 16          | at Eastern Kentucky (11/07/18) |
| FOULS                 | 26          | at Eastern Kentucky (11/07/18) |
|                       | 24          | at Maryland (11/23/18)         |

## MARSHALL - LOWS

|                       |             |                                |
|-----------------------|-------------|--------------------------------|
| POINTS                | 67          | at Maryland (11/23/18)         |
|                       | 76          | HOFSTRA (11/11/18)             |
|                       | 95          | NORTH CAROLINA A&T (11/19/18)  |
|                       | 98          | MOUNT ST. MARY'S (11/14/18)    |
|                       | 105         | at Eastern Kentucky (11/07/18) |
| FIELD GOALS MADE      | 25          | at Maryland (11/23/18)         |
|                       | 29          | HOFSTRA (11/11/18)             |
| FIELD GOAL ATTEMPTS   | 62          | HOFSTRA (11/11/18)             |
|                       | 70          | NORTH CAROLINA A&T (11/19/18)  |
| FIELD GOAL PERCENTAGE | 342 (25-73) | at Maryland (11/23/18)         |
|                       | 468 (29-62) | HOFSTRA (11/11/18)             |
| 3 PT FIELD GOALS MADE | 7           | HOFSTRA (11/11/18)             |
|                       | 8           | at Eastern Kentucky (11/07/18) |
|                       | 8           | at Maryland (11/23/18)         |
| 3 PT FG ATTEMPTS      | 23          | at Eastern Kentucky (11/07/18) |
|                       | 24          | HOFSTRA (11/11/18)             |
| 3 PT FG PERCENTAGE    | 258 (8-31)  | at Maryland (11/23/18)         |
|                       | 292 (7-24)  | HOFSTRA (11/11/18)             |
| FREE THROWS MADE      | 5           | MOUNT ST. MARY'S (11/14/18)    |
|                       | 9           | at Maryland (11/23/18)         |
| FREE THROW ATTEMPTS   | 14          | HOFSTRA (11/11/18)             |
|                       | 14          | MOUNT ST. MARY'S (11/14/18)    |
|                       | 14          | at Maryland (11/23/18)         |
| FREE THROW PERCENTAGE | 357 (5-14)  | MOUNT ST. MARY'S (11/14/18)    |
|                       | 643 (9-14)  | at Maryland (11/23/18)         |
| REBOUNDS              | 30          | at Maryland (11/23/18)         |
|                       | 31          | HOFSTRA (11/11/18)             |
| ASSISTS               | 13          | HOFSTRA (11/11/18)             |
|                       | 13          | at Maryland (11/23/18)         |
| STEALS                | 6           | at Eastern Kentucky (11/07/18) |
|                       | 10          | HOFSTRA (11/11/18)             |
| BLOCKED SHOTS         | 2           | MOUNT ST. MARY'S (11/14/18)    |
|                       | 3           | NORTH CAROLINA A&T (11/19/18)  |
| TURNOVERS             | 9           | MOUNT ST. MARY'S (11/14/18)    |
|                       | 11          | NORTH CAROLINA A&T (11/19/18)  |
| FOULS                 | 19          | MOUNT ST. MARY'S (11/14/18)    |
|                       | 20          | NORTH CAROLINA A&T (11/19/18)  |

## OPPONENT - HIGHS

|                       |             |                                |
|-----------------------|-------------|--------------------------------|
| POINTS                | 104         | at Maryland (11/23/18)         |
|                       | 77          | at Eastern Kentucky (11/07/18) |
|                       | 75          | MOUNT ST. MARY'S (11/14/18)    |
|                       | 72          | HOFSTRA (11/11/18)             |
|                       | 71          | NORTH CAROLINA A&T (11/19/18)  |
| FIELD GOALS MADE      | 35          | at Maryland (11/23/18)         |
|                       | 28          | MOUNT ST. MARY'S (11/14/18)    |
| FIELD GOAL ATTEMPTS   | 80          | at Eastern Kentucky (11/07/18) |
|                       | 61          | at Maryland (11/23/18)         |
| FIELD GOAL PERCENTAGE | 574 (35-61) | at Maryland (11/23/18)         |
|                       | 519 (28-54) | MOUNT ST. MARY'S (11/14/18)    |
| 3 PT FIELD GOALS MADE | 9           | at Maryland (11/23/18)         |
|                       | 8           | MOUNT ST. MARY'S (11/14/18)    |
| 3 PT FG ATTEMPTS      | 27          | at Eastern Kentucky (11/07/18) |
|                       | 19          | HOFSTRA (11/11/18)             |
| 3 PT FG PERCENTAGE    | 563 (9-16)  | at Maryland (11/23/18)         |
|                       | 444 (8-18)  | MOUNT ST. MARY'S (11/14/18)    |
| FREE THROWS MADE      | 25          | at Maryland (11/23/18)         |
|                       | 22          | at Eastern Kentucky (11/07/18) |
| FREE THROW ATTEMPTS   | 36          | at Maryland (11/23/18)         |
|                       | 36          | at Eastern Kentucky (11/07/18) |
| FREE THROW PERCENTAGE | 857 (18-21) | NORTH CAROLINA A&T (11/19/18)  |
|                       | 694 (25-36) | at Maryland (11/23/18)         |
| REBOUNDS              | 52          | at Maryland (11/23/18)         |
|                       | 49          | at Eastern Kentucky (11/07/18) |
| ASSISTS               | 18          | MOUNT ST. MARY'S (11/14/18)    |
|                       | 15          | at Maryland (11/23/18)         |
| STEALS                | 10          | at Maryland (11/23/18)         |
|                       | 9           | at Eastern Kentucky (11/07/18) |
| BLOCKED SHOTS         | 7           | at Maryland (11/23/18)         |
|                       | 5           | at Eastern Kentucky (11/07/18) |
| TURNOVERS             | 24          | MOUNT ST. MARY'S (11/14/18)    |
|                       | 22          | NORTH CAROLINA A&T (11/19/18)  |
| FOULS                 | 25          | at Eastern Kentucky (11/07/18) |
|                       | 20          | HOFSTRA (11/11/18)             |

## OPPONENT - LOWS

|                       |             |                                |
|-----------------------|-------------|--------------------------------|
| POINTS                | 71          | NORTH CAROLINA A&T (11/19/18)  |
|                       | 72          | HOFSTRA (11/11/18)             |
|                       | 75          | MOUNT ST. MARY'S (11/14/18)    |
|                       | 77          | at Eastern Kentucky (11/07/18) |
|                       | 104         | at Maryland (11/23/18)         |
| FIELD GOALS MADE      | 24          | NORTH CAROLINA A&T (11/19/18)  |
|                       | 26          | at Eastern Kentucky (11/07/18) |
|                       | 26          | HOFSTRA (11/11/18)             |
| FIELD GOAL ATTEMPTS   | 54          | MOUNT ST. MARY'S (11/14/18)    |
|                       | 55          | NORTH CAROLINA A&T (11/19/18)  |
| FIELD GOAL PERCENTAGE | 325 (26-30) | at Eastern Kentucky (11/07/18) |
|                       | 433 (26-30) | HOFSTRA (11/11/18)             |
| 3 PT FIELD GOALS MADE | 3           | at Eastern Kentucky (11/07/18) |
|                       | 5           | NORTH CAROLINA A&T (11/19/18)  |
| 3 PT FG ATTEMPTS      | 16          | at Maryland (11/23/18)         |
|                       | 17          | NORTH CAROLINA A&T (11/19/18)  |
| 3 PT FG PERCENTAGE    | 111 (3-27)  | at Eastern Kentucky (11/07/18) |
|                       | 294 (5-17)  | NORTH CAROLINA A&T (11/19/18)  |
| FREE THROWS MADE      | 11          | MOUNT ST. MARY'S (11/14/18)    |
|                       | 13          | HOFSTRA (11/11/18)             |
| FREE THROW ATTEMPTS   | 19          | HOFSTRA (11/11/18)             |
|                       | 21          | MOUNT ST. MARY'S (11/14/18)    |
|                       | 21          | NORTH CAROLINA A&T (11/19/18)  |
| FREE THROW PERCENTAGE | 524 (11-21) | MOUNT ST. MARY'S (11/14/18)    |
|                       | 611 (22-36) | at Eastern Kentucky (11/07/18) |
| REBOUNDS              | 38          | NORTH CAROLINA A&T (11/19/18)  |
|                       | 39          | MOUNT ST. MARY'S (11/14/18)    |
| ASSISTS               | 7           | HOFSTRA (11/11/18)             |
|                       | 8           | at Eastern Kentucky (11/07/18) |
| STEALS                | 3           | MOUNT ST. MARY'S (11/14/18)    |
|                       | 7           | HOFSTRA (11/11/18)             |
|                       | 7           | NORTH CAROLINA A&T (11/19/18)  |
| BLOCKED SHOTS         | 0           | MOUNT ST. MARY'S (11/14/18)    |
|                       | 1           | NORTH CAROLINA A&T (11/19/18)  |
| TURNOVERS             | 17          | at Eastern Kentucky (11/07/18) |
|                       | 19          | at Maryland (11/23/18)         |
| FOULS                 | 13          | MOUNT ST. MARY'S (11/14/18)    |
|                       | 14          | NORTH CAROLINA A&T (11/19/18)  |

# INDIVIDUAL HIGHS

## MARSHALL

|                          |              |                                                    |
|--------------------------|--------------|----------------------------------------------------|
| Points                   | 30           | ELMORE, Jon vs HOFSTRA (11/11/18)                  |
|                          | 30           | BURKS, C.J. at Eastern Kentucky (11/07/18)         |
|                          | 24           | WILLIAMS, Jansson at Maryland (11/23/18)           |
|                          | 24           | ELMORE, Jon vs Mount St. Mary's (11/14/18)         |
|                          | 23           | BURKS, C.J. vs HOFSTRA (11/11/18)                  |
| Field Goals Made         | 12           | BURKS, C.J. at Eastern Kentucky (11/07/18)         |
|                          | 10           | ELMORE, Jon vs HOFSTRA (11/11/18)                  |
| Field Goal Att.          | 22           | ELMORE, Jon vs HOFSTRA (11/11/18)                  |
|                          | 18           | ELMORE, Jon vs Mount St. Mary's (11/14/18)         |
| FG Pct (min 5 made)      | .818 (9-11)  | WILLIAMS, Jansson at Maryland (11/23/18)           |
|                          | .800 (12-15) | BURKS, C.J. at Eastern Kentucky (11/07/18)         |
| 3-Point FG Made          | 7            | ELMORE, Jon vs Mount St. Mary's (11/14/18)         |
|                          | 6            | WILLIAMS, Jansson at Maryland (11/23/18)           |
| 3-Point FG Att.          | 14           | ELMORE, Jon vs Mount St. Mary's (11/14/18)         |
|                          | 10           | ELMORE, Jon vs North Carolina A&T (11/19/18)       |
| 3-Pt FG Pct (min 2 made) | 1.000 (2-2)  | WILLIAMS, Jansson vs North Carolina A&T (11/19/18) |
|                          | 1.000 (2-2)  | GEORGE, Darius vs HOFSTRA (11/11/18)               |
| Free Throws Made         | 9            | ELMORE, Jon at Eastern Kentucky (11/07/18)         |
|                          | 8            | ELMORE, Jon vs HOFSTRA (11/11/18)                  |
| Free Throw Att.          | 13           | ELMORE, Jon at Eastern Kentucky (11/07/18)         |
|                          | 9            | ELMORE, Jon vs HOFSTRA (11/11/18)                  |
| FT Pct (min 3 made)      | 1.000 (4-4)  | BURKS, C.J. at Maryland (11/23/18)                 |
|                          | .889 (8-9)   | ELMORE, Jon vs HOFSTRA (11/11/18)                  |
| Rebounds                 | 10           | WATSON, Rondale at Eastern Kentucky (11/07/18)     |
|                          | 8            | WATSON, Rondale vs Mount St. Mary's (11/14/18)     |
|                          | 8            | ELMORE, Jon vs HOFSTRA (11/11/18)                  |
|                          | 8            | WILLIAMS, Jansson at Eastern Kentucky (11/07/18)   |
| Assists                  | 10           | WATSON, Rondale vs Mount St. Mary's (11/14/18)     |
|                          | 8            | ELMORE, Jon vs Mount St. Mary's (11/14/18)         |
| Steals                   | 5            | BURKS, C.J. vs North Carolina A&T (11/19/18)       |
|                          | 4            | WEST, Jarrod at Maryland (11/23/18)                |
|                          | 4            | WEST, Jarrod vs Mount St. Mary's (11/14/18)        |
|                          | 4            | ELMORE, Jon vs HOFSTRA (11/11/18)                  |
| Blocked Shots            | 3            | WILLIAMS, Jansson at Maryland (11/23/18)           |
|                          | 3            | ELMORE, Jon at Eastern Kentucky (11/07/18)         |
| Turnovers                | 7            | ELMORE, Jon at Maryland (11/23/18)                 |
|                          | 5            | ELMORE, Jon vs HOFSTRA (11/11/18)                  |
|                          | 5            | BURKS, C.J. at Eastern Kentucky (11/07/18)         |
| Fouls                    | 5            | WILLIAMS, Jansson at Maryland (11/23/18)           |
|                          | 5            | BURKS, C.J. vs HOFSTRA (11/11/18)                  |
|                          | 5            | BENNETT, Iran at Eastern Kentucky (11/07/18)       |
| Minutes                  | 38           | ELMORE, Jon vs HOFSTRA (11/11/18)                  |
|                          | 36           | BURKS, C.J. vs HOFSTRA (11/11/18)                  |
|                          | 35           | ELMORE, Jon at Eastern Kentucky (11/07/18)         |
|                          | 32           | ELMORE, Jon at Maryland (11/23/18)                 |
|                          | 31           | WEST, Jarrod at Maryland (11/23/18)                |
|                          | 31           | ELMORE, Jon vs Mount St. Mary's (11/14/18)         |

## OPPONENT

|                          |             |                                                   |
|--------------------------|-------------|---------------------------------------------------|
| Points                   | 34          | Wright-Foreman, J vs HOFSTRA (11/11/18)           |
|                          | 26          | Anthony Cowan at Maryland (11/23/18)              |
|                          | 26          | MAYO, Nick at Eastern Kentucky (11/07/18)         |
|                          | 20          | Eric Ayala at Maryland (11/23/18)                 |
|                          | 19          | Pemberton, Eli vs HOFSTRA (11/11/18)              |
| Field Goals Made         | 11          | Wright-Foreman, J vs HOFSTRA (11/11/18)           |
|                          | 10          | Anthony Cowan at Maryland (11/23/18)              |
| Field Goal Att.          | 27          | Wright-Foreman, J vs HOFSTRA (11/11/18)           |
|                          | 23          | MAYO, Nick at Eastern Kentucky (11/07/18)         |
| FG Pct (min 5 made)      | 1.000 (5-5) | OPOKU, Nana vs Mount St. Mary's (11/14/18)        |
|                          | .778 (7-9)  | JEFFERSON, Malik vs Mount St. Mary's (11/14/18)   |
| 3-Point FG Made          | 5           | Eric Ayala at Maryland (11/23/18)                 |
|                          | 3           | GIBBS, Jalen vs Mount St. Mary's (11/14/18)       |
|                          | 3           | Wright-Foreman, J vs HOFSTRA (11/11/18)           |
| 3-Point FG Att.          | 11          | WEAVER, DuJuanata at Eastern Kentucky (11/07/18)  |
|                          | 9           | Wright-Foreman, J vs HOFSTRA (11/11/18)           |
| 3-Pt FG Pct (min 2 made) | 1.000 (3-3) | GIBBS, Jalen vs Mount St. Mary's (11/14/18)       |
|                          | 1.000 (2-2) | OPOKU, Nana vs Mount St. Mary's (11/14/18)        |
|                          | 1.000 (2-2) | Pemberton, Eli vs HOFSTRA (11/11/18)              |
| Free Throws Made         | 9           | Wright-Foreman, J vs HOFSTRA (11/11/18)           |
|                          | 8           | MAYO, Nick at Eastern Kentucky (11/07/18)         |
| Free Throw Att.          | 12          | Jalen Smith at Maryland (11/23/18)                |
|                          | 10          | Wright-Foreman, J vs HOFSTRA (11/11/18)           |
| FT Pct (min 3 made)      | 1.000 (8-8) | MAYO, Nick at Eastern Kentucky (11/07/18)         |
|                          | 1.000 (6-6) | HARRIS, Terry vs North Carolina A&T (11/19/18)    |
|                          | 1.000 (5-5) | Anthony Cowan at Maryland (11/23/18)              |
|                          | 1.000 (4-4) | Bruno Fernando at Maryland (11/23/18)             |
| Rebounds                 | 16          | Bruno Fernando at Maryland (11/23/18)             |
|                          | 15          | MAYO, Nick at Eastern Kentucky (11/07/18)         |
| Assists                  | 9           | LANGLEY, Kameron vs North Carolina A&T (11/19/18) |
|                          | 6           | Anthony Cowan at Maryland (11/23/18)              |
|                          | 6           | CHONG QUI, Damian vs Mount St. Mary's (11/14/18)  |
| Steals                   | 3           | Buie, Desure vs HOFSTRA (11/11/18)                |
|                          | 2           | Darryl Morsell at Maryland (11/23/18)             |
|                          | 2           | Aaron Wiggins at Maryland (11/23/18)              |
|                          | 2           | LANGLEY, Kameron vs North Carolina A&T (11/19/18) |
|                          | 2           | Pemberton, Eli vs HOFSTRA (11/11/18)              |
|                          | 2           | Wright-Foreman, J vs HOFSTRA (11/11/18)           |
|                          | 2           | BROUGHTON, Peyton at Eastern Kentucky (11/07/18)  |
|                          | 2           | ANDERSON, Lachian at Eastern Kentucky (11/07/18)  |
|                          | 2           | BROWN, Jomaru at Eastern Kentucky (11/07/18)      |
| Blocked Shots            | 4           | Bruno Fernando at Maryland (11/23/18)             |
|                          | 3           | MAYO, Nick at Eastern Kentucky (11/07/18)         |
| Turnovers                | 6           | GIBBS, Jalen vs Mount St. Mary's (11/14/18)       |
|                          | 5           | Eric Ayala at Maryland (11/23/18)                 |
|                          | 5           | MORSE, Vado vs Mount St. Mary's (11/14/18)        |
|                          | 5           | Taylor, Jacquil vs HOFSTRA (11/11/18)             |
|                          | 5           | Pemberton, Eli vs HOFSTRA (11/11/18)              |
|                          | 5           | ROBINSON, Kelvin at Eastern Kentucky (11/07/18)   |
| Fouls                    | 5           | Pemberton, Eli vs HOFSTRA (11/11/18)              |
|                          | 4           | JEFFERSON, Malik vs Mount St. Mary's (11/14/18)   |
|                          | 4           | BROWN, Jomaru at Eastern Kentucky (11/07/18)      |
|                          | 4           | HOBBS, JacQuess at Eastern Kentucky (11/07/18)    |



**0 - Christian Thieneman**  
Jr | F | 6-5/215  
Louisville, Ky.



**1 - Taevion Kinsey**  
Fr | G | 6-5/217  
Columbus, Ohio



**2 - Iran Bennett**  
R-Fr | F | 6-10/350  
Duram, N.C.




**3 - Jansson Williams**  
So | F | 6-9/215  
Newnan, Ga.




**4 - DeAndra Murphy**  
Fr | G | 6-3/169  
Huntington, W.Va.




**5 - Jeremy Dillon**  
Fr | G | 6-5/198  
Mingo, W.Va.



**11 - Luke Thomas**  
Fr | G | 6-0/176  
Proctorville, Ohio



**12 - Ante Sustic**  
JR | F | 6-10/230  
Split, Croatia



**13 - Jarrod West**  
So | G | 5-11/185  
Clarksburg, W.Va.



**14 - CJ Burks**  
Sr | G | 6-4/185  
Martinsburg, W.Va.




**21 - Darius George**  
So | F | 6-7/215  
Staunton, Va.



**23 - Rondale Watson**  
Sr | G | 6-4/187  
Lewisburg, W.Va.



**24 - Cam Brooks-Harris**  
Fr | F | 6-6/170  
Zanesville, Ohio



**25 - Wilhelm von Arndt**  
Fr | G | 6-0/175  
Stockholm, Sweden



**31 - Mikel Beyers**  
So | F | 6-9/215  
Hosuton, Texas



**33 - Jon Elmore**  
Sr | G | 6-3/187  
Charleston, W.Va.



**Dan D'Antoni**  
Head Coach, fifth year  
Marshall '70



**Mark Cline**  
Assistant Coach, ninth year  
Wake Forest '88



**Scott Rigot**  
Assistant coach, fifth year  
Buffalo '86



**Cornelius Jackson**  
Assistant coach, second year  
Marshall '01



**Neal Scaggs**  
Dir. of Operations, fourth year  
Marshall '13



**Ivan Vujic**  
Video Coordinator, fourth year  
Valparaiso '06



**Chris Lapole**  
Athletic Trainer, fifth year  
Marshall '98



**Patrick Herlihy**  
Graduate Assistant, first year  
Syracuse '17



**Milan Mijovic**  
Graduate Assistant, First year  
Marshall '17



**Danny Feck**  
Head Manager, first year