



2018-19 MARSHALL WOMEN'S BASKETBALL

GAME NOTES

#HerdFamily

Scott Hall, Marshall Sports Information | Email: hall133@marshall.edu

O: 304-696-4662 | C: 540-539-2032 | Twitter: @HerdWBB | Website: www.HerdZone.com

GAME INFORMATION

Date/Time: Thursday, November 29, 2018 - 6 p.m. ET

Site: Huntington, W.Va. - Cam Henderson Center

Live Stats: www.herdzone.com

Live Video: HerdVision on CUSAtv

Jake Griffith play-by-play

Radio Broadcast: 88.1 WMUL-FM

www.marshall.edu/wmul

Twitter Updates: @HerdWBB

Series: 2 meetings, series tied at 1-1

Previous Meeting: December 3, 2011 - Marshall won 60-48 in Evansville.

SCHEDULE

DATE	OPPONENT	TIME
Nov. 7	INDIANA STATE	L, 62-53
13	at Bowling Green	L, 99-76
17	at Southern Illinois	L, 58-49
20	BLUEFIELD STATE	W, 82-29
25	at Appalachian State	L, 74-52
29	EVANSVILLE	6:00 P.M.
Dec. 1	COPPIN STATE	1:00 P.M.
4	at Wisconsin	8:00 p.m.
8	CLEVELAND STATE	5:00 P.M.
15	TENNESSEE STATE	2:00 P.M.
18	at Clemson	12:00 p.m.
22	TOWSON	1:00 P.M.
29	DELAWARE STATE	1:00 P.M.
Jan. 3	OLD DOMINION *	6:00 P.M.
5	CHARLOTTE *	1:00 P.M.
12	at WKU *	3:00 p.m.
17	at Florida Atlantic *	7:00 p.m.
19	at FIU *	2:00 p.m.
24	LOUISIANA TECH *	6:00 P.M.
26	SOUTHERN MISS *	1:00 P.M.
31	at UTEP *	9:00 p.m.
Feb. 2	at UTSA *	3:00 p.m.
7	NORTH TEXAS *	6:00 P.M.
9	RICE *	1:00 P.M.
14	at UAB *	7:00 p.m.
16	at Middle Tennessee *	6:00 p.m.
23	WKU *	1:00 P.M.
Mar. 2	at Old Dominion *	4:00 p.m.
7	FIU *	6:00 P.M.
13-16	C-USA Championship \$	TBA

All times Eastern. Game times subject to change. Home games in CAPS played at Cam Henderson Center in Huntington, W.Va.

* - Conference game

\$ - Conference USA Championship (Frisco, Texas)

THE TEAMS

2018-19 Non-Conference



Marshall
Thundering Herd
(1-4)

2018-19 CATEGORY LEADERS

Scoring/Game

Shayna Gore, 16.2

Rebounds/Game

Khadaijia Brooks, 5.6

Assists/Game

Kristen Mayo, 3.2

HEAD COACH

Tony Kemper (2nd season)

Overall: 10-24

at School: 10-24

TWITTER

@HerdWBB



Evansville
Purple Aces
(1-3)

2018-19 CATEGORY LEADERS

Scoring/Game

Brooke Bishop, 10.8

Rebounds/Game

Kerri Gasper & Kaylan Coffman, 6.3

Assists/Game

Anna Newman, 3.5

HEAD COACH

Matt Ruffing (3rd season)

Overall: 14-41

at School: 14-41

TWITTER

@UEAthletics_WBB

PROJECTED STARTERS (BASED ON PREVIOUS GAME)

No.	Name	Pos.	Ht.	Cl.	PPG	RPG	APG	Hometown
11	Taylor Porter	G	5-8	RS-Sr.	7.4	5.0	1.6^	Louisa, Ky.
14	Shayna Gore	G	5-8	Sr.	16.2	3.6	2.2	Logan, W.Va.
20	Taylor Pearson	F	5-7	So.	5.2	5.2	1.4	Columbus, Ohio
22	Khadaijia Brooks	F	5-10	RS-Jr.	8.2	5.6	1.2*	Bristol, Conn.
23	Kristen Mayo	G	5-5	So.	10.6	3.2	3.2	Grayson, Ky.

*Blocks per game - ^Steals per game

READ IT, TWEET IT

@HerdWBB leads Conference USA in steals per game with 11.60.

@HerdWBB has had a player with 5 steals in back-to-back games. Taylor Porter had 5 against Bluefield State & Kia Silvils had five at Appalachian State.

Shayna Gore scored 34 at BGSU and passed Tynikki Crook (2007-11) for 4th all-time in scoring.

@HerdWBB senior Shayna Gore surpassed the 1,500 point plateau in the first half against Bluefield State.

Shayna Gore tied the Stroh Center single-game points record with a career-high 34 in the loss at Bowling Green.

@HerdWBB currently sports 3 of the best 3-point shooters in program history. Gore is 1st with 220 made, Fraley and Porter are tied for 13th with 74..

@HerdWBB freshman G Kia Silvils scored 12 points and had 3 assists and no turnovers in 25 minutes of point guard action at BGSU.

Gore and Mayo are a combined 29-of-30 from the free throw line through four games.

UP NEXT

Marshall stays in the Cam Henderson Center for a Saturday contest against Coppin State. Tipoff is Dec. 1 at 1 p.m.

#THE HERD

@HerdWBB

#IAmBecauseWeAre

PRONUNCIATION GUIDE

Players

0	Kia Sivils	Siv-ills
1	Jovana Vucetic	Yo-Vana Voo-Chet-itch
10	Ashley (Saintigene)	Saint-gene
15	(Tana) Driver	Tan-uh
22	(Khadaijia) Brooks	Cuh-DAY-juh
34	Lorelei Roper	Lore-UH-lie

Coaches

Lazar Milinkovic	Mill-ink-o-vitch
------------------	------------------

BY ELIGIBILITY.....

Redshirt Seniors (1)

11	Taylor Porter	Guard
----	---------------	-------

Seniors (2)

2	Logan Fraley	Guard
14	Shayna Gore	G/F

Redshirt Juniors (2)

15	Tana Driver	Guard
22	Khadaijia Brooks	G/F

Juniors (3)

1	Jovana Vucetic	Forward
5	Princess Clemons	G/F
10	Ashley Saintigene	Forward

Sophomores (3)

20	Taylor Pearson	Forward
21	Brianna Toney	Forward
23	Kristen Mayo	Guard

Freshmen (3)

0	Kia Sivils	Guard
33	Aerial Adkins	G/F
34	Lorelei Roper	F/C

HOME

West Virginia (2)

14	Shayna Gore
33	Aerial Adkins

Kentucky (4)

0	Kia Sivils
2	Logan Fraley
11	Taylor Porter
23	Kristen Mayo

Ohio (2)

20	Taylor Pearson
21	Brianna Toney

Connecticut (1)

4	Khadaijia Brooks
---	------------------

Florida (1)

10	Ashley Saintigene
----	-------------------

North Carolina (1)

34	Lorelei Roper
----	---------------

Pennsylvania (1)

5	Princess Clemons
---	------------------

Texas (1)

15	Tana Driver
----	-------------

Serbia (1)

1	Jovana Vucetic
---	----------------

ROSTER

NO.	NAME	POS.	HT.	YR.	HOMETOWN (LAST SCHOOL)
0	Kia Sivils	5-7	G	FR	Louisville, Ky. (Sacred Heart HS)
1	Jovana Vucetic	6-1	F	JR	Loznica, Serbia (Sunrise Christian Academy, Kan.)
2	Logan Fraley	5-10	G	SR	Ashland, Ky. (Boyd County HS)
5	Princess Clemons	5-11	G/F	FR	Chester, Pa. (San Jacinto College)
10	Ashley Saintigene	6-2	F	JR	Lauderdale Lakes, Fla. (Northeast HS)
11	Taylor Porter	5-8	G	RS SR	Louisa, Ky. (Murray State)
14	Shayna Gore	5-8	G/F	SR	Logan, W.Va. (Logan HS)
15	Tana Driver	5-0	G	RS JR	Irving, Texas (MacArthur HS)
20	Taylor Pearson	5-7	F	SO	Columbus, Ohio (Northland HS)
21	Brianna Toney	5-11	F	SO	Bexley, Ohio (Bexley HS)
22	Khadaijia Brooks	5-10	G/F	RS JR	Bristol, Conn. (Bristol Eastern HS)
23	Kristen Mayo	5-5	G	SO	Grayson, Ky. (East Carter HS)
33	Aerial Adkins	5-10	G/F	FR	Wayne, W.Va. (Wayne HS)
34	Lorelei Roper	6-1	F/C	FR	Charlotte, N.C. (Carmel Christian HS)

Head Coach: Tony Kemper (2nd Season/7th with team)

Assistant Coach: Adria Crawford (1st Season)

Assistant Coach: Lazar Milinkovic (3rd Season)

Assistant Coach: Stephanie Stoglin-Reed (3rd Season)

Director of Operations: Elizabeth Brown (1st Season)

STARTING FIVE SUMMARY

#11 - Taylor Porter

- Began collegiate career at Murray State in 2013-14 before transferring to Marshall
- Missed all of the 2017-18 season with a medical redshirt.
- Has played 58 games in her Herd career with 45 starts.
- Tied for 13th all-time in program history with 74 made three-pointers, tied with teammate Logan Fraley.
- Season-high of 12 points and career-best five steals vs. Bluefield State (11/20).

#14 - Shayna Gore

- Fourth all-time in scoring (1,520). Seventh all-time in fields goals made (524). Fifth in field goals attempted (1,220). First in three-pointers made (220). First in three-pointers attempted (615). Tied for fifth in three-point FG percentage (35.8%). 15th in steals (149) and 11th in free throws made (252).
- In 2018, for the first time in career, did not open the season with at least 20 points.
- Set career-high with 34 points at Bowling Green which also tied the Stroh Center record for most points in a game. Set by Presley Hudson of Central Michigan on Jan. 14, 2017.
- Has 31 career games with 20 or more points.
- Currently on a string of 16-straight games with at least one steal. Last game without a steal was Jan. 21, 2018 vs. WKU.

#20 - Taylor Pearson

- Recorded eight rebounds and led the Herd with five assists in her start against Indiana State (11/7).
- Grabbed her 100th career rebound against Indiana State (11/7).
- Averaged just under 20 minutes a game during freshman season. Played career-high 34 minutes against Indiana State (11/7).
- Had season-high 10 points and added six rebounds at Southern Illinois (11/17).
- Recorded at least three boards in eight-straight games. Last game without at least three - 2/17/18 at WKU (0 rebounds)

#22 - Khadaijia Brooks

- Recorded fourth career double-double in season opener vs. Indiana State (11/7) with 16 points and 11 rebounds.
- Missed all of 2017-18 season with a medical redshirt.
- Grabbed her 200th career board against Indiana State (11/7).
- Was averaging 6.5 rpg in 2016-17 before missing the final eight games with a knee injury.
- Grabbed 11 boards and recorded two blocks vs. Bluefield State (11/20).
- Recorded at least one block in four of five games this season.
- String of 36-straight games with at least one rebound. Last game without one board - 2/18/16 at Charlotte.

#23 - Kristen Mayo

- Has started 30 of 34 career appearances for Marshall.
- 258 career points & 101 career assists.
- 13 career games with 10 or more points.
- Scored season-best 13 points in win over Bluefield State (11/20).
- Has recorded at least one assist in 26-straight games.

MARSHALL'S LARGEST IN 2018-19

Lead	53, vs. Bluefield State (W, 82-29)
Deficit	27, at BGSU & App. State (both losses)
Margin of Victory	53, vs. Bluefield State (W, 82-29)
Margin of Defeat	23, at Bowling Green (L, 99-76)
Halftime Lead	28, 47-19 vs. Bluefield State (W, 82-29)
Halftime Deficit	22, 56-34 at Bowling Green (L, 99-76)
Deficit in Win	N/A
Lead in Loss	7, 21-14 vs. Indiana State (L, 62-53)
Halftime Deficit in Win	N/A
Halftime Lead in Loss	5, 30-25 vs. Indiana State (L, 62-53)

DOUBLE-DOUBLES IN 2018-19

Khadaijia Brooks	1 (Indiana St.)
------------------	-----------------

LED (TIED) THE TEAM IN...

	Pts.	Rebs.	Ass.	Blks.	Stls.
0 Sivils	-	-	1	-	3
1 Vucetic	-	-	-	-	-
2 Fraley	-	-	-	-	-
5 Clemons	-	1	-	1	1
10 Saintigene	-	-	-	-	-
11 Porter	-	1	-	-	1
14 Gore	2	-	1	2	1
15 Driver	-	-	1	-	-
20 Pearson	1	-	1	-	1
21 Toney	-	-	-	1	-
22 Brooks	2	2	-	4	-
23 Mayo	1	1	2	-	2
33 Adkins	-	-	-	-	-
34 Roper	-	1	-	1	-



NOTES

Last time out - at Appalachian State Nov. 25 - L, 74-52

Marshall struggled on the road and in the paint in a 22-point loss at Appalachian State. Redshirt junior Khadaija Brooks led Marshall with 12 points and sophomore Kristen Mayo added 11 and four assists in the loss. Brooks hit 4-of-7 from beyond the arc, tying a career-best for three-pointers made. Freshman guard Kia Sivils recorded five steals. The Herd was outrebounded 55 to 38 as Mountaineer junior Bayley Plummer set a career-high with 21 rebounds. Marshall shot 30.6 percent from the floor and Appalachian State hit 36.6 percent.

Thieves on the Floor

Through the first five games, Marshall has ripped off 58 steals and lead Conference USA with 11.60 thefts per game. 54.7 percent (58-of-106) of the Herd's opponent's turnovers have come from a steal. Freshman Kia Sivils leads the team with 13 steals and nabbed five at Appalachian State. It marked back-to-back games that Marshall featured a player with five steals in a game as redshirt senior Taylor Porter had five against Bluefield State. Senior Shayna Gore has 10 steals and has recorded at least one theft in each game this season and 16-straight games going back last season. Sivils (fifth - 2.6) and Gore (seventh - 2.0) both rank in the top 10 in C-USA in steals per game. Adding in Porter's numbers (12th - 1.6), Marshall is the only team in the conference with three players ranked in the top 15 in steals per game.

Welcome Back Part II - Ashley Saintigene - Nov. 25 at Appalachian State

Junior Ashley Saintigene was on the floor at Appalachian State for the first time since Dec. 21, 2017, after suffering a knee injury at Tennessee State. Saintigene played just 10 minutes against the Mountaineers, but she still recorded six points and a block. It was the 65th block of her career, putting her into a tie with Lee Ann Parsley (1986-90) for 11th all-time, and it was sixth-straight game with a block going back to last season. The junior shot-blocker was off to a great start last season with 22 blocks in 12 games. She is a welcome presence back out on the court.

Welcome Back - Khadaija Brooks & Taylor Porter - Season-Opener

The season-opener against Indiana State saw the return of two players for Marshall who missed the 2017-18 season with medical redshirts. Taylor Porter and Khadaija Brooks both made their comebacks to the floor on Nov. 7, in the Cam Henderson Center. Brooks led Marshall with 16 points, 11 boards and added two blocks while shooting 7-of-13 from the floor. Porter struggled offensively from the field going 2-of-9 and 1-of-5 from three-point range. However, Porter's energy, intensity and toughness on the floor will be a welcomed sight back for Marshall in her senior season.

500 Field Goals

Senior Shayna Gore finished the 2017-18 season just one bucket short of 500 made for her career. With 2:14 left in the first quarter of the season-opener against Indiana State, Gore hit a three to become the eighth player in program history with 500 made field goals. After hitting two more baskets in the game, Gore moved into seventh all-time passing Sheila Johnson (1987-91). Gore currently has 513 after the BGSU contest. Next up is Marshall Athletics Hall of Famer Sikeetha Shepard-Hall (2002-06) and Karla May (1982-86) tied with 537.

Moving on up the ranks

Shayna Gore put up a career-best performance with 34 points against Bowling Green and moved into fourth place all-time in Marshall scoring history. Gore surpassed former Herd great Tynikki Crook (2007-11) in the third quarter and finished the game at 1,485 career points. Gore buried six three's, third time in her career with six or more, in helping to move ahead of Crook. Next up is recent Marshall Athletics Hall of Fame inductee Sikeetha Shepard-Hall (2002-06) for third all-time with 1,609.

GENERAL INFORMATION

Name	Marshall University
Founded	1837
Location	Huntington, W.Va.
Enrollment	13,324
Nickname	Thundering Herd
Colors	Kelly Green & White
Conference	Conference USA
Home	Cam Henderson Center/9,048
President	Dr. Jerry A. Gilbert (Duke)
Director of Athletics	Mike Hamrick (Marshall '80)

COACHING STAFF

Head Coach	Tony Kemper (Fort Hays '01)
Career record (seasons)	10-24 (2)
Record at Marshall (seasons)	10-24 (2)
Conference USA record	3-13
Assistant Coach	Adria Crawford
Assistant Coach	Lazar Milinkovic
Assistant Coach	Stephanie Stoglin-Reed
Director of Operations	Elizabeth Brown
Graduate Assistant	Kiana Evans

TEAM INFORMATION

2017-18 Record	9-20
2017-18 Conference USA Record/Finish	3-13/th
Starters Returning/Lost	3/2
Letterwinners Returning/Lost	10/3
Newcomers	4

PROGRAM HISTORY

First Year of Basketball	1969
Overall Record	662-690
Conference Championships	1 ('97/SoCon)
Regular Season Championships	5 ('85, '86, '87, '88, '89/SoCon)
NCAA Tournament Appearances	1 ('97, L, 69-49 vs. Colorado College)
Women's Basketball Invitational	1 ('15, W, 81-79 vs. NKU & L, 71-73 vs. Mercer)
Women's NIT Appearances	1 ('16, L, 76-68 at Ohio)

SPORTS INFORMATION

Asst. AD/Media Relations	Jason Corriher (NC State '00)
Office	(304) 696-4660
E-Mail	corriher@marshall.edu
Associate SID/SECONDARY WBB	Scott Hall (Marshall '08)
Office	(304) 696-4662
Cell	(540) 539-2032
E-Mail	hall133@marshall.edu
Sports Information Fax	(304) 696-2325
Press Row Phone	(304) 696-3303 or 7061
Mailing Address	Marshall University Sports Information P.O. Box 1360 Huntington, WV 25715

Overnight Address	Cam Henderson Center, Room 2036 1801 3rd Avenue Huntington, WV 25703
Official Athletics Website	www.Herdzone.com
Twitter	@HerdZone, @HerdWBB
Instagram	@HerdWBB
Facebook	Marshall Athletics, Marshall University Basketball

CONFERENCE USA

Phone	214-774-1300
Website	ConferenceUSA.com
Mailing Address	5201 N. O'Connor Blvd. Suite 300 Irving, TX 75039
Director, Media Relations	Tim McNamara
E-mail	tmcnamara@c-usa.org

2018-19 HERD IN THE RECORD BOOKS

CAREER

POINTS

1.	2746	Karen Pelphrey	1982-86
2.	2117	Kristina Behnfeldt	1995-99
3.	1609	Sikeytha Shepard-Hall	2002-06
4.	1520	Shayna Gore	2015-Present
5.	1476	Tynikki Crook	2007-11
6.	1371	Leah Scott	2013-16
7.	1360	Tammy Wiggins	1983-87
8.	1326	Sheila Johnson	1987-91
9.	1216	Karla May	1982-86
10.	1203	Kristi Huff	1988-92
11.	1191	Cindy McCauley	1994-98
12.	1154	Agnes Wheeler	1974-79
13.	1126	Mary Lopez	1975-79
14.	1118	Modupe Ishola	2003-07
15.	1105	Tracy Krueger	1988-93
16.	1094	Deanna Carter	1978-82
17.	1091	Talequia Hamilton	2015-18
18.	1082	Saundra Fullen	1978-80
19.	1053	Lea Ann Parsley	1986-90
20.	1036	Robin Vealey	1972-76
21.	1015	Tamira Higgins	1991-95
22.	1003	Norrissha Victrum	2012-16

3-POINT FIELD GOALS MADE

1.	220	Shayna Gore	2015-Present
2.	146	Sikeytha Shepard-Hall	2002-06
3.	136	Natal Rosko	1994-98
4.	135	McKenzie Akers	2013-17
5.	131	Cindy McCauley	1994-98
6.	121	Toni Patillo	1997-01
7.	117	AJ Johnson	2013-15
8.	115	Norrissha Victrum	2012-16
9.	108	Shay Weaver	2011-13
10.	106	Kristi Huff	1988-92
11.	97	Stephanie Wine	1992-96
12.	91	Amanda Eddinger	1990-94
13.	74	Logan Fraley	2015-Present
74		Taylor Porter	2015-Present
15.	72	Tamira Higgins	1991-95
16.	71	Reshundra Smiley	2004-06
17.	68	Kizzy Hart	2007-08
18.	67	Jenelle Stephenson	1986-90
19.	66	Leah Scott	2013-16
20.	64	Suporia Dickens	2011-14
		Keri Simmons	1994-97

11.	33.8	Mary Pat Statler	2003-06 (48-142)
12.	33.6	Tracy Krueger	1989-93 (43-128)

STEALS

1.	277	Tywanda Abercrombie	1982-86
2.	273	Tracy Krueger	1989-93
3.	266	Karla May	1982-86
4.	245	Tammy Wiggins	1983-87
5.	219	Jenelle Stephenson	1986-90
6.	190	Kristi Sexton	1993-97
7.	185	Toni Patillo	1997-01
8.	178	Kim Lewis	1984-88
9.	177	Stephanie Wine	1992-96
10.	172	Casey Baker	2007-09
11.	165	Kristi Huff	1988-92
12.	163	Sheila Johnson	1987-91
13.	161	Tamira Higgins	1991-95
14.	154	Sikeytha Shepard-Hall	2002-06
15.	149	Shayna Gore	2015-Present
16.	133	Karen Pelphrey	1982-86

FIELD GOALS MADE

1.	1175	Karen Pelphrey	1982-86
2.	664	Kristina Behnfeldt	1995-99
3.	546	Tynikki Crook	2007-11
4.	545	Tammy Wiggins	1983-87
5.	537	Sikeytha Shepard-Hall	2002-06
		Karla May	1982-86
7.	524	Shayna Gore	2015-Present
8.	500	Sheila Johnson	1987-91
9.	483	Leah Scott	2013-16
10.	472	Saundra Fullen	1978-80
11.	470	Kristi Huff	1988-92
12.	448	Modupe Ishola	2003-07
13.	427	Chantelle Handy	2006-10
14.	420	Tracy Krueger	1989-93
15.	416	Talequia Hamilton	2015-18
16.	415	Deanna Carter	1978-82
17.	397	Cindy McCauley	1994-98
18.	395	Lea Ann Parsley	1986-90
19.	375	Tamira Higgins	1991-95
20.	368	Kim Lewis	1984-88

3-POINT FIELD GOALS ATTEMPTED

1.	615	Shayna Gore	2015-Present
2.	436	Sikeytha Shepard-Hall	2002-06
3.	423	Toni Patillo	1997-01
4.	418	McKenzie Akers	2013-17
5.	390	Norrissha Victrum	2012-16
6.	383	Natal Rosko	1994-98
7.	361	AJ Johnson	2013-15
8.	352	Cindy McCauley	1994-98
		Kristi Huff	1988-92
10.	336	Stephanie Wine	1992-96
11.	318	Shay Weaver	2011-13
12.	247	Kristi Sexton	1993-97
13.	237	Jenelle Stephenson	1986-90
237		Taylor Porter	2015-Present
15.	226	Amanda Eddinger	1990-94
16.	225	Tamira Higgins	1991-95
17.	224	Reshundra Smiley	2004-06
18.	218	Rashedah Henriques	2008-12
19.	216	Kizzy Hart	2007-08
20.	206	Suporia Dickens	2011-14
21.	200	Logan Fraley	2015-Present

BLOCKED SHOTS

1.	188	Sharon Deal	1987-89
2.	153	Tynikki Crook	2007-11
3.	135	Talequia Hamilton	2015-18
4.	119	Modupe Ishola	2003-07
		Chelsey Romero	2013-16
6.	115	Chukwuka Ezeigbo	2011-15
7.	91	Chris McClurkin	1984-88
8.	87	Lisa Pruner	1980-84
9.	71	Tammy Simms	1986-87
10.	66	Amy Reed	1999-03
11.	65	Lea Ann Parsley	1986-90
65		Ashley Saintigene	2016-Present
13.	63	Keri Simmons	1994-98
14.	61	Jodi Baker	1991-95
15.	60	Deanna Carter	1978-82
16.	55	KaShawna Curry	2003-07
		Lisa Mason	1995-97
18.	46	Tammy Wiggins	1983-87
19.	44	Catie Knable	2000-04
		Karen Pelphrey	1982-86

FIELD GOALS ATTEMPTED

1.	2328	Karen Pelphrey	1982-86
2.	1351	Karla May	1982-86
3.	1341	Kristina Behnfeldt	1995-98
4.	1303	Sikeytha Shepard-Hall	2002-06
5.	1220	Shayna Gore	2015-Present
6.	1172	Kristi Huff	1988-92
7.	1167	Sheila Johnson	1987-91
8.	1130	Tammy Wiggins	1983-87
9.	1124	Tynikki Crook	2007-11
10.	1122	Deanna Carter	1978-82
11.	1082	Leah Scott	2013-16
12.	972	Chantelle Handy	2006-10
13.	971	Saundra Fullen	1978-80
14.	965	Cindy McCauley	1994-97
15.	956	Karen Henry	1979-83
16.	909	Tracy Krueger	1989-93
17.	907	Tamira Higgins	1991-95
18.	906	Debbie Solomon	1979-82
19.	894	Toni Patillo	1997-01
20.	874	Lea Ann Parsley	1986-90

3-POINT FIELD GOAL PCT. (min. 40 3-pt. FGM)

1.	40.3	Amanda Eddinger	1990-94 (91-226)
2.	37.2	Cindy McCauley	1994-98 (131-352)
3.	37.0	Logan Fraley	2015-Present (74-200)
3.	36.3	Kristina Behnfeldt	1995-99 (61-168)
4.	36.2	Casey Baker	2007-09 (50-138)
5.	35.8	Catie Knable	2000-04 (54-151)
35.8		Shayna Gore	2015-Present (220-615)
7.	35.5	Natal Rosko	1994-98 (136-383)
9.	34.6	Jill McElhinny	1988-93 (45-130)
10.	34.0	Shay Weaver	2011-13 (108-318)

FREE THROWS MADE

1.	728	Kristina Behnfeldt	1995-99
2.	396	Karen Pelphrey	1982-86
3.	389	Sikeytha Shepard-Hall	2002-06
4.	380	Tynikki Crook	2007-11
5.	339	Leah Scott	2013-16
6.	302	Sheila Johnson	1987-91
7.	270	Tammy Wiggins	1983-87
8.	265	Deanna Carter	1978-82
9.	263	Lea Ann Parsley	1986-90
10.	254	Alyssa Hammond	2006-09
11.	252	Shayna Gore	2015-Present
12.	239	Catie Knable	2000-04
13.	236	Norrissha Victrum	2012-16
14.	222	Modupe Ishola	2003-07
		Kristi Sexton	1993-97
		Tracy Krueger	1989-93
17.	216	Talequia Hamilton	2015-18
18.	213	Cindy McCauley	1994-98
19.	205	Jenny Leavitt	1985-89

THE OPPONENT - EVANSVILLE

Scouting the Purple Aces

Evansville comes into the contest with a 1-3 record. The Purple Aces lone win was a 67-58 victory over Chicago State. Evansville is coming off a 72-66 loss at home to Purdue Fort Wayne and the game against Marshall will be the first in nine days. Brooke Bishop leads the team in scoring at 10.8 points per game. Kerri Gasper (9.3 ppg) and Makayla Wallace (9.3 ppg) both average over nine per game. Gasper and Kaylan Coffman lead the squad in the rebounds at 6.3 boards per contest. Evansville is shooting 36.2 percent from the floor while its opponents are hitting 40.6 percent. The Purple Aces are hitting just 26.7 percent from beyond the arc. The team is averaging just under 38 boards per contest and 15.25 turnovers per game.

THE SERIES - 2 MEETINGS

Series tied 1-1

Year	Day	Winner	Score	Place
07-08	Nov. 9	Evansville	89-77	Neutral*
11-12	Dec. 3	Marshall	60-48	Road

Evansville 2018-19 Stats

2018-19 Evansville Women's Basketball Evansville Combined Team Statistics (as of Nov 20, 2018) All games

RECORD:		OVERALL		HOME		AWAY		NEUTRAL	
ALL GAMES		1-3		0-2		1-1		0-0	
CONFERENCE		0-0		0-0		0-0		0-0	
NON-CONFERENCE		1-3		0-2		1-1		0-0	

#	Player	gp-gs	min	avg	Total		3-Point		F-Throw		Rebounds				pf	dq	a	to	blk	stl	pts	avg
					fg-fga	fg%	3fg-fga	3fg%	ft-fa	ft%	off	def	tot	avg								
11	Bishop, Brooke	4-3	90	22.5	18-37	.486	2-7	.286	5-5	1.000	2	5	7	1.8	9	0	6	9	0	1	43	10.8
02	Gasper, Kerri	4-4	123	30.8	14-50	.280	5-20	.250	4-6	.667	6	19	25	6.3	4	0	2	13	0	3	37	9.3
04	Wallace, Makayla	4-2	100	25.0	14-24	.583	1-3	.333	8-16	.500	5	3	8	2.0	11	1	11	11	0	9	37	9.3
00	Buck, Tayzha	4-3	122	30.5	11-25	.440	11-24	.458	1-2	.500	3	13	16	4.0	8	0	3	6	1	2	34	8.5
01	Newman, Anna	4-3	115	28.8	11-47	.234	3-15	.200	7-8	.875	1	10	11	2.8	14	1	14	12	0	0	32	8.0
42	Coffman, Kaylan	4-3	87	21.8	6-16	.375	0-1	.000	6-7	.857	8	17	25	6.3	13	0	1	2	12	1	18	4.5
31	Hall, Tattenai	4-0	41	10.3	6-12	.500	0-0	.000	0-0	.000	7	5	12	3.0	6	0	1	1	1	0	12	3.0
21	Griffin, A'Niah	3-0	31	10.3	4-11	.364	1-4	.250	0-0	.000	4	6	10	3.3	2	0	0	1	2	3	9	3.0
32	Casteel, Kayla	2-0	15	7.5	1-5	.200	1-5	.200	0-0	.000	0	2	2	1.0	1	0	0	2	0	0	3	1.5
03	Miller, Marley	4-2	63	15.8	3-13	.231	0-9	.000	0-0	.000	0	6	6	1.5	2	0	3	3	0	4	6	1.5
12	Tucker, Sydney	1-0	4	4.0	0-2	.000	0-2	.000	0-0	.000	0	0	0	0.0	0	0	0	0	0	0	0	0.0
15	Caddy, Sydne	1-0	3	3.0	0-1	.000	0-0	.000	0-0	.000	0	1	1	1.0	0	0	0	0	0	0	0	0.0
Team											12	16	28					1				
Total.....		4	794		88-243	.362	24-90	.267	31-44	.705	48	103	151	37.8	70	2	41	61	16	23	231	57.8
Opponents.....		4	802		103-254	.406	23-69	.333	36-55	.655	57	112	169	42.2	51	-	60	53	26	31	265	66.2

TEAM STATISTICS		UE	OPP	Date	Opponent	Score	Att.
SCORING		231	265	11/07/18	at Murray St.	L 53-81	585
Points per game		57.8	66.2	11/10/18	at Chicago St.	w 67-58	350
Scoring margin		-8.5	-	11/14/18	SIUE	L 45-54	367
FIELD GOALS-ATT		88-243	103-254	11-20-18	PURDUE FORT WAYNE	L 66-72	294
Field goal pct		.362	.406	* - Conference game			
3 POINT FG-ATT		24-90	23-69				
3-point FG pct		.267	.333				
3-pt FG made per game		6.0	5.8				
FREE THROWS-ATT		31-44	36-55				
Free throw pct		.705	.655				
F-Throws made per game		7.8	9.0				
REBOUNDS		151	169				
Rebounds per game		37.8	42.2				
Rebounding margin		-4.5	-				
ASSISTS		41	60				
Assists per game		10.3	15.0				
TURNOVERS		61	53				
Turnovers per game		15.3	13.3				
Turnover margin		-2.0	-				
Assist/turnover ratio		0.7	1.1				
STEALS		23	31				
Steals per game		5.8	7.8				
BLOCKS		16	26				
Blocks per game		4.0	6.5				
ATTENDANCE		661	935				
Home games-Avg/Game		2-330	2-468				
Neutral site-Avg/Game		-	0-0				

Score by Periods	1st	2nd	3rd	4th	Totals
Evansville	50	59	71	51	231
Opponents	54	75	74	62	265

RECORD:	OVERALL	HOME	AWAY	NEUTRAL
ALL GAMES	1-4	1-1	0-3	0-0
CONFERENCE	0-0	0-0	0-0	0-0
NON-CONFERENCE	1-4	1-1	0-3	0-0

#	Player	gp-gs	min	avg	Total		3-Point		F-Throw		Rebounds								a	to	blk	stl	pts	avg
					fg-fga	fg%	3fg-fga	3fg%	ft-fa	ft%	off	def	tot	avg	pf	dq								
14	GORE, Shayna	5-5	152	30.4	25-70	.357	13-39	.333	18-19	.947	1	17	18	3.6	12	0	11	4	3	10	81	16.2		
23	MAYO, Kristen	5-5	145	29.0	17-41	.415	8-19	.421	11-11	1.000	1	15	16	3.2	13	0	16	12	0	6	53	10.6		
22	BROOKS, Khadaijia	5-5	117	23.4	16-42	.381	4-15	.267	5-8	.625	8	20	28	5.6	10	0	3	11	6	2	41	8.2		
11	PORTER, Taylor	5-5	124	24.8	13-51	.255	4-25	.160	7-8	.875	10	15	25	5.0	13	0	2	7	1	8	37	7.4		
10	SAINTIGENE, Ashley	1-0	10	10.0	3-7	.429	0-0	.000	0-0	.000	1	1	2	2.0	4	0	0	3	1	0	6	6.0		
20	PEARSON, Taylor	5-5	119	23.8	10-36	.278	1-14	.071	5-10	.500	5	21	26	5.2	8	0	7	7	1	6	26	5.2		
34	ROPER, Lorelei	5-0	80	16.0	9-15	.600	0-0	.000	6-16	.375	7	14	21	4.2	15	0	3	7	4	2	24	4.8		
00	SIVILS, Kia	5-0	107	21.4	9-27	.333	2-8	.250	2-8	.250	8	5	13	2.6	10	0	10	8	1	13	22	4.4		
05	CLEMONS, Princess	5-0	76	15.2	5-21	.238	1-10	.100	3-6	.500	7	14	21	4.2	8	0	7	7	2	6	14	2.8		
15	DRIVER, Tana	4-0	27	6.8	2-5	.400	0-1	.000	0-0	.000	0	0	0	0.0	2	0	5	6	0	2	4	1.0		
21	TONEY, Brianna	3-0	23	7.7	1-5	.200	0-3	.000	0-0	.000	1	4	5	1.7	4	0	0	3	2	2	2	0.7		
01	VUCETIC, Jovana	3-0	14	4.7	1-3	.333	0-0	.000	0-0	.000	2	0	2	0.7	2	0	1	2	0	0	2	0.7		
33	ADKINS, Aerial	1-0	6	6.0	0-3	.000	0-2	.000	0-0	.000	1	3	4	4.0	1	0	0	0	1	1	0	0.0		
Team											14	12	26				4							
Total.....		5	1000		111-326	.340	33-136	.243	57-86	.663	66	141	207	41.4	102	0	65	81	22	58	312	62.4		
Opponents.....		5	1000		114-307	.371	36-114	.316	58-92	.630	71	165	236	47.2	93	-	71	106	25	28	322	64.4		

TEAM STATISTICS	MARW	OPP	Date	Opponent	Score	Att.
SCORING	312	322	11/7/18	INDIANA STATE	L 53-62	764
Points per game	62.4	64.4	11/13/18	at Bowling Green	L 76-99	1521
Scoring margin	-2.0	-	11/17/18	at Southern Illinois	L 49-58	500
FIELD GOALS-ATT	111-326	114-307	11/20/18	BLUEFIELD STATE	W 82-29	894
Field goal pct	.340	.371	11/25/18	at Appalachian State	L 52-74	279
3 POINT FG-ATT	33-136	36-114	* - Conference game			
3-point FG pct	.243	.316				
3-pt FG made per game	6.6	7.2				
FREE THROWS-ATT	57-86	58-92				
Free throw pct	.663	.630				
F-Throws made per game	11.4	11.6				
REBOUNDS	207	236				
Rebounds per game	41.4	47.2				
Rebounding margin	-5.8	-				
ASSISTS	65	71				
Assists per game	13.0	14.2				
TURNOVERS	81	106				
Turnovers per game	16.2	21.2				
Turnover margin	+5.0	-				
Assist/turnover ratio	0.8	0.7				
STEALS	58	28				
Steals per game	11.6	5.6				
BLOCKS	22	25				
Blocks per game	4.4	5.0				
ATTENDANCE	1658	2300				
Home games-Avg/Game	2-829	3-767				
Neutral site-Avg/Game	-	0-0				

Score by Periods	1st	2nd	3rd	4th	Totals
MARW	82	71	89	70	312
Opponents	86	75	87	74	322

2015-16 Marshall Women's Basketball
MARW Season Schedule/Results & Leaders (as of Nov 26, 2018)
All games

RECORD:	OVERALL	HOME	AWAY	NEUTRAL
ALL GAMES	1-4	1-1	0-3	0-0
CONFERENCE	0-0	0-0	0-0	0-0
NON-CONFERENCE	1-4	1-1	0-3	0-0

Date	Opponent	Score	Att.	High Points	High Rebounds
11/7/18	INDIANA STATE	53-62 L	764	(16)BROOKS, Khadaijia	(11)BROOKS, Khadaijia
11/13/18	at Bowling Green	76-99 L	1521	(34)GORE, Shayna	(5)CLEMONS, Princess
					(5)MAYO, Kristen
11/17/18	at Southern Illinois	49-58 L	500	(10)PEARSON, Taylor	(8)PORTER, Taylor
				(10)MAYO, Kristen	
11/20/18	BLUEFIELD STATE	w 82-29	894	(22)GORE, Shayna	(11)BROOKS, Khadaijia
11/25/18	at Appalachian State	52-74 L	279	(12)BROOKS, Khadaijia	(6)ROPER, Lorelei

* - Conference game

Attendance Summary	Games	Attend	Avg/Game
Home	2	1658	829
Away	3	2300	767
Neutral	0	0	0
Total	5	3958	792

2015-16 Marshall Women's Basketball
MARW Team Game-by-Game (as of Nov 26, 2018)
All games

TEAM STATISTICS

Opponent	Date	Score		Total		3-Pointers		Free throws		Rebounds				pf	a	t/o	blk	stl	pts	avg
				fg-fga	pct	3fg-fga	pct	ft-fta	pct	off	def	tot	avg							
INDIANA STATE	11/7/18	53-62 L		17-59	.288	6-22	.273	13-19	.684	12	30	42	42.0	24	11	22	7	10	53	53.0
at Bowling Green	11/13/18	76-99 L		26-68	.382	11-38	.289	13-20	.650	6	20	26	34.0	21	15	10	3	12	76	64.5
at Southern Illinois	11/17/18	49-58 L		19-56	.339	3-21	.143	8-14	.571	12	25	37	35.0	20	8	20	2	8	49	59.3
BLUEFIELD STATE	11/20/18	82-29 W		30-81	.370	7-33	.212	15-22	.682	25	39	64	42.2	13	17	12	6	19	82	65.0
at Appalachian State	11/25/18	52-74 L		19-62	.306	6-22	.273	8-11	.727	11	27	38	41.4	24	14	17	4	9	52	62.4
MARW		312		111-326	.340	33-136	.243	57-86	.663	66	141	207	41.4	102	65	81	22	58	312	62.4
Opponents		322		114-307	.371	36-114	.316	58-92	.630	71	165	236	47.2	93	71	106	25	28	322	64.4

Games played: 5
Points/game: 62.4
FG Pct: 34.0
3FG Pct: 24.3
FT Pct: 66.3

Rebounds/game: 41.4
Assists/game: 13.0
Turnovers/game: 16.2
Assist/turnover ratio: 0.8
Steals/game: 11.6
Blocks/game: 4.4

Nov. 7 vs. Indiana State L, 62-53

Nov. 13 at BGSU L, 99-76

Official Basketball Box Score -- Game Totals -- Final Statistics
Indiana State vs MARSHALL
11/7/18 6 p.m. at Huntington, W.Va. (Cam Henderson Center)

Indiana State 62 • 1-0

#	Player	Total		3-Ptr		Rebounds			PF	TP	A		TO	Blk	Stl	Min
		FG-FGA	FT-FGA	FG-FGA	FT-FGA	Off	Def	Tot			TO	Blk				
03	O'Neal, Ashli	* 2-6	0-2	7-9	0 3 3	4	11	1	4	0	0	0	22			
10	Lee, Tamara	* 3-12	3-9	0-0	1 4 5	2	9	2	1	0	0	0	18			
14	Webb, Tierra	* 0-3	0-0	0-2	2 1 3	3	0	4	1	0	0	0	23			
24	Isaiah, Kierra	* 2-3	0-0	2-2	2 1 3	4	6	1	1	2	0	0	13			
30	Wentland, Regan	* 5-10	1-2	2-4	5 8 13	0	13	2	0	0	1	1	35			
05	Kitantou, Maeva	0-0	0-0	0-0	0 0 0	1	0	0	1	0	0	0	1			
13	Delgado, Alexis	5-12	3-7	0-2	0 3 3	2	13	2	3	1	1	1	37			
21	Tamis, Lynn	0-1	0-0	0-0	1 7 8	5	0	0	3	1	0	15				
23	Smith, Daijah	2-8	0-4	2-2	1 1 2	3	6	1	5	0	1	13				
25	Valero Lopez, Ana	0-1	0-0	0-0	1 0 1	0	0	0	0	0	0	6				
33	Battle, Ty	2-5	0-0	0-0	1 2 3	2	4	0	1	1	1	17				
Team					0 4 4											
Totals		21-61	7-24	13-21	14 34 48	26	62	13	22	5	4	200				
1st - FG %:		5-13	38.5%	2nd: 5-18	27.8%	3rd: 8-16	50.0%	4th: 3-14	21.4%	Game: 21-61	34.4%	Deadball				
3FG %:		2-6	33.3%	1-6	16.7%	1-5	20.0%	7-24	29.2%	13-21	61.9%	Rebounds				
FT %:		2-4	50.0%	0-4	0.0%	8-9	88.9%	3-4	75.0%			4				

MARSHALL 53 • 0-1

#	Player	Total		3-Ptr		Rebounds			PF	TP	A		TO	Blk	Stl	Min
		FG-FGA	FT-FGA	FG-FGA	FT-FGA	Off	Def	Tot			TO	Blk				
11	PORTER, Taylor	* 2-9	1-5	0-0	1 2 3	4	5	1	3	1	1	21				
14	GORE, Shayna	* 3-14	2-8	4-4	0 5 5	4	12	2	2	0	1	34				
20	PEARSON, Taylor	* 1-7	1-4	1-2	2 6 8	1	4	5	0	1	1	34				
22	BROOKS, Khadaijia	* 7-13	0-1	2-2	1 10 11	2	16	0	5	2	0	32				
23	MAYO, Kristen	* 2-6	2-4	4-4	0 1 1	3	10	2	3	0	2	31				
00	SIVILS, Kia	1-3	0-0	0-2	0 1 1	4	2	0	3	1	2	15				
01	VUCETIC, Jovana	0-1	0-0	0-0	0 0 0	2	0	0	1	0	0	7				
05	CLEMONS, Princess	0-3	0-0	1-2	2 2 4	1	1	0	2	1	2	11				
15	DRIVER, Tana	0-1	0-0	0-0	0 0 0	0	0	0	0	0	0	6				
34	ROPER, Lorelei	1-2	0-0	1-3	2 1 3	3	3	1	1	1	1	9				
Team					4 2 6											
Totals		17-59	6-22	13-19	12 30 42	24	53	11	22	7	10	200				
1st - FG %:		7-12	58.3%	2nd: 3-14	21.4%	3rd: 4-18	22.2%	4th: 3-15	20.0%	Game: 17-59	28.8%	Deadball				
3FG %:		3-6	50.0%	0-3	0.0%	2-7	28.6%	1-6	16.7%	6-22	27.3%	Rebounds				
FT %:		1-3	33.3%	6-7	85.7%	4-7	57.1%	2-2	100.0%	13-19	68.4%	2				

Officials: Gina Cross, Mark Zentz, Linda Miles
Technical fouls: Indiana State-None. MARSHALL-None.
Attendance: 764
ISU: #21 Tamis fouled out with 7:58 left in the 4th.

Score by periods	1st	2nd	3rd	4th	Total
Indiana State	14	11	27	10	62
MARSHALL	18	12	14	9	53

Points	In	Off	2nd	Fast	Bench
INS	26	10	14	4	23
MARW	14	27	7	2	6

Last FG - INS 4th-03:21, MARW 4th-01:52.
Largest lead - INS by 13 3rd-01:47, MARW by 7 2nd-09:35.
INS led for 18:41. MARW led for 17:50. Game was tied for 03:29.

Score tied - 3 times.
Lead changed - 3 times.

Official Basketball Box Score -- Game Totals -- Final Statistics
MARW vs Bowling Green
11/13/18 7:00 pm at

MARW 76 • 0-2

#	Player	Total		3-Ptr		Rebounds			PF	TP	A		TO	Blk	Stl	Min
		FG-FGA	FT-FGA	FG-FGA	FT-FGA	Off	Def	Tot			TO	Blk				
20	PEARSON, Taylor	f 2-7	0-4	2-4	1 2 3	4	6	0	2	0	0	0	25			
11	PORTER, Taylor	f 3-12	1-6	3-4	2 2 4	2	10	0	2	0	1	24				
14	GORE, Shayna	f 11-21	6-13	6-6	0 3 3	2	34	2	0	0	4	33				
22	BROOKS, Khadaijia	f 1-7	0-4	0-0	0 2 2	2	2	1	1	0	1	19				
23	MAYO, Kristen	f 3-6	1-4	2-2	0 5 5	2	9	6	2	0	1	29				
00	SIVILS, Kia	5-8	2-3	0-2	0 0 0	0	12	3	0	0	3	25				
05	CLEMONS, Princess	1-3	1-3	0-0	2 3 5	3	3	2	0	1	2	20				
21	TONEY, Brianna	0-2	0-1	0-0	0 2 2	2	0	0	1	0	1	12				
34	ROPER, Lorelei	0-2	0-0	0-2	0 0 0	4	0	1	2	1	0	13				
Team					1 1 2											
Totals		26-68	11-38	13-20	6 20 26	21	76	15	10	3	12	200				
1st - FG %:		6-20	30.0%	2nd: 5-15	33.3%	3rd: 8-14	57.1%	4th: 7-19	36.8%	Game: 26-68	38.2%	Deadball				
3FG %:		3-12	25.0%	2-10	20.0%	2-4	50.0%	4-12	33.3%	11-38	28.9%	Rebounds				
FT %:		1-1	100.0%	6-8	75.0%	5-7	71.4%	1-4	25.0%	13-20	65.0%	4				

Bowling Green 99 • 1-1

#	Player	Total		3-Ptr		Rebounds			PF	TP	A		TO	Blk	Stl	Min
		FG-FGA	FT-FGA	FG-FGA	FT-FGA	Off	Def	Tot			TO	Blk				
40	Clare Glowinski	c 1-3	0-0	0-0	1 3 4	1	2	1	2	0	0	11				
03	Andrea Cecil	f 3-9	1-4	3-5	0 11 11	2	10	2	1	0	0	34				
13	Sydney Lambert	f 3-9	2-5	2-2	0 3 3	2	10	6	3	0	0	30				
21	Morgan McMillen	f 11-14	8-11	2-2	0 4 4	3	32	1	4	0	0	35				
35	Kadie Hempling	f 3-4	1-2	0-2	3 14 17	3	7	8	3	0	0	34				
04	Madisen Parker	f 3-4	3-3	0-0	0 0 0	1	9	3	0	0	0	13				
22	Molly Dever	0-3	0-2	0-0	0 1 1	2	0	3	2	1	1	13				
24	Jane Uecker	1-2	0-0	0-0	0 0 0	2	2	0	0	0	0	2				
30	Sydney Palermo	1-3	0-0	0-0	2 1 3	0	2	1	2	1	0	6				
42	Sierra Thompson	0-0	0-0	0-0	0 1 1	0	0	0	0	0	0	1				
55	Angela Perry	10-14	1-1	4-5	3 0 3	3	25	2	3	0	2	24				
Team					2 1 3											
Totals		36-65	16-28	11-16	11 39 50	19	99	27	20	2	3	200				
1st - FG %:		9-19	47.4%	2nd: 11-19	57.9%	3rd: 6-11	54.5%	4th: 10-16	62.5%	Game: 36-65	55.4%	Deadball				
3FG %:		5-9	55.6%	6-10	60.0%	3-4	75.0%	2-5	40.0%	16-28	57.1%	Rebounds				
FT %:		3-4	75.0%	2-4	50.0%	5-6	83.3%	1-2	50.0%	11-16	68.8%	3				

Officials:
Technical fouls: MARW-None. Bowling Green-None.

Attendance: 1521
2018-19 Women's Basketball. Round: 0. Bowling Green vs Marshall. Played at .

Score by periods	1st	2nd	3rd	4th	Total
MARW	16	18	23	19	76
Bowling Green	26	30	20	23	99

Points	In	Off	2nd	Fast	Bench
MARW	34	24	23	0	15
BGSU	34	14	8	5	38

Last FG - MARW 4th-00:01, BGSU 4th-00:03.
Largest lead - MARW None, BGSU by 27 4th-00:51.
MARW led for 00:00. BGSU led for 39:54. Game was tied for 00:06.

Score tied - 0 times.
Lead changed - 0 times.

Nov. 17 at SIU L, 58-49

Nov. 20 vs. Bluefield State W, 82-29

Official Basketball Box Score -- Game Totals -- Final Statistics
MARW vs Southern Illinois
11/17/18 2:00 PM at Carbondale, IL

MARW 49 • 0-3

#	Player		Total		3-Ptr		Rebounds			PF	TP	A	TO	Blk	Stl	Min
			FG-FGA	FT-FTA	FG-FGA	FT-FTA	Off	Def	Tot							
11	PORTER, Taylor	*	3-10	0-4	2-2	2	6	8	2	8	1	1	0	1	27	
14	GORE, Shayna	*	2-14	1-8	0-0	0	1	1	3	5	3	0	1	1	28	
20	PEARSON, Taylor	*	5-7	0-1	0-2	1	5	6	2	10	1	2	0	2	23	
22	BROOKS, Khadaijia	*	1-3	0-1	1-2	1	0	1	2	3	0	4	1	0	26	
23	MAYO, Kristen	*	3-7	2-3	2-2	0	3	3	3	10	2	5	0	2	28	
00	SIVILS, Kia		2-7	0-2	0-2	5	1	6	2	4	0	3	0	2	25	
01	VUCETIC, Jovana		0-0	0-0	0-0	0	0	0	0	0	0	0	0	0	2	
05	CLEMONS, Princess		1-5	0-2	2-2	0	1	1	1	4	0	1	0	0	12	
15	DRIVER, Tana		0-0	0-0	0-0	0	0	0	1	0	1	2	0	0	6	
21	TONEY, Brianna		0-0	0-0	0-0	0	0	0	1	0	0	1	0	0	3	
34	ROPER, Lorelei		2-3	0-0	1-2	1	3	4	3	5	0	1	0	0	20	
Team						2	5	7								
Totals			19-56	3-21	8-14	12	25	37	20	49	8	20	2	8	200	
1st: FG %: 6-14 42.9% 2nd: 4-15 26.7% 3rd: 6-14 42.9% 4th: 3-13 23.1% Game: 19-56 33.9% Deadball																
3FG %: 1-6 16.7% 0-5 0.0% 1-4 25.0% 1-6 16.7% 3-21 14.3%																
FT %: 0-0 0.0% 0-0 0.0% 1-4 25.0% 4-10 40.0% 8-24 33.3% Rebounds																
0.3																

Nov. 25 at Appalachian State L, 74-52

Official Basketball Box Score -- Game Totals -- Final Statistics
MARW vs Appalachian State
11/25/18 2:00 pm at Holmes Center (Boone, N.C.)

MARW 52 • 1-4

#	Player	Total			3-Ptr			Rebounds			PF	TP	A	TO	Blk	Stl	Min
		FG-FGA	FG-FGA	FT-FTA	FG-FGA	FG-FGA	FT-FTA	Off	Def	Tot							
20	PEARSON, Taylor	f	1-8	0-2	0-0	0	3	3	1	2	0	2	0	2	0	2	19
22	BROOKS, Khadajjia	f	4-7	4-7	0-0	1	2	3	2	12	1	1	0	0	0	0	20
11	PORTER, Taylor	g	1-7	0-2	0-0	1	4	5	4	2	0	1	0	0	0	0	24
14	GORE, Shayna	g	2-10	1-4	3-4	0	4	4	2	8	2	1	2	2	2	2	30
23	MAYO, Kristen	g	4-10	1-3	2-2	0	3	3	3	11	4	0	0	0	0	0	31
00	SIVILS, Kia		0-3	0-1	0-0	2	0	2	3	0	4	2	0	5	5	21	
05	CLEMONS, Princess		0-5	0-3	0-0	0	3	3	1	0	2	2	0	0	0	17	
10	SAINTIGENE, Ashley		3-7	0-0	0-0	1	1	2	4	6	0	3	1	0	0	10	
15	DRIVER, Tana		1-1	0-0	0-0	0	0	0	0	2	0	1	0	0	0	6	
34	ROPER, Lorelei		3-4	0-0	3-5	1	5	6	4	9	1	3	1	0	0	22	
Team						5	2	7					1				
Totals			19-62	6-22	8-11	11	27	38	24	52	14	17	4	9		200	
1st - FG %:		4-17	23.5%	2nd: 3-14	21.4%	3rd: 5-12	41.7%	4th: 7-19	36.8%	Game: 19-62	30.6%	Deadball					
3FG %:		2-6	33.3%	1-5	20.0%	2-8	25.0%	1-3	33.3%	6-22	27.3%	Rebounds					
FT %:		1-1	100.0%	3-6	50.0%	4-4	100.0%	0-0	0.0%	8-11	72.7%	2					

Appalachian State 74 • 4-2

#	Player	Total			3-Ptr			Rebounds			PF	TP	A	TO	Blk	Stl	Min
		FG-FGA	FG-FGA	FT-FTA	FG-FGA	FG-FGA	FT-FTA	Off	Def	Tot							
30	Gosnell, Lainey	f	1-7	0-3	1-2	2	1	3	2	3	1	2	1	0	0	21	
42	Plummer, Bayley	c	7-10	0-0	2-5	6	15	21	1	16	1	2	3	0	0	30	
05	Stanley, Pre	g	2-13	1-4	2-2	3	1	4	0	7	0	0	0	1	0	30	
23	Polacek, Ashley	g	1-9	0-3	2-2	2	2	4	2	4	6	4	0	1	0	24	
34	Story, Madi	g	4-10	1-4	6-6	2	4	6	3	15	3	0	0	2	2	23	
01	Calder, Maya		3-4	0-0	2-4	3	2	5	3	8	0	2	0	0	0	14	
03	Wilson, Tierra		2-7	2-6	0-0	0	1	1	0	6	0	0	0	0	0	19	
04	Mathews, Nicola		4-6	3-5	0-0	0	2	2	0	11	0	4	0	1	0	15	
14	Hampton, Armani		0-2	0-1	0-0	1	0	1	3	0	0	1	0	1	0	13	
15	Newton, Emma		0-0	0-0	0-0	0	0	0	0	0	0	0	0	0	0	1	
20	Bigott, Brooke		1-2	0-1	0-0	1	0	1	0	2	2	0	0	0	0	6	
32	Jeffery, Dominique		1-1	0-0	0-0	0	3	3	0	2	0	0	0	0	0	4	
Team						2	2	4									
Totals			26-71	7-27	15-21	22	33	55	14	74	13	15	4	6		200	
1st - FG %:		7-17	41.2%	2nd: 6-18	33.3%	3rd: 6-20	30.0%	4th: 7-16	43.8%	Game: 26-71	36.6%	Deadball					
3FG %:		3-8	37.5%	1-6	16.7%	2-8	25.0%	1-5	20.0%	7-27	25.9%	Rebounds					
FT %:		0-0	0.0%	6-8	75.0%	5-7	71.4%	4-6	66.7%	15-21	71.4%	2					

Officials: Chaney Muench, Aaron Brooks, Rob Fessler
Technical fouls: MARW-None. Appalachian State-None.
Attendance: 279

Score by periods	1st	2nd	3rd	4th	Total	Points	In	Off	2nd	Fast	Bench
MARW	11	10	16	15	52	16	14	6	5	17	
Appalachian State	17	19	19	19	74	30	19	15	0	29	

Last FG - MARW 4th-00:16, APP 4th-01:25.
Largest lead - MARW by 3 1st-09:22, APP by 27 4th-02:12.
MARW led for 00:49. APP led for 38:33. Game was tied for 00:38.
Score tied - 0 times.
Lead changed - 1 time.

2018-19 TRENDS	
Home	1-1
Away	0-3
Neutral	0-0
Leading at half	1-1
Trailing at half	0-3
Tied at half	0-0
Overtime game	0-0
C-USA Home Game	0-0
C-USA Road Game	0-0
C-USA Tournament	0-0
Non- C-USA Home Game	1-1
Non- C-USA Road Game	0-3
Non- C-USA Neutral Game	0-0
vs. Ranked Opponents	0-0
vs. Unranked Opponents	1-4
Leading-5 min. left	1-0
Trailing-5 min. left	0-4
Score tied-5 min. left	0-0
Herd outrebounds opp.	1-0
Herd outrebounded by opp.	0-4
Team rebounds are even	0-0
Herd scores more points in paint	1-0
Opp. scores more points in paint	0-3
Points in paint is even	0-1
Herd shoots 50% from floor	0-0
Herd shoots <50% from floor	1-4
Opp. shoots 50% from floor	0-1
Opp. shoots <50% from floor	1-3
Herd makes more FTs	1-1
Opp. makes more FTs	0-2
FTs are even	0-1
Herd has more TOs	0-2
Opp. has more TOs	1-1
TOs are even	0-1
Herd scores 60 points or less	0-3
Herd scores 61-69 points	0-0
Herd scores 70-79 points	0-1
Herd scores 80-89 points	1-0
Herd scores 90 points or more	0-0
Opp. scores 60 points or less	1-1
Opp. scores 61-69 points	0-1
Opp. scores 70-79 points	0-1
Opp. scores 80-89 points	0-0
Opp. scores 90 points or more	0-1
Two or less score 10+	0-2
Three or more score 10+	1-2
On Monday	0-0
On Tuesday	1-1
On Wednesday	0-1
On Thursday	0-0
On Friday	0-0
On Saturday	0-1
On Sunday	0-1
In November	1-4
In December	0-0
In January	0-0
In February	0-0
In March	0-0
Game decided by 5 pts or less	0-0
Game decided by 6-10 pts	0-2
Game decided by 11-20 pts	0-0
Game decided by 21 pts or more	1-2

THE LAST TIME...	
Scored 100 Points.....	vs. Kentucky Christian, 12/18/17 (W, 111-38)
Allowed 100 Points.....	at Morehead State, 11/13/15 (W, 104-101)
Scored 50 or Fewer Points.....	at Southern Illinois, 11/17/18 (L, 58-49)
Scored 40 or Fewer Points.....	at No. 22 Kentucky, 11/26/17 (L, 69-39)
Allowed 40 or Fewer Points.....	29, vs. Bluefield State, 11/20/18 (W, 82-29)
Scored 50 Points in a Half.....	59 1st H & 52 2nd H vs. Kentucky Christian, 12/18/17 (W, 111-38)
Allowed 50 Points in a Half.....	56, 1st H at Bowling Green, 11/13/18 (L, 99-76)
Scored 20 or Fewer Points in a Half.....	16, 1st H at Rice, 2/22/18 (L, 87-44)
Allowed 20 or Fewer Points in a Half.....	19, 1st H vs. Bluefield State, 11/20/18 (W, 82-29)
Allowed 15 or Fewer Points in a Half.....	10, 2nd H vs. Bluefield State, 11/20/18 (W, 82-29)
Scored 30+ Points in a Quarter.....	32, 4th Q vs. Old Dominion, 2/23/16 (L, 94-85)
Allowed 30+ Points in a Quarter.....	30, 2nd Q at Bowling Green, 11/13/18 (L, 99-76)
Scored 10 or Fewer Points in a Quarter.....	10, 2nd Q at Appalachian State, 11/25/18 (L, 74-52)
Allowed 10 or Fewer Pts in a Quarter.....	7 (2nd) 4 (3rd) 6 (4th) vs. Bluefield State, 11/20/18 (W, 82-29)
Made 40 Field Goals.....	46 vs. Kentucky Christian, 12/18/17 (W, 111-38)
Allowed 40 Field Goals.....	41, at Charlotte, 1/7/17 (L, 93-77)
Shot 60% From the Field.....	62.5% (55-88) vs. Maine Fort Kent, 12/20/16 (W, 136-62)
Shot 85% From the Foul Line*	89.5% (17-19) vs. UTSA, 2/8/18 (L, 72-59)
Shot 90% From the Foul Line*	93.8% (15-16) vs. MTSU, 1/26/18 (L, 73-57)
Shot 100% From the Foul Line*	100.0% (11-11) at North Texas, 2/24/18 (W, 62-54)
Opponent Shot <20% From Field.....	19.3%, vs. Bluefield College, 12/11/16 (W, 77-35)
Made 10+ 3-Pointers.....	11 at Bowling Green, 11/13/18 (L, 99-76)
Allowed 10+ 3-Pointers.....	16 at Bowling Green, 11/13/18 (L, 99-76)
Did Not Make a 3-Point FG.....	vs. George Washington, 12/2/10 (W, 64-61 2OT)
Did Not Attempt a 3-Point FG.....	vs. Wright State, 12/19/06 (W, 62-54)
Played an Overtime Game.....	vs. UTSA, 3/5/14 (W, 81-76 OT)
Won an Overtime Game.....	vs. UTSA, 3/5/14 (W, 81-76 OT)
Played a Ranked Team.....	at No. 22 Kentucky, 11/26/17 (L, 69-39)
Had 40 Rebounds.....	42 vs. Indiana State, 11/7/18 (L, 62-53)
Had 50 Rebounds.....	54 vs. Kentucky Christian, 12/18/17 (W, 111-38)
Had 60 Rebounds.....	64 vs. Bluefield State, 11/20/18 (W, 82-29)
Had Fewer than 30 Rebounds.....	26 at Bowling Green, 11/13/18 (L, 99-76)
Allowed 50 Rebounds.....	55 at Appalachian State, 11/25/18 (L, 74-52)
Allowed Fewer Than 25 Rebounds.....	17 vs. Kentucky Christian, 12/18/17 (W, 111-38)
Had 20 Assists.....	25 vs. Kentucky Christian, 12/18/17 (W, 111-38)
Had 10 or Fewer Turnovers.....	8 vs. FIU, 1/28/18 (W, 78-75)
Had 25 or More Turnovers.....	28 vs. Ohio, 11/22/17 (L, 54-52)
Forced 25 or More Turnovers.....	30 vs. Bluefield State, 11/20/18 (W, 82-29)
Had 5 Blocks.....	6 vs. Bluefield State, 11/20/18 (W, 82-29)
Had 10 Blocks.....	11 vs. FIU, 12/30/16 (W, 70-52)
Had 15 Steals.....	19 vs. Bluefield State, 11/20/18 (W, 82-29)
Had Six or More Players in Double Figures.....	vs. Maine Fort Kent, 12/20/16 (W, 136-62)
Had Five Players in Double Figures.....	Gore-25, Brooks-22, Hamilton-22, Saintigene-18, Akers-14, Alexander-13
Had Four Players in Double Figures.....	vs. Bluefield College, 12/11/16 (W, 77-35)
Had Three Players in Double Figures.....	Gore-18, Hamilton-14, Evans-12, Akers-10, Alexander-10
Had Two Score 20+ Points.....	vs. FIU, 1/28/18 (W, 78-75)
Had No Players in Double Figures.....	Gore-24, Hamilton-19, Mayo-11, Zhibareva-10
Had Two or More Players with a Double-Double.....	vs. UTEP, 2/15/18 (W, 66-64)
Had Two or More Players with 10+ Rebs.....	Hamilton-22, Gore-20
Had Two or More Players with 10+ Rebs.....	at Middle Tennessee, 2/19/14 (L, 75-36)
Had Two or More Players with 10+ Rebs.....	vs. Longwood, 11/10/17 (W, 90-45)
Had Two or More Players with 10+ Rebs.....	Ashley Saintigene (16 rebs. & 11 pts.), Logan Fraley (11 pts. & 10 rebs.)
Had Two or More Players with 10+ Rebs.....	vs. Ohio, 11/22/17 (L, 54-52)
Had Two or More Players with 10+ Rebs.....	Asheika Alexander-14, Talequia Hamilton-10
No opposing players scored in double figures.....	vs. Bluefield State, 11/20/18 (W, 82-29)
Opposing starting five all in double figures.....	vs. Charlotte, 2/25/17 (L, 89-75)
Allowed 40+ bench points.....	40 at FAU, 1/5/18 (L, 79-59)
* Minimum of 5 free throws for free throw percentages	
A MARSHALL PLAYER...	
Scored 20 Points.....	Shayna Gore (22) vs. Bluefield State, 11/20/18 (W, 82-29)
Scored 30 Points.....	Shayna Gore (34) at Bowling Green, 11/13/18 (L, 99-76)
Scored 40 Points.....	Kristina Behnfeldt (40) vs. Ohio, 2/10/99 (L, 74-72)
Had 15 Rebounds.....	Ashley Saintigene (16) vs. Longwood, 11/10/17 (W, 90-45)
Had 20 Rebounds.....	Catie Knable (21) vs. Bowling Green, 2/16/02 (W, 56-43)
Had 10 Assists.....	Norrisha Victrum (11) at Morehead State, 11/13/15 (W, 104-101)
Had 5 Blocks.....	Ashley Saintigene (6) vs. Longwood, 11/10/17 (W, 90-45)
Had 10 Blocks.....	Sharon Deal (12) vs. Youngstown St, 3/4/89 (W, 63-59)
Had 5 Steals.....	Kia Sivils (5) at Appalachian State, 11/25/18 (L, 74-52)
Had 10 Steals.....	Stephanie Wine (14) vs. Western Carolina, 1/23/95 (W, 72-69)
Had a Double-Double.....	Khadaajia Brooks (16pts & 11 rbs.) vs. Indiana St., 11/7/18 (L, 62-53)
Made 6+ 3-pointers.....	Shayna Gore (6) at Bowling Green, 11/13/18 (L, 99-76)
AN OPPOSING PLAYER...	
Scored 20 Points.....	McMillen (32) & Perry (25) at Bowling Green, 11/13/18 (L, 99-76)
Scored 30 Points.....	Morgan McMillen (32) at Bowling Green, 11/13/18 (L, 99-76)
Scored 40 Points.....	Jennie Simms (43) at ODU, 1/1/17 (L, 73-69)
Had 15 Rebounds.....	Bayley Plummer (21) at Appalachian State, 11/25/18 (L, 74-52)
Had 10 Assists.....	Kendall Noble (10) vs. WKU, 2/11/17 (L, 78-64)
Had 5 Blocks.....	Abby Brockmeyer (5) at Southern Illinois, 11/17/18 (L, 58-49)
Had 5 Steals.....	Ivy & Tashia Brown (5) at WKU, 2/17/18 (L, 77-50)
Had a Double-Double.....	Bayley Plummer (21 rbs & 16 pts) at Appalachian State, 11/25/18 (L, 74-52)
Had a Triple-Double.....	Kendall Noble (17pts-11rebs-10ast.) vs. WKU, 3/10/16 (W, 66-63)
Made 6+ 3-pointers.....	Morgan McMillen (8) at Bowling Green, 11/13/18 (L, 99-76)



HEAD COACH TONY KEMPER

2nd season • @CoachTonyKemper



Fort Hays State '01

Marshall Director of Athletics Mike Hamrick has elevated associate head coach Tony Kemper to head women's basketball coach, the department announced Friday, March 17, 2017.

Kemper has been with the Thundering Herd for seven seasons and now second as the head coach and his record coming into 2018-19 is 9-20.

During his time at Marshall, Kemper has assisted in rebuilding a program that progressively increased its win total over the first four seasons - from 9 to 11 to 17 to 21 wins in the 2015-16 season. That 2015-16 win total was the most for Thundering Herd Women's Basketball in 29 seasons and, for the first time in school history, yielded a first-team All-Conference USA student-athlete for Marshall in Leah Scott.

He helped lead Marshall to two of only three postseason berths in the program's NCAA history, including its first postseason win in 2014-15 (WBI) and WNIT berth in 2015-16.

Kemper has also been heavily involved in the Thundering Herd's recruiting and academic success, helping sign the 34th-ranked class in 2017 and its group in 2015, which came in 52nd.

In the classroom, the program has placed 28 members on the Conference USA Commissioner's Honor Roll (3.0 cumulative GPA or better) and three more were given the Commissioner's Academic Medal (3.75).

Kemper came to Marshall from Central Arkansas, where he coached with now-former Marshall head coach Matt Daniel for three seasons.

"I am very appreciative and excited for the opportunity to lead the women's basketball program at Marshall," said Kemper. "I want to thank our President, Dr. Jerry Gilbert, Mike Hamrick and (Senior Women's Administrator) Beatrice Crane Banford for trusting in my ability to continue the progress our program made under Coach Daniel."

"It is such a privilege to continue working with student-athletes who I have had a hand in recruiting to Huntington, a community that my family values greatly. There are many good people and players here now, and also on the way, who can help make us a consistent winner."

At UCA, Kemper helped the Sugar Bears to their first Division I conference title and three seasons of at least 21 wins.

His tutelage of inside players helped gain two Southland Player of the Year honors and a Defensive Player of the Year.

Before joining the women's staff, Kemper served as an assistant coach for the Central Arkansas men's basketball program for four years.

Two professional players emerged from UCA during those seasons -- the leading scorer in Portugal's Proliga pro league in 2011, Nate Bowie, and professional center Durrell Nevels.

Prior to UCA, Kemper was an assistant coach at Hutchinson (Kansas) Community College - one of the nation's most successful junior college programs.

At Hutchinson, he oversaw day-to-day operations and directed the Blue Dragons' strength and conditioning efforts while also serving as a mathematics and physical education instructor.

The Logan, Kansas, native also held the head coaching spot at Quivira Heights High School in Bushton in 2003-04, guiding QHHS to a No. 1 seed to the regional tournament.

His coaching career began in 2002-03 as an assistant at Hill City (Kansas) High School.

"The best person for this job is Tony Kemper," said Hamrick. "He is a man of character who has been instrumental in the program's growth over the past five seasons. Marshall Women's Basketball will be in good hands under his leadership."

Kemper received a bachelor's degree in finance from Fort Hays State University in 2001 and a BBA in Business Education in 2003. He also earned a master's degree in organizational leadership from Fort Hays in 2008.

Kemper and his wife Sandra, a professor at Marshall in the Communications Disorders Department, live in Huntington with sons Brayden and Landry and daughter Jolie.



0 Kia Sivils

Career Superlatives		
	Sea.	Car.
10+ Pts:	1	1
20+ Pts:	0	0
5+ Rebs:	1	1
10+ Rebs:	0	0
5+ Asts:	0	0
2+ Blks:	0	0
2+ Stls:	4	4
Double-D:	0	0

2015-16 Marshall Women's Basketball MARW Individual Game-by-Game (as of Nov 26, 2018) All games

#00 SIVILS, Kia

CAREER HIGHS

POINTS

S:.....12 at BGSU, 11/13/18

C:12 at BGSU, 11/13/18

FIELD GOALS

S:.....5 at BGSU, 11/13/18

C:5 at BGSU, 11/13/18

FGA

S:.....8 at BGSU, 11/13/18

C:8 at BGSU, 11/13/18

3-POINTERS

S:.....2 at BGSU, 11/13/18

C:2 at BGSU, 11/13/18

3PTA

S:.....3 at BGSU, 11/13/18

C:3 at BGSU, 11/13/18

FREE THROWS

S:..... 2 vs. Bluefield State, 11/20/18

C: 2 vs. Bluefield State, 11/20/18

FTA

S:..... 2 4x last vs. BSC, 11/20/18

C: 2 4x last vs. BSC, 11/20/18

REBOUNDS

S:..... 6 at SIU., 11/17/18

C: 6 at SIU., 11/17/18

ASSISTS

S:..... 3 2x last vs. BSC, 11/20/18

C: 3 2x last vs. BSC, 11/20/18

BLOCKS

S:..... 1 vs. Indiana St., 11/7/18

C: 1 vs. Indiana St., 11/7/18

STEALS

S:..... 5 at App. State, 11/25/18

C: 5 at App. State, 11/25/18

MINUTES

S:..... 25 2x last at SIU, 11/17/18

C: 25 2x last at SIU, 11/17/18

Opponent	Date	qs	min	Total		3-Pointers		Free throws		Rebounds				pf	a	t/o	blk	stl	pts	avg
				fg-fga	pct	3fg-fga	pct	ft-fa	pct	off	def	tot	avg							
INDIANA STATE	11/7/18		15	1-3	.333	0-0	.000	0-2	.000	0	1	1	1.0	4	0	3	1	2	2	2.0
at Bowling Green	11/13/18		25	5-8	.625	2-3	.667	0-2	.000	0	0	0	0.5	0	3	0	0	3	12	7.0
at Southern Illinois	11/17/18		25	2-7	.286	0-2	.000	0-2	.000	5	1	6	2.3	2	0	3	0	2	4	6.0
BLUEFIELD STATE	11/20/18		21	1-6	.167	0-2	.000	2-2	1.000	1	3	4	2.8	1	3	0	0	1	4	5.5
at Appalachian State	11/25/18		21	0-3	.000	0-1	.000	0-0	.000	2	0	2	2.6	3	4	2	0	5	0	4.4
Totals		0	107	9-27	.333	2-8	.250	2-8	.250	8	5	13	2.6	10	10	8	1	13	22	4.4

Games played: 5

Minutes/game: 21.4

Points/game: 4.4

FG Pct: 33.3

3FG Pct: 25.0

FT Pct: 25.0

Rebounds/game: 2.6

Assists/game: 2.0

Turnovers/game: 1.6

Assist/turnover ratio: 1.3

Steals/game: 2.6

Blocks/game: 0.2

CAREER STATISTICS

			Total		3-Point		F-Throws		Rebounds											Scoring	
Season	gp-gs	min/avg	fg-fga	pct	fg-fga	pct	ft-fa	pct	off	def	tot	avg	pf	fo	ast	to	blk	stl	pts	avg	
2018-19	5-0	107/21.4	9-27	.333	2-8	.250	2-8	.250	8	5	13	2.6	10	0	10	8	1	13	22	4.4	
TOTAL	5-0	107/21.4	9-27	.333	2-8	.250	2-8	.250	8	5	13	2.6	10	0	10	8	1	13	22	4.4	



1 JOVANA VUCETIC

Career Superlatives		
	Sea.	Car.
10+ Pts:	0	0
20+ Pts:	0	0
5+ Rebs:	1	2
10+ Rebs:	0	0
5+ Asts:	0	0
2+ Blks:	0	0
2+ Stls:	0	0
Double-D:	0	0

2015-16 Marshall Women's Basketball
MARW Individual Game-by-Game (as of Nov 26, 2018)
All games

#01 VUCETIC, Jovana

CAREER HIGHS

POINTS

S:..... 2 vs. Bluefield State, 11/20/18
C: 8 vs. MFK, 12/20/16

FIELD GOALS

S:..... 1 vs. Bluefield State, 11/20/18
C: 4 vs. MFK, 12/20/16

FGA

S:..... 2 vs. Bluefield State, 11/20/18
C: 6 vs. KCU, 12/18/17

3-POINTERS

S:..... N/A
C: N/A

3PTA

S:..... N/A
C: 1 3x, last vs. KCU, 12/18/17

FREE THROWS

S:..... N/A
C: 2 vs. Winthrop, 11/30/17

FTA

S:..... N/A
C: 2 2x, last vs. Winthrop, 11/30/17

REBOUNDS

S:..... 2 vs. Bluefield State, 11/20/18
C: 8 vs. KCU, 12/18/17

ASSISTS

S:..... 1 vs. Bluefield State, 11/20/18
C: 1 4x last at WKU, 2/17/18

BLOCKS

S:..... N/A
C: 1 3x, last vs. Winthrop, 11/30/17

STEALS

S:..... N/A
C: 1 3x, last vs. KCU, 12/18/17

MINUTES

S:..... 7 vs. Indiana State, 11/7/18
C: 19 vs. MFK, 12/20/16

Opponent	Date	gs	min	Total		3-Pointers		Free throws		Rebounds				pf	a	t/o	blk	stl	pts	avg
				fg-fga	pct	3fg-fga	pct	ft-fita	pct	off	def	tot	avg							
INDIANA STATE	11/7/18	7		0-1	.000	0-0	.000	0-0	.000	0	0	0	0.0	2	0	1	0	0	0	0.0
at Southern Illinois	11/17/18	2		0-0	.000	0-0	.000	0-0	.000	0	0	0	0.0	0	0	0	0	0	0	0.0
BLUEFIELD STATE	11/20/18	5		1-2	.500	0-0	.000	0-0	.000	2	0	2	0.7	0	1	1	0	0	2	0.7
at Appalachian State	11/25/18	dnp		-	-	-	-	-	-	-	-	-	-	-	-	-	-	-	-	-
Totals		0	14	1-3	.333	0-0	.000	0-0	.000	2	0	2	0.7	2	1	2	0	0	2	0.7

Games played: 3
Minutes/game: 4.7
Points/game: 0.7
FG Pct: 33.3

Rebounds/game: 0.7
Assists/game: 0.3
Turnovers/game: 0.7
Assist/turnover ratio: 0.5

CAREER STATISTICS

			Total		3-Point		F-Throws		Rebounds										Scoring	
Season	gp-gs	min/avg	fg-fga	pct	fg-fga	pct	ft-fita	pct	off	def	tot	avg	pf	fo	ast	to	blk	stl	pts	avg
2016-17	8-0	40/5.0	4-9	.444	0-2	.000	1-2	.500	2	8	10	1.3	3	0	1	5	2	2	9	1.1
2017-18	11-0	56/5.1	2-10	.200	0-4	.000	3-4	.750	5	7	12	1.1	9	0	3	2	1	1	7	0.6
2018-19	3-0	14/4.7	1-3	.333	0-0	.000	0-0	.000	2	0	2	0.7	2	0	1	2	0	0	2	0.7
TOTAL	22-0	110/5.0	7-22	.318	0-6	.000	4-6	.667	9	15	24	1.1	14	0	5	9	3	3	18	0.8



2 LOGAN FRALEY

Career Superlatives		
	Sea.	Car.
10+ Pts:	0	2
20+ Pts:	0	0
5+ Rebs:	0	5
10+ Rebs:	0	1
5+ Asts:	0	1
2+ Blks:	0	1
2+ Stls:	0	4
Double-D:	0	1

2017-18 season

#02 FRALEY, Logan

CAREER HIGHS

POINTS

S:..... N/A

C:13 vs. Rice, 1/16/16

FIELD GOALS

S:..... N/A

C: 4 2x last vs. Longwood, 11/10/17

FGA

S:..... N/A

C: 8 3x last at FIU, 1/7/18

3-POINTERS

S:..... N/A

C:4 vs. Rice, 1/16/16

3PTA

S:..... N/A

C: 8 2x last at FIU, 1/7/18

FREE THROWS

S:..... N/A

C: 2 5x last vs FIU, 1/28/18

FTA

S:..... N/A

C:5 at WKU, 1/2/16

REBOUNDS

S:..... N/A

C:10 vs. Longwood, 11/10/17

ASSISTS

S:..... N/A

C:5 vs. Longwood, 11/10/17

BLOCKS

S:..... N/A

C: 1 7x, last at CSU, 11/19/17

STEALS

S:..... N/A

C:3 at North Texas, 3/4/17

MINUTES

S:..... N/A

C:34 at North Texas, 2/24/18

Opponent	Date	qs	min	Total		3-Pointers		Free throws		Rebounds													
				fg-fga	pct	3fg-fga	pct	ft-fa	pct	off	def	tot	avg	pf	a	t/o	blk	stl	pts	avg			
LONGWOOD	11/10/17	*	25	4-8	.500	3-6	.500	0-0	.000	4	6	10	10.0	1	5	2	0	1	11	11.0			
PENN STATE	11/15/17	*	21	0-3	.000	0-2	.000	0-0	.000	0	1	1	5.5	1	1	0	0	0	0	5.5			
at Cleveland State	11/19/17	*	16	1-3	.333	0-2	.000	0-2	.000	0	1	1	4.0	5	1	1	1	0	2	4.3			
OHIO	11/22/17	*	26	2-6	.333	1-3	.333	0-2	.000	0	2	2	3.5	3	0	1	0	0	5	4.5			
at Kentucky	11/26/17	dnp	-	-	-	-	-	-	-	-	-	-	-	-	-	-	-	-	-	-			
WINTHROP	11/30/17	dnp	-	-	-	-	-	-	-	-	-	-	-	-	-	-	-	-	-	-			
SOUTHERN ILLINOIS	12/2/17	dnp	-	-	-	-	-	-	-	-	-	-	-	-	-	-	-	-	-	-			
MORGAN STATE	12/6/17	dnp	-	-	-	-	-	-	-	-	-	-	-	-	-	-	-	-	-	-			
at Florida	12/10/17	dnp	-	-	-	-	-	-	-	-	-	-	-	-	-	-	-	-	-	-			
APP	12/16/17		2	0-0	.000	0-0	.000	0-0	.000	0	1	1	3.0	1	0	0	0	1	0	3.6			
KY. CHRISTIAN	12/18/17		7	0-1	.000	0-1	.000	0-0	.000	0	0	0	2.5	0	1	0	0	1	0	3.0			
at TSU Lady Tigers	12/21/17		4	0-0	.000	0-0	.000	0-0	.000	0	0	0	2.1	1	0	0	0	0	0	2.6			
ALICE LLOYD	12/30/17		17	1-2	.500	1-2	.500	0-0	.000	2	3	5	2.5	3	2	0	0	0	3	2.6			
at FAU	01/05/18		20	0-3	.000	0-3	.000	0-2	.000	0	5	5	2.8	2	0	1	0	0	0	2.3			
at FIU	01/07/18		19	2-8	.250	2-8	.250	0-0	.000	0	1	1	2.6	1	0	0	0	0	6	2.7			
LOUISIANA TECH	1/13/18	*	27	3-5	.600	3-5	.600	0-0	.000	0	1	1	2.5	2	1	0	0	1	9	3.3			
at Old Dominion	01/18/18	*	31	2-5	.400	1-4	.250	0-0	.000	0	2	2	2.4	2	1	0	0	1	5	3.4			
WESTERN KENTUCKY	01/21/18	*	31	1-8	.125	0-4	.000	0-0	.000	1	0	1	2.3	1	3	1	0	2	2	3.3			
MIDDLE TENNESSEE	1/26/18	*	29	3-4	.750	3-4	.750	0-0	.000	0	1	1	2.2	3	1	0	0	1	9	3.7			
FIU	01/28/18	*	26	1-3	.333	1-3	.333	2-3	.667	0	2	2	2.2	1	0	0	0	1	5	3.8			
at Charlotte	02/02/18	*	28	0-1	.000	0-1	.000	0-0	.000	0	1	1	2.1	3	3	0	1	0	0	3.6			
at Southern Miss	02/04/18	*	31	3-8	.375	3-6	.500	0-0	.000	0	0	0	2.0	5	2	2	2	0	9	3.9			
UTSA	2/8/18	*	17	1-4	.250	1-3	.333	0-0	.000	1	1	2	2.0	4	1	1	0	1	3	3.8			
UAB	2/10/18	*	34	2-3	.667	2-3	.667	0-1	.000	0	0	0	1.9	3	2	1	0	0	6	3.9			
UTEP	02/15/18	*	22	2-5	.400	2-4	.500	0-0	.000	0	1	1	1.9	4	0	0	0	0	6	4.1			
at Western Kentucky	02/17/18	*	31	3-7	.429	2-5	.400	1-1	1.000	0	1	1	1.8	2	0	1	0	0	9	4.3			
at Rice	02/22/18	*	30	2-5	.400	2-4	.500	0-0	.000	0	2	2	1.8	3	0	1	0	0	6	4.4			
at North Texas	2/24/18	*	34	3-4	.750	2-3	.667	0-0	.000	0	3	3	1.9	3	1	0	1	0	8	4.5			
FAU	03/01/18	*	31	2-6	.333	1-4	.250	0-0	.000	0	5	5	2.0	4	2	0	1	0	5	4.5			
Totals			18	559	38-102	.373	30-80	.375	3-11	.273	8	40	48	2.0	58	27	12	6	10	109	4.5		

Games played: 24

Minutes/game: 23.3

Points/game: 4.5

FG Pct: 37.3

3FG Pct: 37.5

FT Pct: 27.3

Rebounds/game: 2.0

Assists/game: 1.1

Turnovers/game: 0.5

Assist/turnover ratio: 2.3

Steals/game: 0.4

Blocks/game: 0.3

CAREER STATISTICS

			Total		3-Point		F-Throws		Rebounds											Scoring	
Season	gp-gs	min/avg	fg-fga	pct	fg-fga	pct	ft-fa	pct	off	def	tot	avg	pf	fo	ast	to	blk	stl	pts	avg	
2015-16	29-0	333/11.5	27-63	.429	24-59	.407	7-11	.636	3	30	33	1.1	40	0	19	7	4	10	85	2.9	
2016-17	30-6	478/15.9	26-76	.342	20-61	.328	6-8	.750	5	32	37	1.2	39	0	17	13	2	13	78	2.6	
2017-18	24-18	559/23.3	38-102	.373	30-80	.375	3-11	.273	8	40	48	2.0	58	2	27	12	6	10	109	4.5	
TOTAL	83-24	1370/16.5	91-241	.378	74-200	.370	16-30	.533	16	102	118	1.4	137	2	63	32	12	33	272	3.3	



5 Princess Clemons

Career Superlatives		
	Sea.	Car.
10+ Pts:	0	0
20+ Pts:	0	0
5+ Rebs:	2	2
10+ Rebs:	0	0
5+ Asts:	0	0
2+ Blks:	0	0
2+ Stls:	3	3
Double-D:	0	0

2015-16 Marshall Women's Basketball MARW Individual Game-by-Game (as of Nov 26, 2018) All games

#05 CLEMONS, Princess

CAREER HIGHS

POINTS

S:..... 6 vs. Bluefield State, 11/20/18
C: 6 vs. Bluefield State, 11/20/18

FIELD GOALS

S:..... 3 vs. Bluefield State, 11/20/18
C: 3 vs. Bluefield State, 11/20/18

FGA

S:..5 3x last at App. State, 11/25/18
C: .5 3x last at App. State, 11/25/18

3-POINTERS

S:.....1 at BGSU, 11/13/18
C:1 at BGSU, 11/13/18

3PTA

S:..3 2x last at App. State, 11/25/18
C: .3 2x last at App. State, 11/25/18

FREE THROWS

S:..... 2 at SIU, 11/17/18
C: 2 at SIU, 11/17/18

FTA

S:..... 2 3x last vs. BSC, 11/20/18
C: 2 3x last vs. BSC, 11/20/18

REBOUNDS

S:..... 8 vs. Bluefield State, 11/20/18
C: 8 vs. Bluefield State, 11/20/18

ASSISTS

S:..... 3 vs. Bluefield State, 11/20/18
C: 3 vs. Bluefield State, 11/20/18

BLOCKS

S:..... 1 2x last at BGSU, 11/13/18
C: 1 2x last at BGSU, 11/13/18

STEALS

S:..... 2 3x last vs. BSC, 11/20/18
C: 2 3x last vs. BSC, 11/20/18

MINUTES

S:.....20 at BGSU, 11/13/18
C:20 at BGSU, 11/13/18

Opponent	Date	qs	min	Total		3-Pointers		Free throws		Rebounds				pf	a	t/o	blk	stl	pts	avg
				fg-fga	pct	3fg-fga	pct	ft-fta	pct	off	def	tot	avg							
INDIANA STATE	11/7/18		11	0-3	.000	0-0	.000	1-2	.500	2	2	4	4.0	1	0	2	1	2	1	1.0
at Bowling Green	11/13/18		20	1-3	.333	1-3	.333	0-0	.000	2	3	5	4.5	3	2	0	1	2	3	2.0
at Southern Illinois	11/17/18		12	1-5	.200	0-2	.000	2-2	1.000	0	1	1	3.3	1	0	1	0	0	4	2.7
BLUEFIELD STATE	11/20/18		16	3-5	.600	0-2	.000	0-2	.000	3	5	8	4.5	2	3	2	0	2	6	3.5
at Appalachian State	11/25/18		17	0-5	.000	0-3	.000	0-0	.000	0	3	3	4.2	1	2	2	0	0	0	2.8
Totals		0	76	5-21	.238	1-10	.100	3-6	.500	7	14	21	4.2	8	7	7	2	6	14	2.8

Games played: 5
Minutes/game: 15.2
Points/game: 2.8
FG Pct: 23.8
3FG Pct: 10.0
FT Pct: 50.0

Rebounds/game: 4.2
Assists/game: 1.4
Turnovers/game: 1.4
Assist/turnover ratio: 1.0
Steals/game: 1.2
Blocks/game: 0.4

CAREER STATISTICS

Season	gp-gs	min/avg	Total		3-Point		F-Throws		Rebounds				Scoring					
			fg-fga	pct	fg-fga	pct	ft-fta	pct	off	def	tot	avg	pf	fo	ast	to	blk	stl
2018-19	5-0	76/15.2	5-21	.238	1-10	.100	3-6	.500	7	14	21	4.2	8	0	7	7	2	6
TOTAL	5-0	76/15.2	5-21	.238	1-10	.100	3-6	.500	7	14	21	4.2	8	0	7	7	2	6



10 ASHLEY SAINTIGENE

Career Superlatives		
	Sea.	Car.
10+ Pts:	0	4
20+ Pts:	0	0
5+ Rebs:	0	31
10+ Rebs:	0	6
5+ Asts:	0	0
2+ Blks:	0	19
2+ Stls:	0	3
Double-D:	0	3

2015-16 Marshall Women's Basketball
MARW Individual Game-by-Game (as of Nov 26, 2018)
All games

#10 SAINTIGENE, Ashley

Opponent	Date	qs	min	Total		3-Pointers		Free throws		Rebounds				pf	a	t/o	blk	stl	pts	avg
				fg-fga	pct	3fg-fga	pct	ft-fa	pct	off	def	tot	avg							
INDIANA STATE	11/7/18		dnp	-	-	-	-	-	-	-	-	-	-	-	-	-	-	-	-	-
at Southern Illinois	11/17/18		dnp	-	-	-	-	-	-	-	-	-	-	-	-	-	-	-	-	-
BLUEFIELD STATE	11/20/18		dnp	-	-	-	-	-	-	-	-	-	-	-	-	-	-	-	-	-
at Appalachian State	11/25/18		10	3-7	.429	0-0	.000	0-0	.000	1	1	2	2.0	4	0	3	1	0	6	6.0
Totals		0	10	3-7	.429	0-0	.000	0-0	.000	1	1	2	2.0	4	0	3	1	0	6	6.0

CAREER HIGHS

POINTS

S:..... 6 at App. State, 11/25/18
C: 18 vs. MFK, 12/20/16

FIELD GOALS

S:..... 3 at App. State, 11/25/18
C: 8 vs. MFK, 12/20/16

FGA

S:..... 7 at App. State, 11/25/18
C: 12 vs. MFK, 12/20/16

3-POINTERS

S:..... N/A
C: N/A

3PTA

S:..... N/A
C: N/A

FREE THROWS

S:..... N/A
C: 3 at Illinois, 11/11/16

FTA

S:..... N/A
C: 7 vs. MFK, 12/20/16

REBOUNDS

S:..... 2 at App. State, 11/25/18
C: 16 vs. Longwood, 11/10/17

ASSISTS

S:..... N/A
C: 3 vs. MFK, 12/20/16

BLOCKS

S:..... 1 at App. State, 11/25/18
C: 6 vs. Longwood, 11/10/17

STEALS

S:..... N/A
C: 4 vs. SIU, 12/2/17

MINUTES

S:..... 10 at App. State, 11/25/18
C: 33 vs. SIU, 12/2/17

Games played: 1

Minutes/game: 10.0

Points/game: 6.0

FG Pct: 42.9

Rebounds/game: 2.0

Turnovers/game: 3.0

Blocks/game: 1.0

CAREER STATISTICS

Season	gp-gs	min/avg	Total		3-Point		F-Throws		Rebounds				Scoring					
			fg-fga	pct	fg-fga	pct	ft-fa	pct	off	def	tot	avg	pf	fo	ast	to	blk	stl
2016-17	29-1	439/15.1	60-114	.526	0-0	.000	13-58	.224	87	88	175	6.0	73	2	14	50	42	10
2017-18	12-6	252/21.0	34-62	.548	0-0	.000	6-15	.400	31	50	81	6.8	29	1	9	23	22	9
TOTAL	41-7	691/16.9	94-176	.534	0-0	.000	19-73	.260	118	138	256	6.2	102	3	23	73	64	19



11 TAYLOR PORTER

Career Superlatives		
	Sea.	Car.
10+ Pts:	3	21
20+ Pts:	0	1
5+ Rebs:	3	18
10+ Rebs:	0	0
5+ Asts:	0	0
2+ Blks:	0	0
2+ Stls:	1	17
Double-D:	0	0

2015-16 Marshall Women's Basketball MARW Individual Game-by-Game (as of Nov 26, 2018) All games

#11 PORTER, Taylor

CAREER HIGHS

POINTS

S:.... 12 vs. Bluefield State, 11/20/18
C: 24 at Penn State, 12/3/16

FIELD GOALS

S:..... 4 vs. Bluefield State, 11/20/18
C: 7 vs. Charlotte, 2/8/17

FGA

S:.... 13 vs. Bluefield State, 11/20/18
C: 16 vs. Charlotte, 2/8/17

3-POINTERS

S:..... 2 vs. Bluefield State, 11/20/18
C: 4, 3x last at Penn St., 12/3/16

3PTA

S:..... 8 vs. Bluefield State, 11/20/18
C: 9 at Penn State, 12/3/16

FREE THROWS

S:..... 3 at BGSU, 11/13/18
C: 8, 2x last at Penn St., 12/3/16

FTA

S:..... 4 at BGSU, 11/13/18
C: 9 vs. MT, 2/27/16

REBOUNDS

S:..... 8 at SIU, 11/17/18
C: 8 2x last at SIU, 11/17/18

ASSISTS

S:..... 1 2x last at SIU, 11/17/18
C: 4 3x, last at UAB, 2/16/17

BLOCKS

S:..... 1 vs. Indiana State, 11/7/18
C: 1 3x, last at Rice, 3/2/17

STEALS

S:..... 5 vs. Bluefield State, 11/20/18
C: 5 vs. Bluefield State, 11/20/18

MINUTES

S:.... 28 vs. Bluefield State, 11/20/18
C: 37, 2x last at Penn St., 12/3/16

Opponent	Date	gs	min	Total		3-Pointers		Free throws		Rebounds				pf	a	t/o	blk	stl	pts	avg
				fg-fga	pct	3fg-fga	pct	ft-fa	pct	off	def	tot	avg							
INDIANA STATE	11/7/18	*	21	2-9	.222	1-5	.200	0-0	.000	1	2	3	3.0	4	1	3	1	1	5	5.0
at Bowling Green	11/13/18	*	24	3-12	.250	1-6	.167	3-4	.750	2	2	4	3.5	2	0	2	0	1	10	7.5
at Southern Illinois	11/17/18	*	27	3-10	.300	0-4	.000	2-2	1.000	2	6	8	5.0	2	1	1	0	1	8	7.7
BLUEFIELD STATE	11/20/18	*	28	4-13	.308	2-8	.250	2-2	1.000	4	1	5	5.0	1	0	0	0	5	12	8.8
at Appalachian State	11/25/18	*	24	1-7	.143	0-2	.000	0-0	.000	1	4	5	5.0	4	0	1	0	0	2	7.4
Totals		5	124	13-51	.255	4-25	.160	7-8	.875	10	15	25	5.0	13	2	7	1	8	37	7.4

Games played: 5

Minutes/game: 24.8

Points/game: 7.4

FG Pct: 25.5

3FG Pct: 16.0

FT Pct: 87.5

Rebounds/game: 5.0

Assists/game: 0.4

Turnovers/game: 1.4

Assist/turnover ratio: 0.3

Steals/game: 1.6

Blocks/game: 0.2

CAREER STATISTICS

			Total		3-Point		F-Throws		Rebounds										Scoring	
Season	gp-gs	min/avg	fg-fga	pct	fg-fga	pct	ft-fa	pct	off	def	tot	avg	pf	fo	ast	to	blk	stl	pts	avg
2015-16	32-28	865/27.0	85-215	.395	41-121	.339	53-61	.869	23	63	86	2.7	78	1	53	47	0	38	264	8.3
2016-17	21-12	531/25.3	59-177	.333	29-91	.319	30-39	.769	9	57	66	3.1	46	0	37	42	4	24	177	8.4
2018-19	5-5	124/24.8	13-51	.255	4-25	.160	7-8	.875	10	15	25	5.0	13	0	2	7	1	8	37	7.4
TOTAL	58-45	1520/26.2	157-443	.354	74-237	.312	90-108	.833	42	135	177	3.1	137	1	92	96	5	70	478	8.2



14 SHAYNA GORE

Career Superlatives		
	Sea.	Car.
10+ Pts:	3	74
20+ Pts:	2	31
30+ Pts:	1	2
5+ Rebs:	2	18
10+ Rebs:	0	1
5+ Asts:	0	9
2+ Blks:	1	1
2+ Stls:	3	40
Double-D:	0	1

2015-16 Marshall Women's Basketball MARW Individual Game-by-Game (as of Nov 26, 2018) All games

#14 GORE, Shayna

CAREER HIGHS

POINTS

S:.....34 at BGSU, 11/13/18

C:34 at BGSU, 11/13/18

FIELD GOALS

S:.....11 at BGSU, 11/13/18

C:12 at Charlotte, 2/2/18

FGA

S:.....21 at BGSU, 11/13/18

C: 26 vs. Charlotte, 3/8/17

3-POINTERS

S:.....6 at BGSU, 11/13/18

C:8 at Charlotte, 2/2/18

3PTA

S:.....13 at BGSU, 11/13/18

C:14 at Charlotte, 2/2/18

FREE THROWS

S:.....6 at BGSU, 11/13/18

C: 8, 3x last at WKU, 2/17/18

FTA

S:.....6 at BGSU, 11/13/18

C:10 2x, last vs. USM, 2/2/17

REBOUNDS

S:..... 5 2x last vs. BSC, 11/20/18

C: 10 vs. FIU, 1/28/18

ASSISTS

S:..... 3 at SIU, 11/17/18

C: 8 vs. MFK, 12/20/16

BLOCKS

S:..... 2 at App. State, 11/25/18

C: 2 at App. State, 11/25/18

STEALS

S:.....4 at BGSU, 11/13/18

C:7 vs. KCU, 12/18/17

MINUTES

S:..... 34 vs. Indiana State, 11/7/18

C:39 2x last vs UTSA, 2/8/18

Opponent	Date	qs	min	Total		3-Pointers		Free throws		Rebounds										
				fg-fga	pct	3fg-fga	pct	ft-fa	pct	off	def	tot	avg	pf	a	t/o	blk	stl	pts	avg
INDIANA STATE	11/7/18	*	34	3-14	.214	2-8	.250	4-4	1.000	0	5	5	5.0	4	2	2	0	1	12	12.0
at Bowling Green	11/13/18	*	33	11-21	.524	6-13	.462	6-6	1.000	0	3	3	4.0	2	2	0	0	4	34	23.0
at Southern Illinois	11/17/18	*	28	2-14	.143	1-8	.125	0-0	.000	0	1	1	3.0	3	3	0	1	1	5	17.0
BLUEFIELD STATE	11/20/18	*	27	7-11	.636	3-6	.500	5-5	1.000	1	4	5	3.5	1	2	1	0	2	22	18.3
at Appalachian State	11/25/18	*	30	2-10	.200	1-4	.250	3-4	.750	0	4	4	3.6	2	2	1	2	2	8	16.2
Totals			5	152	25-70	.357	13-39	.333	18-19	.947	1	17	18	3.6	12	11	4	3	10	16.2

Games played: 5

Minutes/game: 30.4

Points/game: 16.2

FG Pct: 35.7

3FG Pct: 33.3

FT Pct: 94.7

Rebounds/game: 3.6

Assists/game: 2.2

Turnovers/game: 0.8

Assist/turnover ratio: 2.8

Steals/game: 2.0

Blocks/game: 0.6

CAREER STATISTICS

			Total		3-Point		F-Throws			Rebounds										Scoring	
Season	gp-gs	min/avg	fg-fga	pct	fg-fga	pct	ft-fa	pct	off	def	tot	avg	pf	fo	ast	to	blk	stl	pts	avg	
2015-16	32-3	779/24.3	120-301	.399	51-173	.295	54-66	.818	19	80	99	3.1	55	0	57	81	0	34	345	10.8	
2016-17	30-30	934/31.1	179-404	.443	70-188	.372	98-127	.772	18	60	78	2.6	56	0	87	89	2	55	526	17.5	
2017-18	29-25	900/31.0	200-445	.449	86-215	.400	82-95	.863	15	83	98	3.4	62	0	71	87	2	50	568	19.6	
2018-19	5-5	152/30.4	25-70	.357	13-39	.333	18-19	.947	1	17	18	3.6	12	0	11	4	3	10	81	16.2	
TOTAL	96-63	2765/28.8	524-1220	.430	220-615	.358	252-307	.821	53	240	293	3.1	185	0	226	261	7	149	1520	15.8	



15 TANA DRIVER

Career Superlatives		
	Sea.	Car.
10+ Pts:	0	1
20+ Pts:	0	0
5+ Rebs:	0	0
10+ Rebs:	0	0
5+ Asts:	0	2
2+ Blks:	0	0
2+ Stls:	1	10
Double-D:	0	0

2015-16 Marshall Women's Basketball MARW Individual Game-by-Game (as of Nov 26, 2018) All games

#15 DRIVER, Tana

CAREER HIGHS

POINTS

S:.. 2 2x last at App. State, 11/25/18

C: 12 vs. KCU, 12/18/17

FIELD GOALS

S:.. 1 2x last at App. State, 11/25/18

C: 3 2x, last vs. KCU, 12/18/17

FGA

S:..... 3 vs. Bluefield State, 11/20/18

C: 7 at Florida, 12/10/17

3-POINTERS

S:..... N/A

C: 2 at Florida, 12/10/17

3PTA

S:..... 1 vs. Bluefield State, 11/20/18

C: 6 at Florida, 12/10/17

FREE THROWS

S:..... N/A

C: 5 vs. KCU, 12/18/17

FTA

S:..... N/A

C: 6 vs. KCU, 12/18/17

REBOUNDS

S:..... N/A

C: 4 4x last vs UTSA, 2/8/18

ASSISTS

S:..... 4 vs. Bluefield State, 11/20/18

C: 7 vs. Morgan St., 12/6/17

BLOCKS

S:..... N/A

C: N/A

STEALS

S:..... 2 vs. Bluefield State, 11/20/18

C: 4 at FIU, 1/7/18

MINUTES

S:..... 9 vs. Bluefield State, 11/20/18

C: 34 vs. Morgan St., 12/6/17

Opponent	Date	gs	min	Total		3-Pointers		Free throws		Rebounds								pts	avg
				fg-fga	pct	3fg-fga	pct	ft-fga	pct	off	def	tot	avg	pf	a	t/o	blk	stl	
INDIANA STATE	11/7/18	6		0-1	.000	0-0	.000	0-0	.000	0	0	0	0.0	0	0	0	0	0	0.0
at Southern Illinois	11/17/18	6		0-0	.000	0-0	.000	0-0	.000	0	0	0	0.0	1	1	2	0	0	0.0
BLUEFIELD STATE	11/20/18	9		1-3	.333	0-1	.000	0-0	.000	0	0	0	0.0	1	4	3	0	2	0.7
at Appalachian State	11/25/18	6		1-1	1.000	0-0	.000	0-0	.000	0	0	0	0.0	0	0	1	0	0	1.0
Totals		0	27	2-5	.400	0-1	.000	0-0	.000	0	0	0	0.0	2	5	6	0	2	4 1.0

Games played: 4

Minutes/game: 6.8

Points/game: 1.0

FG Pct: 40.0

3FG Pct: 0.0

Assists/game: 1.3


Turnovers/game: 1.5

Assist/turnover ratio: 0.8

Steals/game: 0.5

CAREER STATISTICS

			Total		3-Point		F-Throws		Rebounds											Scoring	
Season	gp-gs	min/avg	fg-fga	pct	fg-fga	pct	ft-fta	pct	off	def	tot	avg	pf	fo	ast	to	blk	stl	pts	avg	
2016-17	20-0	153/7.7	4-20	.200	1-9	.111	6-8	.750	4	8	12	0.6	12	0	11	17	0	4	15	0.8	
2017-18	29-4	401/13.8	13-44	.295	8-21	.381	10-21	.476	13	25	38	1.3	36	1	45	26	0	29	44	1.5	
2018-19	4-0	27/6.8	2-5	.400	0-1	.000	0-0	.000	0	0	0	0.0	2	0	5	6	0	2	4	1.0	
TOTAL	53-4	581/11.0	19-69	.275	9-31	.290	16-29	.552	17	33	50	0.9	50	1	61	49	0	35	63	1.2	



20 TAYLOR PEARSON

Career Superlatives		
	Sea.	Car.
10+ Pts:	1	4
20+ Pts:	0	0
5+ Rebs:	3	11
10+ Rebs:	0	0
5+ Asts:	1	1
2+ Blks:	0	0
2+ Stls:	2	4
Double-D:	0	0

2015-16 Marshall Women's Basketball MARW Individual Game-by-Game (as of Nov 26, 2018) All games

#20 PEARSON, Taylor

CAREER HIGHS

POINTS

S:..... 10 at SIU, 11/17/18
C: 12 2x last vs. FAU, 3/1/18

FIELD GOALS

S:..... 5 at SIU, 11/17/18
C: 5 2x last at SIU, 11/17/18

FGA

S:..... 8 at App. State, 11/25/18
C: 9 3x last at FAU, 1/5/18

3-POINTERS

S:..... 1 vs. Indiana State, 11/7/18
C: 2 2x last vs. FAU, 3/1/18

3PTA

S:..... 4 2x last at BGSU, 11/13/18
C: 6 vs. Longwood, 11/10/17

FREE THROWS

S:..... 2 2x last vs. BSC, 11/20/18
C: 4 3x last vs. UTSA, 2/8/18

FTA

S:..... 4 at BGSU, 11/13/18
C: 7 at Rice, 2/22/18

REBOUNDS

S:..... 8 vs. Indiana State, 11/7/18
C: . 8 2x last vs. Indiana St., 11/7/18

ASSISTS

S:..... 5 vs. Indiana State, 11/7/18
C: 5 vs. Indiana State, 11/7/18

BLOCKS

S:..... 1 vs. Indiana State, 11/7/18
C: . 1 3x last vs. Indiana St., 11/7/18

STEALS

S:..... 2 2x last App. State, 11/25/18
C: 3 vs. KCU, 12/18/17

MINUTES

S:..... 34 vs. Indiana State, 11/7/18
C: 34 vs. Indiana State, 11/7/18

Opponent	Date	qs	min	Total		3-Pointers		Free throws		Rebounds				pf	a	t/o	blk	stl	pts	avg	
				fg-fga	pct	3fg-fga	pct	ft-fita	pct	off	def	tot	avg								
INDIANA STATE	11/7/18	*	34	1-7	.143	1-4	.250	1-2	.500	2	6	8	8.0	1	5	0	1	1	4	4.0	
at Bowling Green	11/13/18	*	25	2-7	.286	0-4	.000	2-4	.500	1	2	3	5.5	4	0	2	0	0	6	5.0	
at Southern Illinois	11/17/18	*	23	5-7	.714	0-1	.000	0-2	.000	1	5	6	5.7	2	1	2	0	2	10	6.7	
BLUEFIELD STATE	11/20/18	*	18	1-7	.143	0-3	.000	2-2	1.000	1	5	6	5.8	0	1	1	0	1	4	6.0	
at Appalachian State	11/25/18	*	19	1-8	.125	0-2	.000	0-0	.000	0	3	3	5.2	1	0	2	0	2	2	5.2	
Totals			5	119	10-36	.278	1-14	.071	5-10	.500	5	21	26	5.2	8	7	7	1	6	26	5.2

Games played: 5
Minutes/game: 23.8
Points/game: 5.2
FG Pct: 27.8
3FG Pct: 7.1
FT Pct: 50.0

Rebounds/game: 5.2
Assists/game: 1.4
Turnovers/game: 1.4
Assist/turnover ratio: 1.0
Steals/game: 1.2
Blocks/game: 0.2

CAREER STATISTICS

Season	gp-gs	min/avg	Total		3-Point		F-Throws		Rebounds				Scoring					
			fg-fga	pct	fg-fga	pct	ft-fita	pct	off	def	tot	avg	pf	fo	ast	to	blk	stl
2017-18	29-4	572/19.7	54-140	.386	14-51	.275	40-55	.727	33	61	94	3.2	57	0	30	44	2	13
2018-19	5-5	119/23.8	10-36	.278	1-14	.071	5-10	.500	5	21	26	5.2	8	0	7	7	1	6
TOTAL	34-9	691/20.3	64-176	.364	15-65	.231	45-65	.692	38	82	120	3.5	65	0	37	51	3	19



21 BRIANNA TONEY

Career Superlatives		
	Sea.	Car.
10+ Pts:	0	0
20+ Pts:	0	0
5+ Rebs:	0	0
10+ Rebs:	0	0
5+ Asts:	0	0
2+ Blks:	1	1
2+ Stls:	0	0
Double-D:	0	0

2015-16 Marshall Women's Basketball MARW Individual Game-by-Game (as of Nov 26, 2018) All games

#21 TONEY, Brianna

CAREER HIGHS

POINTS

S:..... 2 vs. Bluefield State, 11/20/18
C: 5 2x, last at NT, 2/24/18

FIELD GOALS

S:..... 1 vs. Bluefield State, 11/20/18
C: 2 2x last at NT, 2/24/18

FGA

S:..... 3 vs. Bluefield State, 11/20/18
C: 5 vs Alice Lloyd, 12/30/17

3-POINTERS

S:..... N/A
C: 1 4x last at NT, 2/24/18

3PTA

S:..... 2 vs. Bluefield State, 11/20/18
C: 2 2x last at NT, 2/24/18

FREE THROWS

S:..... N/A
C: 1 at Rice, 2/22/18

FTA

S:..... N/A
C: 2 at Rice, 2/22/18

REBOUNDS

S:..... 3 vs. Bluefield State, 11/20/18
C: 3 3x last at NT, 2/24/18

ASSISTS

S:..... N/A
C: N/A

BLOCKS

S:..... 2 vs. Bluefield State, 11/20/18
C: 2 vs. Bluefield State, 11/20/18

STEALS

S:..... 1 2x last vs. BSC, 11/20/18
C: 1 at BGSU, 11/13/18

MINUTES

S:..... 12 at BGSU, 11/13/18
C: 12 at BGSU, 11/13/18

Opponent	Date	qs	min	Total		3-Pointers		Free throws		Rebounds				pf	a	t/o	blk	stl	pts	avg
				fg-fga	pct	3fg-fga	pct	ft-fa	pct	off	def	tot	avg							
INDIANA STATE	11/7/18		dnp	-	-	-	-	-	-	-	-	-	-	-	-	-	-	-	-	-
at Bowling Green	11/13/18	12		0-2	.000	0-1	.000	0-0	.000	0	2	2	2.0	2	0	1	0	1	0	0.0
at Southern Illinois	11/17/18	3		0-0	.000	0-0	.000	0-0	.000	0	0	0	1.0	1	0	1	0	0	0	0.0
BLUEFIELD STATE	11/20/18	8		1-3	.333	0-2	.000	0-0	.000	1	2	3	1.7	1	0	1	2	1	2	0.7
at Appalachian State	11/25/18		dnp	-	-	-	-	-	-	-	-	-	-	-	-	-	-	-	-	-
Totals		0	23	1-5	.200	0-3	.000	0-0	.000	1	4	5	1.7	4	0	3	2	2	2	0.7

Games played: 3

Minutes/game: 7.7

Points/game: 0.7

FG Pct: 20.0

3FG Pct: 0.0

Rebounds/game: 1.7

Turnovers/game: 1.0

Steals/game: 0.7

Blocks/game: 0.7

CAREER STATISTICS

			Total		3-Point		F-Throws		Rebounds										Scoring	
Season	gp-gs	min/avg	fg-fga	pct	fg-fga	pct	ft-fa	pct	off	def	tot	avg	pf	fo	ast	to	blk	stl	pts	avg
2017-18	12-0	48/4.0	8-17	.471	4-7	.571	1-2	.500	4	8	12	1.0	5	0	0	0	1	1	21	1.8
2018-19	3-0	23/7.7	1-5	.200	0-3	.000	0-0	.000	1	4	5	1.7	4	0	0	3	2	2	2	0.7
TOTAL	15-0	71/4.7	9-22	.409	4-10	.400	1-2	.500	5	12	17	1.1	9	0	0	3	3	3	23	1.5



22 KHADAIJIA BROOKS

Career Superlatives		
	Sea.	Car.
10+ Pts:	2	8
20+ Pts:	0	1
5+ Rebs:	2	20
10+ Rebs:	2	7
5+ Asts:	0	1
2+ Blks:	2	7
2+ Stls:	1	6
Double-D:	1	4

2015-16 Marshall Women's Basketball MARW Individual Game-by-Game (as of Nov 26, 2018) All games

#22 BROOKS, Khadaija

CAREER HIGHS

POINTS

S:..... 16 vs. Indiana State, 11/7/18
C: 22 vs. MFK, 12/20/16

FIELD GOALS

S:..... 7 vs. Indiana State, 11/7/18
C: 8 vs. MFK, 12/20/16

FGA

S:..... 13 vs. Indiana State, 11/7/18
C: 13 vs. Indiana State, 11/7/18

3-POINTERS

S:..... 4 at App. State, 11/25/18
C: .4 2x last at App. State, 11/25/18

3PTA

S:..... 7 at App. State, 11/25/18
C: 7 at App. State, 11/25/18

FREE THROWS

S:..... 2 vs. Indiana State, 11/7/18
C: 4 twice, last at Charlotte, 1/7/17

FTA

S:..... 4 vs. Bluefield State, 11/20/18
C: 4 twice, last at Charlotte, 1/7/17

REBOUNDS

S:..... 11 2x last vs. BSC, 11/20/18
C: 12 vs. MFK, 12/20/16

ASSISTS

S:..1 3x last at App. State, 11/25/18
C: 5 vs. Southern Miss, 2/2/17

BLOCKS

S:..... 2 2x last vs. BSC, 11/20/18
C: ...3 twice, last vs. MFK, 12/20/16

STEALS

S:..... 2 vs. Bluefield State, 11/20/18
C: 3 vs. UTSA, 2/6/16

MINUTES

S:..... 32 vs. Indiana State, 11/7/18
C:38 twice, last vs. USM, 2/2/17

Opponent	Date	qs	min	Total		3-Pointers		Free throws		Rebounds											
				fg-fga	pct	3fg-fga	pct	ft-fra	pct	off	def	tot	avg	pf	a	t/o	blk	stl	pts	avg	
INDIANA STATE	11/7/18	*	32	7-13	.538	0-1	.000	2-2	1.000	1	10	11	11.0	2	0	5	2	0	16	16.0	
at Bowling Green	11/13/18	*	19	1-7	.143	0-4	.000	0-0	.000	0	2	2	6.5	2	1	1	1	0	2	9.0	
at Southern Illinois	11/17/18	*	26	1-3	.333	0-1	.000	1-2	.500	1	0	1	4.7	2	0	4	1	0	3	7.0	
BLUEFIELD STATE	11/20/18	*	20	3-12	.250	0-2	.000	2-4	.500	5	6	11	6.3	2	1	0	2	2	8	7.3	
at Appalachian State	11/25/18	*	20	4-7	.571	4-7	.571	0-0	.000	1	2	3	5.6	2	1	1	0	0	12	8.2	
Totals			5	117	16-42	.381	4-15	.267	.625	8	20	28	5.6	10	3	11	6	2	41	8.2	

Games played: 5

Minutes/game: 23.4

Points/game: 8.2

FG Pct: 38.1

3FG Pct: 26.7

FT Pct: 62.5

Rebounds/game: 5.6

Assists/game: 0.6

Turnovers/game: 2.2

Assist/turnover ratio: 0.3

Steals/game: 0.4

Blocks/game: 1.2

CAREER STATISTICS

		Total		3-Point		F-Throws		Rebounds										Scoring		
Season	gp-gs	min/avg	fg-fga	pct	fg-fga	pct	ft-fta	pct	off	def	tot	avg	pf	fo	ast	to	blk	stl	pts	avg
2015-16	31-0	234/7.5	18-47	.383	1-6	.167	5-10	.500	17	37	54	1.7	24	0	15	20	10	9	42	1.4
2016-17	22-21	647/29.4	66-133	.496	20-57	.351	19-28	.679	41	102	143	6.5	40	0	33	26	14	18	171	7.8
2018-19	5-5	117/23.4	16-42	.381	4-15	.267	5-8	.625	8	20	28	5.6	10	0	3	11	6	2	41	8.2
TOTAL	58-26	998/17.2	100-222	.450	25-78	.321	29-46	.630	66	159	225	3.9	74	0	51	57	30	29	254	4.4



23 KRISTEN MAYO

Career Superlatives		
	Sea.	Car.
10+ Pts:	4	13
20+ Pts:	0	0
5+ Rebs:	1	2
10+ Rebs:	0	0
5+ Asts:	1	5
2+ Blks:	0	0
2+ Stls:	2	9
Double-D:	0	0

2015-16 Marshall Women's Basketball MARW Individual Game-by-Game (as of Nov 26, 2018) All games

#23 MAYO, Kristen

CAREER HIGHS

POINTS

S:.... 13 vs. Bluefield State, 11/20/18
C: 14 2x, last at TSU, 12/21/17

FIELD GOALS

S:..... 5 vs. Bluefield State, 11/20/18
C: 6 at Cleveland State, 11/19/17

FGA

S:.... 12 vs. Bluefield State, 11/20/18
C: 16 at FIU, 1/7/18

3-POINTERS

S:..... 2 3x last vs. BSC, 11/20/18
C: 3 vs. App. State, 12/16/17

3PTA

S:..... 5 vs. Bluefield State, 11/20/18
C: 7 at Cleveland State, 11/19/17

FREE THROWS

S:..... 4 vs. Indiana State, 11/7/18
C: 5 vs. UTSA, 2/8/18

FTA

S:..... 4 vs. Indiana State, 11/7/18
C: 6 vs. UTSA, 2/8/18

REBOUNDS

S:..... 5 at BGSU, 11/13/18
C: 5 2x last at BGSU, 11/13/18

ASSISTS

S:..... 6 at BGSU, 11/13/18
C: 7 at Charlotte, 2/2/18

BLOCKS

S:..... N/A
C: 1 2x last vs. UAb, 2/10/18

STEALS

S:..... 2 2x last at SIU, 11/17/18
C: 4 2x last at Charlotte, 2/2/18

MINUTES

S: 31 2x last at App. State, 11/25/18
C: 36 vs. UTSA, 2/8/18

Opponent	Date	qs	min	Total		3-Pointers		Free throws		Rebounds									
				fg-fga	pct	3fg-fga	pct	ft-fa	pct	off	def	tot	avg	pf	a	t/o	blk	stl	pts
INDIANA STATE	11/7/18	*	31	2-6	.333	2-4	.500	4-4	1.000	0	1	1	1.0	3	2	3	0	2	10
at Bowling Green	11/13/18	*	29	3-6	.500	1-4	.250	2-2	1.000	0	5	5	3.0	2	6	2	0	1	9
at Southern Illinois	11/17/18	*	28	3-7	.429	2-3	.667	2-2	1.000	0	3	3	3.0	3	2	5	0	2	10
BLUEFIELD STATE	11/20/18	*	26	5-12	.417	2-5	.400	1-1	1.000	1	3	4	3.3	2	2	2	0	1	13
at Appalachian State	11/25/18	*	31	4-10	.400	1-3	.333	2-2	1.000	0	3	3	3.2	3	4	0	0	0	11
Totals			5	145	17-41	.415	8-19	.421	11-11	1.000	1	15	16	3.2	13	16	12	0	53

Games played: 5
Minutes/game: 29.0
Points/game: 10.6
FG Pct: 41.5
3FG Pct: 42.1
FT Pct: 100.0

Rebounds/game: 3.2
Assists/game: 3.2
Turnovers/game: 2.4
Assist/turnover ratio: 1.3
Steals/game: 1.2

CAREER STATISTICS

			Total		3-Point		F-Throws		Rebounds											Scoring	
Season	gp-gs	min/avg	fg-fga	pct	fg-fga	pct	ft-fa	pct	off	def	tot	avg	pf	fo	ast	to	blk	stl	pts	avg	
2017-18	29-25	821/28.3	70-214	.327	34-94	.362	31-42	.738	7	67	74	2.6	57	0	85	75	2	31	205	7.1	
2018-19	5-5	145/29.0	17-41	.415	8-19	.421	11-11	1.000	1	15	16	3.2	13	0	16	12	0	6	53	10.6	
TOTAL	34-30	966/28.4	87-255	.341	42-113	.372	42-53	.792	8	82	90	2.6	70	0	101	87	2	37	258	7.6	



33 Aerial Adkins

Career Superlatives		
	Sea.	Car.
10+ Pts:	0	0
20+ Pts:	0	0
5+ Rebs:	0	0
10+ Rebs:	0	0
5+ Asts:	0	0
2+ Blks:	0	0
2+ Stls:	0	0
Double-D:	0	0

2015-16 Marshall Women's Basketball MARW Individual Game-by-Game (as of Nov 26, 2018) All games

#33 ADKINS, Aerial

CAREER HIGHS

POINTS

S:..... N/A
C:..... N/A

FIELD GOALS

S:..... N/A
C:..... N/A

FGA

S:..... 3 vs. Bluefield State, 11/20/18
C: 3 vs. Bluefield State, 11/20/18

3-POINTERS

S:..... N/A
C:..... N/A

3PTA

S:..... 2 vs. Bluefield State, 11/20/18
C: 2 vs. Bluefield State, 11/20/18

FREE THROWS

S:..... N/A
C:..... N/A

FTA

S:..... N/A
C:..... N/A

REBOUNDS

S:..... 4 vs. Bluefield State, 11/20/18
C: 4 vs. Bluefield State, 11/20/18

ASSISTS

S:..... N/A
C:..... N/A

BLOCKS

S:..... 1 vs. Bluefield State, 11/20/18
C: 1 vs. Bluefield State, 11/20/18

STEALS

S:..... 1 vs. Bluefield State, 11/20/18
C: 1 vs. Bluefield State, 11/20/18

MINUTES

S:..... 6 vs. Bluefield State, 11/20/18
C: 6 vs. Bluefield State, 11/20/18

Opponent	Date	qs	min	Total		3-Pointers		Free throws		Rebounds				pf	a	t/o	blk	stl	pts	avg
				fg-fga	pct	3fg-fga	pct	ft-fta	pct	off	def	tot	avg							
INDIANA STATE	11/7/18		dnp	-	-	-	-	-	-	-	-	-	-	-	-	-	-	-	-	-
at Southern Illinois	11/17/18		dnp	-	-	-	-	-	-	-	-	-	-	-	-	-	-	-	-	-
BLUEFIELD STATE	11/20/18	6		0-3	.000	0-2	.000	0-0	.000	1	3	4	4.0	1	0	0	1	1	0	0.0
at Appalachian State	11/25/18		dnp	-	-	-	-	-	-	-	-	-	-	-	-	-	-	-	-	-
Totals		0	6	0-3	.000	0-2	.000	0-0	.000	1	3	4	4.0	1	0	0	1	1	0	0.0

Games played: 1
Minutes/game: 6.0
FG Pct: 0.0
3FG Pct: 0.0

Rebounds/game: 4.0
Steals/game: 1.0
Blocks/game: 1.0

CAREER STATISTICS

			Total		3-Point		F-Throws		Rebounds										Scoring	
Season	gp-gs	min/avg	fg-fga	pct	fg-fga	pct	ft-fta	pct	off	def	tot	avg	pf	fo	ast	to	blk	stl	pts	avg
2018-19	1-0	6/6.0	0-3	.000	0-2	.000	0-0	.000	1	3	4	4.0	1	0	0	0	1	1	0	0.0
TOTAL	1-0	6/6.0	0-3	.000	0-2	.000	0-0	.000	1	3	4	4.0	1	0	0	0	1	1	0	0.0



34 Lorelei Roper

Career Superlatives		
	Sea.	Car.
10+ Pts:	0	0
20+ Pts:	0	0
5+ Rebs:	2	2
10+ Rebs:	0	0
5+ Asts:	0	0
2+ Blks:	0	0
2+ Stls:	0	0
Double-D:	0	0

2015-16 Marshall Women's Basketball MARW Individual Game-by-Game (as of Nov 26, 2018) All games

#34 ROPER, Lorelei

CAREER HIGHS

POINTS

S:.....9 at App. State, 11/25/18
C:9 at App. State, 11/25/18

FIELD GOALS

S:..3 2x last at App. State, 11/25/18
C: .3 2x last at App. State, 11/25/18

FGA

S:..4 2x last at App. State, 11/25/18
C: .4 2x last at App. State, 11/25/18

3-POINTERS

S:..... N/A
C: N/A

3PTA

S:..... N/A
C: N/A

FREE THROWS

S:.....3 at App. State, 11/25/18
C:3 at App. State, 11/25/18

FTA

S:.....5 at App. State, 11/25/18
C:5 at App. State, 11/25/18

REBOUNDS

S:.....8 vs. Bluefield State, 11/20/18
C:8 vs. Bluefield State, 11/20/18

ASSISTS

S:..1 3x last at App. State, 11/25/18
C: .1 3x last at App. State, 11/25/18

BLOCKS

S:..1 4x last at App. State, 11/25/18
C: .1 4x last at App. State, 11/25/18

STEALS

S:.....1 2x last vs. BSC, 11/20/18
C:1 2x last vs. BSC, 11/20/18

MINUTES

S:.....22 at App. State, 11/25/18
C:22 at App. State, 11/25/18

Opponent	Date	gs	min	Total		3-Pointers		Free throws		Rebounds				pf	a	t/o	blk	stl	pts	avg
				fg-fga	pct	3fg-fga	pct	ft-fta	pct	off	def	tot	avg							
INDIANA STATE	11/7/18		9	1-2	.500	0-0	.000	1-3	.333	2	1	3	3.0	3	1	1	1	1	3	3.0
at Bowling Green	11/13/18		13	0-2	.000	0-0	.000	0-2	.000	0	0	0	1.5	4	1	2	1	0	0	1.5
at Southern Illinois	11/17/18		20	2-3	.667	0-0	.000	1-2	.500	1	3	4	2.3	3	0	1	0	0	5	2.7
BLUEFIELD STATE	11/20/18		16	3-4	.750	0-0	.000	1-4	.250	3	5	8	3.8	1	0	0	1	1	7	3.8
at Appalachian State	11/25/18		22	3-4	.750	0-0	.000	3-5	.600	1	5	6	4.2	4	1	3	1	0	9	4.8
Totals		0	80	9-15	.600	0-0	.000	6-16	.375	7	14	21	4.2	15	3	7	4	2	24	4.8

Games played: 5

Minutes/game: 16.0

Points/game: 4.8

FG Pct: 60.0

FT Pct: 37.5

Rebounds/game: 4.2

Assists/game: 0.6

Turnovers/game: 1.4

Assist/turnover ratio: 0.4

Steals/game: 0.4

Blocks/game: 0.8

CAREER STATISTICS

Season	gp-gs	min/avg	Total		3-Point		F-Throws		Rebounds				Scoring					
			fg-fga	pct	fg-fga	pct	ft-fta	pct	off	def	tot	avg	pf	fo	ast	to	blk	stl
2018-19	5-0	80/16.0	9-15	.600	0-0	.000	6-16	.375	7	14	21	4.2	15	0	3	7	4	2
TOTAL	5-0	80/16.0	9-15	.600	0-0	.000	6-16	.375	7	14	21	4.2	15	0	3	7	4	2

TV/RADIO ROSTER



0 KIA SIVILS
G - 5-7 - FR
LOUISVILLE, KY.



1 JOVANA VUCETIC
F - 6-1 - JR
LOZNICA, SERBIA



2 LOGAN FRALEY
G - 5-10 - SR
ASHLAND, KY.



5 PRINCESS CLEMONS
G/F - 5-11 - JR
CHESTER, PA.




10 ASHLEY SAINTIGENE
F - 6-2 - JR
LAUDERDALE LAKES, FLA.




11 TAYLOR PORTER
G - 5-8 - RS SR
LOUISA, KY.



14 SHAYNA GORE
G/F - 5-8 - SR
LOGAN, W.VA.



15 TANA DRIVER
G - 5-0 - RS JR
IRVING, TEXAS



20 TAYLOR PEARSON
F - 5-7 - SO
COLUMBUS, OHIO



21 BRIANNA TONEY
F - 5-11 - SO
BEXLEY, OHIO



22 KHADAIJIA BROOKS
G/F - 5-10 - RS-JR
BRISTOL, CONN



23 KRISTEN MAYO
G - 5-5 - SO
GRAYSON, KY.



33 AERIAL ADKINS
G/F - 5-10 - FR
WAYNE, W.VA.



34 LORELEI ROPER
F/C - 6-1 - FR
CHARLOTTE, N.C



TONY KEMPER
HEAD COACH
2ND SEASON



ADRIA CRAWFORD
ASSISTANT COACH
1ST SEASON



LAZAR MILINKOVIC
ASSISTANT COACH
3RD SEASON



STEPHANIE STOGLIN-REED
ASSISTANT COACH
3RD SEASON



ELIZABETH BROWN
DIRECTOR OF OPS.
1ST SEASON



KIANA EVANS
GRADUATE ASSISTANT
2ND SEASON