



2018-19 MARSHALL WOMEN'S BASKETBALL

#HerdFamily

GAME NOTES

Scott Hall, Marshall Sports Information | Email: hall133@marshall.edu

O: 304-696-4662 | C: 540-539-2032 | Twitter: @HerdWBB | Website: www.HerdZone.com

GAME INFORMATION

Date/Time: Saturday, November 17, 2018 - 3 p.m. ET

Site: Carbondale, Illinois - SIU Arena

Live Stats: www.siusalukis.com

Live Video: ESPN3

Radio Broadcast: 88.1 WMUL-FM

www.marshall.edu/wmul

Twitter Updates: @HerdWBB

Series: 5 meetings - Herd leads 3-2

Previous Meeting: December 2, 2017 in the Cam Henderson Center - SIU won 64-59.

SCHEDULE

DATE	OPPONENT	TIME
Nov. 7	INDIANA STATE	L, 62-53
13	at Bowling Green	L, 99-76
17	at Southern Illinois	3:00 p.m.
20	BLUEFIELD STATE	1:00 P.M.
25	at Appalachian State	2:00 p.m.
29	EVANSVILLE	6:00 P.M.
Dec. 1	COPPIN STATE	6:00 P.M.
4	at Wisconsin	8:00 p.m.
8	CLEVELAND STATE	5:00 P.M.
15	TENNESSEE STATE	2:00 P.M.
18	at Clemson	12:00 p.m.
22	TOWSON	1:00 P.M.
29	DELAWARE STATE	1:00 P.M.
Jan. 3	OLD DOMINION *	6:00 P.M.
5	CHARLOTTE *	1:00 P.M.
12	at WKU *	3:00 p.m.
17	at Florida Atlantic *	7:00 p.m.
19	at FIU *	2:00 p.m.
24	LOUISIANA TECH *	6:00 P.M.
26	SOUTHERN MISS *	1:00 P.M.
31	at UTEP *	9:00 p.m.
Feb. 2	at UTSA *	3:00 p.m.
7	NORTH TEXAS *	6:00 P.M.
9	RICE *	1:00 P.M.
14	at UAB *	7:00 p.m.
16	at Middle Tennessee *	6:00 p.m.
23	WKU *	1:00 P.M.
Mar. 2	at Old Dominion *	4:00 p.m.
7	FIU *	6:00 P.M.
13-16	C-USA Championship \$	TBA

All times Eastern. Game times subject to change. Home games in CAPS played at Cam Henderson Center in Huntington, W.Va.

* - Conference game

\$ - Conference USA Championship (Frisco, Texas)

THE TEAMS

2018-19 Non-Conference



Marshall
Thundering Herd
(0-2)

2018-19 CATEGORY LEADERS

Scoring/Game
Shayna Gore, 23.0
Rebounds/Game
Khadaijia Brooks, 6.5
Assists/Game
Kristen Mayo, 4.0

HEAD COACH
Tony Kemper (2nd season)
Overall: 9-22
at School: 9-22

TWITTER
@HerdWBB



Southern Illinois
Salukis
(1-1)

2018-19 CATEGORY LEADERS

Scoring/Game
Makenzie Silvey, 23.0
Rebounds/Game
Abby Brockmeyer, 12.0
Assists/Game
Brittany Patrick, 5.5

HEAD COACH
Robyn Fralick (6th season)
Overall: 357-286
at School: 76-81

TWITTER
@SIU_WBasketball

PROJECTED STARTERS (BASED ON PREVIOUS GAME)

No.	Name	Pos.	Ht.	Cl.	PPG	RPG	APG	Hometown
11	Taylor Porter	G	5-8	RS-Sr.	7.5	3.5	0.5	Louisa, Ky.
14	Shayna Gore	G	5-8	Sr.	23.0	4.0	2.0	Logan, W.Va.
20	Taylor Pearson	F	5-7	So.	5.0	5.5	2.5	Columbus, Ohio
22	Khadaijia Brooks	F	5-10	RS-Jr.	9.0	6.5	1.5*	Bristol, Conn.
23	Kristen Mayo	G	5-5	So.	9.5	3.0	4.0	Grayson, Ky.

*Blocks per game

READ IT, TWEET IT

In her first game back from injury in over a year, Khadaijia Brooks scored a double-double against Indiana State. The RS-Jr. had 16 points and 11 boards. She added 2 blocks as well.

@HerdWBB senior Shayna Gore has had 2 of the top-10 best single season scoring performances with 526 (10th) in 16-17 & 568 (8th) in 17-18.

Shayna Gore scored 34 at BGSU and passed Tynikki Crook (2007-11) for 4th all-time in scoring.

Shayna Gore tied the Stroth Center single-game points record with a career-high 34 in the loss at Bowling Green.

@HerdWBB currently sports 3 of the best 3-point shooters in program history. Gore is 1st with 215 made, Fralick is 13th with 74 and Porter is tied for 14th with 72.

@HerdWBB freshman G Kia Silvils scored 12 points and had 3 assists and no turnovers in 25 minutes of point guard action at BGSU.

Gore, Mayo and Brooks are a combined 18-for-18 from the free throw line through two games.

UP NEXT

Marshall returns to the Cam Henderson Center on Tuesday, Nov. 20 at 1 p.m. to play Bluefield State.

#THE HERD™

@HerdWBB

#IAmBecauseWeAre

PRONUNCIATION GUIDE

Players

0	Kia Sivils	Siv-ills
1	Jovana Vucetic	Yo-Vana Voo-Chet-itch
10	Ashley (Saintigene)	Saint-gene
15	(Tana) Driver	Tan-uh
22	(Khadaijia) Brooks	Cuh-DAY-juh
34	Lorelei Roper	Lore-UH-lie

Coaches

Lazar Milinkovic	Mill-ink-o-vitch
------------------	------------------

BY ELIGIBILITY.....

Redshirt Seniors (1)

11	Taylor Porter	Guard
----	---------------	-------

Seniors (2)

2	Logan Fraley	Guard
14	Shayna Gore	G/F

Redshirt Juniors (2)

15	Tana Driver	Guard
22	Khadaijia Brooks	G/F

Juniors (3)

1	Jovana Vucetic	Forward
5	Princess Clemons	G/F
10	Ashley Saintigene	Forward

Sophomores (3)

20	Taylor Pearson	Forward
21	Brianna Toney	Forward
23	Kristen Mayo	Guard

Freshmen (3)

0	Kia Sivils	Guard
33	Aeriel Adkins	G/F
34	Lorelei Roper	F/C

HOME

West Virginia (2)

14	Shayna Gore
33	Aeriel Adkins

Kentucky (4)

0	Kia Sivils
2	Logan Fraley
11	Taylor Porter
23	Kristen Mayo

Ohio (2)

20	Taylor Pearson
21	Brianna Toney

Connecticut (1)

4	Khadaijia Brooks
---	------------------

Florida (1)

10	Ashley Saintigene
----	-------------------

North Carolina (1)

34	Lorelei Roper
----	---------------

Pennsylvania (1)

5	Princess Clemons
---	------------------

Texas (1)

15	Tana Driver
----	-------------

Serbia (1)

1	Jovana Vucetic
---	----------------



ROSTER

NO.	NAME	POS.	HT.	YR.	HOMETOWN (LAST SCHOOL)
0	Kia Sivils	5-7	G	FR	Louisville, Ky. (Sacred Heart HS)
1	Jovana Vucetic	6-1	F	JR	Loznica, Serbia (Sunrise Christian Academy, Kan.)
2	Logan Fraley	5-10	G	SR	Ashland, Ky. (Boyd County HS)
5	Princess Clemons	5-11	G/F	FR	Chester, Pa. (San Jacinto College)
10	Ashley Saintigene	6-2	F	JR	Lauderdale Lakes, Fla. (Northeast HS)
11	Taylor Porter	5-8	G	RS SR	Louisa, Ky. (Murray State)
14	Shayna Gore	5-8	G/F	SR	Logan, W.Va. (Logan HS)
15	Tana Driver	5-0	G	RS JR	Irving, Texas (MacArthur HS)
20	Taylor Pearson	5-7	F	SO	Columbus, Ohio (Northland HS)
21	Brianna Toney	5-11	F	SO	Bexley, Ohio (Bexley HS)
22	Khadaijia Brooks	5-10	G/F	RS JR	Bristol, Conn. (Bristol Eastern HS)
23	Kristen Mayo	5-5	G	SO	Grayson, Ky. (East Carter HS)
33	Aeriel Adkins	5-10	G/F	FR	Wayne, W.Va. (Wayne HS)
34	Lorelei Roper	6-1	F/C	FR	Charlotte, N.C. (Carmel Christian HS)

Head Coach: Tony Kemper (2nd Season/7th with team)

Assistant Coach: Adria Crawford (1st Season)

Assistant Coach: Lazar Milinkovic (3rd Season)

Assistant Coach: Stephanie Stoglin-Reed (3rd Season)

Director of Operations: Elizabeth Brown (1st Season)

STARTING FIVE SUMMARY

#11 - Taylor Porter

- Began collegiate career at Murray State in 2013-14 before transferring to Marshall
- Missed all of the 2017-18 season with a medical redshirt.
- Has played 55 games in her Herd career with 42 starts.
- Tied for 14th all-time in program history with 72 made three-pointers.

#14 - Shayna Gore

- Can be found all throughout the record book.
- Fourth all-time in scoring with 1,485 points. Seventh all-time in fields goals made with 513. Fifth in field goals attempted with 1,185. First in three-pointers made with 215. First in three-pointers attempted with 597. Tied for fifth in three-point FG percentage 36.0. 15th in steals with 144 and 11th in free throws made with 244.
- In 2018, for the first time in career, did not open the season with at least 20 points.
- Set career-high with 34 points at Bowling Green which also tied the Stroh Center record for most points in a game. Set by Presley Hudson of Central Michigan on Jan. 14, 2017.

#20 - Taylor Pearson

- Recorded eight rebounds and led the Herd with five assists in her start against Indiana State (11/7).
- Grabbed her 100th career rebound against Indiana State (11/7).
- Averaged just under 20 minutes a game during freshman season. Played career-high 34 minutes against Indiana State (11/7).

#22 - Khadaijia Brooks

- Recorded fourth career double-double in season opener vs. Indiana State (11/7) with 16 points and 11 rebounds.
- Missed all of 2017-18 season with a medical redshirt.
- Grabbed her 200th career board against Indiana State (11/7).
- Was averaging 6.5 rebounds per contest in 2016-17 before missing the final eight games with a knee injury.

#23 - Kristen Mayo

- Has started 27 of 31 career appearances for Marshall.
- 224 career points.
- 93 career assists.

MARSHALL'S LARGEST IN 2018-19

Lead	7, vs. Indiana State (L, 62-53)
Deficit	27, at Bowling Green (L, 99-76)
Margin of Victory	N/A
Margin of Defeat	23, at Bowling Green (L, 99-76)
Halftime Lead	5, 30-25 vs. Indiana State (L, 62-53)
Halftime Deficit	22, 56-34 at Bowling Green (L, 99-76)
Deficit in Win	N/A
Lead in Loss	7, 21-14 vs. Indiana State (L, 62-53)
Halftime Deficit in Win	N/A
Halftime Lead in Loss	5, 30-25 vs. Indiana State (L, 62-53)

DOUBLE-DOUBLES IN 2018-19

Khadaijia Brooks	1
------------------	---

LED (TIED) THE TEAM IN...

	Pts.	Rebs.	Assts.	Blks.	Stls.
0 Sivils	-	-	-	-	1
1 Vucetic	-	-	-	-	-
2 Fraley	-	-	-	-	-
5 Clemons	-	1	-	1	1
10 Saintigene	-	-	-	-	-
11 Porter	-	-	-	-	-
14 Gore	1	-	-	-	1
15 Driver	-	-	-	-	-
20 Pearson	-	-	1	-	-
21 Toney	-	-	-	-	-
22 Brooks	1	1	-	2	-
23 Mayo	-	1	1	-	1
33 Adkins	-	-	-	-	-
34 Roper	-	-	-	1	-

NOTES

Last time out - at Bowling Green Nov. 13, 2018 - L, 99-76

Marshall could not overcome a hot shooting performance by the Falcons in the 23-point loss. Bowling Green shot 55 percent from the field and a blistering 57 percent from three. The Falcons led from start to finish. Marshall fought back in the second half, outscoring Bowling Green 23-20 in the third quarter and cutting the deficit from 20 down to 11 with just over seven minutes left in the fourth quarter. BGSU called a timeout and took back control. Herd senior guard Shayna Gore scored a career-best 34 points to tie a Stroh Center record, and passed Tynikki Crook (2007-11) for fourth place all-time with 1,485 career points. Gore hit six three-pointers in the game, which is also tied for the third most in program history. Freshman guard Kia Sivils scored 12 points and had three assists and no turnovers in her 25 minutes of action on the floor running the point.

Welcome Back

The season-opener against Indiana State saw the return of two players for Marshall who missed the 2017-18 season with medical redshirts. Taylor Porter and Khadaija Brooks both made their comebacks to the floor on Nov. 7, in the Cam Henderson Center. Brooks led Marshall with 16 points, 11 boards and added two blocks while shooting 7-of-13 from the floor. Porter struggled offensively from the field going 2-of-9 and 1-of-5 from three-point range. However, Porter's energy, intensity and toughness on the floor will be a welcomed sight back for Marshall in her senior season.

500 Field Goals

Senior Shayna Gore finished the 2017-18 season just one bucket short of 500 made for her career. With 2:14 left in the first quarter of the season-opener against Indiana State, Gore hit a three to become the eighth player in program history with 500 made field goals. After hitting two more baskets in the game, Gore moved into seventh all-time passing Sheila Johnson (1987-91). Gore currently has 513 after the BGSU contest. Next up is Marshall Athletics Hall of Famer Sikeetha Shepard-Hall (2002-06) and Karla May (1982-86) tied with 537.

Moving on up the ranks

Shayna Gore put up a career-best performance with 34 points against Bowling Green and moved into fourth place all-time in Marshall scoring history. Gore surpassed former Herd great Tynikki Crook (2007-11) in the third quarter and finished the game at 1,485 career points. Gore buried six three's, third time in her career with six or more, in helping to move ahead of Crook. Next up is recent Marshall Athletics Hall of Fame inductee Sikeetha Shepard-Hall (2002-06) for third all-time with 1,609.

GENERAL INFORMATION

Name	Marshall University
Founded	1837
Location	Huntington, W.Va.
Enrollment	13,324
Nickname	Thundering Herd
Colors	Kelly Green & White
Conference	Conference USA
Home	Cam Henderson Center/9,048
President	Dr. Jerry A. Gilbert (Duke)
Director of Athletics	Mike Hamrick (Marshall '80)

COACHING STAFF

Head Coach	Tony Kemper (Fort Hays '01)
Career record (seasons)	9-21 (2)
Record at Marshall (seasons)	9-21 (2)
Conference USA record	3-13
Assistant Coach	Adria Crawford
Assistant Coach	Lazar Milinkovic
Assistant Coach	Stephanie Stoglin-Reed
Director of Operations	Elizabeth Brown
Graduate Assistant	Kiana Evans

TEAM INFORMATION

2017-18 Record	9-20
2017-18 Conference USA Record/Finish	3-13/th
Starters Returning/Lost	3/2
Letterwinners Returning/Lost	10/3
Newcomers	4

PROGRAM HISTORY

First Year of Basketball	1969
Overall Record	661-688
Conference Championships	1 ('97/SoCon)
Regular Season Championships	5 ('85, '86, '87, '88, '89/SoCon)
NCAA Tournament Appearances	1 ('97, L, 69-49 vs. Colorado College)
Women's Basketball Invitational	1 ('15, W, 81-79 vs. NKU & L, 71-73 vs. Mercer)
Women's NIT Appearances	1 ('16, L, 76-68 at Ohio)

SPORTS INFORMATION

Asst. AD/Media Relations	Jason Corriher (NC State '00)
Office	(304) 696-4660
E-Mail	corriher@marshall.edu
Associate SID/SECONDARY WBB	Scott Hall (Marshall '08)
Office	(304) 696-4662
Cell	(540) 539-2032
E-Mail	hall133@marshall.edu
Sports Information Fax	(304) 696-2325
Press Row Phone	(304) 696-3303 or 7061
Mailing Address	Marshall University Sports Information P.O. Box 1360 Huntington, WV 25715
Overnight Address	Cam Henderson Center, Room 2036 1801 3rd Avenue Huntington, WV 25703
Official Athletics Website	www.Herdzone.com
Twitter	@HerdZone, @HerdWBB
Instagram	@HerdWBB
Facebook	Marshall Athletics, Marshall University Basketball

CONFERENCE USA

Phone	214-774-1300
Website	ConferenceUSA.com
Mailing Address	5201 N. O'Connor Blvd. Suite 300 Irving, TX 75039
Director, Media Relations	Tim McNamara
E-mail	tmcnamara@c-usa.org

2018-19 HERD IN THE RECORD BOOKS

CAREER

POINTS

1.	2746	Karen Pelphrey	1982-86
2.	2117	Kristina Behnfeldt	1995-99
3.	1609	Sikeytha Shepard-Hall	2002-06
4.	1485	Shayna Gore	2015-Present
5.	1476	Tynikki Crook	2007-11
6.	1371	Leah Scott	2013-16
7.	1360	Tammy Wiggins	1983-87
8.	1326	Sheila Johnson	1987-91
9.	1216	Karla May	1982-86
10.	1203	Kristi Huff	1988-92
11.	1191	Cindy McCauley	1994-98
12.	1154	Agnes Wheeler	1974-79
13.	1126	Mary Lopez	1975-79
14.	1118	Modupe Ishola	2003-07
15.	1105	Tracy Krueger	1988-93
16.	1094	Deanna Carter	1978-82
17.	1091	Talequia Hamilton	2015-18
18.	1082	Saundra Fullen	1978-80
19.	1053	Lea Ann Parsley	1986-90
20.	1036	Robin Vealey	1972-76
21.	1015	Tamira Higgins	1991-95
22.	1003	Norrisha Victrum	2012-16

3-POINT FIELD GOALS MADE

1.	215	Shayna Gore	2015-Present
2.	146	Sikeytha Shepard-Hall	2002-06
3.	136	Natal Rosko	1994-98
4.	135	McKenzie Akers	2013-17
5.	131	Cindy McCauley	1994-98
6.	121	Toni Patillo	1997-01
7.	117	AJ Johnson	2013-15
8.	115	Norrisha Victrum	2012-16
9.	108	Shay Weaver	2011-13
10.	106	Kristi Huff	1988-92
11.	97	Stephanie Wine	1992-96
12.	91	Amanda Eddinger	1990-94
13.	74	Logan Fraley	2015-Present
14.	72	Tamira Higgins	1991-95
	72	Taylor Porter	2015-Present
16.	71	Reshundra Smiley	2004-06
17.	68	Kizzy Hart	2007-08
18.	67	Jenelle Stephenson	1986-90
19.	66	Leah Scott	2013-16
20.	64	Suporia Dickens	2011-14
		Keri Simmons	1994-97

11.	33.8	Mary Pat Statler	2003-06 (48-142)
12.	33.6	Tracy Krueger	1989-93 (43-128)

STEALS

1.	277	Tywanda Abercrombie	1982-86
2.	273	Tracy Krueger	1989-93
3.	266	Karla May	1982-86
4.	245	Tammy Wiggins	1983-87
5.	219	Jenelle Stephenson	1986-90
6.	190	Kristi Sexton	1993-97
7.	185	Toni Patillo	1997-01
8.	178	Kim Lewis	1984-88
9.	177	Stephanie Wine	1992-96
10.	172	Casey Baker	2007-09
11.	165	Kristi Huff	1988-92
12.	163	Sheila Johnson	1987-91
13.	161	Tamira Higgins	1991-95
14.	154	Sikeytha Shepard-Hall	2002-06
15.	144	Shayna Gore	2015-Present
16.	133	Karen Pelphrey	1982-86

FIELD GOALS MADE

1.	1175	Karen Pelphrey	1982-86
2.	664	Kristina Behnfeldt	1995-99
3.	546	Tynikki Crook	2007-11
4.	545	Tammy Wiggins	1983-87
5.	537	Sikeytha Shepard-Hall	2002-06
		Karla May	1982-86
7.	513	Shayna Gore	2015-Present
8.	500	Sheila Johnson	1987-91
9.	483	Leah Scott	2013-16
10.	472	Saundra Fullen	1978-80
11.	470	Kristi Huff	1988-92
12.	448	Modupe Ishola	2003-07
13.	427	Chantelle Handy	2006-10
14.	420	Tracy Krueger	1989-93
15.	416	Talequia Hamilton	2015-18
16.	415	Deanna Carter	1978-82
17.	397	Cindy McCauley	1994-98
18.	395	Lea Ann Parsley	1986-90
19.	375	Tamira Higgins	1991-95
20.	368	Kim Lewis	1984-88

3-POINT FIELD GOALS ATTEMPTED

1.	597	Shayna Gore	2015-Present
2.	436	Sikeytha Shepard-Hall	2002-06
3.	423	Toni Patillo	1997-01
4.	418	McKenzie Akers	2013-17
5.	390	Norrisha Victrum	2012-16
6.	383	Natal Rosko	1994-98
7.	361	AJ Johnson	2013-15
8.	352	Cindy McCauley	1994-98
		Kristi Huff	1988-92
10.	336	Stephanie Wine	1992-96
11.	318	Shay Weaver	2011-13
12.	247	Kristi Sexton	1993-97
13.	237	Jenelle Stephenson	1986-90
14.	226	Amanda Eddinger	1990-94
15.	225	Tamira Higgins	1991-95
16.	224	Reshundra Smiley	2004-06
17.	223	Taylor Porter	2015-Present
18.	218	Rashedah Henriques	2008-12
19.	216	Kizzy Hart	2007-08
20.	206	Suporia Dickens	2011-14
21.	200	Logan Fraley	2015-Present

BLOCKED SHOTS

1.	188	Sharon Deal	1987-89
2.	153	Tynikki Crook	2007-11
3.	135	Talequia Hamilton	2015-18
4.	119	Modupe Ishola	2003-07
	119	Chelsey Romero	2013-16
6.	115	Chukwuka Ezeigbo	2011-15
7.	91	Chris McClurkin	1984-88
8.	87	Lisa Pruner	1980-84
9.	71	Tammy Simms	1986-87
10.	66	Amy Reed	1999-03
11.	65	Lea Ann Parsley	1986-90
12.	64	Ashley Saintigene	2016-Present
13.	63	Keri Simmons	1994-98
14.	61	Jodi Baker	1991-95
15.	60	Deanna Carter	1978-82
16.	55	KaShawna Curry	2003-07
		Lisa Mason	1995-97
18.	46	Tammy Wiggins	1983-87
19.	44	Catie Knable	2000-04
		Karen Pelphrey	1982-86

FIELD GOALS ATTEMPTED

1.	2328	Karen Pelphrey	1982-86
2.	1351	Karla May	1982-86
3.	1341	Kristina Behnfeldt	1995-98
4.	1303	Sikeytha Shepard-Hall	2002-06
5.	1185	Shayna Gore	2015-Present
6.	1172	Kristi Huff	1988-92
7.	1167	Sheila Johnson	1987-91
8.	1130	Tammy Wiggins	1983-87
9.	1124	Tynikki Crook	2007-11
10.	1122	Deanna Carter	1978-82
11.	1082	Leah Scott	2013-16
12.	972	Chantelle Handy	2006-10
13.	971	Saundra Fullen	1978-80
14.	965	Cindy McCauley	1994-97
15.	956	Karen Henry	1979-83
16.	909	Tracy Krueger	1989-93
17.	907	Tamira Higgins	1991-95
18.	906	Debbie Solomon	1979-82
19.	894	Toni Patillo	1997-01
20.	874	Lea Ann Parsley	1986-90

3-POINT FIELD GOAL PCT. (min. 40 3-pt. FGM)

1.	40.3	Amanda Eddinger	1990-94 (91-226)
2.	37.2	Cindy McCauley	1994-98 (131-352)
3.	37.0	Logan Fraley	2015-Present (74-200)
3.	36.3	Kristina Behnfeldt	1995-99 (61-168)
4.	36.2	Casey Baker	2007-09 (50-138)
5.	36.0	Shayna Gore	2015-Present (215-597)
	35.8	Catie Knable	2000-04 (54-151)
7.	35.5	Natal Rosko	1994-98 (136-383)
9.	34.6	Jill McElhinny	1988-93 (45-130)
10.	34.0	Shay Weaver	2011-13 (108-318)

FREE THROWS MADE

1.	728	Kristina Behnfeldt	1995-99
2.	396	Karen Pelphrey	1982-86
3.	389	Sikeytha Shepard-Hall	2002-06
4.	380	Tynikki Crook	2007-11
5.	339	Leah Scott	2013-16
6.	302	Sheila Johnson	1987-91
7.	270	Tammy Wiggins	1983-87
8.	265	Deanna Carter	1978-82
9.	263	Lea Ann Parsley	1986-90
10.	254	Alyssa Hammond	2006-09
11.	244	Shayna Gore	2015-Present
12.	239	Catie Knable	2000-04
13.	236	Norrisha Victrum	2012-16
14.	222	Modupe Ishola	2003-07
		Kristi Sexton	1993-97
		Tracy Krueger	1989-93
17.	216	Talequia Hamilton	2015-18
18.	213	Cindy McCauley	1994-98
19.	205	Jenny Leavitt	1985-89

THE OPPONENT - SOUTHERN ILLINOIS

Scouting the Salukis

Southern Illinois has started the season 1-1 with a close 95-94 loss at UT-Martin in the season-opener and then a 60-40 victory over Southeast Missouri State at home on Wednesday. The Salukis shot 53 percent from the floor against UT-Martin however the Skyhawks sank 26 free throws - 10 more than SIU - to help gain the win. The Salukis also lost the turnover battle 25-18 nd UT-Martin turned that into 35 points. Makenzie Silvey scored 29 points in the loss and Abby Brockmeyer chipped in 20 and 11 boards. In the win over Southeast Missouri State, the Salukis held the Redhawks to shooting just 25.9 percent from the floor and forced 23 turnovers. Nicole Martin scored 19 to lead SIU and Silvey added 17. Brockmeyer had another double-double with 13 rebounds and 11 points. Silvey leads the team with 46 points and averaging 23 points per game. Brockmeyer is the leader on the boards with 12 per contest and Brittney Patrick has 11 assists to just three turnovers.

THE SERIES - 5 MEETINGS

Marshall leads 3-2

Year	Day	Winner	Score	Place
93-94	Dec. 4	SIU	78-62	Neutral
12-13	Dec. 8	MAR	70-66	Road
13-14	Nov. 27	MAR	82-59	Home
15-16	Dec. 28	MAR	61-55	Road
17-18	Dec. 2	SIU	64-59	Home

SIU Salukis Stats

Saluki Women's Basketball Southern Illinois Combined Team Statistics All Games

RECORD:	OVERALL	HOME	AWAY	NEUTRAL
All Games	1-1	1-0	0-1	0-0
Conference	0-0	0-0	0-0	0-0
Non-conference	1-1	1-0	0-1	0-0

## Player	gp-gs	min	avg	Total		3-Point		F-Throw		Rebounds								pts	avg
				fg-fga	fg%	3fg-fga	3fg%	ft-fa	ft%	off	def	tot	avg	pf	dq	a	to	bik	stl
12 Makenzie Silvey	2-2	72	36.0	17-41	.415	9-24	.375	3-3	1.000	3	3	6	3.0	3	0	7	8	0	4
34 Nicole Martin	2-2	49	24.5	13-22	.591	0-0	.000	5-9	.556	7	7	14	7.0	5	0	4	10	0	1
25 Abby Brockmeyer	2-2	62	31.0	11-17	.647	2-3	.667	7-11	.636	6	18	24	12.0	3	0	3	5	2	5
21 Payton McCallister	2-2	60	30.0	4-17	.235	2-11	.182	4-5	.800	1	7	8	4.0	5	0	8	5	1	3
10 Brittney Patrick	2-2	65	32.5	3-9	.333	0-0	.000	6-12	.500	2	7	9	4.5	8	1	11	3	3	2
23 Kristen Nelson	2-0	26	13.0	3-8	.375	1-3	.333	3-3	1.000	1	1	2	1.0	5	0	1	2	0	1
31 Lauren Hartman	2-0	8	4.0	2-2	1.000	0-0	.000	0-0	.000	0	2	2	1.0	4	0	0	2	0	0
35 Celina VanHyfte	2-0	24	12.0	2-3	.667	0-0	.000	0-0	.000	0	7	7	3.5	1	0	0	2	0	0
42 Ashley Hummel	2-0	14	7.0	1-2	.500	0-0	.000	0-0	.000	0	0	0	0.0	3	0	0	0	1	0
33 Rachel Pudlowski	2-0	13	6.5	0-0	.000	0-0	.000	0-0	.000	0	3	3	1.5	6	0	2	1	0	0
05 Caitlin Link	2-0	7	3.5	0-0	.000	0-0	.000	0-0	.000	1	0	1	0.5	0	0	0	3	0	0
TM TEAM										3	3	6							
Southern Illinois	2	400		56-121	.463	14-41	.341	28-43	.651	24	58	82	41.0	43	1	36	41	7	16
Opponents	2	399		44-120	.367	14-44	.318	33-43	.767	23	49	72	36.0	49	2	20	41	10	15

Team Statistics	SIU	OPP
SCORING	154	135
Points per game	77.0	67.5
Scoring margin	+9.5	-
FIELD GOALS-ATT	56-121	44-120
Field goal pct	.463	.367
3 POINT FG-ATT	14-41	14-44
3-point FG pct	.341	.318
3-pt FG made per game	7.0	7.0
FREE THROW-ATT	28-43	33-43
Free throw pct	.651	.767
F-Throws made per game	14.0	16.5
REBOUNDS	82	72
Rebounds per game	41.0	36.0
Rebounding margin	+5.0	-
ASSISTS	36	20
Assists per game	18.0	10.0
TURNOVERS	41	41
Turnovers per game	20.5	20.5
Turnover margin	0.0	-
Assist/turnover ratio	0.9	0.5
STEALS	16	15
Steals per game	8.0	7.5
BLOCKS	7	10
Blocks per game	3.5	5.0
Attendance	2500	1415
Home game-Avg/Game	1-2500	1-1415
Neutral site-Avg/game		0-0

Date	Opponent	Score	Att.
11/09/18	at UT Martin	L 94-95	1415
11/14/18	SOUTHEAST MISSOURI STATE	W 60-40	2500

* Conference game

Score by periods	1st	2nd	3rd	4th	Total
Opponents	38	38	30	29	135
Southern Illinois	38	32	41	43	154

The Previous Matchup - Southern Illinois at Marshall

Official Basketball Box Score -- Game Totals -- Final Statistics

Southern Illinois vs Marshall

12/2/17 1 PM at Huntington, W.Va. (Cam Henderson Center)

Southern Illinois 64 • 4-3

#	Player		Total		3-Ptr	Rebounds			PF	TP	A	TO	Blk	Stl	Min
			FG	FGA	FT	FTA	Off	Def	Tot						
25	Brockmeyer, Abby	f	2	3	0	0	1	6	7	2	4	1	1	0	27
33	Pudlowski, Rachel	f	5	7	2	2	1	1	2	1	12	1	3	0	24
34	Martin, Nicole	f	5	12	0	0	5	5	10	3	14	1	3	1	31
23	Nelson, Kristen	g	3	9	1	2	2	1	3	2	9	3	4	1	24
32	Giebelhausen, Kylie	g	5	13	3	6	1	3	4	1	15	3	2	2	35
10	Patrick, Brittney		0	2	0	0	1	2	3	3	0	1	3	0	17
12	Silvey, Makenzie		2	7	0	3	0	2	2	0	4	6	2	0	14
22	Hawkins, Tiajaney		1	1	0	0	1	0	1	0	2	0	1	1	5
31	Hartman, Lauren		0	0	0	0	0	0	0	1	0	0	1	0	5
35	VanHyfte, Celina		1	2	0	0	3	2	5	2	2	1	1	0	13
42	Hummel, Ashley		1	2	0	1	0	0	0	0	2	0	1	0	5
Team							2	1	3						
Totals			25	58	6	15	17	23	40	15	64	17	22	5	200

1st - FG %: 8-17 47.1% 2nd: 8-16 50.0% 3rd: 7-13 53.8% 4th: 2-12 16.7% Game: 25-58 43.1% Deadball
 3FG %: 3-5 60.0% 2-7 28.6% 1-2 50.0% 0-1 0.0% 6-15 40.0% Rebounds
 FT %: 0-0 0.0% 0-0 0.0% 2-2 100.0% 6-10 60.0% 8-12 66.7% 3

Marshall 59 • 2-5

#	Player		Total		3-Ptr	Rebounds			PF	TP	A	TO	Blk	Stl	Min
			FG	FGA	FT	FTA	Off	Def	Tot						
00	HAMILTON, Talequia	f	3	7	0	0	2	1	3	2	10	1	4	1	32
10	SAINTIGENE, Ashley	f	5	8	0	0	5	3	8	1	11	1	2	0	33
03	ALEXANDER, Asheika	g	4	16	0	0	5	2	7	3	8	1	2	0	33
15	DRIVER, Tana	g	0	1	0	0	1	0	1	2	0	4	0	0	19
23	MAYO, Kristen	g	1	6	1	2	0	3	3	1	3	2	3	0	33
14	GORE, Shayna		7	14	5	8	0	2	2	4	19	4	6	0	29
20	PEARSON, Taylor		2	2	1	1	0	0	0	1	6	0	1	0	6
24	ZHIBAREVA, Ekaterina		1	3	0	1	0	1	1	1	2	0	1	0	15
Team							0	5	5			2			
Totals			23	57	7	17	13	17	30	15	59	13	21	1	200

1st - FG %: 7-15 46.7% 2nd: 5-13 38.5% 3rd: 6-14 42.9% 4th: 5-15 33.3% Game: 23-57 40.4% Deadball
 3FG %: 2-5 40.0% 3-4 75.0% 2-5 40.0% 0-3 0.0% 7-17 41.2% Rebounds
 FT %: 0-0 0.0% 0-0 0.0% 1-3 33.3% 5-7 71.4% 6-10 60.0% 2

Officials: Bob Trammell, Linda Miles, Frank Steratore
 Technical fouls: Southern Illinois-None. Marshall-None.
 Attendance: 517

Score by periods	1st	2nd	3rd	4th	Total
Southern Illinois	19	18	17	10	64
Marshall	16	13	15	15	59

	In	Off	2nd	Fast	
Points	Paint	T/O	Chance	Break	Bench
SIU	32	16	15	4	10
MAR	32	20	14	6	27

Last FG - SIU 4th-00:33, MAR 4th-00:51.
 Largest lead - SIU by 14 3rd-05:52, MAR by 1 1st-02:55.
 SIU led for 38:10. MAR led for 00:32. Game was tied for 01:18.

Score tied - 4 times.
 Lead changed - 4 times.

MARW Combined Team Statistics (as of Nov 14, 2018)
All games

RECORD:	OVERALL	HOME	AWAY	NEUTRAL
ALL GAMES	0-2	0-1	0-1	0-0
CONFERENCE	0-0	0-0	0-0	0-0
NON-CONFERENCE	0-2	0-1	0-1	0-0

#	Player	gp-gs	min	avg	Total		3-Point		F-Throw		Rebounds								a	to	blk	stl	pts	avg
					fg-fga	fg%	3fg-fga	3fg%	ft-fa	ft%	off	def	tot	avg	pf	dq								
14	GORE, Shayna	2-2	67	33.5	14-35	.400	8-21	.381	10-10	1.000	0	8	8	4.0	6	0	4	2	0	5	46	23.0		
23	MAYO, Kristen	2-2	60	30.0	5-12	.417	3-8	.375	6-6	1.000	0	6	6	3.0	5	0	8	5	0	3	19	9.5		
22	BROOKS, Khadaijia	2-2	51	25.5	8-20	.400	0-5	.000	2-2	1.000	1	12	13	6.5	4	0	1	6	3	0	18	9.0		
11	PORTER, Taylor	2-2	45	22.5	5-21	.238	2-11	.182	3-4	.750	3	4	7	3.5	6	0	1	5	1	2	15	7.5		
00	SIVILS, Kia	2-0	40	20.0	6-11	.545	2-3	.667	0-4	.000	0	1	1	0.5	4	0	3	3	1	5	14	7.0		
20	PEARSON, Taylor	2-2	59	29.5	3-14	.214	1-8	.125	3-6	.500	3	8	11	5.5	5	0	5	2	1	1	10	5.0		
05	CLEMONS, Princess	2-0	31	15.5	1-6	.167	1-3	.333	1-2	.500	4	5	9	4.5	4	0	2	2	2	4	4	2.0		
34	ROPER, Lorelei	2-0	22	11.0	1-4	.250	0-0	.000	1-5	.200	2	1	3	1.5	7	0	2	3	2	1	3	1.5		
21	TONEY, Brianna	1-0	12	12.0	0-2	.000	0-1	.000	0-0	.000	0	2	2	2.0	2	0	0	1	0	1	0	0.0		
01	VUCETIC, Jovana	1-0	7	7.0	0-1	.000	0-0	.000	0-0	.000	0	0	0	0.0	2	0	0	1	0	0	0	0.0		
15	DRIVER, Tana	1-0	6	6.0	0-1	.000	0-0	.000	0-0	.000	0	0	0	0.0	0	0	0	0	0	0	0	0.0		
Team											5	3	8				2							
Total.....		2	400		43-127	.339	17-60	.283	26-39	.667	18	50	68	34.0	45	0	26	32	10	22	129	64.5		
Opponents.....		2	400		57-126	.452	23-52	.442	24-37	.649	25	73	98	49.0	45	-	40	42	7	7	161	80.5		

TEAM STATISTICS	MARW	OPP	Date	Opponent	Score	Att.
SCORING	129	161	11/7/18	INDIANA STATE	L 53-62	764
Points per game	64.5	80.5	11/13/18	at Bowling Green	L 76-99	1521
Scoring margin	-16.0	-	* - Conference game			
FIELD GOALS-ATT	43-127	57-126				
Field goal pct	.339	.452				
3 POINT FG-ATT	17-60	23-52				
3-point FG pct	.283	.442				
3-pt FG made per game	8.5	11.5				
FREE THROWS-ATT	26-39	24-37				
Free throw pct	.667	.649				
F-Throws made per game	13.0	12.0				
REBOUNDS	68	98				
Rebounds per game	34.0	49.0				
Rebounding margin	-15.0	-				
ASSISTS	26	40				
Assists per game	13.0	20.0				
TURNOVERS	32	42				
Turnovers per game	16.0	21.0				
Turnover margin	+5.0	-				
Assist/turnover ratio	0.8	1.0				
STEALS	22	7				
Steals per game	11.0	3.5				
BLOCKS	10	7				
Blocks per game	5.0	3.5				
ATTENDANCE	764	1521				
Home games-Avg/Game	1-764	1-1521				
Neutral site-Avg/Game	-	0-0				

Score by Periods	1st	2nd	3rd	4th	Totals
MARW	34	30	37	28	129
Opponents	40	41	47	33	161

MARW Season Schedule/Results & Leaders (as of Nov 14, 2018)

All games

RECORD:	OVERALL	HOME	AWAY	NEUTRAL
ALL GAMES	0-2	0-1	0-1	0-0
CONFERENCE	0-0	0-0	0-0	0-0
NON-CONFERENCE	0-2	0-1	0-1	0-0

Date	Opponent	Score	Att.	High Points	High Rebounds
11/7/18	INDIANA STATE	53-62 L	764	(16)BROOKS, Khadaijia	(11)BROOKS, Khadaijia
11/13/18	at Bowling Green	76-99 L	1521	(34)GORE, Shayna	(5)CLEMONS, Princess (5)MAYO, Kristen

* - Conference game

Attendance Summary	Games	Attend	Avg/Game
Home	1	764	764
Away	1	1521	1521
Neutral	0	0	0
Total	2	2285	1142

MARW Team Game-by-Game (as of Nov 14, 2018)

All games

TEAM STATISTICS

Opponent	Date	Score		Total		3-Pointers		Free throws		Rebounds										
				fg-fga	pct	3fg-fga	pct	ft-fta	pct	off	def	tot	avg	pf	a	t/o	blk	stl	pts	avg
INDIANA STATE	11/7/18	53-62	L	17-59	.288	6-22	.273	13-19	.684	12	30	42	42.0	24	11	22	7	10	53	53.0
at Bowling Green	11/13/18	76-99	L	26-68	.382	11-38	.289	13-20	.650	6	20	26	34.0	21	15	10	3	12	76	64.5
MARW		129		43-127	.339	17-60	.283	26-39	.667	18	50	68	34.0	45	26	32	10	22	129	64.5
Opponents		161		57-126	.452	23-52	.442	24-37	.649	25	73	98	49.0	45	40	42	7	7	161	80.5

Games played: 2
Points/game: 64.5
FG Pct: 33.9
3FG Pct: 28.3
FT Pct: 66.7

Rebounds/game: 34.0
Assists/game: 13.0
Turnovers/game: 16.0
Assist/turnover ratio: 0.8
Steals/game: 11.0
Blocks/game: 5.0

Nov. 7 vs. Indiana State L, 62-53

Nov. 13 at BGSU L, 99-76

Official Basketball Box Score -- Game Totals -- Final Statistics

Indiana State vs MARSHALL

11/7/18 6 p.m. at Huntington, W.Va. (Cam Henderson Center)

Indiana State 62 • 1-0

#	Player	Total		3-Ptr	Rebounds			PF	TP	A TO Blk Stl				Min
		FG-FGA	FG-FGA	FT-FTA	Off	Def	Tot			A	TO	Blk	Stl	
03	O'Neal, Ashli	* 2-6	0-2	7-9	0	3	3	4	11	1	4	0	0	22
10	Lee, Tamara	* 3-12	3-9	0-0	1	4	5	2	9	2	1	0	0	18
14	Webb, Tierra	* 0-3	0-0	0-2	2	1	3	3	0	4	1	0	0	23
24	Isaiah, Kierra	* 2-3	0-0	2-2	2	1	3	4	6	1	1	2	0	13
30	Wentland, Regan	* 5-10	1-2	2-4	5	8	13	0	13	2	0	0	1	35
05	Kitantou, Maeva	0-0	0-0	0-0	0	0	0	1	0	0	1	0	0	1
13	Delgado, Alexis	5-12	3-7	0-2	0	3	3	2	13	2	3	1	1	37
21	Tamis, Lynn	0-1	0-0	0-0	1	7	8	5	0	0	5	1	0	15
23	Smith, Daijah	2-8	0-4	2-2	1	1	2	3	6	1	5	0	1	13
25	Valero Lopez, Ana	0-1	0-0	0-0	1	0	1	0	0	0	0	0	0	6
33	Battle, Ty	2-5	0-0	0-0	1	2	3	2	4	0	1	1	1	17
Team					0	4	4							
Totals		21-61	7-24	13-21	14	34	48	26	62	13	22	5	4	200
1st - FG %: 5-13 38.5% 2nd: 5-18 27.8% 3rd: 8-16 50.0% 4th: 3-14 21.4% Game: 21-61 34.4% Deadball Rebounds 4														
3FG %: 2-6 33.3% 1-6 16.7% 3-7 42.9% 1-5 20.0% 7-24 29.2% 13-21 61.9%														
FT %: 2-4 50.0% 0-4 0.0% 8-9 88.9% 3-4 75.0%														

MARSHALL 53 • 0-1

#	Player	Total		3-Ptr	Rebounds			PF	TP	A TO Blk Stl				Min
		FG-FGA	FG-FGA	FT-FTA	Off	Def	Tot			A	TO	Blk	Stl	
11	PORTER, Taylor	* 2-9	1-5	0-0	1	2	3	4	5	1	3	1	1	21
14	GORE, Shayna	* 3-14	2-8	4-4	0	5	5	4	12	2	2	0	1	34
20	PEARSON, Taylor	* 1-7	1-4	1-2	2	6	8	1	4	5	0	1	1	34
22	BROOKS, Khadaijia	* 7-13	0-1	2-2	1	10	11	2	16	0	5	2	0	32
23	MAYO, Kristen	* 2-6	2-4	4-4	0	1	1	3	10	2	3	0	2	31
00	SIVILS, Kia	1-3	0-0	0-2	0	1	1	4	2	0	3	1	2	15
01	VUCETIC, Jovana	0-1	0-0	0-0	0	0	0	2	0	0	1	0	0	7
05	CLEMONS, Princess	0-3	0-0	1-2	2	2	4	1	1	0	2	1	2	11
15	DRIVER, Tana	0-1	0-0	0-0	0	0	0	0	0	0	0	0	0	6
34	ROPER, Lorelei	1-2	0-0	1-3	2	1	3	3	3	1	1	1	1	9
Team					4	2	6							
Totals		17-59	6-22	13-19	12	30	42	24	53	11	22	7	10	200
1st - FG %: 7-12 58.3% 2nd: 3-14 21.4% 3rd: 4-18 22.2% 4th: 3-15 20.0% Game: 17-59 28.8% Deadball Rebounds 2														
3FG %: 3-6 50.0% 0-3 0.0% 2-7 28.6% 1-6 16.7% 6-22 27.3% 13-19 68.4%														
FT %: 1-3 33.3% 6-7 85.7% 4-7 57.1% 2-2 100.0%														

Officials: Gina Cross, Mark Zentz, Linda Miles
Technical fouls: Indiana State-None. MARSHALL-None.
Attendance: 764
ISU: #21 Tamis fouled out with 7:58 left in the 4th.

Score by periods	1st	2nd	3rd	4th	Total
Indiana State	14	11	27	10	62
MARSHALL	18	12	14	9	53

Last FG - INS 4th-03:21, MARW 4th-01:52.
Largest lead - INS by 13 3rd-01:47, MARW by 7 2nd-09:35.
INS led for 18:41. MARW led for 17:50. Game was tied for 03:29.

	In	Off	2nd	Fast
Points	Paint	T/O	Chance	Break
INS	26	10	14	4
MARW	14	27	7	2

Score tied - 3 times.
Lead changed - 3 times.

Official Basketball Box Score -- Game Totals -- Final Statistics

MARW vs Bowling Green

11/13/18 7:00 pm at

MARW 76 • 0-2

#	Player	Total		3-Ptr	Rebounds			PF	TP	A TO Blk Stl				Min
		FG-FGA	FG-FGA	FT-FTA	Off	Def	Tot			A	TO	Blk	Stl	
20	PEARSON, Taylor	f 2-7	0-4	2-4	1	2	3	4	6	0	2	0	0	25
11	PORTER, Taylor	g 3-12	1-6	3-4	2	2	4	2	10	0	2	0	1	24
14	GORE, Shayna	g 11-21	6-13	6-6	0	3	3	2	34	2	0	0	4	33
22	BROOKS, Khadaijia	g 1-7	0-4	0-0	0	2	2	2	2	1	1	1	0	19
23	MAYO, Kristen	g 3-6	1-4	2-2	0	5	5	2	9	6	2	0	1	29
00	SIVILS, Kia	5-8	2-3	0-2	0	0	0	0	12	3	0	0	3	25
05	CLEMONS, Princess	1-3	1-3	0-0	2	3	5	3	3	2	0	1	2	20
21	TONEY, Brianna	0-2	0-1	0-0	0	2	2	2	0	0	1	0	1	12
34	ROPER, Lorelei	0-2	0-0	0-2	0	0	0	4	0	1	2	1	0	13
Team					1	1	2							
Totals		26-68	11-38	13-20	6	20	26	21	76	15	10	3	12	200
1st - FG %: 6-20 30.0% 2nd: 5-15 33.3% 3rd: 8-14 57.1% 4th: 7-19 36.8% Game: 26-68 38.2% Deadball Rebounds 4														
3FG %: 3-12 25.0% 2-10 20.0% 2-4 50.0% 4-12 33.3% 11-38 28.9%														
FT %: 1-1 100.0% 6-8 75.0% 5-7 71.4% 1-4 25.0% 13-20 65.0%														

Bowling Green 99 • 1-1

#	Player	Total		3-Ptr	Rebounds			PF	TP	A TO Blk Stl				Min
		FG-FGA	FG-FGA	FT-FTA	Off	Def	Tot			A	TO	Blk	Stl	
40	Clare Glowniak	c 1-3	0-0	0-0	1	3	4	1	2	1	2	0	0	11
03	Andrea Cecil	g 3-9	1-4	3-5	0	11	11	2	10	2	1	0	0	34
13	Sydney Lambert	g 3-9	2-5	2-2	0	3	3	2	10	6	3	0	0	30
21	Morgan McMillen	g 11-14	8-11	2-2	0	4	4	3	32	1	4	0	0	35
35	Kadie Hempfling	g 3-4	1-2	0-2	3	14	17	3	7	8	3	0	0	34
04	Madisen Parker	3-4	3-3	0-0	0	0	0	1	9	3	0	0	0	10
22	Molly Dever	0-3	0-2	0-0	0	1	1	2	0	3	2	1	1	13
24	Jane Uecker	1-2	0-0	0-0	0	0	0	2	2	0	0	0	0	2
30	Sydney Palermo	1-3	0-0	0-0	2	1	3	0	2	1	2	1	0	6
42	Sierra Thompson	0-0	0-0	0-0	0	1	1	0	0	0	0	0	0	1
55	Angela Perry	10-14	1-1	4-5	3	0	3	3	25	2	3	0	2	24
Team					2	1	3							
Totals		36-65	16-28	11-16	11	39	50	19	99	27	20	2	3	200
1st - FG %: 9-19 47.4% 2nd: 11-19 57.9% 3rd: 6-11 54.5% 4th: 10-16 62.5% Game: 36-65 55.4% Deadball Rebounds 3														
3FG %: 5-9 55.6% 6-10 60.0% 3-4 75.0% 2-5 40.0% 16-28 57.1%														
FT %: 3-4 75.0% 2-4 50.0% 5-6 83.3% 1-2 50.0% 11-16 68.8%														

Officials:
Technical fouls: MARW-None. Bowling Green-None.
Attendance: 1521
2018-19 Women's Basketball. Round: 0. Bowling Green vs Marshall. Played at .

Score by periods	1st	2nd	3rd	4th	Total
MARW	16	18	23	19	76
Bowling Green	26	30	20	23	99

Last FG - MARW 4th-00:01, BGSU 4th-00:03.
Largest lead - MARW None, BGSU by 27 4th-00:51.
MARW led for 00:00. BGSU led for 39:54. Game was tied for 00:06.

	In	Off	2nd	Fast
Points	Paint	T/O	Chance	Break
MARW	24	23	0	15
BGSU	34	14	8	5

Score tied - 0 times.
Lead changed - 0 times.

2018-19 TRENDS

Home	0-1
Away	0-1
Neutral	0-0
Leading at half	0-1
Trailing at half	0-1
Tied at half	0-0
Overtime game	0-0
C-USA Home Game	0-0
C-USA Road Game	0-0
C-USA Tournament	0-0
Non- C-USA Home Game	0-1
Non- C-USA Road Game	0-1
Non- C-USA Neutral Game	0-0
vs. Ranked Opponents	0-0
vs. Unranked Opponents	0-2
Leading-5 min. left	0-0
Trailing-5 min. left	0-2
Score tied-5 min. left	0-0
Herd outrebounds opp.	0-0
Herd outrebounded by opp.	0-2
Team rebounds are even	0-0
Herd scores more points in paint	0-0
Opp. scores more points in paint	0-2
Points in paint is even	0-0
Herd shoots 50% from floor	0-0
Herd shoots <50% from floor	0-2
Opp. shoots 50% from floor	0-1
Opp. shoots <50% from floor	0-1
Herd makes more FTs	0-1
Opp. makes more FTs	0-0
FTs are even	0-1
Herd has more TOs	0-0
Opp. has more TOs	0-1
TOs are even	0-1
Herd scores 60 points or less	0-1
Herd scores 61-69 points	0-0
Herd scores 70-79 points	0-1
Herd scores 80-89 points	0-0
Herd scores 90 points or more	0-0
Opp. scores 60 points or less	0-0
Opp. scores 61-69 points	0-1
Opp. scores 70-79 points	0-0
Opp. scores 80-89 points	0-0
Opp. scores 90 points or more	0-1
Two or less score 10+	0-0
Three or more score 10+	0-2
On Monday	0-0
On Tuesday	0-1
On Wednesday	0-1
On Thursday	0-0
On Friday	0-0
On Saturday	0-0
On Sunday	0-0
In November	0-2
In December	0-0
In January	0-0
In February	0-0
In March	0-0
Game decided by 5 pts or less	0-0
Game decided by 6-10 pts	0-1
Game decided by 11-20 pts	0-0
Game decided by 21 pts or more	0-1

THE LAST TIME...

Scored 100 Points	vs. Kentucky Christian, 12/18/17 (W, 111-38)
Allowed 100 Points	at Morehead State, 11/13/15 (W, 104-101)
Scored 50 or Fewer Points	at Rice, 2/22/18 (L, 87-44)
Scored 40 or Fewer Points	at No. 22 Kentucky, 11/26/17 (L, 69-39)
Allowed 40 or Fewer Points	38, vs. Kentucky Christian, 12/18/17 (W, 111-38)
Scored 50 Points in a Half	59 1st H & 52 2nd H vs. Kentucky Christian, 12/18/17 (W, 111-38)
Allowed 50 Points in a Half	56, 1st H at Bowling Green, 11/13/18 (L, 99-76)
Scored 20 or Fewer Points in a Half	16, 1st H at Rice, 2/22/18 (L, 87-44)
Allowed 20 or Fewer Points in a Half	19, 1st H at North Texas, 2/24/18 (W, 62-54)
Allowed 15 or Fewer Points in a Half	10, second half vs. Bluefield C., 12/11/16 (W, 77-35)
Scored 30+ Points in a Quarter	32, 4th Q vs. Old Dominion, 2/23/16 (L, 94-85)
Allowed 30+ Points in a Quarter	30, 2nd Q at Bowling Green, 11/13/18 (L, 99-76)
Scored 10 or Fewer Points in a Quarter	9, 2nd Q vs. FAU, 3/1/18 (L, 62-55)
Allowed 10 or Fewer Points in a Quarter	4 2nd Q at North Texas, 2/24/18 (W, 62-54)
Made 40 Field Goals	46 vs. Kentucky Christian, 12/18/17 (W, 111-38)
Allowed 40 Field Goals	41, at Charlotte, 1/7/17 (L, 93-77)
Shot 60% From the Field	62.5% (55-88) vs. Maine Fort Kent, 12/20/16 (W, 136-62)
Shot 85% From the Foul Line*	89.5% (17-19) vs. UTSA, 2/8/18 (L, 72-59)
Shot 90% From the Foul Line*	93.8% (15-16) vs. MTSU, 1/26/18 (L, 73-57)
Shot 100% From the Foul Line *	100.0% (11-11) at North Texas, 2/24/18 (W, 62-54)
Opponent Shot <20% From Field	19.3%, vs. Bluefield College, 12/11/16 (W, 77-35)
Made 10+ 3-Pointers	11 at Bowling Green, 11/13/18 (L, 99-76)
Allowed 10+ 3-Pointers	16 at Bowling Green, 11/13/18 (L, 99-76)
Did Not Make a 3-Point FG	vs. George Washington, 12/2/10 (W, 64-61 2OT)
Did Not Attempt a 3-Point FG	vs. Wright State, 12/19/06 (W, 62-54)
Played an Overtime Game	vs. UTSA, 3/5/14 (W, 81-76 OT)
Won an Overtime Game	vs. UTSA, 3/5/14 (W, 81-76 OT)
Played a Ranked Team	at No. 22 Kentucky, 11/26/17 (L, 69-39)
Had 40 Rebounds	42 vs. Indiana State, 11/7/18 (L, 62-53)
Had 50 Rebounds	54 vs. Kentucky Christian, 12/18/17 (W, 111-38)
Had Fewer than 30 Rebounds	26 at Bowling Green, 11/13/18 (L, 99-76)
Allowed 50 Rebounds	50 at Bowling Green, 11/13/18 (L, 99-76)
Allowed Fewer Than 25 Rebounds	17 vs. Kentucky Christian, 12/18/17 (W, 111-38)
Had 20 Assists	25 vs. Kentucky Christian, 12/18/17 (W, 111-38)
Had 10 or Fewer Turnovers	8 vs. FIU, 1/28/18 (W, 78-75)
Had 25 or More Turnovers	28 vs. Ohio, 11/22/17 (L, 54-52)
Forced 25 or More Turnovers	30 vs. Kentucky Christian, 12/18/17 (W, 111-38)
Had 5 Blocks	5 vs. FIU, 1/28/18 (W, 78-75)
Had 10 Blocks	11 vs. FIU, 12/30/16 (W, 70-52)
Had 15 Steals	26 vs. Kentucky Christian, 12/18/17 (W, 111-38)
Had Six or More Players in Double Figures	vs. Maine Fort Kent, 12/20/16 (W, 136-62)
	Gore-25, Brooks-22, Hamilton-22, Saintigene-18, Akers-14, Alexander-13
Had Five Players in Double Figures	vs. Bluefield College, 12/11/16 (W, 77-35)
	Gore-18, Hamilton-14, Evans-12, Akers-10, Alexander-10
Had Four Players in Double Figures	vs. FIU, 1/28/18 (W, 78-75)
	Gore-24, Hamilton-19, Mayo-11, Zhibareva-10
Had Two Score 20+ Points	vs. UTEP, 2/15/18 (W, 66-64)
	Hamilton-22, Gore-20
Had No Players in Double Figures	at Middle Tennessee, 2/19/14 (L, 75-36)
Had Two or More Players with a Double-Double	vs. Longwood, 11/10/17 (W, 90-45)
	Ashley Saintigene (16 rebs. & 11pts.), Logan Fraley (11 pts & 10 rebs.)
Had Two or More Players with 10+ Rebs	vs. Ohio, 11/22/17 (L, 54-52)
	Asheika Alexander-14, Talequia Hamilton-10
No opposing players scored in double figures	vs. Longwood, 11/10/17 (W, 90-45)
Opposing starting five all in double figures	vs. Charlotte, 2/25/17 (L, 89-75)
Allowed 40+ bench points	40 at FAU, 1/5/18 (L, 79-59)

* Minimum of 5 free throws for free throw percentages

A MARSHALL PLAYER...

Scored 20 Points	Shayna Gore (34) at Bowling Green, 11/13/18 (L, 99-76)
Scored 30 Points	Shayna Gore (34) at Bowling Green, 11/13/18 (L, 99-76)
Scored 40 Points	Kristina Behnfeldt (40) vs. Ohio, 2/10/99 (L, 74-72)
Had 15 Rebounds	Ashley Saintigene (16) vs. Longwood, 11/10/17 (W, 90-45)
Had 20 Rebounds	Catie Knable (21) vs. Bowling Green, 2/16/02 (W, 56-43)
Had 10 Assists	Norrisha Victrum (11) at Morehead State, 11/13/15 (W, 104-101)
Had 5 Blocks	Ashley Saintigene (6) vs. Longwood, 11/10/17 (W, 90-45)
Had 10 Blocks	Sharon Deal (12) vs. Youngstown St, 3/4/89 (W, 63-59)
Had 5 Steals	Shayna Gore (6) vs. UTEP, 2/15/18 (W, 66-64)
Had 10 Steals	Stephanie Wine (14) vs. Western Carolina, 1/23/95 (W, 72-69)
Had a Double-Double	Khadaijia Brooks (16pts & 11 rbs.) vs. Indiana St., 11/7/18 (L, 62-53)
Made 6+ 3-pointers	Shayna Gore (6) at Bowling Green, 11/13/18 (L, 99-76)

AN OPPOSING PLAYER...

Scored 20 Points	McMillen (32) & Perry (25) at Bowling Green, 11/13/18 (L, 99-76)
Scored 30 Points	Morgan McMillen (32) at Bowling Green, 11/13/18 (L, 99-76)
Scored 40 Points	Jennie Simms (43) at ODU, 1/1/17 (L, 73-69)
Had 15 Rebounds	Kadie Hempfling (17) at Bowling Green, 11/13/18 (L, 99-76)
Had 10 Assists	Kendall Noble (10) vs. WKU, 2/11/17 (L, 78-64)
Had 5 Blocks	Shay Steele (6) at Morehead State, 11/13/15 (W, 104-101)
Had 5 Steals	Ivy & Tashia Brown (5) at WKU, 2/17/18 (L, 77-50)
Had a Double-Double	Andrea Cecil (11 rbs & 10 pts) at Bowling Green, 11/13/18 (L, 99-76)
Had a Triple-Double	Kendall Noble (17pts-11rebs-10ast.) vs. WKU, 3/10/16 (W, 66-63)
Made 6+ 3-pointers	Morgan McMillen (8) at Bowling Green, 11/13/18 (L, 99-76)



HEAD COACH TONY KEMPER

2nd season • @CoachTonyKemper



Fort Hays State '01

Marshall Director of Athletics Mike Hamrick has elevated associate head coach Tony Kemper to head women's basketball coach, the department announced Friday, March 17, 2017.

Kemper has been with the Thundering Herd for seven seasons and now second as the head coach and his record coming into 2018-19 is 9-20.

During his time at Marshall, Kemper has assisted in rebuilding a program that progressively increased its win total over the first four seasons - from 9 to 11 to 17 to 21 wins in the 2015-16 season. That 2015-16 win total was the most for Thundering Herd Women's Basketball in 29 seasons and, for the first time in school history, yielded a first-team All-Conference USA student-athlete for Marshall in Leah Scott.

He helped lead Marshall to two of only three postseason berths in the program's NCAA history, including its first postseason win in 2014-15 (WBI) and WNIT berth in 2015-16.

Kemper has also been heavily involved in the Thundering Herd's recruiting and academic success, helping sign the 34th-ranked class in 2017 and its group in 2015, which came in 52nd.

In the classroom, the program has placed 28 members on the Conference USA Commissioner's Honor Roll (3.0 cumulative GPA or better) and three more were given the Commissioner's Academic Medal (3.75).

Kemper came to Marshall from Central Arkansas, where he coached with now-former Marshall head coach Matt Daniel for three seasons.

"I am very appreciative and excited for the opportunity to lead the women's basketball program at Marshall," said Kemper. "I want to thank our President, Dr. Jerry Gilbert, Mike Hamrick and (Senior Women's Administrator) Beatrice Crane Banford for trusting in my ability to continue the progress our program made under Coach Daniel."

"It is such a privilege to continue working with student-athletes who I have had a hand in recruiting to Huntington, a community that my family values greatly. There are many good people and players here now, and also on the way, who can help make us a consistent winner."

At UCA, Kemper helped the Sugar Bears to their first Division I conference title and three seasons of at least 21 wins.

His tutelage of inside players helped gain two Southland Player of the Year honors and a Defensive Player of the Year.

Before joining the women's staff, Kemper served as an assistant coach for the Central Arkansas men's basketball program for four years.

Two professional players emerged from UCA during those seasons -- the leading scorer in Portugal's Proliga pro league in 2011, Nate Bowie, and professional center Durell Nevels.

Prior to UCA, Kemper was an assistant coach at Hutchinson (Kansas) Community College - one of the nation's most successful junior college programs.

At Hutchinson, he oversaw day-to-day operations and directed the Blue Dragons' strength and conditioning efforts while also serving as a mathematics and physical education instructor.

The Logan, Kansas, native also held the head coaching spot at Quivira Heights High School in Bushton in 2003-04, guiding QHHS to a No. 1 seed to the regional tournament.

His coaching career began in 2002-03 as an assistant at Hill City (Kansas) High School.

"The best person for this job is Tony Kemper," said Hamrick. "He is a man of character who has been instrumental in the program's growth over the past five seasons. Marshall Women's Basketball will be in good hands under his leadership."

Kemper received a bachelor's degree in finance from Fort Hays State University in 2001 and a BBA in Business Education in 2003. He also earned a master's degree in organizational leadership from Fort Hays in 2008.

Kemper and his wife Sandra, a professor at Marshall in the Communications Disorders Department, live in Huntington with sons Brayden and Landry and daughter Jolie.



0 Kia Sivils

Career Superlatives		
	Sea.	Car.
10+ Pts:	1	1
20+ Pts:	0	0
5+ Rebs:	0	0
10+ Rebs:	0	0
5+ Asts:	0	0
2+ Blks:	0	0
2+ Stls:	2	2
Double-D:	0	0

MARW Individual Game-by-Game (as of Nov 14, 2018)

All games

#00 SIVILS, Kia

Opponent	Date	gs	min	Total		3-Pointers		Free throws		Rebounds				pf	a	t/o	blk	stl	pts	avg
				fg-fga	pct	3fg-fga	pct	ft-fa	pct	off	def	tot	avg							
INDIANA STATE	11/7/18		15	1-3	.333	0-0	.000	0-2	.000	0	1	1	1.0	4	0	3	1	2	2	2.0
at Bowling Green	11/13/18		25	5-8	.625	2-3	.667	0-2	.000	0	0	0	0.5	0	3	0	0	3	12	7.0
Totals		0	40	6-11	.545	2-3	.667	0-4	.000	0	1	1	0.5	4	3	3	1	5	14	7.0

CAREER HIGHS

POINTS

S:.....12 at BGSU, 11/13/18

C:12 at BGSU, 11/13/18

FIELD GOALS

S:.....5 at BGSU, 11/13/18

C:5 at BGSU, 11/13/18

FGA

S:.....8 at BGSU, 11/13/18

C:8 at BGSU, 11/13/18

3-POINTERS

S:.....2 at BGSU, 11/13/18

C:2 at BGSU, 11/13/18

3PTA

S:.....3 at BGSU, 11/13/18

C:3 at BGSU, 11/13/18

FREE THROWS

S:..... N/A

C: N/A

FTA

S:..... 2 2x last at BGSU, 11/13/18

C: 2 2x last at BGSU, 11/13/18

REBOUNDS

S:..... 1 vs. Indiana St., 11/7/18

C: 1 vs. Indiana St., 11/7/18

ASSISTS

S:.....3 at BGSU, 11/13/18

C:3 at BGSU, 11/13/18

BLOCKS

S:..... 1 vs. Indiana St., 11/7/18

C: 1 vs. Indiana St., 11/7/18

STEALS

S:.....3 at BGSU, 11/13/18

C:3 at BGSU, 11/13/18

MINUTES

S:.....25 at BGSU, 11/13/18

C:25 at BGSU, 11/13/18

Games played: 2

Minutes/game: 20.0

Points/game: 7.0

FG Pct: 54.5

3FG Pct: 66.7

FT Pct: 0.0

Rebounds/game: 0.5

Assists/game: 1.5

Turnovers/game: 1.5

Assist/turnover ratio: 1.0

Steals/game: 2.5

Blocks/game: 0.5

CAREER STATISTICS

			Total		3-Point		F-Throws		Rebounds										Scoring	
Season	gp-gs	min/avg	fg-fga	pct	fg-fga	pct	ft-fa	pct	off	def	tot	avg	pf	fo	ast	to	blk	stl	pts	avg
2018-19	2-0	40/20.0	6-11	.545	2-3	.667	0-4	.000	0	1	1	0.5	4	0	3	3	1	5	14	7.0
TOTAL	2-0	40/20.0	6-11	.545	2-3	.667	0-4	.000	0	1	1	0.5	4	0	3	3	1	5	14	7.0



1 JOVANA VUCETIC

Career Superlatives		
	Sea.	Car.
10+ Pts:	0	0
20+ Pts:	0	0
5+ Rebs:	1	2
10+ Rebs:	0	0
5+ Asts:	0	0
2+ Blks:	0	0
2+ Stls:	0	0
Double-D:	0	0

2018-19 Marshall Women's Basketball MARSHALL Individual Game-by-Game (as of Nov 10, 2018) All games

#01 VUCETIC, Jovana

CAREER HIGHS

POINTS

S:..... 4 vs. KCU, 12/18/17
C: 8 vs. MFK, 12/20/16

FIELD GOALS

S:..... 2 vs. KCU, 12/18/17
C: 4 vs. MFK, 12/20/16

FGA

S:..... 6 vs. KCU, 12/18/17
C: 6 vs. KCU, 12/18/17

3-POINTERS

S:..... N/A
C: N/A

3PTA

S:..... 1 vs. KCU, 12/18/17
C: 1 3x, last vs. KCU, 12/18/17

FREE THROWS

S:..... 2 vs. Winthrop, 11/30/17
C: 2 vs. Winthrop, 11/30/17

FTA

S: 2 2x, last vs. Winthrop, 11/30/17
C: 2 2x, last vs. Winthrop, 11/30/17

REBOUNDS

S:..... 8 vs. KCU, 12/18/17
C: 8 vs. KCU, 12/18/17

ASSISTS

S:..... 1 3x last at WKU, 2/17/18
C: 1 4x last at WKU, 2/17/18

BLOCKS

S:..... 1 vs. Winthrop, 11/30/17
C: 1 3x, last vs. Winthrop, 11/30/17

STEALS

S:..... 1 vs. KCU, 12/18/17
C: 1 3x, last vs. KCU, 12/18/17

MINUTES

S:..... 14 vs. KCU, 12/18/17
C: 19 vs. MFK, 12/20/16

Opponent	Date	gs	min	Total		3-Pointers		Free throws		Rebounds				pf	a	t/o	blk	stl	pts	avg
				fg-fga	pct	3fg-fga	pct	ft-fga	pct	off	def	tot	avg							
INDIANA STATE	11/7/18		7	0-1	.000	0-0	.000	0-0	.000	0	0	0	0.0	2	0	1	0	0	0	0.0
Totals		0	7	0-1	.000	0-0	.000	0-0	.000	0	0	0	0.0	2	0	1	0	0	0	0.0

Games played: 1

Minutes/game: 7.0

FG Pct: 0.0

Turnovers/game: 1.0

CAREER STATISTICS

			Total		3-Point		F-Throws		Rebounds											Scoring	
Season	gp-gs	min/avg	fg-fga	pct	fg-fga	pct	ft-fga	pct	off	def	tot	avg	pf	fo	ast	to	blk	stl	pts	avg	
2016-17	8-0	40/5.0	4-9	.444	0-2	.000	1-2	.500	2	8	10	1.3	3	0	1	5	2	2	9	1.1	
2017-18	11-0	56/5.1	2-10	.200	0-4	.000	3-4	.750	5	7	12	1.1	9	0	3	2	1	1	7	0.6	
2018-19	1-0	7/7.0	0-1	.000	0-0	.000	0-0	.000	0	0	0	0.0	2	0	0	1	0	0	0	0.0	
TOTAL	20-0	103/5.2	6-20	.300	0-6	.000	4-6	.667	7	15	22	1.1	14	0	4	8	3	3	16	0.8	



2 LOGAN FRALEY

Career Superlatives		
	Sea.	Car.
10+ Pts:	0	2
20+ Pts:	0	0
5+ Rebs:	0	5
10+ Rebs:	0	1
5+ Asts:	0	1
2+ Blks:	0	1
2+ Stls:	0	4
Double-D:	0	1

CAREER HIGHS

POINTS

S:..... N/A

C:13 vs. Rice, 1/16/16

FIELD GOALS

S:..... N/A

C: 4 2x last vs. Longwood, 11/10/17

FGA

S:..... N/A

C: 8 3x last at FIU, 1/7/18

3-POINTERS

S:..... N/A

C:4 vs. Rice, 1/16/16

3PTA

S:..... N/A

C: 8 2x last at FIU, 1/7/18

FREE THROWS

S:..... N/A

C: 2 5x last vs FIU, 1/28/18

FTA

S:..... N/A

C:5 at WKU, 1/2/16

REBOUNDS

S:..... N/A

C:10 vs. Longwood, 11/10/17

ASSISTS

S:..... N/A

C:5 vs. Longwood, 11/10/17

BLOCKS

S:..... N/A

C: 1 7x, last at CSU, 11/19/17

STEALS

S:..... N/A

C:3 at North Texas, 3/4/17

MINUTES

S:..... N/A

C:34 at North Texas, 2/24/18

CAREER STATISTICS

			Total		3-Point		F-Throws		Rebounds											Scoring	
Season	gp-gs	min/avg	fg-fga	pct	fg-fga	pct	ft-fta	pct	off	def	tot	avg	pf	fo	ast	to	blk	stl	pts	avg	
2015-16	29-0	333/11.5	27-63	.429	24-59	.407	7-11	.636	3	30	33	1.1	40	0	19	7	4	10	85	2.9	
2016-17	30-6	478/15.9	26-76	.342	20-61	.328	6-8	.750	5	32	37	1.2	39	0	17	13	2	13	78	2.6	
2017-18	24-18	559/23.3	38-102	.373	30-80	.375	3-11	.273	8	40	48	2.0	58	2	27	12	6	10	109	4.5	
TOTAL	83-24	1370/16.5	91-241	.378	74-200	.370	16-30	.533	16	102	118	1.4	137	2	63	32	12	33	272	3.3	



5 Princess Clemons

Career Superlatives		
	Sea.	Car.
10+ Pts:	0	0
20+ Pts:	0	0
5+ Rebs:	1	1
10+ Rebs:	0	0
5+ Asts:	0	0
2+ Blks:	0	0
2+ Stls:	2	2
Double-D:	0	0

MARW Individual Game-by-Game (as of Nov 14, 2018) All games

#05 CLEMONS, Princess

Opponent	Date	qs	min	Total		3-Pointers		Free throws		Rebounds				pf	a	t/o	blk	stl	pts	avg
				fg-fga	pct	3fg-fga	pct	ft-fa	pct	off	def	tot	avg							
INDIANA STATE	11/7/18		11	0-3	.000	0-0	.000	1-2	.500	2	2	4	4.0	1	0	2	1	2	1	1.0
at Bowling Green	11/13/18		20	1-3	.333	1-3	.333	0-0	.000	2	3	5	4.5	3	2	0	1	2	3	2.0
Totals		0	31	1-6	.167	1-3	.333	1-2	.500	4	5	9	4.5	4	2	2	2	4	4	2.0

CAREER HIGHS

POINTS

S:.....3 at BGSU, 11/13/18
C:3 at BGSU, 11/13/18

FIELD GOALS

S:.....1 at BGSU, 11/13/18
C:1 at BGSU, 11/13/18

FGA

S:..... 3 2x last at BGSU, 11/13/18
C: 3 2x last at BGSU, 11/13/18

3-POINTERS

S:.....1 at BGSU, 11/13/18
C:1 at BGSU, 11/13/18

3PTA

S:.....3 at BGSU, 11/13/18
C:3 at BGSU, 11/13/18

FREE THROWS

S:..... 1 vs. Indiana St., 11/7/18
C: 1 vs. Indiana St., 11/7/18

FTA

S:..... 2 vs. Indiana St., 11/7/18
C: 2 vs. Indiana St., 11/7/18

REBOUNDS

S:.....5 at BGSU, 11/13/18
C:5 at BGSU, 11/13/18

ASSISTS

S:.....2 at BGSU, 11/13/18
C:2 at BGSU, 11/13/18

BLOCKS

S:..... 1 2x last at BGSU, 11/13/18
C: 1 2x last at BGSU, 11/13/18

STEALS

S:..... 2 2x last at BGSU, 11/13/18
C: 2 2x last at BGSU, 11/13/18

MINUTES

S:.....20 at BGSU, 11/13/18
C:20 at BGSU, 11/13/18

Games played: 2
Minutes/game: 15.5
Points/game: 2.0
FG Pct: 16.7
3FG Pct: 33.3
FT Pct: 50.0

Rebounds/game: 4.5
Assists/game: 1.0
Turnovers/game: 1.0
Assist/turnover ratio: 1.0
Steals/game: 2.0
Blocks/game: 1.0

CAREER STATISTICS

			Total		3-Point		F-Throws		Rebounds											Scoring	
Season	gp-gs	min/avg	fg-fga	pct	fg-fga	pct	ft-fa	pct	off	def	tot	avg	pf	fo	ast	to	blk	stl	pts	avg	
2018-19	2-0	31/15.5	1-6	.167	1-3	.333	1-2	.500	4	5	9	4.5	4	0	2	2	2	4	4	2.0	
TOTAL	2-0	31/15.5	1-6	.167	1-3	.333	1-2	.500	4	5	9	4.5	4	0	2	2	2	4	4	2.0	



10 ASHLEY SAINTIGENE

Career Superlatives		
	Sea.	Car.
10+ Pts:	0	4
20+ Pts:	0	0
5+ Rebs:	0	31
10+ Rebs:	0	6
5+ Asts:	0	0
2+ Blks:	0	19
2+ Stls:	0	3
Double-D:	0	3

CAREER HIGHS

POINTS

S:..... N/A

C: 18 vs. MFK, 12/20/16

FIELD GOALS

S:..... N/A

C: 8 vs. MFK, 12/20/16

FGA

S:..... N/A

C: 12 vs. MFK, 12/20/16

3-POINTERS

S:..... N/A

C: N/A

3PTA

S:..... N/A

C: N/A

FREE THROWS

S:..... N/A

C: 3 at Illinois, 11/11/16

FTA

S:..... N/A

C: 7 vs. MFK, 12/20/16

REBOUNDS

S:..... N/A

C: 16 vs. Longwood, 11/10/17

ASSISTS

S:..... N/A

C: 3 vs. MFK, 12/20/16

BLOCKS

S:..... N/A

C: 6 vs. Longwood, 11/10/17

STEALS

S:..... N/A

C: 4 vs. SIU, 12/2/17

MINUTES

S:..... N/A

C: 33 vs. SIU, 12/2/17

CAREER STATISTICS

Season	gp-gs		min/avg		Total		3-Point		F-Throws		Rebounds				Scoring					
					fg-fga	pct	fg-fga	pct	ft-fga	pct	off	def	tot	avg	pf	fo	ast	to	blk	stl
2016-17	29-1	439/15.1	60-114	.526	0-0	.000	13-58	.224	87	88	175	6.0	73	2	14	50	42	10	133	4.6
2017-18	12-6	252/21.0	34-62	.548	0-0	.000	6-15	.400	31	50	81	6.8	29	1	9	23	22	9	74	6.2
TOTAL	41-7	691/16.9	94-176	.534	0-0	.000	19-73	.260	118	138	256	6.2	102	3	23	73	64	19	207	5.0



11 TAYLOR PORTER

Career Superlatives		
	Sea.	Car.
10+ Pts:	1	19
20+ Pts:	0	1
5+ Rebs:	0	15
10+ Rebs:	0	0
5+ Asts:	0	0
2+ Blks:	0	0
2+ Stls:	0	16
Double-D:	0	0

MARW Individual Game-by-Game (as of Nov 14, 2018)

All games

#11 PORTER, Taylor

Opponent	Date	gs	min	Total		3-Pointers		Free throws		Rebounds				pf	a	t/o	blk	stl	pts	avg	
				fg-fga	pct	3fg-fga	pct	ft-fga	pct	off	def	tot	avg								
INDIANA STATE	11/7/18	*	21	2-9	.222	1-5	.200	0-0	.000	1	2	3	3.0	4	1	3	1	1	5	5.0	
at Bowling Green	11/13/18	*	24	3-12	.250	1-6	.167	3-4	.750	2	2	4	3.5	2	0	2	0	1	10	7.5	
Totals			2	45	5-21	.238	2-11	.182	3-4	.750	3	4	7	3.5	6	1	5	1	2	15	7.5

CAREER HIGHS

POINTS

S:.....10 at BGSU, 11/13/18

C: 24 at Penn State, 12/3/16

FIELD GOALS

S:.....3 at BGSU, 11/13/18

C: 7 vs. Charlotte, 2/8/17

FGA

S:.....12 at BGSU, 11/13/18

C: 16 vs. Charlotte, 2/8/17

3-POINTERS

S:..... 1 2x last at BGSU, 11/13/18

C: 4, 3x last at Penn St., 12/3/16

3PTA

S:.....6 at BGSU, 11/13/18

C: 9 at Penn State, 12/3/16

FREE THROWS

S:.....3 at BGSU, 11/13/18

C: 8, 2x last at Penn St., 12/3/16

FTA

S:.....4 at BGSU, 11/13/18

C: 9 vs. MT, 2/27/16

REBOUNDS

S:.....4 at BGSU, 11/13/18

C: 8 vs. MT, 2/27/16

ASSISTS

S:..... 1 vs. Indiana State, 11/7/18

C:4 3x, last at UAB, 2/16/17

BLOCKS

S:..... 1 vs. Indiana State, 11/7/18

C:1 3x, last at Rice, 3/2/17

STEALS

S:..... 1 2x last at BGSU, 11/13/18

C:4 at Morehead State, 11/13/15

MINUTES

S:.....24 at BGSU, 11/13/18

C: 37, 2x last at Penn St., 12/3/16

Games played: 2

Minutes/game: 22.5

Points/game: 7.5

FG Pct: 23.8

3FG Pct: 18.2

FT Pct: 75.0

Rebounds/game: 3.5

Assists/game: 0.5

Turnovers/game: 2.5

Assist/turnover ratio: 0.2

Steals/game: 1.0

Blocks/game: 0.5

CAREER STATISTICS

			Total		3-Point		F-Throws		Rebounds										Scoring	
Season	gp-gs	min/avg	fg-fga	pct	fg-fga	pct	ft-fa	pct	off	def	tot	avg	pf	fo	ast	to	blk	stl	pts	avg
2015-16	32-28	865/27.0	85-215	.395	41-121	.339	53-61	.869	23	63	86	2.7	78	1	53	47	0	38	264	8.3
2016-17	21-12	531/25.3	59-177	.333	29-91	.319	30-39	.769	9	57	66	3.1	46	0	37	42	4	24	177	8.4
2018-19	2-2	45/22.5	5-21	.238	2-11	.182	3-4	.750	3	4	7	3.5	6	0	1	5	1	2	15	7.5
TOTAL	55-42	1441/26.2	149-413	.361	72-223	.323	86-104	.827	35	124	159	2.9	130	1	91	94	5	64	456	8.3



14 SHAYNA GORE

Career Superlatives		
	Sea.	Car.
10+ Pts:	2	73
20+ Pts:	1	30
30+ Pts:	1	2
5+ Rebs:	1	17
10+ Rebs:	0	1
5+ Asts:	0	9
2+ Blks:	0	0
2+ Stls:	1	38
Double-D:	0	1

MARW Individual Game-by-Game (as of Nov 14, 2018)

All games

#14 GORE, Shayna

CAREER HIGHS

POINTS

S:.....34 at BGSU, 11/13/18

C:34 at BGSU, 11/13/18

FIELD GOALS

S:.....11 at BGSU, 11/13/18

C:12 at Charlotte, 2/2/18

FGA

S:.....21 at BGSU, 11/13/18

C: 26 vs. Charlotte, 3/8/17

3-POINTERS

S:.....6 at BGSU, 11/13/18

C:8 at Charlotte, 2/2/18

3PTA

S:.....13 at BGSU, 11/13/18

C:14 at Charlotte, 2/2/18

FREE THROWS

S:.....6 at BGSU, 11/13/18

C: 8, 3x last at WKU, 2/17/18

FTA

S:.....6 at BGSU, 11/13/18

C:10 2x, last vs. USM, 2/2/17

REBOUNDS

S:..... 5 vs. Indiana State, 11/7/18

C: 10 vs. FIU, 1/28/18

ASSISTS

S:..... 2 2x last at BGSU, 11/13/18

C: 8 vs. MFK, 12/20/16

BLOCKS

S:..... N/A

C: 1 4x last vs. FIU, 1/28/18

STEALS

S:.....4 at BGSU, 11/13/18

C:7 vs. KCU, 12/18/17

MINUTES

S:..... 34 vs. Indiana State, 11/7/18

C:39 2x last vs UTSA, 2/8/18

Opponent	Date	qs	min	Total		3-Pointers		Free throws		Rebounds								pts	avg
				fg-fga	pct	3fg-fga	pct	ft-fa	pct	off	def	tot	avg	pf	a	t/o	blk	stl	
INDIANA STATE	11/7/18	*	34	3-14	.214	2-8	.250	4-4	1.000	0	5	5	5.0	4	2	2	0	1	12 12.0
at Bowling Green	11/13/18	*	33	11-21	.524	6-13	.462	6-6	1.000	0	3	3	4.0	2	2	0	0	4	34 23.0
Totals		2	67	14-35	.400	8-21	.381	10-10	1.000	0	8	8	4.0	6	4	2	0	5	46 23.0

Games played: 2

Minutes/game: 33.5

Points/game: 23.0

FG Pct: 40.0

3FG Pct: 38.1

FT Pct: 100.0

Rebounds/game: 4.0

Assists/game: 2.0

Turnovers/game: 1.0

Assist/turnover ratio: 2.0

Steals/game: 2.5

CAREER STATISTICS

			Total		3-Point		F-Throws			Rebounds										Scoring	
Season	gp-gs	min/avg	fg-fga	pct	fg-fga	pct	ft-fa	pct	off	def	tot	avg	pf	fo	ast	to	blk	stl	pts	avg	
2015-16	32-3	779/24.3	120-301	.399	51-173	.295	54-66	.818	19	80	99	3.1	55	0	57	81	0	34	345	10.8	
2016-17	30-30	934/31.1	179-404	.443	70-188	.372	98-127	.772	18	60	78	2.6	56	0	87	89	2	55	526	17.5	
2017-18	29-25	900/31.0	200-445	.449	86-215	.400	82-95	.863	15	83	98	3.4	62	0	71	87	2	50	568	19.6	
2018-19	2-2	67/33.5	14-35	.400	8-21	.381	10-10	1.000	0	8	8	4.0	6	0	4	2	0	5	46	23.0	
TOTAL	93-60	2680/28.8	513-1185	.433	215-597	.360	244-298	.819	52	231	283	3.0	179	0	219	259	4	144	1485	16.0	



15 TANA DRIVER

Career Superlatives		
	Sea.	Car.
10+ Pts:	0	1
20+ Pts:	0	0
5+ Rebs:	0	0
10+ Rebs:	0	0
5+ Asts:	0	2
2+ Blks:	0	0
2+ Stls:	0	9
Double-D:	0	0

2018-19 Marshall Women's Basketball

MARSHALL Individual Game-by-Game (as of Nov 10, 2018)

All games

#15 DRIVER, Tana

CAREER HIGHS

POINTS

S:..... N/A

C: 12 vs. KCU, 12/18/17

FIELD GOALS

S:..... N/A

C: 3 2x, last vs. KCU, 12/18/17

FGA

S:..... 1 vs. Indiana State, 11/7/18

C: 7 at Florida, 12/10/17

3-POINTERS

S:..... N/A

C: 2 at Florida, 12/10/17

3PTA

S:..... N/A

C: 6 at Florida, 12/10/17

FREE THROWS

S:..... N/A

C: 5 vs. KCU, 12/18/17

FTA

S:..... N/A

C: 6 vs. KCU, 12/18/17

REBOUNDS

S:..... N/A

C: 4 4x last vs UTSA, 2/8/18

ASSISTS

S:..... N/A

C: 7 vs. Morgan St., 12/6/17

BLOCKS

S:..... N/A

C: N/A

STEALS

S:..... N/A

C: 4 at FIU, 1/7/18

MINUTES

S:..... 6 vs. Indiana State, 11/7/18

C: 34 vs. Morgan St., 12/6/17

Games played: 1


Minutes/game: 6.0

FG Pct: 0.0

Opponent	Date	qs	min	Total		3-Pointers		Free throws		Rebounds				pf	a	t/o	blk	stl	pts	avg
				fg-fga	pct	3fg-fga	pct	ft-fa	pct	off	def	tot	avg							
INDIANA STATE	11/7/18		6	0-1	.000	0-0	.000	0-0	.000	0	0	0	0.0	0	0	0	0	0	0	0.0
Totals		0	6	0-1	.000	0-0	.000	0-0	.000	0	0	0	0.0	0	0	0	0	0	0	0.0

CAREER STATISTICS

			Total		3-Point		F-Throws		Rebounds											Scoring	
Season	gp-gs	min/avg	fg-fga	pct	fg-fga	pct	ft-fa	pct	off	def	tot	avg	pf	fo	ast	to	blk	stl	pts	avg	
2016-17	20-0	153/7.7	4-20	.200	1-9	.111	6-8	.750	4	8	12	0.6	12	0	11	17	0	4	15	0.8	
2017-18	29-4	401/13.8	13-44	.295	8-21	.381	10-21	.476	13	25	38	1.3	36	1	45	26	0	29	44	1.5	
2018-19	1-0	6/6.0	0-1	.000	0-0	.000	0-0	.000	0	0	0	0.0	0	0	0	0	0	0	0	0.0	
TOTAL	50-4	560/11.2	17-65	.262	9-30	.300	16-29	.552	17	33	50	1.0	48	1	56	43	0	33	59	1.2	



20 TAYLOR PEARSON

Career Superlatives		
	Sea.	Car.
10+ Pts:	0	3
20+ Pts:	0	0
5+ Rebs:	1	9
10+ Rebs:	0	0
5+ Asts:	1	1
2+ Blks:	0	0
2+ Stls:	0	2
Double-D:	0	0

MARW Individual Game-by-Game (as of Nov 14, 2018) All games

#20 PEARSON, Taylor

Opponent	Date	gs	min	Total		3-Pointers		Free throws		Rebounds				pf	a	t/o	blk	stl	pts	avg
				fg-fga	pct	3fg-fga	pct	ft-fita	pct	off	def	tot	avg							
INDIANA STATE	11/7/18	*	34	1-7	.143	1-4	.250	1-2	.500	2	6	8	8.0	1	5	0	1	1	4	4.0
at Bowling Green	11/13/18	*	25	2-7	.286	0-4	.000	2-4	.500	1	2	3	5.5	4	0	2	0	0	6	5.0
Totals			2	59	3-14	.214	1-8	.125	3-6	.500	3	8	11	5.5	5	5	2	1	10	5.0

Games played: 2
Minutes/game: 29.5
Points/game: 5.0
FG Pct: 21.4
3FG Pct: 12.5
FT Pct: 50.0

Rebounds/game: 5.5
Assists/game: 2.5
Turnovers/game: 1.0
Assist/turnover ratio: 2.5
Steals/game: 0.5
Blocks/game: 0.5

CAREER HIGHS

POINTS

S:.....6 at BGSU, 11/13/18
C:12 2x last vs. FAU, 3/1/18

FIELD GOALS

S:.....2 at BGSU, 11/13/18
C:5 vs Alice Lloyd, 12/30/17

FGA

S:.....7 2x last at BGSU, 11/13/18
C:9 3x last at FAU, 1/5/18

3-POINTERS

S:.....1 vs. Indiana State, 11/7/18
C:2 2x last vs. FAU, 3/1/18

3PTA

S:.....4 2x last at BGSU, 11/13/18
C:6 vs. Longwood, 11/10/17

FREE THROWS

S:.....2 at BGSU, 11/13/18
C:4 3x last vs UTSA, 2/8/18

FTA

S:.....4 at BGSU, 11/13/18
C:7 at Rice, 2/22/18

REBOUNDS

S:.....8 vs. Indiana State, 11/7/18
C: . 8 2x last vs. Indiana St., 11/7/18

ASSISTS

S:.....5 vs. Indiana State, 11/7/18
C:5 vs. Indiana State, 11/7/18

BLOCKS

S:.....1 vs. Indiana State, 11/7/18
C: . 1 3x last vs. Indiana St., 11/7/18

STEALS

S:.....1 vs. Indiana State, 11/7/18
C:3 vs. KCU, 12/18/17

MINUTES

S:.....34 vs. Indiana State, 11/7/18
C:34 vs. Indiana State, 11/7/18

CAREER STATISTICS

			Total		3-Point		F-Throws		Rebounds										Scoring	
Season	gp-gs	min/avg	fg-fga	pct	fg-fga	pct	ft-fita	pct	off	def	tot	avg	pf	fo	ast	to	blk	stl	pts	avg
2017-18	29-4	572/19.7	54-140	.386	14-51	.275	40-55	.727	33	61	94	3.2	57	0	30	44	2	13	162	5.6
2018-19	2-2	59/29.5	3-14	.214	1-8	.125	3-6	.500	3	8	11	5.5	5	0	5	2	1	1	10	5.0
TOTAL	31-6	631/20.4	57-154	.370	15-59	.254	43-61	.705	36	69	105	3.4	62	0	35	46	3	14	172	5.5



21 BRIANNA TONEY

Career Superlatives		
	Sea.	Car.
10+ Pts:	0	0
20+ Pts:	0	0
5+ Rebs:	0	0
10+ Rebs:	0	0
5+ Asts:	0	0
2+ Blks:	0	0
2+ Stls:	0	0
Double-D:	0	0

MARW Individual Game-by-Game (as of Nov 14, 2018)

All games

#21 TONEY, Brianna

Opponent	Date	qs	min	Total		3-Pointers		Free throws		Rebounds				pf	a	t/o	blk	stl	pts	avg
				fg-fga	pct	3fg-fga	pct	ft-fa	pct	off	def	tot	avg							
INDIANA STATE	11/7/18		dnp	-	-	-	-	-	-	-	-	-	-	-	-	-	-	-	-	-
at Bowling Green	11/13/18		12	0-2	.000	0-1	.000	0-0	.000	0	2	2	2.0	2	0	1	0	1	0	0.0
Totals		0	12	0-2	.000	0-1	.000	0-0	.000	0	2	2	2.0	2	0	1	0	1	0	0.0

Games played: 1
Minutes/game: 12.0
FG Pct: 0.0
3FG Pct: 0.0

Rebounds/game: 2.0
Turnovers/game: 1.0
Steals/game: 1.0

CAREER HIGHS

POINTS

S:..... N/A
C: 5 2x, last at NT, 2/24/18

FIELD GOALS

S:..... N/A
C: 2 2x last at NT, 2/24/18

FGA

S:..... 2 at BGSU, 11/13/18
C: 5 vs Alice Lloyd, 12/30/17

3-POINTERS

S:..... N/A
C: 1 4x last at NT, 2/24/18

3PTA

S:..... 1 at BGSU, 11/13/18
C: 2 2x last at NT, 2/24/18

FREE THROWS

S:..... N/A
C: 1 at Rice, 2/22/18

FTA

S:..... N/A
C: 2 at Rice, 2/22/18

REBOUNDS

S:..... 2 at BGSU, 11/13/18
C: 3 3x last at NT, 2/24/18

ASSISTS

S:..... N/A
C: N/A

BLOCKS

S:..... N/A
C: 1 vs Alice Lloyd, 12/30/17

STEALS

S:..... 1 at BGSU, 11/13/18
C: 1 at BGSU, 11/13/18

MINUTES

S:..... 12 at BGSU, 11/13/18
C: 12 at BGSU, 11/13/18

CAREER STATISTICS

			Total		3-Point		F-Throws		Rebounds										Scoring	
Season	gp-gs	min/avg	fg-fga	pct	fg-fga	pct	ft-fa	pct	off	def	tot	avg	pf	fo	ast	to	blk	stl	pts	avg
2017-18	12-0	48/4.0	8-17	.471	4-7	.571	1-2	.500	4	8	12	1.0	5	0	0	0	1	1	21	1.8
2018-19	1-0	12/12.0	0-2	.000	0-1	.000	0-0	.000	0	2	2	2.0	2	0	0	1	0	1	0	0.0
TOTAL	13-0	60/4.6	8-19	.421	4-8	.500	1-2	.500	4	10	14	1.1	7	0	0	1	1	2	21	1.6



22 KHADAIJIA BROOKS

Career Superlatives		
	Sea.	Car.
10+ Pts:	1	7
20+ Pts:	0	1
5+ Rebs:	1	19
10+ Rebs:	1	6
5+ Asts:	0	1
2+ Blks:	1	6
2+ Stls:	0	5
Double-D:	1	4

MARW Individual Game-by-Game (as of Nov 14, 2018) All games

#22 BROOKS, Khadaija

Opponent	Date	qs	min	Total		3-Pointers		Free throws		Rebounds				pf	a	t/o	blk	stl	pts	avg
				fg-fga	pct	3fg-fga	pct	ft-fla	pct	off	def	tot	avg							
INDIANA STATE	11/7/18	*	32	7-13	.538	0-1	.000	2-2	1.000	1	10	11	11.0	2	0	5	2	0	16	16.0
at Bowling Green	11/13/18	*	19	1-7	.143	0-4	.000	0-0	.000	0	2	2	6.5	2	1	1	1	0	2	9.0
Totals			2	51	8-20	.400	0-5	.000	2-2	1.000	1	12	13	6.5	4	1	6	3	18	9.0

CAREER HIGHS

POINTS

S:..... 16 vs. Indiana State, 11/7/18
C: 22 vs. MFK, 12/20/16

FIELD GOALS

S:..... 7 vs. Indiana State, 11/7/18
C: 8 vs. MFK, 12/20/16

FGA

S:..... 13 vs. Indiana State, 11/7/18
C: 13 vs. Indiana State, 11/7/18

3-POINTERS

S:..... N/A
C: 4 vs. MFK, 12/20/16

3PTA

S:..... 4 at BGSU, 11/13/18
C: 6 twice, last vs. MT, 1/12/17

FREE THROWS

S:..... 2 vs. Indiana State, 11/7/18
C: 4 twice, last at Charlotte, 1/7/17

FTA

S:..... 2 vs. Indiana State, 11/7/18
C: 4 twice, last at Charlotte, 1/7/17

REBOUNDS

S:..... 11 vs. Indiana State, 11/7/18
C: 12 vs. MFK, 12/20/16

ASSISTS

S:..... 1 at BGSU, 11/13/18
C: 5 vs. Southern Miss, 2/2/17

BLOCKS

S:..... 2 vs. Indiana State, 11/7/18
C: ...3 twice, last vs. MFK, 12/20/16

STEALS

S:..... N/A
C: 3 vs. UTSA, 2/6/16

MINUTES

S:..... 32 vs. Indiana State, 11/7/18
C:38 twice, last vs. USM, 2/2/17

Games played: 2

Minutes/game: 25.5

Points/game: 9.0

FG Pct: 40.0

3FG Pct: 0.0

FT Pct: 100.0

Rebounds/game: 6.5

Assists/game: 0.5

Turnovers/game: 3.0

Assist/turnover ratio: 0.2

Blocks/game: 1.5

CAREER STATISTICS

			Total		3-Point		F-Throws		Rebounds											Scoring	
Season	gp-gs	min/avg	fg-fga	pct	fg-fga	pct	ft-fla	pct	off	def	tot	avg	pf	fo	ast	to	blk	stl	pts	avg	
2015-16	31-0	234/7.5	18-47	.383	1-6	.167	5-10	.500	17	37	54	1.7	24	0	15	20	10	9	42	1.4	
2016-17	22-21	647/29.4	66-133	.496	20-57	.351	19-28	.679	41	102	143	6.5	40	0	33	26	14	18	171	7.8	
2018-19	2-2	51/25.5	8-20	.400	0-5	.000	2-2	1.000	1	12	13	6.5	4	0	1	6	3	0	18	9.0	
TOTAL	55-23	932/16.9	92-200	.460	21-68	.309	26-40	.650	59	151	210	3.8	68	0	49	52	27	27	231	4.2	



23 KRISTEN MAYO

Career Superlatives		
	Sea.	Car.
10+ Pts:	0	9
20+ Pts:	0	0
5+ Rebs:	1	2
10+ Rebs:	0	0
5+ Asts:	1	5
2+ Blks:	0	0
2+ Stls:	0	7
Double-D:	0	0

MARW Individual Game-by-Game (as of Nov 14, 2018) All games

#23 MAYO, Kristen

Opponent	Date	qs	min	Total		3-Pointers		Free throws		Rebounds				pf	a	t/o	blk	stl	pts	avg	
				fg-fga	pct	3fg-fga	pct	ft-fa	pct	off	def	tot	avg								
INDIANA STATE	11/7/18	*	31	2-6	.333	2-4	.500	4-4	1.000	0	1	1	1.0	3	2	3	0	2	10	10.0	
at Bowling Green	11/13/18	*	29	3-6	.500	1-4	.250	2-2	1.000	0	5	5	3.0	2	6	2	0	1	9	9.5	
Totals			2	60	5-12	.417	3-8	.375	6-6	1.000	0	6	6	3.0	5	8	5	0	3	19	9.5

CAREER HIGHS

POINTS

S:..... 10 vs. Indiana State, 11/7/18
C: 14 2x, last at TSU, 12/21/17

FIELD GOALS

S:..... 3 at BGSU, 11/13/18
C: 6 at Cleveland State, 11/19/17

FGA

S:..... 6 2x last at BGSU, 11/13/18
C: 16 at FIU, 1/7/18

3-POINTERS

S:..... 2 vs. Indiana State, 11/7/18
C: 3 vs. App. State, 12/16/17

3PTA

S:..... 4 2x last at BGSU, 11/13/18
C: 7 at Cleveland State, 11/19/17

FREE THROWS

S:..... 4 vs. Indiana State, 11/7/18
C: 5 vs. UTSA, 2/8/18

FTA

S:..... 4 vs. Indiana State, 11/7/18
C: 6 vs. UTSA, 2/8/18

REBOUNDS

S:..... 5 at BGSU, 11/13/18
C: 5 2x last at BGSU, 11/13/18

ASSISTS

S:..... 6 at BGSU, 11/13/18
C: 7 at Charlotte, 2/2/18

BLOCKS

S:..... N/A
C: 1 2x last vs. UAB, 2/10/18

STEALS

S:..... 2 vs. Indiana State, 11/7/18
C: 4 2x last at Charlotte, 2/2/18

MINUTES

S:..... 31 vs. Indiana State, 11/7/18
C: 36 vs. UTSA, 2/8/18

Games played: 2
Minutes/game: 30.0
Points/game: 9.5
FG Pct: 41.7
3FG Pct: 37.5
FT Pct: 100.0

Rebounds/game: 3.0
Assists/game: 4.0
Turnovers/game: 2.5
Assist/turnover ratio: 1.6
Steals/game: 1.5

CAREER STATISTICS

Season	gp-gs		min/avg		Total		3-Point		F-Throws		Rebounds				Scoring					
	fg-fga	pct	fg-fga	pct	ft-fa	pct	off	def	tot	avg	pf	fo	ast	to	blk	stl	pts	avg		
2017-18	29-25	821/28.3	70-214	.327	34-94	.362	31-42	.738	7	67	74	2.6	57	0	85	75	2	31	205	7.1
2018-19	2-2	60/30.0	5-12	.417	3-8	.375	6-6	1.000	0	6	6	3.0	5	0	8	5	0	3	19	9.5
TOTAL	31-27	881/28.4	75-226	.332	37-102	.363	37-48	.771	7	73	80	2.6	62	0	93	80	2	34	224	7.2



33 Aerial Adkins

Career Superlatives		
	Sea.	Car.
10+ Pts:	0	0
20+ Pts:	0	0
5+ Rebs:	0	0
10+ Rebs:	0	0
5+ Asts:	0	0
2+ Blks:	0	0
2+ Stls:	0	0
Double-D:	0	0

CAREER HIGHS

POINTS

S:..... N/A
C: N/A

FIELD GOALS

S:..... N/A
C: N/A

FGA

S:..... N/A
C: N/A

3-POINTERS

S:..... N/A
C: N/A

3PTA

S:..... N/A
C: N/A

FREE THROWS

S:..... N/A
C: N/A

FTA

S:..... N/A
C: N/A

REBOUNDS

S:..... N/A
C: N/A

ASSISTS

S:..... N/A
C: N/A

BLOCKS

S:..... N/A
C: N/A

STEALS

S:..... N/A
C: N/A

MINUTES

S:..... N/A
C: N/A

CAREER STATISTICS

--



34 Lorelei Roper

Career Superlatives		
	Sea.	Car.
10+ Pts:	0	0
20+ Pts:	0	0
5+ Rebs:	0	0
10+ Rebs:	0	0
5+ Asts:	0	0
2+ Blks:	0	0
2+ Stls:	0	0
Double-D:	0	0

MARW Individual Game-by-Game (as of Nov 14, 2018)

All games

#34 ROPER, Lorelei

CAREER HIGHS

POINTS

S:..... 3 vs. Indiana St., 11/7/18

C: 3 vs. Indiana St., 11/7/18

FIELD GOALS

S:..... 1 vs. Indiana St., 11/7/18

C: 1 vs. Indiana St., 11/7/18

FGA

S:..... 2 2x last at BGSU, 11/13/18

C: 2 2x last at BGSU, 11/13/18

3-POINTERS

S:..... N/A

C: N/A

3PTA

S:..... N/A

C: N/A

FREE THROWS

S:..... 1 vs. Indiana St., 11/7/18

C: 1 vs. Indiana St., 11/7/18

FTA

S:..... 3 vs. Indiana St., 11/7/18

C: 3 vs. Indiana St., 11/7/18

REBOUNDS

S:..... 3 vs. Indiana St., 11/7/18

C: 3 vs. Indiana St., 11/7/18

ASSISTS

S:..... 1 2x last at BGSU, 11/13/18

C: 1 2x last at BGSU, 11/13/18

BLOCKS

S:..... 1 2x last at BGSU, 11/13/18

C: 1 2x last at BGSU, 11/13/18

STEALS

S:..... 1 vs. Indiana St., 11/7/18

C: 1 vs. Indiana St., 11/7/18

MINUTES

S:.....13 at BGSU, 11/13/18

C:13 at BGSU, 11/13/18

Opponent	Date	gs	min	Total		3-Pointers		Free throws		Rebounds				pf	a	t/o	blk	stl	pts	avg
				fg-fga	pct	3fg-fga	pct	ft-fa	pct	off	def	tot	avg							
INDIANA STATE	11/7/18	9		1-2	.500	0-0	.000	1-3	.333	2	1	3	3.0	3	1	1	1	1	3	3.0
at Bowling Green	11/13/18	13		0-2	.000	0-0	.000	0-2	.000	0	0	0	1.5	4	1	2	1	0	0	1.5
Totals		0	22	1-4	.250	0-0	.000	1-5	.200	2	1	3	1.5	7	2	3	2	1	3	1.5

Games played: 2

Minutes/game: 11.0

Points/game: 1.5

FG Pct: 25.0

FT Pct: 20.0

Rebounds/game: 1.5

Assists/game: 1.0

Turnovers/game: 1.5

Assist/turnover ratio: 0.7

Steals/game: 0.5

Blocks/game: 1.0

CAREER STATISTICS

			Total		3-Point		F-Throws		Rebounds											Scoring	
Season	gp-gs	min/avg	fg-fga	pct	fg-fga	pct	ft-fa	pct	off	def	tot	avg	pf	fo	ast	to	blk	stl	pts	avg	
2018-19	2-0	22/11.0	1-4	.250	0-0	.000	1-5	.200	2	1	3	1.5	7	0	2	3	2	1	3	1.5	
TOTAL	2-0	22/11.0	1-4	.250	0-0	.000	1-5	.200	2	1	3	1.5	7	0	2	3	2	1	3	1.5	

TV/RADIO ROSTER



0 KIA SIVILS
G - 5-7 - FR
LOUISVILLE, KY.



1 JOVANA VUCETIC
F - 6-1 - JR
LOZNICA, SERBIA



2 LOGAN FRALEY
G - 5-10 - SR
ASHLAND, KY.



5 PRINCESS CLEMONS
G/F - 5-11 - JR
CHESTER, PA.




10 ASHLEY SAINTIGENE
F - 6-2 - JR
LAUDERDALE LAKES, FLA.




11 TAYLOR PORTER
G - 5-8 - RS SR
LOUISA, KY.



14 SHAYNA GORE
G/F - 5-8 - SR
LOGAN, W.VA.



15 TANA DRIVER
G - 5-0 - RS JR
IRVING, TEXAS



20 TAYLOR PEARSON
F - 5-7 - SO
COLUMBUS, OHIO



21 BRIANNA TONEY
F - 5-11 - SO
BEXLEY, OHIO



22 KHADAIJIA BROOKS
G/F - 5-10 - RS-JR
BRISTOL, CONN



23 KRISTEN MAYO
G - 5-5 - SO
GRAYSON, KY.



33 AERIAL ADKINS
G/F - 5-10 - FR
WAYNE, W.VA.



34 LORELEI ROPER
F/C - 6-1 - FR
CHARLOTTE, N.C



TONY KEMPER
HEAD COACH
2ND SEASON



ADRIA CRAWFORD
ASSISTANT COACH
1ST SEASON



LAZAR MILINKOVIC
ASSISTANT COACH
3RD SEASON



STEPHANIE STOGLIN-REED
ASSISTANT COACH
3RD SEASON



ELIZABETH BROWN
DIRECTOR OF OPS.
1ST SEASON



KIANA EVANS
GRADUATE ASSISTANT
2ND SEASON