

# 2019 HBU BASEBALL



# 2019 HBU HUSKIES BASEBALL



**DR. ROBERT B. SLOAN**  
*University President*



**STEVE MONIACI**  
*Director of Athletics*

## CONTENTS

Quick Facts .....	1	History .....	33-54
Media Information/SID Contacts .....	2	2018 Stats .....	34
Schedule .....	3	2018 Results .....	35
Roster .....	4	Career Records .....	36-37
Coaches .....	5-12	Single-Season Records .....	38-39
Jared Moon .....	6-7	Single-Game/Team Records .....	40
Xavier Hernandez .....	8	Year-By-Year Results .....	41-48
Russell Stockton .....	9	All-Time Series Records .....	49
Brent Schmidt .....	10	Awards .....	50-51
Support Staff .....	11-12	Letterwinners .....	52-53
2019 HBU Huskies .....	13-32	Huskies in the Pros .....	54
Returners .....	14-29	Southland Conference .....	55
Newcomers .....	30-32		

## UNIVERSITY MISSION STATEMENT

The mission of Houston Baptist University is to provide a learning experience for students that instills in them a passion for academic, spiritual, and professional excellence as a result of our central confession, "Jesus Christ is Lord."

## HBU ATHLETIC DEPARTMENT MISSION STATEMENT

To be committed to Christ-centered development of people through intercollegiate athletics.

To aid the University in recruitment of the general student body and create school spirit and pride among students, faculty, staff and alumni.

To help provide positive identity for the University through our athletic endeavors.

To provide a competitive, diverse, and equitable athletic program in compliance with applicable rules and regulations that promotes opportunities for student-athletes to earn a degree, to achieve individual athletic potential within team goals, and to emphasize spiritual and social growth."

## CREDITS

The 2019 HBU Baseball Media Guide is an official publication of the HBU Athletics Department and cannot be reproduced without the permission of the HBU Media Relations Office. Please contact Russ Reneau (rreneau@hbu.edu) with any questions or corrections.

**Editor:** Russ Reneau

**Layout/Graphic Design:** Russ Reneau

**Assistant Editors:** Jeff Sutton, Ivan Smith

**Additional Research:** Steven Key, Jacque Cottrell, Pilar Donnelly, Brittany Barton, Lauren Bozeman, JP Sarver, Kourtney Lofton, Tyler Carver, Kaity Cummings, Matthew McCollough, Erica Reyes

**Photography:** Juan DeLeon (Juan DeLeon Studios) and Russ Reneau

## GENERAL

Founded .....	1960
Location .....	Houston, Texas
Enrollment .....	3,325
Nickname .....	Huskies
Colors .....	Blue & Orange
Conference .....	Southland
President .....	Dr. Robert B. Sloan
Athletics Director .....	Steve Moniaci
Faculty Athletics Representative .....	Dr. Robert "Bobby" Towery
Senior Woman Administrator .....	Mary-Ellen Hall

## VENUE

Name/Year Opened .....	Husky Field/1990
Capacity .....	500
Dimensions .....	LL: 330 LC: 380 CF: 405 RC: 380 RL: 330
Press Box Phone .....	281.649.3941

## COACHING STAFF

Head Coach .....	Jared Moon
Alma Mater, Year .....	HBU, 1994
Record at HBU (14th Season) .....	363-367-2
Career Record (14th Season) .....	363-367-2
Assistant Coaches .....	Xavier Hernandez, Russell Stockton
Volunteer Assistant Coach .....	Brent Schmidt
Director of Baseball Operations .....	Ryan Farney
Baseball Office Phone .....	281.649.3332

## TEAM INFORMATION

2018 Overall/SLC Record (Finish) .....	29-30/18-12 (T-3rd)
Letterwinners Returning/Lost .....	10/16
Starters Returning/Lost .....	4/7
Position Players .....	2/6
Starting Pitchers .....	2/1
Newcomers .....	21
NCAA Appearances/Last .....	1/2015

## MEDIA RELATIONS

Assistant Athletic Director/Baseball Contact .....	Russ Reneau
E-Mail .....	rreneau@hbu.edu
Office .....	281.649.3098
Cell .....	281.923.0813
Assistant Director .....	Jeff Sutton
E-Mail .....	jsutton@hbu.edu
Office .....	281.649.3802
Cell .....	512.426.3275
Graduate Assistant .....	Ivan Smith
E-Mail .....	smithki@hbu.edu
Office .....	281.649.3324
Cell .....	832.221.6561
Website .....	HBUHuskies.com
Twitter .....	@HBUHuskies/@HBUHuskiesBSB

## ATHLETIC TRAINING

Director .....	Richie Valdes
Associate Director .....	Dana Quinterro
Assistant Athletic Trainers .....	Chris Eaton, Hannah Stelzer, Emily Gusew, Laura McKowen, Rachel Poe (BSB)
Intern .....	Nick Portillo
Graduate Assistants .....	Kelli Lowe, Simone Mayer

# #DawgsUp

**OPPONENT SID CONTACTS**

**ABILENE CHRISTIAN**

BSB Contact ..... Lance Fleming  
 E-mail..... flemingl@asu.edu  
 Office ..... 325.674.2693  
 Cell..... 325.665.3543  
 Press Box Phone ..... 325.674.6934  
 Website ..... acusports.com

**CENTRAL ARKANSAS**

BSB Contact ..... Steve East  
 E-mail..... seast@uca.edu  
 Office ..... 501.450.5743  
 Cell..... 501.339.8215  
 Press Box Phone ..... 501.339.8215  
 Website ..... ucasports.com

**CINCINNATI**

BSB Contact ..... Mollie Radzinski  
 E-mail..... mollie.radzinski@uc.edu  
 Office ..... 513.556.0667  
 Cell..... 585.520.1487  
 Press Box Phone ..... 513.556.4603  
 Website ..... gobearcats.com

**DALLAS BAPTIST**

BSB Contact ..... Reagan Ratcliff  
 E-mail..... reagan@dbu.edu  
 Office ..... 214.333.5942  
 Cell..... 214.356.6309  
 Press Box Phone .....  
 Website ..... dbupatriots.com

**INCARNATE WORD**

BSB Contact ..... Cari Gold  
 E-mail..... cgold@uiwtx.edu  
 Office ..... 210.829.6041  
 Cell.....  
 Press Box Phone ..... 210.896.8694  
 Website ..... uiwcardinals.com

**LAMAR**

BSB Contact ..... Cooper Welch  
 E-mail..... awelch2@lamar.edu  
 Office ..... 409.880.7845  
 Cell..... 903.439.7272  
 Press Box Phone ..... 409.880.8327  
 Website ..... lamarcardinals.com

**MCNEESE**

BSB Contact ..... Ryan Landry  
 E-mail..... rlandry@mcneese.edu  
 Office ..... 337.475.5941  
 Cell.....  
 Press Box Phone ..... 337.475.8007  
 Website ..... mcneesesports.com

**NEW ORLEANS**

BSB Contact ..... Emmanuel Pepis  
 E-mail..... epepis@uno.edu  
 Office ..... 504.280.6284  
 Cell..... 504.813.1827  
 Press Box Phone ..... 504.782.3590  
 Website ..... unoprivateers.com

**NICHOLLS**

BSB Contact ..... Jordan Bergeron  
 E-mail..... jordan.bergeron@nicholls.edu  
 Office ..... 985.448.4281  
 Cell..... 985.414.5359  
 Press Box Phone ..... 985.448.4834  
 Website ..... geauxcolonels.com

**NORTHEASTERN**

BSB Contact ..... Mike Skovan  
 E-mail..... m.skovan@northeastern.edu  
 Office ..... 617.373.7931  
 Cell.....  
 Press Box Phone .....  
 Website ..... nuhuskies.com

**NORTHWESTERN STATE**

BSB Contact ..... Jason Pugh  
 E-mail..... pughj@nsula.edu  
 Office ..... 318.357.6469  
 Cell..... 318.663.5701  
 Press Box Phone ..... 318.357.4606  
 Website ..... nsudemons.com

**PRAIRIE VIEW A&M**

BSB Contact ..... Duane Lewis  
 E-mail..... dclewis@pvamu.edu  
 Office ..... 936.261.3950  
 Cell.....  
 Press Box Phone .....  
 Website ..... pvpanthers.com

**SAM HOUSTON STATE**

BSB Contact ..... Ben Rikard  
 E-mail..... ben.rikard@shsu.edu  
 Office ..... 936.294.1764  
 Cell..... 936.554.2077  
 Press Box Phone ..... 936.294.4132  
 Website ..... gobearkats.com

**STEPHEN F. AUSTIN**

BSB Contact ..... Charlie Hurley  
 E-mail..... hurleycp@sfasu.edu  
 Office ..... 936.468.5800  
 Cell..... 218.341.5113  
 Press Box Phone ..... 218.341.5113  
 Website ..... sfajacks.com

**TEXAS A&M**

BSB Contact ..... Thomas Dick  
 E-mail..... tddick@athletics.tamu.edu  
 Office ..... 979.862.5486  
 Cell..... 512.784.2153  
 Press Box Phone ..... 979.458.3604  
 Website ..... 12thman.com

**TEXAS A&M-CORPUS CHRISTI**

BSB Contact ..... Jay Sullivan  
 E-mail..... james.sullivan@tamucc.edu  
 Office ..... 361.825.2831  
 Cell.....  
 Press Box Phone ..... 361.793.4393  
 Website ..... www.goislanders.com

**TEXAS SOUTHERN**

BSB Contact ..... Alan Wiederhold-Sohn  
 E-mail..... alan@lonestarstats.com  
 Office ..... 713.313.6829  
 Cell..... 281.536.1172  
 Press Box Phone ..... 281.536.1172  
 Website ..... tsusports.com

**TEXAS STATE**

BSB Contact ..... Phillip Pongratz  
 E-mail..... pdp30@txstate.edu  
 Office ..... 512.245.4692  
 Cell..... 931.446.4001  
 Press Box Phone ..... 620.450.7711  
 Website ..... txstatebobcats.com

**TULANE**

BSB Contact ..... Clyde Verdin  
 E-mail..... cverdin1@tulane.edu  
 Office ..... 504.314.7271  
 Cell.....  
 Press Box Phone .....  
 Website ..... tulanegreenwave.com

**UT RIO GRANDE VALLEY**

BSB Contact ..... Jonah Goldberg  
 E-mail..... jonah.goldberg@utrgv.edu  
 Office ..... 956.665.2240  
 Cell..... 516.659.1177  
 Press Box Phone .....  
 Website ..... goutrgv.com

**UTSA**

BSB Contact ..... Brent Ingram  
 E-mail..... brent.ingram@utsa.edu  
 Office ..... 210.458.8651  
 Cell.....  
 Press Box Phone ..... 210.458.4612  
 Website ..... goutsa.edu

**SOUTHLAND CONFERENCE**

BSB Contact ..... Josh Yonis  
 E-mail..... jyonis@southland.org  
 Office ..... 972.422.9500 x107  
 Cell.....  
 Website ..... southland.org

**MEDIA INFORMATION**

**Working Credentials:** Requests for press credentials should be directed to the HBU Athletic Media Relations Office and received no fewer than 24 hours prior to the contest. Upon acceptance of application, the appropriate passes will be held for pickup at the Husky Field Will Call window. All working press members will be seated in the press box as space allows. Outlets which cover HBU regularly will be given priority.

**Radio Broadcasts:** Application for broadcasting permission must be made in writing to the HBU Media Relations Office at least one week prior to each contest and is available on a reciprocal basis. Seating will be provided for no more than two people. Any station other than the designated official station of each visiting institution will be charged a \$100 rights fee.

**Student-Athlete Interviews:** All requests for player interviews, either in person or via phone, must be arranged no less than 24 hours in advance through the HBU Athletic Media Relations Office. No student-athlete interviews will be granted on gamedays until after each contest. HBU student-athletes will be available after games following the NCAA 10-minute cooling-off period.

**Coach Interviews:** Head coach Jared Moon will be available in the designated media area following each game after a postgame meeting with the team. Please contact HBU Assistant Athletic Director for Media Relations and Broadcasting, Russ Reneau (rreneau@hbu.edu), for Coach Moon's availability during the week.

**General:** The HBU Athletics Media Relations Office will accommodate each request to the best of its ability. The more advance notice is given, the easier it will be to provide media outlets with the best access to HBU Athletics as possible. Please contact Russ Reneau (rreneau@hbu.edu or 281.923.0813) with any requests and every effort will be made to accommodate each request.

DATE	DAY	OPPONENT	LOCATION	TIME
<b>FEBRUARY</b>				
15	FRI.	NORTHEASTERN	HUSKY FIELD	2 P.M.
16	SAT.	NORTHEASTERN	HUSKY FIELD	1 P.M.
17	SUN.	NORTHEASTERN	HUSKY FIELD	2 P.M.
19	Tue.	at UT Rio Grande Valley	Edinburg, Texas	12 p.m.
22	FRI.	CINCINNATI	HUSKY FIELD	2 P.M.
23	SAT.	CINCINNATI	HUSKY FIELD	1 P.M.
24	SUN.	CINCINNATI	HUSKY FIELD	2 P.M.
26	Tue.	at Texas A&M	College Station, Texas	6:35 p.m.
<b>MARCH</b>				
1	Fri.	at Dallas Baptist	Dallas, Texas	6:30 p.m.
2	Sat.	at Dallas Baptist	Dallas, Texas	2 p.m.
3	Sun.	at Dallas Baptist	Dallas, Texas	1 p.m.
5	TUE.	LAMAR	HUSKY FIELD	2 P.M.
8	FRI.	*SAM HOUSTON STATE	HUSKY FIELD	2 P.M.
9	SAT.	*SAM HOUSTON STATE	HUSKY FIELD	1 P.M.
10	SUN.	*SAM HOUSTON STATE	HUSKY FIELD	2 P.M.
12	TUE.	PRAIRIE VIEW A&M	HUSKY FIELD	3 P.M.
15	Fri.	*at Stephen F. Austin	Nacogdoches, Texas	6 p.m.
16	Sat.	*at Stephen F. Austin	Nacogdoches, Texas	2 p.m.
17	Sun.	*at Stephen F. Austin	Nacogdoches, Texas	1 p.m.
19	TUE.	UTSA	HUSKY FIELD	3 P.M.
22	Fri.	at Tulane	New Orleans, Louisiana	6:30 p.m.
23	Sat.	at Tulane	New Orleans, Louisiana	2 p.m.
24	Sun.	at Tulane	New Orleans, Louisiana	1 p.m.
26	TUE.	PRAIRIE VIEW A&M	HUSKY FIELD	3 P.M.
29	FRI.	*NORTHWESTERN STATE	HUSKY FIELD	2 P.M.
30	SAT.	*NORTHWESTERN STATE	HUSKY FIELD	1 P.M.
31	SUN.	*NORTHWESTERN STATE	HUSKY FIELD	2 P.M.
<b>APRIL</b>				
2	Tue.	at Lamar	Beaumont, Texas	6 p.m.
5	Fri.	*at Texas A&M-Corpus Christi	Corpus Christi, Texas	6 p.m.
6	Sat.	*at Texas A&M-Corpus Christi	Corpus Christi, Texas	2 p.m.
7	Sun.	*at Texas A&M-Corpus Christi	Corpus Christi, Texas	1 p.m.
10	WED.	UT RIO GRANDE VALLEY	HUSKY FIELD	3 P.M.
12	FRI.	*ABILENE CHRISTIAN	HUSKY FIELD	2 P.M.
13	SAT.	*ABILENE CHRISTIAN	HUSKY FIELD	1 P.M.
14	SUN.	*ABILENE CHRISTIAN	HUSKY FIELD	2 P.M.
16	Tue.	at Texas State	San Marcos, Texas	6 p.m.
18	Thu.	*at Incarnate Word	San Antonio, Texas	6 p.m.
19	Fri.	*at Incarnate Word	San Antonio, Texas	4 p.m.
20	Sat.	*at Incarnate Word	San Antonio, Texas	1 p.m.
23	Tue.	at UTSA	San Antonio, Texas	6 P.M.
26	FRI.	*CENTRAL ARKANSAS	HUSKY FIELD	2 P.M.
27	SAT.	*CENTRAL ARKANSAS	HUSKY FIELD	1 P.M.
28	SUN.	*CENTRAL ARKANSAS	HUSKY FIELD	2 P.M.
30	TUE.	TEXAS SOUTHERN	HUSKY FIELD	3 P.M.
<b>MAY</b>				
3	Fri.	*at Nicholls	Thibodaux, Louisiana	6 p.m.
4	Sat.	*at Nicholls	Thibodaux, Louisiana	6 p.m.
5	Sun.	*at Nicholls	Thibodaux, Louisiana	1 p.m.
10	Fri.	*at New Orleans	New Orleans, Louisiana	6 p.m.
11	Sat.	*at New Orleans	New Orleans, Louisiana	2 p.m.
12	Sun.	*at New Orleans	New Orleans, Louisiana	1 p.m.
16	THU.	*MCNEESE	HUSKY FIELD	2 P.M.
17	FRI.	*MCNEESE	HUSKY FIELD	2 P.M.
18	SAT.	*MCNEESE	HUSKY FIELD	1 P.M.
22-25	Wed.-Sat.	at Southland Conference Tournament	Sugar Land, Texas	TBD
31-June 3	Fri.-Mon.	NCAA Regionals	Campus Sites	TBD
<b>JUNE</b>				
7-10	Fri.-Mon.	NCAA Super Regionals	Campus Sites	TBD
15-26	Sat.-Wed.	NCAA Men's College World Series	Omaha, Nebraska	TBD

All times Central and subject to change. Home games in BLUE CAPS.  
 \*Southland Conference game

## ROSTER

No.	Name	Pos.	Ht.	Wt.	Cl.	B/T	Hometown (High School/Previous School)
1	Anthony Jones	OF	5-9	180	SR	R/R	Missouri City, Texas (Ridge Point/Blinn)
2	Jake Scott	OF	5-10	175	SR	R/R	Huntington Beach, Calif. (Edison/Orange Coast)
3	Jordan Blackmon	OF	5-11	190	JR	R/R	Dallas, Texas (Bishop Dunne/NE Oklahoma A&M)
4	Trent Franson	IF	5-10	180	JR	R/R	Houston, Texas (Lutheran South/TCU/San Jacinto)
5	Matt Solomon	C	5-10	200	JR	R/R	Katy, Texas (Katy/Paris)
8	John Gillett	P	6-4	200	JR	L/L	College Station, Texas (Brazos Christian/Tyler)
9	Derek Reilly	IF	5-10	170	SR	R/R	Anaheim, Calif. (El Dorado/Santa Ana)
10	Chase Talbot	OF	6-0	190	JR	L/R	Beaumont, Texas (Monsignor Kelly/Northeast Texas)
11	Jacob Coats	P	6-6	223	JR	R/R	Schertz, Texas (Clemens/Paris)
13	Jeremy Simon	C	6-1	195	SO	R/R	Angleton, Texas (Brazosport Christian)
14	Hayden Baker	IF	6-0	175	SO	R/R	Katy, Texas (Katy/Angelina)
15	Cal Clark	IF	5-11	175	JR	R/R	Fairfax, Iowa (Cedar Rapids Prairie/Kirkwood)
16	Nathan Soriano	IF	6-2	190	JR	R/R	Tucson, Ariz. (Canyon del Oro/Central Arizona/Palomar)
17	JT Newton	P	6-1	210	SR	R/R	Bangs, Texas (Bangs/Cisco)
18	Kyle Gruller	P	6-3	190	JR	R/R	Cypress, Texas (Cypress Ridge/Wharton)
19	Spencer Oullette	IF	5-10	185	FR	R/R	Alvin, Texas (Alvin)
20	Tyler Clark	OF	6-0	190	JR	L/L	Mission Viejo, Calif. (Mission Viejo/Saddleback)
21	Taylor Franzman	P	5-10	210	SR	L/L	Garden Grove, Calif. (Pacifica/Golden West)
22	Jaron Roblyer	P	6-6	255	JR	R/R	Pearland, Texas (Pearland/Wharton)
23	Ryne Edmondson	OF	5-10	190	JR	L/R	Chandler, Ariz. (Perry/Cisco)
24	Chris Burns	P	6-1	190	FR	R/R	Houston, Texas (Westbury)
25	Cody Collins	P	6-3	210	JR	R/R	Bryan, Texas (Rudder/Blinn)
26	Brandon Bena	OF	6-1	200	JR	R/R	Omaha, Neb. (Creighton Prep/Iowa Western)
27	Daniel Endsley	P	6-5	225	SR	R/R	Las Vegas, Nev. (Spring Valley/Hawai'i Pacific/Saddleback)
29	Brady Batten	P/Util.	6-0	195	SR	R/R	Bryan, Texas (Rudder/Northeast Texas)
30	Trevor Fonseca	OF	5-11	185	JR	L/L	Vancouver, B.C. (West Vancouver/Cypress)
32	Jared Cruz	P	6-0	195	FR	L/L	Corpus Christi, Texas (Carroll)
34	Zach Carter	P	5-10	177	SR	R/R	Arlington, Texas (Pantego Christian Academy)
35	Erik Voller	C	6-0	195	SR	R/R	Mission Viejo, Calif. (Trabuco Hills/Saddleback)
36	Elijah Simon	3B	6-0	190	JR	R/R	Angleton, Texas (Brazosport Christian)
37	Solomon Klimeck	P	6-2	170	JR	R/L	Eules, Texas (Trinity/Eastfield)
38	Johnny Gonzales	IF	6-3	205	JR	R/R	Frisco, Texas (Wakeland/TAMU-CC/Cisco)
39	Brent Pronger	P	6-6	185	JR	L/L	Burleson, Texas (Centennial/Hill/Vernon/New Mexico JC)

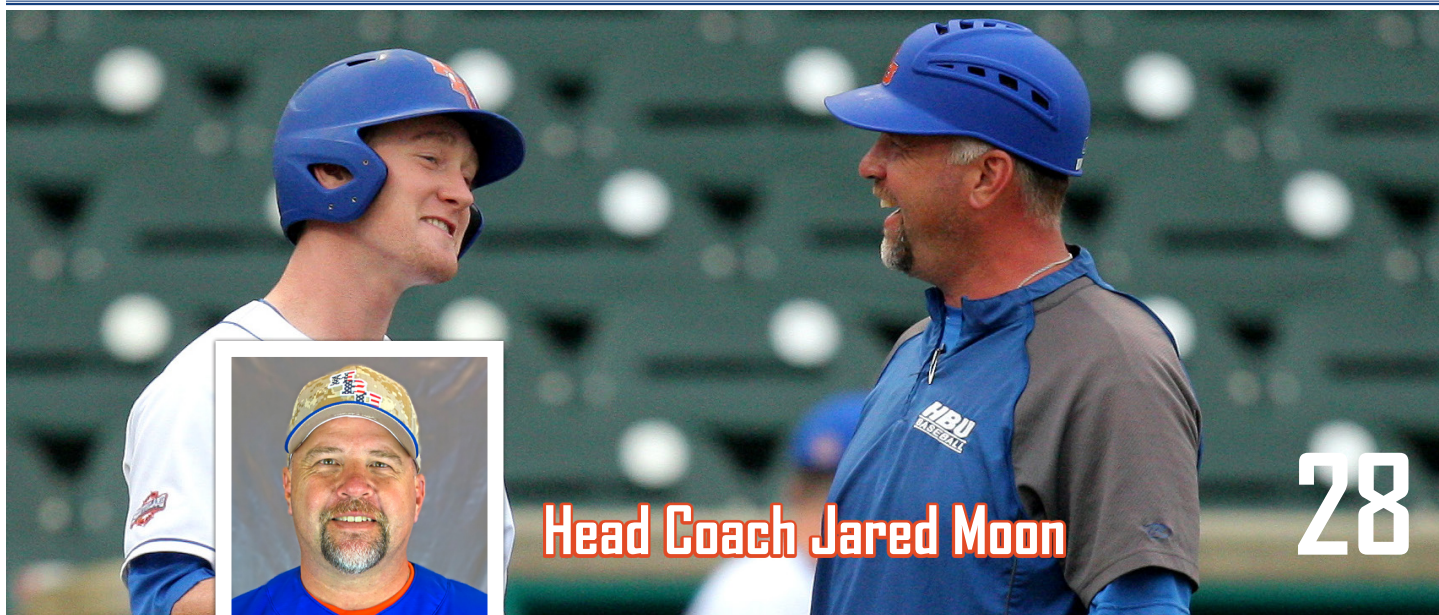
## COACHING STAFF

28	Jared Moon - Head Coach
31	Xavier Hernandez – Assistant Coach
7	Russell Stockton – Assistant Coach
12	Brent Schmidt - Volunteer Assistant Coach
	Ryan Farney – Director of Baseball Operations



## COACHES & STAFF

---



## Head Coach Jared Moon

# 28

**Alma Mater: HBU, 1994**  
**Record at HBU: 363-367-2 (14th Season)**  
**Career Record: 363-367-2 (14th Season)**

Jared Moon enters his 14th season at the helm of the HBU baseball program and is the Huskies' all-time winningest coach with 363 victories heading into the 2019 season. He has a 10-4 all-time record at the Southland Conference Tournament and guided the Huskies to their first-ever NCAA Baseball Championship appearance with a berth in the 2015 Houston Regional.

In 2018, HBU posted a 29-30 overall record, achieving its best Southland Conference finish by tying for third with an 18-12 mark. For the second-straight year, the Huskies advanced to championship Saturday at the SLC Tournament and knocked out the tournament's top seed, but fell short in the semifinals. Shortstop Tyler Depreta-Johnson won the ABCA/Rawlings Gold Glove Award, earned all-conference honors, was on the league's All-Defensive Team, then was drafted by the Texas Rangers. Outfielder Matt Heck was the league's hitter of the year and was joined on the all-conference first team by outfielder Spencer Halloran and pitcher Matthew McCollough. The Huskies slugged 61 home runs, the second-most in school history and the most in 12 seasons at the Division I level.

The Huskies went 29-25 during the 2017 campaign and finished fourth in the league with an 18-12 record. HBU lost its opening round matchup in the conference tournament, but won three straight, including an elimination game against top-seeded McNeese, before being eliminated one win shy of the championship game. Righthander JT Newton was named Southland Conference Relief Pitcher of the Year, Depreta-Johnson earned second-team all-conference honors and was selected to the All-Defensive Team, while outfielder Brandon Brintz earned honorable mention.

HBU clinched its postseason ticket by going 4-0 in the 2015 Southland Conference Tournament in Sugar Land, setting an NCAA record for conference tournament play with four-straight complete games by its starting pitchers – Matthew McCollough, Taylor Wright, Ross Kennell and Curtis Jones. Jones was named the Tournament MVP and was joined by Greg Espinosa, Andrew Alvarez and Thomas Clay on the All-Tournament Team. Zach Nehrir and Samm Wiggins earned first-team all-conference honors, while Louie Payetta made the third team. Wiggins was also a first-team all-region selection, and Jones earned his second-straight SLC Utility Player of the Year honor.



Nehrir became the highest draft pick in HBU history, selected with the first pick of the 16th round by the Arizona Diamondbacks. Wiggins signed as a free agent with the Tampa Bay Rays, while Wright signed with the Diamondbacks. During his tenure at HBU, both as a head coach and assistant coach, 38 players have gone on to play professional baseball.

The Huskies enter their sixth season as a member of the Southland Conference, their 10th season of NCAA Division I play overall, and have not shied away from competition, facing top programs such as Baylor, Texas, Texas A&M, Rice, Houston, TCU, Oklahoma, Nebraska, Dallas Baptist, and New Mexico State. On March 12, 2011, seventh-ranked TCU became the highest-ranked opponent HBU has defeated. The Huskies also recorded an upset of eighth-ranked Houston on March 3, 2015, and defeated the 25th-ranked Cougars, 3-2, on Feb. 21, 2017.

In their first season in the Southland, the Huskies led the league in team batting average (.292) and recorded its highest-ever RPI (77). Curtis Jones was Utility Player of the Year and outfielder Jordan McCoy earned all-conference honorable mention and Academic All-Conference honors. Nineteen players were named to the Commissioner's Honor Roll and first baseman Mike Chamberlain earned an F.L McDonald Postgraduate Scholarship and also made academic all-conference.

During its final season in the Great West Conference in 2013, HBU tied for second in the league during the regular season with a 17-10 conference mark and finished the year 34-24-1 overall. The Huskies won 13 of their last 14 games, rolled through the conference tournament with a 4-0



record, including a 13-3 rout of Northern Colorado in the championship game. Leftfielder Luke Clements earned first-team all-conference honors and was named MVP of the conference tournament. Jake Gonzalez, who became the school's all-time doubles leader during the campaign, also made the all-conference first team and the all-tournament team. Pitcher Ryan Lower went undefeated in conference play and was a first-team all-conference selection. Pitcher Tyler Hoelscher, shortstop CJ Jarvis and third baseman Curtis Jones were also named to the all-tournament team.

In 2012, the Huskies went 28-33 overall and 15-13 in GWC play to tie for third in the league. HBU also advanced to the championship game of the league tournament for the second-straight year and senior outfielder Jake Gonzalez earned second-team all-conference honors.

In 2011, HBU posted wins over No. 7 TCU and Dallas Baptist, a Super Regional participant that postseason. The Huskies went 16-12 in the GWC to finish third, but HBU advanced all the way to the championship game of the conference tournament. Designated hitter Robbie Buller was a first-team all-conference selection for the second-straight year, while outfielder Kolby Arnst earned second-team all-conference and all-tournament team honors.

The Huskies went 15-13 and finished third in their first season of GWC play in 2010 and had an overall mark of 28-31. HBU landed five players on the all-conference teams, including Buller and Chase Hernandez as first-team selections.

In 2007, Moon helped guide the Huskies to arguably the greatest season in school history. HBU finished 44-20 overall, winning the Region VI title for the first time, and advancing to the Mid-South Super-Regional and the NAIA World Series.

After losing the first game of the national tournament in Lewiston, the Huskies ran off four straight victories to reach the final four. HBU fell to the eventual national champion Lewis-Clark State College and finished in third place at the season-culminating event in its first and only appearance. It was the deepest postseason run ever for HBU.

He was named the Red River and Region VI Coach of the Year in 2006 after leading the Huskies to a 40-16-1 mark and a seventh Red River Athletic Conference title in his rookie year as skipper of his alma mater.

After a successful playing career in a Husky baseball uniform, Moon spent 10 seasons as an assistant coach during which time HBU won six conference championships and competed in the NAIA Regional Tournament six times. He also served as recruiting coordinator and recruited 20 players who went on to sign professional contracts, helped coach 25 All-America players and assisted the Huskies in becoming a perennial NAIA national power.

In 12 years, the Huskies won eight conference championships, competed in nine region tournaments and posted a record of 480-252-1. The Huskies were ranked five times in the nation's Top 15 in NAIA batting aver-

## MOON AT-A-GLANCE

**Full Name:** Jared Wayne Moon  
**Birthdate/Place:** April 20, 1971, in Houston  
**Wife:** Tonja (Vick)  
**Daughter:** Camryn Renee

### EXPERIENCE

HBU  
 Head Coach ..... 2006-present  
 Assistant Coach ..... 1995-2005

### INDIVIDUAL HONORS

HBU Sports Hall of Honor ..... 2008  
 RRAC Coach of the Year ..... 2006

### TEAM HONORS

NCAA Baseball Tournament Participant ..... 2015  
 Southland Conference Tournament Champions ..... 2015  
 Great West Conference Tournament Champions ..... 2013  
 NAIA College World Series (3rd) ..... 2007  
 NAIA Region VI Champions ..... 2007  
 NAIA Region Runner-Up ..... 2004  
 NAIA Region Tournament ..... 1995, 96, 99, 2000, 01, 02, 04, 05, 06, 07  
 Red River Athletic Conference Champions ... 1995, 96, 99, 2000, 01, 02, 04, 05  
 Big State Conference Champions ..... 1996  
 NAIA Southwest Region Central Section Champions ..... 1995

### EDUCATION


Houston Baptist University, 1994  
 Aldine High School, 1989

age and six times in the nation's Top 20 in team ERA during his coaching tenure.

Moon attended Aldine High School where he received All-District and Most Valuable Player honors. He was a three-year letterman for HBU, batting .356 as a junior and setting the HBU single game record for most hits with five.

He led the 1994 Huskies to HBU baseball's first-ever national ranking and a runner-up finish in the District playoffs, batting .579 for the tournament.

Moon earned his degrees in history and human kinetics, as well as his master's degree in education at HBU in 1994 and was inducted into the HBU Sports Hall of Honor in 2008. He and his wife, Tonja, have one daughter, Camryn, who will turn 14 during the 2019 season.





Assistant Coach Xavier Hernandez

31

Former Tampa Bay Rays minor-league pitching coach Xavier Hernandez, who spent 10 years in the major leagues as a relief pitcher, is in the ninth season of his second stint as assistant baseball coach at Houston Baptist University.

In 2018, HBU posted a 29-30 overall record, achieving its best Southland Conference finish by tying for third with an 18-12 mark. Senior pitcher Matthew McCollough was a first-team all-conference selection, finishing his career among HBU's all-time leaders in wins, ERA, strikeouts, innings pitched and complete games.

The Huskies went 29-25 during the 2017 campaign, recording their best Southland Conference finish by going 18-12 to place fourth. HBU ranked second in the league with a 4.09 ERA and righthander JT Newton picked up the conference Relief Pitcher of the Year award.


The Huskies claimed their first-ever NCAA Baseball Championship appearance in 2015 by going 4-0 in the Southland Conference Tournament. HBU set the NCAA record in conference tournament play with four-straight complete games by its starting pitchers – Matthew McCollough, Taylor Wright, Ross Kennell and Curtis Jones. Jones was named the Tournament MVP and earned his second-straight SLC Utility Player of the Year honor. Wright signed as a free agent with Arizona Diamondbacks.

In 2013, he guided the pitching staff to a 3.75 ERA and the Huskies won the Great West Conference Tournament title. Junior righthander Ryan Lower was a first-team all-conference selection and sophomore Tyler Hoelscher was named to the all-tournament team.

Hernandez was an assistant coach with the Huskies from 1999-2001, before joining the Tampa Bay coaching staff. With the Rays, he was responsible for implementing the organizational pitching program and overseeing development. Hernandez also identified and evaluated potential major league pitching prospects, and in 2008 he won the Player Development Man of the Year award.

Prior to moving to the Triple A Durham Bulls' staff, Hernandez had stints at Double A Montgomery, Class A Charleston and Bakersfield. His pitchers have consistently ranked among the best in the league, including 19 shutouts in 2006 at Montgomery.

As a pitcher from 1986-99, Hernandez saw action in 463 major league games with the Houston Astros, Texas Rangers, Cincinnati Reds, New York



Yankees and Toronto Blue Jays. He had a career record of 40-35 with 35 saves and a 3.90 ERA, and had 562 strikeouts. Hernandez also played professional winter league baseball in Mexico and Venezuela.

Hernandez and his wife, Deborah, reside in Sugar Land and have four children. His son, Michael, was a pitcher for the Huskies from 2012-15. Hernandez earned bachelor's degrees in psychology and sociology from HBU, after playing collegiately at Louisiana-Lafayette.



Russell Stockton enters his ninth season as assistant coach at Houston Baptist University.

HBU captured its first-ever NCAA Baseball Championship appearance in 2015 by going 4-0 in the Southland Conference Tournament. Stockton also helped lead the Huskies to the Great West Conference Tournament title in 2013.

Prior to HBU, Stockton spent two seasons in his second stint at the University of Houston, one as assistant coach and as associate head coach in 2010. He played a large role in the success of pitchers Donnie Joseph, the 88th overall draft pick in 2009, and Jared Ray, a 38th-round selection in 2010.

Stockton was the head coach at Texas A&M-Kingsville for 10 seasons, and became the program's all-time winningest coach with a 275-273 record. His final victory came as the Javelinas defeated top-seeded and nationally-ranked Abilene Christian to win the 2008 Lone Star Conference Tournament and advance to the NCAA Division II Tournament. The Javelinas recorded at least 30 wins in four of his last six years, posted four consecutive 30-plus win campaigns from 2003-06 and won the regular season and tournament championships in 2004. He was also head coach at Cedar Valley College in Lancaster, Texas, where he earned several coach of the year honors and led his squad to the Junior College World Series and a runner-up showing in 1997.

While at TAMU-Kingsville, he coach Mike Adams, who signed with the Milwaukee Brewers after his junior season and played 10 seasons in the majors with the Brewers, San Diego Padres, Texas Rangers and Philadelphia Phillies. Stockton also guided Garret Murdy, who led the nation in strikeouts with 158, was a first-team all-American and the NCAA Division II Pitcher of the Year. Murdy was selected in the 16th round of the draft by the Houston Astros.

Stockton was a four-year letterwinner on the Cougar baseball team under his father, Bragg, who coached the Cougars from 1986-94. He was an infielder for three years as well as a relief pitcher and was a member of two NCAA Regional-qualifying teams. After his playing career, he had his first stint as an assistant at Houston on his father's staff from 1991-94.



Stockton holds a bachelor's and master's degree in kinesiology from Houston. He and his wife, Linda, have five children: Zachary, Lauren, Jacob, Amanda and Peter. Lauren is an HBU alum, who competed for the Huskies' cross country and track and field teams.



**Volunteer Asst. Coach Brent Schmidt**

12

Brent Schmidt enters his sixth year as the volunteer assistant coach at HBU, serving as the Huskies' primary first base coach. In 2015, the Huskies claimed the Southland Conference Tournament Championship in the program's first-ever appearance and earned automatic qualifier status for the NCAA Tournament, competing in the Houston Regional. The 2015 squad included five all-conference picks, including the SLC Utility Player of the Year, a first-team all-region pick; as well as 16th-round draft pick of the Arizona Diamondbacks, Zach Nehrir, and Tampa Bay Rays free agent signee Samm Wiggins.

In 2018, the Huskies posted their highest Southland finish by tying for third with an 18-12 mark. They advanced to championship Saturday at the conference tournament and knocked off the No. 1 seed for a second-straight year, before falling in the semifinals. Shortstop Tyler Depreta-Johnson earned the first ABCA/Rawlings Gold Glove in league history, while Matt Heck, the league's hitter of the year, Spencer Halloran and Matthew McCollough were all-conference first-team selections.

Schmidt helped the Huskies with their inaugural campaign into the Southland Conference in 2014, as HBU led the conference in team batting average (.292), received votes in the NCBWA Top 30, reached the highest RPI (77) in program history, and saw postseason honors with the SLC Utility Player of the Year, and one all-conference pick.

Prior to HBU, Schmidt served as an assistant at Texas A&M University-Kingsville, where he helped the Javelinas to a school record 42 wins in 2013 - good for a No. 1 ranking in the South Central Region - hosted the NCAA Regional Tournament, regional finals appearance, as well as an LSC Tournament championship. The Javelinas spent 10 weeks ranked in the Top 25 in the country, with the highest ranking at No. 10. He coached the all-Americans, a Regional Player and Pitcher of the Year, six all-region picks, seven LSC All-Conference picks, including Player and Pitcher of the Year.

Schmidt also has extensive experience in collegiate summer leagues. He recently worked as assistant coach of the Houston Clippers in the Karl Young League, winning the 2015 regular season title. As the 2013 manager of the Waccamaw Waves of the Beach Collegiate Baseball League in Myrtle Beach, South Carolina, he led the inaugural campaign of the team to a second-place finish in Atlantic Division play, a playoff appearance, and five BCBL All-Star selections. As an assistant with the Laramie Colts of the Mountain Collegiate Baseball League in 2012, the team led the MCBL in stolen bases with 146.



Schmidt also spent time coaching at the high school level, serving as head coach at Westbury High School; leading the team to consecutive winning seasons for the first time in a decade. He has coached over 20 all-district picks, including two THSBCA All-Star Game selections, and an all-state player. Eleven of his former players have gone on to play professionally.

A Minnesota native, Schmidt played collegiately at Winona State University, where he helped the Warriors to two NSIC Conference Championships, one NSIC Tournament Championship, and an NCAA Regional appearance. He earned a Bachelor's degree in education from Winona State in 2003, and received his Master's degree in sports management from the University of Houston in 2012. Schmidt is a member of the American Baseball Coaches Association.

Schmidt and his wife, Erin, welcomed their daughter, Harper, in August 2018.

## Ryan Farney



Director of Baseball Operations

Ryan Farney is in his first season as director of baseball operations with the HBU baseball program.

Prior to joining the Huskies, Farney was an assistant coach at Alvin Community College for three seasons, where he was responsible for recruiting, game preparation, advanced scouting and baseball operations. He was also the graduate assistant coach at Sam Houston State for one year, serving as assistant pitching coach, planning practices, offensive strategy and tactics. The Bearkats were the Southland Conference Tournament champions in 2016, advancing to the NCAA Regional in Lafayette, Louisiana.

Farney was a four-year letterwinner as an infielder at Sam Houston State from 2011 to 2015 under head coaches David Pierce and Matt Deggs. He was a .295 career hitter with 15 extra-base hits, 60 runs and 43 RBIs, earning All-Southland Conference Second Team honors in 2014 and making the All-Tournament Team at the NCAA Baton Rouge Regional in 2013. He earned a bachelor of business administration degree in marketing from Sam Houston State in 2015.

A Houston native, Farney was a two-time first-team all-district selection at Lamar High School for coach Mike McGilvray. He played in the All-Greater Houston All-Star Game as a senior and played select ball for the Houston Heat under coach Vinny Sinisi, an all-American and 2003 College World Series champion at Rice. Farney also played for the Little League Senior League (15-16U) World Series champions.

## Rachel Poe



Assistant Athletic Trainer

Rachel Poe is in her first year as assistant athletic trainer at HBU, after serving one year as an intern, and works primarily with the Huskies' men's soccer and baseball programs.

Poe came to HBU with experience working in multiple areas of athletic training. At the University of Houston, Poe worked as an assistant to the athletic training department, performing taping, bracing and student-athlete evaluations for various members of the Cougars' football, basketball and volleyball teams. Poe also has experience working with football athletes from Rice University, supporting training camps and observing doctor visits for orthopedic injuries.

A Houston native, Poe is a graduate of the University of Houston, obtaining both her Master of athletic training in May 2017 and her bachelor of science in kinesiology-fitness and sports in May of 2014.



**RICHIE VALDÉS**  
Asst. AD/Athletic  
Training & Performance



**DANA QUINTERRO**  
Assoc. Athletic Trainer



**HANNA STELZER**  
Asst. Athletic Trainer



**CHRIS EATON**  
Asst. Athletic Trainer



**EMILY GUSEW**  
Asst. Athletic Trainer



**LAURA MCKEWON**  
Asst. Athletic Trainer

## Russ Reneau



Assistant Athletic Director/  
Media Relations & Broadcasting

Russ Reneau was named Assistant Athletic Director for Media Relations and Broadcasting on Jan. 1, 2019, after serving for eight years as Director of Athletic Media Relations at HBU. He oversees the communications efforts for the department’s 17 NCAA Division I sports programs, is the primary contact for football, baseball and indoor and beach volleyball and coordinates the Husky Sports Network video broadcasts for basketball, baseball, softball, soccer and volleyball.

He is the play-by-play voice for HBU baseball and volleyball, occasionally has the call for men’s and women’s basketball, and has provided color commentary for football road games. Reneau has seen the Huskies’ official athletics website, HBUHuskies.com, through three redesigns, designs the department’s printed marketing and promotional materials and serves as the branding and licensing liaison for HBU’s Under Armour apparel contract. He was also behind the campaigns which landed short-stop Tyler Depreta-Johnson the ABCA/Rawlings Gold Glove in 2018 and linebacker Garrett Dolan back-to-back All-America honors in 2016 and 2017. He began working at HBU as a statistician in 2007 and provided coverage for the baseball and volleyball programs in 2009, before moving into his full-time role.

Reneau was the assistant director of media relations and internet coordinator at Baylor from 2003-06. He was the primary contact for volleyball, track & field/cross country, men’s and women’s golf, and worked extensively with the men’s and women’s basketball and baseball programs as the secondary contact. He assisted with the coverage of women’s basketball’s first national title in 2005, then accompanied the women’s tennis team to Athens, Georgia, for its NCAA appearance and the baseball team to Omaha for its College World Series appearance later that same year.

In 2004, Reneau provided coverage as Baylor’s Jeremy Wariner and Darold Williamson earned spots on the United States Olympic Track & Field team. Wariner won the gold medal in the 400 meters, while the duo helped lead the USA to gold in the 4x400-meter relay. Reneau oversaw two redesigns of BaylorBears.com and served as the play-by-play voice

### BROADCAST INFORMATION



HBU baseball games are broadcast on the Husky Sports Network, with the home games shown on the Huskies’ YouTube channel and the audio-only broadcasts for road games on HBUHuskies.com.

HBU Assistant Athletic Director for Media Relations and Broadcasting Russ Reneau returns for his fifth season as the play-by-play voice for Huskies baseball.

for Baylor Volleyball. He was also the assistant director at Jacksonville University from 2001-03, where he was the contact for baseball, women’s basketball and volleyball and began his career in collegiate athletics as the women’s soccer, swimming and cross country contact at Rice University in 2000.

During the 2005-06 academic year, Reneau’s design of the Baylor Men’s Golf Media Guide was ranked second nationally, while the Baylor Women’s Golf Media Guide was ranked fourth nationally by the College Sports Information Directors of America (CoSIDA). He was an official scorer at the 2003 NCAA Volleyball Championship in Dallas, served on the Local Media Committee for the 2011 NCAA Men’s Basketball Final Four and 2010 South Regional, both held at NRG Stadium in Houston. He also served on the Local Organizing Committee as HBU co-hosted the 2016 NCAA Men’s College Cup (soccer) held at BBVA Compass Stadium.

A Houston native, Reneau graduated with a bachelor’s degree in journalism and corporate communication from Baylor in 1998 and earned a Master of Science in sports leadership from Duquesne University in Pittsburgh, Pennsylvania, in 2014. He has been a member of CoSIDA for 15 years and is also a member of the Football Writers Association of America, the United States Basketball Writers Association, the National College Baseball Writers Association and a voter for the STATS FCS Football Top 25 Poll.



**JEFF SUTTON**  
Asst. Dir. of Media Relations



**IVAN SMITH**  
Media Relations Grad. Asst.



**2019 HBU HUSKIES**

---



**Zach Carter**

**34**

**Senior ♦ Pitcher**  
**R/R ♦ 5-10 ♦ 177**  
**Arlington, Texas**  
**Pantego Christian Academy**

**2018 (Junior):** Carter made 15 starts, tied for the second-most in the Southland Conference, and led the league with 109.1 innings pitched... went 4-5, ranked 18th in the conference with a 3.87 ERA, tied for second with three complete games, ranked fifth with 80 strikeouts and walked 27...took a no-decision in a 2-0, 11-inning victory at Fresno State (2/23), shutting out the Bulldogs on six hits with eight strikeouts and two walks in eight innings...earned his first win of the season by going the distance and striking out six with no walks in a 7-4 win over Lamar (3/29)...took a no-decision, going seven innings in a 5-3 victory at Central Arkansas (4/7)...went 6.2 innings to notch the win in a 23-20 victory at Abilene Christian (4/13)...hurled 8.1 innings and struck out 11 to earn the win in a 12-4 victory over Incarnate Word (4/20)...threw 9.0 innings and struck out a career-high 12, but took a no-decision in a 4-3, 10-inning loss at Northwestern State (4/27)...went the distance, allowing one run on four hits with six strikeouts and two walks in a 5-1 victory at Sam Houston State (5/11).

**2017 (Sophomore):** Appeared in 19 games, including nine starts...went 7-3 with a 3.28 ERA, two saves, 46 strikeouts and 25 walks in 71.1 innings...earned the save by recording the final two outs in a 5-4 victory to eliminate top-seeded McNeese, then later that evening allowed two runs on eight hits in a 6-2 win over Central Arkansas at the Southland Conference Tournament (5/26)...selected to the Southland Conference All-Tournament Team...won his first three starts of the season against Fordham (2/18), Rhode Island (2/25) and LIU Brooklyn (3/4)...struck out a season-high seven against Fordham...allowed three runs on seven hits in 5.1 innings to get the win against Southeastern Louisiana (3/26)...tossed a scoreless inning in a 3-1 decision over Incarnate Word (4/23) to earn his first save of the year...hurled 7.2 shutout innings in relief, allowing three hits and striking out three, to notch the victory in a 2-1 win over Sam Houston State (5/12)...named to the Southland Conference Commissioner's Honor Roll.

**2016 (Redshirt Freshman):** Made 17 appearances on the mound, including 10 starts...went 2-4 with a 6.08 ERA, a save, a complete game, 36 strikeouts and 22 walks in 60.2 innings...in his first career start, allowed one run on six hits with two strikeouts in 3.0 innings at Stephen F. Austin (3/22)...notched his first career save, tossing a perfect 10th inning of a



3-2 victory at Central Arkansas (4/26)...took a no-decision, shutting out Incarnate Word (4/3) on five hits with five strikeouts over 6.1 innings in a 2-0 victory...picked up his first career win, going the distance in a 4-1 victory over Abilene Christian (4/10), allowing four hits and striking out five...allowed three runs on six hits over 6.1 innings in an 8-3 victory over Nicholls (5/6)...went hitless in two at-bats...named to the Southland Conference Commissioner's Honor Roll.

**2015 (Freshman):** Received a medical redshirt, missing the season with an injury.

**High School:** Was a two-year letterwinner at Pantego Christian Academy...as a senior, went 6-1 with a 2.03 ERA, a save, 63 strikeouts and 20 walks in 31.0 innings...also hit .378 with 14 doubles, a triple, two home runs, 35 RBIs and 43 runs...as a junior, went 4-3 with a 1.71 ERA, 82 strikeouts and 17 walks in 45.0 innings...hit .403 with eight doubles, two triples, 18 RBIs and 27 runs.

**Personal:** Full name is Zachary Robert Lee Carter...born Sept. 11, 1995, in Fort Worth, Texas...son of Jason and Sheba Carter...has one brother, Matthew...majoring in kinesiology/wellness management.



**CARTER'S CAREER BATTING STATISTICS**

Year	Avg	GP	GS	AB	R	H	2B	3B	HR	RBI	TB	SLG%	BB	HBP	SO	GDP	OB%	SF	SH	SB	ATT	PO	A	E	FLD%
2016	.000	2	0	2	0	0	0	0	0	0	0	.000	0	0	1	0	.000	0	0	0	0	8	12	3	.870
2017	.000	3	0	0	2	0	0	0	0	0	0	.000	0	0	0	0	.000	0	0	0	0	4	13	2	.895
2018	.000	6	0	0	1	0	0	0	0	0	0	.000	0	0	0	0	.000	0	0	0	1	12	16	3	.903
<b>TOTALS</b>	<b>.000</b>	<b>11</b>	<b>0</b>	<b>2</b>	<b>3</b>	<b>0</b>	<b>0</b>	<b>0</b>	<b>0</b>	<b>0</b>	<b>0</b>	<b>.000</b>	<b>0</b>	<b>0</b>	<b>1</b>	<b>0</b>	<b>.000</b>	<b>0</b>	<b>0</b>	<b>0</b>	<b>1</b>	<b>24</b>	<b>41</b>	<b>8</b>	<b>.890</b>

**CARTER'S CAREER PITCHING STATISTICS**

Year	ERA	W	L	App	GS	CG	SHO	CBO	SV	IP	H	R	ER	BB	SO	2B	3B	HR	BF	B/Avg	WP	HBP	BK	SFA	SHA
2016	6.08	2	4	17	10	1	0	1	1	60.2	77	51	41	22	36	8	1	6	280	.318	5	6	1	2	6
2017	3.28	7	3	19	9	1	0	0	2	71.1	65	30	26	25	46	14	1	1	313	.246	7	12	0	5	7
2018	3.87	4	5	15	15	3	0	1	0	109.1	113	50	47	27	80	19	5	7	421	.268	5	15	2	3	8
<b>TOTALS</b>	<b>4.25</b>	<b>13</b>	<b>12</b>	<b>51</b>	<b>34</b>	<b>5</b>	<b>0</b>	<b>2</b>	<b>3</b>	<b>241.1</b>	<b>255</b>	<b>131</b>	<b>114</b>	<b>74</b>	<b>162</b>	<b>41</b>	<b>7</b>	<b>14</b>	<b>1014</b>	<b>.271</b>	<b>17</b>	<b>33</b>	<b>3</b>	<b>10</b>	<b>21</b>



**Brady Batten**

**29**

**Senior ♦ Pitcher/Util.**  
**R/R ♦ 6-0 ♦ 195**  
**Bryan, Texas**  
**Rudder/Northeast Texas CC**

**2018 (Junior):** Batten made 17 appearances, including 14 starts...went 4-6 with a 3.96 ERA, 69 strikeouts and 41 walks in 88.2 innings...also hit .243, going 9-for-37 with a double, a home run, four RBIs and five runs...threw 2.0 shutout innings in a season-opening 1-0 loss at Baylor (2/16)...won his first career start, allowing two runs in 6.0 innings against Texas Southern (2/20)...allowed one run on three hits with seven strikeouts and two walks in 7.0 innings for a 3-1 victory over Houston (3/6)...took a no-decision, allowing two runs on six hits with four strikeouts at Abilene Christian (4/15)...threw 121 pitches, giving up two runs on four hits with a career-high 10 strikeouts and one walk in 7.0 innings for a 3-2 victory at Northwestern State (4/29)...allowed one run on five hits with five strikeouts in 6.0 innings in a 13-2 win over Stephen F. Austin.

**Previous School:** Played two seasons at Northeast Texas Community College for coaches Austin Knight and Shane Wedd...as a sophomore, made 15 appearances, including 14 starts, going 7-5 with a 4.99 ERA and 76 strikeouts in 70.1 innings...hit .327 with 12 home runs, 11 doubles, 52 RBIs and 33 runs.

**High School:** Played three years at James Earl Rudder High School for coach Matt Harbin.

**Personal:** Full name is Brady Thomas Batten...born Dec. 14, 1996, in Bryan, Texas...son of Tommy and Debbie Batten...majoring in management.




**BATTEN'S CAREER BATTING STATISTICS**

Year	Avg	GP	GS	AB	R	H	2B	3B	HR	RBI	TB	SLG%	BB	HBP	SO	GDP	OB%	SF	SH	SB	ATT	PO	A	E	FLD%
2018	.243	23	9	37	5	9	1	0	1	4	13	.351	6	0	9	0	.341	1	0	0	1	2	12	1	.933
<b>TOTALS</b>	<b>.243</b>	<b>23</b>	<b>9</b>	<b>37</b>	<b>5</b>	<b>9</b>	<b>1</b>	<b>0</b>	<b>1</b>	<b>4</b>	<b>13</b>	<b>.351</b>	<b>6</b>	<b>0</b>	<b>9</b>	<b>0</b>	<b>.341</b>	<b>1</b>	<b>0</b>	<b>0</b>	<b>1</b>	<b>2</b>	<b>12</b>	<b>1</b>	<b>.933</b>

**BATTEN'S CAREER PITCHING STATISTICS**

Year	ERA	W	L	App	GS	CG	SHO	CBO	SV	IP	H	R	ER	BB	SO	2B	3B	HR	BF	B/Avg	WP	HBP	BK	SFA	SHA
2018	3.96	4	6	17	14	0	0	0	0	88.2	84	43	39	41	69	17	6	5	327	.257	5	14	0	5	4
<b>TOTALS</b>	<b>3.96</b>	<b>4</b>	<b>6</b>	<b>17</b>	<b>14</b>	<b>0</b>	<b>0</b>	<b>0</b>	<b>0</b>	<b>88.2</b>	<b>84</b>	<b>43</b>	<b>39</b>	<b>41</b>	<b>69</b>	<b>17</b>	<b>6</b>	<b>5</b>	<b>327</b>	<b>.257</b>	<b>5</b>	<b>14</b>	<b>0</b>	<b>5</b>	<b>4</b>



**Daniel Endsley**

**Senior ♦ Pitcher**  
**R/R ♦ 6-5 ♦ 225**  
**Las Vegas, Nevada**

**Spring Valley/Hawai'i Pacific/Saddleback**

**2018 (Senior):** Endsley was granted a sixth year of eligibility by the NCAA...made five appearances and four starts, before missing the rest of the season with an injury...went 0-3 with an 8.10 ERA, 11 strikeouts and 10 walks...made starts at Baylor, Fresno State, Rice and Louisiana Tech... allowed three runs, two earned, on eight hits with four strikeouts and two walks at Fresno State (2/25)...named to the Southland Conference Commissioner's Honor Roll.

**2017 (Junior):** Made 17 appearances, including nine starts...went 3-2 with a 3.29 ERA, a save, 46 strikeouts and 28 walks in 68.1 innings...took a no-decision, allowing three runs on seven hits and striking out a season-high seven in five innings in his first career start against Fordham (2/19)...allowed one unearned run on five hits with four strikeouts in 7.2 innings against Rhode Island (2/25)...tossed 2.2 shutout innings to earn the save in a 4-2 victory at Kansas (3/10)...pitched five shutout innings in relief, striking out six, to pick up his first win against Central Arkansas (4/8)...allowed three runs, only one earned, in 5.2 innings to earn the win against Abilene Christian (4/15)...took a no-decision, hurling 6.1 shut-out innings and striking out six in a 3-1 win at Incarnate Word (4/23)... took a no-decision, allowing one run on two hits in 6.1 innings of a 4-1 win at New Orleans (5/7)...earned the victory, giving up four runs, three earned, in 8.1 innings of a 5-4 win to eliminate top-seeded McNeese in the Southland Conference Tournament (5/26)...named to the Southland Conference Commissioner's Honor Roll with a perfect 4.0 GPA.

**Previous School:** Played at Saddleback College for coach Sommer McCartney...as a redshirt freshman, went 2-0 with a 0.90 ERA, six saves, 16 strikeouts and only one walk in 30.0 innings...named first-team all-state, first-team all-Southern California, first-team all-conference and second-team Pacific Region All-America.



**High School:** Was a three-year letterwinner and two-year starter at Spring Valley High School for coach Paul Bassett...as a senior, went 8-3 with 3.20 ERA...played for Team Vegas and coach Buck Thomas.

**Personal:** Full name is Daniel Townsend Endsley...born Nov. 12, 1994, in Edmonds, Washington...son of Blaine and Mary Endsley...has two sisters, Jackie and Ellie...sister, Ellie, plays softball at Bethany College...majoring in kinesiology.

**ENDSLEY'S CAREER PITCHING STATISTICS**

Year	ERA	W	L	App	GS	CG	SHO	CBO	SV	IP	H	R	ER	BB	SO	2B	3B	HR	BF	B/Avg	WP	HBP	BK	SFA	
SHA2017	3.29	3	2	17	9	0	0	0	1	68.1	68	34	25	28	46	10	0	5	302	.268	5	11	0	4	5
2018	8.10	0	3	5	4	0	0	0	0	16.2	32	16	15	10	11	4	0	2	77	.416	2	2	0	1	3
<b>TOTALS</b>	<b>8.10</b>	<b>3</b>	<b>5</b>	<b>22</b>	<b>13</b>	<b>0</b>	<b>0</b>	<b>0</b>	<b>1</b>	<b>85.0</b>	<b>100</b>	<b>50</b>	<b>40</b>	<b>38</b>	<b>57</b>	<b>14</b>	<b>0</b>	<b>7</b>	<b>379</b>	<b>.293</b>	<b>7</b>	<b>13</b>	<b>0</b>	<b>5</b>	<b>8</b>



**Taylor Franzman**

21

**Senior ♦ Pitcher**  
**L/L ♦ 5-10 ♦ 210**  
**Garden Grove, California**  
**Pacifica/Golden West**

**2018 (Junior):** Franzman made 10 appearances, including three starts... had a 0-0 record with a 5.29 ERA, 13 strikeouts and 12 walks in 17.0 innings...threw two shutout innings and struck out three in his first career appearance at Fresno State (2/24)...tossed 1.1 shutout innings at Texas A&M (2/27)...allowed two runs and struck out three in 3.2 innings in his start against McNeese (5/1)...made one start in the Southland Conference Tournament, allowing one run on three hits with two strikeouts in a 4-3, 12-inning victory over New Orleans (5/25).

**Previous School:** Played two seasons at Golden West College for coach Bert Villareal...as a sophomore, made 16 appearances, including 14 starts, going 5-8 with a 3.60 ERA, a save, 45 strikeouts and 25 walks in 90.0 innings...as a freshman, made 13 appearances, with three starts, going 4-0 with a 4.09 ERA and 17 strikeouts in 33.0 innings.


**High School:** Was a three-year letterwinner at Pacifica High School for coach Mike Caira...helped lead his team to the Division 2 championship as a sophomore.

**Personal:** Full name is Taylor Brendan Franzman...born Aug. 16, 1996, in Irvine, California...son of Randy and Deborah Franzman...has one brother, Austin...majoring in kinesiology/wellness management.



**FRANZMAN'S CAREER PITCHING STATISTICS**

Year	ERA	W	L	App	GS	CG	SHO	CBO	SV	IP	H	R	ER	BB	SO	2B	3B	HR	BF	B/Avg	WP	HBP	BK	SFA	SHA
2018	5.29	0	0	10	3	0	0	0	0	17.0	17	10	10	12	13	2	0	0	63	.270	0	1	1	0	0
<b>TOTALS</b>	<b>5.29</b>	<b>0</b>	<b>0</b>	<b>10</b>	<b>3</b>	<b>0</b>	<b>0</b>	<b>0</b>	<b>0</b>	<b>17.0</b>	<b>17</b>	<b>10</b>	<b>10</b>	<b>12</b>	<b>13</b>	<b>2</b>	<b>0</b>	<b>0</b>	<b>63</b>	<b>.270</b>	<b>0</b>	<b>1</b>	<b>1</b>	<b>0</b>	<b>0</b>



**Anthony Jones**

**Senior ♦ Outfield**  
**R/R ♦ 5-9 ♦ 180**  
**Missouri City, Texas**  
**Ridge Point/Blinn**

**2018 (Junior):** Jones played in 50 games, including 35 starts between the outfield and designated hitter...hit .257 with five doubles, two home runs, 13 RBIs, 24 runs and was 9-for-15 on stolen base attempts...went 1-for-4 with an RBI and a run in his first career start at Baylor (2/18)... was 3-for-4 with a pair of doubles, two RBIs and a run at Rice (3/3)... went 2-for-5, scored twice and stole two bases at Louisiana Tech (3/9)... homered in a 4-3 victory over Nicholls (3/17)...went 2-for-4 with a home run in a 3-1 win at Central Arkansas (4/8)...had back-to-back four-hit performances, going 4-for-7 with an RBI and three runs at Abilene Christian (4/13), then 4-for-6 with a double against the Wildcats (4/14)...was 3-for-4 with two RBIs and two runs against Incarnate Word (4/20)...went 2-for-2 with a double at Sam Houston State (5/13)...named to the Southland Conference Commissioner's Honor Roll.

**Previous School:** Played one season at Blinn College for coach Harvey McIntyre...as a sophomore, hit .361 with two home runs, 11 doubles, two triples, 12 RBIs, 36 runs and 12 stolen bases to earn first-team all-conference honors...made the Dean's List in the fall semester and the President's List in the spring semester...went to the NJCAA World Series with Cisco College as a freshman.

**High School:** Was a two-year starter at Ridge Point High School for coach Clinton Welch...was a second-team all-district pick in 2015...named first-team all-district and first-team all-region in 2014...ran cross country as a freshman...made the honor roll throughout high school.

**Personal:** Full name is Anthony Tyrone Jones II...born Oct. 21, 1997, in Houston...son of Anthony and Ee'a Jones...has one brother, Emory...majoring in business.



**JONES'S CAREER BATTING STATISTICS**

Year	Avg	GP	GS	AB	R	H	2B	3B	HR	RBI	TB	SLG%	BB	HBP	SO	GDP	OB%	SF	SH	SB	ATT	PO	A	E	FLD%
2018	.257	50	35	144	24	37	5	0	2	13	48	.333	3	6	33	3	.299	1	4	9	15	40	2	5	.894
<b>TOTALS</b>	<b>.257</b>	<b>50</b>	<b>35</b>	<b>144</b>	<b>24</b>	<b>37</b>	<b>5</b>	<b>0</b>	<b>2</b>	<b>13</b>	<b>48</b>	<b>.333</b>	<b>3</b>	<b>6</b>	<b>33</b>	<b>3</b>	<b>.299</b>	<b>1</b>	<b>4</b>	<b>9</b>	<b>15</b>	<b>40</b>	<b>2</b>	<b>5</b>	<b>.894</b>



**JT Newton**

17

**Senior ♦ Pitcher**  
**R/R ♦ 6-1 ♦ 210**  
**Bangs, Texas**  
**Bangs/Cisco**

**2018 (Junior):** Newton was selected to the Collegiate Baseball Preseason All-America Third Team...led the team and ranked 12th in the Southland Conference with 25 appearances, all out of the bullpen...went 3-5 with a 7.15 ERA, tied for sixth in the league with five saves, struck out 21 and walked 19 in 34.0 innings...made two appearances on the same day at the Southland Conference Tournament, throwing 6.1 shutout innings...notched a two-inning save against top-seeded Sam Houston State, then allowed one hit in 4.1 innings of relief to earn the win against New Orleans (5/25)...picked up his first two saves of the season in wins over Baylor (2/17) and Fresno State (2/23)...recorded a two-inning save in a 3-2 victory at Northwestern State (4/29).

**2017 (Sophomore):** Was named Southland Conference Relief Pitcher of the Year and All-Conference Second Team...appeared in 23 games, all in relief...went 7-0 with a 2.15 ERA, six saves, 43 strikeouts and 17 walks in 54.1 innings...notched his first save, allowing one run and striking out four in 1.2 innings against Fordham (2/19)...earned the win with one perfect inning in a 3-2 victory over Rhode Island (2/25)...pitched 2.2 scoreless innings to pick up the win in an 8-7 victory over Southeastern Louisiana (3/24), then struck out four in 3.2 shutout innings to earn the save in a 6-3 win over the Lions (3/26)...struck out five in 2.1 scoreless innings to save a 2-1 win at Lamar (3/31)...recorded a save in back-to-back wins over Central Arkansas (4/7-4/8)...pitched 2.1 innings and was credited with the victory over Abilene Christian (4/13), then hurled 3.1 shutout innings and struck out five for a save against the Wildcats (4/15)...struck out three in four scoreless innings for save at Incarnate Word (4/21), then tossed 1.2 innings to get the win against the Cardinals (4/23)...earned the win with two scoreless innings against Northwestern State (4/28)...hurled 2.2 shutout innings for a win over New Orleans (5/7)...pitched 4.2 innings against Sam Houston State (5/14) for his longest outing of the season...allowed one unearned run in 4.1 innings to earn the win over Lamar in the Southland Conference Tournament (5/25)...named to the Southland Conference Commissioner's Honor Roll.




**Previous School:** Played one season at Cisco Junior College for coach David White...went 2-1 with a 4.88 ERA, one save, 32 strikeouts and 11 walks in 27.2 innings.

**High School:** Was a four-year letterwinner at Bangs High School for coach Jim Bob Williams...pitched a perfect game in the first round of the state playoffs.

**Personal:** Full name is John Thomas Newton...born Sept. 9, 1995, in Brownwood, Texas...married his wife, Jaylee, on July 15, 2017...son of JD and Stephanie Brewer...has one brother, Colton Brewer, and one sister, Britney Newton...majoring in kinesiology.

**NEWTON'S CAREER PITCHING STATISTICS**

Year	ERA	W	L	App	GS	CG	SHO	CBO	SV	IP	H	R	ER	BB	SO	2B	3B	HR	BF	B/Avg	WP	HBP	BK	SFA	SHA
2017	2.15	7	0	23	0	0	0	0	6	54.1	51	16	13	17	43	4	0	2	230	.254	7	9	2	0	3
2018	7.15	3	5	25	0	0	0	1	5	34.0	45	30	27	19	21	7	1	1	134	.336	5	9	0	1	5
<b>TOTALS</b>	<b>4.08</b>	<b>10</b>	<b>5</b>	<b>48</b>	<b>0</b>	<b>0</b>	<b>0</b>	<b>1</b>	<b>11</b>	<b>88.1</b>	<b>96</b>	<b>46</b>	<b>40</b>	<b>36</b>	<b>64</b>	<b>11</b>	<b>1</b>	<b>3</b>	<b>364</b>	<b>.292</b>	<b>12</b>	<b>18</b>	<b>2</b>	<b>1</b>	<b>8</b>



**Derek Reilly**

**Senior ♦ Infield**  
**R/R ♦ 5-10 ♦ 170**  
**Anaheim, California**  
**El Dorado/Santa Ana**

**2018 (Junior):** Reilly appeared in 30 games, including 19 starts at second base...was hit by a pitch on the hand at Abilene Christian on April 13 and missed the remainder of the season...hit .190 with two doubles, five RBIs and 17 runs...also walked 19 times and was hit by a pitch twice, recording a .393 on-base percentage...went 2-for-4 with a double, a walk, two RBIs and a run against Nicholls (3/17)...walked three times and scored twice at Southeastern Louisiana (3/24)...went 2-for-3, walked twice and scored twice against Lamar (3/31)...drove in a run and scored three times in his last game at ACU (4/13).

**Previous School:** Played two seasons at Santa Ana College for coach Tom Nilles...as a sophomore, hit .294 with 15 doubles, two home runs and 25 RBIs...named to the academic honor roll three times.

**High School:** Was a two-year starter at El Dorado High School for coach Matt Lucas...as a senior, hit .407 with a .495 on-base percentage, 10 doubles and 20 RBIs to make the all-county team...as a junior, hit .345 with a .406 on-base percentage and 12 RBIs to earn all-league honors.

**Personal:** Full name is Derek Paul Reilly...born July 31, 1997, in Mesa, Arizona...son of Ryan and Yvette Reilly...has one brother, Luke, and one sister, Taya...majoring in kinesiology.



**REILLY'S CAREER BATTING STATISTICS**

Year	Avg	GP	GS	AB	R	H	2B	3B	HR	RBI	TB	SLG%	BB	HBP	SO	GDP	OB%	SF	SH	SB	ATT	PO	A	E	FLD%
2018	.190	30	19	63	17	12	2	0	0	5	14	.222	19	2	14	0	.393	0	5	1	1	25	38	1	.984
<b>TOTALS</b>	<b>.190</b>	<b>30</b>	<b>19</b>	<b>63</b>	<b>17</b>	<b>12</b>	<b>2</b>	<b>0</b>	<b>0</b>	<b>5</b>	<b>14</b>	<b>.222</b>	<b>19</b>	<b>2</b>	<b>14</b>	<b>0</b>	<b>.393</b>	<b>0</b>	<b>5</b>	<b>1</b>	<b>1</b>	<b>25</b>	<b>38</b>	<b>1</b>	<b>.984</b>



**Jake Scott**

**Senior ♦ Outfield**  
**R/R ♦ 5-10 ♦ 175**  
**Huntington Beach, California**  
**Edison/Orange Coast**

**2018 (Junior):** Scott appeared in 39 games, including 18 starts between the outfield and designated hitter...hit .276 with two doubles, a triple, four home runs, 19 RBIs and 13 runs, recording a .460 slugging percentage...went 2-for-2 against Texas Southern (2/20)...was 3-for-5 with two doubles, a walk and three RBIs against UT Rio Grande Valley (4/3)...drove in eight runs in a three-game stretch (4/10, 4/13, 4/17)...drove in a pair against Texas A&M-Corpus Christi (4/10)...hit a two-run, pinch-hit home run in the ninth inning of a 23-20 victory at Abilene Christian (4/13)...went 3-for-4 with a home run and drove in four runs at McNeese (4/17)...went 2-for-5 with a triple, an RBI and scored twice against McNeese (5/1)...homered, drove in two and scored twice at Sam Houston State (5/12)...hit a solo home run in the sixth inning to give the Huskies a 5-4 lead, then scored the insurance run in the ninth in a 6-4 victory to eliminate top-seeded Sam Houston State at the Southland Conference Tournament (5/25)...followed later that evening by going 4-for-6, driving in a run and scoring a run in a 4-3, 12-inning victory over New Orleans (5/25)...named to the Southland Conference Commissioner's Honor Roll.

**Previous School:** Played two seasons at Orange Coast College for coach John Altobelli...as a sophomore, hit .297 with two home runs in 15 games...as a freshman, hit .326 with a .413 on-base percentage, two home runs and two triples to earn second-team All-Orange Empire Conference honors...was a 2016 Southern California Fall Sophomore Showcase Selection.

**High School:** Was a three-year starter at Edison High School for coach Cameron Chinn...as a senior, batted .378, was the EHS Offensive MVP, and All-Sunset League selection and a Trinity vs. Sunset All-Star Game selection...hit a game-winning, three-run home run against Los Alamitos to clinch a playoff berth.

**Personal:** Full name is Jacob Dylan Scott...born Jan. 18, 1997, in Fountain Valley, California...son of Michael Scott and Jenifer St. John...has one sister, Mackenzie...majoring in kinesiology.



**SCOTT'S CAREER BATTING STATISTICS**

Year	Avg	GP	GS	AB	R	H	2B	3B	HR	RBI	TB	SLG%	BB	HBP	SO	GDP	OB%	SF	SH	SB	ATT	PO	A	E	FLD%
2018	.276	39	18	87	13	24	2	1	4	19	40	.460	8	2	16	0	.351	0	0	1	1	22	1	1	.958
<b>TOTALS</b>	<b>.276</b>	<b>39</b>	<b>18</b>	<b>87</b>	<b>13</b>	<b>24</b>	<b>2</b>	<b>1</b>	<b>4</b>	<b>19</b>	<b>40</b>	<b>.460</b>	<b>8</b>	<b>2</b>	<b>16</b>	<b>0</b>	<b>.351</b>	<b>0</b>	<b>0</b>	<b>1</b>	<b>1</b>	<b>22</b>	<b>1</b>	<b>1</b>	<b>.958</b>



**Jeremy Simon**

**Sophomore ♦ Catcher**  
**R/R ♦ 6-1 ♦ 195**  
**Angleton, Texas**  
**Brazosport Christian**

**2018 (Redshirt Freshman):** Simon appeared in 10 games, including one start at catcher...went hitless in seven at-bats, but walked three times and scored a run...went 0-for-2 with a sacrifice bunt in his first career start against McNeese (5/1).

**2017 (Freshman):** Simon redshirted his first year at HBU.



**High School:** Simon was a four-year starter at Brazosport Christian School for coach Kirk Jones...as a junior, hit .500...as a sophomore, hit .545...as a freshman, hit .483...was a two-time first-team all-state selection...earned first-team all-district honors three times...helped lead the Eagles to the 2014 TAPPS 2A State Championship...earned first-team all-state honors and defensive MVP honors in basketball in 2015...named all-state honorable mention in 2014...was a two-time all-district selection...also ran track, qualifying for the state meet in the 800 meters, 4x200-meter relay and 4x400-meter relay.

**Personal:** Full name is Jeremy Christopher Simon...born Feb. 4, 1998, in The Woodlands, Texas...son of Jim and Dana Simon...has a twin brother, Elijah, who is also on the HBU baseball team...majoring in business marketing.



**SIMON'S CAREER BATTING STATISTICS**

Year	Avg	GP	GS	AB	R	H	2B	3B	HR	RBI	TB	SLG%	BB	HBP	SO	GDP	OB%	SF	SH	SB	ATT	PO	A	E	FLD%
2018	.000	10	1	7	1	0	0	0	0	0	0	.000	3	0	3	0	.300	0	1	0	0	15	1	0	1.000
<b>TOTALS</b>	<b>.000</b>	<b>10</b>	<b>1</b>	<b>7</b>	<b>1</b>	<b>0</b>	<b>0</b>	<b>0</b>	<b>0</b>	<b>0</b>	<b>0</b>	<b>.000</b>	<b>3</b>	<b>0</b>	<b>3</b>	<b>0</b>	<b>.300</b>	<b>0</b>	<b>1</b>	<b>0</b>	<b>0</b>	<b>15</b>	<b>1</b>	<b>0</b>	<b>1.000</b>



**Erik Voller**

**Senior ♦ Catcher**  
**R/R ♦ 6-0 ♦ 195**  
**Mission Viejo, California**  
**Trabuco Hills/Saddleback**

**2018 (Junior):** Voller played in 42 games, including 34 starts at catcher... hit .168 with three doubles, a triple, a home run, seven RBIs and 13 runs... went 2-for-3 with a double, a home run, a walk, three RBIs and three runs against UT Rio Grande Valley...was 2-for-4 at Central Arkansas (4/8).

**Previous School:** Voller played two seasons at Saddleback Community College for coach Sommer McCartney...as a sophomore, hit .226 with eight doubles, a triple, three home runs, 19 RBIs and 18 runs...as a freshman, hit .304 with a double and five RBIs.

**High School:** Was a two-year letterwinner at Trabuco Hills High School for Coach Burns.

**Personal:** Full name is Erik James Voller...born Dec. 19, 1996, in Mission Viejo, California...son of Bill and Deanna Voller...majoring in kinesiology.



**VOLLER'S CAREER BATTING STATISTICS**

Year	Avg	GP	GS	AB	R	H	2B	3B	HR	RBI	TB	SLG%	BB	HBP	SO	GDP	OB%	SF	SH	SB	ATT	PO	A	E	FLD%
2018	.168	42	34	101	13	17	3	1	1	7	25	.248	9	10	37	2	.295	2	7	1	4	228	28	4	.985
<b>TOTALS</b>	<b>.168</b>	<b>42</b>	<b>34</b>	<b>101</b>	<b>13</b>	<b>17</b>	<b>3</b>	<b>1</b>	<b>1</b>	<b>7</b>	<b>25</b>	<b>.248</b>	<b>9</b>	<b>10</b>	<b>37</b>	<b>2</b>	<b>.295</b>	<b>2</b>	<b>7</b>	<b>1</b>	<b>4</b>	<b>228</b>	<b>28</b>	<b>4</b>	<b>.985</b>

**Hayden Baker**

14

**Sophomore ♦ Infield**  
**R/R ♦ 6-0 ♦ 175**  
**Katy, Texas**  
**Katy/Angelina**

**Previous School:** Baker played one season at Angelina Junior College for coach Jeff Livin...named second-team all-conference at shortstop, hitting .360 with three home runs, 24 RBIs and 16 stolen bases...made the Dean's List and President's List with a 3.9 GPA.

**High School:** Was a two-year letterwinner at Katy High School for coach Tom McPherson...as a senior, hit .460, which ranks 11th all-time in Tigers' history...earned first-team all-district honors at third base...named second-team academic all-state and the honor roll with a 4.2 GPA...also won a state championship in football.

**Personal:** Full name is Hayden David Baker...born Sept. 11, 1997, in Katy, Texas...son of Bruce and Terrie Baker...has one sister, Riley...majoring in kinesiology/sports management.

**Brandon Bena**

26

**Junior ♦ Outfield**  
**R/R ♦ 6-1 ♦ 200**  
**Omaha, Neb.**  
**Creighton Prep**  
**Iowa Western**

**Previous School:** Bena played two seasons at Iowa Western Community College for coach Marc Rardin...as a sophomore, hit .382 with four home runs, 14 doubles, a triple, 45 RBIs, 45 runs, a .566 slugging percentage, .467 on-base percentage and was 9-for-9 on stolen base attempts...as a freshman, hit .311 with two home runs, seven doubles, a triple, 25 RBIs and 26 runs, a .514 slugging percentage and .448 on-base percentage.

**Jordan Blackmon**

3

**Junior ♦ Outfield**  
**R/R ♦ 5-11 ♦ 190**  
**Dallas, Texas**  
**Bishop Dunne**  
**Northeast Oklahoma A&M**

**Previous School:** Blackmon played two seasons at Northeast Oklahoma A&M for coach Roger Ward...as a sophomore, hit .276 with a home run, four doubles, 11 RBIs, 37 runs and ranked 16th in the nation with 32 stolen bases...as a freshman, hit .352 with five home runs, six doubles, a triple, 17 RBIs, 24 runs and 11 stolen bases.


**Cal Clark**

15

**Junior ♦ Infield**  
**R/R ♦ 5-11 ♦ 175**  
**Fairfax, Iowa**  
**Cedar Rapids Prairie**  
**Kirkwood**

**Previous School:** Clark played two seasons at Kirkwood Community College for coach Todd Rima...as a sophomore, hit .303 with four home runs, six doubles, three triples, 40 RBIs, 37 runs and 10 stolen bases...as a freshman, hit .291 with three home runs, eight doubles, 21 RBIs and 27 runs.

## Jacob Coats



11

**Junior ♦ Pitcher**  
**R/R ♦ 6-6 ♦ 223**  
**Schertz, Texas**  
**Clemens/Paris**

**Previous School:** Coats played two seasons at Paris Junior College for coach Clay Cox...as a sophomore, made 14 appearances, including one start, going 3-5 with a 6.87 ERA, 39 strikeouts, 22 walks and leading the team with 56.1 innings pitched...as a freshman, made 20 appearances, going 4-5 with a 6.02 ERA, 25 strikeouts and 17 walks in 30.1 innings.

**High School:** Lettered one year at Clemens High School.

**Personal:** Full name is Jacob Mark Coats...born June 4, 1998, in San Antonio...son of Gary and Betsy Coats...has one brother, Joshua, and one sister, Olivia...majoring in kinesiology.

## Cody Collins



25

**Junior ♦ Pitcher**  
**R/R ♦ 6-3 ♦ 210**  
**Bryan, Texas**  
**Rudder/Blinn**

**Previous School:** Collins played two seasons at Blinn College for coach Harvey McIntyre...as a sophomore, made 11 appearances, posting a 2-0 record, 3.86 ERA, 12 strikeouts and six walks in 14.0 innings...as a freshman, made 15 appearances, going 1-1 with a 3.60 ERA, 18 strikeouts and 19 walks in 20.0 innings...played for the Brazos Valley Bombers in the Texas Collegiate League, going 1-0 with a 0.84 ERA, 19 strikeouts and 10 walks in 21.1 innings to earn All-Star honors.

**High School:** Played at James Earl Rudder High School for coach Matt Harbin...also played football...graduated in the top five percent of his class with a 3.936 GPA.

**Personal:** Full name is Cody Allen Collins...born June 24, 1998, in Houston...son of Ronnie and Amanda Collins...has one sister, Tessa...majoring in kinesiology/sports management.

## Ryne Edmondson



23

**Junior ♦ Outfield**  
**L/R ♦ 5-10 ♦ 190**  
**Chandler, Ariz.**  
**Perry/Utah Valley/Cisco**

**Previous School:** Edmondson played one season at Cisco College for coach David White...as a sophomore, hit .444 with two home runs, 12 doubles, two triples, eight RBIs and nine runs...played his freshman season at Utah Valley for coach Eric Madsen...appeared in 28 games, including 19 starts...hit .227 with a home run, a double, two triples, 15 RBIs and 13 runs.

## Trevor Fonseca




30

**Junior ♦ Outfield**  
**L/L ♦ 5-11 ♦ 185**  
**Vancouver, B.C.**  
**West Vancouver/Cypress**

**Previous School:** Fonseca played two seasons at Cypress College for coaches Scott Pickler and Anthony Hutting...as a sophomore, hit .375 with two doubles, 10 RBIs and 14 runs, posting a .492 on-base percentage...as a freshman, batted .286 with a home run, nine RBIs and 11 runs...was an honor student.

**High School:** Was a four-year letterwinner at West Vancouver Secondary School for coach Brooks McNiven...as a junior and senior, combined to hit .289 with three home runs, 37 RBIs...led the North Shore Twins to two provincial titles...also led his basketball team to three North Shore championships and one provincial championship, earning MVP honors...earned the Honor Roll Student District Scholarship Award as a senior.

**Personal:** Full name is Trevor Mark Fonseca...born March 1, 1988, in Vancouver, British Columbia...son of Manuel and Erica Fonseca...is a triplet with brother, Ryan, and sister, Nicole...majoring in kinesiology/sports management.

**Trent Franson**

4

**Junior ♦ Infield**  
**R/R ♦ 5-10 ♦ 180**  
**Houston, Texas**  
**Lutheran South**  
**TCU/San Jacinto**

**Previous School:** Franson was a member of TCU's two College World Series teams in 2016 and 2017 for coach Jim Schlossnagle...redshirted his first year with the Horned Frogs...as a redshirt freshman, appeared in 14 games, hitting .333...named to the Academic All-Big 12 Rookie Team...as a sophomore, played on San Jacinto College's NJCAA World Series team...hit .321 with six home runs, 13 doubles, four triples, 31 RBIs and 45 runs.

**High School:** Was a four-year letterwinner at Lutheran South Academy for coach Aaron Schneider...for his career, hit .382...as a senior, hit .452...was the district MVP in football and Houston Touchdown Club Private School Player of the Year...was a member of the National Honor Society, Spanish National Honor Society and PALS Leadership Program.

**Personal:** Full name is Trenton Cole Franson...born Aug. 17, 1996, in Houston...son of Brian and Susanne Franson...has one sister, Ashley...majoring in business/finance.

**John Gillett**

8

**Junior ♦ Pitcher**  
**L/L ♦ 6-4 ♦ 200**  
**College Station, Texas**  
**Brazos Christian/Tyler**

**Previous School:** Gillett played two seasons at Tyler Junior College for coach Doug Wren...as a sophomore, made 20 appearances, posting a 1-0 record with a 3.50 ERA, 27 strikeouts and nine walks in 18.0 innings...as a freshman, appeared in seven games...recorded a 1.29 ERA with 10 strikeouts and nine walks in 7.0 innings.

**Johnny Gonzales**

38

**Junior ♦ Infield**  
**R/R ♦ 6-3 ♦ 205**  
**Frisco, Texas**  
**Wakeland**  
**TAMU-CC/Cisco**

**Previous School:** Gonzales played two seasons at Cisco College for coach David White...as a sophomore, hit .386 with two home runs, five doubles, 19 RBIs, 21 runs and a .500 on-base percentage...as a redshirt freshman, hit .296 with four home runs, seven doubles, a triple, 31 RBIs and 30 runs...redshirted his freshman year at Texas A&M-Corpus Christi.

**Kyle Gruller**

18

**Junior ♦ Infield**  
**R/R ♦ 6-3 ♦ 190**  
**Cypress, Texas**  
**Cy Ridge/Wharton**

**Previous School:** Gruller played two seasons at Wharton County Junior College for coach Keith Case...as a sophomore, made 14 appearances, including two starts, going 5-4 with a 3.70 ERA, 81 strikeouts and 30 walks, leading the team with 65.2 innings pitched...threw a two-hitter in the first game of the regional tournament...as a freshman, made 13 appearances out of the bullpen, going 0-2 with one save, a 7.16 ERA, 14 strikeouts and 10 walks in 16.1 innings.

## Solomon Klimeck



37

**Junior ♦ Pitcher**  
**R/L ♦ 6-2 ♦ 170**  
**Eules, Texas**  
**Trinity/Eastfield**

**Previous School:** Klimeck played his sophomore season at Eastfield College for coach Michael Martin...made 15 starts, going 9-3 with a 2.79 ERA and 95 strikeouts in 84 innings...earned first-team all-conference honors and was an ABCA/Rawlings First Team All-America selection...played his freshman year at Frank Phillips for coach Mario Eramo, going 2-9 with a 9.92 ERA and 40 strikeouts in 61.2 innings.

**High School:** Earned one letter at Trinity High School in Eules, Texas, for coach Will Averit...was 0-3 with a 4.59 ERA as a relief pitcher.

**Personal:** Full name is Solomon David Klimeck...born Feb. 18, 1998, in Boston...son of Gary and Jill Klimeck...has twin brothers, Noah and Immanuel, and one sister, Catherine...majoring in kinesiology.

## Brent Pronger



39

**Junior ♦ Pitcher**  
**R/R ♦ 6-6 ♦ 185**  
**Burleson, Texas**  
**Centennial**  
**Hill/Vernon/New Mexico JC**

**Previous School:** Pronger played one season at New Mexico Junior College for coach Jimmy Durham...as a sophomore, made seven appearances, going 2-2 with a 6.17 ERA, 15 strikeouts and seven walks in 11.2 innings...as a redshirt freshman at Vernon College, made 16 appearances, going 4-8 with a 10.45 ERA, 33 strikeouts and 46 walks in 45.2 innings...redshirted his freshman year at Hill College.

## Jaron Roblyer



22

**Junior ♦ Pitcher**  
**R/R ♦ 6-6 ♦ 255**  
**Pearland, Texas**  
**Pearland/Wharton**

**Previous School:** Roblyer played two seasons at Wharton County Junior College for coach Keith Case...as a sophomore, made 13 appearances, including two starts, going 4-6 with a 5.16 ERA, 54 strikeouts and 33 walks in 59.1 innings...as a freshman, made 16 appearances out of the bullpen, going 2-1 with four saves, a 4.79 ERA, 24 strikeouts and 11 walks in 20.2 innings.

**High School:** Was a three-year letterwinner at Pearland High School for coach Anthony Scalise...earned second-team all-district honors.

**Personal:** Son of Kevin and Tanya Roblyer...father played football at Lamar...has one brother, Layne...played on the Southwest champion Pearl and team in the 2010 Little League World Series...majoring in marketing.

## Matt Solomon



5

**Junior ♦ Catcher**  
**R/R ♦ 5-10 ♦ 200**  
**Katy, Texas**  
**Katy/Paris**

**Previous School:** Solomon played two seasons at Paris Junior College for coach Clay Cox...hit .321 with two home runs, five doubles, 15 RBIs and 15 runs as a sophomore, earning third-team academic all-America honors...hit .297 with a home run, six doubles, 22 RBIs and 22 runs as a freshman, earning first-team academic all-America honors.

**High School:** Was a two-year starter at Katy High School for coach Tom McPherson.

**Personal:** Born Feb. 12, 1998, in Katy, Texas...son of Jeff and Virginia Solomon...has one sister, Kara, who played softball at Southwestern University...majoring in education.

**Nathan Soriano**

9

**Junior ♦ Infield**  
**R/R ♦ 6-2 ♦ 190**  
**Tucson, Ariz.**  
**Canyon del Oro**  
**Central Arizona/Palomar**

**Previous School:** Soriano played one season at Palomar College for coach Ben Adams...as a sophomore, hit .352 with a home run, eight doubles, three triples, 22 RBIs, 35 runs and eight stolen bases...spent two seasons at Central Arizona...redshirt his first year with the Vaqueros...as a redshirt freshman, hit .139 in 36 at-bats with an RBI, 10 runs and seven stolen bases.

**Chase Talbot**

10

**Junior ♦ Outfield**  
**L/R ♦ 6-0 ♦ 190**  
**Beaumont, Texas**  
**Monsignor Kelly**  
**Northeast Texas**

**Previous School:** Talbot played two seasons at Northeast Texas Community College for coach Andy Morgan...as a sophomore, hit .242 with two home runs, four doubles, three triples, 19 RBIs, 32 runs and 13 stolen bases...as a freshman, hit .281 with five doubles, nine RBIs and 20 runs.

## Chris Burns



24

**Freshman ♦ Pitcher**  
**R/R ♦ 6-1 ♦ 190**  
**Houston, Texas**  
**Westbury**

**High School:** Burns was a four-year starter at Westbury High School for coach Chris Dusablon...as a senior, posted a 1.83 ERA with 86 strikeouts in 48 innings, earning first-team all-district and district pitcher of the year honors...was a first-team all-district pick as a junior and sophomore and earned second-team honors as a freshman...threw two no-hitters.

**Personal:** Full name is Christopher George Burns...born Sept. 3, 1999, in Houston...son of Jeff and Karen Burns...has one brother, Nicholas, and one sister, Lauren...majoring in criminal justice.

## Jared Cruz



32

**Freshman ♦ Pitcher**  
**L/L ♦ 6-0 ♦ 195**  
**Corpus Christi, Texas**  
**Carroll**

**High School:** Cruz was a four-year letterwinner at Mary Carroll High School for coach Mike Leal...as a senior, went 6-2 with three saves, a 3.54 ERA and 51 strikeouts...was a four-time academic all-district selection...was a member of the National Honor Society.

**Personal:** Full name is Jared Valentin Cruz...born May 23, 2000, in Corpus Christi, Texas...son of Jesse and Melissa Cruz...has one brother, Jake...majoring in kinesiology/wellness management.

## Spencer Ouellette



19

**Freshman ♦ Infield**  
**R/R ♦ 5-10 ♦ 185**  
**Alvin, Texas**  
**Alvin**

**High School:** Ouellette was a two-year letterwinner at Alvin High School for coach George Banda...as a senior, hit .347 with one home run, 13 doubles, two triples and 14 stolen bases...graduated in the top 10% of his class and was a member of the National Honor Society.

**Personal:** Full name is Spencer Matthew Ouellette...born Dec. 29, 1999, in Houston...son of Matt and Tami Ouellette...has one sister, Ryli...majoring in business/finance.



**HISTORY**

# 2018 STATISTICS

Player	Record: 29-30			Southland: 18-12					Home: 13-8					Away: 13-20					Neutral: 3-2							
	AVG	GP	GS	AB	R	H	2B	3B	HR	RBI	TB	SLG%	BB	HBP	SO	GDP	OB%	SF	SH	SB	ATT	PO	A	E	FLD%	
5 Heck, Matt	.348	58	58	230	37	80	10	5	9	46	127	.552	23	4	46	2	.415	1	2	13	18	78	4	3	.965	
14 Halloran, Spencer	.320	59	59	244	44	78	18	1	9	41	125	.512	21	4	38	6	.377	4	1	20	27	131	17	1	.993	
15 Buck, Grant	.284	44	30	102	13	29	5	0	4	24	46	.451	20	1	29	3	.407	0	2	0	1	128	3	0	1.000	
27 Ducoff, Jonathan	.271	55	53	210	28	57	13	0	9	28	97	.462	13	2	55	4	.319	1	5	3	7	131	7	1	.993	
36 Simon, Elijah	.265	51	45	155	28	41	4	2	4	14	61	.394	15	3	50	3	.341	0	5	6	9	32	94	10	.926	
1 Jones, Anthony	.257	50	35	144	24	37	5	0	2	13	48	.333	3	6	33	3	.299	1	4	9	15	40	2	5	.894	
3 Depreta-Johnson,	.253	59	59	221	33	56	12	0	5	30	83	.376	31	8	33	5	.361	3	4	5	13	110	172	1	.996	
40 Pulcheon, Jake	.244	57	55	193	25	47	5	1	6	34	72	.373	20	8	49	5	.338	1	3	2	5	374	27	9	.978	
10 Fitzgerald, Jack	.233	48	42	129	22	30	3	1	4	18	47	.364	21	7	52	1	.367	1	6	0	3	108	110	9	.960	
35 Voller, Erik	.168	42	34	101	13	17	3	1	1	7	25	.248	9	10	37	2	.295	2	7	1	4	228	28	4	.985	
-----																										
20 Clark, Tyler	.333	13	1	15	4	5	0	0	1	2	8	.533	2	0	1	0	.412	0	0	0	0	0	0	0	.000	
2 Scott, Jake	.276	39	18	87	13	24	2	1	4	19	40	.460	8	2	16	0	.351	0	0	1	1	22	1	1	.958	
29 Batten, Brady	.243	23	9	37	5	9	1	0	1	4	13	.351	6	0	9	0	.341	1	0	0	1	2	12	1	.933	
9 Reilly, Derek	.190	30	19	63	17	12	2	0	0	5	14	.222	19	2	14	0	.393	0	5	1	1	25	38	1	.984	
38 Jones, Carey	.145	35	14	62	7	9	4	0	2	6	19	.306	4	0	27	1	.197	0	0	0	2	118	9	1	.992	
13 Simon, Jeremy	.000	10	1	7	1	0	0	0	0	0	0	.000	3	0	3	0	.300	0	1	0	0	15	1	0	1.000	
26 Luna, Tanner	.000	2	0	1	0	0	0	0	0	0	0	.000	0	0	1	0	.000	0	0	0	0	0	0	0	.000	
17 Newton, JT	.000	1	0	1	0	0	0	0	0	0	0	.000	0	0	1	0	.000	0	0	0	0	2	9	2	.846	
37 Keeling, Kent	.000	1	0	0	0	0	0	0	0	0	0	.000	0	0	0	0	.000	0	0	0	0	0	0	0	.000	
34 Carter, Zach	.000	6	0	0	1	0	0	0	0	0	0	.000	0	0	0	0	.000	0	0	0	1	12	16	3	.903	
-----																										
<b>Totals</b>	<b>.265</b>	<b>59</b>	<b>59</b>	<b>2002</b>	<b>315</b>	<b>531</b>	<b>87</b>	<b>12</b>	<b>61</b>	<b>291</b>	<b>825</b>	<b>.412</b>	<b>218</b>	<b>57</b>	<b>494</b>	<b>35</b>	<b>.352</b>	<b>15</b>	<b>45</b>	<b>61</b>	<b>108</b>	<b>1566</b>	<b>588</b>	<b>55</b>	<b>.975</b>	
<b>Opponents</b>	<b>.274</b>	<b>59</b>	<b>59</b>	<b>1991</b>	<b>282</b>	<b>546</b>	<b>97</b>	<b>19</b>	<b>37</b>	<b>258</b>	<b>792</b>	<b>.398</b>	<b>191</b>	<b>77</b>	<b>379</b>	<b>39</b>	<b>.356</b>	<b>25</b>	<b>36</b>	<b>42</b>	<b>60</b>	<b>1593</b>	<b>620</b>	<b>69</b>	<b>.970</b>	

LOB - Team (430), Opp (472). DPs turned - Team (50), Opp (46). CI - Team (0), Opp (1). IBB - Team (3), Heck, M. 2, Halloran, S. 1, Opp (4). Picked off - Heck, M. 2, Halloran, S. 2, Buck, G. 1, Depreta-John 1, Ducoff, J. 1.

Player	ERA	W	L	APP	GS	CG	SHO	CBO	SV	IP	H	R	ER	BB	SO	2B	3B	HR	AB	B/Avg	WP	HBP	BK	SFA	SHA	
18 McCollough, Matthew	2.99	9	3	15	15	5	1	0	0	108.1	100	44	36	12	99	20	2	8	406	.246	0	7	0	2	6	
34 Carter, Zach	3.87	4	5	15	15	3	0	1	0	109.1	113	50	47	27	80	19	5	7	421	.268	5	15	2	3	8	
29 Batten, Brady	3.96	4	6	17	14	0	0	0	0	88.2	84	43	39	41	69	17	6	5	327	.257	5	14	0	5	4	
-----																										
11 Herron, Marshall	3.33	3	3	20	4	0	0	0	1	46.0	49	22	17	17	28	12	4	6	177	.277	4	11	0	2	2	
30 Rowland, Steven	3.86	0	0	2	0	0	0	0	0	2.1	4	1	1	4	1	0	0	0	10	.400	0	0	0	0	0	
8 Smart, Weston	4.29	0	1	23	0	0	0	0	0	35.2	34	21	17	16	19	8	1	3	134	.254	7	5	0	4	3	
19 McClellan, Hunter	4.88	1	2	13	3	0	0	0	0	27.2	29	18	15	13	17	0	0	2	101	.287	5	7	0	3	2	
5 Heck, Matt	5.09	4	1	16	0	0	0	1	1	17.2	20	12	10	7	12	3	0	0	71	.282	1	4	0	2	3	
21 Franzman, Taylor	5.29	0	0	10	3	0	0	0	0	17.0	17	10	10	12	13	2	0	0	63	.270	0	1	1	0	0	
24 Copeland, Cameron	6.43	1	1	11	1	0	0	0	0	14.0	17	10	10	3	9	5	0	3	56	.304	0	0	0	1	0	
17 Newton, JT	7.15	3	5	25	0	0	0	1	5	34.0	45	30	27	19	21	7	1	1	134	.336	5	9	0	1	5	
22 Endsley, Daniel	8.10	0	3	5	4	0	0	0	0	16.2	32	16	15	10	11	4	0	2	77	.416	2	2	0	1	3	
26 Luna, Tanner	9.64	0	0	6	0	0	0	0	0	4.2	2	5	5	10	0	0	0	0	14	.143	3	2	0	1	0	
-----																										
<b>Totals</b>	<b>4.28</b>	<b>29</b>	<b>30</b>	<b>59</b>	<b>59</b>	<b>8</b>	<b>2</b>	<b>1</b>	<b>7</b>	<b>522.0</b>	<b>546</b>	<b>282</b>	<b>248</b>	<b>191</b>	<b>379</b>	<b>97</b>	<b>19</b>	<b>37</b>	<b>1991</b>	<b>.274</b>	<b>37</b>	<b>77</b>	<b>3</b>	<b>25</b>	<b>36</b>	
<b>Opponents</b>	<b>4.75</b>	<b>30</b>	<b>29</b>	<b>59</b>	<b>59</b>	<b>7</b>	<b>3</b>	<b>2</b>	<b>13</b>	<b>531.0</b>	<b>531</b>	<b>315</b>	<b>280</b>	<b>218</b>	<b>494</b>	<b>87</b>	<b>12</b>	<b>61</b>	<b>2002</b>	<b>.265</b>	<b>61</b>	<b>57</b>	<b>6</b>	<b>15</b>	<b>45</b>	

PB - Team (3), Voller, E. 2, Pulcheon, J. 1, Opp (12). Pickoffs - Team (12), McCollough 5, Pulcheon, J. 4, Herron, M. 1, Batten, B. 1, Voller, E. 1, Opp (8). SBA/ATT - Voller, E. (26-36), Batten, B. (16-20), Pulcheon, J. (16-18), McCollough (5-11), Carter, Z. (5-6), Smart, W. (4-4), McClellan, H (3-4), Endsley, D. (3-3), Herron, M. (1-3), Newton, JT (1-3), Heck, M. (2-2), Copeland, C. (2-2), Rowland, S. (0-1), Franzman, T. (0-1).

## SOUTHLAND CONFERENCE STANDINGS

	CONFERENCE			OVERALL		
	W	L	PCT.	W	L	PCT.
Sam Houston State	24	6	0.800	39	20	0.661
Southeastern Louisiana	21	9	0.700	37	22	0.627
Northwestern State	18	12	0.600	38	24	0.613
HBU	18	12	0.600	29	30	0.492
Central Arkansas	17	13	0.567	32	25	0.561
McNeese	15	15	0.500	25	33	0.431
Texas A&M-Corpus Christi	14	16	0.467	30	26	0.536
New Orleans	14	16	0.467	29	32	0.475
Nicholls	14	16	0.467	28	32	0.467
Incarnate Word	13	17	0.433	29	26	0.527
Lamar	13	17	0.433	19	36	0.345
Stephen F. Austin	9	21	0.300	17	36	0.321
Abilene Christian	5	25	0.167	21	33	0.389

## SOUTHLAND CONFERENCE TOURNAMENT RESULTS

Constellation Field (Sugar Land, Texas)	
<b>Wednesday, May 23, 2018</b>	
<sup>(3)</sup> Northwestern State 2, <sup>(6)</sup> McNeese 1	
<sup>(2)</sup> Southeastern Louisiana 4, <sup>(7)</sup> Nicholls 2	
<sup>(8)</sup> New Orleans 4, <sup>(1)</sup> Sam Houston State 3 (10)	
<sup>(4)</sup> HBU 14, <sup>(5)</sup> Central Arkansas 4 (7)	
<b>Thursday, May 24, 2018</b>	
<sup>(7)</sup> Nicholls 10, <sup>(6)</sup> McNeese 4	
<sup>(1)</sup> Sam Houston State 4, <sup>(5)</sup> Central Arkansas 2	
<sup>(3)</sup> Northwestern State 5, <sup>(2)</sup> Southeastern Louisiana 1	
<sup>(8)</sup> New Orleans 3, <sup>(4)</sup> HBU 1	
<b>Friday, May 25, 2018</b>	
<sup>(7)</sup> Nicholls 7, <sup>(2)</sup> Southeastern Louisiana 6	
<sup>(4)</sup> HBU 6, <sup>(1)</sup> McNeese 4	
<sup>(3)</sup> Northwestern State 3, <sup>(7)</sup> Nicholls 2	
<sup>(4)</sup> HBU 4, <sup>(8)</sup> New Orleans 3 (12)	
<b>Saturday, May 26, 2018</b>	
<sup>(8)</sup> New Orleans 6, <sup>(4)</sup> HBU 1	
<sup>(3)</sup> Northwestern State 7, <sup>(8)</sup> New Orleans 5	

Date	Opponent	Result	Score	R-H-E	R-H-E	Inns	Overall	Conf.	Pitcher of Record	Attend	Time
Feb 16	at Baylor	L	0-1	0-1-0	1-6-0	9	0-1-0	0-0-0	Carter, Z. (L 0-1)	2262	2:16
Feb 17	at Baylor	W	5-2	5-7-0	2-8-3	9	1-1-0	0-0-0	Heck, M. (W 1-0)	2141	2:48
Feb 18	at Baylor	L	3-6	3-4-2	6-12-1	9	1-2-0	0-0-0	Endsley, D. (L 0-1)	1922	2:57
Feb 20	TEXAS SOUTHERN	W	15-3	15-14-0	3-6-4	9	2-2-0	0-0-0	Batten, B. (W 1-0)	246	2:41
Feb 23	at Fresno State	W	2-0	2-8-2	0-6-2	(11)	3-2-0	0-0-0	Heck, M. (W 2-0)	1014	3:07
Feb 24	at Fresno State	L	6-7	6-13-0	7-14-0	9	3-3-0	0-0-0	Newton, JT (L 0-1)	-	2:37
Feb 24	at Fresno State	L	2-3	2-5-0	3-6-1	9	3-4-0	0-0-0	Herron, M. (L 0-1)	850	2:15
Feb 25	at Fresno State	L	1-4	1-3-2	4-11-1	9	3-5-0	0-0-0	Endsley, D. (L 0-2)	1195	2:26
Feb 27	at Texas A&M	L	1-7	1-5-1	7-11-2	9	3-6-0	0-0-0	Batten, B. (L 1-1)	4138	2:20
Mar 2	at Rice	L	2-10	2-5-0	10-13-1	9	3-7-0	0-0-0	Carter, Z. (L 0-2)	2347	3:07
Mar 3	at Rice	W	8-7	8-11-1	7-16-1	(11)	4-7-0	0-0-0	Newton, JT (W 1-1)	2269	4:21
Mar 4	at Rice	L	0-6	0-4-1	6-12-0	9	4-8-0	0-0-0	Endsley, D. (L 0-3)	2087	2:54
Mar 6	at Houston	W	3-1	3-9-0	1-3-0	9	5-8-0	0-0-0	Batten, B. (W 2-1)	1360	2:41
Mar 9	at Louisiana Tech	L	3-5	3-9-1	5-10-1	9	5-9-0	0-0-0	McClellan, H (L 0-1)	1658	2:39
Mar 10	at Louisiana Tech	L	1-3	1-4-2	3-11-0	9	5-10-0	0-0-0	McCollough (L 0-1)	1510	2:07
Mar 11	at Louisiana Tech	L	3-9	3-8-0	9-12-4	9	5-11-0	0-0-0	Batten, B. (L 2-2)	1311	2:40
Mar 13	at UT Rio Grande Valley	W	3-2	3-5-0	2-8-1	9	6-11-0	0-0-0	Herron, M. (W 1-1)	1013	2:35
Mar 16	*NICHOLLS	L	4-5	4-12-1	5-10-0	(11)	6-12-0	0-1-0	Newton, JT (L 1-2)	386	3:59
Mar 17	*NICHOLLS	W	13-4	13-14-2	4-9-3	9	7-12-0	1-1-0	McCollough (W 1-1)	-	2:37
Mar 17	*NICHOLLS	W	4-3	4-6-2	3-7-1	9	8-12-0	2-1-0	Heck, M. (W 3-0)	764	2:34
Mar 20	TEXAS SOUTHERN	L	2-3	2-10-3	3-7-1	9	8-13-0	2-1-0	Newton, JT (L 1-3)	248	3:03
Mar 23	*at Southeastern La.	L	1-4	1-3-3	4-6-2	9	8-14-0	2-2-0	Carter, Z. (L 0-3)	1216	2:03
Mar 24	*at Southeastern La.	W	10-4	10-13-0	4-7-1	9	9-14-0	3-2-0	McCollough (W 2-1)	1162	2:49
Mar 25	*at Southeastern La.	L	2-8	2-7-5	8-7-1	9	9-15-0	3-3-0	Batten, B. (L 2-3)	1145	2:20
Mar 27	UTSA	L	5-6	5-3-3	6-9-4	9	9-16-0	3-3-0	Smart, W. (L 0-1)	391	2:44
Mar 29	*LAMAR	W	7-4	7-7-0	4-9-1	9	10-16-0	4-3-0	Carter, Z. (W 1-3)	305	1:58
Mar 30	*LAMAR	W	5-2	5-8-1	2-7-1	9	11-16-0	5-3-0	McCollough (W 3-1)	390	2:19
Mar 31	*LAMAR	L	4-6	4-10-2	6-10-1	9	11-17-0	5-4-0	Newton, JT (L 1-4)	427	3:05
Apr 3	UT RIO GRANDE VALLEY	W	14-3	14-13-2	3-6-0	9	12-17-0	5-4-0	McClellan, H (W 1-1)	290	2:44
Apr 7	*at Central Arkansas	W	5-3	5-12-0	3-8-1	9	13-17-0	6-4-0	Newton, JT (W 2-4)	222	3:05
Apr 8	*at Central Arkansas	W	3-1	3-8-0	1-6-0	9	14-17-0	7-4-0	McCollough (W 4-1)	190	2:01
Apr 8	*at Central Arkansas	L	0-5	0-1-0	5-10-0	9	14-18-0	7-5-0	Batten, B. (L 2-4)	190	2:09
Apr 10	A&M-CORPUS CHRISTI	L	3-5	3-7-1	5-9-0	9	14-19-0	7-5-0	Herron, M. (L 1-2)	304	2:43
Apr 13	*at Abilene Christian	W	23-20	23-26-2	20-25-4	9	15-19-0	8-5-0	Carter, Z. (W 2-3)	500	3:52
Apr 14	*at Abilene Christian	W	13-5	13-20-0	5-11-0	9	16-19-0	9-5-0	McCollough (W 5-1)	500	2:51
Apr 15	*at Abilene Christian	L	3-4	3-8-0	4-9-1	9	16-20-0	9-6-0	Heck, M. (L 3-1)	500	2:36
Apr 17	at McNeese	L	8-11	8-12-0	11-16-1	9	16-21-0	9-6-0	McClellan, H (L 1-2)	673	3:13
Apr 20	*INCARNATE WORD	W	12-4	12-15-0	4-11-0	9	17-21-0	10-6-0	Carter, Z. (W 3-3)	-	3:05
Apr 20	*INCARNATE WORD	W	1-0	1-7-1	0-4-1	9	18-21-0	11-6-0	McCollough (W 6-1)	747	2:07
Apr 21	*INCARNATE WORD	W	7-6	7-11-2	6-13-0	(13)	19-21-0	12-6-0	Heck, M. (W 4-1)	389	3:47
Apr 24	at A&M-Corpus Christi	W	10-3	10-13-0	3-8-3	9	20-21-0	12-6-0	Copeland, C. (W 1-0)	345	3:22
Apr 27	*at Northwestern State	L	3-4	3-12-0	4-5-1	(10)	20-22-0	12-7-0	Newton, JT (L 2-5)	428	3:15
Apr 28	*at Northwestern State	L	4-7	4-6-1	7-9-3	9	20-23-0	12-8-0	McCollough (L 6-2)	418	2:34
Apr 29	*at Northwestern State	W	3-2	3-8-0	2-5-1	9	21-23-0	13-8-0	Batten, B. (W 3-4)	431	2:29
May 1	MCNEESE	L	8-11	8-13-0	11-14-3	9	21-24-0	13-8-0	Herron, M. (L 1-3)	345	3:10
May 4	*NEW ORLEANS	L	1-8	1-5-1	8-12-1	9	21-25-0	13-9-0	Carter, Z. (L 3-4)	-	2:32
May 4	*NEW ORLEANS	W	5-2	5-10-0	2-8-2	9	22-25-0	14-9-0	McCollough (W 7-2)	583	2:21
May 5	*NEW ORLEANS	L	1-2	1-7-2	2-8-0	9	22-26-0	14-10-0	Batten, B. (L 3-5)	315	2:44
May 11	*at Sam Houston State	W	5-1	5-10-0	1-4-1	9	23-26-0	15-10-0	Carter, Z. (W 4-4)	913	2:20
May 12	*at Sam Houston State	L	5-7	5-11-0	7-10-0	9	23-27-0	15-11-0	McCollough (L 7-3)	1020	2:35
May 13	*at Sam Houston State	L	6-9	6-10-2	9-13-1	9	23-28-0	15-12-0	Batten, B. (L 3-6)	948	2:50
May 17	*STEPHEN F. AUSTIN	W	10-9	10-10-0	9-17-0	(10)	24-28-0	16-12-0	Herron, M. (W 2-3)	397	4:02
May 18	*STEPHEN F. AUSTIN	W	8-3	8-13-1	3-8-1	9	25-28-0	17-12-0	McCollough (W 8-3)	412	2:31
May 19	*STEPHEN F. AUSTIN	W	13-2	13-11-0	2-5-0	8	26-28-0	18-12-0	Batten, B. (W 4-6)	453	2:21
May 23	+vsCentral Arkansas	W	14-4	14-12-1	4-7-3	7	27-28-0	18-12-0	McCollough (W 9-3)	0	2:15
May 24	+vsNew Orleans	L	1-3	1-7-0	3-5-1	9	27-29-0	18-12-0	Carter, Z. (L 4-5)	0	2:58
May 25	+vsSam Houston State	W	6-4	6-8-0	4-8-1	9	28-29-0	18-12-0	Herron, M. (W 3-3)	0	3:23
May 25	+vsNew Orleans	W	4-3	4-12-1	3-7-1	(12)	29-29-0	18-12-0	Newton, JT (W 3-5)	0	4:34
May 26	+vsNew Orleans	L	1-6	1-5-4	6-12-0	9	29-30-0	18-12-0	Copeland, C. (L 1-1)	0	2:42

HOME GAME, \*Southland Conference game, +Southland Conference Tournament game, () extra inning game

## CAREER RECORDS - OFFENSIVE

### .400 CLUB (MIN. 200 AT-BATS)

Archie Panfilli	150/340	.441	2004-05
Robert Neagli	133/321	.414	2004-05
Joey Gregory	149/363	.410	2002-03

### .300 CLUB (MIN. 200 AT-BATS)

Michael Crabtree	171/440	.389	2006-07
Jeremy Green	137/353	.388	2002-03
Paul Prestera	88/229	.384	2010
Tommy Crosby	134/354	.379	2001-03
Scott Copes	131/347	.378	1994-95
Russell Chandler	126/340	.371	1998-99
Justin Syfert	159/430	.370	2000-01
Kipp Pridgeon	135/374	.361	2004-05
Andrew Taccolini	274/762	.360	2006-09
Reagan Buckley	136/381	.357	1996-97
Keith Harrison	114/322	.354	1994-95
Gerald Bueno	111/314	.354	2002-03
Tim Papa	107/305	.351	2005-06
Eric Silvas	124/355	.349	1994-95
Greg Gossett	140/403	.347	2007-08
Danny Cataline	261/761	.343	1998-01
Doug Golden	224/653	.343	1998-01
Chris Fadal	184/543	.339	1997-00
Ryan Majewski	131/387	.339	2007-08
Ramon Lopez	149/442	.337	2005-06
Lance Casey	199/590	.337	2002-05
Steve Ahrens	169/503	.336	2002-05
Jason Pickett	172/513	.335	2002, 04-05
Jordan McCoy	138/412	.335	2013-14
Jeff Suffron	72/216	.333	1994-97
Sean Salinas	175/526	.333	1997-00
Craig Bowser	118/355	.332	2002-03
Chris Ryan	79/240	.329	1993-95
Kyle Smith	105/319	.329	2002-03
Kevin Scott	113/344	.328	1996-97
Brandon Curtis	160/488	.328	1994-97
Collin Hetzler	126/384	.328	2011-12
Spencer Halloran	148/457	.324	2017-18
Josh Martinez	121/382	.317	2012-15
Curtis Jones	269/851	.316	2012-15
Johnathon Moore	110/343	.321	2009-10
Zeke Zikeli	93/290	.321	2009-10
Kyle Gunn	116/362	.320	2004-05
Robbie Buller	184/577	.319	2009-11
Luke Clements	128/407	.315	2011-13
Kolby Arnst	222/718	.309	2009-12
Zane Otten	93/301	.309	2016-17
Matt Heck	101/327	.309	2017-18
Greg Espinosa	103/337	.306	2015-16
Louie Payetta	130/427	.305	2015-16
Brian Franze	151/497	.304	2006-09
Chad Hebert	128/426	.300	2007-08
Leo Delgado	83/277	.300	2008-09

### HITS

1. Andrew Taccolini	274	2006-09
2. Curtis Jones	269	2012-15
3. Danny Cataline	261	1998-01
4. Jake Gonzalez	237	2010-13
5. Doug Golden	224	1998-01
6. Kolby Arnst	222	2009-12
7. Lance Casey	199	2002-05
8. Samm Wiggins	185	2012-15
9. Robbie Buller	184	2009-11
Chris Fadal	184	1997-00
11. Sean Salinas	175	1997-00
12. Jason Pickett	172	2002, 04-05
13. Michael Crabtree	171	2006-07
14. Steve Ahrens	169	2002-05
15. Brandon Curtis	160	1994-97

### RUNS SCORED

1. Danny Cataline	205	1998-01
2. Lance Casey	180	2002-05
3. Andrew Taccolini	170	2006-09
4. Jake Gonzalez	138	2010-13
5. Ramon Lopez	135	2005-06
T.J. Maldonado	135	1998-01
Steve Ahrens	135	2002-05
8. Kolby Arnst	127	2009-12
9. Jimmy Goodie	125	1994-97
10. Curtis Jones	122	2012-15
11. Justin Syfert	121	2000-01
12. Eric Silvas	118	1994-95
13. Doug Golden	117	1998-01
14. Chris Fadal	114	1997-00
Sean Salinas	114	1997-00

### DOUBLES

1. Jake Gonzalez	62	2010-13
2. Danny Cataline	57	1998-01
3. Andrew Taccolini	56	2006-09
4. Doug Golden	49	1998-01
5. Jake Gonzalez	47	2010-12
6. Robbie Buller	45	2009-11
Lance Casey	45	2002-05
8. Kolby Arnst	41	2009-12
9. Chris Fadal	39	1997-00
Joey Gregory	39	2002-03
11. Steve Ahrens	38	2002-05
12. Justin Syfert	37	2000-01
Kipp Pridgeon	37	2004-05
14. Curtis Jones	36	2012-15
Samm Wiggins	36	2012-15

### TRIPLES

1. T.J. Maldonado	16	1998-01
2. Kevin Scott	14	1996-97
3. Ryan Majewski	13	2007-08
4. Michael Crabtree	12	2006-07
Jake Gonzalez	12	2010-13
5. Russell Chandler	11	1998-99
Kyle Smith	11	2002-03
8. Joey Gregory	10	2002-03
9. A.J. Bass	9	1990-93
Scott Copes	9	1994-95
Keith Harrison	9	1994-95
Reagan Buckley	9	1996-97
Greg Gossett	9	2007-08
Zeke Zikeli	9	2009-10
15. Mike Wilson	8	1996
Craig Wallace	8	1998-99
Danny Cataline	8	1998-01
Steve Ahrens	8	2002-05
Ramon Lopez	8	2005-06
Kolby Arnst	8	2009-12

### HOME RUNS

1. Andrew Taccolini	32	2006-09
2. Jason Pickett	28	2002, 04-05
3. Robbie Buller	26	2009-11
Danny Cataline	26	1998-01
5. Brandon Curtis	25	1994-97
6. Chris Fadal	24	1997-00
Jeremy Green	24	2002-03
8. Chris Hill	23	1998-99
9. Justin Syfert	19	2000-01
Tommy Crosby	19	2002-03
11. Jake Gonzalez	18	2010-13
12. Kevin Scott	17	1996-97
Kyle Smith	17	2002-03
Kipp Pridgeon	17	2004-05
15. Brian Franze	16	2006-09

### BASE ON BALLS

1. Sean Salinas	127	1997-00
2. A.J. Bass	109	1991-93
T.J. Maldonado	109	1998-01
4. Shawn Brown	104	1990-93
5. Danny Cataline	103	1998-00
6. Steve Ahrens	97	2002-05
7. Chris Fadal	96	1997-00
8. Samm Wiggins	94	2012-15
9. Andrew Taccolini	83	2006-09
10. Luke Clements	82	2011-13
11. Doug Golden	78	1998-01
12. Ryan Majewski	73	2007-08
13. Chris Hill	72	1998-99
14. James Breaux	71	1991-94
15. Brian Scheffman	70	1998-01

### STOLEN BASES

1. Shawn Brown	113	1990-93
2. Jimmy Goodie	95	1992-95
3. A.J. Bass	69	1990-93
4. Mark Maxwell	53	2002, 04
Chad Blessing	50	1996
6. Greg Gossett	46	2007-08
7. Scott Copes	43	1994-95
8. Russell Chandler	39	1998-99
9. Reagan Buckley	38	1996-97
10. Chad Holland	35	1995-96
11. Ramon Lopez	33	2004-06
12. Danny Cataline	32	1998-01
13. Anthony Bennett	31	1994, '96
Zane Otten	31	2016-17
Spencer Halloran	31	2017-18

### RUNS BATTED IN

1. Andrew Taccolini	197	2006-09
2. Danny Cataline	169	1998-01
3. Doug Golden	167	1998-01
4. Jake Gonzalez	161	2010-13
5. Brandon Curtis	134	1994-97
Chris Fadal	134	1997-00
Jason Pickett	134	2002, 04-05
8. Robbie Buller	132	2009-11
9. Lance Casey	124	2002-05
10. Steve Ahrens	122	2002-05
Michael Crabtree	122	2006-07
12. Archie Panfilli	120	2004-05
13. Justin Syfert	113	2000-01
14. Joey Gregory	112	2002-03
15. T.J. Maldonado	111	1998-01

### AT BATS

1. Curtis Jones	851	2012-15
2. Jake Gonzalez	796	2010-13
3. Andrew Taccolini	762	2006-09
4. Danny Cataline	761	1998-01
5. Kolby Arnst	718	2009-12
6. Doug Golden	653	1998-01
7. Samm Wiggins	626	2012-15
8. Lance Casey	590	2002-05
9. Robbie Buller	577	2009-11
10. Chris Fadal	543	1997-00
11. Sean Salinas	526	1997-00
12. T.J. Maldonado	523	1998-01
13. Jason Pickett	513	2002, 04-05
14. Steve Ahrens	503	2002-03
15. Brian Franze	497	2006-09

**EARNED RUN AVERAGE (MIN. 60 IP)**

1.	Ryan Thomas	2.46	1993-96
2.	Rodrigo Miralles	2.48	2001-02
3.	Russell Cannon	2.57	2003-04
4.	Trevor Enders	2.63	1994-96
5.	Dylan Zarosky	2.64	2013-16
6.	J.D. Sellers	2.65	1995-97
7.	Brian Steffek	2.72	2000
8.	Aaron Garrison	2.75	2004-05
9.	Matthew McCollough	2.91	2013-16, 18
10.	Matt Harding	2.99	2013-16
11.	Alan Ocshner	3.06	1998
12.	Billy Miskell	3.17	2004-06
13.	Tim Bone	3.17	1991-92
14.	Josh Martinez	3.32	2012-14
15.	Wes Smiley	3.37	2004-05

**WINS**

1.	Ryan Thomas	40	1993-96
2.	Michael Hanks	35	1999-02
3.	Trevor Enders	29	1994-96
4.	Joseph Kantz	24	2000-03
5.	Matthew McCollough	23	2013-16, 18
6.	Chris Bass	19	1994-96
	Sean Salinas	19	1997-00
	Aaron Garrison	19	2004-05
	Keith Brunson	19	2006-09
	Curtis Jones	19	2012-15
11.	Matt Hollaway	18	2000-03
12.	Rodrigo Miralles	16	2001-02
	Matt LeLaurin	16	2001-03
	Wes Smiley	16	2004-05
	Matthew Headley	16	2007-08
	Dalton Schafer	16	2010-12
	Ryan Lower	16	2012-14
	Ross Kennell	16	2012-15

**COMPLETE GAMES**

1.	Ryan Thomas	33	1993-96
2.	Trevor Enders	22	1994-96
3.	Michael Hanks	20	1999-02
4.	Sean Salinas	17	1997-00
5.	Joseph Kantz	14	2000-03
6.	Tim Bone	12	1991-92
	Galen Shea	12	1997-98
8.	Jay Whitehead	10	1990-92
	Rodrigo Miralles	10	2001-02
10.	Matt LeLaurin	9	2001-03
	Matthew McCollough	9	2013-16, 18
12.	Jason Curtis	8	1992-95
	Chris Bass	8	1994-96
	Aaron Garrison	8	2004-05
	Jay Prigmore	8	2006-07
	Dalton Schafer	8	2010-12

**SHUTOUTS**

1.	Ryan Thomas	11	1993-96
2.	Trevor Enders	8	1994-96
3.	Michael Hanks	4	1999-02
	Joseph Kantz	4	2000-03
5.	Kipp Pridgeon	3	2004
6.	Tim Bone	2	1991-92
	Joel Skillern	2	1990-93
	Craig Ackerman	2	1994
	Chris Bass	2	1994-96
	Sean Salinas	2	1997-00
	Matt Harbin	2	1999
	Rodrigo Miralles	2	2001-02
	Logan Cuellar	2	2002
	Russell Cannon	2	2003-04
	Keith Ferguson	2	2003-04
	Matt Miller	2	2003-04
	Billy Miskell	2	2004, 06
	Chris Ford	2	2005
	Aaron Garrison	2	2005
	Ryan Lower	2	2012-14
	Curtis Jones	2	2012-15
	Christian Thames	2	2016-17

**SAVES**

1.	Dylan Zarosky	19	2013-16
2.	J.D. Sellers	15	1996-97
3.	Keith Brunson	12	2006-09
	Kobie Hajdik	12	2011-14
5.	Danny Henry	11	2004-05
	JT Newton	11	2017-18
7.	Jake Gonzalez	10	2010-13
8.	Joseph Kantz	7	2000-03
9.	Andrew Picos	6	2007-09
10.	Chris Garza	5	2014-15
11.	Matt Hollaway	4	2000-02
12.	David Keefover	3	1992
	Edgar Huerta	3	1992-93
	Arthur Cruz	3	1994
	Pete Willetts	3	1999-00
	Michael Hanks	3	1999-03
	Brad Koenig	3	2002-03
	Clay Folloder	3	2005
	Billy Miskell	3	2004, 06
	Tyler McCarty	3	2010
	Stephen Nikonchik	3	2010
	Zach Carter	3	2015-18

**APPEARANCES**

1.	Keith Brunson	84	2006-09
2.	Michael Hanks	73	1999-02
3.	Dylan Zarosky	68	2013-16
4.	Matt Hollaway	67	2000-03
5.	Matthew McCollough	63	2013-16, 18
6.	Ryan Thomas	59	1993-96
	J.D. Sellers	59	1995-97
8.	Joseph Kantz	58	2000-03
9.	Ross Kennell	55	2012-15
	Josh Martinez	55	2012-15
11.	Matt Harding	53	2013-16
12.	Trevor Enders	52	1994-96
13.	Stephen Nikonchik	51	2008-10
	Curtis Jones	51	2012-15
	Zach Carter	51	2015-18

**INNINGS PITCHED**

1.	Ryan Thomas	384.2	1993-96
2.	Michael Hanks	380.0	1999-02
3.	Matthew McCollough	330.2	2013-16
4.	Dalton Schafer	305.1	2010-12
5.	Trevor Enders	283.2	1994-96
6.	Curtis Jones	268.1	2012-15
7.	Joseph Kantz	250.2	2000-03
8.	Keith Brunson	236.0	2006-09
9.	Sean Salinas	232.1	1997-00
10.	Ryan Lower	228.1	2012-14
11.	Ross Kennell	226.0	2012-15
12.	Addison Russ	191.1	2016-17
13.	Matt LeLaurin	184.2	2001-03
14.	Matt Hollaway	182.2	2000-03
15.	Jason Curtis	181.0	1992-94

**STRIKEOUTS**


1.	Ryan Thomas	408	1993-96
2.	Michael Hanks	355	1999-02
3.	Trevor Enders	281	1994-96
4.	Matthew McCollough	247	2013-16, 18
5.	Joseph Kantz	229	2000-03
6.	Sean Salinas	213	1997-00
7.	Wes Smiley	167	2004-05
8.	Ryan Lower	163	2012-14
9.	Zach Carter	162	2015-18
10.	Keith Brunson	162	2006-09
11.	Aaron Garrison	151	2004-05
12.	Addison Russ	145	2016-17
13.	Dalton Schafer	144	2010-12
14.	Matt Hollaway	143	2000-03
15.	Galen Shea	142	1997-98



**PANFILLI**



**PICKETT**



**THOMAS**



**ZAROSKY**

## SINGLE-SEASON RECORDS - OFFENSIVE

### HITS

1.	Greg Gossett	98	2007
2.	Michael Crabtree	93	2006
3.	Paul Prestera	88	2010
4.	Andrew Taccolini	86	2008
5.	Danny Cataline	85	1999
	Russell Chandler	85	1999
	Ryan Majewski	85	2007
8.	Lance Casey	84	2005
	Chad Hebert	84	2007
10.	Archie Panfilli	83	2005
11.	Doug Golden	82	1999
	Tony Palazzolo	82	2002
	Curtis Jones	82	2014
14.	Justin Syfert	81	2001
15.	Matt Heck	80	2018

### RUNS SCORED

1.	Ramon Lopez	77	2006
2.	Chad Blessing	76	1996
3.	Danny Cataline	71	1999
4.	Lance Casey	70	2005
5.	Greg Gossett	68	2007
6.	Chris Hill	67	1999
7.	Mark Maxwell	65	2004
8.	Chad Holland	64	1996
	Russell Chandler	64	1999
10.	Justin Syfert	62	2000
11.	Scott Copes	61	1995
	Archie Panfilli	61	2004
	A.J. Fentanes	61	2006
	Michael Crabtree	61	2006
	Andrew Taccolini	61	2008

### DOUBLES

1.	Paul Prestera	24	2010
2.	Danny Cataline	22	1999
	Kipp Pridgeon	22	2004
4.	Chris Hill	21	1999
	Justin Syfert	21	2001
	Joey Gregory	21	2002
	Tony Palazzolo	21	2002
	Jake Gonzalez	21	2011
9.	Scott Copes	20	1995
	Lance Casey	20	2005
	Archie Panfilli	20	2005
	Robbie Buller	20	2010
13.	Chad Blessing	19	1996
	Jake Gonzalez	19	2012
15.	Danny Cataline	18	2001
	Joey Gregory	18	2003
	Spencer Halloran	18	2018

### TRIPLES

1.	Ryan Majewski	10	2007
2.	Russell Chandler	9	1999
	Jake Gonzalez	9	2012
4.	Mike Wilson	8	1996
	Greg Gossett	8	2007
6.	Keith Harrison	7	1994
	Kevin Scott	7	1996
	Reagan Buckley	7	1997
	Kevin Scott	7	1997
	T.J. Maldonado	7	2000
	T.J. Maldonado	7	2001
	Zeke Zikeli	7	2010
13.	A.J. Bass	6	1993
	Scott Copes	6	1994
	Chad Blessing	6	1996
	Chad Holland	6	1996
	Blaise Bellard	6	2000
	Kyle Smith	6	2003
	Michael Crabtree	6	2006
	Michael Crabtree	6	2007
	Luke Clements	6	2011
	CJ Jarvis	6	2013

### HOME RUNS

1.	Robbie Buller	16	2011
2.	Jeremy Green	15	2003
3.	Justin Syfert	14	2001
	Jason Pickett	14	2005
	Richard Orange	14	2008
6.	Brandon Curtis	13	1996
7.	Chris Hill	12	1999
	Tommy Crosby	12	2003
	Archie Panfilli	12	2004
10.	Kevin Scott	11	1996
	Brandon Curtis	11	1997
	Chris Hill	11	1998
	Chris Fadal	11	1999
14.	Danny Cataline	10	2001
	Kyle Smith	10	2003
	Kip Pridgeon	10	2004
	Andrew Taccolini	10	2006
	Andrew Taccolini	10	2008
	Robbie Buller	10	2010

### BASE ON BALLS

1.	Luke Clements	47	2011
2.	Sean Salinas	41	1996
	Ryan Majewski	41	2007
	Robbie Buller	41	2011
5.	A.J. Bass	40	1993
	T.J. Maldonado	40	2000
7.	Jordan McCoy	39	2013
8.	A.J. Bass	38	1991
	Eric Silva	38	1995
	Kevin Scott	38	1997
11.	Chad Blessing	37	1996
	Chris Hill	37	1999
	Paul Prestera	37	2010
14.	Danny Cataline	36	1999
	Steve Ahrens	36	2005

### STOLEN BASES

1.	Chad Blessing	50	1996
2.	Shawn Brown	46	1992
3.	Mark Maxwell	42	2004
4.	Jimmy Goodie	37	1995
5.	A.J. Bass	33	1993
6.	Greg Gossett	32	2007
7.	Scott Copes	26	1995
8.	Jimmy Goodie	25	1994
	Russell Chandler	25	1999
10.	Shawn Brown	24	1993
11.	Shawn Brown	22	1991
12.	Chad Holland	21	1996
13.	Spencer Halloran	20	2018
14.	Ramon Lopez	18	2005
	Zane Otten	18	2017

### RUNS BATTED IN

1.	Doug Golden	71	1999
2.	Russell Chandler	69	1999
	Joey Gregory	69	2002
4.	Michael Crabtree	65	2006
5.	Archie Panfilli	64	2005
6.	Tommy Crosby	63	2003
	Richard Orange	63	2008
	Jake Gonzalez	63	2012
9.	Stefan Breeding	62	1995
	Kevin Scott	62	1996
11.	Justin Syfert	60	2001
	Kipp Pridgeon	60	2004
13.	Brandon Curtis	59	1996
	Andrew Taccolini	59	2006
15.	Chris Hill	58	1999

### AT BATS


1.	Chad Hebert	262	2007
2.	Kolby Arnst	243	2012
3.	Spencer Halloran	244	2018
4.	Greg Gossett	242	2007
5.	Ryan Majewski	238	2007
	Jake Gonzalez	238	2012
7.	Collin Hetzler	236	2011
8.	Zeke Zikeli	230	2010
	Kolby Arnst	230	2011
	Matt Heck	230	2018
11.	Paul Prestera	229	2010
12.	Lance Casey	228	2005
	Ramon Lopez	228	2006
	Robbie Buller	228	2011
	Zach Nehrir	228	2015

### BATTING AVERAGE (Min. 100 AB)

1.	Archie Panfilli	83/180	.461	2005
2.	Andrew Taccolini	86/187	.460	2008
3.	Michael Crabtree	93/213	.437	2006
4.	Tony Palazzolo	82/189	.434	2002
5.	Doug Golden	81/191	.429	1999
6.	Robert Neagli	76/178	.427	2004
7.	Joey Gregory	74/176	.420	2002
8.	Archie Panfilli	67/160	.419	2004
9.	Jeremy Green	69/170	.406	2002
10.	Greg Gossett	98/242	.405	2007
11.	Joey Gregory	75/187	.401	2003
12.	Mike Wilson	40/100	.400	1996
	Blaise Bellard	48/120	.400	2000
14.	Danny Cataline	85/213	.399	1999
	Robert Neagli	57/143	.399	2005

### GAMES PLAYED

1.	Michael Crabtree	64	2007
	Ryan Majewski	64	2007
3.	Greg Gossett	63	2007
	Chad Hebert	63	2007
5.	Robbie Buller	62	2011
6.	Collin Hetzler	61	2011
	Kolby Arnst	61	2012
	Jake Gonzalez	61	2012
	Josh Foust	61	2012
10.	Danny Cataline	60	1999
	Russell Chandler	60	1999
	Chris Hill	60	1999
	Kolby Arnst	60	2011
	Beau Warren	60	2011
15.	Kory Johns	59	2007
	Luke Clements	59	2013
	Curtis Jones	59	2013
	Jordan McCoy	59	2013
	Tyler Depreta-Johnson	59	2018
	Spencer Halloran	59	2018



**BULLER**

## SINGLE-SEASON RECORDS - PITCHING

### APPEARANCES

1.	Stephen Nikonchik	28	2010
2.	Michael Schulle	25	2012
	JT Newton	25	2018
4.	Danny Henry	24	2005
	Stephen Nikonchik	24	2011
6.	Michael Hanks	23	1999
	Keith Brunson	23	2007
	JT Newton	23	2017
	Weston Smart	23	2018
10.	J.D. Sellers	22	1996
	Pete Willetts	22	1999
	Clay Folloder	22	2005
	Tyler McCarty	22	2010
	Dylan Zarosky	22	2016
15.	Trevor Enders	21	1996
	Keith Brunson	21	2008

### INNINGS PITCHED

1.	Michael Hanks	128.0	1999
2.	Trevor Enders	125.1	1996
3.	Ryan Thomas	121.2	1995
4.	Dalton Schafer	115.2	2012
5.	Jay Prigmore	115.1	2007
6.	Ryan Thomas	112.0	1995
7.	Zach Carter	109.1	2018
8.	Matthew McCollough	108.1	2018
9.	Matthew McCollough	106.2	2015
10.	Trevor Enders	105.2	1995
11.	Matthew Headley	104.0	2007
12.	Matt Harbin	102.0	1999
13.	Billy Miskell	100.0	2004
14.	Dalton Schafer	99.2	2010
15.	Addison Russ	99.1	2016

### STRIKEOUTS

1.	Ryan Thomas	165	1996
2.	Trevor Enders	132	1996
3.	Michael Hanks	122	1999
4.	Ryan Thomas	108	1995
5.	Joseph Kantz	106	2000
6.	Wes Smiley	105	2005
7.	Matthew McCollough	99	2018
8.	Trevor Enders	92	1995
	Sean Salinas	92	1999
10.	Aaron Garrison	90	2005
11.	Galen Shea	87	1998
12.	Michael Hanks	85	2001
13.	Jason Von Haefen	82	1997
14.	Ryan Thomas	80	1994
	Michael Hanks	80	2000
	Zach Carter	80	2018

### EARNED RUN AVERAGE (Min. 1 IP/team game)

1.	Ryan Thomas	1.13	1995
2.	Sean Salinas	1.28	2000
3.	Brad Koenig	1.93	2002
4.	Craig Ackerman	1.97	1994
5.	J.D. Sellers	1.99	1996
6.	Rodrigo Miralles	2.00	2002
7.	Kipp Pridgeon	2.14	2004
8.	Aaron Garrison	2.15	2005
	JT Newton	2.15	2017
10.	Jason Long	2.36	1995
11.	Clay Folloder	2.37	2005
12.	Scott Cruickshank	2.42	2005
13.	Keith Brunson	2.45	2008
14.	Trevor Enders	2.47	1995
15.	Russell Cannon	2.51	2003
	Keith Brunson	2.51	2007

### WINS

1.	Ryan Thomas	14	1996
2.	Ryan Thomas	13	1995
	Michael Hanks	13	1999
	Matt Harbin	13	1999
	Aaron Garrison	13	2005
6.	Trevor Enders	12	1996
	Matthew Headley	12	2007
8.	Joseph Kantz	11	2000
	Billy Miskell	11	2004
	Wes Smiley	11	2005
	Matt Weible	11	2007
12.	Trevor Enders	10	1995
13.	Jason Von Haefen	9	1997
	Matt LeLaurin	9	2003
	Chris Ford	9	2005
	Keith Brunson	9	2006
	Matthew McCollough	9	2018

### SHUTOUTS

1.	Ryan Thomas	5	1995
2.	Trevor Enders	4	1996
3.	Kipp Pridgeon	3	2004
4.	Tim Bone	2	1992
	Trevor Enders	2	1994
	Ryan Thomas	2	1994
	Trevor Enders	2	1995
	Chris Bass	2	1995
	Sean Salinas	2	1998
	Matt Harbin	2	1999
	Michael Hanks	2	2001
	Logan Cuellar	2	2002
	Rodrigo Miralles	2	2002
	Billy Miskell	2	2004
	Chris Ford	2	2005
	Ryan Lower	2	2013
	Christian Thames	2	2017

### COMPLETE GAMES

1.	Ryan Thomas	10	1995
	Trevor Enders	10	1996
	Ryan Thomas	10	1996
4.	Trevor Enders	9	1995
	Michael Hanks	9	1999
	Joseph Kantz	9	2000
7.	Sean Salinas	8	1999
8.	Ryan Thomas	7	1994
	Galen Shea	7	1998
	Matt Harbin	7	1999
11.	Jay Prigmore	6	2007
12.	Dalton Schafer	5	2012
	Matthew McCollough	5	2018
14.	Billy Miskell	4	2004
	Aaron Garrison	4	2004
	Keith Ferguson	4	2004
	Aaron Garrison	4	2005
	Michael Bryant	4	2006
	Matthew McCollough	4	2015

### SAVES

1.	Dylan Zarosky	10	2016
2.	Danny Henry	8	2005
3.	J.D. Sellers	7	1997
4.	J.D. Sellers	6	1995
	Keith Brunson	6	2008
	Dylan Zarosky	6	2014
	JT Newton	6	2017
8.	Jake Gonzalez	5	2012
	Jake Gonzalez	5	2013
	JT Newton	5	2018
11.	Keith Brunson	4	2007
	Kobie Hajdik	4	2011
	Kobie Hajdik	4	2013
14.	David Keefover	3	1992
	Edgar Huerta	3	1993
	Arthur Cruz	3	1994
	Joseph Kantz	3	2000
	Danny Henry	3	2004
	Clay Folloder	3	2005
	Scott Cruickshank	3	2006
	Tyler McCarty	3	2010
	Stephen Nikonchik	3	2010
	Kobie Hajdik	3	2012
	Chris Garza	3	2014
	Dylan Zarosky	3	2015



**SALINAS**



**MCCOLLOUGH**

## SINGLE-GAME/TEAM RECORDS

### TEAM SEASON

Victories	48	1995, 2005
Fewest Losses	7	2005
At Bats	2,121	2010
Runs	545	1999
Hits	678	2010
Batting Average	.361	1999
Doubles	139	1999
Triples	39	1996
Home Runs	67	1999
Total Bases	1,056	1999
Runs Batted In	501	1999
Base on Balls	328	1999
Stolen Bases	153	1996
Least Strikeouts Batted	210	1995
Innings Pitched	522	2018
Most Strikeouts Pitched	423	1996
Lowest ERA	2.43	1995

### TEAM GAME

At Bats	61 vs. Lubbock Christian, 2007
Runs	35 vs. Wiley, 2004
Hits	32 vs. Texas College, 2001
Doubles	12 vs. Texas College, 2001
Triples	5 at Concordia (3/6/10)
Home Runs	11 at College of the Southwest, 1997
Runs Batted In	34 vs. Wiley, 2004
Stolen Bases	12 vs. National Christian, 1996
	12 at Jarvis Christian, 1996
	12 at Concordia Lutheran, 1993
Strikeouts (pitched)	22 vs. LeTourneau, 1996

### INDIVIDUAL SEASON

At Bats	262	Chad Hebert, 2007
Runs	77	Ramon Lopez, 2006
Hits	98	Greg Gossett, 2007
Doubles	24	Paul Prestera, 2010
Triples	10	Ryan Majewski, 2007
Home Runs	16	Robbie Buller, 2011
Runs Batted In	71	Doug Golden, 1999
Total Bases	146	Justin Syfert, 2001
Stolen Bases	50	Chad Blessing, 1996
Batting Average	.461	Archie Panfilli, 2005
Base On Balls	47	Luke Clements, 2011
Strikeouts (pitched)	165	Ryan Thomas, 1996
Innings Pitched	128.0	Michael Hanks, 1999
Earned Run Average	1.13	Ryan Thomas, 1995

### INDIVIDUAL GAME

At Bats	Greg Gossett - 8 vs. Lubbock Christian, 2007
	Chad Hebert - 8 vs. Lubbock Christian, 2007
	Zeke Zikeli - 8 at New Mexico State, 2009
	Curtis Jones - 8 at Nicholls (3/15/14)
Runs	Robert Neagli - 6 vs. Wiley, 2004
Hits	Joey Gregory - 6 at Schreiner, 2002
	Robert Neagli - 6 vs. Wiley, 2004
	Archie Panfilli - 6 vs. Wiley, 2004
	Eight tied with 5
	Most recent: Spencer Halloran vs. Lamar (5/25/17)
Doubles	Jake Gonzalez - 4 at NJIT, 2013
	Kevin Scott - 3 vs. Wiley, 1996
	Chad Blessing - 3 at Huston-Tillotson, 1996
	Reagan Buckley - 3 at St. Edward's, 1997
	Danny Cataline - 3 at St. Mary's, 1999
	Justin Syfert - 3 vs. Jarvis Christian, 2001
	Archie Panfilli - 3 vs. Wiley, 2004
	Kipp Pridgeon - 3 vs. Wiley, 2004
	Archie Panfilli - 3 vs. College of the SW, 2004
	Kipp Pridgeon - 3 vs. College of the SW, 2004
	Lance Casey - 3 vs. Bacone, 2005
	Eric Schiro - 3 vs. Concordia-Texas, 2008
Triples	Russell Chandler - 3
	vs. Southwestern Adventist, 1999
Home Runs	Chris Fadal - 4
	at College of the Southwest, 1999
	39 tied with two
	Most Recent: Jonathan Ducoff vs. Stephen F. Austin (5/19/17)
Runs Batted In	Robert Neagli - 11
	vs. Wiley, 2004
	Joey Gregory - 10 at Schreiner, 2002
Total Bases	Chris Fadal - 16
	vs. College of the Southwest, 1999
Base On Balls	Greg Gossett - 5
	vs. Texas Southern, 2008
Stolen Bases	Tim Papa - 4
	vs. Wiley (3/25/05)
Strikeouts (Pitching)	Ryan Thomas - 22
	vs. LeTourneau, 1996
	Paul Bertrand - 17
	vs. National Christian (1995)
	Matt Miller - 15
	vs. Jarvis Christian (2/21/2004)
	Gary Schultz - 14
	at Jarvis Christian (4/20/2001)
	Wes Smiley - 13
	vs. Northwood (3/18/2005)
Innings Pitched	Trevor Enders - 11.0
	at Sam Houston State, 1995



**NEAGLI**




**MAJEWSKI**



**HANKS**



**CU. JONES**



**TACCOLINI**



**GONZALEZ**



**RICKEY WITT**  
1990-92  
29-119 (3 seasons)

**1990**

**Overall: 4-40**  
**Coach: Rickey Witt**

2/12	at Northwestern Louisiana	L	0-7
2/12	at Northwestern Louisiana	L	0-4
2/14	Mary Hardin-Baylor	L	1-11
2/14	Mary Hardin-Baylor	L	1-7
2/16	at Southwest Texas State	L	0-5
2/16	at Southwest Texas State	L	1-5
2/17	Texas Wesleyan	L	5-8
2/17	Texas Wesleyan	L	0-4
2/24	at Lamar	L	3-8
2/24	at Lamar	L	1-11
2/27	at Mary Hardin-Baylor	L	5-6
2/27	at Mary Hardin-Baylor	L	1-7
3/3	Texas Southern	L	0-11
3/3	Texas Southern	L	2-5
3/5	at Tarleton State	L	2-12
3/6	at Howard Payne	L	2-4
3/6	at Howard Payne	W	5-2
3/9	at Texas Wesleyan	L	0-9
3/9	at Texas Wesleyan	W	6-3
3/10	Chicago State	L	1-19
3/10	Lamar	L	1-9
3/12	at Texas Southern	W	6-4
3/14	Concordia (Wis.)	W	8-3
3/17	at Southwestern	L	2-12
3/17	at Southwestern	L	7-17
3/24	at Schreiner	L	6-9
3/24	at Schreiner	L	4-5
3/25	at Schreiner	L	6-14
4/3	at St. Mary's (Texas)	L	2-10
4/3	at St. Mary's (Texas)	L	4-5
4/4	at Texas Lutheran	L	0-10
4/4	at Texas Lutheran	L	1-11
4/13	at Dallas Baptist	L	0-11
4/13	at Dallas Baptist	L	0-7
4/14	at Dallas Baptist	L	1-7
4/14	at Dallas Baptist	L	0-18
4/20	Lubbock Christian	L	1-14
4/20	Lubbock Christian	L	0-13
4/21	Lubbock Christian	L	1-3
4/21	Lubbock Christian	L	1-9
4/24	at Sam Houston State	L	2-6
4/24	at Sam Houston State	L	2-5
4/25	Sam Houston State	L	4-8
4/25	Sam Houston State	L	7-11

**1991**

**Overall: 11-40**  
**Coach: Rickey Witt**

2/2	at Southwest Texas State	L	3-5
2/2	at Southwest Texas State	L	2-12
2/8	Texas Wesleyan	L	0-5
2/8	Texas Wesleyan	L	2-3
2/9	Southwest Texas State	L	8-12
2/9	Southwest Texas State	L	5-20
2/12	at Incarnate Word	L	2-4
2/12	at Incarnate Word	L	2-6
2/14	Northeast Louisiana	W	8-7
2/15	St. Mary's (Texas)	L	3-5
2/15	St. Mary's (Texas)	W	4-3
2/16	Westmont College	L	0-6
2/16	Westmont College	L	1-8
2/23	at Texas Lutheran	W	3-2
2/23	at Texas Lutheran	L	1-7

2/25	Texas Lutheran	L	3-12
2/25	Texas Lutheran	L	0-3
3/1	at Dallas Baptist	L	3-4
3/1	at Dallas Baptist	L	0-1
3/2	Missouri Baptist (at Dallas)	W	7-5
3/5	at Southwestern Louisiana	L	0-10
3/5	at Southwestern Louisiana	L	1-7
3/6	at Southwestern Louisiana	L	2-3
3/9	Sam Houston State	L	4-7
3/11	at St. Edward's	L	0-8
3/11	at St. Edward's	L	11-14
3/22	at Concordia (Texas)	L	8-11
3/22	at Concordia (Texas)	L	4-5
3/23	at Concordia (Texas)	L	5-15
3/25	at Lubbock Christian	L	0-9
3/25	at Lubbock Christian	L	5-15
3/26	at Lubbock Christian	L	2-12
3/26	at Lubbock Christian	L	9-16
3/29	at Schreiner	W	5-2
3/29	at Schreiner	L	5-8
3/30	at Schreiner	L	8-9
4/1	Incarnate Word	L	4-14
4/1	Incarnate Word	L	1-6
4/3	at Sam Houston State	L	3-6
4/5	at Northwood	L	0-11
4/5	at Northwood	L	5-8
4/6	at Northwood	L	0-6
4/12	Southwestern	L	1-11
4/13	Southwestern	W	6-4
4/15	at Mary Hardin-Baylor	W	11-4
4/15	at Mary Hardin-Baylor	W	5-3
4/20	Texas Wesleyan	L	2-5
4/20	Texas Wesleyan	W	7-1
4/27	Huston-Tillotson	L	9-11
4/27	Huston-Tillotson	W	9-0
4/28	Huston-Tillotson	W	5-4

**1992**

**Overall: 14-39**  
**Coach: Rickey Witt**

2/7	at Southwest Texas State	L	0-12
2/7	at Southwest Texas State	L	2-7
2/8	at Incarnate Word	L	2-3
2/8	at Incarnate Word	W	5-2
2/11	at Mary Hardin-Baylor	L	6-11
2/18	at Texas Lutheran	L	2-4
2/18	at Texas Lutheran	L	0-12
2/20	Lubbock Christian	W	5-4
2/20	Lubbock Christian	L	3-4
2/21	at Dallas Baptist	L	2-7
3/1	Southwest Texas State	L	0-2
3/1	Southwest Texas State	L	2-3
3/7	at East Texas Baptist	L	5-7
3/7	at East Texas Baptist	W	16-1
3/11	St. Edward's	W	4-2
3/11	St. Edward's	W	2-1
3/13	at Huston-Tillotson	W	16-3
3/14	at Huston-Tillotson	L	9-10
3/14	at Huston-Tillotson	L	3-11
3/17	Mary Hardin-Baylor	L	3-9
3/17	Mary Hardin-Baylor	L	5-10
3/18	at Rice	L	8-9
3/19	Concordia (Wis.)	W	12-0
3/19	Concordia (Wis.)	L	2-5
3/23	Concordia (Ore.)	W	7-5
3/23	Concordia (Ore.)	W	3-0
3/25	at Southwestern Louisiana	L	2-3
3/25	at Southwestern Louisiana	L	3-11
3/26	at Southwestern Louisiana	L	1-10
3/27	Concordia (Texas)	W	9-8
3/31	Concordia (Texas)	W	3-2
3/31	Concordia (Texas)	L	5-6
4/4	Schreiner	L	1-3
4/4	Schreiner	L	1-7
4/7	at Louisiana Tech	L	0-13
4/7	at Louisiana Tech	L	7-16
4/9	at McNeese State	L	5-12
4/9	at McNeese State	L	3-8

4/10	Northwood	L	14-20
4/11	Northwood	L	2-10
4/11	Northwood	L	7-11
4/14	Texas Lutheran	L	1-8
4/14	Texas Lutheran	L	5-12
4/15	Southwestern	W	7-3
4/16	Southwestern	W	14-0
4/17	at St. Mary's (Texas)	L	2-4
4/17	at St. Mary's (Texas)	L	4-12
4/18	at UT-San Antonio	W	10-9
4/18	at UT-San Antonio	L	1-5
4/22	at Sam Houston	L	1-5
4/22	at Sam Houston	L	1-3
4/23	at Sam Houston State (f)	L	0-1
4/23	at Sam Houston State (f)	L	0-1

(f) forfeit



**RUSTY PENDERGRASS**  
1993-97  
177-92 (5 seasons)

**1993**

**Overall: 23-23**  
**Coach: Rusty Pendergrass**

2/2	at Prairie View A&M	W	10-7
2/2	at Prairie View A&M	W	27-2
2/5	at McNeese State	L	7-12
2/5	at McNeese State	L	1-9
2/6	at McNeese State	L	3-4
2/9	at Texas Southern	W	4-2
2/9	at Texas Southern	L	3-4
2/13	at Texas Wesleyan	W	6-3
2/13	at Texas Wesleyan	L	5-8
2/17	at Houston	L	3-10
2/19	at UT-San Antonio	W	5-4
2/19	at UT-San Antonio	L	4-8
2/27	at St. Edward's	L	0-5
2/27	at St. Edward's	W	12-1
3/4	at LeTourneau	L	5-12
3/4	at LeTourneau	W	10-3
3/5	at Louisiana College	L	0-4
3/7	at Rice	L	2-19
3/13	Texas Southern	W	16-4
3/14	at Texas Lutheran	L	2-3
3/14	at Texas Lutheran	W	6-3
3/17	Concordia (Wis.)	W	10-0
3/17	Concordia (Wis.)	W	10-0
3/19	#Huston-Tillotson	W	12-9
3/20	#Huston-Tillotson	W	11-1
3/20	#Huston-Tillotson	W	13-0
3/23	Texas Southern	W	9-1
3/26	#East Texas Baptist	L	0-4
3/27	#East Texas Baptist	W	7-1
3/27	#East Texas Baptist	W	9-1
3/30	Texas Lutheran	L	3-4
3/30	Texas Lutheran	L	7-8
4/2	#at Concordia (Texas)	L	2-4
4/3	#at Concordia (Texas)	L	6-12
4/3	#at Concordia (Texas)	L	13-14
4/7	#at Schreiner	L	0-4
4/8	#at Schreiner	L	3-11
4/13	at Houston	L	1-5
4/16	#at Northwood	W	3-2
4/17	#at Northwood	L	1-8
4/17	#at Northwood	W	10-3
4/20	at Stephen F. Austin State	L	1-6
4/20	at Stephen F. Austin State	W	8-4
4/23	#at Southwestern	W	10-5
4/24	#Southwestern	W	3-0
4/24	#Southwestern	W	4-3

#NAIA District IV Independents (10-7, 4th)

# YEAR-BY-YEAR RESULTS

1994			
Overall: 39-16			
Coach: Rusty Pendergrass			
2/4	Prairie View A&M	W	11-1
2/4	Prairie View A&M	W	13-3
2/5	Texas Wesleyan	W	4-3
2/5	Texas Wesleyan	L	3-6
2/6	at McNeese State	L	3-4
2/6	at McNeese State	L	1-2
2/12	at St. Edward's	L	2-3
2/12	at St. Edward's	L	3-4
2/14	at Louisiana College	W	4-3
2/14	at Louisiana College	W	11-0
2/16	at Stephen F. Austin State	W	4-1
2/16	at Stephen F. Austin State	L	3-4
2/26	at Incarnate Word	W	4-3
2/26	at Incarnate Word	W	10-2
3/1	at Texas Southern	W	8-0
3/1	at Texas Southern	L	1-3
3/3	St. Scholastica	W	7-1
3/3	St. Scholastica	W	9-0
3/4	at Texas College	W	13-2
3/4	at Texas College	W	11-7
3/6	at Texas College (f)	W	1-0
3/6	at Texas College (f)	W	1-0
3/9	Chicago State	W	3-0
3/10	Chicago State	L	4-5
3/12	Incarnate Word	L	1-3
3/12	Incarnate Word	W	4-2
3/18	*at East Texas Baptist	L	5-6
3/18	*at East Texas Baptist	L	6-7
3/19	*at East Texas Baptist	W	21-10
3/22	Stephen F. Austin State	W	8-7
3/25	*Schreiner	W	8-3
3/26	*Schreiner	W	2-1
3/26	*Schreiner	W	7-2
3/29	at Prairie View A&M (f)	W	1-0
3/29	at Prairie View A&M	W	8-1
3/31	*Northwood	W	6-5
4/1	*Northwood	L	0-10
4/1	*Northwood	W	6-5
4/5	at Texas Southern	W	8-1
4/5	at Texas Southern	W	10-1
4/8	*Concordia (Texas)	W	12-2
4/9	*Concordia (Texas)	L	1-3
4/9	*Concordia (Texas)	W	8-6
4/12	at Baylor	W	10-6
4/16	National Christian	W	3-2
4/16	National Christian	W	1-0
4/19	Texas	L	5-6
4/22	*at Huston-Tillotson	W	11-1
4/23	*at Huston-Tillotson	W	8-0
4/23	*at Huston-Tillotson	W	10-0
5/4	+vs. Texas Lutheran	W	13-0
5/5	+vs. Mary Hardin-Baylor	W	10-8
5/6	+vs. East Texas Baptist	L	2-8
5/6	+vs. St. Mary's (Texas)	W	15-12
5/7	+vs. East Texas Baptist	L	4-7

(f) Forfeit

\*NAIA District IV Independents (11-4, 1st)

+NAIA District IV Playoffs (San Antonio, 2nd)

Final national ranking: 25th

1995			
Overall: 48-9			
Coach: Rusty Pendergrass			
2/4	at McNeese State	W	5-3
2/4	at McNeese State	L	1-5
2/5	at Loyola (La.)	W	18-8
2/5	at Loyola (La.)	W	6-5
2/8	at Concordia (Texas)	W	5-3 <sup>(11)</sup>
2/8	at Concordia (Texas)	W	10-0
2/14	at Incarnate Word	L	3-5
2/14	at Incarnate Word	L	3-5
3/1	Sam Houston State	W	2-0 <sup>(11)</sup>
3/4	Concordia (Texas)	W	6-3
3/4	Concordia (Texas)	W	4-1
3/5	Chicago State	W	12-2

3/6	vs. St. Francis (Ill.)	W	11-2
3/8	at Texas Southern	W	9-0
3/10	Jarvis Christian	W	19-0
3/10	Jarvis Christian	W	14-0
3/11	Jarvis Christian	W	10-0
3/11	Chicago State	W	10-2
3/17	*LSU-Shreveport	W	5-1
3/18	*LSU-Shreveport	W	4-0
3/18	*LSU-Shreveport	W	15-1
3/25	Texas A&M-Kingsville	W	6-4
3/25	Texas A&M-Kingsville	W	8-3
3/27	St. Edward's	W	6-2
3/27	St. Edward's	W	7-5
3/28	Incarnate Word	W	2-1
3/28	Incarnate Word	L	7-8
3/31	*East Texas Baptist	W	1-0
4/1	*East Texas Baptist	W	11-4
4/1	*East Texas Baptist	W	6-3
4/7	*Huston-Tillotson	W	9-0
4/8	*Huston-Tillotson	W	1-0 <sup>(10)</sup>
4/8	*Huston-Tillotson	W	11-3
4/11	Loyola-New Orleans	L	6-7
4/11	Loyola-New Orleans	L	6-2
4/12	Concordia-Texas	W	10-2
4/15	vs. Loyola (La.)	W	17-0
4/15	vs. Loyola (La.)	W	14-5
4/17	at Rice	L	2-11
4/18	Texas Southern	W	23-7
4/21	*at LeTourneau	W	10-0
4/23	*at LeTourneau	W	8-3
4/23	*at LeTourneau	W	4-3
4/28	*at Northwood	W	8-0
4/29	*at Northwood	W	13-3
4/29	*at Northwood	W	7-5
5/1	National Christian	W	8-1
5/1	National Christian	W	9-0
5/10	*LeTourneau	W	6-0
5/11	*East Texas Baptist	W	2-0
5/12	*East Texas Baptist	L	2-3
5/12	*East Texas Baptist	W	11-5
5/16	+Texas Wesleyan	W	6-3
5/17	+St. Mary's (Texas)	L	3-4
5/18	+Dallas Baptist	L	3-6

Overall record includes two forfeits by Texas College

\*Sectional game (15-0, 1st)

\*NAIA SW Regional Central Section Tournament (1st)

+NAIA SW Regional Tournament

Final National Ranking: 7th

1996			
Overall: 37-18			
Big State Conference: 15-0 (1st)			
Coach: Rusty Pendergrass			
2/6	Northwood	W	4-2
2/6	Northwood	L	10-12
2/9	at St. Edward's	L	6-7
2/10	at St. Edward's	W	13-2
2/10	at St. Edward's	L	7-10
2/12	National Christian	W	22-3
2/13	National Christian	W	16-7
2/13	National Christian	W	11-1
2/23	St. Mary's (Texas)	W	3-0
2/23	St. Mary's (Texas)	L	3-8
2/24	at Texas A&M-Kingsville	L	3-11
2/24	at Texas A&M-Kingsville	L	2-8
2/27	Houston	W	5-1
3/2	Mary Hardin-Baylor	L	4-5
3/3	Mary Hardin-Baylor	W	3-0
3/3	Mary Hardin-Baylor	W	11-6
3/6	at Sam Houston State	L	13-14
3/8	Concordia (Texas)	L	3-5
3/9	Concordia (Texas)	L	3-4
3/12	Incarnate Word	W	10-2
3/12	Incarnate Word	W	4-0
3/17	at Concordia (Texas)	W	5-1
3/17	at Concordia (Texas)	W	11-7
3/18	vs. Midland-Lutheran	W	14-3
3/22	*at East Texas Baptist	W	11-1

3/23	*at East Texas Baptist	W	4-2
3/23	*at East Texas Baptist	W	13-3
3/26	at Mary Hardin-Baylor	L	1-5
3/29	*at Huston-Tillotson	W	15-5
3/30	*at Huston-Tillotson	W	5-1
3/30	*at Huston-Tillotson	W	15-7
4/5	at Louisiana College	W	7-6
4/5	at Louisiana College	W	10-1
4/8	Concordia (Texas)	W	5-2
4/8	Concordia (Texas)	L	2-3
4/12	*LeTourneau	W	7-0
4/13	*LeTourneau	W	10-0
4/13	*LeTourneau	W	12-2
4/16	at Texas	L	0-5
4/19	*at Jarvis Christian	W	17-2
4/20	*at Jarvis Christian	W	7-2
4/20	*at Jarvis Christian	W	22-2
4/23	at Incarnate Word	L	5-12
4/23	at Incarnate Word	W	15-5
4/26	*Wiley	W	26-0
4/27	*Wiley	W	14-0
4/27	*Wiley	W	14-3
5/3	vs. Southern Arkansas	L	7-9
5/3	vs. Southern Arkansas	W	8-1
5/8	+Huston-Tillotson	W	8-1
5/9	+East Texas Baptist	W	10-2
5/10	+East Texas Baptist	L	3-6
5/10	+East Texas Baptist	W	13-6
5/14	*William Carey	L	4-5 <sup>(10)</sup>
5/15	*Dallas Baptist	L	5-6

\*Big State Conference (15-0, 1st)

+Big State Conference Tournament (Houston)

\*NAIA SW Regional Tournament

Final National Ranking: 14th

1997			
Overall: 30-26			
Coach: Rusty Pendergrass			
1/17	at Hawaii Pacific	W	11-6
1/18	at Hawaii Pacific	L	7-8
1/18	at Hawaii Pacific	L	5-9
2/3	Texas Lutheran	W	6-4
2/3	Texas Lutheran	W	3-2
2/8	at Mary Hardin-Baylor	W	9-5
2/8	at Mary Hardin-Baylor	W	6-5
2/11	at Texas Lutheran	L	1-4
2/11	at Texas Lutheran	L	4-6
2/14	Concordia (Texas)	W	5-4 <sup>(8)</sup>
2/14	Concordia (Texas)	L	1-4 <sup>(8)</sup>
2/15	at Concordia (Texas)	L	1-4
2/18	at St. Edward's	W	19-12 <sup>(8)</sup>
2/18	at St. Edward's	L	4-18
2/21	at Texas A&M-Kingsville	L	4-7
2/22	at Texas A&M-Kingsville	L	0-5
2/22	at Texas A&M-Kingsville	W	11-1
3/1	Texas A&M-Kingsville	W	10-6
3/1	Texas A&M-Kingsville	L	8-9 <sup>(8)</sup>
3/3	at Concordia (Texas)	L	6-9
3/4	at Incarnate Word	L	4-7
3/4	at Incarnate Word	W	8-2
3/5	Concordia (Texas)	W	6-3
3/7	Southern Arkansas	W	12-2
3/7	Southern Arkansas	L	2-7
3/8	Southern Arkansas	W	6-5
3/8	Southern Arkansas	W	2-1 <sup>(8)</sup>
3/15	National Christian	W	9-0
3/15	National Christian	W	16-0
3/19	at Sam Houston State	L	8-9
3/21	at St. Mary's (Texas)	L	2-12
3/22	at St. Mary's (Texas)	W	7-0
3/22	at St. Mary's (Texas)	W	4-2
3/26	Hastings (Neb.)	L	1-6
3/26	Hastings (Neb.)	W	3-0
3/28	Dallas Baptist	L	7-12
3/29	Dallas Baptist	L	2-8
3/29	Dallas Baptist	L	3-13
4/5	at Dallas Baptist	L	4-5
4/5	at Dallas Baptist	L	4-6

4/11	National Christian	W	18-1
4/12	National Christian	W	2-1
4/12	National Christian	W	6-4
4/15	St. Edward's	W	4-1
4/15	St. Edward's	L	3-7
4/18	at Northwood	W	19-6
4/19	at Northwood	L	1-6
4/19	vs. College of the Southwest	W	3-2
4/22	Incarnate Word	W	10-3
4/22	Incarnate Word	L	0-1
4/26	Gulf Coast Christian	W	2-0
4/26	Gulf Coast Christian	W	11-1
4/26	Gulf Coast Christian	W	12-2
4/29	*College of the Southwest	W	13-12 <sup>(11)</sup>
4/30	*Northwood	L	0-5
4/30	*Lyon	L	4-5

\*Independent Sectional Tournament



**BRIAN HUDDLESTON**  
1998-05  
306-145 (8 seasons)

**1998**  
Overall: 26-26  
Coach: Brian Huddleston

2/7	*Mary Hardin-Baylor	W	6-2
2/13	at Texas A&M-Kingsville	L	3-18
2/17	Texas Wesleyan	W	9-3
2/17	Texas Wesleyan	W	2-1
2/20	Texas Lutheran	W	10-9
2/20	Texas Lutheran	L	1-8
2/21	vs. East Texas Baptist	L	6-10
2/27	#at Valdosta State	L	3-7
2/28	#vs. St. Leo	L	6-11
3/1	#vs. Shippensburg	L	2-5
3/2	at Florida Southern	L	0-3
3/3	at Webber	W	13-3
3/6	St. Mary's (Texas)	L	2-4
3/7	St. Mary's (Texas)	L	1-7
3/7	St. Mary's (Texas)	L	2-12
3/9	at National Christian	L	8-9 <sup>(8)</sup>
3/9	at National Christian	L	4-7
3/16	at Sam Houston State	L	4-6
3/13	*LSU-Shreveport	W	9-8
3/13	*LSU-Shreveport	W	4-0
3/18	at Texas A&M	L	2-9
3/20	Texas A&M-Kingsville	L	3-4
3/20	Texas A&M-Kingsville	L	6-7 <sup>(9)</sup>
3/21	Texas A&M-Kingsville	L	0-2
3/21	Texas A&M-Kingsville	W	7-0
3/24	*Huston-Tillotson	W	14-4
3/24	*Huston-Tillotson	W	9-2
3/27	*Dallas Baptist	W	9-8
3/28	*Dallas Baptist	W	8-7 <sup>(8)</sup>
3/28	*Dallas Baptist	L	0-8
3/31	at Mary Hardin-Baylor	L	5-15
4/1	at UT-Arlington	W	10-5
4/3	National Christian	W	15-2
4/4	National Christian	W	3-2
4/4	National Christian	W	13-1
4/7	Incarnate Word	W	3-0
4/9	Incarnate Word	L	2-8
4/9	#at Dallas Baptist	W	9-4
4/10	#vs. Oklahoma City	L	1-11
4/11	#vs. Lubbock Christian	L	7-9
4/21	St. Edward's	W	12-6
4/14	at Incarnate Word	W	10-6 <sup>(9)</sup>
4/14	at Incarnate Word	L	6-16
4/21	St. Edward's	W	3-2
4/21	St. Edward's	W	4-3 <sup>(9)</sup>
4/24	*Northwood	L	5-11

4/25	*Northwood	W	4-2
4/25	*Northwood	W	8-3
4/29	+vs. LSU-Shreveport	L	2-15
4/30	+vs. Huston-Tillotson	W	11-4
5/1	+at Mary Hardin-Baylor	W	6-2
5/1	+vs. LSU-Shreveport	L	14-15
*SW Sectional Game			
*Tommy Nijem Diamonds & Gold Classic (Valdosta, Ga.)			
*Dallas Baptist Classic (Dallas)			
+SW Sectional Tournament (Belton)			

**1999**  
Overall: 40-19  
Red River Athletic Conference: 15-0 (1st)  
Coach: Brian Huddleston

2/2	at St. Edward's	W	11-10
2/2	at St. Edward's	L	1-2
2/6	Lamar	L	3-9
2/6	Lamar	L	2-4
2/9	at Incarnate Word	W	10-4
2/9	at Incarnate Word	W	8-6
2/12	at Texas Wesleyan	W	14-1
2/13	at Texas Wesleyan	W	2-1 <sup>(8)</sup>
2/13	at Texas Wesleyan	W	13-2
2/19	Wayland Baptist	W	1-0
2/19	Wayland Baptist	L	0-2
2/20	Wayland Baptist	W	9-3
3/1	*at Southwestern Adventist	W	13-3
3/2	*at Southwestern Adventist	W	17-1
3/2	*at Southwestern Adventist	W	33-0
3/5	at St. Mary's (Texas)	L	9-10
3/6	at St. Mary's (Texas)	L	8-12
3/6	at St. Mary's (Texas)	L	8-15
3/9	St. Edward's	W	9-5
3/9	St. Edward's	W	15-6
3/12	*at Coll. of the Southwest	W	29-3
3/13	*at Coll. of the Southwest	W	15-11
3/13	*at Coll. of the Southwest	W	16-4
3/16	at Southern Arkansas	L	4-7
3/16	at Southern Arkansas	L	7-8
3/19	vs. Texas A&M-Kingsville	W	2-1
3/20	vs. Texas A&M-Kingsville	W	4-3
3/20	at Dallas Baptist	L	0-8
3/23	at Sam Houston State	L	6-7
3/27	College of the Southwest	W	8-7
3/27	College of the Southwest	W	8-3
3/27	College of the Southwest	W	4-0
4/2	at Northwood	W	4-3
4/2	at Northwood	T	3-3 <sup>(8)</sup>
4/3	at Northwood	L	4-8
4/6	at Lamar	W	2-1
4/6	at Lamar	L	0-3
4/9	*at Huston-Tillotson	W	22-12
4/10	*at Huston-Tillotson	W	14-5
4/10	*at Huston-Tillotson	W	15-4
4/13	Incarnate Word	L	4-9
4/13	Incarnate Word	W	11-9
4/17	Texas Lutheran	L	0-5
4/17	Texas Lutheran	L	2-8
4/23	*Huston-Tillotson	W	19-2
4/24	*Huston-Tillotson	W	5-3
4/24	*Huston-Tillotson	W	11-8
4/27	at Texas Lutheran	L	2-7
4/27	at Texas Lutheran	W	7-6
4/28	*Southwestern Adventist	W	19-0
4/28	*Southwestern Adventist	W	12-1
4/29	*Southwestern Adventist	W	13-1
5/5	+vs. Northwestern Okla. State	W	21-3
5/6	+vs. College of the Southwest	W	17-11
5/7	+vs. Northwood	W	16-12
5/8	+vs. Northwood	W	10-8
5/12	#vs. Texas Lutheran	L	1-9
5/13	#vs. Mobile	W	14-8
5/14	#vs. Oklahoma Baptist	W	3-0
5/15	#vs. Dallas Baptist	L	5-11
*Red River Athletic Conference			
+RRAC Tournament (Cedar Hill, 1st)			
#SW Regional Tournament (Lubbock)			

<b>2000</b>			
Overall: 43-16			
Red River Athletic Conference: 12-3 (1st)			
Coach: Brian Huddleston			
2/2	at Lamar	L	4-6
2/2	at Lamar	L	2-3
2/4	Louisiana College	W	9-3
2/4	Louisiana College	W	10-0
2/8	Schreiner	W	8-7
2/8	Schreiner	W	6-0
2/15	Lamar	W	7-4
2/15	Lamar	W	12-3
2/19	Southern Arkansas	W	4-3
2/19	Southern Arkansas	L	0-7
2/28	at Texas A&M-Kingsville	W	3-1
2/29	at Texas A&M-Kingsville	W	5-1
2/29	at Texas A&M-Kingsville	W	5-1
3/3	at St. Mary's (Texas)	W	5-4
3/4	at St. Mary's (Texas)	L	1-3
3/4	at St. Mary's (Texas)	W	12-3
3/7	St. Edward's	W	16-14
3/7	St. Edward's	W	6-5 <sup>(8)</sup>
3/10	Texas A&M-Kingsville	W	12-8
3/11	Texas A&M-Kingsville	L	1-4
3/11	Texas A&M-Kingsville	W	4-2
3/17	at Rice	L	1-2
3/18	at Rice	L	6-16
3/21	at Incarnate Word	W	8-2
3/21	at Incarnate Word	W	17-15
3/24	* Northwood	W	9-6
3/25	* Northwood	W	5-4
3/25	* Northwood	W	5-3
3/28	at Texas Lutheran	W	4-1
3/28	at Texas Lutheran	L	0-7
3/31	* Jarvis Christian	W	10-0
3/31	* Jarvis Christian	W	12-2
4/1	* Jarvis Christian	W	16-1
4/4	at St. Edward's	W	12-3
4/4	at St. Edward's	W	7-1
4/7	* at Huston-Tillotson	W	15-0
4/8	* at Huston-Tillotson	W	3-2
4/8	*at Huston-Tillotson	L	6-7
4/11	Texas Lutheran	W	3-2
4/11	Texas Lutheran	W	2-1
4/14	* Wiley	W	18-5
4/15	* Wiley	W	16-1
4/15	* Wiley	W	15-0
4/18	Incarnate Word	L	8-10
4/18	Incarnate Word	W	7-6
4/19	at Sam Houston State	W	15-7
4/21	*at LSU-Shreveport	L	3-5
4/22	*at LSU-Shreveport	W	7-1
4/22	*at LSU-Shreveport	L	8-12
4/25	at Dallas Baptist	W	8-1
4/25	at Dallas Baptist	L	3-5
5/3	+Huston-Tillotson	L	0-1
5/4	+NW Oklahoma State	W	13-7
5/5	+Northwood	W	12-4
5/6	+LSU-Shreveport	W	7-3
5/7	+Science & Arts of Okla.	W	17-5
5/10	#Texas Lutheran	L	1-5
5/11	#Lubbock Christian	W	22-11
5/12	#Dallas Baptist	L	5-10

\*Red River Athletic Conference  
+RRAC Tournament (Houston; 1st)  
\*NAIA Region VI Tournament (Houston)  
Final National Ranking: 14th

# YEAR-BY-YEAR RESULTS

## 2001

### Overall: 34-23

#### Red River Athletic Conference: 9-0 (1st)

##### Coach: Brian Huddleston

2/3	at Concordia (Texas)	W	10-5
2/3	at Concordia (Texas)	W	1-0
2/6	Incarnate Word	W	16-8
2/8	at Southern Arkansas	L	0-10
2/8	at Southern Arkansas	W	9-6 <sup>(8)</sup>
2/14	at Lamar	L	2-5
2/14	at Lamar	L	1-11
2/23	at Texas A&M-Kingsville	L	1-6
2/24	at Texas A&M-Kingsville	W	6-2
2/24	at Texas A&M-Kingsville	L	9-10
2/27	at St. Mary's (Texas)	L	1-12
2/27	at St. Mary's (Texas)	L	0-4
3/2	vs. Bellevue (f)	W	1-0
3/2	at Oklahoma City	L	0-10
3/3	at Oklahoma City	L	0-7
3/6	vs. South Dakota	W	6-0
3/6	at St. Edward's	L	11-12 <sup>(8)</sup>
3/9	at Louisiana-Lafayette	L	1-17
3/10	at Louisiana-Lafayette	L	1-4
3/10	at Louisiana-Lafayette	L	2-12
3/16	at Southern Nazarene	L	1-3
3/16	at Oklahoma City	L	4-6
3/17	at Oklahoma City	L	0-1
3/17	at Oklahoma City	L	1-5
3/21	at Lamar	W	6-5
3/21	at Lamar	L	1-3
3/23	Texas A&M-Kingsville	W	5-4
3/24	Texas A&M-Kingsville	W	6-1
3/24	Texas A&M-Kingsville	W	2-1
4/2	Concordia (Texas)	W	13-2
4/2	Concordia (Texas)	W	10-6
4/3	St. Edward's	W	8-6
4/3	St. Edward's	W	8-3
4/6	Texas College	W	17-0
4/6	Texas College	W	28-1
4/7	Texas College	W	6-1
4/10	at Incarnate Word	W	10-6
4/10	at Incarnate Word	W	8-5
4/13	*at Wiley	W	14-2
4/13	*at Wiley	W	19-1
4/14	*at Wiley	W	16-1
4/17	at UT-Pan American	L	1-3
4/17	at UT-Pan American	W	3-0
4/20	*at Jarvis Christian	W	11-1
4/20	*at Jarvis Christian	W	9-1
4/21	*at Jarvis Christian	W	18-1
4/24	at Sam Houston State	L	5-6
4/27	*Huston-Tillotson	W	11-1
4/28	*Huston-Tillotson	W	11-1
4/28	*Huston-Tillotson	W	10-0
5/2	+vs. College of the Southwest	W	19-6
5/3	+vs. Northwood	W	10-4
5/5	+at NW Okla. State	W	6-5 <sup>(10)</sup>
5/6	+at NW Okla. State	W	2-0
5/9	#vs. Oklahoma Baptist	W	5-3
5/10	#at Dallas Baptist	L	7-20
5/11	#vs. Oklahoma City	L	5-8

(f) Forfeit due to ineligible player

\*Red River Athletic Conference

+RRAC Tournament (Alva, Okla.; 1st)

\*NAIA Region VI Tournament (Dallas)

## 2002

### Overall: 40-17

#### Red River Athletic Conference: 12-0 (1st)

##### Coach: Brian Huddleston

2/2	at Concordia-Texas	L	1-2
2/2	at Concordia-Texas	W	7-6 <sup>(8)</sup>
2/9	Southern Arkansas	W	6-1
2/9	Southern Arkansas	W	8-7
2/13	St. Edward's	W	7-3
2/13	St. Edward's	W	3-1
2/15	*at Northwood	W	4-2
2/16	*at Northwood	W	6-5

2/17	*at Northwood	W	4-2
2/22	at Texas A&M-Kingsville	L	3-5
2/23	at Texas A&M-Kingsville	W	2-1
2/23	at Texas A&M-Kingsville	W	7-3
2/27	Concordia (Texas)	W	2-1
2/27	Concordia (Texas)	L	1-4
3/2	Dallas Baptist	W	3-0
3/2	Dallas Baptist	L	0-3
3/5	at St. Edward's	W	8-7
3/5	at St. Edward's	L	4-7
3/11	at Schreiner	W	27-3
3/11	at Schreiner	W	15-2
3/12	at Schreiner	W	16-1
3/14	^Oklahoma City	W	5-4
3/15	^Lubbock Christian	W	7-1
3/16	^Lubbock Christian	L	5-7
3/16	^Oklahoma City	L	1-10
3/19	Incarnate Word	W	10-4
3/19	Incarnate Word	L	4-6
3/22	Texas A&M-Kingsville	W	12-2
3/23	Texas A&M-Kingsville	W	10-5
3/23	Texas A&M-Kingsville	W	9-8
3/29	at UT-Pan American	W	10-2
3/29	at UT-Pan American	L	3-7
4/5	*Wiley	W	29-0
4/5	*Wiley	W	7-2
4/6	*Wiley	W	32-5
4/9	at Incarnate Word	L	2-5
4/9	at Incarnate Word	W	3-1
4/11	Texas Southern	L	3-10
4/12	at UT-Pan American	L	1-8
4/13	at UT-Pan American	L	0-3
4/13	at UT-Pan American	W	4-2
4/19	*Jarvis Christian	W	10-0
4/20	*Jarvis Christian	W	13-0
4/20	*Jarvis Christian	W	20-0
4/23	at Sam Houston State	L	8-12
4/26	*at Huston-Tillotson	W	10-1
4/27	*at Huston-Tillotson	W	8-1
4/27	*at Huston-Tillotson	W	13-10
5/1	+Wiley	W	19-0
5/2	+Bacone	W	12-0
5/3	+College of the Southwest	W	2-0
5/4	+College of the Southwest	L	6-8
5/4	+College of the Southwest	W	11-6
5/8	#vs. Oklahoma Baptist	W	18-10
5/9	#vs. NW Oklahoma State	W	7-2
5/10	#vs. Oklahoma City	L	1-3
5/11	#at Dallas Baptist	L	7-11

\*Red River Athletic Conference

^HBU Classic (Husky Field)

+RRAC Tournament (Husky Field; 1st)

\*NAIA Region VI Tournament (Dallas)

Final National Ranking: 13th

## 2003

### Overall: 33-20

#### Red River Athletic Conference: 16-10-1 (2nd)

##### Coach: Brian Huddleston

2/4	Incarnate Word	W	5-1
2/4	Incarnate Word	L	2-3 <sup>(9)</sup>
2/5	*Paul Quinn	L	3-5
2/5	*Paul Quinn	W	16-0
2/11	Texas A&M-Kingsville	L	4-7
2/11	Texas A&M-Kingsville	W	6-2
2/14	*Texas College	W	9-8 <sup>(8)</sup>
2/14	*Texas College	W	2-0
2/20	at Oklahoma Baptist	L	5-13
2/20	at Oklahoma Baptist	L	7-10
2/21	Bellevue	W	12-5
2/22	at Oklahoma City	L	0-7
2/22	at Oklahoma City	W	8-3
2/28	at Sam Houston State	W	8-7 <sup>(11)</sup>
3/1	at Sam Houston State	L	0-4
3/1	at Sam Houston State	W	9-7
3/7	*Bacone	W	10-3
3/7	*Bacone	L	2-5
3/8	*Bacone	L	6-9

3/11	at Texas A&M-Kingsville	L	3-4
3/11	at Texas A&M-Kingsville	L	5-13
3/14	*at Wiley	W	15-0
3/14	*at Wiley	W	21-0
3/15	*at Wiley	T	5-5
3/17	*at Jarvis Christian	W	5-4
3/17	*at Jarvis Christian	W	17-0
3/25	LSU-Shreveport	L	3-8
3/25	LSU-Shreveport	W	2-1
3/28	*at SW Assemblies	W	10-0
3/29	*at SW Assemblies	W	15-2
3/29	*at SW Assemblies	W	23-8
4/1	Prairie View A&M	W	13-4
4/4	*Northwood	L	4-11
4/5	*Northwood	W	11-4
4/5	*Northwood	L	3-9
4/8	Schreiner	W	14-4
4/8	Schreiner	W	13-5
4/11	*at Coll. of the Southwest	L	3-7
4/11	*at Coll. of the Southwest	L	5-8
4/12	*at Coll. of the Southwest	W	10-9
4/15	at Incarnate Word	L	10-11
4/15	at Incarnate Word	W	12-10
4/18	*at Texas Wesleyan	L	5-9
4/19	*at Texas Wesleyan	L	4-5
4/19	*at Texas Wesleyan	W	4-3 <sup>(8)</sup>
4/21	Texas College	W	2-1
4/25	*Huston-Tillotson	W	3-0
4/26	*Huston-Tillotson	W	14-2
4/26	*Huston-Tillotson	L	9-13
4/30	+at Texas Wesleyan	W	10-4
5/1	+vs. Bacone	W	7-5
5/2	+vs. Northwood	L	3-6
5/2	+vs. Bacone	L	6-7

\*Red River Athletic Conference

+RRAC Tournament (Fort Worth)

## 2004

### Overall: 41-15

#### Red River Athletic Conference: 13-1 (1st)

##### Coach: Brian Huddleston

2/6	*at Huston-Tillotson	W	14-0
2/7	*at Huston-Tillotson	W	3-1
2/7	*at Huston-Tillotson	W	16-2
2/17	at Incarnate Word	L	2-4
2/17	at Incarnate Word	W	6-5
2/18	at Concordia (Texas)	W	6-2
2/18	at Concordia (Texas)	W	6-2
2/20	*Jarvis Christian	W	11-1
2/21	*Jarvis Christian	W	10-0
2/21	*Jarvis Christian	W	14-0
2/27	*at Texas College	W	15-0
2/27	*at Texas College	W	21-2
2/28	*at Texas College	W	21-4
3/5	at Lubbock Christian	L	0-7
3/5	at Lubbock Christian	W	6-3
3/6	at Lubbock Christian	L	5-8
3/6	at Lubbock Christian	L	4-6
3/11	Oklahoma City	W	5-2
3/12	Oklahoma City	L	3-8
3/12	Oklahoma City	L	0-4
3/13	Oklahoma City	L	2-3 <sup>(10)</sup>
3/19	*at Bacone	W	5-3
3/20	*at Bacone	W	4-1
3/20	*at Bacone	L	6-7 <sup>(11)</sup>
3/23	at Texas A&M-Kingsville	W	15-12
3/23	at Texas A&M-Kingsville	W	5-0
3/26	*Wiley	W	35-1
3/27	*Wiley	W	33-2
3/30	Texas A&M-Kingsville	W	12-4
3/30	Texas A&M-Kingsville	W	6-2
4/2	Southwestern Assemblies	W	11-0
4/3	Southwestern Assemblies	W	10-0
4/3	Southwestern Assemblies	W	10-0
4/5	at Southern Arkansas	L	4-5
4/5	at Southern Arkansas	L	5-9
4/6	at Northwestern State	L	7-8 <sup>(10)</sup>
4/9	Northwood	W	16-0

4/10	Northwood	L	3-5
4/10	Northwood	W	3-0
4/16	at Northwood	W	13-3
4/17	at Northwood	W	4-3
4/17	at Northwood	W	5-3
4/20	Texas Southern	W	14-7
4/23	College of the Southwest	W	14-13
4/23	College of the Southwest	W	8-2
4/27	Incarnate Word	W	4-0
4/27	Incarnate Word	L	2-3
5/5	+vs. Texas College	W	15-0
5/6	+at Northwood	W	10-3
5/7	+vs. Bacone	W	16-4
5/8	+vs. Bacone	W	15-7
5/12	*vs. Wayland Baptist	L	2-6
5/13	*vs. Lubbock Christian	W	9-2
5/14	*vs. Wayland Baptist	W	5-0
5/15	*vs. Oklahoma Baptist	W	6-3
5/16	*at Oklahoma City	L	2-19

\*Red River Athletic Conference  
+RRAC Tournament (Cedar Hill, Texas)  
\*Region VI Tournament (Oklahoma City, Okla.)  
Final National Ranking: 9th

**2005**

**Overall: 48-7**

**Red River Athletic Conference: 14-0 (1st)**  
**Coach: Brian Huddleston**

2/4	at Concordia (Texas)	L	2-3
2/5	at Concordia (Texas)	W	5-2
2/58	at Concordia (Texas)	W	8-3
2/8	Texas Southern	W	6-2
2/11	at Prairie View A&M	W	10-2
2/15	Concordia (Texas)	W	5-4
2/15	Concordia (Texas)	W	13-3
2/18	Lubbock Christian	W	7-5
2/18	Lubbock Christian	L	3-6
2/19	Lubbock Christian	W	7-2
2/19	Lubbock Christian	W	5-3 <sup>(9)</sup>
2/25	at Northwood	W	4-2
2/26	at Northwood	W	11-8
2/28	at Oklahoma Baptist	W	4-2
3/1	at Southern Nazarene	W	13-0
3/3	at Oklahoma City	W	7-3
3/4	at Oklahoma City	W	11-5 <sup>(11)</sup>
3/4	at Oklahoma City	L	0-6
3/5	Benedictine	W	7-4
3/15	Prairie View A&M	L	1-7
3/18	Northwood	W	2-1
3/18	Northwood	W	14-0
3/19	Northwood	W	10-0
3/19	Northwood	L	6-7
3/25	*at Wiley	W	9-1
3/25	*at Wiley	W	11-1
3/30	Southern Arkansas	W	10-9
3/30	Southern Arkansas	W	12-2
4/1	*Texas College	W	12-0
4/2	*Texas College	W	11-5
4/2	*Texas College	W	14-4
4/8	*Huston-Tillotson	W	9-5
4/9	*Huston-Tillotson	W	8-5
4/9	*Huston-Tillotson	W	16-5
4/12	at Texas Southern	W	13-2
4/12	at Texas Southern	W	2-0
4/15	*at Jarvis Christian	W	12-2
4/15	*at Jarvis Christian	W	17-1
4/16	*at Jarvis Christian	W	22-2
4/19	at LSU-Shreveport	W	3-1
4/19	at LSU-Shreveport	W	10-8
4/22	*Bacone	W	10-0
4/23	*Bacone	W	6-0
4/23	*Bacone	W	7-5
4/29	at Texas Wesleyan	W	16-2
4/29	at Texas Wesleyan	W	13-4
4/30	vs. Texas Wesleyan	W	9-5
5/5	+vs. Huston-Tillotson	W	13-6
5/6	+vs. Coll. of the Southwest	W	13-0
5/7	+vs. Bacone	W	15-2

5/8	+vs. Northwood	W	20-2
5/11	*vs. Wayland Baptist	W	6-1
5/12	*vs. Oklahoma Baptist	W	6-1
5/13	*at Oklahoma City	L	3-12
5/13	*vs. Lubbock Christian	L	11-12

\*Red River Athletic Conference  
+RRAC Tournament (Cedar Hill, Texas)  
\*Region VI Tournament (Oklahoma City, Okla.)  
Final National Ranking: 11th



**JARED MOON**  
**2006-present**  
**363-367-2 (13 seasons)**

**2006**

**Overall: 40-16-1**

**Red River Athletic Conference: 14-1 (1st)**  
**Coach: Jared Moon**

2/3	at Concordia (Texas)	W	12-6
2/3	at Concordia (Texas)	W	9-5
2/4	at Concordia (Texas)	W	18-5
2/4	at Concordia (Texas)	W	9-5
2/10	Concordia (Texas)	W	11-7
2/11	Concordia (Texas)	W	13-1
2/11	Concordia- (Texas)	W	3-2
2/14	at Northwood	W	11-5
2/14	at Northwood	W	3-2 <sup>(8)</sup>
2/26	at UT-Permian Basin	W	7-2
2/26	at UT-Permian Basin	T	8-8
2/27	at College of the Southwest	W	4-1
2/27	at College of the Southwest	W	7-6
2/28	at College of the Southwest	L	3-6
2/28	at College of the Southwest	L	5-6
3/2	at Lubbock Christian	W	9-7
3/3	at Lubbock Christian	L	2-3 <sup>(8)</sup>
3/3	at Lubbock Christian	L	2-6
3/4	at Lubbock Christian	L	3-6
3/7	at Texas Southern	W	6-3
3/10	Northwood	W	12-6
3/10	Northwood	W	11-5
3/11	Northwood	W	13-12 <sup>(9)</sup>
3/11	Northwood	W	16-10
3/16	Oklahoma City	W	6-5 <sup>(9)</sup>
3/17	Oklahoma City	L	4-15
3/17	Oklahoma City	L	1-6
3/18	Oklahoma City	L	3-14
3/21	LSU-Shreveport	L	0-7
3/21	LSU-Shreveport	L	2-4
3/24	*Wiley	W	5-4
3/24	*Wiley	W	7-5
3/25	*Wiley	W	13-2
3/28	at Southern Arkansas	L	0-3
3/28	at Southern Arkansas	L	3-5
3/31	*at Texas College	W	19-6
4/1	*at Texas College	W	25-2
4/1	*at Texas College	W	15-5
4/4	at Prairie View A&M	W	11-9
4/7	*at Huston-Tillotson	L	1-2
4/8	*at Huston-Tillotson	W	5-4
4/8	*at Huston-Tillotson	W	10-6
4/10	Texas Southern	W	13-8
4/12	Prairie View A&M	L	5-10
4/14	*Jarvis Christian	W	14-4
4/14	*Jarvis Christian	W	11-0
4/15	*Jarvis Christian	W	30-5
4/21	*at Bacone	W	14-12
4/22	*at Bacone	W	8-0
4/22	*at Bacone	W	7-5 <sup>(9)</sup>
5/3	+College of the Southwest	W	9-2
5/4	+Huston-Tillotson	W	8-6
5/5	+Texas Wesleyan	W	10-3

5/6	+Texas Wesleyan	W	10-5
5/10	*at Wayland Baptist	W	9-6
5/11	*vs. Lubbock Christian	L	4-6
5/12	*at Wayland Baptist	L	2-16

\* Red River Athletic Conference  
+RRAC Tournament (Husky Field)  
\*Region VI Tournament (Plainview, Texas)  
Final National Ranking: 16th

**2007**

**Overall: 44-20**

**Red River Athletic Conference: 12-3 (1st)**  
**Coach: Jared Moon**

2/2	at Concordia (Texas)	W	5-2
2/3	at Concordia (Texas)	W	7-3
2/3	at Concordia (Texas)	W	9-3
2/9	Concordia (Texas)	W	10-0
2/10	Concordia (Texas)	W	3-2 <sup>(10)</sup>
2/10	Concordia (Texas)	W	3-1
2/13	Northwood	W	3-0
2/13	Northwood	W	5-0
2/16	Lubbock Christian	W	8-1
2/16	Lubbock Christian	W	8-7 <sup>(16)</sup>
2/17	Lubbock Christian	L	1-5
2/17	Lubbock Christian	W	4-3 <sup>(11)</sup>
2/23	College of the Southwest	W	8-7
2/23	College of the Southwest	W	5-2
2/24	College of the Southwest	W	8-3
2/24	College of the Southwest	W	12-4
2/26	at Southern Nazarene	W	9-5
2/27	at Oklahoma Baptist	L	3-4
3/1	at Oklahoma City	W	5-1
3/2	at Oklahoma City	L	3-13
3/2	at Oklahoma City	L	6-12
3/3	at Oklahoma City	L	1-5
3/9	at Northwood	L	1-5
3/9	at Northwood	W	7-3
3/10	at Northwood	L	4-5
3/10	at Northwood	L	1-2
3/23	*at Wiley	L	2-6
3/24	*at Wiley	W	6-3
3/24	*at Wiley	W	13-3
3/27	Texas Southern	L	6-13 <sup>(10)</sup>
3/28	at Prairie View A&M	L	3-6
3/30	*Texas College	W	13-4
3/31	*Texas College	W	10-2
3/31	*Texas College	W	20-0
4/3	at LSU-Shreveport	L	3-13
4/3	at LSU-Shreveport	W	4-1
4/6	*Huston-Tillotson	L	1-8
4/10	Prairie View A&M	W	13-11
4/11	Southern Arkansas	L	8-10
4/11	Southern Arkansas	W	2-1
4/13	*at Jarvis Christian	W	4-2
4/15	*at Jarvis Christian	W	7-6
4/15	*at Jarvis Christian	L	6-9
4/20	*UT-Brownsville	W	12-2
4/21	*UT-Brownsville	W	8-1
4/21	*UT-Brownsville	W	9-5
4/27	*Huston-Tillotson	W	13-8
4/27	*Huston-Tillotson	W	11-1
5/2	+Northwood	W	12-11
5/3	+Texas Wesleyan	L	0-1
5/3	+Bacone	W	5-3
5/4	+Texas Wesleyan	L	7-8
5/8	*Texas Wesleyan	W	13-1
5/9	*Lubbock Christian	W	7-3
5/10	*Lubbock Christian	W	9-4
5/11	*Texas Wesleyan	W	7-6
5/17	^at Lindenwood	L	7-8
5/18	^at Lindenwood	W	4-1
5/18	^at Lindenwood	L	0-2
5/25	^vs. Lindenwood	L	4-18
5/26	^vs. Cumberland	W	5-2
5/28	^vs. Walsh	W	10-5
5/29	^vs. Azusa Pacific	W	5-1
5/30	^at Lewis-Clark State	L	7-8

# YEAR-BY-YEAR RESULTS

\*Red River Athletic Conference

\*RRAC Tournament (Husky Field)

†Region VI Tournament (Houston; 1st)

^NAIA Mid-South Super-Regional (St. Charles, Mo.)

‡NAIA World Series (Lewiston, Idaho)

Final National Ranking: 3rd

## NCAA Division I 2008 (23-24)

**Coach: Jared Moon**

2/1	at Concordia (Texas)	L	6-9
2/2	at Concordia (Texas)	W	12-9
2/2	at Concordia (Texas)	L	12-15
2/5	LSU-Shreveport	W	11-6
2/5	LSU-Shreveport	W	8-6
2/8	Concordia (Texas)	W	13-12
2/9	Concordia (Texas)	W	6-2
2/9	Concordia (Texas)	W	9-1
2/12	at Northwood	L	0-8
2/12	at Northwood	L	9-10 <sup>(8)</sup>
2/26	at Stephen F. Austin State	L	8-9
2/27	at Stephen F. Austin State	L	3-10
2/29	at McNeese State	L	8-13
3/1	at McNeese State	W	10-4
3/2	at McNeese State	W	7-4
3/7	Northwood	L	4-6 <sup>(9)</sup>
3/7	Northwood	L	0-6
3/11	at UT-Arlington	W	12-6
3/14	at Prairie View A&M	W	16-10
3/15	Prairie View A&M	W	8-7
3/18	at Texas A&M-Kingsville	L	2-13
3/20	at UT-Pan American	L	2-10
3/21	at UT-Pan American	L	2-3
3/25	at Baylor	L	4-12
3/27	at Dallas Baptist	L	6-20
3/28	at Dallas Baptist	L	1-2 <sup>(11)</sup>
3/29	at Dallas Baptist	L	1-21
4/4	Huston-Tillotson	W	8-4
4/5	Huston-Tillotson	W	5-4
4/8	Prairie View A&M	W	17-6
4/9	at Sam Houston State	L	4-11
4/19	UT-Brownsville	L	4-8
4/19	UT-Brownsville	W	6-5
4/20	UT-Brownsville	L	9-11
4/23	Texas Southern	L	2-6
4/23	Texas Southern	W	25-1
4/25	at Arkansas-Little Rock	W	5-3 <sup>(13)</sup>
4/26	at Arkansas-Little Rock	L	1-4
4/29	at TAMU-Corpus Christi	L	3-6
4/30	at Texas Southern	W	26-4
5/2	UT-Victoria	W	20-14
5/2	UT-Victoria	W	8-2
5/3	UT-Victoria	W	10-0
5/21	*vs. Northern Colorado	L	2-7
5/22	*vs. New York Tech	W	11-8
5/23	*vs. Le Moyne	L	4-13
5/24	*at UT-Pan American	W	14-4

\*NCAA Division I Independent Tournament (Edinburg, Texas)

## 2009 (11-40)

**Coach: Jared Moon**

2/20	at McNeese State	L	6-9
2/21	at McNeese State	L	2-15
2/22	at McNeese State	L	2-6
2/15	at Baylor	L	4-15
2/27	at Northwestern State	L	0-16
2/28	at Northwestern State	L	0-4
3/1	at Northwestern State	L	6-14
3/3	at Lamar	L	1-6
3/6	Lubbock Christian	L	3-8
3/7	Lubbock Christian	L	4-8
3/7	Lubbock Christian	L	10-17
3/10	at Oklahoma	L	1-10
3/10	at Oklahoma	L	0-6
3/14	Texas Southern	W	5-2
3/17	Stephen F. Austin	L	4-7
3/18	at Stephen F. Austin	L	5-10
3/20	at Louisiana Tech	L	4-11

3/21	at Louisiana Tech	L	6-8
3/22	at Louisiana Tech	W	12-11 <sup>(12)</sup>
3/24	at TAMU-Corpus Christi	L	7-10
3/31	at Stephen F. Austin	L	2-4
4/1	Stephen F. Austin	L	3-13
4/2	at Dallas Baptist	L	6-9
4/3	at Dallas Baptist	L	2-12
4/4	at Dallas Baptist	L	8-14
4/7	at Texas State	L	4-18
4/9	Northern Colorado	W	16-3
4/10	Northern Colorado	W	5-2
4/10	Northern Colorado	W	9-4
4/11	Northern Colorado	W	12-11
4/13	at Texas State	L	0-4
4/14	at Texas Southern	W	6-4
4/14	at Texas Southern	W	3-2
4/21	at Texas Southern	L	2-15
4/22	at Sam Houston State	L	12-22
4/22	at Sam Houston State	L	6-18
4/24	at Arkansas-Little Rock	L	4-15
4/25	at Arkansas-Little Rock	L	4-5
4/25	at Arkansas-Little Rock	W	5-2
4/26	at Arkansas-Little Rock	L	2-15
5/1	at New Mexico State	L	11-12 <sup>(13)</sup>
5/2	at New Mexico State	L	10-20
5/2	at New Mexico State	L	9-19
5/3	at New Mexico State	L	1-4
5/13	Prairie View A&M	W	15-6
5/15	at Louisiana-Monroe	L	7-11
5/16	at Louisiana-Monroe	L	2-6
5/21	*at Texas-Pan American	L	8-9
5/22	*vs. Northern Colorado	L	2-12
5/22	*at Texas-Pan American	L	2-6
5/23	*vs. Northern Colorado	W	9-6

\*National Independent Tournament (Edinburg, Texas)

## 2010

**Overall: 28-31**

**Great West: 15-13 (3rd)**

**Coach: Jared Moon**

2/20	at UT-San Antonio	L	2-9
2/21	at UT-San Antonio	L	2-7
2/26	^vs. Tennessee-Martin	L	4-7
2/27	^vs. Bryant	W	15-5
2/28	^at Nicholls State	L	11-15
3/2	at Stephen F. Austin	L	2-13
3/5	at Concordia (Texas)	W	7-4
3/5	at Concordia (Texas)	W	9-0
3/6	at Concordia (Texas)	W	15-5
3/10	at Oklahoma	L	1-9
3/12	at Nebraska	L	2-10
3/13	at Nebraska	L	0-8
3/14	at Nebraska	L	4-13
3/16	Concordia (Texas)	W	9-0
3/17	at Texas A&M-Corpus Christi	W	10-5
3/23	at Sam Houston State	L	8-9
3/26	Texas-Pan American	W	6-5
3/27	Texas-Pan American	W	11-4
4/2	New Mexico State	L	7-9
4/3	New Mexico State	L	12-20
4/3	New Mexico State	L	6-9
4/4	New Mexico State	L	8-13
4/6	at Lamar	W	2-0
4/7	at Lamar	W	12-4
4/9	*NJIT	W	7-6
4/10	*NJIT	W	14-3
4/10	*NJIT	L	5-7
4/11	*NJIT	W	14-5
4/13	at Louisiana	L	3-5
4/16	*at New York Tech	W	18-3
4/17	*at New York Tech	L	3-9
4/17	*at New York Tech	W	9-4
4/18	*at New York Tech	L	2-4
4/20	Stephen F. Austin	L	7-17
4/23	*at Northern Colorado	L	2-6
4/24	*at Northern Colorado	L	1-3
4/24	*at Northern Colorado	L	5-9
4/25	*at Northern Colorado	L	2-5

4/27	at Texas State	L	2-17
4/30	*Chicago State	W	16-9
5/1	*Chicago State	W	15-4
5/1	*Chicago State	W	14-9
5/2	*Chicago State	W	11-10
5/7	*at Texas-Pan American	W	7-6
5/8	*at Texas-Pan American	W	16-12
5/8	*at Texas-Pan American	W	4-3
5/9	*at Texas-Pan American	L	4-7
5/12	Prairie View A&M	W	11-10
5/14	*at North Dakota	W	5-3
5/15	*at North Dakota	W	9-5 (8)
5/15	*at North Dakota	L	3-5
5/16	*at North Dakota	W	5-4
5/20	*Utah Valley	L	6-9
5/21	*Utah Valley	L	10-19
5/21	*Utah Valley	L	6-7
5/22	*Utah Valley	L	3-21
5/26	+vs. North Dakota	W	9-3
5/27	+vs. Chicago State	W	11-6
5/28	+vs. Utah Valley	L	2-9

\*Great West Conference game

^Big Boy Classic (Thibodeaux, La.)

+Great West Conference Tournament (Edinburg, Texas)

## 2011

**Overall: 22-40**

**Great West: 16-12 (T-3rd)**

**Coach: Jared Moon**

2/18	at New Mexico State	L	6-9
2/19	at New Mexico State	L	11-13
2/20	at New Mexico State	L	1-9
2/22	at Sam Houston State	L	0-13
2/25	Bryant	L	2-5
2/26	Bryant	L	2-11
2/27	Bryant	L	6-8
3/1	Texas A&M-Corpus Christi	L	3-8
3/1	Texas A&M-Corpus Christi	L	3-13
3/4	at McNeese State	L	2-11
3/6	at McNeese State	L	3-4
3/6	at McNeese State	L	3-4
3/8	at Stephen F. Austin	L	0-6
3/11	at #7 TCU	L	1-7
3/12	at #7 TCU	W	7-4
3/13	at #7 TCU	L	1-6
3/15	Prairie View A&M	L	4-11
3/22	at Sam Houston State	L	4-5 <sup>(10)</sup>
3/23	at #5 Texas	L	0-12
3/29	at Texas A&M-Corpus Christi	L	8-11
3/31	Dallas Baptist	L	6-16
4/1	Dallas Baptist	W	15-13
4/2	Dallas Baptist	L	3-15
4/5	Stephen F. Austin	L	1-13
4/8	*North Dakota	W	8-7
4/9	*North Dakota	W	9-5
4/9	*North Dakota	W	9-6
4/10	*North Dakota	W	9-8
4/12	at Texas State	L	2-3 <sup>(13)</sup>
4/15	*Northern Colorado	L	5-7
4/16	*Northern Colorado	L	1-4 <sup>(8)</sup>
4/16	*Northern Colorado	W	4-3
4/17	*Northern Colorado	W	5-3
4/19	at UT-Arlington	L	6-7
4/22	*at NJIT	W	11-0
4/22	*at NJIT	L	1-3
4/23	*at NJIT	L	2-3 <sup>(10)</sup>
4/23	*at NJIT	W	7-2
4/26	UT-Arlington	L	6-7
4/29	*Texas-Pan American	L	4-16
4/30	*Texas-Pan American	L	2-10
4/30	*Texas-Pan American	W	13-12 <sup>(10)</sup>
5/1	*Texas-Pan American	W	12-9
5/6	*at Chicago State	W	4-3
5/6	*at Chicago State	W	15-0
5/7	*at Chicago State	L	5-6 <sup>(13)</sup>
5/8	*at Chicago State	W	7-5
5/10	at Prairie View A&M	L	11-12
5/12	*at Utah Valley	L	5-6

# YEAR-BY-YEAR RESULTS

5/13	*at Utah Valley	L	5-14
5/13	*at Utah Valley	L	2-7
5/14	*at Utah Valley	L	0-9
5/20	*New York Tech	W	21-11
5/20	*New York Tech	L	6-7
5/21	*New York Tech	W	6-2
5/21	*New York Tech	W	13-5
5/24	+vs. Texas-Pan American	W	6-5
5/25	+at North Dakota	L	2-8
5/26	+vs. NJIT	W	17-3
5/27	+vs. New York Tech	W	6-3
5/27	+at North Dakota	W	7-1
5/28	+vs. Utah Valley	L	1-5

\*Great West Conference game

+Great West Conference Tournament (Grand Forks, N.D.)

**2012**  
**Overall: 28-33**  
**Great West: 15-13 (T-4th)**  
**Coach: Jared Moon**

2/17	McNeese State	L	7-8
2/19	McNeese State	W	4-3
2/21	UT-San Antonio	L	6-9 <sup>(13)</sup>
2/24	^at UT-Arlington	L	3-6
2/25	^vs. Stephen F. Austin	W	6-5 <sup>(13)</sup>
2/26	^vs. Missouri State	W	11-5
2/28	at #18 Texas	L	0-2
3/2	at UT-Arlington	L	1-2 <sup>(10)</sup>
3/3	at UT-Arlington	L	2-12
3/4	at UT-Arlington	W	15-1
3/6	at Sam Houston State	L	8-9 <sup>(10)</sup>
3/9	at Dallas Baptist	L	0-4
3/11	at Dallas Baptist	L	0-12
3/11	at Dallas Baptist	L	1-11
3/13	at Lamar	L	5-6
3/15	^vs. Notre Dame	L	3-7
3/16	^vs. Indiana State	L	3-4
3/17	^vs. Kansas	W	7-4
3/18	^vs. Kansas	L	2-3
3/21	Prairie View A&M	W	10-5
3/27	at #7 Texas A&M	L	2-7
4/3	at Prairie View A&M	W	12-9
4/5	*Chicago State	W	14-9
4/6	*Chicago State	W	8-4
4/6	*Chicago State	W	5-1
4/7	*Chicago State	W	11-1
4/10	Texas Southern	W	10-2
4/11	at Texas Southern	L	4-5
4/13	*NJIT	L	1-9
4/14	*NJIT	W	6-1
4/14	*NJIT	L	1-13
4/15	*NJIT	L	3-10
4/17	at UT-San Antonio	L	1-11
4/20	*at Northern Colorado	W	6-5
4/21	*at Northern Colorado	L	3-5
4/21	*at Northern Colorado	W	17-5
4/22	*at Northern Colorado	L	5-6
4/24	at Sam Houston State	L	3-8
4/27	*at NYIT	W	6-4 <sup>(11)</sup>
4/28	*at NYIT	W	2-1
4/28	*at NYIT	L	3-10
4/29	*at NYIT	W	2-1
5/4	*Utah Valley	L	5-6
5/5	*Utah Valley	L	5-7
5/5	*Utah Valley	L	8-14
5/6	*Utah Valley	L	6-8
5/8	Lamar	W	5-1
5/11	*at North Dakota	L	2-3
5/12	*at North Dakota	W	7-4
5/12	*at North Dakota	W	6-2
5/13	*at North Dakota	W	5-0
5/17	*at UT-Pan American	L	0-4
5/18	*at UT-Pan American	W	4-2 <sup>(12)</sup>
5/18	*at UT-Pan American	W	4-2
5/19	*at UT-Pan American	L	1-11
5/22	+vs. Northern Colorado	W	10-3
5/23	+at Utah Valley	L	8-9
5/24	+vs. Chicago State	W	8-4

5/25	+vs. Northern Colorado	W	11-5
5/25	+vs. North Dakota	W	13-8
5/26	+at Utah Valley	L	6-10
*Great West Conference game			
^Hilton Invitational (Arlington, Texas)			
*Irish Baseball Classic (San Antonio, Texas)			
+Great West Conference Tournament (Orem, Utah)			

**2013**  
**Overall: 34-24-1**  
**Great West: 17-10 (T-2nd)**  
**Tournament Champions**  
**Coach: Jared Moon**

2/15	Nicholls State	W	9-0
2/16	Nicholls State	L	2-9
2/17	Nicholls State	L	5-15
2/19	Prairie View A&M	W	4-3
2/22	Bryant	W	5-4
2/23	Bryant	W	3-2
2/24	Bryant	T	4-4 <sup>(8)</sup>
2/27	at Houston	L	2-10
3/1	^vs. Illinois	L	3-8
3/1	^at UT Arlington	W	7-6
3/2	^vs. Illinois	L	3-12
3/3	^at UT Arlington	L	5-7
3/8	Penn State	L	3-9
3/9	Penn State	L	4-8
3/9	Penn State	W	11-10
3/12	at Texas A&M	L	5-6
3/19	at Lamar	L	6-8
3/20	at Lamar	W	8-1
3/22	Harvard	W	12-6
3/23	Harvard	L	3-4
3/24	Harvard	L	1-6
3/26	Texas Southern	W	9-3
3/27	at Texas A&M-Corpus Christi	L	4-5
4/2	at Stephen F. Austin	W	4-3
4/5	*North Dakota	W	9-5
4/6	*North Dakota	L	1-3
4/6	*North Dakota	W	2-1
4/7	*North Dakota	W	19-4 <sup>(7)</sup>
4/11	*at Utah Valley	L	3-10
4/12	*at Utah Valley	L	2-3
4/12	*at Utah Valley	W	5-3
4/13	*at Utah Valley	W	4-3
4/16	Texas A&M-Corpus Christi	W	7-2
4/19	*Texas-Pan American	W	5-4
4/20	*Texas-Pan American	L	4-12
4/20	*Texas-Pan American	L	3-4
4/21	*Texas-Pan American	L	1-4
4/23	at Prairie View A&M	W	14-4 <sup>(8)</sup>
4/26	*Northern Colorado	W	8-2
4/27	*Northern Colorado	W	3-2
4/28	*Northern Colorado	L	6-7
4/30	at Texas State	L	3-7
5/3	*NYIT	W	8-0
5/4	*NYIT	L	0-3
5/4	*NYIT	L	4-8
5/5	*NYIT	W	11-4
5/7	Stephen F. Austin	W	4-3
5/10	*at Chicago State	W	3-0
5/11	*at Chicago State	W	10-5
5/11	*at Chicago State	W	13-2 <sup>(8)</sup>
5/12	*at Chicago State	W	4-2
5/16	*at NJIT	W	7-5
5/16	*at NJIT	L	3-5
5/17	*at NJIT	W	5-2
5/18	*at NJIT	W	15-1 <sup>(7)</sup>
5/21	+at NJIT	W	11-6
5/22	+vs. Texas-Pan American	W	3-1
5/23	+vs. North Dakota	W	8-4
5/25	+vs. Northern Colorado	W	13-3

\*Great West Conference game

+Great West Conference Tournament (Newark, N.J.)

^Hilton Invitational (Arlington, Texas)

## 2014

**Overall: 23-28**  
**Southland: 12-18 (10th)**  
**Coach: Jared Moon**

2/14	Prairie View A&M	W	6-2
2/15	Prairie View A&M	W	12-5
2/16	Prairie View A&M	W	4-3
2/18	at UT San Antonio	W	9-7 <sup>(13)</sup>
2/21	Northeastern	L	4-7 <sup>(10)</sup>
2/22	Northeastern	W	8-5
2/22	Northeastern	W	7-0
2/25	at #18 Texas A&M	L	1-5
2/28	^vs. Kansas	L	5-11
3/1	^vs. Kansas	W	4-2
3/1	^vs. Kansas	L	0-5
3/2	^vs. Kansas	L	1-14 <sup>(7)</sup>
3/11	Prairie View A&M	W	12-4
3/14	*at Nicholls	L	2-4
3/15	*at Nicholls	L	3-5
3/15	*at Nicholls	W	7-5 <sup>(15)</sup>
3/18	at Baylor	L	3-9
3/21	*New Orleans	L	1-2
3/22	*New Orleans	W	9-2
3/22	*New Orleans	W	6-1
3/25	at Texas Southern	W	3-1
3/29	*at Southeastern Louisiana	L	6-13
3/29	*at Southeastern Louisiana	W	6-0
3/30	*at Southeastern Louisiana	W	7-1
4/1	at Prairie View A&M	L	8-9
4/4	*at McNeese State	L	2-3
4/4	*at McNeese State	L	5-6
4/5	*at McNeese State	L	1-4
4/8	UT Arlington	W	7-4
4/11	*Texas A&M-Corpus Christi	L	1-14 <sup>(7)</sup>
4/12	*Texas A&M-Corpus Christi	W	9-8
4/13	*Texas A&M-Corpus Christi	L	1-11
4/15	at TCU	L	0-13
4/17	*at Oral Roberts	L	5-6
4/18	*at Oral Roberts	L	3-5
4/19	*at Oral Roberts	W	11-10 <sup>(10)</sup>
4/22	UTSA	W	5-2
4/26	*Abilene Christian	L	2-4
4/26	*Abilene Christian	W	3-0
4/27	*Abilene Christian	W	6-3
4/29	Texas Southern	L	2-4
5/2	*at Lamar	L	1-9
5/3	*at Lamar	W	7-3
5/4	*at Lamar	W	13-2
5/7	at #14 Rice	L	1-6
5/9	*Sam Houston State	L	1-3
5/10	*Sam Houston State	L	2-7
5/11	*Sam Houston State	L	4-8
5/15	*Stephen F. Austin	W	6-5 <sup>(12)</sup>
5/16	*Stephen F. Austin	L	3-10
5/17	*Stephen F. Austin	L	3-4

\*Southland Conference game

^QuikTrip Park (Grand Prairie, Texas)

## 2015

**Overall: 28-27**  
**Southland: 14-13 (7th)**  
**Coach: Jared Moon**

2/13	Prairie View A&M	W	13-3
2/14	Prairie View A&M	W	8-3
2/15	Prairie View A&M	W	15-0
2/17	at No. 12 Rice	L	2-5
2/20	^vs. Michigan State	W	3-1
2/21	^vs. Southeastern Louisiana	L	4-10
2/21	^at UT Arlington	W	2-1
2/24	at No. 14 Texas A&M	L	1-4
2/27	Arkansas State	L	2-3
2/28	Arkansas State	L	2-13
2/28	Arkansas State	L	1-2
3/3	at No. 8 Houston	W	2-1
3/6	*McNeese State	L	1-2
3/6	*McNeese State	W	4-3
3/7	*McNeese State	L	2-5

## YEAR-BY-YEAR RESULTS

3/10	at UTSA	L	0-3	4/9	*at Abilene Christian	L	0-9	5/19	*at Stephen F. Austin	L	1-3
3/14	Iowa	W	7-1	4/10	*at Abilene Christian	W	4-1	5/19	*at Stephen F. Austin	L	10-11
3/15	Iowa	W	5-1	4/12	at UT Arlington	L	0-10 <sup>(8)</sup>	5/24	+vs. Central Arkansas	L	4-15 <sup>(7)</sup>
3/16	Iowa	L	2-7	4/15	*Stephen F. Austin	W	6-2	5/25	+vs. Lamar	W	8-5
3/17	Iowa	L	2-7	4/15	*Stephen F. Austin	W	12-1	5/26	+vs. McNeese	W	5-4
3/20	*Central Arkansas	W	10-1	4/16	*Stephen F. Austin	L	3-15	5/26	+vs. Central Arkansas	W	6-2
3/20	*Central Arkansas	W	9-2	4/22	*Lamar	L	1-3	5/27	+vs. Central Arkansas	L	0-3
3/22	*Central Arkansas	W	2-1	4/23	*Lamar	L	0-8	*Southland Conference game			
3/24	at Prairie View A&M	W	6-2	4/23	*Lamar	L	6-8	+Southland Conference Tournament (Sugar Land, Texas)			
3/27	*at Incarnate Word	W	6-3	4/26	at Prairie View A&M	W	21-17				
3/28	*at Incarnate Word	L	2-3	4/29	*at Southeastern Louisiana	L	2-3	<b>2018</b>			
3/29	*at Incarnate Word	W	12-1	4/30	*at Southeastern Louisiana	L	2-18	<b>Overall: 29-30</b>			
4/2	*Abilene Christian	L	2-9	4/30	*at Southeastern Louisiana	L	3-13 <sup>(7)</sup>	<b>Southland: 18-12 (T-3rd)</b>			
4/3	*Abilene Christian	W	4-2	5/3	Texas Southern	W	7-3	<b>Coach: Jared Moon</b>			
4/4	*Abilene Christian	L	1-3	5/6	*Nicholls	W	8-3	2/16	at Baylor	L	0-1
4/7	UTSA	L	2-6	5/7	*Nicholls	L	3-5	2/17	at Baylor	W	5-2
4/10	*at Stephen F. Austin	W	13-3	5/8	*Nicholls	W	7-3	2/18	at Baylor	L	3-6
4/10	*at Stephen F. Austin	W	7-2	5/10	at Texas Southern	W	7-6	2/20	Texas Southern	W	15-3
4/11	*at Stephen F. Austin	W	13-3 <sup>(7)</sup>	5/13	*Texas A&M-Corpus Christi	L	9-11	2/23	at Fresno State	W	2-0 <sup>(11)</sup>
4/17	*at Lamar	W	3-2	5/14	*Texas A&M-Corpus Christi	W	8-2	2/24	at Fresno State	L	6-7
4/19	*at Lamar	W	4-3	5/15	*Texas A&M-Corpus Christi	L	1-2	2/24	at Fresno State	L	2-3
4/19	*at Lamar	L	0-5	5/20	*at Sam Houston State	L	3-6	2/25	at Fresno State	L	1-4
4/21	at Texas Southern	L	2-5	5/20	*at Sam Houston State	L	1-2	2/27	at #8 Texas A&M	L	1-7
4/24	*Southeastern Louisiana	L	2-3	5/21	*at Sam Houston State	L	4-5	3/2	at Rice	L	2-10
4/24	*Southeastern Louisiana	L	1-6	*Southland Conference game				3/3	at Rice	W	8-7 <sup>(11)</sup>
4/25	*Southeastern Louisiana	L	4-15 <sup>(7)</sup>	^Al Ogletree Classic (Edinburg, Texas)				3/4	at Rice	L	0-6
4/28	UT Arlington	W	10-4	<b>2017</b>				3/6	at Houston	W	3-1
5/1	*at Nicholls	L	1-2	<b>Overall: 29-25</b>				3/9	at Louisiana Tech	L	3-5
5/2	*at Nicholls	L	3-4	<b>Southland: 18-12 (4th)</b>				3/10	at Louisiana Tech	L	1-3
5/3	*at Nicholls	L	2-7	<b>Coach: Jared Moon</b>				3/11	at Louisiana Tech	L	3-9
5/5	Texas Southern	L	4-8				3/13	at UT Rio Grande Valley	W	3-2	
5/8	*Sam Houston State	W	14-5	2/18	Fordham	L	3-4	3/16	*Nicholls	L	4-5
5/9	*Sam Houston State	L	11-12 <sup>(10)</sup>	2/18	Fordham	W	13-5	3/17	*Nicholls	W	13-4
5/9	*Sam Houston State	W	10-5	2/19	Fordham	W	7-6	3/18	*Nicholls	W	4-3
5/20	+vs. Northwestern State	W	4-1	2/21	at #25 Houston	W	3-2	3/20	Texas Southern	L	2-3
5/21	+vs. Central Arkansas	W	6-1	2/24	Rhode Island	L	4-5	3/23	*at Southeastern Louisiana	L	1-4
5/22	+vs. Central Arkansas	W	1-0	2/25	Rhode Island	W	10-2	3/24	*at Southeastern Louisiana	W	10-4
5/23	+vs. Sam Houston State	W	6-0	2/25	Rhode Island	W	3-2	3/25	*at Southeastern Louisiana	L	2-8
5/29	! at #13 Houston	L	4-6	2/26	Rhode Island	L	5-6	3/27	UTSA	L	5-6
5/31	lvs. #19 Rice	L	1-3	3/3	LIU Brooklyn	L	2-4	3/29	*Lamar	W	7-4
*Southland Conference game											
^UTA Hilton Invitational (Arlington, Texas)											
+Southland Conference Tournament (Sugar Land, Texas)											
INCAA Regional (Houston, Texas)											
<b>2016</b>											
<b>Overall: 24-29</b>											
<b>Southland: 12-18 (10th)</b>											
<b>Coach: Jared Moon</b>											
2/19	Binghamton	W	8-5	3/21	UTSA	L	6-18	4/15	*at Abilene Christian	L	3-4
2/19	Binghamton	W	11-4	3/24	*Southeastern Louisiana	W	8-7	4/17	at McNeese	L	8-11
2/20	Binghamton	W	4-3	3/25	*Southeastern Louisiana	W	4-0	4/20	*Incarnate Word	W	12-4
2/20	Binghamton	L	9-11	3/26	*Southeastern Louisiana	W	6-3	4/20	*Incarnate Word	W	1-0
2/23	at Texas A&M-Corpus Christi	L	4-5	3/31	*at Lamar	W	7-2	4/21	*Incarnate Word	W	7-6 <sup>(13)</sup>
2/26	^vs. Washington State	L	2-3	3/31	*at Lamar	W	2-1	4/24	at Texas A&M-Corpus Christi	W	10-3
2/27	^at UT Rio Grande Valley	W	6-2	4/1	*at Lamar	L	4-10	4/27	*at Northwestern State	L	3-4
2/28	^vs. Washington State	W	9-5	4/5	Texas Southern	L	1-4	4/28	*at Northwestern State	L	4-7
3/1	at #2 Texas A&M	L	2-3 <sup>(13)</sup>	4/7	*Central Arkansas	L	3-4	4/29	*at Northwestern State	W	3-2
3/4	Utah	W	2-1	4/8	*Central Arkansas	W	5-3	5/1	McNeese	L	8-11
3/5	Utah	L	0-2	4/9	*Central Arkansas	L	4-17 <sup>(7)</sup>	5/4	*New Orleans	L	1-8
3/5	Utah	W	7-3	4/13	*Abilene Christian	W	8-7	5/4	*New Orleans	W	5-2
3/6	Utah	W	4-1	4/14	*Abilene Christian	W	9-4	5/5	*New Orleans	L	1-2
3/11	*at McNeese	W	3-2	4/15	*Abilene Christian	W	10-3	5/11	*at Sam Houston State	W	5-1
3/12	*at McNeese	L	6-12	4/21	*at Incarnate Word	W	5-2	5/12	*at Sam Houston State	L	5-7
3/13	*at McNeese	W	7-5	4/22	*at Incarnate Word	W	6-0	5/13	*at Sam Houston State	L	6-9
3/18	at Cal State Northridge	L	0-2	4/23	*at Incarnate Word	W	3-1	5/17	*Stephen F. Austin	W	10-9
3/19	at Cal State Northridge	L	1-7	4/25	at UTSA	L	2-10	5/18	*Stephen F. Austin	W	8-3
3/19	at Cal State Northridge	L	3-6	4/28	*Northwestern State	W	4-2	5/19	*Stephen F. Austin	W	13-2
3/20	at Cal State Northridge	L	2-7	4/28	*Northwestern State	L	3-9	5/23	+vs. Central Arkansas	W	14-4 <sup>(7)</sup>
3/22	at Stephen F. Austin	L	7-8	4/29	*Northwestern State	W	13-3 <sup>(7)</sup>	5/24	+vs. New Orleans	L	1-3
3/24	*at Central Arkansas	L	0-11	5/2	at #15 Texas A&M	L	2-8	5/25	+vs. Sam Houston State	W	6-4
3/25	*at Central Arkansas	L	7-8	5/5	*at New Orleans	L	1-3	5/25	+vs. New Orleans	W	4-3 <sup>(12)</sup>
3/26	*at Central Arkansas	W	3-2	5/6	*at New Orleans	L	3-8	5/26	+vs. New Orleans	L	1-6
3/29	Prairie View A&M	W	5-3	5/7	*at New Orleans	W	4-1	*Southland Conference game			
4/1	*Incarnate Word	W	3-1	5/12	*Sam Houston State	W	2-1 <sup>(14)</sup>	+Southland Conference Tournament (Sugar Land, Texas)			
4/2	*Incarnate Word	L	2-3	5/13	*Sam Houston State	W	9-1				
4/3	*Incarnate Word	W	2-0	5/14	*Sam Houston State	W	9-8				
4/8	*at Abilene Christian	W	3-2	5/18	*at Stephen F. Austin	L	0-4				

() Extra inning/Run rule

## ALL-TIME SERIES RECORDS

Opponent	W	L	Opponent	W	L	Opponent	W	L
Abilene Christian	10	5	Louisiana-Monroe	1	2	Southwestern Adventist	6	0
Arkansas-Little Rock	2	4	LSU-Shreveport	13	8	Southwestern Assemblies	6	0
Arkansas State	0	3	Louisiana Tech	1	7	St. Edward's	23	12
Azusa Pacific	1	0	Loyola-New Orleans	5	1	St. Francis (Illinois)	1	0
Bacone	17	2	Lubbock Christian	14	24	St. Leo	0	1
Baylor	2	5	Lyon	0	1	St. Mary's (Texas)	7	17
Bellevue	2	0	Mary Hardin-Baylor	9	10	St. Scholastica	2	0
Benedictine	1	0	McNeese	8	24	Stephen F. Austin	15	20
Binghamton	3	1	Michigan State	1	0	TCU	1	3
Bryant#	3	3	Midland Lutheran	1	0	Tarleton State	0	1
CSU Northridge	0	4	Missouri Baptist	1	0	Tennessee-Martin	0	1
Central Arkansas	10	7	Missouri State	1	0	Texas	0	4
Chicago State	18	1	Mobile	1	0	Texas A&M	0	8
College of the Southwest	23	5	NJIT	11	7	Texas A&M-Corpus Christi	5	12
Concordia (Oregon)	2	0	NYIT	12	6	Texas A&M-Kingsville	26	17
Concordia (Texas)	47	19	National Christian	15	2	Texas College	25	0
Concordia (Wisconsin)	4	1	Nebraska	0	3	Texas Lutheran	10	21
Cumberland	1	0	New Mexico State	0	11	Texas Southern	26	13
Dallas Baptist	6	33	New Orleans	5	7	Texas State	0	15
East Texas Baptist	14	9	Nicholls	6	13	Texas Wesleyan	17	12
Florida Southern	0	1	North Dakota	17	4	UH-Victoria	3	0
Fordham	2	1	Northeastern	2	1	UT-Arlington	8	7
Fresno State	1	3	Northern Colorado	12	9	UT-Brownsville	4	1
Gulf Coast Christian	3	0	Northwestern State	4	9	UT-Permian Basin#	1	0
Harvard	1	2	Northwood (Texas)	45	25	UT Rio Grande Valley	18	13
Hastings	1	1	Notre Dame	0	1	UTSA	4	11
Hawaii Pacific	1	2	Oral Roberts	1	2	Utah	3	1
Houston	4	4	Oklahoma	0	1	Utah Valley	2	18
Howard Payne	1	1	Oklahoma Baptist	6	3	Valdosta State	0	1
Huston-Tillotson	49	8	Oklahoma City	7	22	Walsh	1	0
Illinois	0	2	Paul Quinn	1	1	Washington State	1	1
Incarnate Word	36	25	Penn State	1	2	Wayland Baptist	5	3
Indiana State	0	1	Prairie View A&M	29	6	Webber	1	0
Iowa	2	2	Rhode Island	2	2	Westmont	0	2
Jarvis Christian	25	1	Rice	1	10	Wiley	27	1
Kansas	3	6	Sam Houston State	12	34	<i>#one tie</i>		
Lamar	17	21	Schreiner	11	9			
Le Moyne	0	1	Science & Arts of Oklahoma	1	0			
LeTourneau	8	1	Shippensburg	0	1			
Lewis-Clark State	0	1	South Dakota	1	0			
LIU Brooklyn	2	1	Southeastern Louisiana	6	10			
Lindenwood	2	2	Southern Arkansas	11	11			
Louisiana College	6	1	Southern Nazarene	2	1			
Louisiana-Lafayette	0	10	Southwestern	6	3			

ALL-TIME COACHING RECORDS							
Coach	Years	W	L	T	Pct.		
Rickey Witt	1990-92	29	119	-	.196		
Rusty Pendergrass	1993-97	177	92	-	.658		
Brian Huddleston	1998-2005	306	145	-	.678		
<b>JARED MOON</b>	<b>2006-present</b>	<b>363</b>	<b>367</b>	<b>2</b>	<b>.497</b>		
<b>TOTAL</b>	<b>29 seasons</b>	<b>875</b>	<b>723</b>	<b>2</b>	<b>.548</b>		

## AWARDS

### ALL-AMERICA

Ronnie Moore	1969
Ryan Thomas	1995, 96
Reagan Buckley	1996
Brandon Curtis	1996
Kevin Scott	1996
Russell Chandler	1999
Chris Fadal	1999
Chris Hill	1999
Danny Cataline	2001
Justin Syfert	2001
Rodrigo Miralles	2002
Matt Holloway	2002
Tommy Crosby	2003
Joey Gregory	2003
Kyle Smith	2003
Billy Miskell	2004
Robert Neagli	2004
Archie Panfilli	2004, 05
Jason Pickett	2004, 05
Lance Casey	2005
Wes Smiley	2005
Aaron Garrison	2005
Danny Henry	2005
Michael Crabtree	2006
A.J. Fentanes	2006
Greg Gossett	2007

### NAIA COLLEGE WORLD SERIES

2007

### NAIA REGION CHAMPIONS

2007

### NAIA CHAMPION OF CHARACTER

Michael Crabtree 2007

### RAWLINGS NAIA GOLD GLOVE

Michael Crabtree 2007

### NAIA WORLD SERIES ALL-TOURNAMENT

Michael Crabtree 2007  
Greg Gossett 2007  
Ryan Majewski 2007

### ACADEMIC ALL-AMERICA

Eric Silvas 1995  
Gary Horn 2004  
Lance Casey 2005  
Clay Folloder 2005  
Ramon Lopez 2005, 06  
Tim Papa 2005, 06  
Kory Johns 2006, 07

### ALL-REGION

Ryan Thomas 1995, 96  
Reagan Buckley 1996  
Brandon Curtis 1996  
Kevin Scott 1996  
Russell Chandler 1999  
Chris Hill 1999  
Chris Fadal 1999  
Danny Cataline 2001  
Justin Syfert 2001  
Rodrigo Miralles 2002  
Matt Holloway 2002  
Tommy Crosby 2003  
Joey Gregory 2003  
Kyle Smith 2003  
Billy Miskell 2004  
Robert Neagli 2004  
Archie Panfilli 2004, 05  
Jason Pickett 2004, 05  
Lance Casey 2005

Wes Smiley 2005  
Aaron Garrison 2005  
Danny Henry 2005  
Michael Crabtree 2006  
A.J. Fentanes 2006  
Greg Gossett 2007

### SOUTHWEST REGION PLAYER OF THE YEAR

Ryan Thomas 1996

### NAIA REGION COACH OF THE YEAR

Jared Moon 2006

### ABCA/RAWLINGS GOLD GLOVE

Tyler Depreta-Johnson (SS) 2018

### ABCA/RAWLINGS ALL-REGION

Samm Wiggins (1st) 2015  
Matt Heck (1st) 2018  
Matthew McCollough (2nd) 2018

### NCAA ALL-REGIONAL (HOUSTON)

Samm Wiggins (C) 2015

### SOUTHLAND CONFERENCE

#### HITTER OF THE YEAR

Matt Heck 2018

#### RELIEF PITCHER OF THE YEAR

JT Newton 2017

#### UTILITY PLAYER OF THE YEAR

Curtis Jones (3B/P) 2014, 15

#### F.L. MCDONALD POSTGRADUATE SCHOLARSHIP

Mike Chamberlain 2014

#### ALL-CONFERENCE

Zach Nehrir 2015 (1st)  
Samm Wiggins 2015 (1st)  
Curtis Jones 2015 (3rd)  
Louie Payetta 2015 (3rd)  
Matthew McCollough 2015 (HM)  
Dylan Zarosky 2016 (HM)  
Tyler Depreta-Johnson 2017 (2nd)  
JT Newton 2017 (2nd)  
Brandon Brintz 2017 (HM)  
Christian Thames 2017 (HM)  
Spencer Halloran 2018 (1st)  
Matt Heck 2018 (1st)  
Matthew McCollough 2018 (1st)  
Tyler Depreta-Johnson 2018 (3rd)

#### ALL-TOURNAMENT TEAM

Andrew Alvarez 2015  
Thomas Clay 2015  
Greg Espinosa 2015  
Curtis Jones (MVP) 2015  
Zach Carter 2017  
Spencer Halloran 2017  
Christian Thames 2017  
Grant Buck 2018  
Jake Pulcheon 2018

#### ALL-DEFENSIVE

Tyler Depreta-Johnson 2017  
Tyler Depreta-Johnson 2018

### ACADEMIC ALL-CONFERENCE

Mike Chamberlain 2014 (2nd)  
Jordan McCoy 2014 (2nd)  
Zach Nehrir 2015 (1st)  
Matthew McCollough 2015 (1st)  
Andrew Alvarez 2016 (2nd)  
Dylan Zarosky 2016 (2nd)  
Matthew McCollough 2018 (1st)  
Tyler Depreta-Johnson 2018 (2nd)  
Jonathan Ducoff 2018 (2nd)

### COMMISSIONER'S SPRING HONOR ROLL

Andrew Alvarez 2015, 16  
David Bloodworth 2014, 15, 16  
Brandon Brintz 2016, 17  
Grant Buck 2018  
Zach Carter 2016, 17  
Mike Chamberlain 2014  
Tyler Clark 2018  
Thomas Clay 2014, 15  
Cameron Copeland 2017, 18  
Tyler Depreta-Johnson 2017  
Jonathan Ducoff 2018  
Daniel Endsley 2017, 18  
Jack Fitzgerald 2017  
Chris Garza 2014  
Zac Garcia 2015, 16  
Kobie Hajdik 2014  
Spencer Halloran 2018  
Matt Harding 2015, 16  
Jordan Hebert 2014  
Matt Heck 2017, 18  
Michael Hernandez 2015  
Marshall Herron 2017, 18  
Tyler Hoelscher 2014, 15  
JT Jakubik 2016, 17  
Anthony Jones 2018  
Carey Jones 2017, 18  
Curtis Jones 2014, 15  
Kent Keeling 2017, 18  
Josh Leonhardt 2015  
Tanner Luna 2017, 18  
Josh Martinez 2014  
Hunter McClellan 2018  
Matthew McCollough 2014, 15, 16, 18  
Jordan McCoy 2014  
Evan McDonald 2016, 17  
Brandon Morones 2015, 16  
Zach Nehrir 2014, 15  
JT Newton 2017  
Louie Payetta 2015, 16  
Jake Pulcheon 2017, 18  
Blake Richards 2015  
Steven Rowland 2018  
Addison Russ 2016, 17  
Austin Saenz 2014, 16  
Nathan Schwertner 2014  
Jake Scott 2018  
Weston Smart 2017, 18  
Ivan Smith 2016  
Blake Thomas 2017  
Brody Toal 2015  
Chad Valcoviak 2014, 15  
Joe Van Marter 2016, 17  
Clayton Vaughn 2015  
Bobby Waid 2014  
Weston Wick 2015, 16, 17  
Samm Wiggins 2014  
Taylor Wright 2014, 15  
Dylan Zarosky 2014, 15

**GREAT WEST CONFERENCE**

**ALL-CONFERENCE**

Chase Hernandez (1st) .....	2010
Paul Prestera (2nd) .....	2010
Dalton Schafer (2nd).....	2010
Derek Smith (2nd) .....	2010
Robbie Buller (1st).....	2010
Kolby Arnst (2nd).....	2011
Robbie Buller (1st).....	2011
Kyle Dickerson (2nd).....	2011
Jake Gonzalez (2nd).....	2012
Luke Clements (1st).....	2013
Jake Gonzalez (1st).....	2013
Ryan Lower (1st).....	2013

**ALL-TOURNAMENT TEAM**

Johnathon Moore.....	2010
Stephen Nikonchik.....	2010
Paul Prestera.....	2010
Kolby Arnst .....	2011
Collin Hetzler .....	2011
Stephen Nikonchik.....	2011
Beau Warren.....	2011
Kolby Arnst .....	2012
Collin Hetzler .....	2012
Jake Gonzalez .....	2012
Luke Clements (MVP) .....	2013
Jake Gonzalez .....	2013
Tyler Hoelscher.....	2013
CJ Jarvis .....	2013
Curtis Jones .....	2013

**RED RIVER ATHLETIC CONFERENCE**

**CONFERENCE CHAMPIONS**

1999, 00, 01, 02, 04, 05, 06

**COACH OF THE YEAR**

Brian Huddleston .....	1999, 00, 01, 02, 04, 05
Jared Moon .....	2006

**PITCHER OF THE YEAR**

Rodrigo Miralles .....	2002
Bill Miskell .....	2004
Aaron Garrison .....	2005
Wes Smiley .....	2005

**GOLD GLOVE**

Michael Crabtree .....	2007
Keith Brunson .....	2007

**ALL-CONFERENCE**

Russell Chandler .....	1999
Chris Hill .....	1999
Chris Fadal .....	1999
Doug Golden .....	1999, 01
Michael Hanks .....	1999, 00, 02
Matt Harbin .....	1999
Sean Salinas .....	1999, 00
Danny Cataline .....	1999, 01
Brian Steffek .....	2000
Joseph Kantz .....	2000, 03
T.J. Maldonado .....	2000, 01
David Dornier .....	2000
Justin Syfert .....	2001
Dustin Haas .....	2001
Rodrigo Miralles .....	2001, 02
Tommy Crosby .....	2001, 03
Michael Board .....	2001
Joey Gregory .....	2002, 03
Craig Bowser .....	2002
Matt Holloway .....	2002

Logan Cuellar .....	2002
Jeremy Green .....	2002, 03
Bryan Coleman .....	2002
Kyle Smith .....	2003
Steve Ahrens .....	2004, 05
Lance Casey .....	2004, 05
Justin Davis .....	2004
Aaron Garrison .....	2004, 05
Kyle Gunn .....	2004, 05
Mark Maxwell .....	2004
Billy Miskell .....	2004
Robert Neagli .....	2004, 05
Archie Panfilli .....	2004, 05
Jason Pickett .....	2004, 05
Kipp Pridgeon .....	2004, 05
Chris Ford .....	2005
Wes Smiley .....	2005
Danny Henry .....	2005
Ramon Lopez .....	2005, 06
Michael Crabtree .....	2006
A.J. Fentanes .....	2006
Andrew Taccolini .....	2006, 07
Brian Franze .....	2006, 07
Keith Brunson .....	2006, 07
Chad Hebert .....	2007
Greg Gossett .....	2007
Matt Weible .....	2007
Ryan Majewski .....	2007
Matthew Headley .....	2007

**BIG STATE CONFERENCE**

**CONFERENCE CHAMPIONS**

1996

**ALL-CONFERENCE**

Chad Blessing .....	1996
Reagan Buckley .....	1996
Brandon Curtis .....	1996
Trevor Enders .....	1996
Chad Holland .....	1996
Kevin Scott .....	1996
Ryan Thomas .....	1996

**CONFERENCE PLAYER OF THE YEAR**

Ryan Thomas .....	1996
-------------------	------

**ALL-SECTIONAL TOURNAMENT**

Chris Fadal .....	1998
Chris Hill .....	1998
Galen Shea .....	1998

**ALL-SECTIONAL**

Stefen Breeding .....	1995
Scott Copes .....	1995
Trevor Enders .....	1995
Chris Ryan .....	1995
Bryan Shaver .....	1995
Ryan Thomas (Player of Year) .....	1995
Reagan Buckley .....	1997
Brandon Curtis .....	1997
Kevin Scott .....	1997
J.D. Sellers .....	1997
Alan Ochsner .....	1998
Galen Shea .....	1998

**ACADEMIC HONORS (REG./DIST./CONF.)**

Walter Reese .....	1993
Kelly Winborn .....	1992, 93, 94
Jesse Kerr .....	1994
Gabe Villarreal .....	1994
Scott Copes .....	1995
Jason Curtis .....	1993, 94, 95
Jimmy Goodie .....	1995
Keith Harrison .....	1994, 95
Chad Holland .....	1995, 96
Blain Jordan .....	1993, 94, 95
Harold Layne .....	1995
Kirk Parrish .....	1995, 96
Chris Ryan .....	1995
J.D. Sellers .....	1995, 96, 97
Eric Silvas .....	1994, 95
Jeff Suffron .....	1995
Chad Blessing .....	1996
Jeff Cochran .....	1996, 97
Trevor Enders .....	1996
Reagan Buckley .....	1997
Brandon Curtis .....	1997
Chris Fadal .....	1997, 00
Sean Granere .....	1997
Kevin Scott .....	1997
Galen Shea .....	1997
Andrew Starkey .....	1997
Derek Carter .....	2000
Jim Tucker .....	2000
Tim Barta .....	2000, 01
Blaise Bellard .....	2000
Chris Cook .....	2000, 01
Taylor Holladay .....	2000
Justin Syfert .....	2000, 01
Pete Willetts .....	2000
Danny Cataline .....	2001
T.J. Maldonado .....	2001
Brian Scheffman .....	2001
Jack Bass .....	2002
Lance Casey .....	2002, 04, 05
Jason Pickett .....	2002, 03, 04
Tristan Venable .....	2002
Patrick Perry .....	2002
Kyle Smith .....	2002
Bryan Coleman .....	2002
Matt LeLaurin .....	2003
Uriel Alvarez .....	2003, 04
A.J. Fentanes .....	2004
Gary Horn .....	2003, 04
Matt Miller .....	2003, 04
Mark Maxwell .....	2004
Archie Panfilli .....	2004
Clay Folloder .....	2005
Ramon Lopez .....	2005, 06
Tim Papa .....	2005, 06
Kory Johns .....	2006
Michael Crabtree .....	2006
Jay Prigmore .....	2006
Andrew Taccolini .....	2006, 09
Dane Yelovich .....	2006
Nick Homan .....	2007, 09
Keith Brunson .....	2007
Eric Schiro .....	2007, 09
Jay Prigmore .....	2007
Ryan Bargas .....	2009
Leo Delgado .....	2009
Beau Warren.....	2009

**TEAM AWARDS**

**COACHES' AWARD**

Kelly Winborn .....	1992
Scott Rod .....	1993
J.D. Sellers .....	1996
Rusty Thompson .....	1996
Mike Wilson .....	1996
Hector Narvaez .....	1997
George Melendez .....	1998
Chris Turner .....	1999
Brian Steffek .....	2000
Doug Golden .....	2001
Dustin Haas .....	2001
Michael Hanks .....	2002
Logan Cuellar .....	2002
Justin Davis .....	2003
Kyle Gunn .....	2004
Kipp Pridgeon .....	2004
Clay Folloder .....	2005
A.J. Fentanes .....	2006
Diego Castillo .....	2007
Greg Gossett .....	2008

**MOST VALUABLE PLAYER**

Mike McKinnis .....	1990
Jay Whitehead .....	1991
Shawn Brown .....	1992
A.J. Bass .....	1993
Eric Silvas .....	1994
Ryan Thomas .....	1995
Kevin Scott .....	1996
Reagan Buckley .....	1997
Chris Hill .....	1998
Russell Chandler .....	1999
Sean Salinas .....	2000
Justin Syfert .....	2001
Jeremy Green .....	2002
Tommy Crosby .....	2003
Justin Davis .....	2004
Jason Pickett .....	2005
Michael Crabtree .....	2006
Kory Johns .....	2007
Andrew Taccolini .....	2008

**PITCHER OF THE YEAR**

Joel Skillern .....	1990
Brian Hamilton .....	1991
Tim Bone .....	1992
Ryan Thomas .....	1993
Ryan Thomas .....	1994
Ryan Thomas .....	1995
Ryan Thomas .....	1996
J.D. Sellers .....	1997
Galen Shea .....	1998
Michael Hanks .....	1999
Sean Salinas .....	2000
Rodrigo Miralles .....	2002
Matt LeLaurin .....	2003
Billy Miskell .....	2004
Wes Smiley .....	2005
Aaron Garrison .....	2005
Matt Weible .....	2006
Matthew Headley .....	2007
Keith Brunson .....	2008

**OFFENSIVE PLAYER OF THE YEAR**

Mike McKinnis .....	1990
Shawn Brown .....	1991
Shawn Brown .....	1992
A.J. Bass .....	1993
Walter Reese .....	1993
Scott Copes .....	1994

Scott Copes .....	1995
Chad Blessing .....	1996
Kevin Scott .....	1996
Brandon Curtis .....	1997
Chris Fadal .....	1998
Doug Golden .....	1999
Blaise Bellard .....	2000
Justin Syfert .....	2001
Joey Gregory .....	2002, 03
Robert Neagli .....	2004
Archie Panfilli .....	2004, 05
Jason Pickett .....	2005
Michael Crabtree .....	2006
Greg Gossett .....	2007
Andrew Taccolini .....	2008

**GOLDEN GLOVE AWARD**


T.C. Lozano .....	1990
T.C. Lozano .....	1991
A.J. Bass .....	1992
A.J. Bass .....	1993
Keith Harrison .....	1994
Stefen Breeding .....	1995
Jeff Cochran .....	1996, 97
Craig Wallace .....	1998
Chris Hill .....	1999
Taylor Holladay .....	2000
Danny Cataline .....	2001
Mark Maxwell .....	2002
Tommy Crosby .....	2003
Justin Davis .....	2003
Mark Maxwell .....	2004
Kyle Gunn .....	2005
Kory Johns .....	2006
Michael Crabtree .....	2007
Ryan Majewski .....	2008



**2015 SOUTHLAND CONFERENCE TOURNAMENT CHAMPIONS**

PLAYER	YEARS AT HBU	PROFESSIONAL TEAM (if available)
Chad Blessing	1996	Chicago Cubs (24th Round)
Stefen Breeding	1995	
Reagan Buckley	1996-97	
Gerald Bueno	2002-03	
Robbie Buller	2009-11	Arizona Diamondbacks (35th Round)
Diego Castillo	2006-07	Guatemala
Danny Cataline	1998-2001	
Russell Chandler	1998-99	
Brandon Curtis	1994-97	
Leo Delgado	2008-09	Mexico
Tyler Depreta-Johnson	2017-18	Texas Rangers (35th Round)
David Dorner	1999-2000	Tampa Bay Rays
Trevor Enders	1994-96	Tampa Bay Rays*
Keith Ferguson	2003	Cincinnati Reds
Aaron Garrison	2004-05	Cincinnati Reds
Jimmy Goodie	1992-95	Cincinnati Reds
Joey Gregory	2002-03	
Michael Hanks	1999-2002	
Jordan Hook	2006-08	
Joseph Kantz	2000-03	
Jesse Kerr	1993-94	Pittsburgh Pirates
Rodrigo Miralles	2001-02	
Johnathon Moore	2009-10	Texas Rangers (45th Round)
Zach Nehrir	2014-15	Arizona Diamondbacks (16th Round)
Stephen Nikonchik	2008-11	
Alan Ochsner	1998	
Richard Orange	2008	
Kipp Pridgeon	2004-05	Boston Red Sox
Walter Reese	1990-93	
Addison Russ	2016-17	Philadelphia Phillies (19th Round)
Sean Salinas	1997-2000	Cincinnati Reds
Galen Shea	1997	Detroit Tigers (19th Round)
Wes Smiley	2004-05	Cincinnati Reds
Kyle Smith	2002-03	Cincinnati Reds (18th Round)
Brian Steffek	2000	Los Angeles Dodgers (27th Round)
Ryan Thomas	1993-96	San Diego Padres (27th Round)
Jason Von Haefen	1997	
Samm Wiggins	2015	Tampa Bay Rays
Mike Wilson	1996	
Taylor Wright	2015	Arizona Diamondbacks

\*Played in Major Leagues



*Trevor Enders became the first Husky to appear in a Major League game in his debut with the Tampa Bay Devil Rays on Sept. 2, 2000.*

# LETTERWINNERS

◆A◆

Ackerman, Craig	1994
Adame, Asai	2011, 12
Adams, Tim	1968
Ahrens, Steve	2002, 03, 04, 05
Alam, Jeremiah	2008
Albright, Jody	1990
Alvarez, Andrew	2015, 16
Alvarez, Uriel	2003, 04
Ankeman, Dennis	1965
Arnst, Kolby	2009, 10, 11, 12

◆B◆

Bailey, Rick	1966
Babineaux, Jim	1970
Bacak, Ryan	2011
Baimbridge, Larry	1990
Bargas, Ryan	2006, 07, 08, 09
Barta, Tim	1998, 99, 00, 01
Bartlett, Judson	2012, 13
Barzilla, Kenny	1990
Bass, A.J.	1991, 92, 93
Bass, Chris	1994, 95, 96
Bass, Jack	2002
Batten, Brady	2018
Bazan, Aaron	2008
Beauchamp, J.W.	2007, 08, 09
Beasley, Andrew	2009
Belin, Jason	1999
Bell, Bucky	1964
Bellard, Blaise	2000, 01
Bennett, Anthony	1994, 96
Bertrand, Paul	1995
Biggs, Chris	1990, 91
Blessing, Chad	1996
Bloodworth, David	2014, 15, 16
Board, Michael	2001
Bonds, Charlie	1964
Bone, Tim	1991, 92
Bonham, Terry	1964
Boone, Larry	1965
Boone, Lenny	1965, 66, 67
Boone, Sam	1969
Bowser, Craig	2002, 03
Brabham, Jeff	1990
Breaux, James	1991, 92, 93, 94
Breeding, Stefen	1995
Brintz, Brandon	2016, 17
Brown, Bradley	2012, 13, 14
Brown, Shawn	1990, 91, 92, 93
Brunson, Keith	2006, 07, 08, 09
Bryant, Michael	2006
Buchanek, Allen	1964
Buck, Grant	2018
Buckley, Reagan	1996, 97
Bueno, Gerald	2002, 03
Buller, Robbie	2009, 10, 11
Burford, Scott	1997
Burkhardt, Jason	1992
Busby, Mike	2003

◆C◆

Caballero, Lupe	2002, 04
Cannon, Russel	2003, 04
Carter, Derek	2000
Carter, Zach	2016, 17, 18
Casey, Lance	2002, 03, 04, 05
Castillo, Diego	2006, 07
Castillo, Gianni	2017
Cataline, Danny	1998, 99, 00, 01
Cegielski, Craig	1993, 94
Chaloupka, Dennis	1966, 67
Chamberlain, Mike	2013, 14
Chandler, Russell	1998, 99
Cipra, Bo	2008

Clarabut, Garlen	1966, 67, 68, 69
Clark, Tyler	2018
Clarke, James	1966, 67
Clay, Thomas	2014, 15
Clements, Luke	2011, 13
Clemons, Kelly	1990, 91, 92
Cochran, Jeff	1996, 97
Cokinos, Christian	2013, 14, 15
Colapret, Jerry	1969, 70
Coleman, Bryan	2001, 02
Collier, Clay	2007
Collier, David	1964
Cook, Chris	2000, 01
Copeland, Cameron	2017, 18
Copes, Scott	1994, 95
Copes, Stephen	1996
Coram, Ben	2010
Couvillon, Jared	2000
Crabtree, Michael	2006, 07
Crocker, O'Neal	1968
Crosby, Tommy	2001, 03
Cruickshank, Scott	2005, 06
Cruz, Arthur	1994
Cuellar, Logan	2002
Curtis, Brandon	1994, 95, 96, 97
Curtis, Jason	1992, 93, 94, 95

◆D◆

Davis, Johnny	1967, 70
Davis, Justin	2002, 03, 04
Degenhart, Ted	1992
Delgado, Leo	2008, 09
DeLosSantos, Israel	1996, 97
Dement, Ted	1965
Denbow, Michael	2002
Depreta-Johnson, Tyler	2017, 18
Dickerson, Kyle	2011
Doerr, Blake	2010, 12
Dorner, David	1999, 00
Ducoff, Jonathan	2018

◆E◆

Eige, J.	1965
Elicerio, Eli	2006, 07
Ellis, Pat	1966, 67, 68
Enders, Trevor	1994, 95, 96
Endsley, Daniel	2017, 18
Ermis, Larry	1966, 67, 68
Escamilla, Tony	1994, 95
Espinosa, Greg	2015, 16

◆F◆

Fadal, Chris	1997, 98, 99, 00
Farmer, Glyen	1996
Ferguson, Keith	2003
Fentanés, A.J.	2004, 05, 06
Fewell, Chris	2005, 06
Finklea, Jamie	1991, 92, 93, 94
Fitzgerald, Jack	2017, 18
Flores, Robert	2002
Folloder, Clay	2005
Ford, Chris	2005, 06
Foster, Kevin	1991
Foust, Josh	2012, 13
Fowler, Randy	1966
Franze, Brian	2006, 07, 08, 09
Franzman, Taylor	2018
Friery, Wayne	1964, 65
Fuquay, Travis	2009

◆G◆

Gaines, Tristan	2009
Ganz, John	1993, 94, 95
Gauthier, Ryan	2001

Garcia, Zac	2015, 16
Garey, John	2008, 09
Garrison, Aaron	2004, 05
Garza, Chris	2014, 15
Gibbs, Kevin	2002
Gil, Renie	2001
Gillespie, John	1964, 65, 66, 67
Glover, Dale	1966
Goerner, Britt	1997
Golden, Doug	1998, 99, 00, 01
Golden, Johnny	1997
Gonzales, Josh	2010
Gonzalez, Efrain	2006
Gonzalez, Jake	2010, 11, 12, 13
Goodie, Jimmy	1992, 93, 94, 95
Gossett, Greg	2007, 08
Graff, Aaron	1996
Granere, Sean	1996, 97
Griego, Julian	2016
Green, Jeremy	2002, 03
Gregory, Joey	2002, 03
Grota, Jim	1970
Gunn, Kyle	2004, 05

◆H◆

Hail, Corey	2009, 10, 11, 12
Hajdik, Kobie	2011, 12, 13, 14
Halloran, Spencer	2017, 18
Hamilton, Brian	1991
Hammerly, Brandon	2013, 14, 15
Hanks, Michael	1999, 00, 01, 02
Hansen, Don	1966
Harbin, Matt	1999
Harding, Matt	2013, 14, 15, 16
Harman, Dennis	1990
Harmon, Cody	2007
Harris, Todd	1990, 91, 92
Harrison, Keith	1994, 95
Haas, Dustin	2001
Hawker, William	1990
Headley, Matthew	2007, 08
Hebert, Chad	2007, 08
Hebert, Jordan	2013, 14
Heck, Matt	2017, 18
Hendrix, Terry	1992
Henry, Danny	2004, 05
Hernandez, Chase	2010, 11
Hernandez, Michael	2012, 13, 14, 15
Herrington, Stacy	1965
Herron, Marshall	2017, 18
Hetzler, Collin	2011, 12
Hill, Chris	1998, 99
Hinson, Paul	1998, 99
Hodge, Johnathan	2013
Hoelscher, Tyler	2012, 13, 15
Holladay, Taylor	2000
Holland, Chad	1995, 96
Hollaway, Matt	2000, 01, 02, 03
Holmes, Kendrick	2016, 17
Holmquist, Michael	2001, 03
Homan, Nick	2007, 08, 09
Honza, Mike	1990, 91
Hook, Jordan	2006, 07, 08
Horn, Gary	2003, 04
Huerta, Edgar	1992, 93
Hughes, Eric	1990, 91

◆J◆

Jackson, Josh	2006, 08
Jakubik, JT	2016, 17
Janes, Stephen	1991
Jarvis, CJ	2013, 14
Jensen, Tommy	2002

Jobe, Jesse .....2002  
 Johns, Kory .....2006, 07  
 Johnson, Vernon .....1990, 91  
 Jones, Anthony .....2018  
 Jones, Carey .....2015, 16, 17, 18  
 Jones, Curtis .....2012, 13, 14, 15  
 Jordan, Blain .....1993, 94, 95  
 Joulihan, John .....1970

## ♦K♦

Kalina, Tanner .....2011, 12  
 Kantz, Joseph .....2000, 01, 02, 03  
 Keefover, David .....1992  
 Keeling, Kent .....2017, 18  
 Kennell, Ross .....2012, 13, 14, 15  
 Kerr, Jesse .....1993, 94  
 Killion, Jason .....1991  
 Kittrell, Joe .....1990, 91, 92, 93  
 Koenig, Brad .....2002, 03

## ♦L♦

Layne, Harold .....1993, 95  
 Leonhardt, Josh .....2015, 16  
 LeLaurin, Matt .....2001, 02, 03  
 Lewis, Lance .....2001  
 Lively, Lorin .....1967  
 Loeffler, Christian .....2007, 08  
 Long, Jason .....1995  
 Lopez, Ramon .....2005, 06  
 Lower, Ryan .....2012, 13, 14  
 Lozano, T.C. ....1990, 91, 92, 93  
 Luna, Tanner .....2017, 18

## ♦M♦

Marshall, Cody .....2017  
 Martinez, Jacob .....2016  
 Martinez, Josh .....2012, 13, 14, 15  
 Majewski, Ryan .....2007, 08  
 Mark, David .....2008, 09  
 McCarty, Tyler .....2010, 11  
 McClellan, Hunter .....2018  
 McCollough, Matthew .....2013, 14, 15, 16, 18  
 McCormick, Kenny .....1966, 67, 68, 69  
 McCoy, Jordan .....2013, 14  
 McDonald, Evan .....2017  
 McKee, Don .....1966  
 McKinnis, Mike .....1990, 91  
 McLemore, Sean .....2008  
 McManus, Kinkaid .....1990  
 Mahood, Ronald .....1968, 69, 70  
 Maldonado, T.J. ....1998, 99, 00, 01  
 Marlatt, Mike .....1969, 70  
 Maxwell, Mark .....2002, 04  
 Melendez, George .....1997  
 Miller, Matt .....2003, 04  
 Miralles, Rodrigo .....2001, 02  
 Miskell, Billy .....2004, 05, 06  
 Monsour, Justin .....2015, 16  
 Moon, Jared .....1993, 94, 95  
 Moore, Johnathon .....2009, 10  
 Moore, Ronnie .....1966, 67, 68, 69  
 Moore, Scott .....2010, 11, 13  
 Morones, Brandon .....2015, 16  
 Murphy, Michael .....1992  
 Murphy, Wes .....2000

## ♦N♦

Narvaez, Hector .....1997, 98  
 Neagli, Robert .....2004, 05  
 Nehrir, Zach .....2014, 15  
 Newton, JT .....2017, 18  
 Nikonchik, Stephen .....2008, 09, 10, 11  
 Norwood, Robert .....1968, 69, 70

## ♦O♦

Ochsner, Alan .....1998  
 O'Neal, Jim .....1969, 70  
 O'Neal, Jim .....1990  
 Orange, Richard .....2008  
 Otten, Zane .....2016, 17

## ♦P♦

Palazzolo, Tony .....2002  
 Panfilli, Archie .....2004, 05  
 Papa, Tim .....2005, 06  
 Parker, Mike .....1970  
 Parker, Reid .....2003  
 Parrish, Kirk .....1995, 96  
 Penry, Patrick .....2002  
 Payetta, Louie .....2015, 16  
 Perez, Jose Luis .....2008, 09  
 Pfuntner, David .....2011, 12  
 Pickett, Jason .....2002, 03, 04, 05  
 Picos, Andrew .....2007, 08, 09  
 Pinkman, John .....1968  
 Pitcock, Sam .....1969  
 Prester, Paul .....2010  
 Pridgeon, Kipp .....2004, 05  
 Prigmore, Jay .....2006, 07  
 Pulcheon, Jake .....2017, 18

## ♦R♦

Rainey, Trevor .....2009, 10  
 Ramirez, Bobby .....1991, 92, 94  
 Reese, Jay .....2009, 10  
 Reese, Walter .....1990, 91, 92, 93  
 Reilly, Derek .....2018  
 Revels, Brian .....2007, 08, 09  
 Ridley, Bill .....1967  
 Rod, Scott .....1993  
 Romero, Brant .....1994  
 Rowland, Steven .....2018  
 Russ, Addison .....2016, 17  
 Ryan, Chris .....1993, 94, 95

## ♦S♦

Saenz, Austin .....2014, 15  
 Saenz, Romeo .....1990  
 Sales, Byron .....1968  
 Sales, Chris .....1966, 67, 68  
 Salinas, Sean .....1997, 98, 99, 00  
 Seipel, John Paul .....2011  
 Schafer, Dalton .....2010, 11, 12  
 Scheffman, Brian .....1998, 99, 00, 01  
 Schmidt, Matt .....1997  
 Schiefen, Zac .....2005, 06, 08, 09  
 Schiro, Eric .....2007, 08, 09  
 Schmaltz, Ty .....1966, 67, 68, 69  
 Schraeder, Mike .....1999, 00  
 Schulle, Michael .....2010, 12  
 Schwertner, Nathan .....2013, 14  
 Schulz, Gary .....2001  
 Scott, Hunter .....2009  
 Scott, Jake .....2018  
 Scott, Kevin .....1996, 97  
 Self, Dan .....1997  
 Sellers, J.D. ....1995, 96, 97  
 Shaver, Bryan .....1994, 95  
 Shea, Galen .....1997  
 Sheffman, Brian .....2001  
 Silvas, Eric .....1994, 95  
 Simon, Elijah .....2017, 18  
 Simon, Jeremy .....2018  
 Skillern, Joel .....1990, 91, 92, 93  
 Smart, Weston .....2017, 18  
 Smiley, Wes .....2004, 05  
 Smith, Chris .....2005  
 Smith, Derek .....2009, 10  
 Smith, Ivan .....2014, 15, 16, 17

Smith, Kyle .....2002, 03  
 Smith, Leslie .....1964  
 Smith, Robert .....1970  
 Smith, Weston .....2007  
 Sprayberry, Lonnie .....1968  
 Starkey, Andy .....1997  
 Steffek, Brian .....2000  
 Steffek, Shane .....2000  
 Storey, Jamie .....2010, 11  
 Suffron, Jeff .....1994, 95, 96, 97  
 Syfert, Justin .....2000, 01  
 Syfert, Travis .....2001

## ♦T♦

Taccolini, Andrew .....2006, 07, 08, 09  
 Tanner, Shannon .....1997  
 Tackett, Sean .....1998, 99  
 Thames, Christian .....2016, 17  
 Thigpen, Matt .....1991  
 Thomas, Blake .....2016, 17  
 Thomas, Ryan .....1993, 94, 95, 96  
 Thompson, Rusty .....1996  
 Thurwalker, Rico .....1991  
 Toal, Brody .....2015, 16  
 Tucker, Jim .....2000  
 Turner, Chris .....1999  
 Temperelli, J.P. ....2006  
 Tully, Garrett .....2011, 12, 13

## ♦V♦

Valcoviak, Chad .....2012, 14, 15  
 Van Marter, Joe .....2016, 17  
 Varnes, Bob .....1969, 70  
 Vass, Perry .....1967  
 Vaughn, Clayton .....2014, 15  
 Venable, Tristan .....2001, 02  
 Villarreal, Gabe .....1994  
 Virgadamo, Scott .....1991  
 Voller, Erik .....2018  
 Von Haefen, Jason .....1997

## ♦W♦

Waid, Bobby .....2014, 15  
 Wallace, Craig .....1998, 99  
 Warren, Beau .....2008, 09, 10, 11  
 Warren, Matt .....2010, 11, 12, 13  
 Watson, Shawn .....1991  
 Weible, Matthew .....2006, 07  
 Weiskopf, James .....1965, 66, 67  
 Westmoreland, Joe .....1966, 67, 68  
 White, Sam .....1969, 70  
 Whitehead, Jay .....1990, 91, 92  
 Wick, Weston .....2015, 16, 17  
 Wiggins, Samm .....2012, 13, 14, 15  
 Wilhite, Chris .....2000  
 Willetts, Pete .....1999, 00  
 Williams, Clarence .....1966  
 Wilson, Mike .....1996  
 Winborn, Kelly .....1991, 92, 93, 94  
 Wingo, David .....1964  
 Wood, Derek .....1994, 95  
 Woodard, Allen .....1969, 70  
 Woodard, Les .....1965  
 Wright, Taylor .....2014, 15  
 Wyeth, Logan .....2007, 08, 09

## ♦Y♦

Yow, Sonny .....1970  
 Yelovich, Dane .....2006

## ♦Z♦

Zaragoza, Ray .....1967, 68  
 Zarosky, Dylan .....2013, 14, 15  
 Zikeli, Cameron "Zeke" .....2009, 10  
 Zillweger, Austin .....2016, 17

## SOUTHLAND CONFERENCE



### #SouthlandStrong

Well into its sixth decade of service, the Southland Conference continues to be a model of innovation, stability and consistent achievement as it celebrates the academic and athletic accomplishments of its member institutions and approximately 4,200 student-athletes.

Having commemorated its 50th anniversary in 2013, the Southland Conference has transformed itself into a dynamic and respected consortium of 13 member universities in three states. Beginning with a historic meeting of five institutions in Dallas on March 15, 1963, the Southland Conference set on an extraordinary course that has proven successful well into the 21st Century.

The successful transformation continued as the Southland Conference welcomed four additional members in 2013: Abilene Christian University, Houston Baptist University, the University of Incarnate Word in San Antonio, and the University of New Orleans.

In addition to its newest members, the Southland also consists of the University of Central Arkansas, Lamar University, McNeese State University, Nicholls State University, Northwestern State University, Sam Houston State University, Southeastern Louisiana University, Stephen F. Austin State University and Texas A&M University-Corpus Christi.

All told, the membership of the Southland encompasses nearly 140,000 current students and an alumni base of nearly 800,000.

The Southland sponsors 17 full championship sports, all at the NCAA Division I level. The eight men's sports include baseball, basketball, cross country, football, golf, tennis, and indoor and outdoor track and field. The women compete for nine championships in basketball, cross country, golf, soccer, softball, tennis, indoor and outdoor track and field, and volleyball. The conference earns automatic qualification to NCAA championships in baseball, men's and women's basketball, men's and women's cross country, football, men's and women's golf, women's soccer, softball, men's and women's tennis, and volleyball. The Southland Bowling League, an affiliated Conference sport, origi-

nated in 2015, and four of its members filled out half of the eight-team NCAA Championship bracket, with Stephen F. Austin winning the national championship in 2016.

Baseball has emerged as a constant Southland Conference strength with the league earning numerous national rankings and NCAA tournament berths. The Southland consistently ranks among the top-10 conferences in the country. In 2011, 50 of the league's 150 non-conference victories came against the Big 12, Conference USA, Sun Belt and SEC. Major Leaguers such as Wade Miley, Paul Goldschmidt, Jace Peterson, Hunter Pence, Ben Sheets, Micah Hoffpauir, David Segui, Brian Lawrence, Ben Broussard, Chuck Finley, Jerald Clark, and Terry Matthews once played in the Southland.

In 2012, Southeastern Louisiana's Stefan Lopez became the league's second winner of the national Stopper of the Year Award, which is selected by the National Collegiate Baseball Writers. Sam Houston State's Luke Prihoda won the award in 2007. Only the Big 12 has had more players win this award.

The Southland also fares well each year in the Major League Draft, and for the first time, two Southland players were selected in the first round of the 2013 draft. Stephen F. Austin shortstop Hunter Dozier was picked eighth by the Kansas City Royals making the Southland player and hitter of the year the league's top draft pick in any sport. Later in the first round, the Texas Rangers selected Oral Roberts right-handed pitcher Alex Gonzalez, Southland pitcher of the year, with the 23rd overall pick. The Southland has had eight first-round picks in its history.

In 2018, HBU shortstop Tyler Depreta-Johnson became the league's first recipient of the prestigious ABCA/Rawlings Gold Glove Awards.