



HAWAII vs CALIFORNIA

DECEMBER 24TH, 2025



HAWAII

2025 FOOTBALL GAME NOTES



GAME #13 - CALIFORNIA

GAME STORYLINES

- ▶ UH earned its 11th Sheraton Hawai'i Bowl bid but are appearing in the game for the 10th time. Hawai'i pulled out of the 2021 game due to COVID issues within the program.
- ▶ UH holds a 5-4 all-time record in the Sheraton Hawai'i Bowl. Most recently, Hawai'i captured the 2019 title with a win over BYU. UH also has titles in 2003, '04, '06, and '16.
- ▶ The Sheraton Hawai'i Bowl is UH's 15th all-time bowl appearance (does not include cancelled 2021 Hawai'i Bowl) with an 8-6 all-time bowl record. It also marks UH's 12th bowl game in its home state. The Warriors are 6-5 in those games, which includes the 1989 Jeep Eagle Aloha Bowl (L, Michigan St.) and 1999 Jeep O'ahu Bowl (W, Oregon St.).
- ▶ UH is seeking its third straight bowl win, which would tie a program record (2003-06). Its last two wins were against Houston (2020 New Mexico Bowl) and BYU (2019 Hawai'i Bowl).
- ▶ In the 22-year history of the Sheraton Hawai'i Bowl, UH has the most appearances (10) – 2002, '03, '04, '06, '08, '10, '16, '18, '19 and '25 – and the most championships (5).
- ▶ UH and Cal will meet for the sixth time with the Golden Bears holding a 3-2 advantage. The teams last met in the 2016 season opener in Sydney, Australia with Cal winning 51-31.
- ▶ UH is playing its second ACC opponent this season. Hawai'i opened the season with a 23-20 win over Stanford, which was previously its first meeting versus an ACC opponent.
- ▶ UH finished the regular season with an 8-4 record and tied for fifth place in the Mountain West with a 5-3 league mark. Its eight wins are the highest win total since 2019 and most in a single-season under fourth-year head coach **Timmy Chang**.
- ▶ Chang and Cal interim head coach Nick Rolovich were teammates at UH during the 2000 and '01 seasons. Chang had a program-record 50 career starts from 2000-04 while Rolovich made 12 starts from 2000-01.
- ▶ Chang competed in the Hawai'i Bowl three times during his playing career and was the game's Most Outstanding Player in 2003 and '04. In 2003, he threw for 475 yards and five TDs in a triple OT 54-48 win over Houston. The following year, he amassed 405 yards and four TDs in a 59-40 win over UAB, capping a decorated career in which he was the NCAA's all-time passing leader.
- ▶ Rolovich, a former UH head coach from 2016-19, guided the Golden Bears to a 38-35 win over SMU in the regular season finale. The Bears, who are seeking their first eight-win season since 2019, tied for seventh in the ACC standings.
- ▶ Rolovich led UH to three Hawai'i Bowl appearances in four years as head coach with wins over Middle Tennessee in 2016 and BYU in 2019. This year marks his fourth Hawai'i Bowl appearance as head coach which is second only to June Jones' six (4 with UH and 2 with SMU).
- ▶ The game features two starting QBs from west O'ahu – UH's **Micah Alejado**, who grew up in 'Ewa Beach and attended Saint Louis School before moving to Las Vegas in the 8th grade and Cal's Jaron-Keawe Sagapolutele, who also grew up in 'Ewa Beach and prepped at Campbell High.

GAME INFO

WHAT: 22nd Sheraton Hawai'i Bowl
WHO: Hawai'i (8-4) vs. California (7-5)
WHEN: Wednesday, Dec. 24, 2025
TIME: 3:00 p.m. HT
WHERE: Honolulu, O'ahu
STADIUM: Clarence T.C. Ching Complex (15,194)
TELEVISION: ESPN. Chris Cotter (play-by-play), Max Browne (analyst) and Harry Lyles Jr. (sidelines).
Streaming: ESPN.com/watch
RADIO: ESPN Honolulu (1420AM/92.7FM). John Veneri (play-by-play) and Mark Veneri (analyst).
Streaming: ESPNHonolulu.com & Sideline Hawaii app
LIVE STATS: TheHawaiiBowl.com
HEAD COACHES:
 Hawai'i: Timmy Chang (21-29, 4th season)
 Cal: Nick Rolovich, *interim* (1-0)
SERIES HISTORY:
 All-Time Record: CAL leads 3-2
 In Honolulu: CAL leads 2-1
 In Berkeley: UH leads 1-0
 Neutral: CAL leads 1-0
 Last Meeting: CAL, 51-31, Aug. 26, 2016 (Sydney, Australia)



BY THE NUMBERS

9 Combined previous appearances in the Hawai'i Bowl by UH's Timmy Chang and Cal's Nick Rolovich. Chang has four appearances (3 player, 1 GA) and Rolovich has five (2 asst., 3 HC).

11 Hawai'i has played in 11 bowl games in its home state with a 6-5 record (5-4 in Hawai'i Bowl, 1-0 in O'ahu Bowl, 0-1 in Aloha Bowl).

1,004 Total yards Timmy Chang threw for in three Hawai'i Bowl appearances while earning MVP honors twice (2003 and '04).

2025 RAINBOW WARRIOR SCHEDULE

| Date | Opponent (AP/Coaches) | Result/Time | TV | Series | Notes |
|-----------------------------|----------------------------|-------------|---------------------------|---------------|---|
| Aug. 23 | STANFORD | W, 23-20 | CBS | STAN, 4-1 | Matsuzawa 38-yd GW field goal w/0:00, 37-yd FG w/2:01 tied score at 20-20 |
| Aug. 30 | at Arizona | L, 6-40 | TNT | ARIZ, 6-1 | UH trailed 17-6 at halftime, shutout in the second half |
| Sept. 6 | SAM HOUSTON | W, 37-20 | Spectrum Sports/SportsNet | Tied, 1-1 | Weaver 294 yds pass, 3 TDs, 320 yds of total off. in first career start at UH |
| Sept. 13 | PORTLAND STATE (HC) | W, 23-3 | Spectrum Sports/SportsNet | UH, 6-1 | Held opponent w/o a TD for first time since 2019; 24th straight win vs. FCS |
| Sept. 20 | FRESNO STATE* | L, 21-23 | Spectrum Sports/SportsNet | FS, 31-25-1 | UH failed 2-pt conversion w/0:10 left to tie; final game as conference foes |
| Sept. 27 | at Air Force* | W, 44-35 | FS1 | AFA, 14-9-1 | UH retains Kuter Trophy; Alejado 457 yds pass., most points scored in Chang era |
| Oct. 11 | UTAH STATE* | W, 44-26 | Spectrum Sports/SportsNet | USU, 13-7 | UH snapped 8-gm losing streak to USU; Alejado 413 pass yds, 4 total TDs |
| Oct. 18 | at Colorado State* | W, 31-19 | Spectrum Sports/SportsNet | CSU, 16-13 | UH became bowl eligible w/win; Matsuzawa breaks consec. FGM streak (21) |
| Nov. 1 | at San Jose State* | L, 38-45 | CBS Sports Network | SJSU, 24-22-1 | 5th straight loss to SJSU; Alejado 367 yds, 3 TDs, Harris 134 yds, 2 TDs |
| Nov. 8 | SAN DIEGO STATE* | W, 38-6 | Spectrum Sports/SportsNet | SDSU, 26-12-2 | UH led 24-6 at half; Harris 130 rec. yds, 3 TDs; defense forced 4 turnovers |
| Nov. 21 | at UNLV* | L, 10-38 | FS1 | UH, 19-16 | Rebels score 35 of game's final 38 points; UH held to 163 yds. passing |
| Nov. 29 | WYOMING* | W, 27-7 | Spectrum Sports/SportsNet | WYO, 17-12 | UH reclaims Paniolo Trophy; defense allows 256 yds of offense, 0 points |
| SHERATON HAWAII BOWL | | | | | |
| Dec. 24 | CALIFORNIA* | 3:00 p.m. | ESPN | CAL, 3-2 | UH's 11th Hawai'i Bowl; First meeting vs. Cal since 2016 |

BOLD CAPS = Home games played at Clarence T.C. Ching Athletics Complex All times local to site * = Mountain West games

THE TOKYO TOE



NUMBERS TO KNOW

- 25** Tied for the FBS lead with **25 made field goals** on 26 attempts. He is also a perfect 37-for-37 on PATs.
- Has at least one **made field goal in all 12 games** this season, including five games with 3+ field goals.
- 12**
- Tied for 10th in FBS with **112 total points** among all players and also ranks 8th in points per game (9.3).
- Leads all FBS kickers with a **.962 field goal percentage** (25-of-26).
- .962**
- 1** UH's **first consensus All-American** and the only player to be named to 12 different All-America teams.

HAWAIIATHLETICS.COM/TOKYOTOE

THE BEST STORY IN COLLEGE FOOTBALL

- ▶ Has captivated the sports world ever since hitting the game winning field goal as time expired vs. Stanford in Week 0.
- ▶ Began kicking at age 20 after attending an NFL game between the LA Rams and Oakland Raiders. He decided to pursue a career kicking and taught himself to kick using YouTube.
- ▶ Kicked for two seasons at Hocking College in Ohio while learning to speak English, eventually ending up at Hawai'i prior to the 2023 season.
- ▶ His journey to becoming UH's starting kicker has gone viral, including interviews with a number of major national outlets.

Major outlets that have featured Matsuzawa

| | |
|-------------------|---------------------|
| The Athletic | The Seattle Times |
| CNN | Sporting News |
| ESPN SportsCenter | The Japan Times |
| NBC Nightly News | Wall Street Journal |

RECORD BREAKER

- ▶ Tied the FBS record with 25 consecutive made field goals to start a season with Washington's Chuck Nelson, who set the mark in 1982. The pair made their first 25 before their only miss.
- ▶ Set a UH record for consecutive field goals made with 26, breaking the previous mark of 20 by Jason Elam during the 1989 season.
- ▶ His 25 field goals this season set a new single-season record, breaking Richard Spelman's previous mark of 21 in 1984.
- ▶ His career field goal percentage of .881 (37-42) ranks No. 1 in program history. The current mark is .790 by Elam (79-100 from 1988-92).
- ▶ Had a streak of seven straight games with multiple attempts and zero misses which was the longest in Mountain West history and tied for the longest such streak over the last 30 seasons.

OTHER RECORDS WITHIN REACH

- ▶ The **Mountain West record for field goals made in a season is 29** by New Mexico's John Sullivan in 2007. (**Matsuzawa has made 25**)
- ▶ The **FBS record for most times with 3+ field goals in a game is 6** accomplished four times, most recently by Syracuse's Andre Szymt in 2018. (**Matsuzawa has 5**)
- ▶ The **FBS record for highest percentage of field goals made of 40+ yards in a single-season is .933** by BYU's Matt Payne in 2004 (14-of-15). (**Matsuzawa is at 1.000, 11-of-11**)

KANSEI THE KICKER

- ▶ Made a number of clutch kicks for the Rainbow Warriors, connecting on three field goals as time has expired in a half this season.
- ▶ In addition to his game-winner vs. Stanford, he made a fire-drill field goal to end the first half at Arizona and was true on a field goal to end the first half vs. Sam Houston a week later.
- ▶ Extended his career-long field goal four times this season. Heading into the year, his long was 41 yards, but has hit from 43, 44, 47, and 52 yards, the latter of which vs. Fresno State.

THE PRIDE OF JAPAN

- ▶ Home black jersey features his last name written in kanji on the back.
- ▶ Hails from the Tokyo area of Japan, hence the nickname "Tokyo Toe," which long snapper **Jack Mowrey** helped to coin.
- ▶ Named a game captain vs. Sam Houston, Fresno State, Colorado State, and Wyoming.
- ▶ His No. 17 shirzee has flown off the shelves at the UH bookstore, with fans able to purchase the shirzee in both black or white with Matsuzawa written in kanji on the back.

CONSENSUS ALL-AMERICAN

- ▶ UH's first consensus All-American after being named to the first team by the Associated Press, AFCA, and Walter Camp Foundation. (*Any player who is named to the first team by at least three of the official selectors is recognized as being a consensus All-American*)
- ▶ Became the first UH player named to the Walter Camp first team and second Rainbow Warrior to earn first-team honors by the AFCA and AP.

ALL-AMERICA TEAMS

| | |
|-------------------|-----------------------|
| First Team | Second Team |
| AFCA* | The Sporting News* |
| Associated Press* | FWAA* |
| Walter Camp* | The Athletic |
| CBS Sports | Sports Illustrated |
| PFSN | Sports Info Solutions |
| | USA Today |
| | On3 |

* recognized by NCAA

LOU GROZA AWARD FINALIST

- ▶ Finished runner-up in voting for the Lou Groza Award, given to the nation's top placekicker. The award went to Oklahoma's Tate Sandell.
- ▶ One of three finalists for the award and the first UH finalist since Jason Elam in 1992.

OTHER HONORS & AWARDS

- ▶ **MW Special Teams Player of the Year**
- ▶ **Midseason All-America Teams**
Associated Press, Athlon, CBS Sports, Pro Football Focus, Sports Illustrated, Sporting News, The Athletic
- ▶ **Lou Groza Award Stars of the Week** (Wk 0/1)
- ▶ **MW Special Teams Player of the Week** (Wk 0, Wk 3, Wk 5, Wk 7)
- ▶ **Special Teams MVP** (Team Award)

MATSUZAWA'S CAREER FBS STATS

| Year | FGM-FGA | Pct. | 120 | 20-29 | 30-39 | 40-49 | 50+ | Long | XP-XPA | Pct. |
|--------------|--------------|-------------|--------------|-------------|--------------|--------------|------------|-----------|--------------|--------------|
| 2023 | | | DID NOT PLAY | | | | | | | |
| 2024 | 12-16 | .750 | 1-1 | 5-6 | 4-6 | 2-3 | 0-0 | 41 | 32-32 | 1.000 |
| 2025 | 25-26 | .962 | 1-1 | 4-4 | 9-10 | 10-10 | 1-1 | 52 | 37-37 | 1.000 |
| TOTAL | 37-42 | .881 | 2-2 | 9-10 | 13-16 | 12-13 | 1-1 | 52 | 69-69 | 1.000 |

MEDIA INFORMATION

MEDIA RELATIONS CONTACTS

Derek Inouchi, Media Relations Director

Office: (808) 956-4478 ▶ Cell: (808) 954-0234

E-mail: inouchi@hawaii.edu

Neal Iwamoto, Asst. Media Relations Director

Office: (808) 956-7506 ▶ Cell: (808) 375-6819

E-mail: niwamoto@hawaii.edu

INTERVIEW POLICY

Contact the UH Sports Media Relations Office to arrange player or coach interviews at least 24 hours in advance. Players and coaches will be available for interviews after practice on Tuesday and Wednesday. Every effort will be made to accommodate interview requests but players will not be asked to miss class, study hall, practices, or medical treatment.

MEDICAL POLICY

The UH Sports Media Relations Office abides by federal law pertaining to the releasing of injury information. We will not disseminate any information about a student-athletes' injury without written consent. The only information given to the media will be if a student-athlete is "probable," "questionable," or "doubtful" to play. However, the student-athlete may release information about his/her injury.

WE ARE THE "RAINBOW WARRIORS"

Hawaii's men's team nickname is the "Rainbow Warriors" while the women's teams are referred to as "Rainbow Wahine." The word "Wahine" (pronounced wah-HEE-nay) means woman in the Hawaiian language. The rainbow has been part of the nickname since 1923 and Warriors were first adopted in 1974.

WHAT'S AN 'OKINA?

What's that punctuation mark in the word Hawaii? In the Hawaiian language, it's called an 'okina, which translated literally in English means separator. Phonetically it is referred to as a glottal stop, similar to the sound that would be made in the English oh-oh. The 'okina is actually a letter in the Hawaiian language and typed out looks like a backwards, inverted apostrophe. The practice of the UH Sports Media Relations office is to use the 'okina in all Hawaiian words in which they occur.

POST-GAME PRESS CONFERENCE

Head coach Timmy Chang and select players will be available in a post-game press conference following the 10-minute cooling-off period in the Lecture Hall.

MEDIA CENTRAL

Links to game notes, rosters, statistics, head shots, press conferences and more.



GAME-BY-GAME BOWL HISTORY

| Season | Bowl | Location | Opponent (Conference) | Result |
|--------|---------------------|-------------------|-----------------------------|----------------|
| 1989 | Jeep Eagle Aloha | Honolulu, O'ahu | Michigan State (Big Ten) | L, 13-33 |
| 1992 | Thrifty Car Holiday | San Diego, Calif. | Illinois (Big Ten) | W, 27-17 |
| 1999 | Jeep O'ahu | Honolulu, O'ahu | Oregon State (Pac-10) | W, 23-17 |
| 2002 | ConAgra Hawai'i | Honolulu, O'ahu | Tulane (C-USA) | L, 28-37 |
| 2003 | Sheraton Hawai'i | Honolulu, O'ahu | Houston (C-USA) | W, 54-48 (3ot) |
| 2004 | Sheraton Hawai'i | Honolulu, O'ahu | UAB (C-USA) | W, 59-40 |
| 2006 | Sheraton Hawai'i | Honolulu, O'ahu | Arizona State (Pac-10) | W, 41-24 |
| 2007 | Allstate Sugar | New Orleans, La. | Georgia (SEC) | L, 10-41 |
| 2008 | Sheraton Hawai'i | Honolulu, O'ahu | Notre Dame (Ind.) | L, 21-49 |
| 2010 | Sheraton Hawai'i | Honolulu, O'ahu | Tulsa (C-USA) | L, 35-62 |
| 2016 | Hawai'i | Honolulu, O'ahu | Middle Tennessee (C-USA) | W, 52-35 |
| 2018 | SoFi Hawai'i | Honolulu, O'ahu | Louisiana Tech (C-USA) | L, 14-31 |
| 2019 | SoFi Hawai'i | Honolulu, O'ahu | Brigham Young (Ind.) | W, 38-34 |
| 2020 | New Mexico | Frisco, Texas | Houston (American Athletic) | W, 28-14 |
| 2021* | EasyPost Hawai'i | Honolulu, O'ahu | Memphis (American Athletic) | Cancelled |
| 2025 | Sheraton Hawai'i | Honolulu, O'ahu | California (Atlantic Coast) | |

15th Bowl Appearance**Bowl Record: 8-6 (.571)***** 2021 does not count in records**

SERIES vs. CALIFORNIA

- ▶ Cal leads the overall series 3-2, including a 2-1 advantage in Honolulu.
- ▶ The last meeting occurred in Sydney, Australia as the teams opened the 2016 college football season. In the first-ever collegiate football game in Sydney, Cal won 51-31.
- ▶ The teams first met in Honolulu on Jan. 1, 1935, when UH shutout Cal, 14-0, in the New Year's Classic. (later renamed the Poi Bowl in 1936 and the Pineapple Bowl in 1940)
- ▶ Cal won the two other meetings in Honolulu in 1968 (17-12) and 1993 (42-18).
- ▶ Hawai'i won the lone meeting in Berkeley, 21-7 in 1994.

LAST MEETING vs. CAL

**CAL 51, UH 31 — Aug. 26, 2016
ANZ Stadium; Sydney, Australia**

- ▶ The game marked the first collegiate football game played on foreign soil for UH.
- ▶ Cal scored 20 unanswered points to take a 34-14 lead at halftime.
- ▶ The game marked the head coaching debut for UH's Nick Rolovich.
- ▶ Cal out-gained UH, 630 to 482, including 441 yards passing by Davis Webb.
- ▶ UH rushed for 248 yards as a team, including 118 yards from **Diocemy Saint Juste**, who scored on a 53-yarder in the second quarter. He was one of three UH running backs to score with **Steven Lakalaka** and **Paul Harris** also finding the end zone.
- ▶ QB **Ikaika Woolsey**, starting for the second time in a UH season-opener, went 17-of-34 for 234 yards with one TD and one INT.
- ▶ The attendance for Sydney's first-ever collegiate football game was 61,247.

BOWL HISTORY

- ▶ Although UH is bowl eligible for the first time since 2019, the Warriors' last bowl invite was the 2021 EasyPost Hawai'i Bowl (UH earned an invitation due to insufficient bowl eligible teams; UH would later pull out of the game due to COVID issues within the program).
- ▶ UH has an 8-6 all-time bowl record in 14 appearances. (does not include cancelled 2021 Hawai'i Bowl)
- ▶ This year's Hawai'i Bowl appearance marks UH's 12th bowl game in its home state and 10th in the Hawai'i Bowl.
- ▶ UH has a 6-5 record in bowl games in the state of Hawai'i which also includes the 1989 Jeep Eagle Aloha Bowl (L, Michigan St.) and 1999 Jeep O'ahu Bowl (W, Oregon St.).
- ▶ In the 22-year history of the Sheraton Hawai'i Bowl, UH has the most appearances (10) — 2002, '03, '04, '06, '08, '10, '16, '18, '19 and '25 — and the most championships (5) — 2003, '04, '06, '16, and '19.
- ▶ The Hawai'i Bowl was created by ESPN in 2002 after the Warriors finished with a 9-3 record in 2001 with no bowl invitation

ALL-TIME vs. ACC

- ▶ UH played its first ACC opponent in this year's season-opener against Stanford, a 23-20 walk-off victory in Honolulu.
- ▶ The win marked UH's its first over a Power Conference team since 2019 when the Warriors defeated Arizona and Oregon State of the Pac-12 in consecutive weeks to open the season.
- ▶ The win over Stanford also snapped a nine-game losing streak to Power Conference teams and was Timmy Chang's first against an Autonomous Four team. He dropped his first six and is now 1-7 in his career.

2025 MW STANDINGS

| TEAM (AP/Coaches) | MW | Overall |
|-------------------|-----|---------|
| UNLV | 6-2 | 10-3 |
| New Mexico | 6-2 | 9-3 |
| San Diego State | 6-2 | 9-3 |
| Boise State | 6-2 | 9-5 |
| Fresno State | 5-3 | 8-4 |
| Hawai'i | 5-3 | 8-4 |
| Utah State | 4-4 | 6-6 |
| Air Force | 3-5 | 4-8 |
| Wyoming | 2-6 | 4-8 |
| Nevada | 2-6 | 3-9 |
| San José State | 2-6 | 3-9 |
| Colorado State | 1-7 | 2-10 |

INDIVIDUAL STATS & STREAKS

| 300+ yd. Pass Games | 2025 | Streak | Career |
|---------------------|------|--------|--------|
| Micah Alejado | 4 | - | 5 |

| 100+ yd. Rush Games | 2025 | Streak | Career |
|---------------------|------|--------|--------|
| Jackson Harris | 6 | 1 | 6 |
| Pofele Ashlock | 1 | - | 6 |
| Nick Cenacle | - | - | 2 |

| 100+ yd. Rec. Games | 2025 | Streak | Career |
|--------------------------|------|--------|--------|
| Peter Manuma | 1 | 1 | 4 |
| Jamih Otis | 1 | - | 3 |
| Kilinahe Mendiola-Jensen | 1 | - | 1 |
| Tariq Jones | - | - | 1 |
| Jalen Smith | - | - | 1 |

| 10+ Tackle Games | 2025 | Streak | Career |
|--------------------------|------|--------|--------|
| Peter Manuma | 1 | 1 | 4 |
| Jamih Otis | 1 | - | 3 |
| Kilinahe Mendiola-Jensen | 1 | - | 1 |
| Tariq Jones | - | - | 1 |
| Jalen Smith | - | - | 1 |

Consecutive Games With A Reception
13, Cam Barfield

CURRENT TEAM STREAKS

Overall Wins: 1

last loss: at UNLV (10-38), 11/21/25

Home Wins: 3

last loss: vs. Fresno State (21-23), 9/20/25

Road Losses: 2

last win: at Colorado State (19-31), 10/18/25

Conference Wins: 1

last loss: at UNLV (10-38), 11/21/25

Conference Home Wins: 3

last loss: vs. Fresno State (21-23), 9/20/25

Conference Road Losses: 2

last win: at Colorado State (19-31), 10/18/25

Non-Conference Home Wins: 4

last loss: vs. UCLA (13-16), 8/31/24

Non-Conference Road Losses: 7

last win: at New Mexico State (41-21), 9/25/21

TEAM NOTES

9-WIN SEASONS

- ▶ A win in the Sheraton Hawai'i Bowl would give UH a nine-win season for the first time since 2019 and the 16th in program history.
- ▶ As a player, HC **Timmy Chang** was a part of three nine-win seasons at UH (2001-03).

COACH OF THE YEAR

- ▶ HC **Timmy Chang** was selected as the AFCA Region 5 Coach of the Year becoming the first UH head coach to receive the award.
- ▶ Chang was one of five regional winners in FBS along with Georgia Tech's Brent Key, Vanderbilt's Clark Lea, Indiana's Curt Cignetti, and Texas Tech's Joey McGuire.

MOUNTAIN WEST'S BESTS

- ▶ UH placed a record 11 members on the All-Mountain West teams including Special Teams Player of the Year PK **Kansei Matsuzawa** and Freshman of the Year QB **Micah Alejado**.
- ▶ The 11 honorees tied the 2019 squad for most in Mountain West history.
- ▶ UH placed three on the first team – Matsuzawa, WR **Jackson Harris**, and DL **Jackie Johnson III** – and three on the second team – WR **Pofele Ashlock**, DL **De'Jon Benton**, and KR **Cam Barfield** while five others were honorable mention – Alejado, DB **Peter Manuma**, LB **Jamih Otis**, DB **Elijah Palmer**, and OL **Zhen Sotelo**.
- ▶ Alejado is UH's first Freshman of the Year honoree while Matsuzawa is the second Rainbow Warrior to be named Special Teams Player of the Year (Mike Edwards in 2012).

WEEKLY HONORS

- ▶ UH received 16 Mountain West player of the week awards this season – three offensive, two defensive, five special teams, and six freshmen – by far, the most in a single-season in program history. The previous mark was seven in 2021.
- ▶ QB **Micah Alejado** had the most awards with eight – two POW and six FOW – and has 10 in his career. PK **Kansei Matsuzawa** had four.

HAWAI'I IN THE MOUNTAIN WEST

- ▶ Hawai'i finished its 14th season in the Mountain West tied for fifth place with a 5-3 mark after being picked seventh in the preseason poll.
- ▶ UH posted its first winning season in conference play since 2019 and tied for its best mark along with the 2018 and '19 teams.
- ▶ UH's all-time Mountain West record is 39-72 (.351) – 23-34 (.404) at home and 16-38 (.296) on the road.

NATIONAL TELEVISION

- ▶ UH has made five national TV appearances this season with a 2-3 mark – **CBS** (W, Stanford), **TNT** (L, at Arizona), **FS1** (W, at Air Force and L, at UNLV), and **CBS Sports Network** (L, at San José State).
- ▶ UH made its first-ever appearance on TNT with its game at Arizona while its season-opener against Stanford marked the 10th all-time ap-

pearance on a network station (CBS) and second in the last two seasons.

- ▶ The win over Stanford snapped a 15-game losing streak on national TV dating back to 2021 while its win at Air Force ended a string of 14 straight losses in national TV road games.

TROPHY GAMES

- ▶ UH played all four of its rivalry trophy games this season – **Kuter Trophy** (at Air Force), **Dick Tomey Legacy Trophy** (at San José State), **Island Showdown Trophy** (at UNLV), and **Paniolo Trophy** (vs. Wyoming).
- ▶ Hawai'i retained possession of both the Kuter Trophy (def. Air Force, 44-35) and Paniolo Trophy (def. Wyoming, 27-7) but were unsuccessful in its attempt for the Dick Tomey Legacy Trophy (lost to SJSU, 45-38) and Island Showdown Trophy (lost to UNLV, 38-10).
- ▶ UH also played all four of its rivalry trophy games in 2023 for the first time in program history.

HOME AWAY FROM HOME

- ▶ The 2025 season marks UH's fifth home season at the temporary Clarence T.C. Ching Complex, which increased its capacity to 15,194 in 2023 after holding 9,000 in 2021-22.
- ▶ UH has a 21-13 (.618) all-time record at Ching, including 6-1 this season. Hawai'i went 4-2 in its inaugural season of 2021; finished 3-4 in 2022; and were 4-3 each of the past two seasons.
- ▶ Under head coach Timmy Chang, UH is 17-11 (.607) at home, including 9-7 in league games.
- ▶ UH is scheduled to move into the new Aloha Stadium in 2029. The old Aloha Stadium served as Hawai'i's home stadium for 46 years from 1975-2020 and where UH had an all-time record of 211-145-4.

WALKED IT OFF

- ▶ UH's season-opening walk-off win over Stanford marked UH's third walk-off victory at the Clarence T.C. Ching Complex since the 2023 season. All three wins occurred by field goals.
- ▶ In 2023, UH defeated both New Mexico State (20-17) and Colorado State (27-24) as time expired via field goals by Matt Shipley.

SCHEDULE NOTES

- ▶ Five of UH's opponents this season are playing in bowls games – Arizona (Holiday), Fresno State (Arizona), San Diego State (New Mexico), Utah State (Potato), and UNLV (Frisco).
- ▶ UH played a 12-game regular season schedule for the second consecutive year and third time since 2017 (not counting 2020 COVID season).
- ▶ UH improved to 5-4 all-time in Week 0 with its win over Stanford. Hawai'i is the only team to play in every Week 0 game since the rule was revived in 2016.
- ▶ UH has won its last 24 games against FCS opponents dating back to 2001 which includes this season's win over Portland State.
- ▶ UH won its Senior Night game for the eighth consecutive season and 13th of its last 14 dating back to 2012.

AWARDS & HONORS

ALL-AMERICA

Kansei Matsuzawa, PK

1st Team: Associated Press, AFCA, CBS Sports, Walter Camp

2nd Team: The Athletic, FWAA, Sports Illustrated, USA Today

Billy Gowers, P

1st Team: Pro Football Focus

ALL-MOUNTAIN WEST

Kansei Matsuzawa, PK, Sp. Teams Player of the Year

Micah Alejado, QB, Freshman of the Year

1st Team: Jackson Harris, WR; Jackie Johnson III, DL; Kansei Matsuzawa, PK

2nd Team: Pofele Ashlock, WR; De'Jon Benton, DL; Cam Barfield, KR

Hon. Mention: Micah Alejado, QB; Peter Manuma, DB; Jamih Otis, LB; Elijah Palmer, DB; Zhen Sotelo, OL

LOU GROZA AWARD FINALIST

Kansei Matsuzawa, PK

MIDSEASON ALL-AMERICA TEAMS

Kansei Matsuzawa, PK

Associated Press, Athlon, CBS Sports, Pro Football Focus, Sports Illustrated, Sporting News, The Athletic

Billy Gowers, P

Pro Football Focus

SHAUN ALEXANDER FRESHMAN OF THE YEAR AWARD SEMIFINALIST

Micah Alejado, QB

MOUNTAIN WEST PLAYERS OF THE WEEK

Micah Alejado, POW, 8/25, 9/29

Jackson Harris, POW, 11/10

Kilinahe Mendiola-Jensen, DPOW, 8/25

Jamih Otis, DPOW, 10/13

Kansei Matsuzawa, STPOW, 8/25, 9/15, 9/29, 10/13

Cam Barfield, STPOW, 11/10

Micah Alejado, FOW, 8/25, 9/29, 10/13, 10/20, 11/10, 12/1

LOU GROZA AWARD STARS OF THE WEEK

Kansei Matsuzawa, Week 0-1

DAVEY O'BRIEN GREAT 8

Micah Alejado, Week 5 & 11

RAY'S 8 (RAY GUY AWARD)

Billy Gowers, Week 7 & 10

MANNING AWARD STARS OF THE WEEK

Micah Alejado, Week 5

EARL CAMPBELL TYLER ROSE AWARD PLAYER OF THE WEEK

Pofele Ashlock, WR (Hon. Mention), Weeks 2 & 7

WILLIAM V. CAMPBELL TROPHY SEMIFINALIST

Landon Sims, RB

BURLSWORTH TROPHY NOMINEE

Kansei Matsuzawa, PK

OFFENSE NOTES

- ▶ UH scored a season-high 44 points each in games at Air Force and Utah State. Hawai'i had not scored 40 or more points in the first 43 games of the **Timmy Chang** era.
- ▶ Under Chang, UH has an 0-17 record when scoring 17 points or fewer compared to an 21-12 mark when scoring 17 points or more.
- ▶ UH set a new program record with a 24-play drive in the second quarter against Air Force. The drive was two plays shy of the FBS record (26 plays, Navy vs. New Mexico, 2004). The drive, which resulted in a 31-yard field goal was 80 yards long and ate up 12:14 of the clock.
- ▶ UH scored 30+ points in five straight games (Air Force to San Diego State games), the program's longest streak since a six-game streak spanning the 2010 and '11 seasons.
- ▶ Hawai'i finished with just 163 yards passing against UNLV, snapping a streak of 14 consecutive games with at least 200 passing yards, which was the longest by a MW team since Nevada (15 straight between 2020 and 2021).
- ▶ UH has turned the ball over at least once in 10 of 12 games this season. UH went turnover-free in wins over Portland State and Air Force but committed 18 in its other 10 games.

MAGIC NUMBER

- ▶ Over the last two decades, when UH's offense generates 500+ yards of total offense, it usually results in a victory. Since 2000, UH is 77-11 when generating 500+ yards of total offense.
- ▶ Under coach Timmy Chang, UH has reached 500+ yards five times with a 4-1 record.

500+ Yards of Total Offense Under Timmy Chang

| Date | Opponent | Yards | Result |
|----------|---------------|-------|----------|
| 11/12/22 | Utah State | 541 | L, 34-41 |
| 9/21/24 | Northern Iowa | 528 | W, 36-7 |
| 11/30/24 | New Mexico | 586 | W, 38-30 |
| 9/27/25 | at Air Force | 535 | W, 44-35 |
| 10/11/25 | Utah State | 546 | W, 44-26 |

SEEING RED

- ▶ UH leads the Mountain West and is tied for No. 2 in FBS in red zone offense, converting 35 of its 37 opportunities (.946).
- ▶ The Warriors have scored 21 touchdowns and kicked 14 field goals in their red zone chances.

BIG PLAY BOWS

- ▶ UH is tied for fifth nationally with four offensive plays from scrimmage of 70+ yards, all by receiver **Jackson Harris**, who is tied with North Texas' Wyatt Young for the most 70+ yard plays.
- ▶ Micah Alejado's 78-yard pass play to Harris against Wyoming was the longest play from scrimmage this season. The pair connected on five pass plays of 68+ yards this season, all of which went for touchdowns.

AIR ALEJADO

- ▶ Redshirt freshman QB **Micah Alejado** has become one of the Mountain West's best signal callers in 2025.
- ▶ Leads the MW in passing yards per game (283.2) and completions per game (25.30) and is No. 2 in passing touchdowns (21), and total offense (290.4).
- ▶ Averaged 320.9 passing yards per game over his last seven games, completing 67.4 percent with 18 TDs compared to only five INTs.
- ▶ Surpassed Timmy Chang for the most passing TDs by a freshman in program history (21). Needs two more to surpass the Mountain West record of 22 held by Colorado State's Brayden Folwer-Nicolosi in 2023.
- ▶ Posted his second and third career 400-yard games in consecutive weeks with 457 (35-of-47) and three TDs against Air Force and 413 (34-of-54) and three TDs against Utah State. He became the first UH QB with back-to-back 400-yard games since Cole McDonald in 2018.
- ▶ Through 10 games this season (missed two due to injury), has thrown for 2,832 yards, completing 65.9 percent of his passes (253-of-384), 21 TDs and nine INTs.
- ▶ Has a 7-4 career record as a starter.

HIGH FIVE

- ▶ Junior WR **Pofele Ashlock** has been the team's go-to receiver this season with a team-high 62 receptions while his 704 receiving yards and six TDs rank second-best.
- ▶ Cracked the 2,000-yard milestone for receiving against San José State and now has 2,165 yards for his career. He is the 18th UH player to surpass the 2,000-yard mark and ranks eighth with 206 career receptions.
- ▶ The Eules, Texas native had his most-productive game of the season with eight catches for 113 yards and a career-high three TDs — all of which in the first half— against Utah State. It marked the fifth time in his career with multiple TDs catches in a game.
- ▶ Held without a catch for the first time in his career in UH's loss to UNLV, a streak of 34 consecutive games.

SIMS-METRY IN MOTION

- ▶ Senior RB **Landon Sims** has been a focal point of the offense this season with a team-best 147 total touches along with 778 scrimmage yards.
- ▶ The Gig Harbor, Wash., native is the team's leading rusher (523 yards) and is fourth in receptions (34) and fifth in receiving yards (255).
- ▶ His 34 catches for 255 yards are single-season highs for the fifth-year senior and among the most by an FBS running back this season.
- ▶ The senior is averaging 5.29 yards per touch and has five total touchdowns (three rushing and two receiving).
- ▶ Tied his career-best with 82 rushing yards on 10 carries in a win over Utah State that included a career-long 43 yard run, which was the longest rush of the season for the Rainbow Warriors.

TOP 10 WATCH

RECEPTIONS - CAREER

| Rk | Player | Rec. | Years |
|----|-----------------------|------------|----------------|
| 1. | Davone Bess | 293 | 2005-07 |
| 2. | Jason Rivers | 292 | 2003-04,'06-07 |
| 3. | Greg Salas | 285 | 2007-10 |
| 4. | Chad Owens | 239 | 2001-04 |
| 5. | Ryan Grice-Mullen | 237 | 2005-07 |
| 6. | Justin Colbert | 212 | 1999-2002 |
| 7. | Kealoha Pilares | 209 | 2007-10 |
| 8. | Pofele Ashlock | 206 | 2023- |

RECEIVING TOUCHDOWNS - CAREER

| Rk | Player | TDs | Years |
|-----|-----------------------|-----------|----------------|
| 1. | Davone Bess | 41 | 2005-07 |
| 2. | Ryan Grice-Mullen | 36 | 2005-07 |
| 3. | Jason Rivers | 35 | 2003-04,'06-07 |
| 4. | Ashley Lelie | 32 | 1999-2001 |
| 5. | Chad Owens | 29 | 2001-04 |
| 6. | Greg Salas | 26 | 2007-10 |
| 7. | John Ursua | 24 | 2016-18 |
| 8. | Kealoha Pilares | 22 | 2007-10 |
| | Chris Roscoe | 22 | 1987-89 |
| 10. | Pofele Ashlock | 21 | 2023- |

FIELD GOALS - SINGLE-SEASON

| Rk | Player | FGM | Year |
|----|-------------------------|-----------|-------------|
| 1. | Kansei Matsuzawa | 25 | 2025 |

FIELD GOALS - CAREER

| Rk | Player | FGM | Years |
|----|-------------------------|-----------|--------------|
| 1. | Jason Elam | 79 | 1988-92 |
| 2. | Justin Ayat | 59 | 2001-04 |
| 3. | Matthew Shipley | 56 | 2020-23 |
| 4. | Dan Kelly | 45 | 2005-08 |
| 5. | Tyler Hadden | 43 | 2011-14 |
| 6. | Kansei Matsuzawa | 37 | 2024- |

FIELD GOAL PERCENTAGE - SEASON

| Rk | Player | Pct. | Year |
|----|-------------------------|-------------------------------|-------------|
| 1. | Rigoberto Sanchez | 1.000 (13-13) | 2016 |
| 2. | Kansei Matsuzawa | .962 (25-26) | 2025 |
| 3. | Jason Elam | .909 (20-22) | 1989 |

FIELD GOAL PERCENTAGE - CAREER

| Rk | Player | Pct. | Years |
|----|-------------------------|-------------|--------------|
| 1. | Kansei Matsuzawa | .881 | 2024- |
| 2. | Jason Elam | .790 | 1988-92 |
| 3. | Matthew Shipley | .767 | 2020-23 |
| 4. | Jim Ausmus | .743 | 1979-80 |
| 5. | Scott Enos | .725 | 2009-10 |
| | Rod Valverde | .725 | 1985-87 |

PUNTING - SINGLE-SEASON

| Rk | Player | Avg. | Year |
|----|---------------------|-------------|-------------|
| 1. | Billy Gowers | 46.3 | 2025 |
| 2. | Alex Dunnachie | 46.2 | 2012 |
| 3. | Chad Shrout | 46.1 | 1997 |
| 4. | Lucas Borrow | 45.5 | 2024 |
| 5. | Rigoberto Sanchez | 45.1 | 2015 |

DEFENSE NOTES

- ▶ UH has at least one takeaway in 10 of 12 games this season, including a season-high four (2 INT, 2 FUM) against San Diego State.
- ▶ Of the team's 14 takeaways this season, LB **Jamih Otis** was in on four of them (1-INT, 2-FF, 1-FR), including three of the six fumbles.
- ▶ UH has three defensive TDs this season, all by Bishop Gorman High alums — **Giovanni Iovino**, **Jamih Otis**, and **Elijah Palmer** — which are second-most in the Mountain West and tied for 10th nationally.
- ▶ UH has held five of its opponents to under 100 yards rushing as a team.
- ▶ UH held Portland State to opponent season lows in total yards (230) and rushing yards (41).

NOT IN OUR HOUSE

- ▶ UH is allowing only 15.0 points per game in seven home games this season.
- ▶ UH has not allowed a touchdown in the last nine quarters at home (Wyoming TD was a pick-six).
- ▶ Hawai'i has allowed only four second half touchdowns all season at home.
- ▶ UH has pitched back-to-back second half shut-outs in its last two home games.

HIT THE SACK

- ▶ UH ranks third in the Mountain West in sacks with an average of 2.42 per game.
- ▶ The defensive line has recorded 26 of the team's 29 sacks this season led by DE **Jackie Johnson III** (7.5), who ranks No. 4 in the MW with 40 total pressures and also No. 3 in hurries (28) according to Pro Football Focus.

BEAST MODE

- ▶ DL **De'Jon Benton** has become a force for UH this season, as the third-highest graded interior lineman in the Mountain West by PFF with a grade of 78.2 (min. 50% of snaps played).
- ▶ Benton also leads all Mountain West interior linemen with 42 pressures and 29 hurries.
- ▶ During UH's loss to Fresno State, Benton was the highest-graded interior defensive lineman in the country by PFF (93.4).
- ▶ Benton is in his first season at UH after transferring from New Mexico, where he spent one season. Previously, he appeared in 35 games in five seasons at USC.

EXPERIENCED SECONDARY

- ▶ UH's secondary is the team's deepest and most experienced defensive unit.
- ▶ Cornerbacks **Virdel Edwards II**, **Devyn King**, and **Jaheim Wilson-Jones**, nickelback **Elijah Palmer** and **Deliyon Freeman**, and safeties **Peter Manuma**, **Killinahe Mendiola-Jensen**, **Justin Sinclair**, and **Matagi Thompson** have a combined 160 career starts.
- ▶ Manuma, who has been a staple since his true freshman season of 2022, has a team-best 42 career starts and also leads the defense in tackles this season with 72.

- ▶ Mendiola-Jensen is the fifth-highest graded defensive back according to PFF with a grade of 77.4 (min. 50% of snaps played) while Palmer ranks No. 13 with a 74.0 grade.
- ▶ Edwards, who is in his fourth season in Manoa, redshirted in 2024 and appeared in 35 career games with 32 starts. He previously spent three seasons at Iowa State.

SPECIAL TEAMS NOTES

- ▶ P **Billy Gowers** and PK **Kansei Matsuzawa** and have a combined age of 55. At 29, Gowers is the third-oldest player in FBS and just a freshman. Matsuzawa is a 26-year old senior.

YOUTUBE SENSATION

- ▶ PK **Kansei Matsuzawa** has captivated the nation with his remarkable story of resilience, learning how to kick by watching YouTube videos and learning the English language from his junior college teammates at Hocking College. See **PAGE 2** for more info on the "Tokyo Toe."

AUSSIE, AUSSIE, AUSSIE

- ▶ P **Billy Gowers**, a native of Melbourne, Australia, is making the transition to American football look easy.
- ▶ In his first season, Gowers was named to Pro Football Focus All-America first team after averaging 46.3 yards on 47 punts, which ranks No. 9 nationally and third in the Mountain West.
- ▶ He has 18 punts of 50+, with a long of 67, and 24 pinned inside the 20.
- ▶ His 46.28 average this season is the highest in program history ahead of Alex Dunnachie's 46.16 average in 2012.
- ▶ In his first career football game versus Stanford, booted four punts that averaged 55.2 yards with three exceeding 50 yards, including a 67-yard punt in the first quarter.
- ▶ Follows a long line of UH punters from Australia — Mat McBriar (2000-02), Alex Dunnachie (2009-12), Scott Harding (2011-14), Stan Gaudion (2017-20), and Lucas Borrow (2024).

MISCELLANEOUS NOTES

LOOKING AHEAD

- ▶ UH's 2026 schedule will feature two Power Conference road games at Stanford (Aug. 29) and Arizona State (Sept. 19).
- ▶ UH is also tentatively scheduled to host non-conference games against New Mexico State (Sept 12) and UMass (Nov. 28).
- ▶ The season-opener at Stanford marks UH's third Week 0 road game at a Power Conference opponent since 2021 (2023 at Vanderbilt and 2021 at UCLA).

GAME-BY-GAME CAPTAINS

- ▶ UH's two primary captains for the season are OL **Zhen Sotelo** and S **Peter Manuma**.
- ▶ Instead of the more common letter "C", they are wearing the letter "K" for kapena, the Hawaiian word for captain.

2025 RANKINGS

| TEAM | Stat | MW | NCAA |
|---------------------|--------|----|------|
| Scoring Offense | 28.5 | 5 | 63 |
| Total Offense | 393.7 | 6 | 62 |
| Rushing Offense | 104.0 | 12 | 125 |
| Passing Offense | 289.7 | 1 | 9 |
| Pass Efficiency | 136.41 | 5 | 63 |
| Sacks Allowed | 2.58 | 10 | 112 |
| Time of Possession | 32:05 | 3 | 20 |
| Red Zone Offense | .946 | 1 | 2 |
| Scoring Defense | 23.5 | 6 | 60 |
| Total Defense | 351.0 | 6 | 51 |
| Rushing Defense | 133.0 | 4 | 42 |
| Passing Defense | 218.0 | 5 | 62 |
| Pass Eff. Defense | 128.43 | 5 | 53 |
| Sacks | 2.42 | 3 | 33 |
| Tackles for Loss | 5.4 | 3 | 67 |
| Red Zone Defense | .833 | 4 | 62 |
| Net Punting | 40.85 | 7 | 38 |
| Punt Returns | 6.42 | 8 | 98 |
| Punt Return Def. | 15.36 | 12 | 128 |
| Kickoff Returns | 28.09 | 1 | 3 |
| Kickoff Return Def. | 19.15 | 3 | 52 |

| INDIVIDUAL | Stat | MW | NCAA |
|--------------------------------|-------|----|------|
| Micah Alejado (QB) | | | |
| Completion Pct. | .659 | 4 | 40 |
| Completions/Game | 25.30 | 1 | 4 |
| Passing Efficiency | 141.2 | 4 | 54 |
| Passing TDs | 21 | 2 | 31 |
| Passing Yards | 2,832 | 3 | 31 |
| Passing Yards/Game | 283.2 | 1 | 8 |
| Passing Yards/Comp. | 11.19 | 7 | 74 |
| Points Responsible For/Gm | 13.2 | 4 | 41 |
| Total Offense | 290.4 | 2 | 16 |
| Yards/Pass Attempt | 7.38 | 7 | 62 |
| Pofele Ashlock (WR) | | | |
| Receiving TDs | 6 | 5 | 51 |
| Receiving Yards | 704 | 7 | 86 |
| Receiving Yards/Game | 58.7 | 8 | 94 |
| Receptions/Game | 5.17 | 3 | 45 |
| Cam Barfield (RB/RS) | | | |
| Combined Kick Returns | 267 | 10 | 79 |
| Kick Return TDs | 1 | 1 | 5 |
| De'Jon Benton (DL) | | | |
| Sacks | 0.50 | 10 | 67 |
| Billy Gowers (P) | | | |
| Punting | 46.3 | 3 | 9 |
| Jackson Harris (WR) | | | |
| All-Purpose | 87.55 | 10 | 95 |
| Receiving TDs | 12 | 1 | 3 |
| Receiving Yards | 963 | 2 | 19 |
| Receiving Yards/Game | 87.5 | 2 | 11 |
| Receptions/Game | 4.45 | 7 | 84 |
| Total Touchdowns | 12 | 3 | 39 |
| Yards/Reception | 19.65 | 1 | 9 |
| Jackie Johnson III (DL) | | | |
| Sacks | 0.63 | 2 | 29 |
| Fumbles Recovered | 2 | 3 | 12 |
| Kansei Matsuzawa (PK) | | | |
| Field Goal Pct. | .962 | 1 | 1 |
| Field Goals/Game | 2.08 | 1 | 1 |
| Points Responsible For/Gm | 9.3 | 6 | 94 |
| Total Points Scored | 112 | 1 | 10 |

► Each week, three other Rainbow Warriors were designated game captains.

Stanford: L. Sims, K. Pupunu, J. Smith
Arizona: E. Palmer, V. Edwards II, N. Cenacle
Sam Houston: K. Matsuzawa, P. Ashlock, K. Mendiola-Jensen
Portland State: D. Benton, L. Weaver, B. Gowers
Fresno State: K. Matsuzawa, J. Otis, J. Milovale
Air Force: L. Sims, K. Pupunu, J. Sekona
Utah State: L. Sims, J. Smith, B. Gowers
Colorado State: L. Sims, J. Smith, K. Matsuzawa
San José State: T. Jones, E. Spencer
San Diego State: M. Alejado, D. Benton, B. Kamoku
UNLV: M. Alejado, G. Iovino
Wyoming: J. Johnson III, K. Peihopa, K. Matsuzawa

BISHOP GORMAN WEST

► UH has six alums from Bishop Gorman High School, a national football power located in Las Vegas, Nev.

► Among the six includes four starters — QB **Micah Alejado**, LB **Jamih Otis**, NB **Elijah Palmer**, and KR/RB **Cam Barfield** — and two rotational players — LB **Giovanni Iovino** and DL **Aiden McComber**.

► Alejado is the team's leading passer (2,832 yards, 21 TD), Otis is the second-leading tackler (59 tackles, 1 TD), Palmer is the top backfield defender (10 PBU, 2 INT), and Barfield is the leading kick returner (29.7 avg., 1 TD) and second-leading rusher (361 yards, 4 TD).

► Associate HC/LB coach **Chris Brown** was Gorman's assistant head coach and defensive coordinator from 2015-21 while QB coach **Chad Kapanui** coached the QBs from 2022-24.

VETERAN LINE-UP

► UH has two seventh-year players — CB **Virdel Edwards II** and DL **De'Jon Benton**.

► UH is tied for 11th nationally with Mississippi State with five players, who've played 6+ seasons. Hawai'i is also tied for seventh nationally with 28 players in their final year of eligibility.

FIRST TIME STARTERS

► Thirteen different Warriors have made their first starts at the FBS level this season — RB **Cam Barfield**, DL **De'Jon Benton**, OL **Dean Briski**, WR **Jackson Harris**, OL **Boogie Henderson**, DL **Jackie Johnson III**, DL **Lester Lagafuaina**, DL **Luther McCoy**, DL **Carsen Stocklinski**, QB **Luke Weaver**, WR **Max Ware**, and WR **Branndon White**, and DL **Qwyn Williams**.

SPANNING THE GLOBE

► UH's roster features players from five different countries — United States (99), Samoa (2), Australia (1), Canada (1), Japan (1) — and one U.S. territory — American Samoa (5).

► Among the U.S., 47 are from Hawai'i and the rest from 12 other states — California (21), Nevada (7), Texas (5), Arizona (4), Ohio (3), Washington (3), Florida (2), Georgia (2), Utah (2), Louisiana (1), North Carolina (1), and Tennessee (1).

HAWAI'I'S TEAM

► As the state's only Division I university, UH's teams prides itself as representing the entire state which is evident in the football team's use of the island chain on the left side of its helmet.

► UH began using the island chain decal on its helmet at the start of the 2018 season. Days before its season-opener at Colorado State, a tropical storm headed toward the Hawaiian Islands. The team donned the decal for the game and has worn it since.

► The island chain look actually dates back to former record-setting quarterback Colt Brennan in 2007 when, for his love of the 50th state, he dyed the Hawaiian Islands in his hair.

HOMEGROWN

► UH's roster includes 47 players from the state of Hawai'i and among them, 10 are from powerhouse Saint Louis School followed by Punahou School (6) and Campbell (6).

► UH leads the nation with the most players from one high school (10, Saint Louis), four of which were from the same graduating class.

ALL IN THE FAMILY

► The 2025 squad features seven second-generation Warriors — **Ha'aeo Dela Cruz** (Reggie), **Wynden Ho'ohuli** (Watson, 2000-05), **Tryton Keli'ikiipi** (West, 2003-04), **Zaden Mariteragi** (Rocky Savaigaea, 2006-09), **Landon Sims** (Travis, 1989-92), **Ethan Spencer** (Sean), and **Matagi Thompson** (Afatia, 1998-2000).

► DB **Makana Meyer**'s great-grandfather Francis played for UH in the 1930s while WR **Josiah Fetui**'s father Caleb played volleyball for UH.

► Two sets of brothers are on this year's team — **Pofele Ashlock & Jarvis "Dino" Heimuli** and **Jalen & Julian "JuJu" Smith**.

► Three others have older brothers who once suited up for UH — **Alika Cavaco-Amoy** (Ho'oikaika, 2009-13), **James Milovale** (Mike, 2012-13), **Josh Sagapolutele** (Anthony, 2022-24).

'BOWS IN THE PROS

► A total of four former Warriors are on NFL rosters, highlighted by ninth-year veteran P **Rigoberto Sanchez** of Indianapolis and seventh-year LB **Jahlani Tavai** of New England.

► Two others began their career at UH before transferring — second-year NY Giants LB **Darius Muasau** (UCLA) and second-year Las Vegas DT **Jonah Lauulu** (Oklahoma).

► In addition, rookie OL **Luke Felix-Fualalo** is on Philadelphia's practice squad and second-year OL **Kohl Levao** is on the NY Jets practice squad.

► Several others played in the Canadian Football League — OL **Iim Manning** (B.C.), OL **Dejon Allen** (B.C.), CB **Cam Stone** (B.C.), OL **Asotui Eli** (Winnipeg), OL **Micah Vanterpool** (Winnipeg), DL **Blessman Ta'ala** (Ottawa).

POLY'S FINEST

► Former Rainbow Warrior All-American **Chad Owens** is among the three inductees into the Polynesian Football Hall of Fame Class of 2026.

► Owens, a four-year letterman from 2001-04, was recently inducted in the UH Sports Circle of Honor (2025), Hawai'i Sports Hall of Fame, and Canadian Football League Hall of Fame.



TIMMY CHANG

Head Coach; 4th Season
Overall Record: 21-29
MW Record: 13-18

Former record setting quarterback Timmy Chang is the sixth former Rainbow Warrior to head the program, joining Tom Kaulukukui (1946-50), Jim Asato (1962-64), Larry Price (1974-76), June Jones (1999-2007), and Nick Rolovich (2016-19).

Chang was hired as UH's 25th head coach in program history on Jan. 22, 2022. He completed his first season with a 3-10 record which included career win No. 1 against Duquesne.

Chang spent the previous five seasons as the wide receivers and tight ends coach at Nevada, under coach Jay Norvell. He helped direct one of the most potent offensive attacks on the West Coast while the Wolf Pack earned a bowl bid in each of the last four seasons.

Prior to his time at Nevada, Chang had two stints as an offensive coordinator. In 2016, he served as the offensive coordinator at Emory & Henry College in Virginia and also spent two seasons at Jackson State in Mississippi from 2014-15.

Chang first got his coaching start as an offensive assistant at SMU under his collegiate head coach, June Jones, for two seasons assisting with the quarterbacks.

A four-year starter for Hawai'i from 2000-04, Chang set the NCAA's all-time passing (17,072) and total offense (16,910) records. The Honolulu native finished his career with 117 total touchdowns, which ranked third at the time. A two-time Hawai'i Bowl Most Outstanding Player, Chang led UH to three bowl appearances and a program-record 29 wins at quarterback. In his final season as a Warrior, he was a finalist for the Johnny Unitas Award, given to the nation's top senior quarterback.

Following his collegiate career, Chang played professionally in the NFL, CFL, and NFL Europe for four seasons. He retired from pro football in 2009 and returned to Hawai'i to complete his bachelor's degree.

YEAR-BY-YEAR RECORD

| Year | Over. | | Finish | Bowl |
|--------------|--------------|--------------|----------|------------------|
| | W-L | Conf. W-L | | |
| 2022 | 3-10 | 2-6 | 5th-West | None |
| 2023 | 5-8 | 3-5 | T-8th | None |
| 2024 | 5-7 | 3-4 | T-5th | None |
| 2025 | 8-4 | 5-3 | T-5th | Sheraton Hawai'i |
| Total | 21-29 | 13-18 | | |
| | (.420) | (.419) | | |

THE CHANG FILE

HOMETOWN: Waipahu, O'ahu
ALMA MATER: Hawai'i (2009)
FAMILY: Wife, Sherry; Children, Dillion, Audri Lee, Lion, London, Levi, Adriana

COACHING EXPERIENCE

| Years | School/Team | Position |
|---------|---------------|-----------------------|
| 2022- | Hawai'i | Head Coach |
| 2017-21 | Nevada | WRs/TEs |
| 2016 | Emory & Henry | Offensive Coordinator |
| 2014-15 | Jackson State | Offensive Coordinator |
| 2012-13 | SMU | Graduate Assistant |

PLAYING ACCOLADES

- ▶ NCAA Record All-Time Passing Yards (17,072)
- ▶ NCAA Record All-Time Total Offense (16,910)
- ▶ 2x Hawai'i Bowl MVP (2003 & 2004)
- ▶ Johnny Unitas Award Finalist (2004)

COACHES NOTES

- ▶ **Timmy Chang** is one of three Polynesian head coaches in FBS (Kalani Sitake-BYU and Ken Niumatalolo-San Jose State). Chang is tied with Colorado State's Jay Norvell as the second-longest tenured coach in the Mountain West behind Air Force's Troy Calhoun.
- ▶ The full-time staff includes five former Warriors, **Chang** (2000-04), LB coach **Chris Brown** (1998-2002), OL coach **Derek Faavi** (2001-05), QB coach **Chad Kapanui** (2000-04) and DT coach **Jordan Pu'u-Robinson** (2012-14). Brown, Faavi, and Kapanui were former teammates of Chang.
- ▶ Kapanui, who joined the staff in January, came from national powerhouse Bishop Gorman High School in Las Vegas where he was offensive coordinator and QB coach.
- ▶ Among the extended staff, Chang has previous coaching ties with ST/TE coach **Thomas Sheffield** and General Manager **Matt Chon**, who were both on the same staff at Nevada.
- ▶ RB coach **Anthony Arceneaux** will assume the offensive coordinator duties this season. He joined the coaching staff in 2024.
- ▶ WR coach **Jared Ursua** is the older brother of former UH receiver John Ursua.
- ▶ LB coach **Chris Brown** still owns two UH weightlifting records—bench press (500lbs) and squat (605lbs).
- ▶ DL coach **Jordan Pu'u-Robinson**, a Maui native, spent the 2021 and '22 seasons as a UH graduate assistant and quality control coach, respectively, before briefly taking a full-time job at The Citadel in the spring of 2023. He returned to Hawai'i in summer 2023.
- ▶ DT coach **Jeff Reinebold**, who is in his third stop at Hawai'i after previous stints in 2005-07 and '22, is the veteran on staff with 42 years of coaching experience.
- ▶ DC **Dennis Thurman**, who was part of Deion Sanders' Colorado staff in 2023 prior to joining the staff last season, has 35 years of experience. Previously, he was defensive coordinator at Jackson State from 2020-22, where he guided a Top 10 defense in FCS. The former Dallas Cowboy spent more than half of his coaching career in the NFL where he was a part of four organizations - including two as defensive coordinator (NY Jets and Buffalo Bills). An All-American safety at USC, he was inducted into the College Football Hall of Fame in January 2025.
- ▶ OL coach **Derek Faavi**, a former UH lineman, has 16 years of coaching experience, including two seasons as an analyst at USC prior to joining Chang's staff in 2024.
- ▶ Asst. OL coach **Winterhawk Leighton**, SAF coach **Nick Locher**, and CB coach **P.J. Minaya** all spent time as graduate assistants for the Rainbow Warriors — Leighton from 2022-23, Locher in 2023, and Minaya from 2020-22.

COACHING STAFF



Chris Brown
AHC/LB (FIELD)



Dennis Thurman
DC (FIELD)



Anthony Arceneaux
OC/RB (FIELD)



Thomas Sheffield
STC/TE (FIELD)



Derek Faavi
OL (BOOTH)



Chad Kapanui
QB (FIELD)



Winterhawk Leighton
Asst. OL (FIELD)



Nick Locher
SAF (FIELD)



P.J. Minaya
CB (FIELD)



Jordan Pu'u-Robinson
DE (FIELD)



Jeff Reinebold
DT (FIELD)



Jared Ursua
WR (FIELD)



Bobby Thomas
S&C

'BOW BITES

▶ QB **Micah Alejado** was born and raised in Hawai'i and attended Saint Louis School before moving to Las Vegas at age 14 with his mother to attend Bishop Gorman HS. Also competed in bowling and as a junior, was one of the top in Class 4A. Has two lifetime perfect games, including during the undefeated Southern Regional championship season of 2023. Recently picked up golf and shoots in the 80s.

▶ At age 29, P **Billy Gowers** is the third oldest player in FBS behind Southern Miss' Jack Murley (30) and Arkansas' Monte Harrison (30). Gowers is a former professional Australian Rules Football player who was recruited by UH out of Prokick Australia. A professional hair stylist who co-founded a barbershop (Zeppelin) in Australia.

▶ WR **Karsyn Pupunu** of Lahaina, Maui lost four members of his family (uncle, aunt, two cousins) in the devastating Maui wildfires of 2023 that destroyed his hometown. Pupunu's brother Kameryn of the Maui Police Department helped save 15 lives from the fires and the Pupunu family helped more than 30 displaced individuals. A walk-on, Karsyn was awarded a scholarship in December.

▶ S **Peter Manuma**, who was born in American Samoa and moved to Hawai'i at age 4, lost his mother during the 2022 season from breast cancer. He did not miss a practice or game, and honored her memory by wearing pink gloves and socks. Peter married his high school sweetheart (Relina) in December and the pair welcomed their first child in July.

▶ RB **Landon Sims** dons the same jersey number (#30) as his famous UH football father, Travis, who was a member of the 1992 Holiday Bowl championship squad. Before the 2023 opener, Landon was awarded a scholarship in a surprise reveal by Travis at a team meeting.

▶ DB Eli **Matagi Thompson** was named after his uncle Eli Thompson who was committed to UH but passed away his senior year of HS. Fire knife dances for his father's luau company "Tihati Productions."

▶ PK **Kansei Matsuzawa**, a native of Japan, learned how to kick by watching YouTube videos and learned to speak English by listening to his junior college teammates.

▶ DE **Jackie Johnson III** and DE **Ka'eo Akana** were teammates at Honolulu's Roosevelt HS. Prior to that, they were teammates at Saint Francis School before the school shut down. After the pandemic wiped out the 2020 high school football season, they both joined the Trench Dawgz, a local full-padded club team.

▶ TE **Frank Abreu** comes from a family of Frank Abreus. Frank's father and three brothers are all named Frank. His two brothers are also named Frank and he has several cousins named Frank, bringing the total number of Frank Abreus to 10.

▶ DL **Jamar Sekona**'s uncle is former NFL defensive tackle Haloti Ngata, who most notably won a Super Bowl with the Baltimore Ravens.

▶ WR **Josiah Fetui** is of royal bloodline. His fifth great grandma was a princess in American Samoa.

▶ OL **Ezekiel Salanoa**'s grandmother is UH Circle of Honor inductee and former UH volleyball player and administrator Marilyn Moniz.

▶ TE **Oakie Salave'a**'s father Okland played at Colorado and was a starting defensive tackle on the 1989 Big Eight champion team that finished the regular season undefeated. Oakie's uncle is Joe Salave'a, who played at Arizona and in the NFL for three teams.

▶ WR **Koa Eldredge** comes from the famous Eldredge 'ohana. His father David "Boy" played baseball at BYU and is the head softball coach at Punahou School. His uncle Pal is the longtime UH baseball TV analyst. His cousin Jordyn is a member of the UH soccer team and brother Kana'i plays football at Utah Tech.

THE RUN-AND-SHOOT

▶ The most productive offensive scheme in program history is the **Run-and-Shoot**, which Hawai'i used for 17 seasons since 1999.

▶ UH ran the offense for 13 consecutive seasons under coaches June Jones (1999-2007) and Greg McMackin (2008-11) until Nick Rolovich brought it back for the 2018 & '19 seasons.

▶ UH finished in the Top 10 nationally in passing in 13 of 16 seasons and led the country in 2002, '06 & '10. UH also led the nation in scoring in 2006 and '07.

▶ UH is the only school to feature three 1,000-yard receivers in the same season twice – 2018 (JoJo Ward, Jared Smart, Cedric Byrd II) and 2007 (Ryan Grice-Mullen, Davone Bess, Jason Rivers).

NCAA Statistics (Run-and-Shoot Era)

Year Pass. YPG Tot. Off. YPG Scoring PPG

June Jones (1999-2007)

| | | | | | | |
|------|-----|-------|------|-------|-------|------|
| 1999 | 2nd | 338.6 | 17th | 434.5 | T35th | 29.0 |
| 2000 | 4th | 322.9 | 40th | 396.7 | 65th | 24.5 |
| 2001 | 2nd | 381.3 | 7th | 462.7 | 5th | 40.3 |
| 2002 | 1st | 387.9 | 3rd | 500.8 | 8th | 35.9 |
| 2003 | 2nd | 384.4 | 6th | 488.1 | 14th | 34.7 |
| 2004 | 3rd | 333.1 | 20th | 430.0 | 9th | 35.9 |
| 2005 | 2nd | 384.2 | 11th | 476.2 | 35th | 30.7 |
| 2006 | 1st | 432.2 | 1st | 549.9 | 1st | 46.9 |
| 2007 | 2nd | 439.5 | 3rd | 512.1 | 1st | 43.4 |

Greg McMackin (2008-11)

| | | | | | | |
|------|------|-------|------|-------|------|------|
| 2008 | 28th | 251.3 | 72nd | 345.8 | 71st | 24.6 |
| 2009 | 3rd | 337.0 | 14th | 437.5 | 89th | 22.8 |
| 2010 | 1st | 394.3 | 6th | 500.6 | 10th | 39.6 |
| 2011 | 12th | 308.8 | 43rd | 404.2 | 36th | 31.5 |

Nick Rolovich (2016-19)

| | | | | | | |
|------|-----|-------|------|-------|------|------|
| 2018 | 9th | 310.3 | 48th | 419.9 | 49th | 30.8 |
| 2019 | 5th | 337.1 | 13th | 471.0 | 24th | 33.9 |

Timmy Chang (2022-present)

| | | | | | | |
|------|------|-------|------|-------|-------|------|
| 2023 | 26th | 276.4 | 88th | 352.5 | 106th | 21.4 |
| 2024 | 26th | 268.2 | 89th | 365.8 | 111th | 22.3 |
| 2025 | 9th | 289.7 | 62nd | 393.7 | 63rd | 28.5 |

QUARTERBACK U.

▶ The Run-and-Shoot era featured the program's top two statistical quarterbacks, **Timmy Chang** and **Colt Brennan**, who combined went on to break a number of NCAA records.

▶ Chang and Brennan also broke dozens of conference and school records and are No. 1 and 2 in many of the program's career marks.

PASSING YARDS

| Rk | Player | Yards | Years |
|----|--------------|--------|---------|
| 1. | Timmy Chang | 17,072 | 2000-04 |
| 2. | Colt Brennan | 14,193 | 2005-07 |

300-YARD GAMES

| Rk | Player | Games | Years |
|----|--------------|-------|---------|
| 1. | Timmy Chang | 36 | 2000-04 |
| 2. | Colt Brennan | 30 | 2005-07 |

400-YARD GAMES

| Rk | Player | Games | Years |
|----|--------------|-------|---------|
| 1. | Colt Brennan | 20 | 2005-07 |
| 2. | Timmy Chang | 11 | 2000-04 |

PASSING TOUCHDOWNS

| Rk | Player | TDs | Years |
|----|--------------|-----|---------|
| 1. | Colt Brennan | 131 | 2005-07 |
| 2. | Timmy Chang | 117 | 2000-04 |

TOTAL OFFENSE

| Rk | Player | Yards | Years |
|----|--------------|--------|---------|
| 1. | Timmy Chang | 16,910 | 2000-04 |
| 2. | Colt Brennan | 14,740 | 2005-07 |

TDS RESPONSIBLE FOR

| Rk | Player | TDs | Years |
|----|--------------|-----|---------|
| 1. | Colt Brennan | 146 | 2005-07 |
| 2. | Timmy Chang | 123 | 2000-04 |

FUTURE SCHEDULES

| 2026 | Opponent | Site |
|----------|------------------|------------------|
| Aug. 29 | at Stanford | Stanford, Calif. |
| Sept. 12 | New Mexico St. | Honolulu |
| Sept. 19 | at Arizona State | Tempe, Ariz. |
| Nov. 28 | UMass | Honolulu |

| 2027 | Opponent | Site |
|----------|-------------------|------------------|
| Aug. 28 | at UMass | Amherst, Mass. |
| Sept. 4 | Northwestern St. | Honolulu |
| Sept. 11 | at New Mexico St. | Las Cruces, N.M. |
| Sept. 18 | UCLA | Honolulu |

| 2028 | Opponent | Site |
|----------|------------------|-------------------|
| Aug. 26 | Kansas | Honolulu |
| Sept. 2 | Fordham | Honolulu |
| Sept. 9 | at UCLA | Pasadena, Calif. |
| Sept. 23 | at San Diego St. | San Diego, Calif. |

| 2029 | Opponent | Site |
|----------|---------------|----------|
| Aug. 25 | Arizona | Honolulu |
| Sept. 22 | San Diego St. | Honolulu |

| 2030 | Opponent | Site |
|----------|---------------|------------------|
| Aug. 31 | at Stanford | Stanford, Calif. |
| Sept. 14 | at Washington | Seattle, Wash. |

| 2031 | Opponent | Site |
|------|----------|------|
| None | | |

| 2032 | Opponent | Site |
|----------|-----------|----------------|
| Sept. 18 | at Kansas | Lawrence, Kan. |

ALL-TIME OVERTIME RESULTS

| Date | Opponent | Score |
|----------|--------------------|----------------|
| 11/22/97 | NE Louisiana | L, 20-23 |
| 11/13/99 | Fresno State | W, 31-24 (2ot) |
| 10/06/01 | at SMU | W, 38-31 |
| 12/25/03 | Houston (HB) | W, 54-48 (3ot) |
| 09/04/04 | Florida Atlantic | L, 28-35 |
| 09/08/07 | at Louisiana Tech | W, 45-44 |
| 10/12/07 | at San José State | W, 42-35 |
| 10/04/08 | at Fresno State | W, 32-29 |
| 11/21/09 | at San José State | W, 17-10 |
| 11/16/13 | San Diego State | L, 21-28 |
| 11/23/13 | at Wyoming | L, 56-59 |
| 10/22/16 | at Air Force | W, 34-27 (2ot) |
| 09/23/17 | at Wyoming | L, 21-28 |
| 09/29/18 | at San José State | W, 44-41 (5ot) |
| 11/24/18 | at San Diego State | W, 31-30 |

HB - denotes Hawai'i Bowl

Total Overtime Games: 15

Record in OT: 10-5

at Home: 2-3

on the Road: 8-2

ALPHABETICAL

| No | Name | Pos |
|----|--------------------------|-----|
| 81 | Frank Abreu | TE |
| 10 | Ka'eo Akana | DL |
| 12 | Micah Alejandro | QB |
| 16 | Zion Allen | DB |
| 39 | Madden Aquino | PK |
| 5 | Pofele Ashlock | WR |
| 65 | Erik Atkins | OL |
| 46 | Matthew Bailiff | TE |
| 0 | Cam Barfield | RB |
| 79 | De'Jon Benton | DL |
| 52 | Dean Briski | OL |
| 26 | Nazaiah Caravallo | DL |
| 75 | KT Carter | OL |
| 82 | Kainoa "Kaikai" Carvalho | WR |
| 43 | Alika Cavaco-Amoy | LB |
| 3 | Nick Cenacle | WR |
| 88 | Alan Cordano | WR |
| 10 | David Cordero | RB |
| 47 | Kingston Costales | LB |
| 6 | Dermaricus Davis | QB |
| 90 | Ha'aheo Dela Cruz | DL |
| 89 | Nick Delgadillo | WR |
| 19 | Ben Drake | DB |
| 23 | Virdel Edwards II | DB |
| 13 | Koa Eldredge | WR |
| 4 | Joey Farthing | WR |
| 36 | Jordan Fetu | DB |
| 83 | Josiah Fetui | WR |
| 35 | Junior Fiaui | LB |
| 18 | Caleb Freeman | QB |
| 6 | Deliyon Freeman | DB |
| 13 | Elijah Gipson | DB |
| 19 | Billy Gowers | P |
| 9 | Jackson Harris | WR |
| 14 | Jarvis "Dino" Heimuli | WR |
| 56 | Boogie Henderson | OL |
| 12 | Wynden Ho'ohuli | LB |
| 42 | Matteus Ioane | LB |
| 17 | Giovanni Iovino | LB |
| 0 | Semaj James | DB |
| 57 | Jackie Johnson III | DL |
| 5 | Tariq Jones | DL |
| 79 | Judah Kaio | OL |
| 80 | Blaze Kamoku | WR |
| 45 | Micah Kaonohi-Kaihenui | TE |
| 31 | Tryton Keli'ikipi | RB |
| 48 | Noa Keohuloa | LB |
| 54 | Jordan Kernaghan | OL |
| 24 | Devyn King | DB |
| 22 | Titan Lacaden | RB |
| 51 | Lesterlaisene Lagafuaina | DL |
| 96 | Iosefa Letuli | DL |
| 97 | Jordan Lynch | DL |
| 9 | Tim Malo | DB |
| 62 | Lautaimi Manuma | OL |
| 1 | Peter Manuma | DB |
| 18 | Zaden Mariteragi | DL |
| 17 | Kansei Matsuzawa | PK |
| 44 | Aiden McComber | DL |
| 52 | Luther McCoy | DL |

NUMERICAL

| No | Name | Pos | Ht | Wt | Cl | Exp | Hometown/Last School |
|----|---------------------------|-----|------|-----|-----|-----|---|
| 0 | Cam Barfield | RB | 5-7 | 185 | Jr. | 1L | Las Vegas, Nev. (Boston College) |
| 0 | Semaj James | DB | 6-1 | 190 | Jr. | TR | Tallahassee, Fla. (Troy) |
| 1 | Brandon White | WR | 5-8 | 170 | Jr. | TR | Cincinnati, Ohio (Kentucky) |
| 1 | Peter Manuma | DB | 6-0 | 205 | Sr. | 3L | 'Ewa Beach, O'ahu (Campbell HS) |
| 2 | Luke Weaver | QB | 6-3 | 195 | Jr. | JC | Manteca, Calif. (Modesto JS) |
| 2 | Kona Moore | DB | 6-0 | 190 | Jr. | 2L | Kapolei, O'ahu (Saint Louis School) |
| 3 | Nick Cenacle | WR | 6-2 | 200 | Sr. | 3L | Montreal, Canada (Vanier College) |
| 3 | Jalen Smith | LB | 6-0 | 220 | Sr. | 2L | Bakersfield, Calif. (Bakersfield College) |
| 4 | Joey Farthing | WR | 6-5 | 195 | Jr. | TR | Strasburg, Ohio (Youngstown State) |
| 4 | Elijah Palmer | DB | 5-8 | 180 | Jr. | 2L | Las Vegas, Nev. (Bishop Gorman HS) |
| 5 | Pofele Ashlock | WR | 6-2 | 185 | Jr. | 2L | Eules, Texas (Trinity HS) |
| 5 | Tariq Jones | DL | 6-2 | 245 | Sr. | 3L | New Orleans, La. (McDonogh 35 HS) |
| 6 | Dermaricus Davis | QB | 6-4 | 200 | Fr. | TR | Altadena, Calif. (UCLA) |
| 6 | Deliyon Freeman | DB | 5-11 | 180 | So. | 1L | Sharpsburg, Ga. (East Coweta HS) |
| 7 | Max Ware | WR | 6-2 | 195 | Jr. | TR | Phoenix, Ariz. (Arizona State) |
| 7 | Julian "JuJu" Smith | DB | 6-0 | 200 | Jr. | JC | Bakersfield, Calif. (Bakersfield College) |
| 8 | Tama Uiliata | WR | 5-11 | 190 | Fr. | RS | Waipahu, O'ahu (Waipahu HS) |
| 8 | Kiilinahe Mendiola-Jensen | DB | 6-1 | 170 | Sr. | 2L | Pearl City, O'ahu (UNLV) |
| 9 | Jackson Harris | WR | 6-3 | 205 | So. | TR | Berkeley, Calif. (Stanford) |
| 9 | Tim Malo | DB | 6-0 | 195 | Gr. | TR | Bellingham, Wash. (Brown) |
| 10 | David Cordero | RB | 5-9 | 200 | Sr. | 3L | Tucson, Ariz. (Salpointe Catholic HS) |
| 10 | Ka'eo Akana | DL | 6-3 | 230 | Jr. | TR | Honolulu, O'ahu (Utah) |
| 11 | Karsyn Pupunu | WR | 6-3 | 205 | Sr. | 3L | Lahaina, Maui (Weber State) |
| 11 | Jamih Otis | LB | 5-11 | 220 | Jr. | 2L | Las Vegas, Nev. (Bishop Gorman HS) |
| 12 | Micah Alejandro | QB | 5-10 | 180 | Fr. | RS | Las Vegas, Nev. (Bishop Gorman HS) |
| 12 | Wynden Ho'ohuli | LB | 6-3 | 230 | Sr. | 3L | Kapolei, O'ahu (Nebraska) |
| 13 | Koa Eldredge | WR | 6-0 | 185 | Jr. | TR | Honolulu, O'ahu (BYU) |
| 13 | Elijah Gipson | DB | 5-10 | 165 | Jr. | JC | Studio City, Calif. (Glendale CC) |
| 14 | Jarvis "Dino" Heimuli | WR | 6-3 | 190 | Fr. | RS | Fort Worth, Texas (Eules Trinity HS) |
| 14 | Jaheim Wilson-Jones | DB | 5-11 | 175 | Sr. | 2L | Yuma, Ariz. (West Los Angeles College) |
| 16 | Zion Allen | DB | 6-1 | 170 | Jr. | TR | Stockton, Calif. (Southern Utah) |
| 17 | Kansei Matsuzawa | PK | 6-2 | 200 | Sr. | 1L | Tokyo, Japan (Hocking College) |
| 17 | Giovanni Iovino | LB | 6-1 | 235 | Gr. | TR | Las Vegas, Nev. (San Diego) |
| 18 | Caleb Freeman | QB | 6-0 | 185 | Sr. | SQ | Katy, Texas (Mary Hardin-Baylor) |
| 18 | Zaden Mariteragi | LB | 6-1 | 220 | Fr. | HS | Kahuku, O'ahu (Farrington HS) |
| 19 | Billy Gowers | P | 6-1 | 205 | Fr. | HS | Melbourne, Australia (Xavier College) |
| 19 | Ben Drake | DB | 6-0 | 165 | Jr. | JC | Nashville, Tenn. (Sierra College) |
| 20 | Noah Wily | DL | 6-3 | 230 | Fr. | RS | Lā'ie, O'ahu (Saint Louis School) |
| 21 | Justin Sinclair | DB | 5-10 | 185 | Sr. | 2L | East Palo Alto, Calif. (College of San Mateo) |
| 22 | Titan Lacaden | RB | 5-6 | 175 | Fr. | HS | Kapolei, O'ahu (Saint Louis School) |
| 22 | Ezekiel Rodrigues | DB | 6-0 | 185 | Fr. | RS | Kane'ohe, O'ahu (Mililani HS) |
| 23 | Virdel Edwards II | DB | 6-2 | 210 | Sr. | 2L | Plano, Texas (Iowa State) |
| 24 | Devyn King | DB | 5-11 | 175 | Sr. | 3L | Rancho Palos Verdes, Calif. (Maryland) |
| 25 | Matagi Thompson | DB | 6-2 | 190 | Jr. | 3L | Honolulu, O'ahu (Punahou School) |
| 26 | Nazaiah Caravallo | DL | 6-2 | 240 | Fr. | RS | 'Ewa Beach, O'ahu (Campbell HS) |
| 26 | Sitani Mikaele | RB | 5-11 | 240 | Fr. | RS | Waiahole, O'ahu (Farrington HS) |
| 27 | Makana Meyer | DB | 5-9 | 180 | So. | 1L | Waipahu, O'ahu (Mililani HS) |
| 28 | Vaifanua Peko | DL | 6-1 | 230 | Fr. | RS | Lauli'i, American Samoa (Samoana HS) |
| 29 | Kainoa Ontai | DB | 5-11 | 175 | Jr. | JC | Manteca, Calif. (Modesto JC) |
| 30 | Landon Sims | RB | 6-2 | 220 | Sr. | 4L | Gig Harbor, Wash. (Peninsula HS) |
| 31 | Tryton Keli'ikipi | RB | 5-8 | 180 | Fr. | RS | Wai'anae, O'ahu (Kapolei HS) |
| 31 | Aisiah "Scoob" Paogofie | LB | 6-1 | 215 | Fr. | HS | Wai'anae, O'ahu (Campbell HS) |
| 33 | Jack Mowrey | LS | 6-3 | 240 | So. | TR | Charlotte, N.C. (James Madison) |
| 33 | Falelua Moalele | DL | 6-5 | 245 | Fr. | HS | Tafuna, American Samoa (Liberty HS) |
| 35 | Junior Fiaui | LB | 6-3 | 205 | Fr. | RS | San José, Calif. (Saint Francis HS) |
| 36 | Jordan Fetu | DB | 5-10 | 170 | TR | So. | 'Ewa Beach, O'ahu (Olivet Nazarene) |
| 37 | Riis Weber | DB | 6-1 | 195 | Jr. | 1L | Kailua, O'ahu (Idaho State) |
| 39 | Madden Aquino | PK | 5-9 | 185 | Fr. | HS | 'Ewa Beach, O'ahu (Kamehameha Schools-Kapālama) |
| 40 | Jeremiah Wright | TE | 6-5 | 240 | Fr. | RS | Lynden, Wash. (Lynden Christian HS) |
| 42 | Matteus Ioane | LB | 6-2 | 225 | Fr. | HS | Wahiawa, O'ahu (Leilehua HS) |

NUMERICAL

| No | Name | Pos | Ht | Wt | Cl | Exp | Hometown/Last School |
|----|--------------------------|-----|------|-----|-----|-----|--|
| 43 | Alika Cavaco-Amoy | LB | 6-0 | 215 | Fr. | RS | Waimanalo, O'ahu (Punahou School) |
| 44 | Aiden McComber | DL | 6-0 | 255 | So. | 2L | Las Vegas, Nev. (Bishop Gorman HS) |
| 45 | Micah Kaonohi-Kaihenui | TE | 5-11 | 250 | Jr. | SQ | Waimanalo, O'ahu (Kamehameha Schools-Kapālama) |
| 45 | Nick Pang | LS | 5-10 | 220 | Jr. | SQ | Honolulu, O'ahu (Punahou School) |
| 46 | Matthew Bailiff | TE | 6-1 | 230 | So. | SQ | Kaysville, Utah (Layton Christian Academy) |
| 46 | Kellen Robins-Beers | DB | 5-10 | 175 | Jr. | SQ | Makaha, O'ahu (Missouri Valley College) |
| 47 | Christian Vaughn | RB | 5-10 | 225 | Sr. | 1L | Las Vegas, Nev. (Butte College) |
| 47 | Kingston Costales | LB | 5-11 | 220 | Fr. | HS | Wai'anae, O'ahu (Wai'anae HS) |
| 48 | Noa Keohulua | LB | 6-0 | 185 | Fr. | RS | Compton, Calif. (Junipero Serra HS) |
| 49 | Tasi Tadio | LB | 5-11 | 220 | So. | 1L | Wahiawa, O'ahu (Saint Louis School) |
| 50 | Tu'i Muti | OL | 6-1 | 305 | Fr. | RS | Lā'ie, O'ahu (Punahou School) |
| 51 | Eric McFall | OL | 6-3 | 300 | Fr. | RS | Neiafu, Samoa (New Mexico Military Institute) |
| 51 | Lesterlaisene Lagafuaina | DL | 6-4 | 240 | So. | 2L | Nu'uuli, American Samoa (Tafuna HS) |
| 52 | Dean Briski | OL | 6-5 | 300 | Jr. | 3L | Pago Pago, American Samoa (Samoana HS) |
| 52 | Luther McCoy | DL | 6-5 | 280 | Gr. | TR | St. John's, Fla. (Minnesota) |
| 54 | Jordan Kernaghan | OL | 6-3 | 300 | Fr. | HS | 'Ewa Beach, O'ahu (Campbell HS) |
| 55 | Jay Tauala-Harris | OL | 6-3 | 280 | Fr. | RS | Long Beach, Calif. (Lakewood HS) |
| 55 | Zoram Petelo | DL | 6-4 | 250 | Fr. | RS | Saleaula, Samoa (Layton Christian Academy) |
| 56 | Boogie Henderson | OL | 6-4 | 295 | Fr. | RS | Los Angeles, Calif. (Junipero Serra HS) |
| 57 | Ethan Spencer | OL | 6-2 | 295 | Jr. | 2L | Kailua, O'ahu (St. Louis School) |
| 57 | Jackie Johnson III | DL | 6-0 | 245 | Sr. | 2L | Honolulu, O'ahu (Lawrence Tech University) |
| 58 | Zhen Sotelo | OL | 6-3 | 310 | Sr. | 3L | Wai'anae, O'ahu (Kapolei HS) |
| 59 | Kuao Peihopa | OL | 6-3 | 290 | Sr. | 2L | Makakilo, O'ahu (Washington) |
| 60 | Ezekiel Salanoa | OL | 5-11 | 300 | Fr. | HS | Honolulu, O'ahu (Saint Louis School) |
| 62 | Lautaimi Manuma | OL | 6-3 | 280 | Fr. | RS | 'Ewa Beach, O'ahu (Campbell HS) |
| 65 | Erik Atkins | OL | 6-3 | 295 | So. | JC | Bakersfield, Calif. (Bakersfield College) |
| 70 | James Milovale | OL | 6-6 | 320 | Sr. | 1L | Seaside, Calif. (Hartnell College) |
| 72 | Josh Tavui | OL | 6-2 | 300 | Fr. | HS | 'Ewa Beach, O'ahu (Campbell HS) |
| 75 | KT Carter | OL | 6-4 | 285 | So. | SQ | Lavean, Ariz. (Desert Edge HS) |
| 77 | Uluaki Taukiuvea | OL | 6-5 | 315 | Fr. | HS | West Valley City, Utah (Hunter HS) |
| 77 | Jamar Sekona | DL | 6-2 | 275 | Sr. | 1L | Los Angeles, Calif. (USC) |
| 79 | Judah Kaio | OL | 6-3 | 300 | Jr. | 1L | Kane'ohe, O'ahu (Pacific [Ore.]) |
| 79 | De'Jon Benton | DL | 6-2 | 270 | Gr. | TR | Pittsburg, Calif. (New Mexico) |
| 80 | Blaze Kamoku | WR | 5-7 | 180 | Jr. | 1L | Kapolei, O'ahu (Olivet Nazarene) |
| 81 | Frank Abreu | TE | 6-4 | 235 | Fr. | HS | Kula, Maui (Kamehameha Schools-Maui) |
| 82 | Kainoa "Kaikai" Carvalho | WR | 5-6 | 165 | Fr. | HS | Lā'ie, O'ahu (Kahuku HS) |
| 83 | Josiah Fetui | WR | 6-3 | 175 | Fr. | RS | 'Ewa Beach, O'ahu (Saint Louis School) |
| 85 | Oakie Salave'a | TE | 6-2 | 235 | Jr. | 1L | Leone Ili'Ili, American Samoa (Colorado) |
| 87 | Devon Tauaefa | TE | 6-5 | 215 | Jr. | 2L | Honolulu, O'ahu (Saint Louis School) |
| 88 | Alan Cordano | WR | 6-0 | 175 | Fr. | HS | Sacramento, Calif. (Jesuit HS) |
| 89 | Nick Delgadillo | WR | 6-0 | 180 | So. | 1L | Wai'anae, O'ahu (Saint Louis School) |
| 90 | Ha'aheo Dela Cruz | DL | 6-2 | 250 | Fr. | RS | Honolulu, O'ahu ('Iolani School) |
| 91 | Josh Sagapolutele | DL | 6-0 | 250 | So. | 1L | Waimanalo, O'ahu (Saint Louis School) |
| 92 | Waipehe Winchester | DL | 6-2 | 250 | Fr. | HS | Mililani, O'ahu ('Iolani School) |
| 96 | Iosefa Letuli | DL | 6-5 | 260 | Fr. | TR | Oceanside, Calif. (BYU) |
| 97 | Jordan Lynch | DL | 6-3 | 305 | Fr. | TR | College Station, Texas (UT Permian Basin) |
| 98 | Sean Olvera-Harle | P | 6-0 | 210 | So. | JC | San Juan Capistrano, Calif. (Saddleback College) |
| 98 | Carsen Stocklinski | DL | 6-3 | 295 | Sr. | TR | Watkinsville, Ga. (Richmond) |
| 99 | Qwyn Williams | DL | 6-3 | 295 | Gr. | TR | Gahanna, Ohio (Ohio Dominican University) |

ALPHABETICAL

| No | Name | Pos |
|----|--------------------------|-----|
| 51 | Eric McFall | OL |
| 8 | Kilinahe Mendiola-Jensen | DB |
| 27 | Makana Meyer | DB |
| 26 | Sitani Mikaele | RB |
| 70 | James Milovale | OL |
| 33 | Falelua Moalele | DL |
| 2 | Kona Moore | DB |
| 33 | Jack Mowrey | LS |
| 50 | Tu'i Muti | OL |
| 98 | Sean Olvera-Harle | P |
| 29 | Kainoa Ontai | DB |
| 11 | Jamih Otis | LB |
| 4 | Elijah Palmer | DB |
| 45 | Nick Pang | LS |
| 31 | Aisiah "Scoob" Paogofie | LB |
| 59 | Kuao Peihopa | OL |
| 28 | Vaifanua Peko | DL |
| 55 | Zoram Petelo | DL |
| 11 | Karsyn Pupunu | WR |
| 46 | Kellen Robins-Beers | DB |
| 22 | Ezekiel Rodrigues | DB |
| 91 | Josh Sagapolutele | DL |
| 60 | Ezekiel Salanoa | OL |
| 85 | Oakie Salave'a | TE |
| 77 | Jamar Sekona | DL |
| 30 | Landon Sims | RB |
| 21 | Justin Sinclair | DB |
| 3 | Jalen Smith | LB |
| 7 | Julian "JuJu" Smith | DB |
| 58 | Zhen Sotelo | OL |
| 57 | Ethan Spencer | OL |
| 98 | Carsen Stocklinski | DL |
| 49 | Tasi Tadio | LB |
| 87 | Devon Tauaefa | TE |
| 55 | Jay Tauala-Harris | OL |
| 77 | Uluaki Taukiuvea | OL |
| 72 | Josh Tavui | OL |
| 25 | Matagi Thompson | DB |
| 8 | Tama Uiliata | WR |
| 47 | Christian Vaughn | RB |
| 7 | Max Ware | WR |
| 2 | Luke Weaver | QB |
| 37 | Riis Weber | DB |
| 1 | Brandon White | WR |
| 99 | Qwyn Williams | DL |
| 14 | Jaheim Wilson-Jones | DB |
| 20 | Noah Wily | DL |
| 92 | Waipehe Winchester | DL |
| 40 | Jeremiah Wright | TE |

STAFF

Head Coach: Timmy Chang, 4th season

Associate Head Coach/Linebackers: Chris Brown; **Offensive Coordinator/Running Backs:** Anthony Arceneaux; **Defensive Coordinator:** Dennis Thurman; **Special Teams Coordinator/Tight Ends:** Thomas Sheffield; **Pass Game Coordinator/Wide Receivers:** Jared Ursua; **Quarterbacks:** Chad Kapanui; **Offensive Line:** Derek Faavi; **Assistant Offensive Line/Run Game:** Winterhawk Leighton; **Defensive Tackles:** Jeff Reinebold; **Defensive Ends:** Jordan Pu'u-Robinson; **Safeties:** Nick Locher; **Cornerbacks:** PJ Minaya; **Special Teams Analyst:** Jeremy Kerr; **Head Strength & Conditioning Coach:** Bobby Thomas; **General Manager:** Matt Chon; **Director of Football Operations:** Reyn Shiraishi; **Assistant Director of Football Operations:** Dayne Maeva; **Director of Player Personnel:** Alec Watt; **Assistant Director of Player Personnel:** DJ Johnson; **Director of Recruiting:** Mikey O'Connor; **Video Coordinator:** Colin Shaffer; **Graduate Assistants:** William Overstreet (Offense), Taylor Fendall (Offense), Ricky Medeiros (Defense), Regan Divina (Defense) as of Aug. 22, 2025

OFFENSE

| | | | | | | |
|-----------|-----------|-----------------------|-------------|------------|------------|----------------------------------|
| LT | 52 | Dean Briski | 6-5 | 300 | Jr. | Pago Pago, American Samoa |
| | 56 | Boogie Henderson | 6-4 | 295 | Fr. | Los Angeles, Calif. |
| LG | 58 | Zhen Sotelo | 6-3 | 310 | Sr. | Wai'anae, O'ahu |
| | 62 | Lautaimi Manuma | 6-3 | 280 | Fr. | 'Ewa Beach, O'ahu |
| C | 57 | Ethan Spencer | 6-2 | 295 | Jr. | Kailua, O'ahu |
| | 50 | Tu'i Muti | 6-1 | 305 | Fr. | La'ie, O'ahu |
| RG | 59 | Kuao Peihopa | 6-3 | 290 | Sr. | Makakilo, O'ahu |
| | 79 | Judah Kaio | 6-3 | 300 | Jr. | Kane'ohe, O'ahu |
| RT | 70 | James Milovale | 6-6 | 320 | Sr. | Seaside, Calif. |
| | 56 | Boogie Henderson | 6-4 | 295 | Fr. | Los Angeles, Calif. |
| WR | 1 | Brandon White | 5-8 | 170 | Jr. | Cincinnati, Ohio |
| | 7 | Max Ware | 6-2 | 195 | Jr. | Phoenix, Ariz. |
| WR | 5 | Pofele Ashlock | 6-2 | 185 | Jr. | Eules, Texas |
| | 80 | Blaze Kamoku | 5-7 | 180 | Jr. | Kapolei, O'ahu |
| WR | 3 | Nick Cenacle | 6-2 | 200 | Sr. | Montreal, Canada |
| | 8 | Tama Uiliata | 5-11 | 190 | Fr. | Waipahu, O'ahu |
| WR | 11 | Karsyn Pupunu | 6-3 | 205 | Sr. | Lahaina, Maui |
| | 89 | Nick Delgadillo | 6-0 | 180 | So. | Wai'anae, O'ahu |
| RB | 0 | Cam Barfield | 5-7 | 185 | Jr. | Las Vegas, Nev. |
| | 30 | Landon Sims | 6-2 | 220 | Sr. | Gig Harbor, Wash. |
| QB | 12 | Micah Alejado | 5-10 | 180 | Fr. | Las Vegas, Nev. |
| | 2 | Luke Weaver | 6-3 | 195 | Jr. | Manteca, Calif. |
| | -OR- 6 | Demaricus Davis | 6-4 | 200 | Fr. | Altadena, Calif. |

DEFENSE

| | | | | | | |
|-----------|-----------|---------------------------------|-------------|------------|------------|--------------------------------|
| DE | 51 | Lesterlaisene Lagafuaina | 6-4 | 240 | So. | Nu'uuli, American Samoa |
| | 10 | Ka'eo Akana | 6-3 | 230 | Jr. | Honolulu, O'ahu |
| NT | 98 | Carsen Stocklinski | 6-3 | 295 | Sr. | Watkinsville, Ga. |
| | 99 | Qwyn Williams | 6-3 | 295 | Gr. | Gahanna, Ohio |
| | 77 | Jamar Sekona | 6-2 | 275 | Sr. | Los Angeles, Calif. |
| DT | 79 | De'Jon Benton | 6-2 | 270 | Gr. | Pittsburg, Calif. |
| | 52 | Luther McCoy | 6-5 | 280 | Gr. | St. John's, Fla. |
| DE | 57 | Jackie Johnson III | 6-0 | 245 | Sr. | Honolulu, O'ahu |
| | -OR- 5 | Tariq Jones | 6-2 | 245 | Sr. | New Orleans, La. |
| LB | 17 | Giovanni Iovino | 6-1 | 235 | Gr. | Las Vegas, Nev. |
| | 42 | Matteus Ioane | 6-2 | 225 | Fr. | Wahiawa, O'ahu |
| LB | 3 | Jalen Smith | 6-0 | 220 | Sr. | Bakersfield, Calif. |
| | 12 | Wynden Ho'ohuli | 6-3 | 230 | Sr. | Kapolei, O'ahu |
| NB | 4 | Elijah Palmer | 5-8 | 180 | Jr. | Las Vegas, Nev. |
| | 21 | Justin Sinclair | 5-10 | 185 | Sr. | East Palo Alto, Calif. |
| CB | 23 | Virdel Edwards II | 6-2 | 210 | Sr. | Plano, Texas |
| | 24 | Devyn King | 5-11 | 175 | Sr. | Rancho Palos Verde, Calif. |
| S | 1 | Peter Manuma | 6-0 | 205 | Sr. | 'Ewa Beach, O'ahu |
| | 21 | Justin Sinclair | 5-10 | 185 | Sr. | East Palo Alto, Calif. |
| S | 8 | Kilinahe Mendiola-Jensen | 6-1 | 170 | Sr. | Pearl City, O'ahu |
| | 25 | Matagi Thompson | 6-2 | 190 | Jr. | Honolulu, O'ahu |
| CB | 14 | Jaheim Wilson-Jones | 5-11 | 175 | Sr. | Yuma, Ariz. |
| | 13 | Elijah Gipson | 5-11 | 170 | Jr. | Los Angeles, Calif. |

SPECIALISTS

| | | | | | | |
|-------------|-------------|-------------------------|-------------|------------|------------|------------------------------------|
| PK | 17 | Kansei Matsuzawa | 6-2 | 200 | Sr. | Tokyo, Japan |
| | 98 | Sean Olvera-Harle | 6-0 | 210 | So. | San Juan Capistrano, Calif. |
| KO | 17 | Kansei Matsuzawa | 6-2 | 200 | Sr. | Tokyo, Japan |
| | -OR- 98 | Sean Olvera-Harle | 6-0 | 210 | So. | San Juan Capistrano, Calif. |
| P | 19 | Billy Gowers | 6-1 | 205 | Fr. | Melbourne, Australia |
| | 98 | Sean Olvera-Harle | 6-0 | 210 | So. | San Juan Capistrano, Calif. |
| LS | 33 | Jack Mowrey | 6-3 | 240 | So. | Charlotte, N.C. |
| | 45 | Nick Pang | 5-10 | 220 | Jr. | Honolulu, O'ahu |
| HOLD | 18 | Caleb Freeman | 6-0 | 185 | Sr. | Katy, Texas |
| | 8 | Tama Uiliata | 5-11 | 190 | Fr. | Waipahu, O'ahu |
| KR | 0 | Cam Barfield | 5-7 | 185 | So. | Las Vegas, Nev. |
| | 10 | David Cordero | 5-9 | 200 | Sr. | Tucson, Ariz. |
| PR | 8/20 | Tama Uiliata | 5-11 | 190 | Fr. | Waipahu, O'ahu |
| | 1 | Brandon White | 5-8 | 170 | Jr. | Cincinnati, Ohio |

PRONUNCIATION CHART

| Name | Pronunciation |
|--------------------------|--|
| Frank Abreu | uh-BREW |
| Ka'eo Akana | ka-A-oh • ah-KA-nah |
| Micah Alejado | ah-lee-HA-doh |
| Madden Aquino | uh-KEY-no |
| Pofele Ashlock | po-fey-lay |
| De'Jon Benton | dee-zhon |
| Nazaiah Caravallo | nuh-zay-yah |
| Kainoa "Kaikai" Carvalho | kye-NO-ah kye kye |
| Alika Cavaco-Amoy | ah-LEE-kah • ka-vah-ko ah-moy (rhymes w/boy) |
| Nick Cenacle | sen-uh-cull |
| Demaricus Davis | de-mar-shoe-us |
| Ha'aeo Dela Cruz | ha-ah-HEY-oh |
| Nick Delgadillo | del-gah-dee-yo |
| Koa Eldredge | ko-ah |
| Jordan Fetu | feh-TOO |
| Josiah Fetui | feh-TOO-ee |
| Junior Fiaui | fee-ow-ee |
| Deliyon Freeman | del-e-yawn |
| Jarvis Heimuli | hey-MOO-lee |
| Wynden Ho'ohuli | ho-oh-HOO-lee |
| Matteus Ioane | ma-TAY-us • E-oh-ah-nay |
| Giovanni Iovino | EYE-oh-VEE-no |
| Semaj James | seh-mahj |
| Tariq Jones | tah-REEK |
| Judah Kaio | ka-ee-oh |
| Blaze Kamoku | kah-MO-koo |
| Micah Kaonohi-Kaihenui | cow-ah-no-he • kye-hay-new-e |
| Tryton Keli'ikipi | kay-lee-ee-kee-pee |
| Noa Keohulua | keh-oh-hoo-low-ah |
| Titan Lacaden | LACK-ah-den |
| Lesterlaisene Lagafuaina | lester-lie-seh-neh • long-ah-foo-ah-ee-nah |
| Iosefa Letuli | E-oh-seh-fa • leh-TOO-lee |
| Tim Malo | mah-low |
| Peter Manuma | mah-new-mah |
| Lautaimi Manuma | lau-TIME-ee • mah-new-mah |
| Zaden Mariteragi | zay-den • mah-<r>ee-teh-<r>ong-ee |
| Kansei Matsuzawa | con-say • maht-soo-ZAH-wah |
| Aiden McComber | mic-COME-ber |
| Kilinahe Mendiola-Jensen | key-lee-nah-hey |
| Makana Meyer | mah-kuh-nah |
| Sitani Mikaele | see-tah-nee • me-kah-eh-lay |
| James Milovale | me-lo-VAH-lay |
| Fale Moalele | fa-lay • mo-AH-lay-lay |
| Tu'i Muti | too-ee • MOO-tee |
| Sean Olvera-Harle | ole-veh-rah har-lee |
| Kainoa Ontai | kye-NO-ah • on-tie |
| Jamih Otis | juh-my |
| Aisiah Paogofie | Isaiah • PONG-oh-fee-eh |
| Kuao Peihopa | koo-OW • pay-ho-pah |
| Vaifanua Peko | vie-fa-new-ah • peh-ko |
| Zoram Petelo | zo-rum • pay-tell-oh |
| Karsyn Pupunu | poo-POO-new |
| Josh Sagapolutele | song-ga-po-loo-teh-lee |
| Ezekiel Salanoa | sa-la-NO-ah |
| Oakie Salave'a | sah-lah-VAY-ah |
| Zhen Sotelo | so-TEH-low |
| Tasi Tadio | tah-see • tah-dee-oh |
| Devon Tauaeafa | tow (like cow) -uh-ef-uh |
| Jay Taulala-Harris | tao-ah-lah |
| Uluaki Taukiavea | OOH-loo-ah-KEY • TAO-key-ah-vay-ah |
| Josh Tavui | ta-VOO-E |
| Matagi Thompson | muh-TONG-ee |
| Tama Uiliata | ta-mah • willy-AH-tah |
| Riis Weber | reece |
| Jaheim Wilson-Jones | jah-HEEM |
| Noah Wily | why-lee |
| Waipehe Winchester | why-PAY-hey |



CAREER STARTS AT UH

| OFFENSE | Pos | Year | Streak | Career | 2025 | 2024 | 2023 | 2022 | 2021 |
|------------------|-----|-------|--------|--------|------|------|------|------|------|
| Pofele Ashlock | WR | Jr. | 17 | 36 | 12 | 11 | 13 | 0 | - |
| Kuao Peihopa* | OL | Sr. | 6 | 33 | 8 | 12 | 13 | - | - |
| Landon Sims | RB | Sr. | 0 | 22 | 9 | 8 | 5 | 0 | 0 |
| James Milovale | OL | Sr. | 22 | 22 | 12 | 10 | 0 | - | - |
| Zhen Sotelo | OL | Sr. | 12 | 21 | 12 | 9 | 0 | 0 | 0 |
| Nick Cenacle | WR | Sr. | 0 | 16 | 7 | 9 | 0 | 0 | - |
| Ethan Spencer | OL | Jr. | 8 | 15 | 11 | 4 | 0 | 0 | - |
| Karsyn Pupunu | WR | Sr. | 1 | 13 | 10 | 0 | 3 | 0 | 0 |
| Micah Alejado | QB | R-Fr. | 8 | 11 | 10 | 1 | - | - | - |
| Dean Briski | OL | Jr. | 6 | 10 | 10 | 0 | 0 | 0 | 0 |
| Jackson Harris | WR | So. | 7 | 9 | 9 | - | - | - | - |
| Judah Kaio | OL | Jr. | 0 | 6 | 5 | 1 | - | - | - |
| Tama Uiliata | WR | R-Fr. | 1 | 6 | 5 | 1 | - | - | - |
| Brandon White | WR | Jr. | 0 | 4 | 4 | - | - | - | - |
| Cam Barfield | RB | Jr. | 2 | 3 | 3 | 0 | - | - | - |
| Luke Weaver | QB | Jr. | 0 | 2 | 2 | - | - | - | - |
| Boogie Henderson | OL | RFr. | 0 | 2 | 2 | - | - | - | - |
| Max Ware | WR | Jr. | 0 | 1 | 1 | - | - | - | - |
| Devon Tauaefa | TE | Jr. | 0 | 1 | 0 | 0 | 1 | 0 | - |

| DEFENSE | Pos | Year | Streak | Career | 2025 | 2024 | 2023 | 2022 | 2021 |
|---------------------------|-----|------|--------|--------|------|------|------|------|------|
| Peter Manuma | DB | Sr. | 16 | 42 | 12 | 9 | 13 | 8 | - |
| Virdel Edwards II | DB | Sr. | 0 | 32 | 10 | 0 | 11 | 11 | - |
| Elijah Palmer | DB | Jr. | 6 | 26 | 10 | 9 | 7 | 0 | - |
| Jalen Smith | LB | Sr. | 12 | 26 | 12 | 6 | 8 | 0 | - |
| Kiilinahe Mendiola-Jensen | DB | Sr. | 6 | 19 | 10 | 9 | 0 | - | - |
| Jamih Otis | LB | Jr. | 0 | 15 | 11 | 4 | 0 | - | - |
| Tariq Jones | DL | Sr. | 0 | 14 | 7 | 7 | 0 | 0 | 0 |
| Jamar Sekona | DL | Sr. | 0 | 11 | 5 | 6 | - | - | - |
| Devyn King | DB | Sr. | 1 | 11 | 4 | 5 | 2 | 0 | - |
| De'Jon Benton | DL | Gr. | 6 | 11 | 11 | - | - | - | - |
| Jaheim Wilson-Jones | DB | Sr. | 2 | 11 | 10 | 1 | 0 | - | - |
| Justin Sinclair | DB | Sr. | 2 | 9 | 2 | 6 | 1 | - | - |
| Matagi Thompson | DB | Jr. | 0 | 9 | 3 | 1 | 0 | 4 | 1 |
| Lester Lagafuaina | DL | So. | 0 | 8 | 8 | - | - | - | - |
| Carsen Stocklinski | DL | Gr. | 0 | 6 | 6 | - | - | - | - |
| Wynden Ho'ohuli | LB | Sr. | 0 | 5 | 0 | 5 | 1 | 0 | - |
| Jackie Johnson III | DL | Sr. | 2 | 5 | 5 | 0 | 0 | - | - |
| Qwyn Williams | DL | Gr. | 3 | 4 | 4 | - | - | - | - |
| Deliyon Freeman | DB | So. | 0 | 2 | 0 | 2 | 0 | - | - |
| Giovanni Iovino | LB | Gr. | 1 | 1 | 1 | - | - | - | - |
| Luther McCoy | DL | Gr. | 0 | 1 | 1 | - | - | - | - |

* includes 13 starts on defensive line

CAREER GAMES AT UH

| OFFENSE | 2025 | Streak | Career |
|------------------------------|------|--------|--------|
| Karsyn Pupunu, WR | 12 | 37 | 48 |
| Landon Sims, RB | 12 | 33 | 46 |
| Nick Cenacle, WR | 7 | 0 | 43 |
| Zhen Sotelo, OL | 12 | 12 | 39 |
| Pofele Ashlock, WR | 12 | 17 | 36 |
| Kuao Peihopa, DL/OL | 10 | 10 | 35 |
| Ethan Spencer, OL | 11 | 8 | 34 |
| David Cordero, RB | 11 | 11 | 33 |
| Devon Tauaefa, TE | 11 | 10 | 32 |
| Dean Briski, OL/DL | 11 | 7 | 30 |
| James Milovale, OL | 12 | 12 | 24 |
| Cam Barfield, RB | 12 | 16 | 22 |
| Blaze Kamoku, WR | 11 | 11 | 20 |
| Christian Vaughn, RB | 10 | 7 | 16 |
| Tama Uiliata, WR | 12 | 12 | 16 |
| Micah Alejado, QB | 10 | 8 | 14 |
| Judah Kaio, OL | 9 | 3 | 13 |
| Caleb Freeman, QB | 12 | 12 | 12 |
| Sitani Mikaele, RB | 12 | 12 | 12 |
| Lautaimi Manumu, OL | 12 | 12 | 12 |
| Brandon White, WR | 11 | 4 | 11 |
| Jackson Harris, WR | 11 | 8 | 11 |
| Nick Delgadillo, WR | 9 | 9 | 11 |
| Max Ware, WR | 10 | 1 | 10 |
| Micah Kaonohi-Kaihenui, TE | 10 | 10 | 10 |
| Koa Eldredge, WR | 10 | 10 | 10 |
| Demaricus Davis, QB | 6 | 3 | 6 |
| Boogie Henderson, OL | 6 | 3 | 6 |
| Oakie Salave'a, TE | 0 | 0 | 5 |
| Luke Weaver, QB | 4 | 0 | 4 |
| KT Carter, OL | 4 | 1 | 4 |
| Titan Lacaden, RB | 3 | 0 | 3 |
| Tui Muti, OL | 3 | 1 | 3 |
| Frank Abreau, TE | 3 | 1 | 3 |
| Josiah Fetui, WR | 2 | 0 | 2 |
| Jarvis Heimuli, WR | 1 | 0 | 2 |
| Kainoa "KaiKai" Carvalho, WR | 2 | 0 | 2 |
| Tryton Keli'ikipi, RB | 2 | 1 | 2 |
| Alan Cordano, WR | 1 | 0 | 1 |
| Joey Farthing, WR | 1 | 0 | 1 |
| Jay Tauala-Harris, OL | 1 | 0 | 1 |

| DEFENSE | 2025 | Streak | Career |
|-------------------------------|------|--------|--------|
| Peter Manuma, DB | 12 | 16 | 48 |
| Tariq Jones, DL | 10 | 8 | 46 |
| Devyn King, DB | 11 | 11 | 43 |
| Jalen Smith, LB | 12 | 37 | 37 |
| Jamih Otis, LB | 11 | 0 | 36 |
| Justin Sinclair, DB | 12 | 16 | 36 |
| Virdel Edwards II, DB | 11 | 0 | 35 |
| Matagi Thompson, DB | 11 | 10 | 35 |
| Elijah Palmer, DB | 12 | 23 | 34 |
| Wynden Ho'ohuli, LB | 12 | 16 | 34 |
| Jaheim Wilson-Jones, DB | 12 | 23 | 32 |
| Jackie Johnson III, DL | 12 | 24 | 28 |
| Kiilinahe Mendiola-Jensen, DB | 12 | 24 | 27 |
| Lesterlaisene Lagafuaina, DL | 12 | 18 | 25 |
| Makana Meyer, DB | 10 | 7 | 20 |
| Jamar Sekona, DL | 11 | 8 | 18 |
| Deliyon Freeman, DB | 6 | 2 | 18 |
| Josh Sagapolutele DL | 12 | 14 | 18 |
| Aiden McComber, DL | 10 | 1 | 16 |
| Kona Moore, DB | 7 | 0 | 13 |
| Vaifanua Peko, DL | 9 | 0 | 13 |
| Giovanni Iovino, LB | 12 | 12 | 12 |
| Qwyn Williams, DL | 12 | 12 | 12 |
| Zorem Petelo, DL | 10 | 6 | 12 |
| Jordan Lynch, DL | 12 | 12 | 12 |
| Matteus Ioane, LB | 12 | 12 | 12 |
| Luther McCoy, DL | 11 | 8 | 11 |
| Elijah Gipson, DB | 11 | 6 | 11 |
| De'Jon Benton, DL | 11 | 6 | 11 |
| Ha'aheo Dela Cruz, DL | 8 | 0 | 10 |
| Kaao Akana, DL | 10 | 3 | 10 |
| Riis Weber, DB | 4 | 3 | 10 |
| Tasi Tadio, LB | 0 | 0 | 9 |
| Alika Cavaco-Amoy, LB | 8 | 0 | 8 |
| Zion Allen, DB | 8 | 3 | 8 |
| Nazaiah Caravallo, DL | 8 | 4 | 8 |
| Iosefa Letuli, DL | 6 | 1 | 6 |
| Noah Wily, DL | 6 | 1 | 6 |
| Semaj James, DB | 5 | 1 | 5 |
| Junior Fi'ai, LB | 5 | 1 | 5 |
| Julian "JuJu" Smith, DB | 4 | 1 | 4 |
| Ezekial Rodrigues, DB | 4 | 3 | 4 |
| Waipehe Winchester, DL | 3 | 0 | 3 |
| Falelua Moalele, DL | 3 | 1 | 3 |
| Kainoa Ontai, DB | 3 | 1 | 3 |
| Kellen Robins-Beers, DB | 2 | 1 | 2 |
| Tim Malo, DB | 1 | 0 | 1 |
| Zaden Mariteragi, LB | 1 | 0 | 1 |

| SPECIAL TEAMS | 2025 | Streak | Career |
|-----------------------|------|--------|--------|
| Kansei Matsuzawa, PK | 12 | 24 | 24 |
| Billy Gowers, P | 12 | 12 | 12 |
| Jack Mowrey, LS | 12 | 12 | 12 |
| Sean Olvera-Harle, KO | 5 | 1 | 5 |

GAME-BY-GAME STARTERS

SHERATON HAWAI'I BOWL vs. CALIFORNIA

| OFFENSE | QB | RB | WR | WR | WR | TE/WR | LT | LG | C | RG | RT |
|-------------------|---------|----------|--------|---------|---------|--------|-----------|--------|---------|---------|----------|
| Stanford | Alejado | Sims | White | Ashlock | Cenacle | Pupunu | Briski | Sotelo | Spencer | Kaio | Milovale |
| at Arizona | Alejado | Sims | Harris | Ashlock | Cenacle | Pupunu | Briski | Sotelo | Spencer | Kaio | Milovale |
| Sam Houston | Weaver | Sims | Harris | Ashlock | Uiliata | Pupunu | Briski | Sotelo | Spencer | Kaio | Milovale |
| Portland State | Weaver | Sims | Ware | Ashlock | Uiliata | Pupunu | Briski | Sotelo | Kaio | Peihopa | Milovale |
| Fresno State | Alejado | Sims | White | Ashlock | Uiliata | Pupunu | Henderson | Sotelo | Spencer | Peihopa | Milovale |
| at Air Force | Alejado | Sims | Harris | Ashlock | Uiliata | Pupunu | Henderson | Sotelo | Spencer | Kaio | Milovale |
| Utah State | Alejado | Sims | Harris | Ashlock | Cenacle | Pupunu | Briski | Sotelo | Spencer | Peihopa | Milovale |
| at Colorado State | Alejado | Sims | Harris | Ashlock | Cenacle | Pupunu | Briski | Sotelo | Spencer | Peihopa | Milovale |
| at San José State | Alejado | Sims | Harris | Ashlock | Cenacle | Pupunu | Briski | Sotelo | Spencer | Peihopa | Milovale |
| San Diego State | Alejado | Sims | Harris | Ashlock | Cenacle | White | Briski | Sotelo | Spencer | Peihopa | Milovale |
| at UNLV | Alejado | Barfield | Harris | Ashlock | Cenacle | White | Briski | Sotelo | Spencer | Peihopa | Milovale |
| Wyoming | Alejado | Barfield | Harris | Ashlock | Uiliata | Pupunu | Briski | Sotelo | Spencer | Peihopa | Milovale |

| DEFENSE | DE | NT | DT | DE/LB | LB | LB | NB | CB | S | S | CB |
|-------------------|---------------|-------------|--------|-------------|-----------|--------|-------------|---------|-----------------|--------|--------------|
| Stanford | Lagafuaina | Stocklinski | Benton | Jones | Ja. Smith | Otis | Sekona (DL) | Edwards | Thompson | Manuma | Wilson-Jones |
| at Arizona | Lagafuaina | Williams | Benton | Jones | Ja. Smith | Otis | Palmer | Edwards | Mendiola-Jensen | Manuma | Wilson-Jones |
| Sam Houston | Thompson (DB) | Stocklinski | Benton | Johnson III | Ja. Smith | Otis | Palmer | Edwards | Mendiola-Jensen | Manuma | Wilson-Jones |
| Portland State | Lagafuaina | Stocklinski | Benton | Johnson III | Ja. Smith | Otis | Palmer | Edwards | Mendiola-Jensen | Manuma | Wilson-Jones |
| Fresno State | Lagafuaina | Stocklinski | Benton | Johnson III | Ja. Smith | Otis | Palmer | Edwards | Mendiola-Jensen | Manuma | Wilson-Jones |
| at Air Force | Lagafuaina | Stocklinski | Sekona | Jones | Ja. Smith | Otis | McCoy (DL) | Edwards | Thompson | Manuma | King |
| Utah State | Lagafuaina | Sekona | Benton | Jones | Ja. Smith | Otis | Palmer | Edwards | Mendiola-Jensen | Manuma | Wilson-Jones |
| at Colorado State | Lagafuaina | Sekona | Benton | Jones | Ja. Smith | Otis | Palmer | Edwards | Mendiola-Jensen | Manuma | Wilson-Jones |
| at San José State | Lagafuaina | Sekona | Benton | Jones | Ja. Smith | Otis | Palmer | King | Mendiola-Jensen | Manuma | Wilson-Jones |
| San Diego State | Williams | Stocklinski | Benton | Jones | Ja. Smith | Otis | Palmer | Edwards | Mendiola-Jensen | Manuma | King |
| at UNLV | Sinclair (S) | Williams | Benton | Johnson III | Ja. Smith | Otis | Palmer | Edwards | Mendiola-Jensen | Manuma | Wilson-Jones |
| Wyoming | Sinclair (S) | Williams | Benton | Johnson III | Ja. Smith | Iovino | Palmer | King | Mendiola-Jensen | Manuma | Wilson-Jones |

| SPECIAL TEAMS | KO | PK | P | H | PR | KR | KR | LS |
|-------------------|--------------|-----------|--------|---------|---------|----------|---------|--------|
| Stanford | Olvera-Harle | Matsuzawa | Gowers | Freeman | Uiliata | Barfield | White | Mowrey |
| at Arizona | Olvera-Harle | Matsuzawa | Gowers | Freeman | Uiliata | Barfield | White | Mowrey |
| Sam Houston | Olvera-Harle | Matsuzawa | Gowers | Freeman | Uiliata | Barfield | Cordero | Mowrey |
| Portland State | Olvera-Harle | Matsuzawa | Gowers | Freeman | Uiliata | Barfield | Cordero | Mowrey |
| Fresno State | Matsuzawa | Matsuzawa | Gowers | Freeman | Uiliata | Barfield | Cordero | Mowrey |
| at Air Force | Matsuzawa | Matsuzawa | Gowers | Freeman | Uiliata | Barfield | - | Mowrey |
| Utah State | Matsuzawa | Matsuzawa | Gowers | Freeman | Uiliata | Barfield | Cordero | Mowrey |
| at Colorado State | Matsuzawa | Matsuzawa | Gowers | Freeman | Uiliata | Barfield | Cordero | Mowrey |
| at San José State | Matsuzawa | Matsuzawa | Gowers | Freeman | Uiliata | Barfield | Cordero | Mowrey |
| San Diego State | Matsuzawa | Matsuzawa | Gowers | Freeman | Uiliata | Barfield | Cordero | Mowrey |
| at UNLV | Matsuzawa | Matsuzawa | Gowers | Freeman | Uiliata | Barfield | Cordero | Mowrey |
| Wyoming | Olvera-Harle | Matsuzawa | Gowers | Freeman | Uiliata | Barfield | Cordero | Mowrey |

GAME-BY-GAME INDIVIDUAL LEADERS

| Opponent | Passing | Rushing | Receptions | Receiving Yards | Touchdowns | Tackles |
|-------------------|---------------|---------------|--------------------------|-----------------|--------------------|-----------------------|
| Stanford | Alejado (210) | Barfield (45) | Ashlock (9) | Ashlock (69) | Ashlock/Harris (1) | Manuma/Otis (8) |
| at Arizona | Alejado (157) | Sims (41) | Ashlock (6) | Sims (48) | None | Manuma (7) |
| Sam Houston | Weaver (294) | Sims (60) | Ashlock/Sims (7) | Ashlock (125) | Ashlock (2) | Manuma/Lagafuaina (6) |
| Portland State | Weaver (240) | Sims (40) | Pupunu (5) | Barfield (50) | Barfield (2) | Palmer (7) |
| Fresno State | Alejado (219) | Alejado (31) | Ashlock (8) | Ashlock (68) | Kamoku/Otis (1) | Wilson-Jones (6) |
| at Air Force | Alejado (457) | Sims (57) | Harris/White (7) | Harris (144) | Harris (2) | Edwards/Otis (5) |
| Utah State | Alejado (413) | Sims (82) | Ashlock (8) | Harris (117) | Ashlock (3) | Palmer (6) |
| at Colorado State | Alejado (301) | Sims (59) | Cenacle (7) | Harris (109) | Harris (2) | Otis (12) |
| at San José State | Alejado (367) | Sims (57) | Ashlock (7) | Harris (134) | Harris/Sims (2) | Palmer (6) |
| San Diego State | Alejado (256) | Barfield (69) | Harris (7) | Harris (130) | Harris (3) | Manuma/Ja. Smith (7) |
| at UNLV | Alejado (163) | Sims (26) | Harris/Sims/Barfield (3) | Harris (79) | Harris (1) | Mendiola-Jensen (10) |
| Wyoming | Alejado (289) | Barfield (77) | Ashlock/Harris (4) | Harris (153) | Barfield (2) | Manuma (11) |

SCORING DRIVES

SHERATON HAWAI'I BOWL vs. CALIFORNIA

Aug. 23 vs. Stanford

| | Qtr | Time | Type | Plays | Yds | TOP |
|--------------------------------|-----|------|------|-------|-----|------|
| Ashlock 3 yd pass from Alejado | 1 | 2:19 | TD | 6 | 58 | 2:22 |
| Harris 19 yd pass from Alejado | 2 | 0:42 | TD | 9 | 75 | 2:57 |
| Matsuzawa 40 yd field goal | 3 | 6:25 | FG | 11 | 36 | 4:18 |
| Matsuzawa 37 yd field goal | 4 | 2:01 | FG | 10 | 50 | 3:57 |
| Matsuzawa 38 yd field goal | 4 | 0:00 | FG | 9 | 52 | 1:33 |

Aug. 30 at Arizona

| | Qtr | Time | Type | Plays | Yds | TOP |
|----------------------------|-----|------|------|-------|-----|------|
| Matsuzawa 33 yd field goal | 1 | 4:48 | FG | 15 | 59 | 7:23 |
| Matsuzawa 41 yd field goal | 2 | 0:00 | FG | 10 | 52 | 4:31 |

Sept. 6 Sam Houston

| | Qtr | Time | Type | Plays | Yds | TOP |
|--------------------------------|-----|-------|------|-------|-----|------|
| Sims 1 yd pass from Weaver | 1 | 10:46 | TD | 8 | 78 | 2:51 |
| Matsuzawa 38 yd field goal | 2 | 0:00 | FG | 10 | 55 | 1:57 |
| Matsuzawa 43 yd field goal | 3 | 10:13 | FG | 12 | 50 | 4:44 |
| Ashlock 6 yd pass from Weaver | 4 | 13:37 | TD | 9 | 76 | 4:35 |
| Matsuzawa 19 yd field goal | 4 | 3:01 | FG | 10 | 58 | 5:07 |
| Ashlock 15 yd pass from Weaver | 4 | 1:47 | TD | 4 | 23 | 0:38 |

Sept. 13 Portland State

| | Qtr | Time | Type | Plays | Yds | TOP |
|---------------------------------|-----|-------|------|-------|-----|------|
| Barfield 16 yd pass from Weaver | 2 | 13:09 | TD | 10 | 73 | 4:00 |
| Barfield 31 yd pass from Weaver | 2 | 9:39 | TD | 7 | 53 | 2:35 |
| Matsuzawa 44 yd field goal | 3 | 9:29 | FG | 12 | 61 | 5:25 |
| Matsuzawa 47 yd field goal | 4 | 8:12 | FG | 14 | 51 | 6:37 |
| Matsuzawa 35 yd field goal | 4 | 0:58 | FG | 7 | 13 | 2:46 |

Sept. 20 Fresno State

| | Qtr | Time | Type | Plays | Yds | TOP |
|--------------------------------|-----|------|------|-------|-----|------|
| Matsuzawa 40 yd field goal | 3 | 7:31 | FG | 9 | 34 | 2:00 |
| Matsuzawa 52 yd field goal | 3 | 3:15 | FG | 7 | 40 | 2:32 |
| Kamoku 10 yd pass from Alejado | 4 | 0:10 | TD | 12 | 77 | 2:56 |

Sept. 27 at Air Force

| | Qtr | Time | Type | Plays | Yds | TOP |
|--------------------------------|-----|-------|------|-------|-----|-------|
| Harris 6 yd pass from Alejado | 1 | 11:25 | TD | 6 | 75 | 3:35 |
| White 24 yd pass from Alejado | 1 | 6:11 | TD | 6 | 75 | 3:05 |
| Matsuzawa 31 yd field goal | 2 | 3:49 | FG | 24 | 80 | 12:14 |
| Sims 1 yd rush | 3 | 2:44 | TD | 10 | 55 | 4:49 |
| Barfield 27 yd rush | 4 | 14:55 | TD | 4 | 37 | 1:30 |
| Matsuzawa 39 yd field goal | 4 | 11:14 | FG | 7 | 21 | 2:46 |
| Harris 74 yd pass from Alejado | 4 | 5:06 | TD | 3 | 75 | 0:52 |
| Matsuzawa 25 yd field goal | 4 | 0:34 | FG | 9 | 67 | 3:55 |

Oct. 11 vs. Utah State

| | Qtr | Time | Type | Plays | Yds | TOP |
|---------------------------------|-----|-------|------|-------|-----|------|
| Matsuzawa 31 yd field goal | 1 | 8:53 | FG | 7 | 26 | 3:24 |
| Ashlock 18 yd pass from Alejado | 1 | 2:27 | TD | 4 | 75 | 2:04 |
| Ashlock 7 yd pass from Alejado | 2 | 5:45 | TD | 6 | 75 | 2:26 |
| Ashlock 31 yd pass from Alejado | 2 | 1:05 | TD | 6 | 75 | 0:41 |
| Matsuzawa 46 yd field goal | 3 | 3:20 | FG | 9 | 38 | 3:20 |
| Alejado 15 yd rush | 4 | 11:55 | TD | 11 | 81 | 4:56 |
| Matsuzawa 36 yd field goal | 4 | 7:47 | FG | 7 | 45 | 2:49 |
| Sims 4 yd rush | 4 | 3:48 | TD | 6 | 36 | 2:57 |

Oct. 18 at Colorado State

| | Qtr | Time | Type | Plays | Yds | TOP |
|---------------------------------|-----|------|------|-------|-----|------|
| Cenacle 17 yd pass from Alejado | 1 | 8:38 | TD | 10 | 65 | 5:25 |
| Harris 75 yd pass from Alejado | 2 | 5:54 | TD | 1 | 75 | 0:12 |
| Harris 9 yd pass from Alejado | 3 | 9:50 | TD | 8 | 65 | 5:10 |
| Matsuzawa 26 yd field goal | 3 | 3:09 | FG | 11 | 54 | 5:18 |
| Barfield 35 yd rush | 4 | 2:23 | TD | 8 | 75 | 4:27 |

Nov. 1 at San José State

| | Qtr | Time | Type | Plays | Yds | TOP |
|--------------------------------|-----|------|------|-------|-----|------|
| Barfield 1 yd rush | 1 | 6:17 | TD | 13 | 71 | 6:48 |
| Harris 68 pass from Alejado | 2 | 4:07 | TD | 2 | 66 | 0:49 |
| Sims 6 yd pass from Alejado | 3 | 9:46 | TD | 9 | 70 | 5:07 |
| Sims 2 yd rush | 3 | 0:04 | TD | 4 | 59 | 1:53 |
| Harris 20 yd pass from Alejado | 4 | 9:32 | TD | 9 | 73 | 3:25 |
| Matsuzawa 24 yd field goal | 4 | 1:16 | FG | 13 | 69 | 4:21 |

Nov. 8 vs. San Diego State

| | Qtr | Time | Type | Plays | Yds | TOP |
|--------------------------------|-----|-------|------|-------|-----|------|
| Harris 9 yd pass from Alejado | 1 | 6:37 | TD | 9 | 75 | 4:10 |
| Harris 34 yd pass from Alejado | 1 | 2:14 | TD | 7 | 70 | 2:44 |
| Harris 35 yd pass from Alejado | 2 | 12:54 | TD | 6 | 75 | 2:02 |
| Matsuzawa 22 yd field goal | 2 | 4:23 | FG | 16 | 76 | 7:32 |

Nov. 21 at UNLV

| | Qtr | Time | Type | Plays | Yds | TOP |
|--------------------------------|-----|------|------|-------|-----|------|
| Harris 70 yd pass from Alejado | 1 | 8:16 | TD | 3 | 75 | 1:12 |
| Matsuzawa 45 yd field goal | 2 | 0:05 | FG | 6 | 31 | 1:55 |

Nov. 29 vs. Wyoming

| | Qtr | Time | Type | Plays | Yds | TOP |
|----------------------------------|-----|-------|------|-------|-----|------|
| Barfield 19 yd pass from Alejado | 1 | 3:52 | TD | 10 | 75 | 5:06 |
| Matsuzawa 47 yd field goal | 2 | 7:33 | FG | 5 | 14 | 2:13 |
| Harris 78 yd pass from Alejado | 2 | 4:47 | TD | 2 | 80 | 0:41 |
| Matsuzawa 47 yd field goal | 2 | 2:28 | FG | 4 | 6 | 0:36 |
| Barfield 41 yd rush | 3 | 11:36 | TD | 6 | 75 | 3:24 |

MOST YARDS

| Yards | Date | Opponent | Plays | TOP | Result |
|-------|----------|--------------|-------|-------|------------|
| 81 | Oct. 11 | Utah State | 11 | 4:56 | Touchdown |
| 80 | Sept. 27 | at Air Force | 24 | 12:14 | Field Goal |
| 80 | Nov. 29 | Wyoming | 2 | 0:41 | Touchdown |

FEWEST YARDS

| Yards | Date | Opponent | Plays | TOP | Result |
|-------|----------|----------------|-------|------|------------|
| 6 | Nov. 29 | Wyoming | 4 | 0:36 | Field Goal |
| 13 | Sept. 13 | Portland State | 7 | 2:46 | Field Goal |
| 14 | Nov. 29 | Wyoming | 5 | 2:13 | Field Goal |

MOST PLAYS

| Plays | Date | Opponent | Yards | TOP | Result |
|-------|----------|-----------------|-------|-------|------------|
| 24 | Sept. 27 | at Air Force | 80 | 12:14 | Field Goal |
| 16 | Nov. 8 | San Diego State | 16 | 7:32 | Field Goal |
| 15 | Aug. 30 | at Arizona | 59 | 7:23 | Field Goal |

FEWEST PLAYS

| Plays | Date | Opponent | Yards | TOP | Result |
|-------|---------|-------------------|-------|------|-----------|
| 1 | Oct. 18 | at Colorado State | 75 | 0:12 | Touchdown |
| 2 | Nov. 29 | Wyoming | 80 | 0:41 | Touchdown |
| 2 | Nov. 1 | at San José State | 66 | 0:49 | Touchdown |

LONGEST DURATION

| TOP | Date | Opponent | Plays | Yards | Result |
|-------|----------|-----------------|-------|-------|------------|
| 12:14 | Sept. 27 | at Air Force | 24 | 80 | Field Goal |
| 7:32 | Nov. 8 | San Diego State | 16 | 76 | Field Goal |
| 7:23 | Aug. 30 | at Arizona | 15 | 59 | Field Goal |

QUICKEST DURATION

| Yards | Date | Opponent | Plays | Yards | Result |
|-------|---------|-------------------|-------|-------|------------|
| 0:12 | Oct. 18 | at Colorado State | 1 | 75 | Touchdown |
| 0:36 | Nov. 29 | Wyoming | 4 | 6 | Field Goal |
| 0:38 | Sept. 6 | Sam Houston | 4 | 23 | Touchdown |

SCORING BY QUARTER

1st: 13 (11 TD, 2 FG)

2nd: 19 (12 TD, 6 FG, 1 SAF)

3rd: 14 (7 TD, 7 FG)

4th: 18 (9 TD, 9 FG)

* includes 3 defensive & 1 special teams TD

SCORING SUPERLATIVES

Quarter: 20 at Air Force (4th)

1st Half: 24, 2x, vs. Utah State & vs. San Diego State

2nd Half: 27 at Air Force

DRIVE LENGTH

| | <9 | 10-19 | 20-29 | 30-39 | 40-49 | 50-59 | 60-69 | 70-79 | 80-89 | 90-99 | Total |
|--------------|----------|----------|----------|----------|----------|-----------|----------|-----------|----------|----------|-----------|
| Touchdowns | 0 | 0 | 1 | 2 | 0 | 4 | 3 | 22 | 2 | 0 | 34 |
| Field Goals | 1 | 2 | 2 | 4 | 2 | 9 | 3 | 1 | 1 | 0 | 25 |
| Total | 1 | 2 | 3 | 6 | 2 | 13 | 6 | 23 | 3 | 0 | 59 |

OPPONENT SCORING DRIVES

SHERATON HAWAI'I BOWL vs. CALIFORNIA

| Aug. 23 vs. Stanford | Qtr | Time | Type | Plays | Yds | TOP |
|-------------------------|-----|------|------|-------|-----|------|
| Kenney 23 yd field goal | 1 | 7:14 | FG | 15 | 70 | 7:46 |
| Kenney 46 yd field goal | 2 | 3:39 | FG | 10 | 37 | 4:58 |
| Ford 2 yd rush | 4 | 9:41 | TD | 20 | 85 | 9:37 |

| Aug. 30 at Arizona | Qtr | Time | Type | Plays | Yds | TOP |
|---------------------------------|-----|-------|------|-------|-----|------|
| Reescano 13 yd rush | 1 | 12:11 | TD | 4 | 47 | 1:21 |
| Craig 54 yd rush | 2 | 12:26 | TD | 2 | 55 | 0:33 |
| Salgado-Medina 35 yd field goal | 2 | 4:31 | FG | 12 | 48 | 5:20 |
| Olson 5 yd pass from Fifita | 3 | 12:51 | TD | 6 | 65 | 2:09 |
| Fifita 10 yd rush | 3 | 6:46 | TD | 2 | 10 | 0:47 |
| Salgado-Medina 52 yd field goal | 4 | 13:14 | FG | 4 | -10 | 2:10 |
| Mahdi 5 yd ruh | 4 | 4:29 | TD | 8 | 72 | 3:50 |

| Sept. 6 Sam Houston | Qtr | Time | Type | Plays | Yds | TOP |
|-----------------------------|-----|------|------|-------|-----|------|
| Lopez 28 yd field goal | 1 | 2:29 | FG | 8 | 47 | 3:17 |
| Lopez 29 yd field goal | 2 | 1:57 | FG | 9 | 64 | 3:48 |
| Green 21 yd pass from Locke | 4 | 8:15 | TD | 10 | 90 | 5:16 |

| Sept. 13 Portland State | Qtr | Time | Type | Plays | Yds | TOP |
|-------------------------|-----|------|------|-------|-----|------|
| Uribe 25 yd field goal | 3 | 3:45 | FG | 5 | 33 | 1:39 |

| Sept. 20 Fresno State | Qtr | Time | Type | Plays | Yds | TOP |
|---------------------------------|-----|------|------|-------|-----|------|
| Anderson 13 yd pass from Warner | 2 | 0:38 | TD | 6 | 57 | 0:56 |
| Donelson 1 yd rush | 3 | 5:47 | TD | 4 | 75 | 1:44 |
| Lynch 27 yd field goal | 4 | 9:54 | FG | 4 | 3 | 1:28 |

| Sept. 27 at Air Force | Qtr | Time | Type | Plays | Yds | TOP |
|--------------------------------------|-----|-------|------|-------|-----|------|
| Fleischmann 5 yd yd pass from Szarka | 1 | 9:16 | TD | 4 | 74 | 2:04 |
| Frew 11 yd rush | 3 | 12:33 | TD | 5 | 75 | 2:27 |
| Harris 73 yd pass from Szarka | 4 | 14:04 | TD | 2 | 75 | 0:51 |
| Hodges 2 yd rush | 4 | 5:58 | TD | 10 | 75 | 5:16 |
| Smith 34 yd pass from Szarka | 4 | 4:30 | TD | 2 | 75 | 0:36 |

| Oct. 11 vs. Utah State | Qtr | Time | Type | Plays | Yds | TOP |
|-------------------------------|-----|-------|------|-------|-----|------|
| Rinker 20 yd field goal | 1 | 4:31 | FG | 11 | 73 | 4:22 |
| Davis 1 yd rush | 2 | 9:36 | TD | 7 | 47 | 2:27 |
| Jacobs 30 yd pass from Garcia | 2 | 8:11 | TD | 1 | 30 | 0:08 |
| Rinker 40 yd field goal | 2 | 1:05 | FG | 11 | 64 | 1:50 |
| Lane 32 yd pass from Barnes | 3 | 14:01 | TD | 3 | 44 | 0:59 |

| Oct. 18 at Colorado State | Qtr | Time | Type | Plays | Yds | TOP |
|-----------------------------------|-----|-------|------|-------|-----|------|
| Winfield 7 yd pass from Brousseau | 4 | 11:58 | TD | 14 | 75 | 6:11 |
| Bullock 3 yd rush | 4 | 6:50 | TD | 11 | 77 | 4:08 |

| Nov. 1 at San José State | Qtr | Time | Type | Plays | Yds | TOP |
|------------------------------|-----|------|------|-------|-----|------|
| Chavez-Soto 10 yd rush | 1 | 0:51 | TD | 2 | 47 | 0:32 |
| Chavez-Soto 20 yd rush | 2 | 9:49 | TD | 11 | 87 | 4:28 |
| Radcliffe 1 yd rush | 2 | 5:40 | TD | 8 | 77 | 2:31 |
| Scudero 50 yd pass from Eget | 2 | 3:29 | TD | 2 | 73 | 0:32 |
| Brown 24 yd field goal | 2 | 1:34 | FG | 8 | 57 | 1:34 |
| Scudero 62 yd pass from Eget | 3 | 9:02 | TD | 3 | 75 | 0:44 |
| Chavez-Soto 1 yd rush | 4 | 5:37 | TD | 7 | 75 | 3:55 |

| Nov. 8 vs. San Diego State | Qtr | Time | Type | Plays | Yds | TOP |
|-----------------------------|-----|-------|------|-------|-----|------|
| Plascencia 42 yd field goal | 1 | 10:47 | FG | 4 | 1 | 1:22 |
| Plascencia 43 yd field goal | 2 | 14:56 | FG | 5 | 53 | 4:10 |

| Nov. 21 at UNLV | Qtr | Time | Type | Plays | Yds | TOP |
|-----------------------------------|-----|-------|------|-------|-----|------|
| Villela 44 yd field goal | 1 | 9:28 | FG | 11 | 48 | 5:32 |
| Bradley 8 yd pass from Colandrea | 1 | 3:47 | TD | 8 | 75 | 4:29 |
| Lyons 72 yd pass from Colandrea | 2 | 13:37 | TD | 4 | 82 | 1:48 |
| Lee 14 yd rush | 2 | 5:45 | TD | 13 | 74 | 5:45 |
| Reynolds 1 yd pass from Colandrea | 4 | 14:55 | TD | 8 | 85 | 4:13 |
| Earle 27 yard rush | 4 | 12:49 | TD | 1 | 27 | 0:06 |

| Nov. 29 vs. Wyoming | Qtr | Time | Type | Plays | Yds | TOP |
|---------------------|-----|------|------|-------|-----|-----|
| None | | | | | | |

SCORING BY QUARTER

1st: 11 (7 TD, 4 FG)

2nd: 12 (7 TD, 5 FG)

3rd: 7 (6 TD, 1 FG)

4th: 14 (12 TD, 2 FG)

* includes 4 defensive and 1 special teams TD

SCORING SUPERLATIVES

Quarter: 24 at San José State (2nd)

1st Half: 31 at San José State

2nd Half: 28 at Air Force

UH OPENING DRIVES

| Opp. | 1st Half | | | | 2nd Half | | | |
|---------|----------|----|------|--------|----------|-----|------|--------|
| | Ply | Yd | TOP | Result | Ply | Yd | TOP | Result |
| STA | 1 | -1 | 0:06 | Fumble | 5 | 11 | 2:36 | Punt |
| at AZ | 3 | 8 | 1:28 | Punt | 3 | -10 | 1:27 | Punt |
| SH | 8 | 78 | 2:51 | TD | 12 | 50 | 4:44 | FG |
| PSU | 8 | 31 | 4:02 | Punt | 12 | 61 | 5:25 | FG |
| FS | 5 | 11 | 2:39 | Punt | 6 | 15 | 3:22 | Punt |
| at AF | 6 | 75 | 3:35 | TD | 7 | 27 | 3:12 | Downs |
| USU | 4 | 23 | 1:23 | Punt | 8 | 24 | 3:34 | Punt |
| at CSU | 10 | 65 | 5:25 | TD | 8 | 65 | 5:10 | TD |
| at SJSU | 13 | 71 | 6:48 | TD | 9 | 70 | 5:07 | TD |
| SDSU | 3 | 5 | 1:04 | Int. | 4 | 28 | 1:44 | Punt |
| at UNLV | 3 | 75 | 1:12 | TD | 5 | 16 | 3:28 | Punt |
| WYO | 6 | 37 | 3:12 | Int | 6 | 75 | 3:24 | TD |

OPPONENT OPENING DRIVES

| Opp. | 1st Half | | | | 2nd Half | | | |
|---------|----------|----|------|-----------|----------|----|------|--------|
| | Ply | Yd | TOP | Result | Ply | Yd | TOP | Result |
| STA | 15 | 70 | 7:46 | FG | 3 | 3 | 1:35 | Punt |
| at AZ | 4 | 47 | 1:21 | TD | 6 | 65 | 2:09 | TD |
| SH | 3 | -2 | 1:23 | Punt | 3 | -9 | 1:34 | Punt |
| PSU | 7 | 22 | 3:05 | Punt | 3 | -5 | 1:25 | Punt |
| FS | 13 | 56 | 6:57 | Missed FG | 3 | 3 | 2:07 | Punt |
| at AF | 4 | 74 | 2:04 | TD | 5 | 75 | 2:27 | TD |
| USU | 3 | 2 | 1:20 | Punt | 3 | 44 | 0:59 | TD |
| at CSU | 3 | 50 | 0:57 | Punt | 3 | -3 | 1:25 | Punt |
| at SJSU | 9 | 46 | 1:55 | Downs | 3 | 75 | 0:44 | TD |
| SDSU | 3 | 2 | 1:42 | Punt | 5 | 27 | 2:19 | Int. |
| at UNLV | 11 | 48 | 5:32 | FG | 7 | 42 | 3:59 | Fumble |
| WYO | 5 | 27 | 2:45 | Punt | 10 | 56 | 4:54 | Downs |

DRIVE LENGTH

| | <9 | 10-19 | 20-29 | 30-39 | 40-49 | 50-59 | 60-69 | 70-79 | 80-89 | 90-99 | Total |
|--------------|----------|----------|----------|----------|----------|----------|----------|-----------|----------|----------|-----------|
| Touchdowns | 0 | 1 | 1 | 1 | 4 | 2 | 1 | 15 | 4 | 1 | 30 |
| Field Goals | 3 | 1 | 0 | 1 | 3 | 2 | 2 | 2 | 0 | 0 | 14 |
| Total | 3 | 2 | 1 | 2 | 7 | 4 | 3 | 17 | 4 | 1 | 44 |

HAWAI'I

PASSING (20 yards or longer)

| YDS | Play | *TD | QTR | OPP |
|-----|-----------------------|-----|-----|-------------------|
| 78 | Harris from Alejado | * | 2nd | Wyoming |
| 75 | Harris from Alejado | * | 2nd | at Colorado State |
| 74 | Harris from Alejado | * | 4th | at Air Force |
| 70 | Harris from Alejado | * | 1st | at UNLV |
| 68 | Harris from Alejado | * | 2nd | at San Josè State |
| 59 | Barfield from Alejado | | 1st | at Air Force |
| 47 | Ashlock from Weaver | | 1st | Sam Houston |
| 46 | Harris from Alejado | | 3rd | Wyoming |
| 46 | White from Alejado | | 1st | Utah State |
| 45 | White from Alejado | | 3rd | at San Josè State |
| 43 | Harris from Alejado | | 2nd | Utah State |
| 38 | Ashlock from Alejado | | 3rd | Fresno State |
| 35 | Harris from Alejado | * | 2nd | San Diego State |
| 34 | Harris from Alejado | * | 1st | San Diego State |
| 34 | Tauaefa from Uliata | | 3rd | at San Josè State |
| 32 | White from Alejado | | 1st | San Diego State |
| 31 | Ashlock from Alejado | * | 2nd | Utah State |
| 31 | Barfield from Weaver | * | 2nd | Portland State |
| 30 | Uiliata from Weaver | | 3rd | Portland State |
| 29 | Ashlock from Weaver | | 4th | Sam Houston |
| 28 | Sims from Alejado | | 2nd | at Arizona |
| 27 | White from Alejado | | 2nd | Fresno State |
| 27 | White from Weaver | | 2nd | Sam Houston |
| 26 | Cenacle from Alejado | | 1st | Utah State |
| 26 | Uiliata from Weaver | | 4th | at Arizona |
| 25 | Ashlock from Alejado | | 4th | Stanford |
| 24 | Ashlock from Alejado | | 3rd | Wyoming |
| 24 | Cenacle from Alejado | | 2nd | at Colorado State |
| 24 | White from Alejado | * | 1st | at Air Force |
| 24 | Sims from Alejado | | 1st | at Air Force |
| 24 | Sims from Alejado | | 4th | Stanford |
| 23 | Harris from Alejado | | 1st | Wyoming |
| 23 | Sims from Weaver | | 4th | Portland State |
| 23 | Ware from Weaver | | 1st | Portland State |
| 22 | Ashlock from Alejado | | 4th | Utah State |
| 21 | Barfield from Alejado | | 1st | at Colorado State |
| 21 | Harris from Alejado | | 3rd | at Air Force |
| 20 | Ashlock from Alejado | | 3rd | Wyoming |
| 20 | Harris from Alejado | * | 4th | at San Josè State |
| 20 | Ashlock from Alejado | | 4th | at San Josè State |
| 20 | Pupunu from Alejado | | 3rd | at Colorado State |

RUSHING (20 yards or longer)

| YDS | Player | *TD | QTR | OPP |
|-----|----------|-----|-----|-------------------|
| 43 | Sims | | 4th | Utah State |
| 41 | Barfield | * | 3rd | Wyoming |
| 37 | Davis | | 4th | Utah State |
| 35 | Barfield | * | 4th | at Colorado State |
| 30 | Alejado | | 1st | Stanford |
| 27 | Barfield | * | 4th | at Air Force |
| 26 | Barfield | | 2nd | San Diego State |

DEFENSIVE (20 yards or longer)

| YDS | Play | *TD | QTR | OPP |
|-----|----------------------------|-----|-----|-----------------|
| 53 | Palmer interception return | * | 3rd | San Diego State |
| 41 | Iovino interception return | * | 2nd | Sam Houston |
| 37 | Otis fumble return | * | 2nd | Fresno State |
| 22 | Mendilola-Jensen int. ret. | | 3rd | San Diego State |

SPECIAL TEAMS (40 yds/KO; 20 yds/punt return)

| YDS | Play | *TD | QTR | OPP |
|-----|-------------------------|-----|-----|-----------------|
| 86 | Barfield kickoff return | * | 3rd | San Diego State |

EXPLOSIVE PLAYS BY DISTANCE

| Distance | No. | TD |
|----------|-----|----|
| 20-29 | 25 | 3 |
| 30-39 | 13 | 6 |
| 40-49 | 7 | 2 |
| 50-59 | 2 | 1 |
| 60-69 | 1 | 1 |
| 70-79 | 4 | 4 |
| 80-89 | 1 | 1 |
| 90-99 | 0 | 0 |
| 100 | 0 | 0 |

EXPLOSIVE PLAYS BY TYPE

| Distance | No. | TD | Longest Play |
|--------------|-----------|-----------|--|
| Rush | 7 | 3 | 43, Sims vs. Utah State, Oct. 11 |
| Pass | 41 | 11 | 78, Harris from Alejado vs. Wyoming, Nov. 29 |
| Punt Return | 0 | 0 | |
| Kick Return | 1 | 1 | 86, Barfield vs. San Diego State, Nov. 8 |
| Interception | 3 | 2 | 53, Palmer vs. San Diego State, Nov. 8 |
| Fumble | 1 | 1 | 37, Otis vs. Fresno State, Sept. 20 |
| TOTAL | 53 | 18 | |

EXPLOSIVE PLAYS BY PLAYER

| Player | No. | TD | P | R | PR | KR | IR | FR |
|-------------------------|-----------|-----------|-----------|----------|----------|----------|----------|----------|
| Jackson Harris | 12 | 8 | 12 | 0 | 0 | 0 | 0 | 0 |
| Pofele Ashlock | 9 | 1 | 9 | 0 | 0 | 0 | 0 | 0 |
| Cam Barfield | 8 | 5 | 3 | 4 | 0 | 1 | 0 | 0 |
| Brandon White | 6 | 2 | 6 | 0 | 0 | 0 | 0 | 0 |
| Landon Sims | 5 | 0 | 4 | 1 | 0 | 0 | 0 | 0 |
| Nick Cenacle | 2 | 0 | 2 | 0 | 0 | 0 | 0 | 0 |
| Tama Uiliata | 2 | 0 | 2 | 0 | 0 | 0 | 0 | 0 |
| Devon Tauaefa | 1 | 0 | 1 | 0 | 0 | 0 | 0 | 0 |
| Karsyn Pupunu | 1 | 0 | 1 | 0 | 0 | 0 | 0 | 0 |
| Max Ware | 1 | 0 | 1 | 0 | 0 | 0 | 0 | 0 |
| Micah Alejado | 1 | 0 | 0 | 1 | 0 | 0 | 0 | 0 |
| Demarius Davis | 1 | 0 | 0 | 1 | 0 | 0 | 0 | 0 |
| Elijah Palmer | 1 | 1 | 0 | 0 | 0 | 0 | 1 | 0 |
| Kiilaha Mendiola-Jensen | 1 | 0 | 0 | 0 | 0 | 0 | 1 | 0 |
| Jamih Otis | 1 | 1 | 0 | 0 | 0 | 0 | 0 | 1 |
| Giovanni Iovino | 1 | 1 | 0 | 0 | 0 | 0 | 1 | 0 |
| TOTAL | 53 | 18 | 41 | 7 | 0 | 1 | 3 | 1 |

GAME BY GAME

| Opponent | TOT | TD | Pass | Rush | PR | KR | IR | FR |
|-------------------|-----------|-----------|-----------|----------|----------|----------|----------|----------|
| Stanford | 3 | 0 | 2 | 1 | 0 | 0 | 0 | 0 |
| at Arizona | 2 | 0 | 2 | 0 | 0 | 0 | 0 | 0 |
| Sam Houston | 4 | 1 | 3 | 0 | 0 | 0 | 1 | 0 |
| Portland State | 4 | 1 | 4 | 0 | 0 | 0 | 0 | 0 |
| Fresno State | 3 | 1 | 2 | 0 | 0 | 0 | 0 | 1 |
| at Air Force | 6 | 3 | 5 | 1 | 0 | 0 | 0 | 0 |
| Utah State | 7 | 1 | 5 | 2 | 0 | 0 | 0 | 0 |
| at Colorado State | 5 | 2 | 4 | 1 | 0 | 0 | 0 | 0 |
| at San Josè State | 5 | 2 | 5 | 0 | 0 | 0 | 0 | 0 |
| San Diego State | 7 | 4 | 3 | 1 | 0 | 1 | 2 | 0 |
| at UNLV | 1 | 1 | 1 | 0 | 0 | 0 | 0 | 0 |
| Wyoming | 6 | 2 | 5 | 1 | 0 | 0 | 0 | 0 |
| TOTAL | 53 | 18 | 41 | 7 | 0 | 1 | 3 | 1 |

OPPONENT

PASSING (20 yards or longer)

| YDS | Play | *TD | QTR | OPP |
|-----|--------------------------|-----|-----|-------------------|
| 73 | Harris from Szarka | * | 4th | at Air Force |
| 72 | Lyons from Colandrea | * | 2nd | at UNLV |
| 64 | Beachem from Warner | | 3rd | Fresno State |
| 62 | Scudero from Eget | * | 3rd | at San Josè State |
| 53 | Pegan from Barnes | | 4th | Utah State |
| 52 | Smith from Szarka | | 3rd | at Air Force |
| 50 | Scudero from Eget | * | 2nd | at San Josè State |
| 46 | Harris from Alejado | | 3rd | Wyoming |
| 45 | Brown from Denegal | | 1st | San Diego State |
| 43 | Shoels from Eget | | 2nd | at San Josè State |
| 42 | Smith from Eget | | 4th | at San Josè State |
| 42 | Phelps from Fifita | | 3rd | at Arizona |
| 41 | Harris from Szarka | | 4th | at Air Force |
| 37 | Scudero from Eget | | 1st | at San Josè State |
| 37 | Lanier from Brousseau | | 4th | at Colorado State |
| 36 | Holt from Gulbranson | | 4th | Stanford |
| 34 | Smith from Szarka | * | 4th | at Air Force |
| 32 | Lane from Barnes | * | 3rd | Utah State |
| 31 | Omeire frm Colandrea | | 1st | at UNLV |
| 30 | Scudero from Eget | | 2nd | at San Josè State |
| 30 | Jacobs from Garcia | * | 2nd | Utah State |
| 29 | Smith from Eget | | 3rd | at San Josè State |
| 29 | Roberson from Szarka | | 1st | at Air Force |
| 29 | Whatley from Fifita | | 2nd | at Arizona |
| 28 | Boyd from Conover | | 2nd | Utah State |
| 27 | Shoels from Eget | | 2nd | at San Josè State |
| 27 | Spivey from Fifita | | 1st | at Arizona |
| 26 | Acevedo from Denegal | | 3rd | San Diego State |
| 26 | Newman from Sagapolutele | | 2nd | Portland State |
| 24 | Smith from Szarka | | 4th | at Air Force |
| 23 | Coenen from Drube | | 2nd | Wyoming |
| 23 | Smith from Eget | | 2nd | at San Josè State |
| 22 | Boyd from Conover | | 2nd | Utah State |
| 22 | Phillips from Mettauier | | 1st | Sam Houston |
| 21 | Green from Locke | * | 4th | Sam Houston |
| 20 | Brantley from Drube | | 4th | Wyoming |
| 20 | Davis from Conover | | 2nd | Utah State |
| 20 | Deblanc from Drube | | 2nd | Wyoming |
| 20 | Beachem from Warner | | 2nd | Fresno State |

RUSHING (20 yards or longer)

| YDS | Player | *TD | QTR | OPP |
|-----|-------------|-----|-----|-----------------|
| 64 | Szarka | | 1st | at Air Force |
| 54 | Craig | * | 2nd | at Arizona |
| 41 | Emmanuel | | 4th | San Diego State |
| 35 | Barnes | | 4th | Utah State |
| 34 | Craig | | 2nd | at Arizona |
| 30 | Radcliffe | | 1st | San Josè State |
| 30 | Szarka | | 4th | at Air Force |
| 28 | Warner | | 3rd | Fresno State |
| 27 | Earle | * | 4th | at UNLV |
| 25 | Radcliffe | | 1st | San Josè State |
| 23 | Drube | | 3rd | Wyoming |
| 20 | Colandrea | | 3rd | at UNLV |
| 20 | Chavez-Soto | * | 2nd | San Josè State |
| 20 | Sutton | | 2nd | San Diego State |
| 20 | Davis | | 2nd | Utah State |
| 20 | Davis | | 1st | Utah State |

DEFENSIVE (20 yards or longer)

| YDS | Play | *TD | QTR | OPP |
|-----|-------------------------|-----|-----|--------------|
| 66 | Allen int. return | * | 3rd | Sam Houston |
| 59 | Thunderbird int. return | * | 4th | Fresno State |
| 50 | Thomas int. return | * | 1st | Wyoming |
| 42 | Hamilton int. return | | 4th | Fresno State |
| 28 | Hunter int. return | | 4th | at Arizona |
| 22 | Mayes int. return | | 2nd | Utah State |

SPECIAL TEAMS (40 yds/KO; 20 yds/punt return)

| YDS | Play | *TD | QTR | OPP |
|-----|---------------------|-----|-----|-------------------|
| 91 | Kinnard punt return | * | 1 | at Colorado State |

EXPLOSIVE PLAYS BY DISTANCE

| Distance | No. | TD |
|----------|-----|----|
| 20-29 | 29 | 3 |
| 30-39 | 12 | 3 |
| 40-49 | 9 | 0 |
| 50-59 | 6 | 4 |
| 60-69 | 4 | 2 |
| 70-79 | 2 | 2 |
| 80-89 | 0 | 0 |
| 90-99 | 1 | 1 |
| 100 | 0 | 0 |

EXPLOSIVE PLAYS BY TYPE

| Distance | No. | TD | Longest Play |
|-------------------|-----------|-----------|---|
| Rush | 16 | 3 | 64, Szarka at Air Force, Sept. 27 |
| Pass | 38 | 8 | 73, Harris from Szarka at Air Force, Sept. 27 |
| Punt Return | 2 | 1 | 91, Kinnard at Colorado State, Oct. 18 |
| Kick Return | 1 | 0 | 48, Nappier vs. San Diego State, Nov. 8 |
| Interception Ret. | 6 | 3 | 66, Allen vs. Sam Houston, Sept. 6 |
| Fumble Return | 0 | 0 | |
| TOTAL | 63 | 15 | |

GAME BY GAME

| Opponent | TOT | TD | Pass | Rush | PR | KR | IR | FR |
|-------------------|-----------|-----------|-----------|-----------|----------|----------|----------|----------|
| Stanford | 1 | 0 | 1 | 0 | 0 | 0 | 0 | 0 |
| at Arizona | 7 | 1 | 3 | 2 | 1 | 0 | 1 | 0 |
| Sam Houston | 3 | 1 | 2 | 0 | 0 | 0 | 1 | 0 |
| Portland State | 1 | 0 | 1 | 0 | 0 | 0 | 0 | 0 |
| Fresno State | 5 | 1 | 2 | 1 | 0 | 0 | 2 | 0 |
| at Air Force | 8 | 3 | 6 | 2 | 0 | 0 | 0 | 0 |
| Utah State | 10 | 2 | 6 | 3 | 0 | 0 | 1 | 0 |
| at Colorado State | 2 | 1 | 1 | 0 | 1 | 0 | 0 | 0 |
| at San Josè State | 12 | 3 | 9 | 3 | 0 | 0 | 0 | 0 |
| San Diego State | 5 | 0 | 2 | 2 | 0 | 1 | 0 | 0 |
| at UNLV | 4 | 2 | 2 | 2 | 0 | 0 | 0 | 0 |
| Wyoming | 5 | 1 | 3 | 1 | 0 | 0 | 1 | 0 |
| TOTAL | 63 | 15 | 38 | 16 | 2 | 1 | 6 | 0 |

MISCELLANEOUS STATS

SHERATON HAWAI'I BOWL vs. CALIFORNIA

UH'S RECORD WHEN...

| | 2025 | Under Chang |
|--------------------------------|------|-------------|
| General | | |
| Overall Record | 8-4 | 21-29 |
| MW Record | 5-3 | 13-18 |
| Non-Conference | 3-1 | 8-11 |
| Home | 6-1 | 17-11 |
| Away | 2-3 | 4-18 |
| Neutral | 0-0 | 0-0 |
| Day Games | 2-0 | 4-9 |
| Night Games | 6-4 | 17-20 |
| On National Television | 2-3 | 2-16 |
| Overtime | 0-0 | 0-0 |
| By Month | | |
| In August | 1-1 | 2-4 |
| In September | 3-1 | 7-8 |
| In October | 2-0 | 4-9 |
| In November | 2-2 | 8-8 |
| In December | 0-0 | 0-0 |
| Ranked/Non-Ranked Teams | | |
| Against A.P. Top 25 Teams | 0-0 | 0-3 |
| Against A.P. Top 10 Teams | 0-0 | 0-1 |
| vs. Non-Ranked Teams | 8-4 | 21-26 |
| Surface | | |
| On Natural Grass | 0-0 | 0-2 |
| On Artificial Turf | 8-4 | 21-27 |

| | 2025 | Under Chang |
|----------------------------|------|-------------|
| Leading/Trailing | | |
| When UH Scores First | 5-2 | 15-9 |
| Opponent Scores First | 3-2 | 6-20 |
| Leading After 1st Quarter | 5-1 | 15-5 |
| Behind After 1st Quarter | 1-2 | 2-21 |
| Tied After 1st Quarter | 2-1 | 4-3 |
| Leading At Halftime | 8-1 | 17-3 |
| Behind At Halftime | 0-3 | 3-25 |
| Tied At Halftime | 0-0 | 1-1 |
| Leading After 3rd Quarter | 8-1 | 19-4 |
| Behind After 3rd Quarter | 0-3 | 2-24 |
| Tied After 3rd Quarter | 0-0 | 0-1 |
| Scoring Offense | | |
| Scoring 20 points or less | 0-2 | 1-19 |
| Scoring 21 points or more | 8-2 | 20-10 |
| Scoring 30 points or more | 5-1 | 12-3 |
| Scoring 40 points or more | 2-0 | 2-0 |
| Scoring Defense | | |
| Allowing 10 points or less | 3-0 | 4-0 |
| Allowing 20 points or less | 3-0 | 14-3 |
| Allowing 21 points or more | 2-4 | 5-26 |
| Allowing 30 points or more | 1-3 | 2-20 |
| Allowing 40 points or more | 0-2 | 0-15 |

| | 2025 | Under Chang |
|-------------------------------|------|-------------|
| Individual Yardage | | |
| With a 100-yard rusher | 0-0 | 3-2 |
| Allowing a 100-yard rusher | 3-1 | 3-14 |
| With a 300-yard passer | 3-1 | 6-7 |
| Allowing a 300-yard passer | 0-1 | 1-4 |
| Team Yardage | | |
| More Total Offense Than Opp. | 8-1 | 18-5 |
| Less Total Offense Than Opp. | 0-3 | 3-24 |
| Total Offense 300-plus yards | 8-2 | 19-20 |
| Total Offense 400-plus yards | 5-1 | 8-5 |
| Total Offense 500-plus yards | 2-0 | 4-1 |
| Turnovers | | |
| No Turnovers | 2-0 | 6-6 |
| No Takeaways | 0-2 | 2-15 |
| Fewer Turnovers than opponent | 4-0 | 10-6 |
| Equal Turnovers | 3-1 | 7-3 |
| More Turnovers than opponent | 1-3 | 4-20 |
| Time of Possession | | |
| Won Time of Possession | 7-2 | 17-12 |
| Opponent Controls T.O.P. | 1-2 | 4-17 |

UH GIVEAWAYS/TAKEAWAYS

| Opponent | Giveaways | | | Takeaways | | | Dif. |
|-----------------|-----------|-----------|-----------|-----------|----------|-----------|-----------|
| | Fum | Int | Tot | Fum | Int | Tot | |
| Stanford | 1 | 0 | 1 | 0 | 1 | 1 | 0 |
| at Arizona | 2 | 3 | 5 | 0 | 0 | 0 | -5 |
| Sam Houston | 1 | 1 | 2 | 0 | 1 | 1 | -1 |
| Portland St. | 0 | 0 | 0 | 0 | 1 | 1 | +1 |
| Fresno State | 1 | 3 | 4 | 1 | 0 | 1 | -3 |
| at Air Force | 0 | 0 | 0 | 0 | 1 | 1 | +1 |
| Utah St. | 0 | 1 | 1 | 1 | 1 | 2 | +1 |
| at Colorado St. | 0 | 1 | 1 | 1 | 0 | 1 | 0 |
| at San José St. | 1 | 0 | 1 | 0 | 0 | 0 | -1 |
| San Diego St. | 0 | 1 | 1 | 2 | 2 | 4 | +3 |
| at UNLV | 0 | 1 | 1 | 1 | 0 | 0 | 0 |
| Wyoming | 0 | 1 | 1 | 0 | 1 | 0 | 0 |
| Total | 6 | 12 | 18 | 6 | 8 | 14 | -4 |

CONVERSIONS

| Opponent | UH | | Opponent | |
|-----------------|---------------------|-------------------|---------------------|-------------------|
| | 3rd Down | 4th Down | 3rd Down | 4th Down |
| Stanford | 3-10 | 0-1 | 8-17 | 2-2 |
| at Arizona | 4-14 | 1-2 | 3-11 | 2-2 |
| Sam Houston | 6-17 | 3-3 | 2-11 | 0-1 |
| Portland St. | 9-19 | 1-1 | 4-13 | 0-3 |
| Fresno St. | 7-17 | 2-3 | 7-14 | 0-0 |
| at Air Force | 14-19 | 0-1 | 3-6 | 0-2 |
| Utah State | 5-16 | 1-2 | 2-12 | 1-2 |
| at Colorado St. | 7-14 | 1-1 | 6-15 | 1-2 |
| at San José St. | 9-14 | 0-0 | 5-10 | 0-2 |
| San Diego St. | 9-17 | 0-1 | 2-14 | 0-2 |
| at UNLV | 3-10 | 0-2 | 7-11 | 1-2 |
| Wyoming | 5-14 | 0-0 | 3-15 | 1-3 |
| Total | 81-181 (45%) | 9-17 (53%) | 52-149 (36%) | 7-22 (32%) |

RED ZONE

| Opponent | UH | | | Opponent | | |
|-------------------|-----------|-----------|--------------------|-----------|-----------|--------------------|
| | TD | FG | Total | TD | FG | Total |
| Stanford | 2 | 2 | 4-4 | 1 | 2 | 3-4 |
| at Arizona | 0 | 2 | 2-3 | 4 | 2 | 6-6 |
| Sam Houston | 3 | 2 | 5-5 | 0 | 2 | 2-3 |
| Portland State | 1 | 1 | 2-2 | 0 | 1 | 1-2 |
| Fresno State | 1 | 0 | 1-1 | 2 | 1 | 3-4 |
| at Air Force | 2 | 2 | 4-4 | 3 | 0 | 3-4 |
| Utah State | 4 | 2 | 6-6 | 1 | 1 | 2-2 |
| at Colorado State | 2 | 1 | 3-3 | 2 | 0 | 2-2 |
| at San José State | 4 | 1 | 5-5 | 4 | 1 | 5-5 |
| San Diego State | 1 | 1 | 2-2 | 0 | 0 | 0-0 |
| at UNLV | 0 | 0 | 0-0 | 3 | 0 | 3-3 |
| Wyoming | 1 | 0 | 1-2 | 0 | 0 | 0-1 |
| Total | 21 | 14 | 35-37 (95%) | 20 | 10 | 30-36 (83%) |

COIN TOSS

| Opponent | Result | Kick/Receive |
|-------------------|--------|--------------|
| Stanford | Won | Kicked |
| at Arizona | Lost | Received |
| Sam Houston | Won | Kicked |
| Portland State | Won | Kicked |
| Fresno State | Lost | Kicked |
| at Air Force | Lost | Received |
| Utah State | Lost | Received |
| at Colorado State | Won | Kicked |
| at San José State | Lost | Kicked |
| San Diego State | Won | Kicked |
| at UNLV | Won | Kicked |
| Wyoming | Won | Kicked |

PASSING

Pass yards

| Stat | Individual | Total | Opponent | Date |
|------|---------------|-------|----------------|----------|
| 500+ | Bryant Moniz | 560 | San José State | 11/6/10 |
| 400+ | Micah Alejado | 413 | Utah State | 10/11/25 |
| 300+ | Micah Alejado | 367 | at San José St | 11/1/25 |

Touchdown Passes

| Stat | Individual | Total | Opponent | Date |
|------|---------------|-------|------------|----------|
| 8+ | Nick Rolovich | 8 | BYU | 12/8/01 |
| 7+ | Bryant Moniz | 7 | UC Davis | 9/24/11 |
| 6+ | Cole McDonald | 6 | Navy | 9/1/18 |
| 5+ | Micah Alejado | 5 | New Mexico | 11/30/24 |
| 4+ | Micah Alejado | 5 | New Mexico | 11/30/24 |

Pass Attempts

| Stat | Individual | Total | Opponent | Date |
|------|---------------|-------|--------------|----------|
| 70+ | Colt Brennan | 75 | San José St. | 10/12/07 |
| 60+ | Colt Brennan | 75 | San José St. | 10/12/07 |
| 50+ | Micah Alejado | 54 | Utah State | 10/11/25 |

Pass Completions

| Stat | Individual | Total | Opponent | Date |
|------|---------------|-------|----------------|---------|
| 40+ | Bryant Moniz | 42 | La Tech | 10/2/10 |
| 35+ | Micah Alejado | 35 | at Air Force | 9/27/25 |
| 30+ | Micah Alejado | 31 | at San José St | 11/1/25 |

Interceptions

| Stat | Individual | Total | Opponent | Date |
|------|-----------------|-------|--------------|----------|
| 5+ | Inoke Funaki | 5 | at Boise St. | 10/17/08 |
| 4+ | Brayden Schager | 4 | Western Ky. | 9/3/22 |
| 3+ | Micah Alejado | 3 | Fresno State | 9/20/25 |

RECEIVING

Receiving yards

| Stat | Individual | Total | Opponent | Date |
|------|----------------|-------|----------|----------|
| 250+ | John Ursua | 272 | at UMass | 8/26/17 |
| 200+ | Cedric Byrd II | 224 | Arizona | 8/24/19 |
| 150+ | Jackson Harris | 153 | Wyoming | 11/29/25 |
| 100+ | Jackson Harris | 153 | Wyoming | 11/29/25 |

Touchdown Receptions

| Stat | Individual | Total | Opponent | Date |
|------|----------------|-------|-----------------|---------|
| 4+ | JoJo Ward | 4 | Oregon State | 9/7/19 |
| 3+ | Jackson Harris | 3 | San Diego State | 11/8/25 |
| 2+ | Jackson Harris | 3 | San Diego State | 11/8/25 |

Receptions

| Stat | Individual | Total | Opponent | Date |
|------|-----------------|-------|-----------------|---------|
| 15+ | Kealoha Pilares | 18 | La Tech | 10/2/10 |
| 12+ | Nick Cenacle | 12 | at Fresno State | 11/2/24 |
| 10+ | Nick Cenacle | 12 | at Fresno State | 11/2/24 |

Long Reception

| Stat | Individual | Yds | Opponent | Date |
|------|----------------|-----|-------------|----------|
| 90+ | Zion Bowns | 93 | Colorado St | 11/20/21 |
| 80+ | Zion Bowns | 93 | Colorado St | 11/20/21 |
| 70+ | Jackson Harris | 78 | Wyoming | 11/29/25 |

Two Players with 100+ yards

Jackson Harris (134) and Pofele Ashlock (104) at San José State, 11/1/25

Three Players with 100+ yards

Royce Pollard (106), Kealoha Pilares (176), Greg Salas (124) vs. USC, 9/2/10

RUSHING

Rush Yards

| Stat | Individual | Total | Opponent | Date |
|------|---------------------|-------|------------------|----------|
| 300+ | Alex Green | 327 | at New Mexico St | 11/27/10 |
| 250+ | Alex Green | 327 | at New Mexico St | 11/27/10 |
| 200+ | Diocemy Saint Juste | 202 | San José State | 10/14/17 |
| 150+ | Dedrick Parson | 161 | New Mexico St | 10/23/21 |
| 100+ | Brayden Schager | 120 | Nevada | 10/26/24 |

Rush Attempts

| Stat | Individual | Total | Opponent | Date |
|------|---------------------|-------|----------------|----------|
| 35+ | Diocemy Saint Juste | 39 | San José State | 10/14/17 |
| 30+ | Diocemy Saint Juste | 39 | San José State | 10/14/17 |

Rush Touchdowns

| Stat | Individual | Total | Opponent | Date |
|------|-----------------|-------|----------|----------|
| 4+ | Brayden Schager | 4 | Nevada | 10/26/24 |
| 3+ | Brayden Schager | 4 | Nevada | 10/26/24 |
| 2+ | Brayden Schager | 4 | Nevada | 10/26/24 |

Long Rush

| Stat | Individual | Yds | Opponent | Date |
|------|----------------|-----|---------------|----------|
| 90+ | Paul Harris | 95 | UC Davis | 9/19/15 |
| 80+ | Dae Dae Hunter | 81 | Nevada | 10/16/21 |
| 70+ | Calvin Turner | 75 | New Mexico St | 10/23/21 |
| 60+ | Tylan Hines | 69 | Utah State | 11/12/22 |
| 50+ | Tylan Hines | 69 | Utah State | 11/12/22 |

Two players rushed for 100+ yards

Chevan Cordeiro (116) and Miles Reed (109) at Fresno State, Oct. 24, 2020

ALL-PURPOSE

Yards

| Stat | Individual | Total | Opponent | Date |
|------|----------------|-------|------------------|----------|
| 300+ | Alex Green | 327 | at New Mexico St | 11/27/10 |
| 250+ | Calvin Turner | 252 | vs. Houston | 12/24/20 |
| 200+ | Steven McBride | 205 | at UNLV | 9/30/23 |

Touchdowns

| Stat | Individual | Total | Opponent | Date |
|------|-----------------|-------|-----------------|----------|
| 5+ | Chad Owens | 5 | Northwestern | 11/27/04 |
| 4+ | Brayden Schager | 4 | Nevada | 10/26/24 |
| 3+ | Jackson Harris | 3 | San Diego State | 11/8/25 |

DEFENSE

Tackles

| Stat | Individual | Total | Opponent | Date |
|------|-------------------|-------|----------------|----------|
| 20+ | Solomon Elimimian | 20 | Utah State | 10/6/07 |
| 18+ | Darius Muasau | 18 | UNLV | 12/12/20 |
| 15+ | Logan Taylor | 16 | at Colorado St | 10/22/22 |

Sacks

| Stat | Individual | Total | Opponent | Date |
|------|-----------------|-------|--------------|----------|
| 4+ | Mark Odom | 4.0 | BYU | 10/28/89 |
| 3+ | Paipai Falemalu | 3.0 | San José St. | 11/20/10 |

Tackles For Loss

| Stat | Individual | Total | Opponent | Date |
|------|-----------------|-------|-----------------|----------|
| 5+ | Julian Gener | 5.0 | Fresno State | 11/14/15 |
| 4+ | Julian Gener | 5.0 | Fresno State | 11/14/15 |
| 3+ | Elijah Robinson | 3.0 | at Fresno State | 11/2/24 |

Interceptions

| Stat | Individual | Total | Opponent | Date |
|------|-------------------|-------|----------|----------|
| 3+ | Abraham Elimimian | 3 | UTEP | 10/5/04 |
| 2+ | Peter Manuma | 2 | Wyoming | 10/29/22 |

An interception was returned for a TD...

Elijah Palmer (53) vs. San Diego State, 11/8/25

A fumble was returned for a touchdown...

Jamih Otis (37) Fresno State, 9/20/25

A safety was recorded...

vs. Fresno State, 9/20/25

SPECIAL TEAMS

A kickoff was returned for a TD

Cam Barfield (86 yds) vs. San Diego State, 11/8/25

A punt was returned for a TD

Tylan Hines (44 yds) vs. Delaware State, 8/24/24

A player returned two kicks for TDs

Chad Owens (PR-74, KOR 100) vs. BYU, 12/8/01

A punt was blocked

Karsyn Pupunu vs. UAlbany, 9/9/23

Blocked punt returned for a TD

Justice Augafa at Nevada (2 yd), 9/28/19

A field goal was blocked

Luther McCoy vs. Stanford, 8/23/25

Blocked FG returned for a touchdown

Trayvon Henderson vs. Western Carolina, 9/2/17

A PAT was blocked...

Lester Lagafuaina vs. Utah State, 10/11/25

Blocked PAT returned for 2 points

Rojesterman Farris vs. San José State, 10/14/17

Did Not Attempt a Punt...

vs. San José State, 11/9/19

A field goal of 50+ yards

Kansei Matsuzawa (52) vs. Fresno State, 9/20/25

An inside kick was successful

New Mexico State, 9/23/23

TEAM

Total Offense

| Stat | Opponent | Total | Date |
|------|-------------------|-------|----------|
| 700+ | Army | 741 | 11/22/03 |
| 600+ | at Colorado State | 617 | 8/25/18 |
| 500+ | Utah State | 546 | 10/11/25 |
| 200< | San José State | 198 | 10/28/23 |

Pass Yards

| Stat | Opponent | Total | Date |
|------|-------------------|-------|---------|
| 500+ | UC Davis | 512 | 9/24/11 |
| 400+ | at San José State | 401 | 11/1/25 |
| 300+ | at San José State | 401 | 11.1/25 |
| 100< | Duquesne | 93 | 9/17/22 |

Rush Yards

| Stat | Opponent | Total | Date |
|------|-----------------|-------|----------|
| 400+ | at UNLV | 436 | 9/30/95 |
| 300+ | at Fresno State | 323 | 10/24/16 |
| 200+ | Nevada | 242 | 10/26/24 |
| 50< | Utah State | 47 | 11/16/24 |

Points

| Stat | Opponent | Total | Date |
|------|---------------------|-------|----------|
| 60+ | Charleston Southern | 66 | 9/25/10 |
| 50+ | Colorado State | 50 | 11/20/21 |
| 40+ | Utah State | 44 | 10/11/25 |

Turnovers Committed

| Stat | Opponent | Total | Date |
|------|-------------|-------|---------|
| 6+ | Western Ky. | 6 | 9/3/22 |
| 5+ | at Arizona | 5 | 8/30/25 |

Turnovers Forced

| Stat | Opponent | Total | Date |
|------|-------------------|-------|---------|
| 7+ | at Washington St. | 7 | 9/12/09 |
| 6+ | Fresno State | 6 | 10/2/21 |
| 5+ | Fresno State | 6 | 10/2/21 |

Sacks

| Stat | Opponent | Total | Date |
|------|----------------|-------|----------|
| 8+ | San José State | 8 | 11/20/10 |
| 7+ | Colorado | 7 | 9/3/11 |

UH did not score

vs. San José State (0-35), 10/28/23

UH did not score in the first half

at Wyoming (0-35 H; 9-42 G), 11/18/23

UH did not score in the second half

at UNLV (10-24 H; 10-38 G), 11/21/25

UH did not score a touchdown

at Arizona, 8/30/25

A shutout was recorded

at San José State (13-0), 11/15/14

UH defeated a ranked team

vs. #18 Fresno State (27-24), 10/2/21

UH lost to a ranked team

vs. #17 Boise State (7-28), 10/12/24

PASSING**Pass yards**

| Stat | Individual | Total | Opponent | Date |
|------|--------------|-------|----------------|----------|
| 500+ | Todd Centeio | 527 | Colorado State | 11/20/21 |
| 400+ | Walker Eget | 458 | San José State | 11/1/25 |
| 300+ | Walker Eget | 458 | San José State | 11/1/25 |

Touchdown Passes

| Stat | Individual | Total | Opponent | Date |
|------|---------------|-------|----------------|----------|
| 7+ | Brett Smith | 7 | Wyoming | 11/23/13 |
| 6+ | Zack Greenlee | 6 | Fresno State | 11/14/15 |
| 5+ | Todd Centeio | 5 | Colorado State | 11/20/21 |

Pass Attempts

| Stat | Individual | Total | Opponent | Date |
|------|---------------|-------|---------------|----------|
| 50+ | Jonah Johnson | 54 | New Mexico St | 10/23/21 |

Pass Completions

| Stat | Individual | Total | Opponent | Date |
|------|------------|-------|----------|---------|
| 35+ | Davis Webb | 38 | Cal | 8/27/16 |

RECEIVING**Receiving yards**

| Stat | Individual | Total | Opponent | Date |
|------|---------------|-------|-----------------|---------|
| 250+ | J.R. Toliver | 283 | San Diego St. | 12/7/02 |
| 200+ | Danny Scudero | 215 | at San José St. | 11/1/25 |
| 150+ | Danny Scudero | 215 | at San José St. | 11/1/25 |

Touchdown Receptions

| Stat | Individual | Total | Opponent | Date |
|------|---------------|-------|----------|----------|
| 4+ | Robert Herron | 4 | Wyoming | 11/23/13 |

Receptions

| Stat | Individual | Total | Opponent | Date |
|------|-------------------------|-------|----------------|----------|
| 15+ | Anthony Crissinger-Hill | 15 | Fla. Atlantic | 9/4/04 |
| 13+ | Chad Hansen | 14 | Cal | 8/27/16 |
| 10+ | Elijah Cooks | 10 | San José State | 11/26/22 |

Long Reception

| Stat | Individual | Yds | Opponent | Date |
|------|--------------------|-----|------------|----------|
| 90+ | John Ross | 91 | Washington | 8/30/14 |
| 80+ | John M. Gyllenberg | 89 | Wyoming | 11/18/23 |
| 70+ | Taeshawn Lyons | 72 | at UNLV | 11/21/25 |

Three Players with 100+ yards receiving

Danny Scudero (215), Leland Smith (113), Kyri Shoels (109), at San José State, 11/1/25

RUSHING**Rush Yards**

| Stat | Individual | Total | Opponent | Date |
|------|------------------|-------|---------------|----------|
| 300+ | Ron Dayne | 339 | Wisconsin | 11/30/96 |
| 250+ | Charles Williams | 266 | at UNLV | 11/12/21 |
| 200+ | Ashton Jeanty | 217 | Boise St | 10/12/24 |
| 150+ | Rahsul Faison | 191 | at Utah State | 11/16/24 |
| 100+ | Miles Davis | 102 | Utah State | 10/11/25 |

Rush Attempts

| Stat | Individual | Total | Opponent | Date |
|------|------------------|-------|----------|----------|
| 35+ | Charles Williams | 38 | UNLV | 11/12/21 |
| 30+ | Ashton Jeanty | 31 | Boise St | 10/12/24 |

Rush Touchdowns

| Stat | Individual | Total | Opponent | Date |
|------|-------------------|-------|----------|----------|
| 6+ | Stephon Jefferson | 6 | Nevada | 9/22/12 |
| 5+ | Stephon Jefferson | 6 | Nevada | 9/22/12 |
| 4+ | A.J. Schurr | 4 | Army | 11/30/13 |

Long Rush

| Stat | Individual | Total | Opponent | Date |
|------|-------------|-------|----------------|---------|
| 80+ | Jay Ducker | 86 | at Sam Houston | 9/14/24 |
| 70+ | Jay Ducker | 86 | at Sam Houston | 9/14/24 |
| 60+ | Liam Szarka | 64 | at Air Force | 9/27/25 |
| 50+ | Liam Szarka | 64 | at Air Force | 9/27/25 |

Two players rushed for 100+ yards

Eli Sanders (121), Devon Dampier (101), New Mexico, 11/30/24

Total Touchdowns

| Stat | Individual | Total | Opponent | Date |
|------|-------------------|-------|----------|---------|
| 7+ | Stephon Jefferson | 7 | Nevada | 9/22/12 |
| 6+ | Stephon Jefferson | 7 | Nevada | 9/22/12 |
| 5+ | Stephon Jefferson | 7 | Nevada | 9/22/12 |
| 4+ | Zach Abey | 4 | Navy | 9/1/18 |

DEFENSE**Interceptions**

| Stat | Individual | Total | Opponent | Date |
|------|------------------|-------|-----------|----------|
| 3+ | Brandyn Thompson | 3 | Boise St. | 10/17/08 |

An interception was returned for a TD...

Jones Thomas (50 yards), Wyoming, 11/29/25

A fumble was returned for a touchdown...

Wilfredo Aybar (0 yds), Stanford, 8/23/25

A safety was recorded...

by Rice, 9/8/18

SPECIAL TEAMS**A kickoff was returned for a TD**

Jayden McGowen (97 yds), Vanderbilt, 8/26/23

A punt was returned for a TD

Javion Kinnard (91 yds), Colorado State, 10/18/25

A punt was blocked

Ricky White III, UNLV, 11/9/24

Blocked punt returned for a TD

David Priebe, UCLA, 8/28/21

A field goal was blocked

Dominic Morris, Colorado State, 11/25/23

A PAT was blocked...

De'Marcus Johnson, Fresno State, 11/5/22

A blocked PAT was returned for 2 pts...

Keion Crossen, Western Carolina, 9/2/17

A missed FG was returned for a touchdown...

Jamire Jordan (100 yd), Fresno State, 10/27/18

A field goal of 50+ yards

Michael Salgado-Medina (52 yds), Arizona, 8/30/25

Did Not Attempt a Punt...

San José State, 11/9/19

An onside kick was successful

Duquesne, 9/17/22

TEAM**Total Offense**

| Stat | Opponent | Total | Date |
|------|-------------------|-------|----------|
| 700+ | Wyoming | 793 | 11/23/13 |
| 600+ | at San José State | 630 | 11/1/25 |
| 500+ | at San José State | 630 | 11/1/25 |
| 200< | at Fresno State | 176 | 11/2/24 |

Pass Yards

| Stat | Opponent | Total | Date |
|------|-------------------|-------|----------|
| 500+ | Colorado State | 527 | 11/20/21 |
| 400+ | at San José State | 458 | 11/1/25 |
| 300+ | at San José State | 458 | 11/1/25 |
| 100< | Wyoming | 76 | 10/29/22 |

Rush Yards

| Stat | Opponent | Total | Date |
|------|----------------|-------|----------|
| 500+ | at Fresno St. | 503 | 11/12/04 |
| 400+ | Vanderbilt | 404 | 8/27/22 |
| 300+ | New Mexico | 305 | 11/30/24 |
| 200+ | at UNLV | 217 | 11/21/25 |
| 100< | Wyoming | 54 | 11/29/25 |
| 50< | Portland State | 41 | 9/13/25 |

Points

| Stat | Opponent | Total | Date |
|------|-------------------|-------|----------|
| 60+ | Vanderbilt | 63 | 8/27/22 |
| 50+ | at Utah State | 55 | 11/16/24 |
| 40+ | at San José State | 45 | 11/1/25 |

Turnovers Committed

| Stat | Opponent | Total | Date |
|------|-------------------|-------|---------|
| 7+ | at Washington St. | 7 | 9/12/09 |
| 6+ | Fresno State | 6 | 10/2/21 |
| 5+ | Fresno State | 6 | 10/2/21 |

Turnovers Forced

| Stat | Opponent | Total | Date |
|------|-------------|-------|---------|
| 6+ | Western Ky. | 6 | 9/3/22 |
| 5+ | at Arizona | 5 | 8/30/25 |

Interceptions

| Stat | Opponent | Total | Date |
|------|---------------|-------|----------|
| 5+ | at Utah State | 5 | 11/16/24 |

Sacks

| Stat | Opponent | Total | Date |
|------|----------------|-------|----------|
| 9+ | Louisiana Tech | 9 | 12/22/18 |
| 8+ | Boise State | 8 | 10/12/24 |

Opponent did not score

at San José State (13-0), 11/15/14

Opponent did not score a touchdown

San Diego State (38-6), 11/8/25

Opponent did not score in the first half

Nevada (17-0), 10/26/24

Opponent did not score in the second half

Wyoming (20-7 H; 27-7 F), 11/29/25

COMBINED**Two teams combined for 100+ points...**

Hawai'i (59) vs. Navy (41), 100 points, 9/1/18

Two teams combined for 1,200 or more yards of total offense...

Hawai'i (617) at Colorado State (653), 1,270 yards, 8/25/18

Two teams combined for 1,400 or more yards of total offense...

Hawai'i (624) at Wyoming (793), 1,417 yards, 11/23/13

Two teams rushed for less than 100 yards in a game...

Hawai'i (84) at San Diego State (99), 10/5/24

Two teams passed for less than 100 yards in a game...

SMU (83) vs. Hawai'i (79), 10/3/98

Two teams did not punt in a game...

San José St. vs. Hawai'i, 11/9/19

GAME RECAPS

SHERATON HAWAII BOWL vs. CALIFORNIA

GAME 1 • Aug. 23, 2025 • Ching Complex (15,194)

| | 1 | 2 | 3 | 4 | OT | Final |
|----------------|----|---|---|---|----|-------|
| Stanford (0-1) | 10 | 3 | 0 | 7 | - | 20 |
| Hawai'i (1-0) | 7 | 7 | 3 | 6 | - | 23 |

SCORING SUMMARY

| 1st | ST | FG | 7:14 | Kenney 23 yd field goal | UH | ST |
|-----|----|----|------|---|----|----|
| | ST | TD | 7:08 | Aybar 0 yd fumble recovery (Kenney kick) | 0 | 10 |
| | UH | TD | 2:19 | Ashlock 3 yd pass from Alejado (Matsuzawa kick) | 7 | 10 |
| 2nd | ST | FG | 3:39 | Kenney 46 yd field goal | 7 | 13 |
| | UH | TD | 0:42 | Harris 19 yd pass from Alejado (Matsuzawa kick) | 14 | 13 |
| 3rd | UH | FG | 6:25 | Matsuzawa 40 yd field goal | 17 | 13 |
| 4th | ST | TD | 9:41 | Ford 2 yd rush (Kenney kick) | 17 | 20 |
| | UH | FG | 2:01 | Matsuzawa 37 yd field goal | 20 | 20 |
| | UH | FG | 0:00 | Matsuzawa 38 yd field goal | 23 | 20 |



GAME NOTES

- ▶ Kansei Matsuzawa drilled a career-best three field goals, including the game-winning 38-yarder as time expired to help lift UH to a season-opening win.
- ▶ The senior from Tokyo also drilled a 37-yard attempt with 2:01 left in the game to tie the contest at 20-20.
- ▶ In his second career start, UH quarterback Micah Alejado threw two touchdown passes and completed 27-of-39 attempts for 210 yards, while leading scoring drives in each of UH's last two possessions as the 'Bows erased an early 10-point deficit.
- ▶ UH safety Kilinahe Mendiola-Jensen recorded a key interception – the first of his career – with just under six minutes to help set up UH's game-tying field goal.
- ▶ Hawaii defeated Stanford for the first time in five meetings and avenged a home loss to the Cardinal just two years prior.
- ▶ UH gained its first win over a Power Conference team since 2019, ending a string of nine straight loss to such teams.
- ▶ The Rainbow Warriors also halted a 15-game skid on national television.
- ▶ Luther McCoy blocked a Stanford 34-yard field goal attempt in the second quarter. It was the first field goal block by UH since 2022 vs. Utah State (John Tuitupou).
- ▶ Stanford transfer Jackson scored his first career TD as a Rainbow Warrior on a 19-yard reception from Alejado in the final minute of the first half.

TEAM STAT COMPARISON

| | UH | ST |
|----------------------------|---------|---------|
| FIRST DOWNS | 20 | 21 |
| RUSHES-YARDS (NET) | 24-96 | 43-177 |
| PASSING YDS (NET) | 210 | 109 |
| Passes Att-Comp-Int | 27-40-0 | 15-30-1 |
| TOTAL OFFENSE PLAYS-YARDS | 64-306 | 73-286 |
| Fumble Returns-Yards | 0-0 | 1-0 |
| Punt Returns-Yards | 1-10 | 1-4 |
| Kickoff Returns-Yards | 1-21 | 3-47 |
| Interception Returns-Yards | 1-0 | 0-0 |
| Punts (Number-Avg) | 4-55.2 | 4-42.2 |
| Fumbles-Lost | 1-1 | 0-0 |
| Penalties-Yards | 8-70 | 7-70 |
| Possession Time | 23:53 | 36:07 |
| Third-Down Conversions | 3 of 10 | 8 of 17 |
| Fourth-Down Conversions | 0 of 1 | 2 of 2 |
| Red-Zone Scores-Chances | 4-4 | 3-4 |
| Sacks By: Number-Yards | 1-13 | 4-21 |

HAWAII TOP PERFORMERS

| RUSHING: | No. | Yds. | Avg. | TD | LG |
|----------------|----------|------|------|-----|-----|
| Barfield | 6 | 45 | 7.5 | 0 | 13 |
| Alejado | 10 | 36 | 3.6 | 0 | 30 |
| Sims | 7 | 12 | 1.7 | 0 | 5 |
| PASSING: | C-Att.-I | Yds | TD | LG | SK |
| Alejado | 27-39-0 | 210 | 2 | 25 | 4 |
| RECEIVING: | No. | Yds. | TD | LG | |
| Ashlock | 9 | 69 | 1 | 25 | |
| Harris | 6 | 59 | 1 | 19 | |
| Sims | 4 | 32 | 0 | 24 | |
| Cenacle | 3 | 12 | 0 | 5 | |
| DEFENSE: | TOT | SK | TFL | INT | PBU |
| Manuma | 8 | 1.0 | 1.0 | 0 | 0 |
| Otis | 8 | 0.0 | 0.0 | 0 | 0 |
| Wilson-Jones | 6 | 0.0 | 0.5 | 0 | 1 |
| Mendiola-Jenen | 4 | 0.0 | 0.0 | 1 | 2 |

GAME 2 • Aug. 30, 2025 • Arizona Stadium (42,423)

| | 1 | 2 | 3 | 4 | OT | Final |
|---------------|---|----|----|---|----|-------|
| Hawai'i (1-1) | 3 | 3 | 0 | 0 | - | 6 |
| Arizona (1-0) | 7 | 10 | 14 | 9 | - | 40 |

SCORING SUMMARY

| 1st | AZ | TD | 12:11 | Rescano 13 yd rush (Salgado-Medina kick) | UH | AZ |
|-----|----|----|-------|---|----|----|
| | UH | FG | 4:48 | Matsuzawa 34 yd field goal | 3 | 7 |
| | AZ | TD | 12:26 | Craig 54 yd rush (Salgado-Medina kick) | 3 | 14 |
| 2nd | AZ | FG | 4:31 | Selgado-Medina 35 yd field goal | 3 | 17 |
| | UH | TD | 0:00 | Matsuzawa 41 yd field goal | 6 | 17 |
| 3rd | AZ | TD | 12:51 | Olson 5 yd pass from Fifita (Salgado-Medina kick) | 6 | 24 |
| | AZ | TD | 6:46 | Fifita 10 yd rush (Salgado-Medina kick) | 6 | 31 |
| 4th | AZ | FG | 13:14 | Selgado-Medina 52 yd field goal | 6 | 34 |
| | AZ | TD | 4:29 | Mahdi 5 yd rush (Wagner pass failed) | 6 | 40 |



GAME NOTES

- ▶ Arizona got on the board early and never looked back in leading wire-to-wire.
- ▶ The Wildcats led by 11 points at the break then broke the game open in the second half when they forced four of UH's five turnovers for the game.
- ▶ The Arizona defense recovered two fumbles and picked off three passes. A balanced Arizona offense (183 rushing yards/161 passing yards) converted five of those turnovers into 23 points.
- ▶ Arizona now leads the series, 6-1, including a 3-0 mark in Tucson
- ▶ UH failed to score a touchdown for the first time since a 35-0 loss to San José State in 2023.
- ▶ UH has now lost seven straight non-conference road games dating back to 2021.
- ▶ UH's points came off the foot of Kansei Matsuzawa who tied a career-long with a 41-yard field goal as the first half expired.
- ▶ Matsuzawa, who also hit a 34-yarder in the first quarter, went 2-of-2 on the day and is a perfect 5-5 for the season.
- ▶ Micah Alejado went 18-of-31 for 157 yards and an interception before exiting with less than six minutes left in the third quarter.
- ▶ The interception was Alejado's first in his first 138 career collegiate attempts and his first since his junior season of high school.

TEAM STAT COMPARISON

| | UH | AZ |
|----------------------------|---------|---------|
| FIRST DOWNS | 21 | 16 |
| RUSHES-YARDS (NET) | 29-67 | 33-183 |
| PASSING YDS (NET) | 223 | 161 |
| Passes Att-Comp-Int | 26-47-3 | 13-23-0 |
| TOTAL OFFENSE PLAYS-YARDS | 76-290 | 56-344 |
| Fumble Returns-Yards | 0-0 | 0-0 |
| Punt Returns-Yards | 0-0 | 2-53 |
| Kickoff Returns-Yards | 0-0 | 0-0 |
| Interception Returns-Yards | 0-0 | 3-35 |
| Punts (Number-Avg) | 4-49.5 | 4-41.2 |
| Fumbles-Lost | 2-2 | 1-0 |
| Penalties-Yards | 7-65 | 8-54 |
| Possession Time | 35:44 | 24:16 |
| Third-Down Conversions | 4 of 14 | 3 of 11 |
| Fourth-Down Conversions | 1 of 2 | 2 of 2 |
| Red-Zone Scores-Chances | 2-3 | 6-6 |
| Sacks By: Number-Yards | 2-20 | 5-22 |

HAWAII TOP PERFORMERS

| RUSHING: | No. | Yds. | Avg. | TD | LG |
|------------|----------|------|------|-----|-----|
| Sims | 9 | 41 | 4.6 | 0 | 9 |
| Weaver | 5 | 17 | 3.4 | 0 | 11 |
| Vaughn | 1 | 13 | 13.0 | 0 | 13 |
| PASSING: | C-Att.-I | Yds | TD | LG | SK |
| Alejado | 18-31-1 | 157 | 0 | 28 | 4 |
| Weaver | 8-16-2 | 66 | 0 | 26 | 1 |
| RECEIVING: | No. | Yds. | TD | LG | |
| Ashlock | 6 | 8 | 0 | 8 | |
| Uiliata | 4 | 26 | 0 | 26 | |
| Sims | 3 | 28 | 0 | 28 | |
| Pupunu | 3 | 11 | 0 | 11 | |
| DEFENSE: | TOT | SK | TFL | INT | PBU |
| Manuma | 7 | 0.0 | 0.0 | 0 | 0 |
| Benton | 3 | 1.0 | 2.0 | 0 | 0 |
| Palmer | 3 | 0.0 | 1.0 | 0 | 1 |

GAME RECAPS

SHERATON HAWAII BOWL vs. CALIFORNIA

GAME 3 • Sept. 6, 2025 • Ching Complex (11,625)

| | 1 | 2 | 3 | 4 | OT | Final |
|----------------------|----------|-----------|----------|-----------|----------|-----------|
| Sam Houston (0-3) | 3 | 3 | 7 | 7 | - | 20 |
| Hawai'i (2-1) | 7 | 10 | 3 | 17 | - | 37 |

SCORING SUMMARY

| | UH | SH |
|--|----|----|
| 1st UH TD 10:46 Sims 1 yd pass from Weaver (Matsuzawa kick) | 7 | 0 |
| SH FG 2:29 Lopez 28 yd field goal | 7 | 3 |
| 2nd UH TD 5:45 Iovino 41 yd interception return (Matsuzawa kick) | 14 | 3 |
| SH FG 1:57 Lopez 29 yd field goal | 14 | 6 |
| UH FG 0:00 Matsuzawa 38 yd field goal | 17 | 6 |
| 3rd UH FG 10:13 Matsuzawa 43 yd field goal | 20 | 6 |
| SH TD 3:18 Allen 66 yd interception return (Lopez kick) | 20 | 13 |
| 4th UH TD 13:37 Ashlock 6 yd pass from Weaver (Matsuzawa kick) | 27 | 13 |
| SH TD 8:15 Green 21 yd pass from Locke (Lopez kick) | 27 | 20 |
| UH FG 3:01 Matsuzawa 19 yd field goal | 30 | 20 |
| UH TD 13:37 Ashlock 15 yd pass from Weaver (Matsuzawa kick) | 37 | 20 |



GAME NOTES

- ▶ UH led from wire-to-wire, avenging last year's loss in Huntsville while taking down Sam Houston in the first-ever meeting in Honolulu.
- ▶ Hawai'i has won six of its last seven nonconference home games dating back to 2023, including each of its last three.
- ▶ Luke Weaver made his first start for the Rainbow Warriors (2-1) and completed 27-of-43 attempts for 294 yards and three touchdowns in the opener of a three-game homestand.
- ▶ Pofele Ashlock recorded his first 100-yard receiving game of the season and the fourth of his career after finishing with seven catches for 125 yards and two TDs.
- ▶ Kansei Matsuzawa connected on three field goals to tie his season high and improve to 8-for-8 on the season. Among his FGs was a career-long 43 yarder.
- ▶ UH got its first interception return for a touchdown in three years when Giovanni Iovino returned a pick 41 yards for a second-quarter score that gave UH a 14-3 lead.
- ▶ The Rainbow Warriors racked up four sacks, including a pair by Jackie Johnson III who was making his first career start at defensive end.
- ▶ Lester Lagafuaina set new career highs in tackles (6) and tackles-for-loss (2.5), while also recording his first sack of the season in the third quarter.

TEAM STAT COMPARISON

| | UH | SH |
|----------------------------|---------|---------|
| FIRST DOWNS | 24 | 19 |
| RUSHES-YARDS (NET) | 34-123 | 32-79 |
| PASSING YDS (NET) | 294 | 159 |
| Passes Att-Comp-Int | 27-43-1 | 18-28-1 |
| TOTAL OFFENSE PLAYS-YARDS | 7-417 | 60-238 |
| Fumble Returns-Yards | 0-0 | 0-0 |
| Punt Returns-Yards | 0-0 | 1-8 |
| Kickoff Returns-Yards | 2-50 | 3-44 |
| Interception Returns-Yards | 1-41 | 1-66 |
| Punts (Number-Avg) | 3-40.0 | 5-45.0 |
| Fumbles-Lost | 1-1 | 0-0 |
| Penalties-Yards | 6-73 | 9-95 |
| Possession Time | 32:53 | 27:07 |
| Third-Down Conversions | 6 of 17 | 2 of 11 |
| Fourth-Down Conversions | 3 of 3 | 0 of 1 |
| Red-Zone Scores-Chances | 5-5 | 2-3 |
| Sacks By: Number-Yards | 4-25 | 3-18 |

HAWAII TOP PERFORMERS

| RUSHING: | No. | Yds. | Avg. | TD | LG |
|-------------|----------|------|------|-----|-----|
| Sims | 14 | 60 | 4.3 | 0 | 19 |
| Barfield | 7 | 29 | 4.1 | 0 | 6 |
| Weaver | 10 | 26 | 2.6 | 0 | 13 |
| PASSING: | C-Att.-I | Yds | TD | LG | SK |
| Weaver | 27-43-1 | 294 | 3 | 47 | 3 |
| RECEIVING: | No. | Yds. | TD | LG | |
| Ashlock | 7 | 125 | 2 | 47 | |
| Sims | 7 | 29 | 1 | 16 | |
| White | 4 | 54 | 0 | 27 | |
| Pupunu | 4 | 43 | 0 | 15 | |
| DEFENSE: | TOT | SK | TFL | INT | PBU |
| Manuma | 6 | 0.0 | 0.0 | 0 | 2 |
| Lagafuaina | 6 | 1.0 | 2.5 | 0 | 0 |
| Johnson III | 4 | 2.0 | 2.0 | 0 | 0 |
| Iovino | 4 | 0.0 | 0.0 | 1 | 0 |

GAME 4 • Sept. 13, 2025 • Ching Complex (11,936)

| | 1 | 2 | 3 | 4 | OT | Final |
|----------------------|----------|-----------|----------|----------|----------|-----------|
| Portland State (0-4) | 0 | 0 | 3 | 0 | - | 3 |
| Hawai'i (3-1) | 0 | 14 | 3 | 6 | - | 23 |

SCORING SUMMARY

| | UH | PS |
|--|----|----|
| 2nd UH TD 13:09 Barfield 16 yd pass from Weaver (Matsuzawa kick) | 7 | 0 |
| UH TD 9:39 Barfield 31 yd pass from Weaver (Matsuzawa kick) | 14 | 0 |
| 3rd UH FG 9:29 Matsuzawa 44 yd field goal | 17 | 0 |
| PS FG 3:45 Uribe 25 yd field goal | 17 | 3 |
| 4th UH FG 8:12 Matsuzawa 47 yd field goal | 20 | 3 |
| PS FG 0:58 Matsuzawa 35 yd field goal | 23 | 3 |



GAME NOTES

- ▶ UH rode a stifling defense and the leg of Kansei Matsuzawa to a 23-3 win, its seventh on Homecoming in its last eight years.
- ▶ The win was UH's fourth straight overall at home dating back to last season, setting a new mark since moving into the Ching Complex in 2021.
- ▶ Hawai'i held the Vikings to just three points, not allowing an opponent touchdown in a game for the first time since 2019.
- ▶ UH also held Portland State to opponent season lows in total yards (230) and rushing yards (41).
- ▶ Elijah Palmer led the UH defense with seven tackles, including 2.0 tackles-for-loss while adding his first interception of the season and the fourth of his career.
- ▶ Kansei Matsuzawa hit all three of his field goal attempts including a career-high 44-yard field goal that he later surpassed with a 47-yard field goal.
- ▶ Matsuzawa improved to a perfect 11-for-11 on field goals for the season and has hit all eight of his PATs with two more on Saturday.
- ▶ Junior running back Cam Barfield found the end zone twice – his first TDs as a Rainbow Warrior – on catches of 16 and 31 yards, respectively, in the 2nd quarter.
- ▶ For the first time this season, the UH offense went turnover free, while also winning the turnover battle (+1).

TEAM STAT COMPARISON

| | UH | PS |
|----------------------------|---------|---------|
| FIRST DOWNS | 18 | 16 |
| RUSHES-YARDS (NET) | 29-107 | 23-41 |
| PASSING YDS (NET) | 250 | 189 |
| Passes Att-Comp-Int | 27-45-0 | 23-35-1 |
| TOTAL OFFENSE PLAYS-YARDS | 74-357 | 58-235 |
| Fumble Returns-Yards | 0-0 | 0-0 |
| Punt Returns-Yards | 0-0 | 3-18 |
| Kickoff Returns-Yards | 1-13 | 3-53 |
| Interception Returns-Yards | 1-4 | 0-0 |
| Punts (Number-Avg) | 6-43.2 | 5-36.6 |
| Fumbles-Lost | 1-0 | 1-0 |
| Penalties-Yards | 13-138 | 7-65 |
| Possession Time | 34:07 | 27:07 |
| Third-Down Conversions | 9 of 19 | 4 of 13 |
| Fourth-Down Conversions | 1 of 1 | 0 of 3 |
| Red-Zone Scores-Chances | 2-2 | 1-2 |
| Sacks By: Number-Yards | 3-9 | 2-16 |

HAWAII TOP PERFORMERS

| RUSHING: | No. | Yds. | Avg. | TD | LG |
|------------|----------|------|------|-----|-----|
| Sims | 9 | 41 | 4.6 | 0 | 13 |
| Weaver | 12 | 30 | 2.5 | 0 | 9 |
| Barfield | 4 | 9 | 2.2 | 0 | 7 |
| PASSING: | C-Att.-I | Yds | TD | LG | SK |
| Weaver | 26-42-0 | 240 | 2 | 31 | 2 |
| RECEIVING: | No. | Yds. | TD | LG | |
| Pupunu | 5 | 40 | 0 | 12 | |
| Barfield | 4 | 50 | 2 | 31 | |
| Sims | 4 | 46 | 0 | 23 | |
| Uiliata | 3 | 37 | 0 | 30 | |
| DEFENSE: | TOT | SK | TFL | INT | PBU |
| Palmer | 7 | 0.0 | 2.0 | 1 | 0 |
| Manuma | 4 | 0.0 | 0.0 | 0 | 2 |
| Lagafuaina | 4 | 1.0 | 1.0 | 0 | 0 |
| Gipson | 4 | 0.0 | 0.0 | 0 | 0 |

GAME RECAPS

SHERATON HAWAII BOWL vs. CALIFORNIA

GAME 5 • Sept. 20, 2025 • Ching Complex (13,789)

| | 1 | 2 | 3 | 4 | OT | Final |
|----------------------------|---|---|---|----|----|-------|
| Fresno State (4-1, 1-0 MW) | 0 | 7 | 6 | 10 | - | 23 |
| Hawai'i (3-2, 0-1 MW) | 0 | 9 | 6 | 6 | - | 21 |

SCORING SUMMARY

| | UH | FS |
|---|----|----|
| 2nd UH SAF 6:56 Team Safety | 2 | 0 |
| UH TD 1:47 Otis 37 yd fumble recovery (Matsuzawa kick) | 9 | 0 |
| FS TD 0:38 Anderson III 13 yd pass from Warner (Lynch kick) | 9 | 7 |
| 3rd UH FG 7:31 Matsuzawa 40 yd field goal | 12 | 7 |
| FS TD 5:47 Donelson 1 yd rush (Warner pass failed) | 12 | 13 |
| UH FG 3:15 Matsuzawa 52 yd field goal | 15 | 13 |
| 4th FS FG 9:54 Lynch 27 yd field goal | 15 | 16 |
| FS TD 5:20 Thunderbird 59 yd interception return | 15 | 23 |
| UH TD 0:10 Kamoku 10 yd pass from Alejado (Alejado pass failed) | 21 | 23 |



GAME NOTES

- ▶ The final chapter of a storied rivalry ended in heartbreaking fashion, as the Hawai'i football team fell just short at the finish line in a 23-21 loss.
- ▶ The Rainbow Warriors had a chance to tie the game late, scoring in the final seconds to get within two points, but the ensuing two-point conversion fell incomplete.
- ▶ UH out-gained Fresno State 308-294, but the 'Bows turned the ball over four times, including a career-high three interceptions from Micah Alejado.
- ▶ Alejado, returning from injury with his first appearance since the second game of the season, went 28-of-47 for 219 yards and a touchdown, but threw a pair of fourth-quarter interceptions, including one that was returned for a Fresno State TD.
- ▶ Kansei Matsuzawa hit two field goals to move to 13-for-13 on the year, tying a UH record set by Rigoberto Sanchez (2016) for most consecutive field goals made to start a season.
- ▶ Matsuzawa's second field goal, a 52-yarder, set a new career-long.
- ▶ UH got its second defensive touchdown of the season when Jamih Otis returned a fumble 37 yards to put UH up 9-0 late in the second quarter.
- ▶ After more than 30 years as members of the WAC and Mountain West, the game marked the final meeting as conference opponents for UH and Fresno.

TEAM STAT COMPARISON

| | UH | FS |
|----------------------------|---------|---------|
| FIRST DOWNS | 20 | 16 |
| RUSHES-YARDS (NET) | 27-89 | 32-71 |
| PASSING YDS (NET) | 219 | 230 |
| Passes Att-Comp-Int | 28-47-3 | 22-29-0 |
| TOTAL OFFENSE PLAYS-YARDS | 74-308 | 61-301 |
| Fumble Returns-Yards | 1-37-1 | 1-0 |
| Punt Returns-Yards | 0-0 | 1-7 |
| Kickoff Returns-Yards | 0-0 | 2-57 |
| Interception Returns-Yards | 0-0 | 3-101-1 |
| Punts (Number-Avg) | 4-38.8 | 3-41.0 |
| Fumbles-Lost | 1-1 | 3-1 |
| Penalties-Yards | 7-41 | 8-87 |
| Possession Time | 30:10 | 29:50 |
| Third-Down Conversions | 7 of 17 | 7 of 14 |
| Fourth-Down Conversions | 2 of 3 | 0 of 0 |
| Red-Zone Scores-Chances | 1-1 | 3-4 |
| Sacks By: Number-Yards | 4-17 | 1-7 |

HAWAII TOP PERFORMERS

| RUSHING: | No. | Yds. | Avg. | TD | LG |
|--------------|----------|------|------|-----|-----|
| Alejado | 12 | 31 | 2.6 | 0 | 14 |
| Sims | 7 | 30 | 4.3 | 0 | 12 |
| Barfield | 5 | 20 | 4.0 | 0 | 6 |
| PASSING: | C-Att.-I | Yds | TD | LG | SK |
| Alejado | 28-47-3 | 219 | 1 | 38 | 4 |
| RECEIVING: | No. | Yds. | TD | LG | |
| Ashlock | 8 | 68 | 0 | 38 | |
| Uiliata | 5 | 47 | 0 | 16 | |
| Barfield | 2 | 15 | 0 | 8 | |
| Kamoku | 2 | 20 | 1 | 10 | |
| DEFENSE: | TOT | SK | TFL | INT | PBU |
| Wilson-Jones | 6 | 0.0 | 0.0 | 0 | 0 |
| Williams | 5 | 0.0 | 1.5 | 0 | 0 |
| Smith | 5 | 0.0 | 0.5 | 0 | 0 |
| Benton | 2 | 1.0 | 2.0 | 0 | 0 |

GAME 6 • Sept. 27, 2025 • Falcon Stadium (22,667)

| | 1 | 2 | 3 | 4 | OT | Final |
|-------------------------|----|---|---|----|----|-------|
| Hawai'i (4-2, 1-1 MW) | 14 | 3 | 7 | 20 | - | 44 |
| Air Force (1-3, 0-3 MW) | 7 | 0 | 7 | 21 | - | 35 |

SCORING SUMMARY

| | UH | AF |
|--|----|----|
| 1st UH TD 11:25 Harris 6 yd pass from Alejado (Matsuzawa kick) | 7 | 0 |
| AF FG 9:16 Fleischmann 5 yd pass from Szarka (Medina kick) | 7 | 7 |
| UH TD 6:11 White 24 yd pass from Alejado (Matsuzawa kick) | 14 | 7 |
| 2nd UH FG 3:49 Matsuzawa 31 yd field goal | 17 | 7 |
| 3rd AF TD 9:14 Frew 11 yd rush (Medina kick) | 17 | 14 |
| UH TD 2:44 Sims 1 yd rush (Matsuzawa kick) | 24 | 14 |
| 4th UH TD 14:55 Barfield 27 yd rush (Matsuzawa kick) | 31 | 14 |
| AF TD 14:04 Harris 73 yd pass from Szarka (Medina kick) | 31 | 21 |
| UH FG 11:14 Matsuzawa 39 yd field goal | 34 | 21 |
| AF TD 5:58 Hodges 2 yd rush (Medina kick) | 34 | 28 |
| UH TD 5:06 Harris 74 yd pass from Alejado (Matsuzawa kick) | 41 | 28 |
| AF TD 4:30 Smith 34 yd pass from Szarka (Medina kick) | 41 | 35 |
| UH FG 0:34 Matsuzawa 25 yd field goal | 44 | 35 |



GAME NOTES

- ▶ In a breathtaking offensive shootout, UH pulled away from Air Force to pickup its first conference victory of the season while maintaining possession of the Kuter Trophy.
- ▶ The UH offense exploded for 535 yards and the team's highest point total in the Timmy Chang era.
- ▶ Micah Alejado went 35-of-47 for 457 yards and three touchdowns while leading a UH offense that flipped the script on the Falcons.
- ▶ UH went a remarkable 14-of-19 on third-down conversions and won the time of possession by nearly 15 minutes against an Air Force squad that entered the game ranked fourth nationally in the category.
- ▶ Amongst UH's possessions, was a school-record 24-play, 80-yard drive that ate up more than 12 minutes in the second quarter.
- ▶ The Rainbow Warriors did not surrender a sack, committed a season-low four penalties and went turnover free for the second time this year.
- ▶ The Rainbow Warriors won for the second straight time in Colorado Springs (last in 2016) and for the third time in nine meetings there.
- ▶ With three field goals, Kansei Matsuzawa set new and UH Mountain West record for consecutive field goals made to start a season with 16 straight.

TEAM STAT COMPARISON

| | UH | AF |
|----------------------------|----------|---------|
| FIRST DOWNS | 26 | 17 |
| RUSHES-YARDS (NET) | 31-78 | 34-216 |
| PASSING YDS (NET) | 457 | 278 |
| Passes Att-Comp-Int | 35-47-0 | 10-13-1 |
| TOTAL OFFENSE PLAYS-YARDS | 78-535 | 47-494 |
| Fumble Returns-Yards | 0-0 | 0-0 |
| Punt Returns-Yards | 1-14 | 0-0 |
| Kickoff Returns-Yards | 1-0 | 2-36 |
| Interception Returns-Yards | 1-14 | 0-0 |
| Punts (Number-Avg) | 1-49.0 | 1-55.0 |
| Fumbles-Lost | 0-0 | 0-0 |
| Penalties-Yards | 4-17 | 5-32 |
| Possession Time | 37:24 | 22:36 |
| Third-Down Conversions | 14 of 19 | 3 of 6 |
| Fourth-Down Conversions | 0 of 1 | 0 of 2 |
| Red-Zone Scores-Chances | 4-4 | 3-4 |
| Sacks By: Number-Yards | 2-13 | 0-0 |

HAWAII TOP PERFORMERS

| RUSHING: | No. | Yds. | Avg. | TD | LG |
|------------|----------|------|------|-----|-----|
| Sims | 13 | 57 | 4.4 | 1 | 15 |
| Barfield | 5 | 22 | 4.4 | 1 | 27 |
| Alejado | 9 | 6 | 0.7 | 0 | 6 |
| PASSING: | C-Att.-I | Yds | TD | LG | SK |
| Alejado | 35-47-0 | 457 | 3 | 74 | 0 |
| RECEIVING: | No. | Yds. | TD | LG | |
| Harris | 7 | 144 | 2 | 74 | |
| White | 7 | 50 | 1 | 24 | |
| Uiliata | 6 | 42 | 0 | 11 | |
| Ashlock | 4 | 52 | 0 | 18 | |
| Barfield | 3 | 64 | 0 | 59 | |
| DEFENSE: | TOT | SK | TFL | INT | PBU |
| Edwards | 5 | 0.0 | 0.0 | 0 | 0 |
| Otis | 5 | 0.0 | 1.0 | 0 | 0 |
| Thompson | 4 | 0.0 | 0.0 | 1 | 0 |

GAME RECAPS

SHERATON HAWAII BOWL vs. CALIFORNIA

GAME 7 • Oct. 11, 2025 • Ching Complex (13,023)

| | 1 | 2 | 3 | 4 | OT | Final |
|--------------------------|----|----|---|----|----|-------|
| Utah State (3-3, 1-1 MW) | 3 | 17 | 6 | 0 | - | 26 |
| Hawai'i (5-2, 2-1 MW) | 10 | 14 | 3 | 17 | - | 44 |

SCORING SUMMARY

| | UH | US |
|---|----|----|
| 1st UH FG 8:53 Matsuzawa 31 yd field goal | 3 | 0 |
| US FG 4:31 Rinker 20 yd field goal | 3 | 3 |
| UH TD 2:27 Ashlock 18 pass from Alejado (Matsuzawa kick) | 10 | 3 |
| 2nd US TD 9:36 Davis 1 yd rush (Rinker kick) | 10 | 10 |
| US TD 8:11 Jacobs 30 yd pass from Garcia (Rinker kick) | 10 | 17 |
| UH TD 5:45 Ashlock 7 yd pass from Alejado (Matsuzawa kick) | 17 | 17 |
| US FG 1:05 Rinker 40 yd field goal | 17 | 20 |
| UH TD 0:31 Ashlock 31 yd pass from Alejado (Matsuzawa kick) | 24 | 20 |
| 3rd US TD 14:01 Lane 32 yd pass from Barnes (Rinker kick blocked) | 24 | 26 |
| UH FG 3:20 Matsuzawa 46 yd field goal | 27 | 26 |
| 4th UH TD 11:55 Alejado 15 yd rush (Matsuzawa kick) | 34 | 26 |
| UH FG 7:47 Matsuzawa 36 yd field goal | 37 | 26 |
| UH TD 3:48 Sims 4 yd rush (Matsuzawa kick) | 44 | 26 |



GAME NOTES

- ▶ Hawai'i snapped an eight-game losing streak to Utah State in the final meeting between the teams as conference rivals.
- ▶ After back-and-forth action through the first three quarters, the Rainbow Warriors out-scored the Aggies 17-0 in the final frame.
- ▶ Micah Alejado became the first UH signal caller since Cole McDonald in 2018 to throw for over 400 passing yards in back-to-back games, completing 34-of-54 passes for 413 yards.
- ▶ Alejado threw three touchdown passes and also scored his first career rushing touchdown in UH's dominant fourth quarter.
- ▶ All three touchdown passes went to Pofele Ashlock who scored all of his TDs in the first half and finished with 113 yards on eight catches.
- ▶ Kansei Matsuzawa hit a trio of field goals to move to 19-for-19 on the year, while also tying Jason Elam's UH record for consecutive field goals made (20).
- ▶ Jamih Otis had a forced fumble and his first career interception for a Rainbow Warrior defense that has at least one takeaway in all but one game.
- ▶ UH's 546 total yards were a season high while the 'Bows exceeded 40 points for the second straight game.
- ▶ The win was UH's fifth in its last six games at Ching Complex.

TEAM STAT COMPARISON

| | UH | US |
|----------------------------|---------|---------|
| FIRST DOWNS | 26 | 20 |
| RUSHES-YARDS (NET) | 29-133 | 29-166 |
| PASSING YDS (NET) | 413 | 269 |
| Passes Att-Comp-Int | 34-54-1 | 19-37-1 |
| TOTAL OFFENSE PLAYS-YARDS | 83-546 | 66-435 |
| Fumble Returns-Yards | 0-0 | 0-0 |
| Punt Returns-Yards | 1-3 | 0-0 |
| Kickoff Returns-Yards | 0-0 | 6-93 |
| Interception Returns-Yards | 1-0 | 1-22 |
| Punts (Number-Avg) | 4-44.5 | 6-38.8 |
| Fumbles-Lost | 0-0 | 2-1 |
| Penalties-Yards | 5-44 | 11-73 |
| Possession Time | 34:01 | 25:59 |
| Third-Down Conversions | 5 of 16 | 2 of 12 |
| Fourth-Down Conversions | 1 of 2 | 1 of 2 |
| Red-Zone Scores-Chances | 6-6 | 2-2 |
| Sacks By: Number-Yards | 3-14 | 5-36 |

HAWAII TOP PERFORMERS

| RUSHING: | No. | Yds. | Avg. | TD | LG |
|------------|----------|------|------|-----|-----|
| Sims | 10 | 82 | 8.2 | 1 | 43 |
| Davis | 1 | 37 | 37.0 | 0 | 37 |
| Vaughn | 1 | 7 | 7.0 | 0 | 7 |
| PASSING: | C-Att.-I | Yds | TD | LG | SK |
| Alejado | 34-54-1 | 413 | 3 | 46 | 5 |
| RECEIVING: | No. | Yds. | TD | LG | |
| Ashlock | 8 | 113 | 3 | 31 | |
| Harris | 7 | 117 | 0 | 43 | |
| Cenacle | 6 | 57 | 0 | 26 | |
| White | 3 | 63 | 0 | 46 | |
| DEFENSE: | TOT | SK | TFL | INT | PBU |
| Palmer | 6 | 0.0 | 0.0 | 0 | 2 |
| Manuma | 5 | 0.0 | 0.0 | 0 | 0 |
| Otis | 5 | 0.0 | 0.0 | 1 | 0 |
| Lagafuaina | 3 | 0.0 | 1.0 | 0 | 0 |

GAME 8 • Oct. 18, 2025 • Canvas Stadium (40,416)

| | 1 | 2 | 3 | 4 | OT | Final |
|------------------------------|---|---|----|----|----|-------|
| Hawai'i (6-2, 3-1 MW) | 7 | 7 | 10 | 7 | - | 31 |
| Colorado State (2-5, 1-2 MW) | 7 | 0 | 0 | 12 | - | 19 |

SCORING SUMMARY

| | UH | CS |
|---|----|----|
| 1st UH TD 8:38 Cenacle 17 yd pass from Alejado (Matsuzawa kick) | 7 | 0 |
| CS TD 0:00 Kinnard 91 yd punt return (Hankins kick) | 7 | 7 |
| 2nd UH TD 5:54 Harris 75 yd pass from Alejado (Matsuzawa kick) | 14 | 7 |
| 3rd UH TD 9:50 Harris 9 yd pass from Alejado (Matsuzawa kick) | 21 | 7 |
| UH FG 3:09 Matsuzawa 26 yd field goal | 24 | 7 |
| 4th CS TD 11:58 Winfield from Brousseau (Lanier rush failed) | 24 | 13 |
| CS TD 6:50 Bullock 3 yd rush (Brousseau pass failed) | 24 | 19 |
| UH TD 2:23 Barfield 35 yd rush (Matsuzawa kick) | 31 | 19 |



GAME NOTES

- ▶ With its third straight win, UH improved to 6-2 overall and gained bowl eligibility for the first time in the Timmy Chang era.
- ▶ It is the earliest on the calendar that UH has gained bowl eligibility since the 2007 team reeled off seven straight wins by Oct. 12 (13-game schedule).
- ▶ In the final matchup between the teams as conference rivals, Hawai'i won for the fourth time in the last five meetings.
- ▶ UH never trailed in the game and entered the final quarter up by 17 points.
- ▶ Micah Alejado (301 yards, 3 TDs) enjoyed his third straight game with at least 300 yards passing and three touchdowns.
- ▶ Jackson Harris (109 yards, 2 TDs) had his third straight 100-yard receiving game, a first since John Ursua had four straight to start the 2018 season.
- ▶ Jamih Otis set a new career-high by logging 12 tackles, while also forcing a fumble for the second straight game.
- ▶ The Rainbow Warriors defense has forced at least one turnover in seven of eight games this season.
- ▶ UH shutout the CSU offense for the first three quarters as the team's only points came on a 91-yard punt return, the first such TD UH gave up since 2016.
- ▶ The Rainbow Warriors committed a season-low three penalties.

TEAM STAT COMPARISON

| | UH | CS |
|----------------------------|---------|---------|
| FIRST DOWNS | 19 | 15 |
| RUSHES-YARDS (NET) | 28-134 | 34-85 |
| PASSING YDS (NET) | 301 | 176 |
| Passes Att-Comp-Int | 26-38-1 | 15-29-0 |
| TOTAL OFFENSE PLAYS-YARDS | 66-435 | 63-261 |
| Fumble Returns-Yards | 0-0 | 0-0 |
| Punt Returns-Yards | 0-0 | 3-116-1 |
| Kickoff Returns-Yards | 0-0 | 1-19 |
| Interception Returns-Yards | 0-0 | 1-0 |
| Punts (Number-Avg) | 4-52.5 | 6-42.7 |
| Fumbles-Lost | 0-0 | 2-1 |
| Penalties-Yards | 3-23 | 5-51 |
| Possession Time | 34:59 | 25:01 |
| Third-Down Conversions | 7 of 14 | 6 of 15 |
| Fourth-Down Conversions | 1 of 1 | 1 of 2 |
| Red-Zone Scores-Chances | 3-3 | 2-2 |
| Sacks By: Number-Yards | 6-35 | 0-0 |

HAWAII TOP PERFORMERS

| RUSHING: | No. | Yds. | Avg. | TD | LG |
|------------|----------|------|------|-----|-----|
| Sims | 12 | 59 | 4.9 | 0 | 13 |
| Barfield | 5 | 56 | 11.2 | 1 | 35 |
| Alejado | 9 | 21 | 2.3 | 0 | 6 |
| PASSING: | C-Att.-I | Yds | TD | LG | SK |
| Alejado | 26-38-1 | 301 | 3 | 75 | 0 |
| RECEIVING: | No. | Yds. | TD | LG | |
| Cenacle | 7 | 70 | 1 | 24 | |
| Harris | 5 | 109 | 2 | 75 | |
| Pupunu | 5 | 56 | 0 | 20 | |
| Ashlock | 2 | 26 | 0 | 19 | |
| DEFENSE: | TOT | SK | TFL | INT | PBU |
| Otis | 12 | 0.0 | 0.5 | 0 | 0 |
| Smith | 7 | 0.0 | 0.5 | 0 | 0 |
| Palmer | 5 | 0.0 | 1.0 | 0 | 0 |
| Jones | 4 | 2.0 | 2.0 | 0 | 0 |

GAME RECAPS

SHERATON HAWAII BOWL vs. CALIFORNIA

GAME 9 • Nov. 1, 2025 • CEFCU Stadium (16,012)

| | 1 | 2 | 3 | 4 | OT | Final |
|------------------------------|----------|----------|-----------|-----------|----|-----------|
| Hawai'i (6-3, 3-2 MW) | 7 | 7 | 14 | 10 | - | 38 |
| San José State (3-5, 2-2 MW) | 7 | 24 | 7 | 7 | - | 45 |

SCORING SUMMARY

| | UH | SJ |
|--|----|----|
| 1st UH TD 6:17 Barfield 1 yd rush (Matsuzawa kick) | 7 | 0 |
| SJ TD 0:51 Chavez-Soto 10 yd rush (Lynch kick) | 7 | 7 |
| 2nd SJ TD 9:49 Chavez-Soto 20 yd rush (Lynch kick) | 7 | 14 |
| SJ TD 5:40 Radcliffe 2 yd rush (Lynch kick) | 7 | 21 |
| UH TD 4:07 Harris 68 yd pass from Alejado (Matsuzawa kick) | 14 | 21 |
| SJ TD 3:29 Scudero 50 yd pass from Eget (Lynch kick) | 14 | 28 |
| SJ FG 0:27 Brown 24 yd field goal | 14 | 31 |
| 3rd UH TD 9:46 Sims 6 yd pass from Alejado (Matsuzawa kick) | 21 | 31 |
| SJ TD 9:02 Scudero 62 yd pass from Eget (Lynch kick) | 21 | 38 |
| UH TD 0:04 Sims 2 yd rush (Matsuzawa kick) | 28 | 38 |
| 4th UH TD 9:32 Harris 20 yd pass from Alejado (Matsuzawa kick) | 35 | 38 |
| SJ TD 5:37 Chavez-Soto 1 yd rush (Lynch kick) | 35 | 45 |
| UH FG 1:16 Matsuzawa 24 yd field goal | 38 | 45 |



GAME NOTES

- ▶ UH saw their three-game win streak come to a close with a 45-38 loss.
- ▶ It was an offensive showcase as UH and SJSU combined for more than 1,100 yards of offense
- ▶ The Spartans built a lead that ballooned to as many as 17 points, but needed to hold off a rally by the Rainbow Warriors who cut the deficit to just three points early in the fourth quarter.
- ▶ SJSU gained its fifth straight win in the series and retained possession of the Dick Tomey Legacy Trophy.
- ▶ San José State racked up 630 yards of offense, the most by a UH opponent in four years.
- ▶ Danny Scudero, the nation's leading receiver, had 215 yards receiving, the fifth highest total ever by a UH opponent.
- ▶ Micah Alejado three more than 300 yards and 4 TDs, for the fourth straight game the longest such streak since Bryant Moniz in 2010.
- ▶ Jackson Harris had 134 yards receiving and a pair of touchdowns for his fourth straight 100-yard receiving game.
- ▶ After hitting a 24-yard field goal, Kansei Matsuzawa improved 21-of-21 and tied Richard Spleman's (1984) UH single-season record for field goals made.

TEAM STAT COMPARISON

| | UH | SJ |
|----------------------------|---------|---------|
| FIRST DOWNS | 22 | 26 |
| RUSHES-YARDS (NET) | 25-95 | 28-172 |
| PASSING YDS (NET) | 401 | 458 |
| Passes Att-Comp-Int | 32-47-0 | 20-40-0 |
| TOTAL OFFENSE PLAYS-YARDS | 72-496 | 68-630 |
| Fumble Returns-Yards | 0-0 | 0-0 |
| Punt Returns-Yards | 1-7 | 0-0 |
| Kickoff Returns-Yards | 4-106 | 3-49 |
| Interception Returns-Yards | 0-0 | 0-0 |
| Punts (Number-Avg) | 4-44.8 | 2-46.0 |
| Fumbles-Lost | 1-1 | 2-0 |
| Penalties-Yards | 11-80 | 6-48 |
| Possession Time | 33:10 | 26:50 |
| Third-Down Conversions | 9 of 14 | 5 of 10 |
| Fourth-Down Conversions | 0 of 0 | 0 of 2 |
| Red-Zone Scores-Chances | 5-5 | 5-5 |
| Sacks By: Number-Yards | 0-0 | 1-9 |

HAWAII TOP PERFORMERS

| RUSHING: | No. | Yds. | Avg. | TD | LG |
|-----------------|----------|------|------|-----|-----|
| Sims | 13 | 57 | 4.4 | 1 | 12 |
| Vaughn | 2 | 19 | 9.5 | 0 | 14 |
| Barfield | 6 | 15 | 2.5 | 1 | 9 |
| PASSING: | C-Att.-I | Yds | TD | LG | SK |
| Alejado | 31-46-0 | 367 | 3 | 68 | 1 |
| RECEIVING: | No. | Yds. | TD | LG | |
| Ashlock | 7 | 104 | 0 | 20 | |
| Harris | 6 | 134 | 2 | 68 | |
| White | 5 | 57 | 0 | 45 | |
| Tauaefa | 2 | 40 | 0 | 34 | |
| DEFENSE: | TOT | SK | TFL | INT | PBU |
| Palmer | 6 | 0.0 | 0.0 | 0 | 1 |
| Otis | 5 | 0.0 | 0.0 | 0 | 0 |
| Mendiola-Jensen | 5 | 0.0 | 0.0 | 0 | 1 |
| Edwards II | 3 | 0.0 | 0.0 | 0 | 2 |

GAME 10 • Nov. 8, 2025 • Ching Complex (15,194)

| | 1 | 2 | 3 | 4 | OT | Final |
|-------------------------------|-----------|-----------|-----------|----------|----|-----------|
| San Diego State (7-2, 4-1 MW) | 3 | 3 | 0 | 0 | - | 6 |
| Hawai'i (7-3, 4-2 MW) | 14 | 10 | 14 | 0 | - | 38 |

SCORING SUMMARY

| | UH | SD |
|---|----|----|
| 1st SD FG 10:47 Plascencia 42 yd field goal | 0 | 3 |
| UH TD 6:37 Harris 9 yd pass from Alejado (Matsuzawa kick) | 7 | 3 |
| UH TD 2:14 Harris 34 yd pass from Alejado (Matsuzawa kick) | 14 | 3 |
| 2nd SD FG 14:56 Plascencia 43 yd field goal | 14 | 6 |
| UH TD 12:54 Harris 35 yd pass from Alejado (Matsuzawa kick) | 21 | 6 |
| UH FG 4:23 Matsuzawa 22 yd field goal | 24 | 6 |
| 3rd UH TD 14:49 Barfield 86 yd kickoff return | 31 | 6 |
| UH TD 2:07 Palmer 53 yd interception return | 38 | 6 |



GAME NOTES

- ▶ UH snapped its five-game losing skid in the series to San Diego State while also achieving its largest margin of victory ever over the Aztecs.
- ▶ The 'Bows dominated in all three phases of the game, sparked by a defense that forced a season-high four takeaways.
- ▶ Jackson Harris scored all three of his receiving TDs in the first half and recorded his fifth straight 100-yard receiving game.
- ▶ Micah Alejado threw three touchdowns passes for the fifth straight game, the longest such streak since Colt Brennan (10 straight) in 2006.
- ▶ UH scored 30+ points for the fifth straight game its longest in-season streak since the 2007 team did it seven straight times.
- ▶ With his 22-yard field goal in the second quarter, Kansei Matsuzawa set a new UH single-season mark (22) surpassing Richard Spleman's 21 in 1984.
- ▶ UH scored the most points against the Aztecs this year. San Diego State entered the game ranked No. 2 nationally at 10.0 ppg.
- ▶ UH scored touchdowns on both a kickoff return (Cam Barfield, 86 yards) and interception return (Elijah Palmer, 53 yards), the first time UH had both a defensive and special team touchdown in the same game since 2012.
- ▶ The win was UH's sixth in its last seven games at Ching Complex.

TEAM STAT COMPARISON

| | UH | SD |
|----------------------------|---------|---------|
| FIRST DOWNS | 20 | 12 |
| RUSHES-YARDS (NET) | 35-130 | 34-135 |
| PASSING YDS (NET) | 256 | 132 |
| Passes Att-Comp-Int | 22-34-1 | 10-28-2 |
| TOTAL OFFENSE PLAYS-YARDS | 69-386 | 62-267 |
| Fumble Returns-Yards | 0-0 | 0-0 |
| Punt Returns-Yards | 3-15 | 0-0 |
| Kickoff Returns-Yards | 1-86-1 | 3-49 |
| Interception Returns-Yards | 2-75-1 | 1-13 |
| Punts (Number-Avg) | 5-41.4 | 6-55.0 |
| Fumbles-Lost | 0-0 | 2-2 |
| Penalties-Yards | 8-50 | 5-45 |
| Possession Time | 33:06 | 26:54 |
| Third-Down Conversions | 9 of 17 | 2 of 14 |
| Fourth-Down Conversions | 0 of 1 | 0 of 2 |
| Red-Zone Scores-Chances | 2-2 | 0-0 |
| Sacks By: Number-Yards | 3-14 | 2-23 |

HAWAII TOP PERFORMERS

| RUSHING: | No. | Yds. | Avg. | TD | LG |
|-----------------|----------|------|------|-----|-----|
| Barfield | 11 | 69 | 6.3 | 0 | 26 |
| Sims | 10 | 48 | 4.8 | 0 | 19 |
| Vaughn | 3 | 11 | 3.7 | 0 | 16 |
| PASSING: | C-Att.-I | Yds | TD | LG | SK |
| Alejado | 22-34-1 | 256 | 3 | 35 | 2 |
| RECEIVING: | No. | Yds. | TD | LG | |
| Harris | 7 | 130 | 3 | 35 | |
| White | 4 | 47 | 0 | 32 | |
| Ashlock | 3 | 35 | 0 | 16 | |
| Tauaefa | 3 | 10 | 0 | 6 | |
| DEFENSE: | TOT | SK | TFL | INT | PBU |
| Manuma | 7 | 0.0 | 0.0 | 0 | 0 |
| Smith | 7 | 0.0 | 2.0 | 0 | 0 |
| Mendiola-Jensen | 3 | 0.0 | 0.0 | 1 | 0 |
| Palmer | 1 | 0.0 | 0.0 | 1 | 1 |

GAME RECAPS

SHERATON HAWAII BOWL vs. CALIFORNIA

GAME 11 • Nov. 21, 2025 • Allegiant Stadium (37,106)

| | 1 | 2 | 3 | 4 | OT | Final |
|------------------------------|----------|----------|----------|----------|----------|-----------|
| Hawai'i (7-3, 4-2 MW) | 7 | 3 | 0 | 0 | - | 10 |
| UNLV (8-2, 4-2 MW) | 10 | 14 | 0 | 14 | - | 38 |

SCORING SUMMARY

| 1st | LV | FG | 9:28 | Villela 44 yd field goal | UH | LV |
|-----|----|----|-------|--|----|----|
| | UH | TD | 8:16 | Harris 70 yd pass from Alejado (Matsuzawa kick) | 7 | 3 |
| | LV | TD | 3:47 | Bradley 8 yd pass from Colandrea (Villela kick) | 7 | 10 |
| 2nd | LV | TD | 13:37 | Lyons 72 yd pass from Colandrea (Villela kick) | 7 | 17 |
| | LV | TD | 5:45 | Lee 14 yd rush (Villela kick) | 7 | 24 |
| | UH | FG | 0:05 | Matsuzawa 45 yd kick | 10 | 24 |
| 4th | LV | TD | 14:55 | Reynolds 1 yd pass from Colandrea (Villela kick) | 10 | 31 |
| | LV | TD | 12:49 | Earle 27 yd rush (Villela kick) | 10 | 38 |



GAME NOTES

- ▶ In a key game in the Mountain West title race, UNLV knocked Hawaii out of the race with a 28-point win.
- ▶ With its third straight win over the Warriors, UNLV maintained possession of the Island Showdown Trophy and kept its conference title hopes alive.
- ▶ In a game pitting two of the most explosive offenses in the league, UNLV proved superior as the Rebels scored on their first four drives of the game to take a double-digit first-half lead they would not relinquish.
- ▶ Anthony Colandrea completed 21-of-26 passes for 253 yards and three touchdown passes and spread the ball around with nine different receivers with a catch.
- ▶ UNLV stifled a UH offense that had scored 30 or more points in five straight games. UH finished with a season-low 231 yards – including just 91 in the second half – in being held to its second-lowest point total of the season.
- ▶ Jackson Harris' scored UH's lone TD on 70-yard catch on UH's opening possession. It was his third touchdown catch this year of 70 or more yards.
- ▶ Kansei Matsuzawa booted a 45-yard field goal late in the second quarter, to move perfect 23-of-23 on the season.
- ▶ UH saw its string of scoring 30 or more points end at five games.

TEAM STAT COMPARISON

| | UH | LV |
|----------------------------|---------|---------|
| FIRST DOWNS | 12 | 29 |
| RUSHES-YARDS (NET) | 26-68 | 41-217 |
| PASSING YDS (NET) | 163 | 253 |
| Passes Att-Comp-Int | 15-24-1 | 21-26-0 |
| TOTAL OFFENSE PLAYS-YARDS | 50-231 | 67-470 |
| Fumble Returns-Yards | 0-0 | 0-0 |
| Punt Returns-Yards | 1-1 | 0-0 |
| Kickoff Returns-Yards | 2-33 | 1-22 |
| Interception Returns-Yards | 0-0 | 1-0 |
| Punts (Number-Avg) | 4-44.5 | 1-42.0 |
| Fumbles-Lost | 0-0 | 1-1 |
| Penalties-Yards | 11-103 | 6-80 |
| Possession Time | 24:53 | 35:07 |
| Third-Down Conversions | 3 of 10 | 7 of 11 |
| Fourth-Down Conversions | 0 of 2 | 1 of 2 |
| Red-Zone Scores-Chances | 0-0 | 3-3 |
| Sacks By: Number-Yards | 1-7 | 3-21 |

HAWAII TOP PERFORMERS

| RUSHING: | No. | Yds. | Avg. | TD | LG |
|-----------------|----------|------|------|-----|-----|
| Sims | 7 | 26 | 3.7 | 0 | 8 |
| Vaughn | 3 | 12 | 4.0 | 0 | 7 |
| Barfield | 5 | 10 | 2.0 | 0 | 7 |
| PASSING: | C-Att.-I | Yds | TD | LG | SK |
| Alejado | 15-24-1 | 163 | 1 | 70 | 3 |
| RECEIVING: | No. | Yds. | TD | LG | |
| Harris | 3 | 79 | 1 | 70 | |
| Sims | 3 | 22 | 0 | 12 | |
| Barfield | 3 | 20 | 0 | 16 | |
| White | 2 | 12 | 0 | 7 | |
| DEFENSE: | TOT | SK | TFL | INT | PBU |
| Mendiola-Jensen | 10 | 0.0 | 0.0 | 0 | 0 |
| Manuma | 7 | 0.0 | 0.0 | 0 | 0 |
| Smith | 7 | 0.0 | 0.0 | 0 | 0 |
| Iovino | 7 | 0.0 | 0.0 | 0 | 0 |

GAME 12 • Nov. 29, 2025 • Ching Complex (15,194)

| | 1 | 2 | 3 | 4 | OT | Final |
|------------------------------|----------|-----------|----------|----------|----------|-----------|
| Wyoming (4-8, 2-6 MW) | 7 | 0 | 0 | 0 | - | 7 |
| Hawai'i (8-4, 5-3 MW) | 7 | 13 | 7 | 0 | - | 27 |

SCORING SUMMARY

| 1st | WY | TD | 8:58 | Thomas 50 interception return (Sandvik kick) | UH | WY |
|-----|---|----|-------|---|----|----|
| | UH <td>TD</td> <td>3:52</td> <td>Barfield 19 yd pass from Alejado (Matsuzawa kick)</td> <td>7</td> <td>7</td> | TD | 3:52 | Barfield 19 yd pass from Alejado (Matsuzawa kick) | 7 | 7 |
| 2nd | UH <td>FG</td> <td>7:33</td> <td>Matsuzawa 47 yd field goal</td> <td>10</td> <td>7</td> | FG | 7:33 | Matsuzawa 47 yd field goal | 10 | 7 |
| | UH <td>TD</td> <td>4:47</td> <td>Harris 78 yd pass from Alejado (Matsuzawa kick)</td> <td>17</td> <td>7</td> | TD | 4:47 | Harris 78 yd pass from Alejado (Matsuzawa kick) | 17 | 7 |
| | UH <td>FG</td> <td>2:28</td> <td>Matsuzawa 47 yd field goal</td> <td>20</td> <td>7</td> | FG | 2:28 | Matsuzawa 47 yd field goal | 20 | 7 |
| 3rd | UH <td>TD</td> <td>11:36</td> <td>Barfield 41 yd rush (Matsuzawa kick)</td> <td>27</td> <td>7</td> | TD | 11:36 | Barfield 41 yd rush (Matsuzawa kick) | 27 | 7 |



GAME NOTES

- ▶ Hawai'i reclaimed possession of the Paniolo Trophy after dropping its previous two games in the series vs. Wyoming.
- ▶ The Warrior defense pitched a shutout, with the only Wyoming points coming on an early pick-six. UH set season-highs in tackles-for-loss (10) and pass breakups (7).
- ▶ The UH offense recovered quickly from the early miscue and scored 27 unanswered points to clinch the victory to tie its best Mountain West record at 5-3 and finish with its most regular-season wins (8) since 2019 (10).
- ▶ Micah Alejado threw for 289 yards on 17-of-24 passing with two touchdowns and broke Timmy Chang's UH freshman single-season passing touchdowns record, giving him 21 on the season.
- ▶ Jackson Harris continued his strong run of games, with his sixth 100+ yard receiving game in the past seven games. He caught four passes for a season-high 153 yards and a score.
- ▶ Kansei Matsuzawa made his first two field goals of the game, a pair of 47-yarders, to tie Washington kicker Chuck Nelson's FBS record (1982) of 25 consecutive made field goals to start a season. He missed his third attempt from 30 yards out to break his perfect season.

TEAM STAT COMPARISON

| | UH | WY |
|----------------------------|---------|---------|
| FIRST DOWNS | 14 | 16 |
| RUSHES-YARDS (NET) | 33-128 | 28-54 |
| PASSING YDS (NET) | 289 | 202 |
| Passes Att-Comp-Int | 17-25-1 | 20-37-1 |
| TOTAL OFFENSE PLAYS-YARDS | 58-417 | 65-256 |
| Fumble Returns-Yards | 0-0 | 0-0 |
| Punt Returns-Yards | 4-24 | 3-9 |
| Kickoff Returns-Yards | 0-0 | 4-73 |
| Interception Returns-Yards | 1-0 | 1-50-1 |
| Punts (Number-Avg) | 4-55.2 | 7-44.6 |
| Fumbles-Lost | 0-0 | 0-0 |
| Penalties-Yards | 9-95 | 5-35 |
| Possession Time | 30:58 | 29:02 |
| Third-Down Conversions | 5 of 14 | 3 of 15 |
| Fourth-Down Conversions | 0 of 0 | 1 of 3 |
| Red-Zone Scores-Chances | 1-2 | 0-1 |
| Sacks By: Number-Yards | 3-33 | 1-7 |

HAWAII TOP PERFORMERS

| RUSHING: | No. | Yds. | Avg. | TD | LG |
|------------|----------|------|------|-----|-----|
| Barfield | 15 | 77 | 5.1 | 0 | 41 |
| Cordero | 3 | 22 | 3.7 | 0 | 11 |
| Vaughn | 4 | 17 | 4.2 | 0 | 17 |
| PASSING: | C-Att.-I | Yds | TD | LG | SK |
| Alejado | 17-24-1 | 289 | 2 | 78 | 1 |
| RECEIVING: | No. | Yds. | TD | LG | |
| Harris | 4 | 153 | 1 | 78 | |
| Ashlock | 4 | 71 | 0 | 24 | |
| Barfield | 3 | 17 | 1 | 19 | |
| Uiliata | 2 | 14 | 0 | 7 | |
| DEFENSE: | TOT | SK | TFL | INT | PBU |
| Manuma | 11 | 0.0 | 1.5 | 0 | 1 |
| Ho'ohuli | 5 | 0.0 | 1.0 | 0 | 0 |
| Lagufuaina | 5 | 0.0 | 2.0 | 0 | 0 |
| Smith | 4 | 1.0 | 1.5 | 0 | 0 |

| | HAWAII | OPP |
|------------------------------------|---------------------|--------------------|
| Scoring | 342 | 282 |
| Points per game | 28.5 | 23.5 |
| Points Off Turnovers | 45 | 60 |
| First Downs | 242 | 224 |
| Rushing | 64 | 83 |
| Passing | 158 | 109 |
| Penalty | 20 | 32 |
| Rushing Yardage | 1248 | 1596 |
| Yards gained rushing | 1530 | 1893 |
| Yards lost rushing | 282 | 297 |
| Rushing attempts | 350 | 391 |
| Average per rush | 3.6 | 4.1 |
| Average per game | 104.0 | 133.0 |
| TDs Rushing | 8 | 16 |
| Passing Yardage | 3476 | 2616 |
| Comp-Att-Int | 316-491-12 | 206-355-8 |
| Average per pass | 7.1 | 7.4 |
| Average per catch | 11.0 | 12.7 |
| Average per game | 289.7 | 218.0 |
| TDs Passing | 26 | 14 |
| Total offense | 4724 | 4212 |
| Total plays | 841 | 746 |
| Average per play | 5.6 | 5.6 |
| Average per game | 393.7 | 351.0 |
| Kick returns: #-Yards | 11-309 | 34-651 |
| Punt returns: #-Yards | 12-77 | 14-215 |
| Int returns: #-Yards | 8-134 | 12-287 |
| Kick return average | 28.1 | 19.1 |
| Punt return average | 6.4 | 15.4 |
| Int return average | 16.8 | 23.9 |
| Fumbles-Lost | 7-6 | 14-6 |
| Penalties-Yards | 92-799 | 82-735 |
| Average per game | 66.6 | 61.3 |
| Punts-Yards | 47-2175 | 50-2188 |
| Average per punt | 46.3 | 43.8 |
| Net punt average | 41.1 | 41.4 |
| Kickoffs-Yards | 71-4270 | 62-3861 |
| Average per kick | 60.1 | 62.3 |
| Net kick average | 38.3 | 38.4 |
| Time of possession / game | 32:05 | 27:55 |
| 3rd-down conversion | 81/181 | 53/149 |
| 3rd-down pct | 45% | 36% |
| 4th-down conversion | 9/17 | 7/22 |
| 4th-down pct | 53% | 32% |
| Sacks by-Yards | 29-190 | 31-199 |
| Misc Yards | 0 | 0 |
| Touchdowns scored | 38 | 35 |
| Field goals - attempts | 25-26 | 14-20 |
| On-Side kicks | 1-3 | 0-1 |
| Red-zone scores | (35-37) 95% | (30-36) 83% |
| Red-zone touchdowns | (21-37) 57% | (20-36) 56% |
| PAT-attempts | (37-37) 100% | (30-31) 97% |
| 2-point conversion-attempts | (0-1) 0% | (0-4) 0% |
| Attendance | 95957 | 158634 |
| Games / Avg per game | 7/13708 | 5/31727 |
| Neutral site games | - | 0/0 |

Score by Periods

| Team | 1st | 2nd | 3rd | 4th | OT | TOT |
|-----------|-----|-----|-----|-----|----|-----|
| Hawaii | 83 | 100 | 70 | 89 | 0 | 342 |
| Opponents | 64 | 81 | 50 | 87 | 0 | 282 |

Rushing

| Player | gp | att | gain | loss | net | avg | td | lg | avg/g |
|------------------|-----------|------------|-------------|------------|-------------|------------|-----------|-----------|--------------|
| Landon Sims | 12 | 113 | 534 | 11 | 523 | 4.6 | 3 | 43 | 43.6 |
| Cam Barfield | 12 | 75 | 385 | 24 | 361 | 4.8 | 4 | 41 | 30.1 |
| Christian Vaughn | 10 | 17 | 90 | 1 | 89 | 5.2 | 0 | 14 | 8.9 |
| Luke Weaver | 4 | 27 | 115 | 42 | 73 | 2.7 | 0 | 13 | 18.3 |
| Micah Alejandro | 10 | 76 | 236 | 164 | 72 | 0.9 | 1 | 30 | 7.2 |
| Dermaricus Davis | 6 | 6 | 67 | 0 | 67 | 11.2 | 0 | 37 | 11.2 |
| David Cordero | 11 | 14 | 56 | 5 | 51 | 3.6 | 0 | 11 | 4.6 |
| Brandon White | 11 | 4 | 36 | 0 | 36 | 9.0 | 0 | 13 | 3.3 |
| Billy Gowers | 12 | 1 | 9 | 0 | 9 | 9.0 | 0 | 9 | 0.8 |
| Tama Uiliata | 12 | 1 | 2 | 0 | 2 | 2.0 | 0 | 2 | 0.2 |
| Team | 12 | 16 | 0 | 35 | -35 | -2.2 | 0 | 0 | -2.9 |
| Total | 12 | 350 | 1530 | 282 | 1248 | 3.6 | 8 | 43 | 104.0 |
| Opponents | 12 | 391 | 1893 | 297 | 1596 | 4.1 | 16 | 64 | 133.0 |

Passing

| Player | gp | effic | comp-att-int | pct | yds | td | lg | avg/g |
|------------------|-----------|--------------|-------------------|-------------|-------------|-----------|-----------|--------------|
| Micah Alejandro | 10 | 141.2 | 253-384-9 | 65.9 | 2832 | 21 | 78 | 283.2 |
| Luke Weaver | 4 | 119.5 | 61-102-3 | 59.8 | 600 | 5 | 47 | 150.0 |
| Dermaricus Davis | 6 | 61.3 | 1-3-0 | 33.3 | 10 | 0 | 10 | 1.7 |
| Tama Uiliata | 12 | 192.8 | 1-2-0 | 50.0 | 34 | 0 | 34 | 2.8 |
| Total | 12 | 136.4 | 316-491-12 | 64.4 | 3476 | 26 | 78 | 289.7 |
| Opponents | 12 | 128.4 | 206-355-8 | 58.0 | 2616 | 14 | 73 | 218.0 |

Receiving

| Player | gp | no. | yds | avg | td | lg | avg/g |
|------------------|-----------|------------|-------------|-------------|-----------|-----------|--------------|
| Pofele Ashlock | 12 | 62 | 704 | 11.4 | 6 | 47 | 58.7 |
| Jackson Harris | 11 | 49 | 963 | 19.7 | 12 | 78 | 87.5 |
| Brandon White | 11 | 37 | 382 | 10.3 | 1 | 46 | 34.7 |
| Landon Sims | 12 | 34 | 255 | 7.5 | 2 | 28 | 21.3 |
| Karsyn Pupunu | 12 | 30 | 256 | 8.5 | 0 | 20 | 21.3 |
| Tama Uiliata | 12 | 28 | 231 | 8.3 | 0 | 30 | 19.3 |
| Cam Barfield | 12 | 26 | 244 | 9.4 | 3 | 59 | 20.3 |
| Nick Cenacle | 7 | 20 | 164 | 8.2 | 1 | 26 | 23.4 |
| Devon Tauaeafa | 11 | 11 | 90 | 8.2 | 0 | 34 | 8.2 |
| Blaze Kamoku | 11 | 9 | 88 | 9.8 | 1 | 19 | 8.0 |
| Max Ware | 10 | 3 | 33 | 11.0 | 0 | 23 | 3.3 |
| Nick Delgadillo | 9 | 3 | 32 | 10.7 | 0 | 11 | 3.6 |
| David Cordero | 11 | 2 | 16 | 8.0 | 0 | 10 | 1.5 |
| Koa Eldredge | 10 | 1 | 13 | 13.0 | 0 | 13 | 1.3 |
| Christian Vaughn | 10 | 1 | 5 | 5.0 | 0 | 5 | 0.5 |
| Total | 12 | 316 | 3476 | 11.0 | 26 | 78 | 289.7 |
| Opponents | 12 | 206 | 2616 | 12.7 | 14 | 73 | 218.0 |

Punt Returns

| Player | no. | yds | avg | td | lg |
|------------------|-----------|------------|-------------|----------|-----------|
| Tama Uiliata | 12 | 77 | 6.4 | 0 | 17 |
| Total | 12 | 77 | 6.4 | 0 | 17 |
| Opponents | 14 | 215 | 15.4 | 1 | 91 |

Interceptions

| Player | no. | yds | avg | td | lg |
|--------------------------|-----------|------------|-------------|----------|-----------|
| Kilinahe Mendiola-Jensen | 2 | 22 | 11.0 | 0 | 22 |
| Elijah Palmer | 2 | 57 | 28.5 | 1 | 53 |
| Giovanni Iovino | 1 | 41 | 41.0 | 1 | 41 |
| Matagi Thompson | 1 | 14 | 14.0 | 0 | 14 |
| Jamih Otis | 1 | 0 | 0.0 | 0 | 0 |
| Jaheim Wilson-Jones | 1 | 0 | 0.0 | 0 | 0 |
| Total | 8 | 134 | 16.8 | 2 | 53 |
| Opponents | 12 | 287 | 23.9 | 3 | 66 |

Kick Returns

| Player | no. | yds | avg | td | lg |
|------------------|-----------|------------|-------------|----------|-----------|
| Cam Barfield | 9 | 267 | 29.7 | 1 | 86 |
| David Cordero | 1 | 21 | 21.0 | 0 | 21 |
| Brandon White | 1 | 21 | 21.0 | 0 | 21 |
| Total | 11 | 309 | 28.1 | 1 | 86 |
| Opponents | 34 | 651 | 19.1 | 0 | 48 |

Fumbles Recovered

| Player | no. | yds | avg | td | lg |
|--------------------|----------|-----------|------------|----------|-----------|
| Jamih Otis | 1 | 37 | 37.0 | 1 | 37 |
| Jackie Johnson III | 2 | 0 | 0.0 | 0 | 0 |
| Jalen Smith | 1 | 0 | 0.0 | 0 | 0 |
| Elijah Palmer | 1 | 0 | 0.0 | 0 | 0 |
| Nazaiah Caravallo | 1 | 0 | 0.0 | 0 | 0 |
| Total | 6 | 37 | 6.2 | 1 | 37 |
| Opponents | 6 | 0 | 0.0 | 1 | 0 |

INDIVIDUAL STATISTICS

SHERATON HAWAI'I BOWL vs. CALIFORNIA

Scoring

| Player | td | fg | PAT | | | | dpx | saf | pts |
|------------------|-----------|--------------|--------------|----------|----------|----------|----------|----------|------------|
| | | | kick | rush | rcv | pass | | | |
| Kansei Matsuzawa | - | 25-26 | 37-37 | - | - | - | - | - | 112 |
| Jackson Harris | 12 | - | - | - | - | - | - | - | 72 |
| Cam Barfield | 8 | - | - | - | - | - | - | - | 48 |
| Pofele Ashlock | 6 | - | - | - | - | - | - | - | 36 |
| Landon Sims | 5 | - | - | - | - | - | - | - | 30 |
| Giovanni Iovino | 1 | - | - | - | - | - | - | - | 6 |
| Nick Cenacle | 1 | - | - | - | - | - | - | - | 6 |
| Brandon White | 1 | - | - | - | - | - | - | - | 6 |
| Jamih Otis | 1 | - | - | - | - | - | - | - | 6 |
| Elijah Palmer | 1 | - | - | - | - | - | - | - | 6 |
| Micah Alejado | 1 | - | - | - | - | - | - | - | 6 |
| Blaze Kamoku | 1 | - | - | - | - | - | - | - | 6 |
| De'jon Benton | - | - | - | - | - | - | - | 1 | 2 |
| Total | 38 | 25-26 | 37-37 | 0 | 0 | 0 | 0 | 1 | 342 |
| Opponents | 35 | 14-20 | 30-31 | 0 | 0 | 0 | 0 | 0 | 282 |

Field Goals

| Player | fg | pct. | 01-19 | | | | 20-29 | | 30-39 | | 40-49 | | 50-99 | | lg | blk |
|------------------|--------------|-------------|------------|------------|------------|------------|------------|-----|-------|-----|-------|--|-------|-----------|----------|-----|
| | | | 1-1 | 4-4 | 9-10 | 10-10 | 1-1 | 5-6 | 1-3 | 5-6 | | | | | | |
| Kansei Matsuzawa | 25-26 | 96.2 | 1-1 | 4-4 | 9-10 | 10-10 | 1-1 | | | | | | | 52 | 0 | |
| Opponents | 14-20 | 70.0 | 0-0 | 7-8 | 1-3 | 5-6 | 1-3 | | | | | | | 52 | 1 | |

FG Sequence

| Team Name | Hawaii | Opponents |
|---------------|----------------|---------------|
| Stanford | (40),(37),(38) | (23),34,(46) |
| Arizona | (34),(41) | (35),(52) |
| Sam Houston | (38),(43),(19) | (28),(29) |
| Portland St. | (44),(47),(35) | (25) |
| Fresno St. | (40),(52) | 43,26,54,(27) |
| Air Force | (31),(39),(25) | |
| Utah St. | (31),(46),(36) | (20),(40) |
| Colorado St. | (26) | |
| San Jose St. | (24) | (24) |
| San Diego St. | (22) | (42),(43),50 |
| UNLV | (45) | (44) |
| Wyoming | (47),(47),30 | 30 |

Numbers in (parentheses) indicate field goal was made

Total Offense

| Player | g | plays | rush | pass | total | avg/g |
|------------------|-----------|------------|-------------|-------------|-------------|--------------|
| Micah Alejado | 10 | 460 | 72 | 2832 | 2904 | 290.4 |
| Luke Weaver | 4 | 129 | 73 | 600 | 673 | 168.3 |
| Landon Sims | 12 | 113 | 523 | 0 | 523 | 43.6 |
| Cam Barfield | 12 | 75 | 361 | 0 | 361 | 30.1 |
| Christian Vaughn | 10 | 17 | 89 | 0 | 89 | 8.9 |
| Dermaricus Davis | 6 | 9 | 67 | 10 | 77 | 12.8 |
| David Cordero | 11 | 14 | 51 | 0 | 51 | 4.6 |
| Brandon White | 11 | 4 | 36 | 0 | 36 | 3.3 |
| Tama Uiliata | 12 | 3 | 2 | 34 | 36 | 3.0 |
| Billy Gowers | 12 | 1 | 9 | 0 | 9 | 0.8 |
| Team | 12 | 0 | -35 | 0 | -35 | -2.9 |
| Total | 12 | 841 | 1248 | 3476 | 4724 | 393.7 |
| Opponents | 12 | 746 | 1596 | 2616 | 4212 | 351.0 |

Punting

| Player | no. | yds | avg | lg | tb | fc | i20 | 50+ | blk |
|------------------|-----------|-------------|-------------|-----------|----------|-----------|-----------|-----------|----------|
| Billy Gowers | 47 | 2175 | 46.3 | 67 | 2 | 16 | 24 | 18 | 0 |
| Total | 47 | 2175 | 46.3 | 67 | 2 | 16 | 24 | 18 | 0 |
| Opponents | 50 | 2188 | 43.8 | 66 | 2 | 24 | 11 | 12 | 0 |

Kickoffs

| Player | no. | yds | avg | tb | ob | retn | net | ydIn |
|-------------------|-----------|-------------|-------------|-----------|----------|-----------|-------------|-----------|
| Kansei Matsuzawa | 46 | 2795 | 60.8 | 15 | 4 | | | |
| Sean Olvera-Harle | 25 | 1475 | 59.0 | 8 | 3 | | | |
| Total | 71 | 4270 | 60.1 | 23 | 7 | 34 | 38.3 | 26 |
| Opponents | 62 | 3861 | 62.3 | 27 | 3 | 13 | 38.4 | 26 |

All Purpose

| Player | g | rush | rcv | pr | kr | ir | total | avg/g |
|-------------------------|-----------|-------------|-------------|------------|------------|------------|-------------|--------------|
| Jackson Harris | 11 | 0 | 963 | 0 | 0 | 0 | 963 | 87.5 |
| Cam Barfield | 12 | 361 | 244 | 0 | 267 | 0 | 872 | 72.7 |
| Landon Sims | 12 | 523 | 255 | 0 | 0 | 0 | 778 | 64.8 |
| Pofele Ashlock | 12 | 0 | 704 | 0 | 0 | 0 | 704 | 58.7 |
| Brandon White | 11 | 36 | 382 | 0 | 21 | 0 | 439 | 39.9 |
| Tama Uiliata | 12 | 2 | 231 | 77 | 0 | 0 | 310 | 25.8 |
| Karsyn Pupunu | 12 | 0 | 256 | 0 | 0 | 0 | 256 | 21.3 |
| Nick Cenacle | 7 | 0 | 164 | 0 | 0 | 0 | 164 | 23.4 |
| Christian Vaughn | 10 | 89 | 5 | 0 | 0 | 0 | 94 | 9.4 |
| Devon Tauaefa | 11 | 0 | 90 | 0 | 0 | 0 | 90 | 8.2 |
| David Cordero | 11 | 51 | 16 | 0 | 21 | 0 | 88 | 8.0 |
| Blaze Kamoku | 11 | 0 | 88 | 0 | 0 | 0 | 88 | 8.0 |
| Luke Weaver | 4 | 73 | 0 | 0 | 0 | 0 | 73 | 18.3 |
| Micah Alejado | 10 | 72 | 0 | 0 | 0 | 0 | 72 | 7.2 |
| Dermaricus Davis | 6 | 67 | 0 | 0 | 0 | 0 | 67 | 11.2 |
| Elijah Palmer | 12 | 0 | 0 | 0 | 0 | 57 | 57 | 4.8 |
| Giovanni Iovino | 12 | 0 | 0 | 0 | 0 | 41 | 41 | 3.4 |
| Max Ware | 10 | 0 | 33 | 0 | 0 | 0 | 33 | 3.3 |
| Nick Delgadillo | 9 | 0 | 32 | 0 | 0 | 0 | 32 | 3.6 |
| Kiilaha Mendiola-Jensen | 12 | 0 | 0 | 0 | 0 | 22 | 22 | 1.8 |
| Matagi Thompson | 11 | 0 | 0 | 0 | 0 | 14 | 14 | 1.3 |
| Koa Eldredge | 10 | 0 | 13 | 0 | 0 | 0 | 13 | 1.3 |
| Billy Gowers | 12 | 9 | 0 | 0 | 0 | 0 | 9 | 0.8 |
| Team | 12 | -35 | 0 | 0 | 0 | 0 | -35 | -2.9 |
| Total | 12 | 1248 | 3476 | 77 | 309 | 134 | 5244 | 437.0 |
| Opponents | 12 | 1596 | 2616 | 215 | 651 | 287 | 5365 | 447.1 |

DEFENSIVE STATS SHERATON HAWAI'I BOWL vs. CALIFORNIA

| ## | Player | gp | Tackles | | | | tfl/yds | Sacks | Pass defense | | | Fumbles | | blkd | |
|---------------|--------------------------|-----------|------------|------------|------------|---------------|---------------|--------------|--------------|-----------|-------------|----------|----------|----------|--|
| | | | ua | a | tot | no-yds | | int-yds | brup | qbh | fr-yds | ff | kick | saf | |
| 1 | Peter Manuma | 12 | 37 | 35 | 72 | 2.5-15 | 1-13 | . | 6 | 1 | . | . | . | . | |
| 11 | Jamih Otis | 11 | 27 | 32 | 59 | 3.5-4 | . | 1-0 | . | 4 | 1-37 | 2 | . | . | |
| 3 | Jalen Smith | 12 | 25 | 31 | 56 | 4.5-22 | 1-17 | . | 1 | 1 | 1-0 | . | . | . | |
| 4 | Elijah Palmer | 12 | 26 | 23 | 49 | 5.5-14 | . | 2-57 | 10 | . | 1-0 | . | . | . | |
| 8 | Kilinahe Mendiola-Jensen | 12 | 26 | 15 | 41 | . | . | 2-22 | 5 | . | . | . | . | . | |
| 51 | Lesterlaisene Lagafuaina | 12 | 18 | 16 | 34 | 7-21 | 2.5-11 | . | . | 6 | . | . | 1 | . | |
| 79 | De'jon Benton | 11 | 19 | 12 | 31 | 9.5-46 | 5.5-36 | . | 1 | 12 | . | 1 | . | 1 | |
| 17 | Giovanni Iovino | 12 | 13 | 18 | 31 | 3-3 | 1-1 | 1-41 | . | 1 | . | . | . | . | |
| 14 | Jaheim Wilson-Jones | 12 | 23 | 8 | 31 | 1.5-10 | . | 1-0 | 4 | . | . | . | . | . | |
| 57 | Jackie Johnson III | 12 | 10 | 19 | 29 | 8.5-50 | 7.5-49 | . | . | 4 | 2-0 | . | . | . | |
| 99 | Qwyn Williams | 12 | 11 | 18 | 29 | 3.5-16 | 2.5-16 | . | . | 2 | . | 1 | . | . | |
| 23 | Virdel Edwards II | 11 | 21 | 5 | 26 | 1-5 | . | . | 5 | . | . | . | . | . | |
| 5 | Tariq Jones | 10 | 12 | 10 | 22 | 3-16 | 2-14 | . | 1 | 4 | . | . | . | . | |
| 52 | Luther McCoy | 11 | 11 | 10 | 21 | 2.5-11 | 1.5-10 | . | . | 6 | . | 2 | 1 | . | |
| 21 | Justin Sinclair | 12 | 13 | 7 | 20 | . | . | . | 1 | . | . | 2 | . | . | |
| 12 | Wynden Ho'ohuli | 12 | 10 | 7 | 17 | 2-3 | . | . | 1 | . | . | . | . | . | |
| 24 | Devyn King | 11 | 9 | 8 | 17 | . | . | . | 5 | . | . | . | . | . | |
| 77 | Jamar Sekona | 11 | 8 | 8 | 16 | 3.5-10 | 1.5-7 | . | . | . | . | . | . | . | |
| 25 | Matagi Thompson | 11 | 10 | 5 | 15 | . | . | 1-14 | 2 | . | . | . | . | . | |
| 27 | Makana Meyer | 10 | 9 | 5 | 14 | . | . | . | . | . | . | . | . | . | |
| 98 | Carsen Stocklinski | 12 | 4 | 7 | 11 | 1-2 | 1-2 | . | . | 1 | . | . | . | . | |
| 2 | Kona Moore | 7 | 6 | 3 | 9 | . | . | . | . | . | . | . | . | . | |
| 13 | Elijah Gipson | 12 | 7 | 1 | 8 | . | . | . | . | . | . | . | . | . | |
| 42 | Matteus Ioane | 12 | 4 | 2 | 6 | . | . | . | . | . | . | . | . | . | |
| 43 | Alika Cavaco-Amoy | 8 | 3 | 3 | 6 | . | . | . | . | . | . | . | . | . | |
| 6 | Deliyon Freeman | 6 | 3 | 2 | 5 | . | . | . | . | . | . | . | . | . | |
| 10 | Ka'eo Akana | 10 | 2 | 3 | 5 | . | . | . | . | 2 | . | . | . | . | |
| 30 | Landon Sims | 12 | 5 | . | 5 | . | . | . | . | . | . | . | . | . | |
| 22 | Ezekiel Rodrigues | 4 | 2 | 2 | 4 | . | . | . | . | . | . | . | . | . | |
| 44 | Aiden McComber | 11 | 3 | 1 | 4 | 1-6 | 1-6 | . | . | . | . | . | . | . | |
| 10 | David Cordero | 11 | 2 | 1 | 3 | . | . | . | . | . | . | . | . | . | |
| 0 | Semaj James | 5 | 1 | 2 | 3 | . | . | . | . | . | . | . | . | . | |
| 91 | Josh Sagapolutele | 12 | 1 | 1 | 2 | 1-2 | . | . | . | . | . | . | . | . | |
| 96 | Iosefa Letuli | 7 | 1 | 1 | 2 | . | . | . | . | . | . | . | . | . | |
| 90 | Ha'aeo Dela Cruz | 8 | . | 2 | 2 | . | . | . | . | 1 | . | . | . | . | |
| 80 | Blaze Kamoku | 11 | 2 | . | 2 | . | . | . | . | . | . | . | . | . | |
| 26 | Sitani Mikaele | 12 | 2 | . | 2 | . | . | . | . | . | . | . | . | . | |
| 16 | Zion Allen | 8 | 1 | 1 | 2 | . | . | . | . | . | . | . | . | . | |
| 28 | Vaifanua Peko | 9 | . | 1 | 1 | . | . | . | . | . | . | . | . | . | |
| 26 | Nazaiah Caravallo | 8 | 1 | . | 1 | . | . | . | . | . | 1-0 | . | . | . | |
| 20 | Noah Wily | 6 | 1 | . | 1 | 1-8 | 1-8 | . | . | . | . | . | . | . | |
| 35 | Junior Fiaui | 6 | 1 | . | 1 | . | . | . | . | . | . | . | . | . | |
| 17 | Kansei Matsuzawa | 12 | 1 | . | 1 | . | . | . | . | . | . | . | . | . | |
| 12 | Micah Alejandro | 10 | 1 | . | 1 | . | . | . | . | . | . | . | . | . | |
| 8 | Tama Uiliata | 12 | 1 | . | 1 | . | . | . | . | . | . | . | . | . | |
| 13 | Koa Eldredge | 10 | . | 1 | 1 | . | . | . | . | . | . | . | . | . | |
| 9 | Jackson Harris | 11 | 1 | . | 1 | . | . | . | . | . | . | . | . | . | |
| 55 | Zoram Petelo | 10 | . | 1 | 1 | . | . | . | . | . | . | . | . | . | |
| 19 | Billy Gowers | 12 | 1 | . | 1 | . | . | . | . | . | . | . | . | . | |
| 7 | Max Ware | 10 | . | 1 | 1 | . | . | . | . | . | . | . | . | . | |
| 29 | Kainoa Ontai | 3 | . | 1 | 1 | . | . | . | . | . | . | . | . | . | |
| 92 | Waipehe Winchester | 3 | 1 | . | 1 | . | . | . | . | . | . | . | . | . | |
| 18 | Zaden Mariteragi | 1 | . | 1 | 1 | . | . | . | . | . | . | . | . | . | |
| Totals | | 12 | 396 | 330 | 726 | 65-264 | 29-190 | 8-134 | 42 | 45 | 6-37 | 8 | 2 | 1 | |
| Opponents | | 12 | 423 | 286 | 709 | 59-255 | 31-199 | 12-287 | 37 | 40 | 6-0 | 4 | 0 | 0 | |

GAME-BY-GAME STATS

SHERATON HAWAI'I BOWL vs. CALIFORNIA

| Date | Opponent | Rushing | | | | Receiving | | | | Passing | | | | Kick Returns | | | | Punt Returns | | | | tot off | | |
|------------------|-----------------|------------|-------------|-----------|-----------|------------|-------------|-----------|-----------|------------|------------|-----------|-------------|--------------|-----------|-----------|------------|--------------|-----------|-----------|------------|------------|-----------|-------------|
| | | no. | yds | td | lg | no. | yds | td | lg | cmp | att | int | yds | td | lg | no. | yds | td | lg | no. | yds | | td | lg |
| 08/23/2025 | Stanford | 24 | 96 | 0 | 30 | 27 | 210 | 2 | 25 | 27 | 40 | 0 | 210 | 2 | 25 | 1 | 21 | 0 | 21 | 1 | 13 | 0 | 13 | 306 |
| 08/30/2025 | at Arizona | 29 | 67 | 0 | 13 | 26 | 223 | 0 | 28 | 26 | 47 | 3 | 223 | 0 | 28 | 0 | 0 | 0 | 0 | 0 | 0 | 0 | 0 | 290 |
| 09/06/2025 | Sam Houston | 34 | 123 | 0 | 19 | 27 | 294 | 3 | 47 | 27 | 43 | 1 | 294 | 3 | 47 | 2 | 50 | 0 | 31 | 0 | 0 | 0 | 0 | 417 |
| 09/13/2025 | Portland St. | 29 | 107 | 0 | 13 | 27 | 250 | 2 | 31 | 27 | 45 | 0 | 250 | 2 | 31 | 1 | 13 | 0 | 13 | 0 | 0 | 0 | 0 | 357 |
| 09/20/2025 | Fresno St. | 27 | 89 | 0 | 14 | 28 | 219 | 1 | 38 | 28 | 47 | 3 | 219 | 1 | 38 | 0 | 0 | 0 | 0 | 0 | 0 | 0 | 0 | 308 |
| 09/27/2025 | at Air Force | 31 | 78 | 2 | 27 | 35 | 457 | 3 | 74 | 35 | 47 | 0 | 457 | 3 | 74 | 0 | 0 | 0 | 0 | 1 | 14 | 0 | 14 | 535 |
| 10/11/2025 | Utah St. | 29 | 133 | 2 | 43 | 34 | 413 | 3 | 46 | 34 | 54 | 1 | 413 | 3 | 46 | 0 | 0 | 0 | 0 | 1 | 3 | 0 | 3 | 546 |
| 10/18/2025 | at Colorado St. | 28 | 134 | 1 | 35 | 26 | 301 | 3 | 75 | 26 | 38 | 1 | 301 | 3 | 75 | 0 | 0 | 0 | 0 | 0 | 0 | 0 | 0 | 435 |
| 11/01/2025 | at San Jose St. | 25 | 95 | 2 | 14 | 32 | 401 | 3 | 68 | 32 | 47 | 0 | 401 | 3 | 68 | 4 | 106 | 0 | 30 | 1 | 7 | 0 | 7 | 496 |
| 11/08/2025 | San Diego St. | 35 | 130 | 0 | 26 | 22 | 256 | 3 | 35 | 22 | 34 | 1 | 256 | 3 | 35 | 1 | 86 | 1 | 86 | 3 | 15 | 0 | 10 | 386 |
| 11/21/2025 | at UNLV | 26 | 68 | 0 | 11 | 15 | 163 | 1 | 70 | 15 | 24 | 1 | 163 | 1 | 70 | 2 | 33 | 0 | 18 | 1 | 1 | 0 | 1 | 231 |
| 11/29/2025 | Wyoming | 33 | 128 | 1 | 41 | 17 | 289 | 2 | 78 | 17 | 25 | 1 | 289 | 2 | 78 | 0 | 0 | 0 | 0 | 4 | 24 | 0 | 17 | 417 |
| Hawaii | | 350 | 1248 | 8 | 43 | 316 | 3476 | 26 | 78 | 316 | 491 | 12 | 3476 | 26 | 78 | 11 | 309 | 1 | 86 | 12 | 77 | 0 | 17 | 4724 |
| Opponents | | 391 | 1596 | 16 | 64 | 206 | 2616 | 14 | 73 | 206 | 355 | 8 | 2616 | 14 | 73 | 34 | 651 | 0 | 48 | 14 | 215 | 1 | 91 | 4212 |

Hawaii Averages

| Games | Avg/ rush | Avg/ catch | Pass effc | KR avg | PR avg | All purpose avg/game | Total offense avg/game |
|-------|-----------|------------|-----------|--------|--------|----------------------|------------------------|
| 12 | 3.6 | 11.0 | 136.4 | 28.1 | 6.4 | 437.0 | 393.7 |

| Date | Opponent | Tackles | | | Sacks | Fumble | Pass Defense | | | blkd | PAT attempts | | | off | | | | | | | | | |
|------------------|-----------------|------------|------------|------------|-------------|------------|--------------|------------|----------|----------|--------------|-----------|------------|-----------|-----------|----------|-----------|-----------|----------|----------|----------|-----------|------------|
| | | ua | a | total | | | tfl | yds | no | | yds | ff | fr | yds | int | yds | qbh | brup | kick | kick | rush | rcv | saf |
| 08/23/2025 | Stanford | 45 | 16 | 61 | 2.0 | 15 | 1 | 13 | 0 | 0 | 0 | 1 | 2 | 2 | 0 | 0 | 0 | 3 | 23 | | | | |
| 08/30/2025 | at Arizona | 31 | 24 | 55 | 5.0 | 28 | 2 | 20 | 1 | 0 | 0 | 0 | 0 | 0 | 0 | 0 | 0 | 0 | 6 | | | | |
| 09/06/2025 | Sam Houston | 29 | 26 | 55 | 7.0 | 30 | 4 | 25 | 0 | 0 | 0 | 1 | 41 | 2 | 4 | 0 | 4 | 4 | 7 | 37 | | | |
| 09/13/2025 | Portland St. | 33 | 22 | 55 | 6.0 | 13 | 3 | 9 | 0 | 0 | 0 | 1 | 4 | 3 | 6 | 0 | 2 | 2 | 7 | 23 | | | |
| 09/20/2025 | Fresno St. | 39 | 22 | 61 | 8.0 | 27 | 1 | 7 | 1 | 1 | 37 | 0 | 0 | 3 | 1 | 0 | 1 | 1 | 7 | 21 | | | |
| 09/27/2025 | at Air Force | 23 | 28 | 51 | 5.0 | 17 | 2 | 13 | 0 | 0 | 0 | 1 | 14 | 3 | 0 | 0 | 5 | 5 | 7 | 44 | | | |
| 10/11/2025 | Utah St. | 40 | 20 | 60 | 4.0 | 15 | 3 | 14 | 2 | 1 | 0 | 1 | 0 | 6 | 4 | 1 | 5 | 5 | 7 | 44 | | | |
| 10/18/2025 | at Colorado St. | 28 | 40 | 68 | 8.0 | 37 | 6 | 35 | 2 | 1 | 0 | 0 | 0 | 4 | 7 | 0 | 4 | 4 | 0 | 31 | | | |
| 11/01/2025 | at San Jose St. | 31 | 16 | 47 | 0 | 0 | 0 | 0 | 1 | 0 | 0 | 0 | 0 | 2 | 5 | 0 | 5 | 5 | 0 | 38 | | | |
| 11/08/2025 | San Diego St. | 35 | 22 | 57 | 6.0 | 17 | 3 | 14 | 0 | 2 | 0 | 2 | 75 | 12 | 1 | 0 | 5 | 5 | 7 | 38 | | | |
| 11/21/2025 | at UNLV | 25 | 62 | 87 | 4.0 | 19 | 1 | 7 | 1 | 1 | 0 | 0 | 0 | 2 | 1 | 0 | 1 | 1 | 0 | 10 | | | |
| 11/29/2025 | Wyoming | 37 | 32 | 69 | 10.0 | 46 | 3 | 33 | 0 | 0 | 0 | 1 | 0 | 1 | 7 | 0 | 3 | 3 | 0 | 27 | | | |
| Hawaii | | 396 | 330 | 726 | 65.0 | 264 | 29 | 190 | 8 | 6 | 37 | 8 | 134 | 45 | 42 | 2 | 37 | 37 | 0 | 0 | 1 | 45 | 342 |
| Opponents | | 423 | 286 | 709 | 59.0 | 255 | 31 | 199 | 4 | 6 | 0 | 12 | 287 | 40 | 37 | 0 | 30 | 31 | 0 | 0 | 0 | 60 | 282 |

| Date | Opponent | Punting | | | | | | | Field Goals | | | Kickoffs | | | | | | | |
|------------------|-----------------|-----------|-------------|-------------|-----------|----------|----------|-----------|-------------|-----------|-----------|-----------|-----------|----------|-----------|-------------|-------------|-----------|----------|
| | | no. | yds | avg | long | blkd | tb | fc | 50+ | i20 | md | att | long | blkd | no. | yds | avg | tb | ob |
| 08/23/2025 | Stanford | 4 | 221 | 55.3 | 67 | 0 | 1 | 0 | 3 | 3 | 3 | 3 | 40 | 0 | 5 | 301 | 60.2 | 1 | 0 |
| 08/30/2025 | at Arizona | 4 | 198 | 49.5 | 59 | 0 | 0 | 2 | 2 | 0 | 2 | 2 | 41 | 0 | 2 | 129 | 64.5 | 1 | 1 |
| 09/06/2025 | Sam Houston | 3 | 120 | 40.0 | 56 | 0 | 0 | 0 | 1 | 2 | 3 | 3 | 43 | 0 | 7 | 366 | 52.3 | 2 | 2 |
| 09/13/2025 | Portland St. | 6 | 259 | 43.2 | 56 | 0 | 0 | 0 | 3 | 3 | 3 | 3 | 47 | 0 | 6 | 367 | 61.2 | 2 | 1 |
| 09/20/2025 | Fresno St. | 4 | 155 | 38.8 | 50 | 0 | 0 | 1 | 1 | 2 | 2 | 2 | 52 | 0 | 4 | 255 | 63.8 | 2 | 0 |
| 09/27/2025 | at Air Force | 1 | 49 | 49.0 | 49 | 0 | 1 | 0 | 0 | 0 | 3 | 3 | 39 | 0 | 9 | 548 | 60.9 | 4 | 0 |
| 10/11/2025 | Utah St. | 4 | 178 | 44.5 | 51 | 0 | 0 | 3 | 1 | 3 | 3 | 3 | 46 | 0 | 8 | 466 | 58.3 | 0 | 0 |
| 10/18/2025 | at Colorado St. | 4 | 210 | 52.5 | 67 | 0 | 0 | 0 | 2 | 0 | 1 | 1 | 26 | 0 | 6 | 377 | 62.8 | 4 | 1 |
| 11/01/2025 | at San Jose St. | 4 | 179 | 44.8 | 54 | 0 | 0 | 3 | 1 | 2 | 1 | 1 | 24 | 0 | 7 | 388 | 55.4 | 2 | 1 |
| 11/08/2025 | San Diego St. | 5 | 207 | 41.4 | 59 | 0 | 0 | 2 | 1 | 3 | 1 | 1 | 22 | 0 | 7 | 441 | 63.0 | 1 | 0 |
| 11/21/2025 | at UNLV | 4 | 178 | 44.5 | 48 | 0 | 0 | 4 | 0 | 4 | 1 | 1 | 45 | 0 | 4 | 260 | 65.0 | 2 | 1 |
| 11/29/2025 | Wyoming | 4 | 221 | 55.3 | 63 | 0 | 0 | 1 | 3 | 2 | 2 | 3 | 47 | 0 | 6 | 372 | 62.0 | 2 | 0 |
| Hawaii | | 47 | 2175 | 46.3 | 67 | 0 | 2 | 16 | 18 | 24 | 25 | 26 | 52 | 0 | 71 | 4270 | 60.1 | 23 | 7 |
| Opponents | | 50 | 2188 | 43.8 | 66 | 0 | 2 | 24 | 12 | 11 | 14 | 20 | 52 | 1 | 62 | 3861 | 62.3 | 27 | 3 |

OPPONENT GAME-BY-GAME STATS SHERATON HAWAI'I BOWL vs. CALIFORNIA

| Date | Opponent | Rushing | | | | Receiving | | | | Passing | | | | Kick Returns | | | | Punt Returns | | | | tot | | |
|------------------|-----------------|------------|-------------|-----------|-----------|------------|-------------|-----------|-----------|------------|------------|-----------|-------------|--------------|-----------|-----------|------------|--------------|-----------|-----------|------------|----------|-----------|-------------|
| | | no. | yds | td | lg | no. | yds | td | lg | cmp | att | int | yds | td | lg | no. | yds | td | lg | no. | yds | | td | lg |
| 08/23/2025 | Stanford | 43 | 177 | 1 | 17 | 15 | 109 | 0 | 36 | 15 | 30 | 1 | 109 | 0 | 36 | 3 | 47 | 0 | 19 | 1 | 4 | 0 | 4 | 286 |
| 08/30/2025 | at Arizona | 33 | 183 | 4 | 54 | 13 | 161 | 1 | 42 | 13 | 23 | 0 | 161 | 1 | 42 | 0 | 0 | 0 | 0 | 2 | 53 | 0 | 41 | 344 |
| 09/06/2025 | Sam Houston | 32 | 79 | 0 | 10 | 18 | 159 | 1 | 22 | 18 | 28 | 1 | 159 | 1 | 22 | 3 | 44 | 0 | 19 | 1 | 8 | 0 | 8 | 238 |
| 09/13/2025 | Portland St. | 23 | 41 | 0 | 15 | 23 | 189 | 0 | 26 | 23 | 35 | 1 | 189 | 0 | 26 | 3 | 53 | 0 | 28 | 3 | 18 | 0 | 13 | 230 |
| 09/20/2025 | Fresno St. | 32 | 71 | 1 | 28 | 22 | 230 | 1 | 64 | 22 | 29 | 0 | 230 | 1 | 64 | 2 | 57 | 0 | 38 | 1 | 7 | 0 | 7 | 301 |
| 09/27/2025 | at Air Force | 34 | 216 | 2 | 64 | 10 | 278 | 3 | 73 | 10 | 13 | 1 | 278 | 3 | 73 | 2 | 36 | 0 | 21 | 0 | 0 | 0 | 0 | 494 |
| 10/11/2025 | Utah St. | 29 | 166 | 1 | 35 | 19 | 269 | 2 | 53 | 19 | 37 | 1 | 269 | 2 | 53 | 6 | 93 | 0 | 22 | 0 | 0 | 0 | 0 | 435 |
| 10/18/2025 | at Colorado St. | 34 | 85 | 1 | 12 | 15 | 176 | 1 | 37 | 15 | 29 | 0 | 176 | 1 | 37 | 1 | 19 | 0 | 19 | 3 | 116 | 1 | 91 | 261 |
| 11/01/2025 | at San Jose St. | 28 | 172 | 4 | 30 | 20 | 458 | 2 | 62 | 20 | 40 | 0 | 458 | 2 | 62 | 3 | 49 | 0 | 20 | 0 | 0 | 0 | 0 | 630 |
| 11/08/2025 | San Diego St. | 34 | 135 | 0 | 41 | 10 | 132 | 0 | 45 | 10 | 28 | 2 | 132 | 0 | 45 | 6 | 158 | 0 | 48 | 0 | 0 | 0 | 0 | 267 |
| 11/21/2025 | at UNLV | 41 | 217 | 2 | 27 | 21 | 253 | 3 | 72 | 21 | 26 | 0 | 253 | 3 | 72 | 1 | 22 | 0 | 22 | 0 | 0 | 0 | 0 | 470 |
| 11/29/2025 | Wyoming | 28 | 54 | 0 | 23 | 20 | 202 | 0 | 23 | 20 | 37 | 1 | 202 | 0 | 23 | 4 | 73 | 0 | 19 | 3 | 9 | 0 | 7 | 256 |
| Opponents | | 391 | 1596 | 16 | 64 | 206 | 2616 | 14 | 73 | 206 | 355 | 8 | 2616 | 14 | 73 | 34 | 651 | 0 | 48 | 14 | 215 | 1 | 91 | 4212 |
| Hawaii | | 350 | 1248 | 8 | 43 | 316 | 3476 | 26 | 78 | 316 | 491 | 12 | 3476 | 26 | 78 | 11 | 309 | 1 | 86 | 12 | 77 | 0 | 17 | 4724 |

Opponents Averages

| Games | Avg/ rush | Avg/ catch | Pass effic | KR avg | PR avg | All purpose avg/game | Total offense avg/game |
|-------|-----------|------------|------------|--------|--------|----------------------|------------------------|
| 12 | 4.1 | 12.7 | 128.4 | 19.1 | 15.4 | 447.1 | 351.0 |

| Date | Opponent | Tackles | | | Sacks | Fumble | Pass Defense | | | blkd | PAT attempts | | | off | | | | | |
|------------------|-----------------|------------|------------|------------|-----------------|---------------|--------------|-------------|---------------|-----------|--------------|----------|--------------|----------|----------|----------|-----------|------------|-----|
| | | ua | a total | tfl-yds | | | no-yds | ff | fr | | yds | qbh | brup | kick | kick | rush | rcv | saf | t/o |
| 08/23/2025 | Stanford | 43 | 6 | 49 | 5.0-23 | 4-21 | 1 | 1-0 | 0-0 | 2 | 1 | 0 | 2-2 | 0 | 0 | 0 | 0 | 0 | 20 |
| 08/30/2025 | at Arizona | 30 | 42 | 72 | 10.0-35 | 5-22 | 1 | 2-0 | 3-35 | 8 | 5 | 0 | 4-4 | 0 | 0 | 0 | 16 | 40 | |
| 09/06/2025 | Sam Houston | 40 | 28 | 68 | 3.0-18 | 3-18 | 1 | 1-0 | 1-66 | 2 | 6 | 0 | 2-2 | 0 | 0 | 0 | 10 | 20 | |
| 09/13/2025 | Portland St. | 36 | 12 | 48 | 3.0-17 | 2-16 | 0 | 0-0 | 0-0 | 0 | 8 | 0 | 0-0 | 0 | 0 | 0 | 0 | 3 | |
| 09/20/2025 | Fresno St. | 38 | 14 | 52 | 4.0-16 | 4-16 | 0 | 1-0 | 3-101 | 3 | 3 | 0 | 2-2 | 0 | 0 | 0 | 10 | 23 | |
| 09/27/2025 | at Air Force | 38 | 24 | 62 | 7.0-26 | 1-10 | 0 | 0-0 | 0-0 | 4 | 3 | 0 | 5-5 | 0 | 0 | 0 | 0 | 35 | |
| 10/11/2025 | Utah St. | 41 | 10 | 51 | 7.0-40 | 5-36 | 0 | 0-0 | 1-22 | 4 | 2 | 0 | 2-3 | 0 | 0 | 0 | 0 | 26 | |
| 10/18/2025 | at Colorado St. | 30 | 36 | 66 | 1.0-1 | 0-0 | 0 | 0-0 | 1-0 | 5 | 3 | 0 | 1-1 | 0 | 0 | 0 | 0 | 19 | |
| 11/01/2025 | at San Jose St. | 46 | 12 | 58 | 5.0-15 | 1-9 | 1 | 1-0 | 0-0 | 5 | 2 | 0 | 6-6 | 0 | 0 | 0 | 7 | 45 | |
| 11/08/2025 | San Diego St. | 27 | 44 | 71 | 4.0-25 | 2-23 | 0 | 0-0 | 1-13 | 1 | 2 | 0 | 0-0 | 0 | 0 | 0 | 3 | 6 | |
| 11/21/2025 | at UNLV | 24 | 36 | 60 | 4.0-22 | 3-21 | 0 | 0-0 | 1-0 | 5 | 2 | 0 | 5-5 | 0 | 0 | 0 | 7 | 38 | |
| 11/29/2025 | Wyoming | 30 | 22 | 52 | 6.0-17 | 1-7 | 0 | 0-0 | 1-50 | 1 | 0 | 0 | 1-1 | 0 | 0 | 0 | 7 | 7 | |
| Opponents | | 423 | 286 | 709 | 59.0-255 | 31-199 | 4 | 6-0 | 12-287 | 40 | 37 | 0 | 30-31 | 0 | 0 | 0 | 60 | 282 | |
| Hawaii | | 396 | 330 | 726 | 65.0-264 | 29-190 | 8 | 6-37 | 8-134 | 45 | 42 | 2 | 37-37 | 0 | 0 | 1 | 45 | 342 | |

| Date | Opponent | Punting | | | | | | | | | | Field Goals | | | Kickoffs | | | |
|------------------|-----------------|-----------|-------------|-------------|-----------|----------|----------|-----------|-----------|-----------|--------------|-------------|----------|-----------|-------------|-------------|-----------|----------|
| | | no. | yds | avg | long | blkd | tb | fc | 50+ | i20 | md-att | long | blkd | no. | yds | avg | tb | ob |
| 08/23/2025 | Stanford | 4 | 172 | 43.0 | 57 | 0 | 0 | 1 | 1 | 0 | 2-3 | 46 | 1 | 5 | 319 | 63.8 | 3 | 0 |
| 08/30/2025 | at Arizona | 4 | 165 | 41.3 | 49 | 0 | 0 | 3 | 0 | 2 | 2-2 | 52 | 0 | 8 | 520 | 65.0 | 8 | 0 |
| 09/06/2025 | Sam Houston | 5 | 225 | 45.0 | 54 | 0 | 0 | 4 | 1 | 1 | 2-2 | 29 | 0 | 5 | 325 | 65.0 | 3 | 0 |
| 09/13/2025 | Portland St. | 5 | 183 | 36.6 | 42 | 0 | 0 | 3 | 0 | 1 | 1-1 | 25 | 0 | 2 | 130 | 65.0 | 0 | 0 |
| 09/20/2025 | Fresno St. | 3 | 123 | 41.0 | 46 | 0 | 0 | 3 | 0 | 1 | 1-4 | 27 | 0 | 6 | 378 | 63.0 | 2 | 0 |
| 09/27/2025 | at Air Force | 1 | 55 | 55.0 | 55 | 0 | 0 | 0 | 1 | 0 | 0-0 | 0 | 0 | 6 | 305 | 50.8 | 3 | 1 |
| 10/11/2025 | Utah St. | 6 | 233 | 38.8 | 43 | 0 | 0 | 4 | 0 | 2 | 2-2 | 40 | 0 | 6 | 374 | 62.3 | 2 | 0 |
| 10/18/2025 | at Colorado St. | 6 | 256 | 42.7 | 55 | 0 | 1 | 2 | 2 | 1 | 0-0 | 0 | 0 | 4 | 252 | 63.0 | 1 | 1 |
| 11/01/2025 | at San Jose St. | 2 | 92 | 46.0 | 52 | 0 | 0 | 1 | 1 | 1 | 1-1 | 24 | 0 | 8 | 503 | 62.9 | 1 | 0 |
| 11/08/2025 | San Diego St. | 6 | 330 | 55.0 | 63 | 0 | 0 | 3 | 5 | 0 | 2-3 | 43 | 0 | 3 | 181 | 60.3 | 2 | 0 |
| 11/21/2025 | at UNLV | 1 | 42 | 42.0 | 42 | 0 | 0 | 0 | 0 | 0 | 1-1 | 44 | 0 | 7 | 455 | 65.0 | 2 | 1 |
| 11/29/2025 | Wyoming | 7 | 312 | 44.6 | 66 | 0 | 1 | 0 | 1 | 2 | 0-1 | 0 | 0 | 2 | 119 | 59.5 | 0 | 0 |
| Opponents | | 50 | 2188 | 43.8 | 66 | 0 | 2 | 24 | 12 | 11 | 14-20 | 52 | 1 | 62 | 3861 | 62.3 | 27 | 3 |
| Hawaii | | 47 | 2175 | 46.3 | 67 | 0 | 2 | 16 | 18 | 24 | 25-26 | 52 | 0 | 71 | 4270 | 60.1 | 23 | 7 |

INDIVIDUAL GAME HIGHS

| | | |
|---------------------|------|--|
| RUSHES | 15 | Cam Barfield vs Wyoming (Nov. 29) |
| YARDS RUSHING | 82 | Landon Sims vs Utah State (Oct. 11) |
| TD RUSHES | 1 | 8x, last by C. Barfield vs Wyoming (Nov. 29) |
| LONG RUSH | 43 | Landon Sims vs Utah State (Oct. 11) |
| PASS ATTEMPTS | 54 | Micah Alejado vs Utah State (Oct. 11) |
| PASS COMPLETIONS | 35 | Micah Alejado at Air Force (Sept. 27) |
| YARDS PASSING | 457 | Micah Alejado at Air Force (Sept. 27) |
| TD PASSES | 3 | 6x, last by M. Alejado at SDSU (Nov. 8) |
| LONG PASS | 78 | Micah Alejado vs Wyoming (Nov. 29) |
| RECEPTIONS | 9 | Pofele Ashlock vs Stanford (Aug. 23) |
| YARDS RECEIVING | 153 | Jackson Harris vs. Wyoming (Nov. 29) |
| TD RECEPTIONS | 3 | Jackson Harris vs. San Diego St (Nov. 8) |
| | 3 | Pofele Ashlock vs Utah State (Oct. 11) |
| LONG RECEPTION | 78 | Jackson Harris vs. Wyoming (Nov. 29) |
| FIELD GOALS | 3 | 5x, last by K. Matsuzawa vs. Utah St (Oct. 11) |
| LONG FIELD GOAL | 52 | Kansei Matsuzawa vs Fresno State (Sept. 20) |
| PUNTS | 6 | Billy Gowers vs Portland State (Sept. 13) |
| PUNTING AVG | 55.3 | Billy Gowers vs Wyoming (Nov. 29) |
| | 55.3 | Billy Gowers vs Stanford (Aug. 23) |
| LONG PUNT | 67 | Billy Gowers at Colorado State (Oct. 18) |
| | 67 | Billy Gowers vs Stanford (Aug. 23) |
| PUNTS INSIDE 20 | 4 | Bill Gowers at UNLV (Nov. 21) |
| LONG PUNT RETURN | 17 | Tama Uiliata vs Wyoming (Nov 29) |
| LONG KICKOFF RETURN | 86 | Cam Barfield vs San Diego State (Nov. 8) |
| TACKLES | 12 | Jamih Otis at Colorado State (Oct. 18) |
| SACKS | 2 | Tariq Jones at Colorado State (Oct. 18) |
| | 2 | Jackie Johnson III vs Sam Houston (Sept 6) |
| TACKLES FOR LOSS | 2.5 | Lester Lagafuaina vs. Sam Houston (Sept 6) |
| INTERCEPTIONS | 1 | 7x, last by Elijah Palmer vs SDSU (Nov. 8) |

TEAM GAME HIGHS

| | | |
|------------------|------|---------------------------------------|
| RUSHES | 35 | San Diego State (Nov. 8) |
| YARDS RUSHING | 134 | Colorado State (Oct. 18) |
| YARDS PER RUSH | 4.8 | Colorado State (Oct. 18) |
| TD RUSHES | 2 | at San Josè State (Nov. 1) |
| | 2 | Utah State (Oct. 11) |
| | 2 | at Air Force (Sept. 27) |
| PASS ATTEMPTS | 54 | Utah State (Oct. 11) |
| PASS COMPLETIONS | 35 | at Air Force (Sept. 27) |
| YARDS PASSING | 457 | at Air Force (Sept. 27) |
| YARDS PER PASS | 11.6 | Wyoming (Nov. 29) |
| TD PASSES | 3 | 6x, last vs. San Diego State (Nov. 8) |
| TOTAL PLAYS | 83 | Utah State (Oct. 11) |
| TOTAL OFFENSE | 546 | Utah State (Oct. 11) |
| YARDS PER PLAY | 7.2 | Wyoming (Nov. 29) |
| POINTS | 44 | Utah State (Oct. 11) |
| | 44 | at Air Force (Sept. 27) |
| SACKS BY | 6 | Colorado State (Oct. 18) |
| FIRST DOWNS | 26 | Utah State (Oct. 11) |
| | 26 | at Air Force (Sept. 27) |
| PENALTIES | 13 | Portland State (Sept. 13) |
| PENALTY YARDS | 138 | Portland State (Sept. 13) |
| TURNOVERS | 5 | at Arizona (Aug. 30) |
| PUNTS | 6 | Portland State (Sept. 13) |
| PUNTING AVG | 55.3 | Wyomoiing (Nov. 29) |
| | 55.3 | Stanford (Aug. 23) |
| LONG PUNT | 67 | Colorado State (Oct. 18) |
| | 67 | Stanford (Aug. 23) |
| PUNTS INSIDE 20 | 4 | at UNLV (Nov. 21) |
| LONG PUNT RETURN | 17 | Wyoming (Nov. 29) |

OPPONENT INDIVIDUAL GAME HIGHS

| | | |
|---------------------|------|---|
| RUSHES | 26 | Micah Ford vs Stanford (Aug. 23) |
| YARDS RUSHING | 139 | Liam Szarka at Air Force (Sept. 27) |
| TD RUSHES | 3 | Steve Chavez-Soto at San Josè St. (Nov. 1) |
| LONG RUSH | 64 | Liam Szarka at Air Force (Sept. 27) |
| PASS ATTEMPTS | 40 | Walker Eget at San Josè St. (Nov. 1) |
| PASS COMPLETIONS | 23 | J. Sagapolutele vs Portland St. (Sept 13) |
| YARDS PASSING | 278 | Liam Szarka at Air Force (Sept. 27) |
| TD PASSES | 3 | Anthony Colandrea at UNLV (Nov. 21) |
| | 3 | Laim Szarka at Air Force (Sept. 27) |
| LONG PASS | 73 | Liam Szarka at Air Force (Sept. 27) |
| RECEPTIONS | 9 | Z. Dodson-Greene vs Portland St. (Sept 13) |
| YARDS RECEIVING | 215 | Danny Scudero at San Josè St. (Nov. 1) |
| TD RECEPTIONS | 2 | Danny Scudero at San Josè St. (Nov. 1) |
| LONG RECEPTION | 68 | Kamron Beachem vs. Fresno St (Sept. 20) |
| FIELD GOALS | 2 | 5x, last by G. Plascencia vs SDSU (Nov 8) |
| LONG FIELD GOAL | 52 | Michael Salgado-Medina at Arizona (Aug. 30) |
| PUNTS | 7 | Bart Edmiston, Jr vs Wyoming (Nov. 29) |
| PUNTING AVG | 57.0 | Tashi Dorje vs San Diego State (Nov. 8) |
| LONG PUNT | 66 | Bart Edmiston, Jr vs Wyoming (Nov. 29) |
| PUNTS INSIDE 20 | 2 | Bart Edmiston, Jr vs Wyoming (Nov. 29) |
| | 2 | Landon Rehkow vs. Utah State (Oct. 11) |
| LONG PUNT RETURN | 91 | Javion Kinnard at Colorado St. (Oct. 18) |
| LONG KICKOFF RETURN | 48 | Jordan Napier vs San Diego State (Nov. 8) |
| TACKLES | 13 | Owen Chambliss vs SDSU (Nov. 8) |
| | 13 | Matt Rose vs Stanford (Aug. 23) |
| SACKS | 2 | Owen Chambliss vs. SDSU (Nov. 8) |
| | 2 | Chris Joe vs. Utah State (Oct. 11) |
| | 2 | Clay Patterson vs Stanford (Aug. 23) |
| TACKLES FOR LOSS | 3 | Owen Chambliss vs. SDSU (Nov. 8) |
| | 3 | Isaac Hubert at Air Force (Sept. 27) |
| INTERCEPTIONS | 1 | 12x, last by J. Thomas vs Wyoming (Nov. 29) |

OPPONENT TEAM GAME HIGHS

| | | |
|------------------|------|----------------------------|
| RUSHES | 43 | Stanford (Aug. 23) |
| YARDS RUSHING | 217 | at UNLV (Nov. 21) |
| YARDS PER RUSH | 5.5 | at Arizona (Aug. 30) |
| TD RUSHES | 4 | at San Josè State (Nov. 1) |
| | 4 | at Arizona (Aug. 30) |
| PASS ATTEMPTS | 40 | at San Josè State (Nov. 1) |
| PASS COMPLETIONS | 23 | Portland State (Sept. 13) |
| YARDS PASSING | 458 | at San Josè State (Nov. 1) |
| YARDS PER PASS | 21.4 | at Air Force (Sept. 27) |
| TD PASSES | 3 | at UNLV (Nov. 21) |
| | 3 | at Air Force (Sept. 27) |
| TOTAL PLAYS | 73 | Stanford (Aug. 23) |
| TOTAL OFFENSE | 630 | at San Josè State (Nov. 1) |
| YARDS PER PLAY | 10.5 | at Air Force (Sept. 27) |
| POINTS | 40 | at Arizona (Aug. 30) |
| SACKS BY | 5 | Utah State (Oct. 11) |
| | 5 | at Arizona (Aug. 30) |
| FIRST DOWNS | 29 | at UNLV (Nov. 21) |
| PENALTIES | 11 | Utah State (Oct. 11) |
| PENALTY YARDS | 95 | Sam Houston (Sept. 6) |
| TURNOVERS | 4 | San Diego State (Nov. 8) |
| PUNTS | 7 | Wyoming (Nov. 29) |
| PUNTING AVG | 55.0 | San Diego State (Nov. 8) |
| | 55.0 | at Air Force (Sept. 27) |
| LONG PUNT | 66 | Wyoming (Nov. 29) |
| PUNTS INSIDE 20 | 2 | Wyoming (Nov. 29) |
| | 2 | Utah State (Oct. 11) |
| | 2 | at Arizona (Aug. 30) |
| LONG PUNT RETURN | 91 | Colorado State (Oct. 18) |

12 MICAH ALEJADO | QB
rFr. | 5-10 | 180
Las Vegas, Nev. | Bishop Gorman HS

NOTABLES

- ▶ Mountain West Freshman of the Year
- ▶ Leads the MW in passing yards/gm (283.2) and completions/gm (25.3)
- ▶ Set program freshman record with 21 TD passes
- ▶ Averaging 320.9 passing yards/gm with 18 TDs over his last seven games

CAREER HIGHS

PASSING

Completions..... 37 vs. New Mexico, 11/30/24
Attempts..... 57 vs. New Mexico, 11/30/24
Yards 469 vs. New Mexico, 11/30/24
Long 78 vs. Wyoming, 11/29/25
TD Passes 5 vs. New Mexico, 11/30/24
INTs 3 vs. Fresno State, 9/20/25

RUSHING

Attempts..... 12 vs. Fresno State, 9/20/25
Yards 54 vs. New Mexico, 11/30/24
Long 30 vs. Stanford, 8/23/25
TDs 1 vs. Utah State, 10/11/25

CAREER STATS

PASSING

| Year | G | C-A | Pct. | Yds | TD | Int | Lg | YPC | YPG |
|--------------|-----------|----------------|-------------|--------------|-----------|----------|-----------|-------------|--------------|
| 2024 | 4 | 49-70 | .700 | 585 | 6 | 0 | 52 | 11.9 | 146.3 |
| 2025 | 10 | 253-384 | .659 | 2,832 | 21 | 9 | 78 | 11.2 | 283.2 |
| Total | 14 | 302-454 | .665 | 3,417 | 27 | 9 | 78 | 11.3 | 244.1 |

RUSHING

| Year | G | Att | Yds | TD | Lg | YPC | YPG |
|--------------|-----------|-----------|------------|----------|-----------|------------|------------|
| 2024 | 4 | 20 | 67 | 0 | 19 | 3.4 | 16.8 |
| 2025 | 10 | 76 | 72 | 1 | 30 | 0.9 | 7.2 |
| Total | 14 | 96 | 139 | 1 | 30 | 1.4 | 9.9 |

5 POFELE ASHLOCK | WR
Jr. | 6-2 | 185
Euleus, Texas | Trinity HS

NOTABLES

- ▶ Second-team All-Mountain West selection
- ▶ Leads the team in receptions, second in yards
- ▶ Became the 18th player in UH history to surpass the career 2,000-yard mark in receiving earlier this year
- ▶ Eighth in school history with 206 career receptions
- ▶ 10th in program history with 21 career receiving TDs

CAREER HIGHS

RECEIVING

Receptions..... 12 vs. Air Force, 11/11/23
Yards 127 at Vanderbilt, 8/26/23
Long 53 vs. UAlbany, 9/9/23
TD 3 vs. Utah State, 10/11/25

CAREER STATS

RECEIVING

| Year | G | Rec | Yds | TD | Lg | RPG | YPC | YPG |
|--------------|-----------|------------|--------------|-----------|-----------|------------|-------------|-------------|
| 2022 | 11 | 83 | 832 | 9 | 53 | 6.4 | 10.0 | 64.0 |
| 2023 | 13 | 61 | 629 | 6 | 30 | 5.5 | 10.3 | 57.2 |
| 2024 | 12 | 62 | 704 | 6 | 47 | 5.2 | 11.4 | 58.7 |
| Total | 36 | 206 | 2,165 | 21 | 53 | 5.7 | 10.5 | 60.1 |

0 CAM BARFIELD | RB
Jr. | 5-7 | 185
Las Vegas, Nev. | Bishop Gorman HS

NOTABLES

- ▶ Second-team All-Mountain West as a kick returner
- ▶ Second in the MW averaging 29.7 yards per kick return
- ▶ Returned a kickoff 86 yards for a TD vs. San Diego State
- ▶ In conference play, leads all MW returners with a 34.00 average on six returns.

CAREER HIGHS

RUSHING

Attempts..... 15 vs. Wyoming, 11/29/25
Yards 77 vs. Wyoming, 11/29/25
Long 41 vs. Wyoming, 11/29/25
TDs 1, 4x, last vs. Wyoming, 11/29/25

RECEIVING

Receptions..... 4 vs. Portland State, 9/13/25
Yards 64 at Air Force, 9/27/25
Long 59 at Air Force, 9/27/25
TD 2 vs. Portland State, 9/13/25

CAREER STATS

RUSHING

| Year | G | Att | Yds | TD | Lg | YPC | YPG |
|--------------|-----------|------------|------------|----------|-----------|------------|-------------|
| 2022* | 7 | 25 | 53 | 0 | 9 | 2.1 | 7.6 |
| 2023* | 3 | 11 | 14 | 0 | 10 | 1.3 | 4.7 |
| 2024 | 10 | 33 | 158 | 0 | 21 | 4.8 | 15.8 |
| 2025 | 12 | 75 | 361 | 4 | 41 | 4.8 | 30.1 |
| Total | 32 | 144 | 586 | 4 | 41 | 4.1 | 18.3 |

RECEIVING

| Year | G | Rec | Yds | TD | Lg | RPG | YPC | YPG |
|--------------|-----------|-----------|------------|----------|-----------|------------|------------|------------|
| 2022* | 7 | 3 | -1 | 0 | 3 | 0.4 | -0.3 | -0.1 |
| 2023* | 3 | 1 | -1 | 0 | 0 | 0.3 | -1.0 | -0.3 |
| 2024 | 10 | 7 | 55 | 0 | 18 | 0.7 | 7.9 | 5.5 |
| 2025 | 12 | 26 | 244 | 3 | 59 | 2.2 | 9.4 | 20.3 |
| Total | 32 | 37 | 297 | 3 | 59 | 1.2 | 8.0 | 9.3 |

KICKOFF RETURNS

| Year | G | Att | Yds | TD | Lg | AVG | YPG |
|------|----|-----|-----|----|----|------|------|
| 2025 | 12 | 9 | 267 | 1 | 86 | 29.7 | 22.3 |

3 NICK CENACLE | WR
Sr. | 6-2 | 200
Montreal, Canada | Vanier College

NOTABLES

- ▶ Missed five games due to injury
- ▶ Season-highs of seven catches for 70 yards and a TD at Colorado State on Oct. 18
- ▶ Second on the team with 1,236 career receiving yards and 114 receptions
- ▶ Preseason All-Mountain West selection

CAREER HIGHS

RECEIVING

Receptions..... 12 at Fresno State, 11/2/24
Yards 113 at Fresno State, 11/2/24
Long 62 vs. UNLV, 11/9/24
TD 2, 2x, last at Fresno State, 11/2/24

CAREER STATS

RECEIVING

| Year | G | Rec | Yds | TD | Lg | RPG | YPC | YPG |
|--------------|-----------|------------|--------------|----------|-----------|------------|-------------|-------------|
| 2022 | 11 | 8 | 99 | 0 | 33 | 0.7 | 12.4 | 9.0 |
| 2023 | 13 | 23 | 252 | 1 | 52 | 1.8 | 11.0 | 19.4 |
| 2024 | 12 | 63 | 721 | 6 | 62 | 5.3 | 11.4 | 60.1 |
| 2025 | 7 | 20 | 164 | 1 | 26 | 2.9 | 8.2 | 23.4 |
| Total | 43 | 114 | 1,236 | 8 | 62 | 2.7 | 10.8 | 28.7 |

9 JACKSON HARRIS | WR
So. | 6-3 | 205
Berkeley, Calif. | Stanford

NOTABLES

- ▶ First-Team All-Mountain West selection
- ▶ Tied for third in FBS with 12 receiving TDs
- ▶ Tied for the national lead in both 60+ (5) and 70+yard receptions, all of which have gone for touchdowns
- ▶ Averaging 123.7 receiving yards per game over his last seven games - ranks 2nd nationally over that stretch

CAREER HIGHS

RECEIVING

Receptions..... 7, 3x, last vs. San Diego State, 11/8/25
Yards 153 vs. Wyoming, 11/29/25
Long 78 vs. Wyoming, 11/29/25
TD 3 vs. San Diego State, 11/8/25

CAREER STATS

RECEIVING

| Year | G | Rec | Yds | TD | Lg | RPG | YPC | YPG |
|--------------|-----------|-----------|--------------|-----------|-----------|------------|-------------|-------------|
| 2023* | 3 | 3 | 67 | 0 | 44 | 1.0 | 22.3 | 22.3 |
| 2024* | 6 | 3 | 19 | 1 | 11 | 0.5 | 6.3 | 3.2 |
| 2025 | 11 | 49 | 963 | 12 | 78 | 4.5 | 19.7 | 87.5 |
| Total | 20 | 55 | 1,049 | 13 | 78 | 2.8 | 19.1 | 52.5 |

*2023-24 at Stanford

11 KARSYN PUPUNU | WR
Sr. | 6-3 | 205
Lahaina, Maui | Kamehameha-Maui

NOTABLES

- ▶ Career single-season highs in receptions and receiving yards
- ▶ Multiple receptions in 8 of the 12 games
- ▶ Career-highs five receptions for 56 yards at Colorado State on Oct. 18
- ▶ 48 career games played over four seasons
- ▶ 37 straight games played, tied for the longest on the team

CAREER HIGHS

RECEIVING

Receptions..... 5, 2x, last at Colorado State, 10/18/25
Yards 56 at Colorado State, 10/18/25
Long 33 vs. Stanford, 9/1/23
TD None

CAREER STATS

RECEIVING

| Year | G | Rec | Yds | TD | Lg | RPG | YPC | YPG |
|--------------|-----------|-----------|------------|----------|-----------|------------|------------|------------|
| 2022 | 11 | 0 | 0 | 0 | 0 | 0.0 | 0.0 | 0 |
| 2023 | 13 | 5 | 71 | 0 | 33 | 0.4 | 14.2 | 5.5 |
| 2024 | 12 | 6 | 80 | 0 | 25 | 0.5 | 13.3 | 6.7 |
| 2025 | 12 | 30 | 256 | 0 | 20 | 2.5 | 8.5 | 21.3 |
| Total | 48 | 41 | 407 | 0 | 33 | 0.9 | 9.9 | 8.5 |

30 LONDON SIMS | RB
 Sr. | 6-2 | 220
 Gig Harbor, Wash. | Peninsula HS

NOTABLES

- ▶ Leads the team in rushing, fourth in receptions
- ▶ Second among MW running backs in receptions
- ▶ A semifinalist for the William V. Campbell Trophy - college football's premier scholar-athlete award
- ▶ 60-plus yards from scrimmage in eight of the 12 games, including five with 80 or more

CAREER HIGHS

RUSHING

Attempts..... 14 vs. Sam Houston, 9/6/25
 Yards 82, 2x, last vs. Utah State, 10/11/25
 Long 43 vs. Utah State, 10/11/25
 TDs 1, 5x, last vs. San Jose State, 11/1/25

RECEIVING

Receptions..... 7 vs. Sam Houston, 9/6/25
 Yards 52 vs. Boise State, 10/5/24
 Long 52 vs. Boise State, 10/5/24
 TD 1, 2x, last vs. San Jose State, 11/1/25

CAREER STATS

RUSHING

| Year | G | Att | Yds | TD | Lg | YPC | YPG |
|--------------|-----------|------------|--------------|----------|-----------|------------|-------------|
| 2021 | 1 | 0 | 0 | 0 | 0 | 0.0 | 0.0 |
| 2022 | 10 | 0 | 0 | 0 | 0 | 0.0 | 0.0 |
| 2023 | 11 | 63 | 255 | 1 | 22 | 4.0 | 23.2 |
| 2024 | 12 | 71 | 351 | 1 | 29 | 4.9 | 29.3 |
| 2025 | 12 | 113 | 523 | 3 | 43 | 4.6 | 43.6 |
| Total | 46 | 247 | 1,129 | 5 | 43 | 4.6 | 24.5 |

RECEIVING

| Year | G | Rec | Yds | TD | Lg | RPG | YPC | YPG |
|--------------|-----------|-----------|------------|----------|-----------|------------|------------|-------------|
| 2021 | 1 | 0 | 0 | 0 | 0 | 0.0 | 0.0 | 0.0 |
| 2022 | 10 | 0 | 0 | 0 | 0 | 0.0 | 0.0 | 0.0 |
| 2023 | 11 | 14 | 106 | 0 | 21 | 1.3 | 7.6 | 9.6 |
| 2024 | 12 | 13 | 153 | 0 | 52 | 1.1 | 11.8 | 12.8 |
| 2025 | 12 | 34 | 255 | 2 | 28 | 2.8 | 7.5 | 21.3 |
| Total | 46 | 61 | 514 | 2 | 52 | 1.3 | 8.4 | 11.2 |

87 DEVON TAUAEFA | TE
 Jr. | 6-5 | 215
 Honolulu, O'ahu | Saint Louis School

NOTABLES

- ▶ 33 career games played; 11 GP each of the last 3 years
- ▶ Reception in eight of his 11 games played this year
- ▶ Two receptions for a career-high 40 yards, including a career-best 34-yard catch at San Jose State on Nov. 1
- ▶ Hauled in first career TD reception on a trick play vs. Colorado State on Nov. 25, 2023

CAREER HIGHS

RECEIVING

Receptions..... 3, 2x, last vs. San Diego State, 11/8/25
 Yards 40 at San Jose State, 11/1/25
 Long 34 at San Jose State, 11/1/25
 TD 1 vs. Colorado State, 11/25/23

CAREER STATS

RECEIVING

| Year | G | Rec | Yds | TD | Lg | RPG | YPC | YPG |
|--------------|-----------|-----------|------------|----------|-----------|------------|------------|--------------|
| 2022 | | | | | | | | DID NOT PLAY |
| 2023 | 11 | 5 | 55 | 1 | 26 | 0.5 | 11.0 | 5.0 |
| 2024 | 11 | 0 | 0 | 0 | 0 | 0.0 | 0.0 | 0.0 |
| 2025 | 11 | 11 | 90 | 0 | 34 | 1.0 | 8.2 | 8.2 |
| Total | 33 | 16 | 145 | 1 | 34 | 0.5 | 9.1 | 4.4 |

8 TAMA UILIATA | WR
 rFr. | 5-11 | 190
 Waipahu, O'ahu | Waipahu HS

NOTABLES

- ▶ Appeared in all 12 games at slotback and punt returner
- ▶ Multiple receptions in seven of the 12 games
- ▶ Caught a career-high six passes for 42 yards vs. Air Force on Sept. 27
- ▶ Season-high four punt returns for 24 yards vs. Wyoming
- ▶ Also completed a 34-yard pass at San Jose State

CAREER HIGHS

RECEIVING

Receptions..... 6 at Air Force, 9/27/25
 Yards 47 vs. Fresno State, 9/20/25
 Long 30 vs. Portland State, 9/13/25
 TD None

PUNT RETURNS

Attempts..... 4 vs. Wyoming, 11/29/25
 Yards 24 vs. Wyoming, 11/29/25
 Long 17 vs. Wyoming, 11/29/25
 TD None

CAREER STATS

RECEIVING

| Year | G | Rec | Yds | TD | Lg | RPG | YPC | YPG |
|--------------|-----------|-----------|------------|----------|-----------|------------|------------|-------------|
| 2024 | 4 | 3 | 24 | 0 | 10 | 0.8 | 8.0 | 6.0 |
| 2025 | 12 | 28 | 231 | 0 | 30 | 2.3 | 8.3 | 19.3 |
| Total | 16 | 31 | 255 | 0 | 30 | 1.9 | 8.2 | 15.9 |

PUNT RETURNS

| Year | G | Att | Yds | TD | Lg | AVG | YPG |
|------|----|-----|-----|----|----|-----|-----|
| 2025 | 12 | 12 | 77 | 0 | 17 | 6.4 | 6.4 |

2 LUKE WEAVER | QB
 Jr. | 6-3 | 195
 Manteca, Calif. | Modesto JC

NOTABLES

- ▶ Started in wins vs. Sam Houston and Portland State
- ▶ Averaged 295.0 yards of total offense in two starts
- ▶ 320 yards of total offense and three passing TDs vs. Sam Houston on Sept. 6
- ▶ Threw for 240 yards and two TDs with no INTs vs. Portland State on Sept. 13

CAREER HIGHS

PASSING

Completions..... 27 vs. Sam Houston, 9/6/25
 Attempts..... 43 vs. Sam Houston, 9/6/25
 Yards 294 vs. Sam Houston, 9/6/25
 Long 47 vs. Sam Houston, 9/6/25
 TD Passes 3 vs. Sam Houston, 9/6/25
 INTs 2 at Arizona, 8/30/25

RUSHING

Attempts..... 12 vs. Portland State, 9/13/25
 Yards 30 vs. Portland State, 9/13/25
 Long 13 vs. Sam Houston, 9/6/25
 TDs None

CAREER STATS

PASSING

| Year | G | C-A | Pct. | Yds | TD | Int | Lg | YPC | YPG |
|------|---|--------|------|-----|----|-----|----|-----|-------|
| 2025 | 4 | 61-102 | .598 | 600 | 5 | 3 | 47 | 9.8 | 150.0 |

RUSHING

| Year | G | Att | Yds | TD | Lg | YPC | YPG |
|------|---|-----|-----|----|----|-----|------|
| 2025 | 4 | 27 | 73 | 0 | 13 | 2.7 | 18.3 |

47 CHRISTIAN VAUGHN | RB
 Sr. | 5-10 | 225
 Las Vegas, Nev. | Butte College

NOTABLES

- ▶ Third on the team in rushing
- ▶ Multiple carries in each of the last four games
- ▶ Six games played in 2024 - averaged 6.3 yards per carry
- ▶ Broke off a career-long 30-yard run at Washington State on Oct. 19, 2024

CAREER HIGHS

RUSHING

Attempts..... 5 vs. UCLA, 8/31/24
 Yards 32 at Washington State, 10/19/24
 Long 30 at Washington State, 10/19/24
 TDs None

CAREER STATS

RUSHING

| Year | G | Att | Yds | TD | Lg | YPC | YPG |
|--------------|-----------|-----------|------------|----------|-----------|------------|-------------|
| 2024 | 6 | 16 | 101 | 0 | 30 | 6.3 | 16.8 |
| 2025 | 10 | 17 | 89 | 0 | 14 | 5.2 | 8.9 |
| Total | 16 | 33 | 190 | 0 | 30 | 5.8 | 11.9 |

1 BRANDON WHITE | WR
 Jr. | 5-8 | 170
 Cincinnati, Ohio | Kentucky

NOTABLES

- ▶ Multiple receptions in all 11 of his games played
- ▶ Third on the team in both receptions and receiving yards
- ▶ Six receptions of 20 yards or more and three catches of at least 30 yards
- ▶ Career-high seven receptions for 50 yards and his first career TD at Air Force on Sept. 27

CAREER HIGHS

RECEIVING

Receptions..... 7 at Air Force, 9/27/25
 Yards 63 vs. Utah State, 10/11/25
 Long 46 vs. Utah State, 10/11/25
 TD 1 at Air Force, 9/27/25

CAREER STATS

RECEIVING

| Year | G | Rec | Yds | TD | Lg | RPG | YPC | YPG |
|--------------|-----------|-----------|------------|----------|-----------|------------|-------------|-------------|
| 2023* | 4 | 0 | 0 | 0 | 0 | 0.0 | 0.0 | 0.0 |
| 2024* | 2 | 0 | 0 | 0 | 0 | 0.0 | 0.0 | 0.0 |
| 2025 | 11 | 37 | 382 | 1 | 46 | 3.4 | 10.3 | 34.7 |
| Total | 17 | 37 | 382 | 1 | 46 | 2.2 | 10.3 | 22.5 |

*2023-24 at Kentucky

79 **DE'JON BENTON | DL**
Gr. | 6-2 | 270
Pittsburg, Calif. | New Mexico

NOTABLES

- ▶ Second-Team All-Mountain West selection
- ▶ 3rd-highest graded interior DL in the MW by PFF (75.8)
- ▶ Leads MW interior DL with 40 pressures and 28 hurries
- ▶ First on team with 9.5 TFLs and second with 5.5 sacks
- ▶ Began career at USC, playing 35 games over five seasons with the Trojans.

CAREER HIGHS

DEFENSE

Tackles..... 5 vs. Sam Houston, 9/6/25
TFL..... 2.0, 2x, last vs. Fresno State, 9/20/25
Sacks 1.0, 4x, last at Colorado State, 10/18/25
INT None
PBU None

CAREER STATS

DEFENSE

| Year | G | UA-A | Tkls | TFL | SK | PB | FF | FR | INT |
|--------------|-----------|--------------|-----------|--------------|------------|----------|----------|----------|----------|
| 2019* | 4 | 0-3 | 3 | 0.0 | 0.0 | 0 | 0 | 0 | 0 |
| 2020* | 1 | 0-0 | 0 | 0.0 | 0.0 | 0 | 0 | 0 | 0 |
| 2021* | 8 | 1-2 | 3 | 0.0 | 0.0 | 0 | 0 | 0 | 0 |
| 2022* | 13 | 7-7 | 14 | 1.5 | 0.0 | 0 | 0 | 0 | 0 |
| 2023* | 9 | 8-4 | 12 | 5.0 | 1.5 | 0 | 0 | 0 | 0 |
| 2024^ | | | | DID NOT PLAY | | | | | |
| 2025 | 11 | 19-12 | 31 | 9.5 | 5.5 | 1 | 1 | 0 | 0 |
| Total | 46 | 35-28 | 63 | 16.0 | 7.0 | 1 | 1 | 0 | 0 |

*2019-23 at USC; ^2024 at New Mexico

19 **BILLY GOWERS | P**
Fr. | 6-1 | 205
Melbourne, Australia | Xavier College

NOTABLES

- ▶ Highest graded punter in the country by PFF (93.6)
- ▶ Ninth nationally and third in the Mountain West in punting average (46.3)
- ▶ PFF Midseason All-American
- ▶ A professional Australian Rules Football player for five years in the AFL

CAREER HIGHS

PUNTING

Punts..... 6 vs. Portland State, 9/13/25
Punt Avg. (min. 3).... 55.2, 2x, last vs. Wyoming, 11/29/25
Long Punt..... 67, 2x, last at Colorado State, 10/18/25
Inside 20..... 4 at UNLV, 11/21/25
50+ Punts..... 3, 3x, last vs. Wyoming, 11/29/25

CAREER STATS

PUNTING

| Year | G | Att | Yds | Avg | Lg | TB | FC | I20 | 50+ |
|------|----|-----|-------|------|----|----|----|-----|-----|
| 2025 | 12 | 47 | 2,175 | 46.3 | 67 | 2 | 16 | 24 | 18 |

57 **JACKIE JOHNSON III | DL**
Sr. | 6-0 | 245
Honolulu, O'ahu | Lawrence Tech Univ.

NOTABLES

- ▶ First-Team All-Mountain West selection
- ▶ Second in the Mountain West with 7.5 sacks
- ▶ Fourth in the conference with 40 total pressures and the fifth-highest pass rushing grade among MW edge players
- ▶ Recorded a pressure on 11.1 percent of snaps played - the highest percentage in the conference

CAREER HIGHS

DEFENSE

Tackles..... 6 at UNLV, 11/21/25
TFL..... 2.0 vs. Sam Houston, 9/6/25
Sacks 2.0 vs. Sam Houston, 9/6/25
INT None
PBU None

CAREER STATS

DEFENSE

| Year | G | UA-A | Tkls | TFL | SK | PB | FF | FR | INT |
|--------------|-----------|--------------|-----------|-------------|-------------|----------|----------|----------|----------|
| 2023 | 4 | 0-0 | 0 | 0.0 | 0.0 | 0 | 0 | 0 | 0 |
| 2024 | 12 | 13-7 | 20 | 5.0 | 5.0 | 0 | 1 | 0 | 0 |
| 2025 | 12 | 10-19 | 29 | 8.5 | 7.5 | 0 | 0 | 2 | 0 |
| Total | 28 | 23-26 | 49 | 13.5 | 12.5 | 0 | 1 | 2 | 0 |

23 **VIRDEL EDWARDS II | DB**
Sr. | 6-2 | 210
Plano, Texas | Iowa State

NOTABLES

- ▶ Played in 42 career games over six collegiate seasons
- ▶ Targeted just 24 times in 268 coverage snaps
- ▶ Started 33 games over three seasons at UH
- ▶ First on team with 19 career pass breakups
- ▶ Began career at Iowa State, playing in seven games over two seasons from 2020-21.

CAREER HIGHS

DEFENSE

Tackles..... 7, 2x, last vs. Air Force, 11/11/23
TFL..... 1.0 vs. Fresno State, 9/20/25
Sacks None
INT 1, 3x, last at Michigan, 9/10/22
PBU 3 at Vanderbilt, 8/26/23

CAREER STATS

DEFENSE

| Year | G | UA-A | Tkls | TFL | SK | PB | FF | FR | INT |
|--------------|-----------|--------------|------------|--------------|------------|-----------|----------|----------|----------|
| 2020* | 5 | 0-0 | 0 | 0.0 | 0.0 | 0 | 0 | 0 | 0 |
| 2021* | 2 | 0-1 | 1 | 0.0 | 0.0 | 0 | 0 | 0 | 0 |
| 2022 | 13 | 39-11 | 50 | 0.5 | 0.0 | 5 | 0 | 0 | 3 |
| 2023 | 11 | 27-9 | 36 | 1.0 | 0.0 | 9 | 1 | 1 | 0 |
| 2024 | | | | DID NOT PLAY | | | | | |
| 2025 | 11 | 21-5 | 26 | 1.0 | 0.0 | 5 | 0 | 0 | 0 |
| Total | 42 | 87-26 | 113 | 2.5 | 0.0 | 19 | 1 | 1 | 3 |

*2020-21 at Iowa State

17 **GIOVANNI IOVINO | LB**
Gr. | 6-1 | 235
Las Vegas, Nev. | San Diego

NOTABLES

- ▶ Played in 12 games, making one start
- ▶ Came away with his first career interception vs. Sam Houston on Sept. 6, returning the pick for a TD
- ▶ Made a season-high seven tackles at UNLV on Nov. 21
- ▶ Spent one season at Washington State and two at San Diego before joining the Rainbow Warriors

CAREER HIGHS

DEFENSE

Tackles..... 13 vs. Central Washington, 9/7/24
TFL..... 3.0 vs. Cal Poly, 8/31/24
Sacks 1.0, 4x, last vs. San Diego State, 11/8/25
INT 1 vs. Sam Houston, 9/6/25
PBU 1, 3x, last vs. Davidson, 11/2/24

CAREER STATS

DEFENSE

| Year | G | UA-A | Tkls | TFL | SK | PB | FF | FR | INT |
|--------------|-----------|--------------|------------|--------------|------------|----------|----------|----------|----------|
| 2022^ | | | | DID NOT PLAY | | | | | |
| 2023* | 8 | 15-9 | 24 | 4.0 | 2.0 | 0 | 1 | 0 | 0 |
| 2024* | 11 | 46-29 | 75 | 10.0 | 2.0 | 3 | 3 | 0 | 0 |
| 2025 | 12 | 13-18 | 31 | 3.0 | 1.0 | 0 | 0 | 0 | 1 |
| Total | 31 | 74-56 | 130 | 17.0 | 5.0 | 3 | 4 | 0 | 1 |

*2023-24 at San Diego; 2022 at Washington State

5 **TARIQ JONES | DL**
Sr. | 6-2 | 245
New Orleans, La. | McDonogh 35 HS

NOTABLES

- ▶ 46 career games played over five seasons at UH
- ▶ Third on the team with 20 total quarterback pressures - a rate of 13.1 percent according to PFF
- ▶ Recorded two sacks in a win at Colorado State on Oct. 18
- ▶ Made a career-high 10 tackles vs. UNLV on Nov. 9, 2024

CAREER HIGHS

DEFENSE

Tackles..... 10 vs. UNLV, 11/9/24
TFL..... 2.0 at Colorado State, 10/18/25
Sacks 2.0 at Colorado State, 10/18/25
INT None
PBU 1, 2x, last at San Jose State, 11/1/25

CAREER STATS

DEFENSE

| Year | G | UA-A | Tkls | TFL | SK | PB | FF | FR | INT |
|--------------|-----------|--------------|-----------|-------------|------------|----------|----------|----------|----------|
| 2021 | 2 | 0-0 | 0 | 0.0 | 0.0 | 0 | 0 | 0 | 0 |
| 2022 | 11 | 6-3 | 9 | 1.0 | 1.0 | 0 | 0 | 0 | 0 |
| 2023 | 12 | 8-9 | 17 | 4.5 | 2.0 | 0 | 0 | 0 | 0 |
| 2024 | 11 | 15-12 | 27 | 1.5 | 0.0 | 1 | 0 | 0 | 0 |
| 2025 | 10 | 12-10 | 22 | 3.0 | 2.0 | 1 | 0 | 0 | 0 |
| Total | 46 | 41-34 | 75 | 10.0 | 5.0 | 2 | 0 | 0 | 0 |

24 **DEVYN KING | DB**
 Sr. | 5-11 | 175
 Rancho Palos Verdes, Calif. | Maryland

NOTABLES

- ▶ Played in 11 games with four starts, getting the start in three of the final four games
- ▶ Tied for third on the team with five pass breakups
- ▶ Broke up two passes at Colorado State on Oct. 18 - the second-highest graded CB in the MW that week (77.1)
- ▶ 6th year of college football - spent 2 seasons at Maryland

CAREER HIGHS

DEFENSE

Tackles6 at Fresno State, 11/2/24
 TFL.....None
 SacksNone
 INTNone
 PBU2 at Colorado State, 10/18/25

CAREER STATS

DEFENSE

| Year | G | UA-A | Tkls | TFL | SK | PB | FF | FR | INT |
|--------------|-----------|--------------|-----------|--------------|------------|----------|----------|----------|----------|
| 2020* | | | | DID NOT PLAY | | | | | |
| 2021* | 3 | 2-0 | 2 | 0.0 | 0.0 | 0 | 0 | 0 | 0 |
| 2022 | 11 | 1-2 | 3 | 0.0 | 0.0 | 0 | 0 | 0 | 0 |
| 2023 | 13 | 7-3 | 10 | 0.0 | 0.0 | 2 | 0 | 0 | 0 |
| 2024 | 8 | 10-2 | 12 | 0.0 | 0.0 | 2 | 0 | 0 | 0 |
| 2025 | 11 | 9-8 | 17 | 0.0 | 0.0 | 5 | 0 | 0 | 0 |
| Total | 46 | 29-15 | 44 | 0.0 | 0.0 | 9 | 0 | 0 | 0 |

*2020-21 at Maryland

1 **PETER MANUMA | DB**
 Sr. | 6-0 | 205
 'Ewa Beach, O'ahu | Campbell HS

NOTABLES

- ▶ Four-year starter at safety (42 career starts)
- ▶ All-Mountain West honorable mention following all four years of his career
- ▶ Five games with 7-plus tackles, with a season-high of 11
- ▶ 48 games played, tied for most on the team
- ▶ Team leader in tackles in 2023 and 2025

CAREER HIGHS

DEFENSE

Tackles 12 vs. Air Force, 11/11/23
 TFL..... 1.5, 2x, last vs. Wyoming, 11/29/25
 Sacks1.0, 2x, last vs. Stanford, 8/23/25
 INT2 vs. Wyoming, 10/29/22
 PBU 2x, 4x, last vs. Portland State, 9/13/25

CAREER STATS

DEFENSE

| Year | G | UA-A | Tkls | TFL | SK | PB | FF | FR | INT |
|--------------|-----------|----------------|------------|-------------|------------|-----------|----------|----------|----------|
| 2022 | 13 | 40-30 | 70 | 3.0 | 1.0 | 4 | 2 | 0 | 2 |
| 2023 | 13 | 60-27 | 87 | 5.5 | 0.0 | 1 | 0 | 0 | 3 |
| 2024 | 10 | 31-12 | 43 | 0.0 | 0.0 | 3 | 1 | 0 | 0 |
| 2025 | 12 | 37-35 | 72 | 2.5 | 1.0 | 6 | 0 | 0 | 0 |
| Total | 48 | 168-104 | 272 | 11.0 | 2.0 | 14 | 3 | 0 | 5 |

51 **LESTERLAISENE LAGAFUAINA | DL**
 So. | 6-4 | 240
 Nu'uuli, American Samoa | Tafuna HS

NOTABLES

- ▶ Third on the team with 7.0 tackles for loss
- ▶ Started eight of the 12 games at defensive end
- ▶ Recorded a career-high six tackles and 2.5 TFLs in a Sept. 6 win over Sam Houston
- ▶ Two TFLs and five stops in a win over Wyoming in the regular season finale

CAREER HIGHS

DEFENSE

Tackles6 vs. Sam Houston, 9/6/25
 TFL.....2.5 vs. Sam Houston, 9/6/25
 Sacks 1.0, 4x, last vs. Portland State, 9/13/25
 INTNone
 PBUNone

CAREER STATS

DEFENSE

| Year | G | UA-A | Tkls | TFL | SK | PB | FF | FR | INT |
|--------------|-----------|--------------|-----------|------------|------------|----------|----------|----------|----------|
| 2023 | 3 | 0-0 | 0 | 0.0 | 0.0 | 0 | 0 | 0 | 0 |
| 2024 | 10 | 10-3 | 13 | 2.5 | 2.0 | 0 | 1 | 0 | 0 |
| 2025 | 12 | 18-16 | 34 | 7.0 | 2.5 | 0 | 0 | 0 | 0 |
| Total | 25 | 28-19 | 47 | 9.5 | 4.5 | 0 | 1 | 0 | 0 |

17 **KANSEI MATSUZAWA | K**
 Sr. | 6-2 | 200
 Tokyo, Japan | Hocking College

NOTABLES

- ▶ UH's first consensus All-American; Lou Groza Award finalist; MW Special Teams Player of the Year
- ▶ Program single-season record 25 made field goals
- ▶ Tied FBS record w/25 consec. FGM to start a season
- ▶ 1 of 5 FBS kickers since 1977 to make at least 25 field goals while missing just once

CAREER HIGHS

KICKING

FGs Made3, 5x, last vs. Utah State, 10/11/25
 FGs Att3, 6x, last vs. Utah State, 10/11/25
 Long 52 vs. Fresno State, 9/20/25
 PATs 5, 5x, last vs. San Diego State, 11/8/25

CAREER STATS

PLACE KICKING

| Year | G | FG-A | LG | XP-A | <29 | 30-39 | 40-49 | 50+ |
|---------------|-----------|--------------|-----------|--------------|--------------|--------------|--------------|------------|
| 2023 | | | | DID NOT PLAY | | | | |
| 2024 | 12 | 12-16 | 41 | 32-32 | 6-7 | 4-6 | 2-3 | 0-0 |
| 2025 | 12 | 25-26 | 52 | 37-37 | 5-5 | 9-10 | 10-10 | 1-1 |
| Totals | 24 | 37-42 | 52 | 69-69 | 11-12 | 13-16 | 12-13 | 1-1 |

52 **LUTHER MCCOY | DL**
 Gr. | 6-5 | 280
 St. John's, Fla. | Minnesota

NOTABLES

- ▶ 10th among interior DL in the conference in pass rushing grade according to PFF (70.7)
- ▶ Career-high 1.5 sacks at Colorado State on Oct. 18
- ▶ Highest graded interior DL in FBS (92.3) following win at CSU
- ▶ Began career at Minnesota, spending four seasons with the Golden Gophers

CAREER HIGHS

DEFENSE

Tackles4, 2x, last at UNLV, 11/21/25
 TFL..... 1.5 at Colorado State, 10/18/25
 Sacks 1.5 at Colorado State, 10/18/25
 INTNone
 PBUNone

CAREER STATS

DEFENSE

| Year | G | UA-A | Tkls | TFL | SK | PB | FF | FR | INT |
|--------------|-----------|--------------|-----------|--------------|------------|----------|----------|----------|----------|
| 2021* | | | | DID NOT PLAY | | | | | |
| 2022* | 1 | 0-0 | 0 | 0.0 | 0.0 | 0 | 0 | 0 | 0 |
| 2023* | 6 | 0-0 | 0 | 0.0 | 0.0 | 0 | 0 | 0 | 0 |
| 2024* | 2 | 1-0 | 1 | 0.0 | 0.0 | 0 | 0 | 0 | 0 |
| 2025 | 11 | 11-10 | 21 | 2.5 | 1.5 | 0 | 2 | 0 | 0 |
| Total | 20 | 12-10 | 22 | 2.5 | 1.5 | 0 | 2 | 0 | 0 |

*2022-24 at Minnesota

8 **KILINHAHE MENDIOLA-JENSEN | DB**
 Sr. | 6-1 | 170
 Pearl City, O'ahu | UNLV

NOTABLES

- ▶ Highest-graded safety in the MW (78.2) among those who played at least 50% of snaps according to PFF
- ▶ First among qualified safeties in the conference with a 79.1 coverage grade
- ▶ MW Defensive Player of the Week following Week 0
- ▶ Came away with INTs vs. Stanford (8/23) and SDSU (11/8)

CAREER HIGHS

DEFENSE

Tackles10 at UNLV, 11/21/25
 TFL.....1.0 at Utah State, 11/16/24
 SacksNone
 INT 1, 2x, last vs. San Diego State, 11/8/25
 PBU3 vs. Nevada, 10/26/24

CAREER STATS

DEFENSE

| Year | G | UA-A | Tkls | TFL | SK | PB | FF | FR | INT |
|--------------|-----------|--------------|-----------|------------|------------|----------|----------|----------|----------|
| 2021* | 7 | 1-0 | 1 | 0.0 | 0.0 | 0 | 0 | 0 | 0 |
| 2022* | 10 | 8-3 | 11 | 0.0 | 0.0 | 0 | 0 | 0 | 0 |
| 2023 | 3 | 1-0 | 1 | 0.0 | 0.0 | 0 | 0 | 0 | 0 |
| 2024 | 12 | 26-7 | 33 | 1.0 | 0.0 | 4 | 0 | 1 | 0 |
| 2025 | 12 | 26-15 | 41 | 0.0 | 0.0 | 5 | 0 | 0 | 2 |
| Total | 44 | 62-25 | 87 | 1.0 | 0.0 | 9 | 0 | 1 | 2 |

*2021-22 at UNLV

11 **JAMIH OTIS | LB**
 Jr. | 5-11 | 220
 Las Vegas, Nev. | Bishop Gorman HS

NOTABLES

- ▶ All-Mountain West honorable mention
- ▶ 1 of 3 MW players with multiple forced fumbles, an INT and a fumble recovery this season
- ▶ 2x Mountain West Defensive POTW (8/26/24, 10/13/25)
- ▶ Led the team with 55 tackles in 2024
- ▶ 15 starts at linebacker over the last two seasons

CAREER HIGHS

DEFENSE

Tackles 12 at Colorado State, 10/18/25
 TFL..... 2.5 vs. Delaware State, 8/24/24
 Sacks 1.0, 2x, last vs. Northern Iowa, 9/21/24
 INT 1 vs. Utah State, 10/11/25
 PBU None

CAREER STATS

DEFENSE

| Year | G | UA-A | Tkls | TFL | SK | PB | FF | FR | INT |
|--------------|-----------|--------------|------------|------------|------------|----------|----------|----------|----------|
| 2023 | 13 | 6-2 | 8 | 0.0 | 0.0 | 0 | 0 | 0 | 0 |
| 2024 | 12 | 39-16 | 55 | 5.0 | 2.0 | 0 | 0 | 1 | 0 |
| 2025 | 11 | 27-32 | 59 | 3.5 | 0.0 | 0 | 2 | 1 | 1 |
| Total | 36 | 72-50 | 122 | 8.5 | 2.0 | 0 | 2 | 2 | 1 |

77 **JAMAR SEKONA | DL**
 Sr. | 6-2 | 275
 Los Angeles, Calif. | USC

NOTABLES

- ▶ Appeared in 11 games in 2025, making five starts
- ▶ Recorded a TFL in three consecutive games vs. Portland State, Fresno State and at Air Force
- ▶ Played in seven games with six starts in first season as a Warrior in 2024
- ▶ Started career at USC, playing 16 games over four years

CAREER HIGHS

DEFENSE

Tackles 4 vs. Delaware State, 8/24/24
 TFL..... 1.0, 5x, last at Fresno State, 9/27/25
 Sacks 1.0, 2x, last vs. Portland State, 9/13/25
 INT None
 PBU None

CAREER STATS

DEFENSE

| Year | G | UA-A | Tkls | TFL | SK | PB | FF | FR | INT |
|--------------|-----------|--------------|-----------|--------------|------------|----------|----------|----------|----------|
| 2020* | 1 | 0-0 | 0 | 0.0 | 0.0 | 0 | 0 | 0 | 0 |
| 2021* | 10 | 4-4 | 8 | 0.0 | 0.0 | 0 | 0 | 0 | 0 |
| 2022* | 5 | 3-0 | 3 | 1.0 | 1.0 | 0 | 0 | 0 | 0 |
| 2023* | | | | DID NOT PLAY | | | | | |
| 2024 | 7 | 9-5 | 14 | 2.5 | 1.0 | 0 | 0 | 0 | 0 |
| 2025 | 11 | 8-8 | 16 | 3.5 | 1.5 | 0 | 0 | 0 | 0 |
| Total | 34 | 24-17 | 41 | 7.0 | 3.5 | 0 | 0 | 0 | 0 |

*2020-23 at USC

98 **CARSEN STOCKLINSKI | DL**
 Sr. | 6-3 | 295
 Watkinsville, Ga. | Richmond

NOTABLES

- ▶ Appeared in 12 games with six starts at defensive tackle
- ▶ Recorded two tackles and first sack as a Rainbow Warrior vs. Utah State on Oct. 11
- ▶ 7.0 TFLs and 6.5 sacks in his collegiate career
- ▶ Spent four years at Richmond to start career, playing in 37 games in three seasons

CAREER HIGHS

DEFENSE

Tackles 4, 2x, last vs. Lehigh, 11/30/24
 TFL..... 1.5 at Hampton, 11/16/24
 Sacks 1.5 at Hampton, 11/16/24
 INT None
 PBU 1, 2x, last at Bryant, 10/26/24

CAREER STATS

DEFENSE

| Year | G | UA-A | Tkls | TFL | SK | PB | FF | FR | INT |
|--------------|-----------|--------------|-----------|--------------|------------|----------|----------|----------|----------|
| 2021* | | | | DID NOT PLAY | | | | | |
| 2022* | 11 | 5-12 | 17 | 0.5 | 0.0 | 0 | 0 | 0 | 0 |
| 2023* | 13 | 11-13 | 24 | 2.0 | 2.0 | 0 | 0 | 0 | 0 |
| 2024* | 13 | 12-11 | 23 | 3.5 | 3.5 | 2 | 0 | 0 | 0 |
| 2025 | 12 | 4-7 | 11 | 1.0 | 1.0 | 0 | 0 | 0 | 0 |
| Total | 49 | 32-43 | 75 | 7.0 | 6.5 | 2 | 0 | 0 | 0 |

*2021-24 at Richmond

4 **ELIJAH PALMER | DB**
 Jr. | 5-8 | 180
 Las Vegas, Nev. | Bishop Gorman HS

NOTABLES

- ▶ All-Mountain West honorable mention each of the last two seasons
- ▶ Second in the MW with 10 pass breakups
- ▶ Returned an interception for a TD in a win over San Diego State on Nov. 8
- ▶ 26 career starts, primarily at nickelback

CAREER HIGHS

DEFENSE

Tackles 7, 3x, last vs. Portland State, 9/13/25
 TFL..... 2.0 vs. Portland State, 9/13/25
 Sacks None
 INT 1, 5x, last vs. San Diego State, 11/8/25
 PBU 3 vs. Wyoming, 11/29/25

CAREER STATS

DEFENSE

| Year | G | UA-A | Tkls | TFL | SK | PB | FF | FR | INT |
|--------------|-----------|--------------|------------|-------------|------------|-----------|----------|----------|----------|
| 2023 | 11 | 29-8 | 37 | 1.5 | 0.0 | 0 | 0 | 1 | 2 |
| 2024 | 11 | 24-8 | 32 | 4.5 | 0.0 | 5 | 0 | 0 | 1 |
| 2025 | 12 | 26-23 | 49 | 5.5 | 0.0 | 10 | 0 | 1 | 2 |
| Total | 34 | 79-39 | 118 | 11.5 | 0.0 | 15 | 0 | 2 | 5 |

3 **JALEN SMITH | LB**
 Sr. | 6-0 | 220
 Bakersfield, Calif. | Bakersfield College

NOTABLES

- ▶ Started all 12 games at linebacker
- ▶ Second on the team with 164 career tackles
- ▶ Recorded at least four tackles in nine of the 12 games
- ▶ Finished with a sack and 1.5 TFLs vs. Wyoming on Nov. 29
- ▶ 37 straight games played, tied for longest on the team
- ▶ Season-high seven tackles in a win at Colorado State

CAREER HIGHS

DEFENSE

Tackles 10 at UNLV, 9/30/23
 TFL..... 3.0 vs. San Jose State, 10/28/23
 Sacks 2.0 at Colorado State, 10/18/25
 INT None
 PBU 1, 3x, last vs. Sam Houston, 9/6/25

CAREER STATS

DEFENSE

| Year | G | UA-A | Tkls | TFL | SK | PB | FF | FR | INT |
|--------------|-----------|--------------|------------|-------------|------------|----------|----------|----------|----------|
| 2023 | 13 | 39-28 | 67 | 9.0 | 1.5 | 1 | 1 | 0 | 0 |
| 2024 | 12 | 25-16 | 41 | 4.0 | 1.0 | 1 | 0 | 1 | 1 |
| 2025 | 12 | 25-31 | 56 | 4.5 | 1.0 | 1 | 0 | 1 | 0 |
| Total | 37 | 89-75 | 164 | 17.5 | 3.5 | 3 | 1 | 2 | 1 |

14 **JAHAIM WILSON-JONES | DB**
 Sr. | 5-11 | 175
 Yuma, Ariz. | West Los Angeles Coll.

NOTABLES

- ▶ Started 10 of his 12 games played in 2025
- ▶ Allowed a completion on just 54.2 percent of targets
- ▶ Came away with first career INT vs. Wyoming on Nov. 29
- ▶ 32 career games played over three seasons at UH
- ▶ Career-high tying six tackles in two different games vs. Stanford and Fresno State

CAREER HIGHS

DEFENSE

Tackles 6, 3x, last vs. Fresno State, 9/20/25
 TFL..... 1.5 at UNLV, 11/21/25
 Sacks None
 INT 1 vs. Wyoming, 11/29/25
 PBU 2, 2x, last vs. Colorado State, 10/18/25

CAREER STATS

DEFENSE

| Year | G | UA-A | Tkls | TFL | SK | PB | FF | FR | INT |
|--------------|-----------|--------------|-----------|------------|------------|----------|----------|----------|----------|
| 2023 | 9 | 1-1 | 2 | 0.0 | 0.0 | 0 | 0 | 0 | 0 |
| 2024 | 11 | 13-3 | 16 | 1.0 | 0.0 | 3 | 0 | 0 | 0 |
| 2025 | 12 | 23-8 | 31 | 1.5 | 0.0 | 4 | 0 | 0 | 1 |
| Total | 32 | 37-12 | 49 | 2.5 | 0.0 | 7 | 0 | 0 | 1 |

OFFENSE

6 DEMARICUS DAVIS (QB)

PASSING

Completions: _____ 1 vs. Portland State, 9/13/25
 Attempts: _____ 3 vs. Portland State, 9/13/25
 Yards: _____ 10 vs. Portland State, 9/13/25
 Long: _____ 10 vs. Portland State, 9/13/25
 TDs: _____ None
 INTs: _____ None

SEASON PASSING TOTALS

| | G | C-A-I | Yds | TD | Lg | RPG | YPC | YPG |
|------|---|-------|-----|----|----|------|------|-----|
| 2025 | 6 | 1-3-0 | 10 | 0 | 10 | .333 | 10.0 | 1.7 |

RUSHING

Attempts: _____ 2 vs. Portland State, 9/13/25
 Yards: _____ 37 vs. Utah State, 10/11/25
 Long: _____ 37 vs. Utah State, 10/11/25
 TDs: _____ None

7 MAX WARE (WR)

RECEIVING

Receptions: _____ 3 vs. Portland State, 9/13/25
 Yards: _____ 33 vs. Portland State, 9/13/25
 Long: _____ 23 vs. Portland State, 9/13/25
 TDs: _____ None

SEASON RECEIVING TOTALS

| | G | Rec | Yds | TD | Lg | RPG | YPC | YPG |
|------|----|-----|-----|----|----|-----|------|-----|
| 2025 | 10 | 3 | 33 | 0 | 23 | 0.3 | 11.0 | 3.3 |

10 DAVID CORDERO (RB)

RUSHING

Attempts: _____ 13 vs. Wyoming, 11/18/23
 Yards: _____ 52 vs. Colorado State, 11/25/23
 Long: _____ 36 vs. Colorado State, 11/25/23
 TDs: _____ None

CAREER RUSHING TOTALS

| | G | Att | Yds | TD | Lg | YPC | YPG |
|--------------|-----------|-----------|------------|----------|-----------|------------|------------|
| 2022 | 3 | 0 | 0 | 0 | 0 | 0.0 | 0.0 |
| 2023 | 9 | 32 | 138 | 0 | 36 | 4.3 | 15.3 |
| 2024 | 10 | 10 | 57 | 0 | 16 | 5.7 | 5.7 |
| 2025 | 11 | 14 | 51 | 0 | 11 | 3.6 | 4.6 |
| Total | 33 | 56 | 246 | 0 | 36 | 4.4 | 7.5 |

RECEIVING

Receptions: _____ 3 at Wyoming, 11/18/23
 Yards: _____ 19 at Wyoming, 11/18/23
 Long: _____ 10 at Arizona, 8/30/25
 TDs: _____ None

CAREER RECEIVING TOTALS

| | G | Rec | Yds | TD | Lg | RPG | YPC | YPG |
|--------------|-----------|----------|-----------|----------|-----------|------------|------------|------------|
| 2022 | 3 | 0 | 0 | 0 | 0 | 0.0 | 0.0 | 0.0 |
| 2023 | 9 | 5 | 24 | 0 | 9 | 0.6 | 4.8 | 2.7 |
| 2024 | 10 | 1 | -1 | 0 | 0 | 0.1 | -1.0 | -0.1 |
| 2025 | 11 | 2 | 16 | 0 | 10 | 0.2 | 8.0 | 1.5 |
| Total | 33 | 8 | 39 | 0 | 10 | 0.2 | 4.9 | 1.2 |

13 KOA ELDREDGE (WR)

RECEIVING

Receptions: _____ 1 at Air Force, 9/27/25
 Yards: _____ 13 at Air Force, 9/27/25
 Long: _____ 13 at Air Force, 9/27/25
 TDs: _____ None

SEASON RECEIVING TOTALS

| | G | Rec | Yds | TD | Lg | RPG | YPC | YPG |
|------|----|-----|-----|----|----|-----|------|-----|
| 2025 | 10 | 1 | 23 | 0 | 13 | 0.1 | 13.0 | 1.3 |

80 BLAZE KAMOKU (WR)

RECEIVING

Receptions: _____ 2, 3x, last at Air Force, 9/27/25
 Yards: _____ 24 at Air Force, 9/27/25
 Long: _____ 19 vs. San Diego State, 11/8/25
 TDs: _____ 1 vs. Fresno State, 9/20/25

CAREER RECEIVING TOTALS

| | G | Rec | Yds | TD | Lg | RPG | YPC | YPG |
|--------------|-----------|-----------|-----------|----------|-----------|------------|------------|------------|
| 2024 | 9 | 2 | 11 | 0 | 6 | 0.2 | 5.5 | 1.2 |
| 2025 | 11 | 9 | 88 | 1 | 19 | 0.8 | 9.8 | 8.0 |
| Total | 20 | 11 | 99 | 1 | 19 | 0.6 | 9.0 | 5.0 |

89 NICK DELGADILLO (WR)

RECEIVING

Receptions: _____ 1, 3x, last at UNLV, 11/21/25
 Yards: _____ 11, 2x, last at UNLV, 11/21/25
 Long: _____ 11, 2x, last at UNLV, 11/21/25
 TDs: _____ None

SEASON RECEIVING TOTALS

| | G | Rec | Yds | TD | Lg | RPG | YPC | YPG |
|------|---|-----|-----|----|----|-----|------|-----|
| 2025 | 9 | 3 | 32 | 0 | 11 | 0.3 | 10.7 | 3.6 |

DEFENSE

0 SEMAJ JAMES (DB)

Tackles: _____ 1, 3x, last vs. Wyoming, 11/29/25
 TFL: _____ None
 Sacks: _____ None
 INT: _____ None
 PBU: _____ None

SEASON DEFENSE TOTALS

| | G | UA-A | T T | TFL | SK | PB | FF | FR | INT |
|------|---|------|-----|-----|-----|----|----|----|-----|
| 2025 | 4 | 1-2 | 3 | 0.0 | 0.0 | 0 | 0 | 0 | 0 |

6 DELIYON FREEMAN (DB)

Tackles: _____ 3, 3x, last vs. Wyoming, 11/29/25
 TFL: _____ None
 Sacks: _____ None
 INT: _____ None
 PBU: _____ 1 at Washington State, 10/19/24

CAREER DEFENSE TOTALS

| | G | UA-A | T T | TFL | SK | PB | FF | FR | INT |
|--------------|-----------|-------------|-----------|------------|------------|----------|----------|----------|----------|
| 2024 | 12 | 9-4 | 13 | 0.0 | 0.0 | 1 | 0 | 1 | 0 |
| 2025 | 6 | 3-2 | 5 | 0.0 | 0.0 | 0 | 0 | 0 | 0 |
| Total | 18 | 12-6 | 18 | 0.0 | 0.0 | 1 | 0 | 1 | 0 |

10 KA'EO AKANA (DL)

Tackles: _____ 1, 5x, last vs. Wyoming, 11/29/25
 TFL: _____ None
 Sacks: _____ None
 INT: _____ None
 PBU: _____ None

SEASON DEFENSE TOTALS

| | G | UA-A | T T | TFL | SK | PB | FF | FR | INT |
|------|----|------|-----|-----|-----|----|----|----|-----|
| 2025 | 10 | 2-3 | 5 | 0.0 | 0.0 | 0 | 0 | 0 | 0 |

12 WYNDEN HO'OHULI (LB)

Tackles: _____ 5 vs. Wyoming, 11/29/25
 Sacks: _____ 1.0, 3x, last at Washington State, 10/12//24
 TFL: _____ 1.5 last vs. Delaware State, 8/24/24
 INT: _____ None
 PBU: _____ 1, 2x, last at Colorado State, 10/18/25

CAREER DEFENSE TOTALS

| | G | UA-A | T T | TFL | SK | PB | FF | FR | INT |
|--------------|-----------|--------------|-----------|------------|------------|----------|----------|----------|----------|
| 2022 | 4 | 1-3 | 4 | 0.0 | 0.0 | 0 | 0 | 0 | 0 |
| 2023 | 7 | 4-1 | 5 | 1.0 | 1.0 | 0 | 0 | 0 | 0 |
| 2024 | 11 | 8-6 | 14 | 4.0 | 2.0 | 1 | 0 | 0 | 0 |
| 2025 | 12 | 10-8 | 18 | 1.0 | 0.0 | 1 | 0 | 0 | 0 |
| Total | 33 | 19-17 | 36 | 6.0 | 3.0 | 2 | 0 | 0 | 0 |

13 ELIJAH GIPSON (DB)

Tackles: _____ 4 vs. Portland State, 9/13/25
 TFL: _____ None
 Sacks: _____ None
 INT: _____ None
 PBU: _____ None

SEASON DEFENSE TOTALS

| | G | UA-A | T T | TFL | SK | PB | FF | FR | INT |
|------|----|------|-----|-----|-----|----|----|----|-----|
| 2025 | 12 | 7-1 | 8 | 0.0 | 0.0 | 0 | 0 | 0 | 0 |

16 ZION ALLEN (DB)

Tackles: _____ 1, 2x, last at UNLV, 11/21/25
 TFL: _____ None
 Sacks: _____ None
 INT: _____ None
 PBU: _____ None

SEASON DEFENSE TOTALS

| | G | UA-A | T T | TFL | SK | PB | FF | FR | INT |
|------|---|------|-----|-----|-----|----|----|----|-----|
| 2025 | 8 | 1-1 | 2 | 0.0 | 0.0 | 0 | 0 | 0 | 0 |

18 ZADEN MARITERAGI (LB)

Tackles: _____ 1 vs. Fresno State, 9/20/25
 TFL: _____ None
 Sacks: _____ None
 INT: _____ None
 PBU: _____ None

SEASON DEFENSE TOTALS

| | G | UA-A | T T | TFL | SK | PB | FF | FR | INT |
|------|---|------|-----|-----|-----|----|----|----|-----|
| 2025 | 1 | 0-1 | 1 | 0.0 | 0.0 | 0 | 0 | 0 | 0 |

21 JUSTIN SINCLAIR (DB)

Tackles: _____ 8, 2x, last at San Diego State, 10/5/24
 TFL: _____ 1.0, 2x, last vs. Delaware State, 8/24/24
 Sacks: _____ None
 INT: _____ None
 PBU: _____ 1, 2x, last vs. Wyoming, 11/29/25

CAREER DEFENSE TOTALS

| | G | UA-A | T T | TFL | SK | PB | FF | FR | INT |
|--------------|-----------|--------------|-----------|------------|------------|----------|----------|----------|----------|
| 2023 | 13 | 21-10 | 31 | 1.0 | 0.0 | 1 | 1 | 1 | 0 |
| 2024 | 11 | 28-13 | 41 | 1.0 | 0.0 | 0 | 0 | 0 | 0 |
| 2025 | 12 | 13-7 | 20 | 0.0 | 0.0 | 1 | 2 | 0 | 0 |
| Total | 36 | 62-30 | 92 | 2.0 | 0.0 | 2 | 3 | 1 | 0 |

22 EZEKIEL RODRIGUES (DB)

Tackles: _____ 3 vs. Sam Houston, 9/6/25
 TFL: _____ None
 Sacks: _____ None
 INT: _____ None
 PBU: _____ None

SEASON DEFENSE TOTALS

| | G | UA-A | TT | TFL | SK | PB | FF | FR | INT |
|------|---|------|----|-----|-----|----|----|----|-----|
| 2025 | 4 | 2-2 | 4 | 0.0 | 0.0 | 0 | 0 | 0 | 0 |

25 MATAGI THOMPSON (DB)

Tackles: _____ 4, 4x, last at Air Force, 9/27/25
 TFL: _____ None
 Sacks: _____ None
 INT: _____ 1 at Air Force, 9/27/25
 PBU: _____ 1, 3x, last vs. Wyoming, 11/29/25

CAREER DEFENSE TOTALS

| | G | UA-A | TT | TFL | SK | PB | FF | FR | INT |
|--------------|-----------|--------------|-----------|------------|------------|----------|----------|----------|----------|
| 2022 | 4 | 9-5 | 14 | 0.0 | 0.0 | 0 | 0 | 0 | 0 |
| 2023 | 8 | 1-0 | 1 | 0.0 | 0.0 | 0 | 0 | 0 | 0 |
| 2024 | 12 | 11-6 | 17 | 0.0 | 0.0 | 1 | 0 | 0 | 0 |
| 2025 | 11 | 10-5 | 15 | 0.0 | 0.0 | 2 | 0 | 0 | 1 |
| Total | 35 | 31-16 | 47 | 0.0 | 0.0 | 3 | 0 | 0 | 1 |

26 NAZAIHAH CARAVALLO (DL)

Tackles: _____ 1 vs. Portland State, 9/13/25
 TFL: _____ None
 Sacks: _____ None
 INT: _____ None
 PBU: _____ None

SEASON DEFENSE TOTALS

| | G | UA-A | TT | TFL | SK | PB | FF | FR | INT |
|------|---|------|----|-----|-----|----|----|----|-----|
| 2025 | 8 | 1-0 | 1 | 0.0 | 0.0 | 0 | 0 | 1 | 0 |

27 MAKANA MEYER (DB)

Tackles: _____ 4 vs. San Diego State, 11/8/25
 TFL: _____ None
 Sacks: _____ None
 INT: _____ None
 PBU: _____ None

CAREER DEFENSE TOTALS

| | G | UA-A | TT | TFL | SK | PB | FF | FR | INT |
|--------------|-----------|-------------|-----------|------------|------------|----------|----------|----------|----------|
| 2023 | 10 | 1-1 | 2 | 0.0 | 0.0 | 0 | 0 | 0 | 0 |
| 2024 | 0 | 0-0 | 0 | 0.0 | 0.0 | 0 | 0 | 0 | 0 |
| 2025 | 10 | 10-4 | 14 | 0.0 | 0.0 | 0 | 0 | 0 | 0 |
| Total | 20 | 11-5 | 16 | 0.0 | 0.0 | 0 | 0 | 0 | 0 |

28 VAIFANUA PEKO (DL)

Tackles: _____ 1, 3x, last vs. Sam Houston, 9/6/25
 TFL: _____ None
 Sacks: _____ None

CAREER DEFENSE TOTALS

| | G | UA-A | TT | TFL | SK | PB | FF | FR | INT |
|--------------|-----------|------------|----------|------------|------------|----------|----------|----------|----------|
| 2024 | 4 | 2-0 | 2 | 0.0 | 0.0 | 0 | 0 | 0 | 0 |
| 2025 | 9 | 0-1 | 1 | 0.0 | 0.0 | 0 | 0 | 0 | 0 |
| Total | 13 | 2-1 | 3 | 0.0 | 0.0 | 0 | 0 | 0 | 0 |

29 KAINOA ONTAI (DB)

Tackles: _____ 1 vs. Portland State, 9/13/25
 TFL: _____ None
 Sacks: _____ None
 INT: _____ None
 PBU: _____ None

SEASON DEFENSE TOTALS

| | G | UA-A | TT | TFL | SK | PB | FF | FR | INT |
|------|---|------|----|-----|-----|----|----|----|-----|
| 2025 | 3 | 0-1 | 1 | 0.0 | 0.0 | 0 | 0 | 0 | 0 |

42 MATTEUS IOANE (LB)

Tackles: _____ 3 vs. San Diego State, 11/8/25
 TFL: _____ None
 Sacks: _____ None
 INT: _____ None
 PBU: _____ None

SEASON DEFENSE TOTALS

| | G | UA-A | TT | TFL | SK | PB | FF | FR | INT |
|------|----|------|----|-----|-----|----|----|----|-----|
| 2025 | 12 | 4-2 | 6 | 0.0 | 0.0 | 0 | 0 | 0 | 0 |

44 AIDEN MCCOMBER (DL)

Tackles: _____ 1, 6x, last vs. Wyoming, 11/29/25
 TFL: _____ None
 Sacks: _____ 1.0 vs. Utah State, 10/11/25
 INT: _____ None

CAREER DEFENSE TOTALS

| | G | UA-A | TT | TFL | SK | PB | FF | FR | INT |
|--------------|-----------|------------|----------|------------|------------|----------|----------|----------|----------|
| 2023 | 2 | 0-0 | 0 | 0.0 | 0.0 | 0 | 0 | 0 | 0 |
| 2024 | 4 | 1-1 | 2 | 0.0 | 0.0 | 0 | 0 | 0 | 0 |
| 2025 | 10 | 3-1 | 4 | 1.0 | 1.0 | 0 | 0 | 0 | 0 |
| Total | 16 | 4-2 | 6 | 1.0 | 1.0 | 0 | 0 | 0 | 0 |

55 ZORAM PETELO (DL)

Tackles: _____ 1 vs. San Diego State, 11/8/25
 TFL: _____ None
 Sacks: _____ None
 INT: _____ None
 PBU: _____ None

SEASON DEFENSE TOTALS

| | G | UA-A | TT | TFL | SK | PB | FF | FR | INT |
|--------------|-----------|------------|----------|------------|------------|----------|----------|----------|----------|
| 2024 | 2 | 0-0 | 0 | 0.0 | 0.0 | 0 | 0 | 0 | 0 |
| 2025 | 10 | 0-1 | 1 | 0.0 | 0.0 | 0 | 0 | 0 | 0 |
| Total | 12 | 0-1 | 1 | 0.0 | 0.0 | 0 | 0 | 0 | 0 |

90 HA'AHEO DELA CRUZ (DL)

Tackles: _____ 1, 2x, last vs. Utah State, 10/11/25
 TFL: _____ None
 Sacks: _____ None

CAREER DEFENSE TOTALS

| | G | UA-A | TT | TFL | SK | PB | FF | FR | INT |
|--------------|-----------|------------|----------|------------|------------|----------|----------|----------|----------|
| 2024 | 2 | 0-0 | 0 | 0.0 | 0.0 | 0 | 0 | 0 | 0 |
| 2025 | 8 | 0-2 | 2 | 1.0 | 0.0 | 0 | 0 | 0 | 0 |
| Total | 10 | 0-2 | 2 | 1.0 | 0.0 | 0 | 0 | 0 | 0 |

91 JOSH SAGAPOLUTELE (DL)

Tackles: _____ 1, 4x, last vs. Portland State, 9/13/25
 TFL: _____ 1.0 vs. Stanford, 8/23/25
 Sacks: _____ None

CAREER DEFENSE TOTALS

| | G | UA-A | TT | TFL | SK | PB | FF | FR | INT |
|--------------|-----------|------------|----------|------------|------------|----------|----------|----------|----------|
| 2024 | 6 | 1-1 | 2 | 0.0 | 0.0 | 0 | 0 | 0 | 0 |
| 2025 | 12 | 1-1 | 2 | 1.0 | 0.0 | 0 | 0 | 0 | 0 |
| Total | 18 | 2-2 | 4 | 1.0 | 0.0 | 0 | 0 | 0 | 0 |

99 QWYN WILLIAMS (DL)

Tackles: _____ 6 at UNLV, 11/21/25
 TFL: _____ 1.5 vs. Sam Houston, 9/6/25
 Sacks: _____ 1.0, 2x, last at Air Force, 9/27/25
 INT: _____ None
 PBU: _____ None

SEASON DEFENSE TOTALS

| | G | UA-A | TT | TFL | SK | PB | FF | FR | INT |
|------|----|-------|----|-----|-----|----|----|----|-----|
| 2025 | 12 | 11-19 | 30 | 3.5 | 2.0 | 0 | 1 | 0 | 0 |

SPECIAL TEAMS

98 SEAN OLVERA-HARLE (PK/P)

FGs Made: _____ None
 FGs Att.: _____ None
 Long: _____ None
 Kickoffs: _____ 6, 2x, last vs. Portland State, 9/13/25
 KO Touchbacks _ 6, 2x, last vs. Portland State, 9/13/25

SEASON KICKOFF TOTALS

| | G | KO | YDS | AVG | TB | OB |
|------|---|----|------|------|----|----|
| 2025 | 5 | 25 | 1475 | 59.0 | 8 | 3 |

FBS BOWL HISTORY

| Date | Bowl | Opponent | Result | Location | Attendance |
|---------------|---|-------------------------|-----------------------|-------------------|------------|
| Dec. 25, 1989 | Jeep Eagle Aloha <i>First appearance in an NCAA-sanctioned postseason bowl game.</i> | Michigan State | L, 13-33 | Honolulu, O'ahu | 50,000 |
| Dec. 30, 1992 | Thrifty Car Holiday <i>First appearance in a U.S. mainland bowl game...win catapults UH in the final polls for first time.</i> | Illinois | W, 27-17 | San Diego, Calif. | 44,457 |
| Dec. 25, 1999 | Jeep O'ahu <i>Win caps an NCAA-record turnaround season as UH finishes 9-4 following an 0-12 campaign in 1998.</i> | Oregon State | W, 23-17 | Honolulu, O'ahu | 40,974 |
| Dec. 25, 2002 | ConAgra Hawai'i <i>UH falls in the inaugural Hawai'i Bowl as the Warriors surrender eight sacks.</i> | Tulane | L, 28-36 | Honolulu, O'ahu | 35,513 |
| Dec. 25, 2003 | Sheraton Hawai'i <i>Longest overtime game in school history as UH outlasts Cougars in three overtimes.</i> | Houston | W, 54-48 (3OT) | Honolulu, O'ahu | 29,005 |
| Dec. 24, 2004 | Sheraton Hawai'i <i>UH scores its most-ever points in a bowl game, led by Timmy Chang who surpasses 17,000 career passing yards.</i> | UAB | W, 59-40 | Honolulu, O'ahu | 38,754 |
| Dec. 24, 2006 | Sheraton Hawai'i <i>Jason Rivers sets an NCAA bowl-game record with 307 receiving yards...Colt Brennan sets school mark with 559 yards passing.</i> | Arizona State | W, 41-24 | Honolulu, O'ahu | 43,435 |
| Jan. 1, 2008 | Allstate Sugar <i>First-ever BCS bowl appearance as UH entered with a 12-0 record...first mainland bowl in 15 years...largest crowd ever for a UH bowl.</i> | Georgia | L, 10-41 | New Orleans, La. | 74,383 |
| Dec. 24, 2008 | Sheraton Hawai'i <i>Sixth bowl appearance in seven years...loss ends a streak of three straight Hawai'i Bowl wins.</i> | Notre Dame | L, 21-49 | Honolulu, O'ahu | 45,718 |
| Dec. 24, 2010 | Sheraton Hawai'i <i>UH suffers third straight bowl loss while giving up a bowl-record 62 points...UH still finishes with a 10-win season.</i> | Tulsa | L, 35-62 | Honolulu, O'ahu | 43,673 |
| Dec. 24, 2016 | Hawai'i <i>UH ends a five-year bowl drought and picks up first bowl win in 10 years...UH sets new bowl record with 35 first-half points.</i> | Middle Tennessee | W, 52-35 | Honolulu, O'ahu | 23,175 |
| Dec. 22, 2018 | SoFi Hawai'i <i>UH held to its lowest scoring output of the season and only 226 yards of total offense.</i> | Louisiana Tech | L, 14-31 | Honolulu, O'ahu | 30,911 |
| Dec. 24, 2019 | SoFi Hawai'i <i>First post-season meeting of former WAC rivals...UH wins behind Cole McDonald's 493 yards passing and 5 total TDs.</i> | Brigham Young | W, 38-34 | Honolulu, O'ahu | 21,582 |
| Dec. 24, 2020 | New Mexico <i>Third mainland bowl game and second win...Calvin Turner with 252 all-purpose yards including a 92-yard KO return.</i> | Houston | W, 28-14 | Frisco, Texas | 2,060 |
| Dec. 24, 2021 | EasyPost Hawai'i <i>Game was cancelled after the Rainbow Warriors pulled out of the game due surge in COVID cases.</i> | Memphis | Cancelled | Honolulu, O'ahu | N/A |

Bowl Appearances: 14 **All-Time Record:** 8-6 **In Hawai'i:** 6-5 **On Mainland:** 2-1

OFFENSE

INDIVIDUAL

Passing

Most Yards: 559, Colt Brennan vs. Arizona State (2006 Hawai'i Bowl)
 Most Completions: 33, Colt Brennan vs. Arizona State (2006 Hawai'i Bowl)
 Most Attempts: 47, Bryant Moniz vs. Tulsa (2010 Hawai'i Bowl)
 Highest Completion Pct.: 78.6 (33-42), Colt Brennan vs. Arizona State (2006 Hawai'i Bowl)
 Most Touchdowns: 5, Timmy Chang vs. Houston (2003 Hawai'i Bowl), Colt Brennan vs. Arizona State (2006 Hawai'i Bowl)
 Longest Pass Play: 79 yards, Colt Brennan to Jason Rivers vs. Arizona State (2006 Hawai'i Bowl)
 Longest Touchdown Pass: 79 yards, Colt Brennan to Jason Rivers vs. Arizona State (2006 Hawai'i Bowl)

Rushing

Most Yards: 170, Diocemy Saint Juste (2016 Hawai'i Bowl)
 Most Carries: 29, Travis Sims vs. Illinois (1992 Holiday Bowl)
 Most Touchdowns: 2, Travis Sims vs. Illinois (1992 Holiday Bowl); Michael Brewster vs. Houston (2003 Hawai'i Bowl)
 Longest Run: 52 yards, Chevan Cordeiro vs. Houston (2020 New Mexico Bowl)
 Longest Rushing Touchdown: 8 yards, Michael Brewster vs. Houston (2003 Hawai'i Bowl)

Receiving

Most Yards: 308, Jason Rivers vs. Arizona State (2006 Hawai'i Bowl)*
 Most Receptions: 14, Jason Rivers vs. Arizona State (2006 Hawai'i Bowl)
 Most Touchdowns: 3, Jason Rivers vs. Houston (2003 Hawai'i Bowl)

TEAM

Most Points Scored: 59 vs. UAB (2004 Hawai'i Bowl)
 Most Points Scored Half: 35 vs. Middle Tennessee (2016 Hawai'i Bowl)
 Least Points Scored: 10 vs. Georgia (2008 Sugar Bowl)
 Most Total Yards: 680 vs. Arizona State (2006 Hawai'i Bowl)
 Fewest Total Yards: 226 vs. Louisiana Tech (2018 Hawai'i Bowl)
 Most Yards Passing: 559 vs. Arizona State (2006 Hawai'i Bowl)
 Fewest Passing Yards: 115 vs. Illinois (1992 Holiday Bowl)
 Most Yards Rushing: 287 vs. Illinois (1992 Holiday Bowl)
 Fewest Rushing Yards: -5 vs. Georgia (2008 Sugar Bowl)
 Most Turnovers: 8 vs. Michigan State (1989 Aloha Bowl)
 Most Interceptions: 5 vs. Tulsa (2010 Hawai'i Bowl)
 Most Fumbles Lost: 4 vs. Michigan State (1989 Aloha Bowl)
 Sacks Allowed: 9 vs. Louisiana Tech (2018 Hawai'i Bowl)

DEFENSE

INDIVIDUAL

Most Tackles: 14, Khoury Bethley vs. Houston (2020 New Mexico Bowl)
 Most Interceptions: 2, Kelvin Millhouse vs. Houston (2003 Hawai'i Bowl)
 Most Sacks: 2, Delmar Johnson vs. Michigan State (1989 Aloha Bowl); Darrell Tautofi vs. UAB (2004 Hawai'i Bowl); Mel Purcell vs. Arizona State (2006 Hawai'i Bowl); Paipai Falemalu vs. Tulsa (2010 Hawai'i Bowl); Khoury Bethley (2020 New Mexico Bowl); Jeremiah Pritchard (2020 New Mexico Bowl)

TEAM

Most Points Allowed: 62 vs. Tulsa (2010 Hawai'i Bowl)
 Least Points Allowed: 14 vs. Houston (2020 New Mexico Bowl)
 Most Total Yards Allowed: 590 vs. UAB (2004 Hawai'i Bowl)
 Fewest Total Yards Allowed: 307 vs. Houston (2020 New Mexico Bowl)
 Most Passing Yards Allowed: 432 vs. Middle Tennessee (2016 Hawai'i Bowl)
 Fewest Passing Yards Allowed: 116 vs. Michigan State (1989 Aloha Bowl)
 Most Rushing Yards Allowed: 225 vs. Michigan State (1989 Aloha Bowl)
 Fewest Rushing Yards Allowed: 58 vs. Houston (2020 New Mexico Bowl)
 Most Turnovers Caused: 3 vs. Houston (2020 New Mexico Bowl); vs. Middle Tennessee (2016 Hawai'i Bowl)
 Most Interceptions: 3 vs. Houston (2020 New Mexico Bowl)
 Most Fumble Recoveries: 2 vs. Arizona State (2006 Hawai'i Bowl); vs. Tulsa (2010 Hawai'i Bowl)
 Sacks: 6 vs. Oregon State (1999 O'ahu Bowl); vs. Michigan State (1989 Aloha Bowl)

SPECIAL TEAMS

INDIVIDUAL

Most Field Goals: 3, Eric Hannum (1999 O'ahu Bowl)
 Longest Field Goal: 45 yards, Jason Elam vs. Illinois (1992 Holiday Bowl)
 Most Punts: 7, Adam Stack vs. Houston (2020 New Mexico Bowl); Stan Gaudion vs. Louisiana Tech (2018 Hawai'i Bowl)
 Longest Punt: 73 yards, Mat McBriar vs. Tulane (2002 Hawai'i Bowl)
 Longest Kickoff Return: 92, Calvin Turner Jr vs. Houston (2020 New Mexico Bowl)
 Longest Punt Return: 59, Chad Owens vs. UAB (2004 Hawai'i Bowl)
 Longest Kickoff Return For A Touchdown: 92, Calvin Turner vs. Houston (2020 New Mexico Bowl)
 Longest Punt Return For A Touchdown: 59, Chad Owens vs. UAB (2004 Hawai'i Bowl)

*NCAA Bowl game record


PAST HAWAII BOWL APPEARANCES

SHERATON HAWAII BOWL vs. CALIFORNIA

2002 CONAGRA FOODS HAWAII BOWL

| | |
|--------|----|
| TULANE | 36 |
| HAWAII | 28 |

December 25, 2002
Aloha Stadium (35,513) ▶ Honolulu, HI



HONOLULU - Tulane rode its Green Wave into Honolulu with a 36-28 victory in the ConAgra Foods Hawaii Bowl at Aloha Stadium.

Tulane (8-5) gained 429 total yards and sacked Warrior quarterbacks eight times to win the program's fourth bowl game. But it was the Tulane special teams that sparked a 30-point second half to overcome a 14-6 halftime deficit.



The Warriors took an early 14-0 lead with touchdown runs by Thero Mitchell and Josh Galeai. The Green Wave settled for two field goals, 22 and 37 yards respectively, by Seth Marler to get on the board before the end of the first half.

In the second half, Tulane used big returns by Lynaris Elpheage, who cut the lead to two with a 60-yard punt return for touchdown and a 56-yard punt return to set up the go-ahead score.

Tulane added to the lead after Warrior quarterback Shawn Withy-Allen fumbled in UH territory. One play later, Mewelde Moore rumbled 25 yards for a touchdown and Tulane had a 26-14 lead.

Hawaii got the ball back just before the end of the third quarter after blocking a field-goal attempt and turned it into a touchdown. Withy-Allen, facing fourth-and-one, tossed a 57-yard strike to Justin Colbert, who turned and dashed untouched to bring the Warriors within five, 26-21.

Tulane answered with a 10-play, 80-yard drive that took 4:32 off the fourth-quarter clock. Withy-Allen hit Colbert on a crossing pattern for a 31-yard score to put the Warriors within reach, but a safety by the Green Wave ended all hopes.

Colbert caught nine passes for 158 yards and two touchdowns in his last game as a Warrior. Withy-Allen completed 18-of-31 passes for 239 yards and two touchdowns.

SCORING SUMMARY

| | | |
|-----------|-----|--|
| 1st 10:34 | UH | T. Mitchell 1-yd run (J. Ayat kick) |
| 2nd 08:35 | UH | J. Galeai 2-yd run (J. Ayat kick) |
| 05:01 | TUL | S. Marler 22-yd field goal |
| 02:28 | TUL | S. Marler 37-yd field goal |
| 3rd 10:44 | TUL | L. Elpheage 60-yd punt return (J.P. Losman pass failed) |
| 06:17 | TUL | J.P. Losman 1-yd run (J.P. Losman rush) |
| 02:16 | TUL | M. Moore 25-yd run (J.P. Losman pass failed) |
| 4th 13:26 | UH | J. Colbert 57-yd pass from S. Withy-Allen (J. Ayat kick) |
| 08:54 | TUL | J.P. Losman 3-yd run (D. Davis pass) |
| 05:12 | UH | J. Colbert 31-yd pass from S. Withy-Allen (J. Ayat kick) |

TEAM STATISTICS

| | HAWAII | TULANE |
|---------------------------|---------|---------|
| FIRST DOWNS | 23 | 25 |
| RUSHES-YARDS (NET) | 22-66 | 44-144 |
| PASSING YDS (NET) | 363 | 240 |
| Passes Att-Comp-Int | 52-32-1 | 39-20-0 |
| TOTAL OFFENSE PLAYS-YARDS | 74-429 | 83-384 |

RUSHING: Hawaii-T. Mitchell 5-38; S. Withy-Allen 9-21; J. West 2-9; J. Galeai 1-2; C. Owens 1-0; T. Chang 4-minus 4. Tulane-M. Moore 30-116; J.P. Losman 12-21; D. Joseph 1-6; K. Coleman 1-1.

PASSING: Hawaii-S. Withy-Allen 18-31-1-239; T. Chang 14-21-0-124. Tulane-J.P. Losman 20-39-0-240.

RECEIVING: Hawaii-J. Colbert 9-158; J. Cockheran 9-87; N. Ilaoa 4-34; C. Owens 3-12; B. Komine 2-36; C. Herbert 2-20; J. West 1-14; K. Jackson 1-4; T. Mitchell 1-minus 2. Tulane-M. Moore 6-80; N. Narcisse 5-64; C. Bush 3-43; C. Davis 2-28; B. Hoover 1-20; D. Davis 1-6; T. Smith 1-0; L. Elpheage 1-minus 1.

2003 SHERATON HAWAII BOWL

| | | |
|---------|----|-----|
| HOUSTON | 48 | 30T |
| HAWAII | 54 | |

December 25, 2003
Aloha Stadium (29,005) ▶ Honolulu, HI



HONOLULU - An all-world performance by quarterback Timmy Chang and a defense that came up with timely big plays and three overtimes amounted to a 54-48 Hawaii win over Houston in front of 29,005 in the Sheraton Hawaii Bowl on Dec. 25 at Aloha Stadium.



Chang came off the bench to throw for 475 yards and five touchdowns on 26-of-42 passing, and Kelvin Millhouse Jr. snagged two interceptions, one that led to the go-ahead touchdown, to help Hawaii win its second bowl game in three tries under head coach June Jones.

Chang completed passes to eight different receivers, most notably to senior Jeremiah Cockheran, who finished with five catches for a game-high 162 yards, and true freshman Jason Rivers, who had a career night with seven catches for 143 yards and three TDs.

Quarterback Kevin Kolb, who finished 19-of-34 for 332 yards and two TDs, led the Cougars to a quick 10-0 lead. UH answered back with a Nolan Miranda field goal and Chang-to-Clifton Herbert 48-yard touchdown.

Houston took a 20-13 lead at the break, but the Warrior defense and Chang responded. The defense forced two punts and two interceptions, while Chang connected on 8-of-12 for 191 yards and two scores to take the lead, 27-20, at the end of the third.

Houston scored 14 points in the fourth, including the tying TD with 22 seconds left in regulation. The teams matched touchdowns in two overtimes and Michael Brewster scored the game-winner on an 8-yard run to leave it up to the Warrior defense, which held Houston to four-and-out on the final stand.

SCORING SUMMARY

| | | |
|-----------|-----|---|
| 1st 11:53 | HOU | C. McCullar 34-yd pass from K. Kolb (D. Bell kick) |
| 09:05 | HOU | D. Bell 21-yd field goal |
| 05:48 | UH | N. Miranda 19-yd field goal |
| 2nd 14:28 | UH | C. Herbert 48-yd pass from T. Chang (N. Miranda kick) |
| 11:16 | HOU | J. Battle 2-yd run (D. Bell kick) |
| 04:42 | HOU | D. Bell 35-yd field goal |
| 01:53 | UH | N. Miranda 29-yd field goal |
| 3rd 13:23 | UH | M. Brewster 1-yd run |
| 04:35 | UH | J. Rivers 7-yd pass from Chang, T. (N. Miranda kick) |
| 4th 14:18 | HOU | J. Battle 2-yd run (D. Bell kick) |
| 09:51 | UH | J. Rivers 4-yd pass from T. Chang (N. Miranda kick) |
| 00:22 | HOU | V. Marshall 81-yd pass from K. Kolb (D. Bell kick) |
| 10T 15:00 | UH | B. Komine 11-yd pass from T. Chang (N. Miranda kick) |
| 15:00 | HOU | A. Evans 6-yd run (D. Bell kick) |
| 20T 15:00 | HOU | J. Battle 4-yd run (D. Bell kick) |
| 15:00 | UH | J. Rivers 18-yd pass from T. Chang (N. Miranda kick) |
| 30T 15:00 | UH | M. Brewster 8-yd run (T. Chang pass failed) |

TEAM STATISTICS

| | HOUSTON | HAWAII |
|---------------------------|---------|---------|
| FIRST DOWNS | 21 | 26 |
| RUSHES-YARDS (NET) | 54-185 | 38-114 |
| PASSING YDS (NET) | 332 | 527 |
| Passes Att-Comp-Int | 34-19-2 | 47-29-1 |
| TOTAL OFFENSE PLAYS-YARDS | 88-517 | 85-641 |

RUSHING: Houston-J. Battle 19-124; A. Evans 22-66; M. Schirmer 2-8; K. Kolb 8-7; V. Marshall 2-minus 9. Hawaii-M. Brewster 14-79; J. West 6-33; M. Bass 6-27; J. Whieldon 5-12; T. Chang 6-minus 36.

PASSING: Houston-K. Kolb 19-34-2-332. Hawaii-T. Chang 26-42-1-475; J. Whieldon 3-5-0-52.

RECEIVING: Houston-V. Marshall 7-157; C. McCullar 5-103; B. Middleton 3-25; J. Pritchett 2-31; K. Kolb 1-8; M. Hopkins 1-8. Hawaii-J. Rivers 7-143; B. Komine 7-73; J. Cockheran 5-162; M. Brewster 3-40; G. Welch 3-31; S. Poumele 2-27; C. Herbert 1-48; M. Bass 1-3.

PAST HAWAI'I BOWL APPEARANCES

SHERATON HAWAI'I BOWL vs. CALIFORNIA

2004 SHERATON HAWAI'I BOWL

| | |
|---------|----|
| UAB | 40 |
| HAWAI'I | 59 |

December 24, 2004
Aloha Stadium (38,754) ▶ Honolulu, HI



HONOLULU - Hawai'i outscored Alabama-Birmingham (UAB), 31-14, in the second half to win the Sheraton Hawai'i Bowl, 59-40, Dec. 24 at Aloha Stadium. A crowd of 38,754 filled the stands, then the largest in Sheraton Hawai'i Bowl history.



Quarterback Timmy Chang threw for 405 (31-of-46) yards and four touchdowns, and rushed for another, while slot receiver Chad Owens caught eight passes for 114 yards and two touchdowns, and scored another on a 59-yard punt return, to put an exclamation point on both storied careers. The two were named the game's co-MVPs.

The teams traded scoring and UAB's Nick Hayes added a 36-yard field goal to make it 28-26 at halftime.

The Warriors took control in the second half. Chang threw a 15-yard strike to Owens to put Hawai'i ahead, 35-26. The pass put Chang over the 17,000-yard mark as college football's career passing leader. Four minutes later, Owens returned a punt for a 59-yard score down the near sideline to put the Warriors up, 42-26.

Justin Ayat added a 43-yard field goal, but quarterback Darrell Hackney managed an 80-yard drive and scored on a 4-yard touchdown rush to bring the score to 45-33, heading into the fourth quarter.

Chang helped put the game out of reach, putting together a 15-play, 85-yard drive, capped by a 4-yard touchdown scramble with 9:05 left to play. Hackney hit Lance Rhodes for a 17-yard touchdown to cut the Warrior lead to 12 with 2:05 left in the game, but Britton Komine returned the onside kick 42 yards to the house to end all hopes for the Blazers.

SCORING SUMMARY

| | | |
|-----------|-----|---|
| 1st 11:06 | UAB | R. White 51-yd pass from D. Hackney (N. Hayes kick blocked) |
| 10:45 | UH | J. Rivers 74-yd pass from T. Chang (J. Ayat kick) |
| 08:19 | UAB | D. Burks 4-yd run (N. Hayes kick) |
| 05:32 | UH | W. Keliikipi 4-yd run (J. Ayat kick) |
| 03:57 | UH | G. Welch 29-yd pass from T. Chang (J. Ayat kick) |
| 2nd 13:43 | UAB | N. Hayes 22-yd field goal |
| 09:14 | UH | C. Owens 13-yd pass from T. Chang (J. Ayat kick) |
| 06:03 | UAB | N. Drinkard 10-yd run (N. Hayes kick) |
| 00:03 | UAB | N. Hayes 36-yd field goal |
| 3rd 11:47 | UH | C. Owens 15-yd pass from T. Chang (J. Ayat kick) |
| 07:44 | UH | C. Owens 59-yd punt return (J. Ayat kick) |
| 03:41 | UH | J. Ayat 43-yd field goal |
| 00:21 | UAB | D. Hackney 4-yd run (N. Hayes kick) |
| 4th 09:40 | UH | T. Chang 4-yd run (J. Ayat kick) |
| 02:06 | UAB | L. Rhodes 17-yd pass from D. Hackney (N. Hayes kick) |
| 01:55 | UH | B. Komine 42-yd kickoff return (J. Ayat kick) |

TEAM STATISTICS

| | HAWAI'I | UAB |
|---------------------------|---------|---------|
| FIRST DOWNS | 23 | 31 |
| RUSHES-YARDS (NET) | 16-84 | 36-173 |
| PASSING YDS (NET) | 405 | 417 |
| Passes Att-Comp-Int | 47-31-0 | 54-31-1 |
| TOTAL OFFENSE PLAYS-YARDS | 63-489 | 90-590 |

RUSHING: Hawai'i-M. Brewster 7-60; W. Keliikipi 6-27; T. Chang 3-minus 3. UAB-D. Burks 14-55; C. White 8-53; N. Drinkard 5-36; M. Elliott 4-26; D. Hackney 5-3.


PASSING: Hawai'i-T. Chang 31-46-0-405; J. Rhode 0-1-0-0. UAB-D. Hackney 31-54-1-417.

RECEIVING: Hawai'i-J. Rivers 11-148; C. Owens 8-114; G. Welch 6-85; B. Komine 4-44; W. Keliikipi 2-14. UAB-R. White 6-113; B. Chavez 5-81; N. Drinkard 5-58; L. Rhodes 4-64; C. Duncan 3-28; D. Burks 3-20; R. Lindsey 3-19; C. White 2-34.

2006 SHERATON HAWAI'I BOWL

| | |
|---------------|----|
| HAWAI'I | 41 |
| ARIZONA STATE | 24 |

December 24, 2006
Aloha Stadium (43,435) ▶ Honolulu, HI



HONOLULU - The largest crowd in Sheraton Hawai'i Bowl history (43,435) saw Hawai'i score 38 second-half points to defeat Arizona State, 41-24, Dec. 24 at Aloha Stadium.



Warrior quarterback Colt Brennan threw for a school-record 559 yards (33 of 42) and five touchdowns, giving him 58 touchdown passes on the season, a new NCAA record. Jason

Rivers tied the school record with 14 catches for a school- and NCAA bowl game-record 308 yards and two touchdowns. Both were named Sheraton Hawai'i Bowl co-Most Valuable Players, along with Arizona State's Ryan Torain who finished the game with 18 carries for 160 yards and one touchdown.

For the first time since opening day, Hawai'i (11-3) did not score a touchdown in the first half, squandering scoring opportunities, a missed field goal in the first quarter and an interception in the second, allowing Arizona State to take a 10-3 halftime lead.

But the Warriors erupted for 21 points in the third quarter when Brennan threw touchdown strikes to Rivers (38 yards), and two to Ryan Grice-Mullen (7 and 36 yards, respectively) to take a 24-10 lead heading into the fourth quarter. Grice-Mullen finished with eight catches for 111 yards and two touchdowns.

Dan Kelly added a 43-yard field goal before Arizona State (7-6) scored 14 straight points to cut the Warrior lead to three, 27-24, with 10:25 left to play.

But Brennan and the Warrior offense were not finished. Brennan found Davone Bess for a 21-yard touchdown to cap an 80-yard drive, and Rivers capped a 95-yard drive with a 79-yard touchdown catch-and-run to seal the win.

SCORING SUMMARY

| | | |
|-----------|-----|--|
| 1st 01:59 | ASU | J. Ainsworth 44-yd field goal |
| 2nd 12:35 | UH | D. Kelly 42-yd field goal |
| 05:21 | ASU | B. Smith 37-yd pass from R. Carpenter (J. Ainsworth kick) |
| 3rd 12:29 | UH | J. Rivers 38-yd pass from C. Brennan (D. Kelly kick) |
| 08:46 | UH | R. Grice-Mullen 7-yd pass from C. Brennan (D. Kelly kick) |
| 02:14 | UH | R. Grice-Mullen 36-yd pass from C. Brennan (D. Kelly kick) |
| 4th 13:04 | UH | D. Kelly 43-yd field goal |
| 12:21 | ASU | R. Torain 12-yd run (J. Ainsworth kick) |
| 10:25 | ASU | M. Jones 4-yd pass from R. Carpenter (J. Ainsworth kick) |
| 05:16 | UH | D. Bess 21-yd pass from C. Brennan (D. Kelly kick) |
| 02:01 | UH | J. Rivers 79-yd pass from C. Brennan (D. Kelly kick) |

TEAM STATISTICS

| | HAWAI'I | ASU |
|---------------------------|---------|---------|
| FIRST DOWNS | 32 | 18 |
| RUSHES-YARDS (NET) | 27-121 | 36-200 |
| PASSING YDS (NET) | 559 | 191 |
| Passes Att-Comp-Int | 42-33-1 | 26-13-0 |
| TOTAL OFFENSE PLAYS-YARDS | 69-680 | 62-391 |

RUSHING: Hawai'i-N. Ilaoa 18-97; C. Brennan 7-15; R. Mauia 2-9. ASU-R. Torain 18-160; D. Nance 7-21; S. DeWitty 3-17; K. Herring 3-9; R. Carpenter 5-minus 7.

PASSING: Hawai'i-C. Brennan 33-42-1-559. ASU-R. Carpenter 13-26-0-191.

RECEIVING: Hawai'i-J. Rivers 14-308; R. Grice-Mullen 8-111; D. Bess 5-65; N. Ilaoa 4-56; C. Mock 1-15; I. Sample 1-4. ASU-M. Jones 5-72; S. DeWitty 2-35; R. Torain 2-28; B. Smith 1-37; C. McGaha 1-8; B. Miller 1-8; Z. Miller 1-3.

PAST HAWAI'I BOWL APPEARANCES

SHERATON HAWAI'I BOWL vs. CALIFORNIA

2008 SHERATON HAWAI'I BOWL

| | |
|------------|----|
| HAWAI'I | 21 |
| NOTRE DAME | 49 |

December 24, 2008
Aloha Stadium (45,718) ▶ Honolulu, HI



HONOLULU – Hawai'i concluded its 2008 campaign with a 49-21 loss to Notre Dame in the Sheraton Hawai'i Bowl Christmas Eve at Aloha Stadium. UH finished the year with a 7-7 record.



Making its sixth bowl appearance in the last seven years, the Warriors could do little to contain the Fighting Irish who finished with a 7-6 mark. The loss ended a string of three

straight Hawai'i Bowl wins for UH dating back to 2003.

Jimmy Clausen passed for 401 yards and five touchdowns to end Notre Dame's nine-game bowl losing streak and give the Fighting Irish their first bowl win in 15 years. Clausen, who passed for 302 yards and three touchdowns in the first half, completed 22-of-26 passes en route to co-MVP honors.

Clausen shared the MVP award with sophomore receiver Golden Tate, his primary target, who hauled in six passes for 177 yards. Tate caught touchdown passes of 69, 18 and 40 yards. The three touchdown receptions tied a Hawai'i Bowl record.

Senior wide receiver Aaron Bain earned bowl MVP honors for Hawai'i after scoring two touchdowns on the day. Bain finished with career-highs in receptions (8) and yards (109). Junior quarterback Greg Alexander finished 23-of-39 for 261 yards for UH. Senior Solomon Elimimian, the school's all-time leader in tackles, led UH with nine stops, including one sack.

UH made it a 14-7 game when Bain scored on a 10-yard connection from Alexander midway through the second quarter. It was all Irish after that. Notre Dame answered right back on its next possession with a 69-yard bomb from Clausen to Tate to move its cushion to two touchdowns and begin a string of 28 unanswered points by the Fighting Irish.

SCORING SUMMARY

| | | |
|-----------|----|--|
| 1st 03:07 | ND | Hughes 2-yd run (Walker kick) |
| 2nd 10:25 | ND | Grimes 14-yd pass from Clausen (Walker kick) |
| 08:12 | UH | Bain 10-yd pass from Alexander (Kelly kick) |
| 06:49 | ND | Tate 69-yd pass from Clausen (Walker kick) |
| 00:01 | ND | Tate 18-yd pass from Clausen (Walker kick) |
| 3rd 10:50 | ND | Allen 18-yd pass from Clausen (Walker kick) |
| 07:22 | ND | Tate 40-yd pass from Clausen (Walker kick) |
| 04:25 | UH | Bain 21-yd pass from Alexander (Kelly kick) |
| 04:12 | ND | Allen 96-yd kickoff return (Walker kick) |
| 4th 01:45 | UH | Washington 27-yd pass from Funaki (Kelly kick) |

TEAM STATISTICS

| | ND | HAWAI'I |
|---------------------------|---------|---------|
| FIRST DOWNS | 23 | 22 |
| RUSHES-YARDS (NET) | 34-65 | 19-32 |
| PASSING YDS (NET) | 413 | 326 |
| Passes Att-Comp-Int | 28-24-0 | 44-28-1 |
| TOTAL OFFENSE PLAYS-YARDS | 62-478 | 63-358 |

INDIVIDUAL LEADERS

RUSHING: Notre Dame-Hughes 17-55; Gray, J. 5-13; Allen 4-9; Aldridge 1-0; Sharpley 2-0; Clausen 2-Minus 6; Team 3-Minus 6. Hawai'i-Kealoha Pilares 2-19; Inoke Funaki 1-15; Daniel Libre 1-12; Leon Wright-Jackson 1-1; David Farmer 1-1; Greg Alexander 13-Minus 16.


PASSING: Notre Dame-Clausen 22-26-0-401; Sharpley 2-2-0-12. Hawai'i-Greg Alexander 23-39-1-261; Inoke Funaki 5-5-0-65.

RECEIVING: Notre Dame-Tate 6-177; Rudolph 4-78; Grimes 4-34; Hughes 3-27; Kamara 3-21; Allen 2-59; Floyd 2-17. Hawai'i-Aaron Bain 8-109; Greg Salas 7-76; Michael Washington 6-96; Malcolm Lane 4-29; Kealoha Pilares 3-16.

2010 SHERATON HAWAI'I BOWL

| | |
|---------|----|
| HAWAI'I | 35 |
| TULSA | 62 |

December 24, 2010
Aloha Stadium (43,673) ▶ Honolulu, HI



HONOLULU – A turnover-riddled Hawai'i team fell to Tulsa, 62-35, in the Sheraton Hawai'i Bowl Christmas Eve at Aloha Stadium. The Warriors finished the season with a 10-4 mark.



Tulsa scored 24 points off of six UH turnovers in the first half, including two interception returns for touchdowns. UH limited the dangerous

Tulsa offense to just 94 yards and five first downs in the first half but the Golden Hurricane took advantage of an error-prone Warrior offense to stake a 27-14 halftime lead, a lead they would not relinquish.

Hawai'i ended the game with a 550-531 advantage in yards, but still lost handily while giving up their most points since a 63-17 loss to No. 1 USC in 2005.

Tulsa All-American Damaris Johnson earned bowl MVP honors for Tulsa (10-3) after racking up 326 all-purpose yards. Johnson tallied 94 yards rushing, 101 receiving and 127 in returns en route to setting a new NCAA career mark in all-purpose yardage. Meanwhile, playing his final game as a Warrior, senior Greg Salas recorded 13 catches for a career-high 214 yards and two touchdowns.

Curnelius Arnick had two interceptions, including a 54-yard touchdown return in the second quarter to lead a Tulsa defense that recorded five interceptions.

Both offenses got into gear in the second half and the Warriors cut the Golden Hurricane lead to just six points on two occasions in the third quarter. However, Tulsa pulled away with a pair of touchdowns—a Johnson 67-yard run and a Thomas Roberson 47-yard reception—to take a 20-point lead into the fourth quarter.

SCORING SUMMARY

| | | |
|-----------|-----|---|
| 1st 12:29 | TLS | Singleton 3-yd run (Fitzpatrick kick) |
| 01:29 | TLS | Fitzpatrick 42-yd field goal |
| 2nd 12:54 | UH | Austin 1-yd run (Enos kick) |
| 11:08 | TLS | Flanders 54-yd interception return (Fitzpatrick kick) |
| 09:34 | TLS | Arnick 54-yd interception return (Fitzpatrick kick) |
| 02:20 | UH | Salas 18-yd pass from Moniz (Enos kick) |
| 00:16 | TLS | Fitzpatrick 28-yd field goal |
| 3rd 07:28 | UH | Salas 5-yd pass from Moniz (Enos kick) |
| 06:57 | TLS | Owens 15-yd pass from Kinne (Fitzpatrick kick) |
| 05:47 | UH | Green 1-yd run (Enos kick) |
| 04:57 | TLS | D. Johnson 67-yd run (Fitzpatrick kick) |
| 03:12 | TLS | Roberson 47-yd pass from Kinne (Fitzpatrick kick) |
| 4th 09:27 | UH | Pollard 33-yd pass from Moniz (Enos kick) |
| 07:00 | TLS | Singleton 3-yd run (Fitzpatrick kick) |
| 01:16 | TLS | D. Johnson 9-yd pass from Kinne (Fitzpatrick kick) |

| | TLS | UH |
|---------------------------|---------|---------|
| FIRST DOWNS | 18 | 28 |
| RUSHES-YARDS (NET) | 31-188 | 27-71 |
| PASSING YDS (NET) | 343 | 479 |
| Passes Att-Comp-Int | 32-17-0 | 56-30-5 |
| TOTAL OFFENSE PLAYS-YARDS | 63-531 | 83-550 |

INDIVIDUAL LEADERS

RUSHING: Tulsa-Johnson 5-98; Clay 4-62; Singleton 3-8; Carter 1-8; Watts 3-7; Kinne 13-4; Douglas 1-2; Team 1-minus 1. Hawai'i-Green 13-31; Moniz 11-26; Heun 2-13; Austin 1-1.

PASSING: Tulsa-Kinne 17-31-0-343; Cole 0-1-0-0. Hawai'i-Moniz 24-47-4-411; Austin 6-9-1-68.

RECEIVING: Tulsa-Johnson, D. 4-101; Johnson, T. 2-71; Roberson 2-63; Clay 2-38; Owens 2-23; Watts 2-14; Johnson 1-17; Williams 1-12; Carter 1-4. Hawai'i-Salas 13-214; Pollard 8-129; Stutzmann 3-23; Ostrowski 2-72; Blount 2-13; Green 1-20; Dimude 1-8.

2016 HAWAI'I BOWL

| | |
|------------------|----|
| HAWAI'I | 52 |
| MIDDLE TENNESSEE | 35 |

December 24, 2016
Aloha Stadium (23,175) ▶ Honolulu, HI



HONOLULU - Hawai'i capped a turnaround 2016 season by winning a thrilling 52-35 shootout over Middle Tennessee in the Hawai'i Bowl Christmas Eve at Aloha Stadium.



UH reached seven wins under first-year head coach Nick Rolovich—its highest total since 2010—and halted a string of five straight losing seasons. UH also picked up its first win in the post-season since the 2006 Hawai'i Bowl.

They did it in rousing fashion scoring a season-high 52 points with big plays coming from all three phases of the game. Most Outstanding Player Dru Brown threw for 274 yards and accounted for five UH touchdowns - four through the air and one on the ground. Junior running back Diocemy Saint Juste paced UH on the ground with 170 yards - a new UH bowl record - and a total that put him over 1,000 yards for the season.

Meanwhile, the Rainbow Warrior defense played a key role in the win, forcing three turnovers that led to 21 UH points. One of those was a 68-yard interception return by Trayvon Henderson in the second quarter that completed a streak of 28 unanswered points by the Warriors.

Middle Tennessee (8-5) came into the game with one of the most potent offenses in the nation and they wasted little time jumping on the Rainbow Warriors. MT racked up 144 yards and two touchdowns on a pair of drives that put them up 14-0 just five minutes into the game.

But after a slow start, it was the UH defense that sparked a Warrior resurgence. Ikem Okeke's sack and forced fumble, Jalen Roger's interception, and Henderson's pick-six all played a part in parlaying a 14-0 deficit into a 28-14 lead. The Warriors eventually took a 35-21 advantage into the locker room, setting a new Hawai'i Bowl record for most points in the first half.

SCORING SUMMARY

| | | | |
|-----|-------|----|--|
| 1st | 12:09 | MT | MATHERS 20 yd run (ROOKER kick), 4-74 1:26, MT 7 - UH 0 |
| | 09:46 | MT | JAMES 51 yd pass from STOCKSTILL (ROOKER kick), 2-70 0:45, MT 14 - UH 0 |
| | 04:09 | UH | 'UNGA 18 yd pass from BROWN (SANCHEZ kick), 1-18 0:05, MT 14 - UH 7 |
| | 02:39 | UH | LAKALAKA 1 yd run (SANCHEZ kick), 3-45 0:22, MT 14 - UH 14 |
| 2nd | 11:43 | UH | BROWN 2 yd run (SANCHEZ kick), 8-80 4:01, MT 14 - UH 21 |
| | 07:30 | UH | HENDERSON 68 yd interception return (SANCHEZ kick), MT 14 - UH 28 |
| | 01:41 | MT | LEE 3 yd pass from STOCKSTILL (ROOKER kick), 6-82 1:40, MT 21 - UH 28 |
| | 00:22 | UH | KEMP 39 yd pass from BROWN (SANCHEZ), 5-55 1:13, MT 21 - UH 35 |
| 3rd | 09:46 | UH | SANCHEZ 23 yd field goal, 8-53 3:32, MT 21 - UH 38 |
| | 07:51 | MT | ANDREWS 10 yd pass from STOCKSTILL (ROOKER kick), 7-75 1:55, MT 28 - UH 38 |
| | 01:15 | UH | 'UNGA 12 yd pass from BROWN (SANCHEZ kick), 12-75 6:36, MT 28 - UH 45 |
| 4th | 10:09 | MT | LEE 13 yd pass from STOCKSTILL (ROOKER kick), 3-55 1:15, MT 35 - UH 45 |
| | 03:31 | UH | COLLIE 4 yd pass from BROWN (SANCHEZ kick), 11-84 6:33, MT 35 - UH 52 |

TEAM STATISTICS

| | MT | HAWAI'I |
|---------------------------|---------|---------|
| FIRST DOWNS | 29 | 18 |
| RUSHES-YARDS (NET) | 23-110 | 42-205 |
| PASSING YDS (NET) | 432 | 295 |
| Passes Att-Comp-Int | 51-30-2 | 31-21-0 |
| TOTAL OFFENSE PLAYS-YARDS | 74-542 | 73-500 |

RUSHING: Hawai'i-Saint Juste, D. 25-170; Harris, Paul 4-31; Brown, Dru 9-23; Lakalaka, S. 2-1. MT-Mathers, I. 12-57; James, Richie 6-39; Stockstill, B. 3-8; Andrews, Dennis 2-6.

PASSING: Hawai'i-Brown, Dru 20-30-0-274. MT-Stockstill, B. 30-51-2-432.

RECEIVING: Hawai'i-Ursua, John 6-120; Collie, Dylan 4-17; Kemp, Marcus 3-64; 'Unga, M. 3-54; Barker, Ammon 1-21; Ewaliko, Keelan 1-12; Camansee-Stevens 1-6; Saint Juste, D. 1-2. MT- Lee, Ty 10-100; James, Richie 8-162; Andrews, Dennis 4-58; Mathers, I. 4-44; Bruce, Jocquez 2-31; Windham, CJ 1-25; West, Terelle 1-12.

2018 SoFi HAWAI'I BOWL

| | |
|----------------|----|
| HAWAI'I | 14 |
| LOUISIANA TECH | 31 |

December 22, 2018
Aloha Stadium (30,911) ▶ Honolulu, HI



HONOLULU - Hawai'i hit a defensive roadblock by Louisiana Tech in a 31-14 loss in the 2018 SoFi Hawai'i Bowl at Aloha Stadium.



The Rainbow Warriors (8-6) totaled only 226 yards of total offense and were held to their lowest scoring output of the season. UH dropped to 4-4 all-time in the SoFi Hawai'i Bowl while the Bulldogs won their fifth consecutive bowl game.

Hawai'i played without wide receiver John Ursua who did not suit up due to an undisclosed injury. UH allowed a season-high nine sacks, including 2.5 to Jaylon Ferguson, who became the NCAA's all-time sack leader in the contest. Ferguson was named LA Tech's Most Outstanding Player along with Hawai'i's Kendall Hune, who recovered a fumble and recorded his first career interception.

After a low-scoring first half, LA Tech (8-5) reeled off 21 unanswered points - on three straight possessions in the third quarter to put the game away. J'Mar Smith threw a touchdown to Jaqwis Dancy and ran in a touchdown from four yards out just before the end of the quarter for a 24-7 lead.

UH freshman Chevan Cordeiro, who came off the bench for a struggling Cole McDonald, threw an interception on Hawai'i's opening possession of the second half and the Bulldogs took advantage with a five-yard touchdown run by Israel Tucker.

UH would not go down without a fight, blocking a Bulldog punt that set up a seven-yard touchdown from McDonald to Marcus Armstrong-Brown, pulling the Warriors to within 24-14. But that was as close as UH would get as Tech iced the game with a 39-yard touchdown by Kam McKnight.

SCORING SUMMARY

| | | | |
|-----|-------|----|--|
| 1st | 01:08 | LT | Hale 24-yd field goal |
| 2nd | 08:20 | UH | Sharsh 24-yd pass from Cordeiro (Meskell kick) |
| 3rd | 10:27 | LT | Tucker 5-yd run (Hale kick) |
| | 04:44 | LT | Dancy 58-yd pass from Smith (Hale kick) |
| | 00:55 | LT | Smith 4-yd run (Hale kick) |
| 4th | 06:14 | UH | Armstrong-Brown 7-yd pass from McDonald (Meskell kick) |
| | 03:45 | LT | McKnight 39-yd run (Hale kick) |

TEAM STATISTICS

| | LT | HAWAI'I |
|---------------------------|---------|---------|
| FIRST DOWNS | 21 | 17 |
| RUSHES-YARDS (NET) | 38-168 | 32-58 |
| PASSING YDS (NET) | 285 | 168 |
| Passes Att-Comp-Int | 31-19-1 | 34-17-3 |
| TOTAL OFFENSE PLAYS-YARDS | 69-453 | 66-226 |

RUSHING: Hawai'i - F. Holly 9-57; D. Furuta 3-9; G. Ito 2-8; M. Reed 1-4; Cordeiro 7 - (-9); McDonald 10 - (-11). La Tech - J. Dancy 15-57; I. Tucker 10-44; K. McKnight 2-38, J. Smith 7-21; A. Smith 1-16; Team 2 - (-3); P. Okorie 1 - (-5).

PASSING: Hawai'i - C. McDonald 10-20-2-85; C. Cordeiro 7-14-1-83. La Tech - J. Smith 19-31-1-285.

RECEIVING: Hawai'i - M. Armstrong-Brown 7-59; J. Sharsh; Byrd 3-31; G. Ito 1-6; D. Furuta 1-5. La Tech - T. Veal 8-107; A. Hardy 6-93; J. Dancy 2-63; A. Smith 2-14; I. Tucker 1-8.

| | | |
|-------------------------------|-----------|--|
| 2019 SoFi HAWAI'I BOWL | | |
| HAWAI'I | 38 | |
| BYU | 34 | |

| | | |
|-----------------------------------|------------------|--|
| 2021 EASYPOST HAWAI'I BOWL | | |
| HAWAI'I | CANCELLED | |
| MEMPHIS | - | |

December 24, 2019
Aloha Stadium (21,582) ▶ Honolulu, HI



HONOLULU - Hawai'i capped a memorable 2019 campaign with a dramatic 38-34 win over Brigham Young in the SoFi Hawai'i Bowl. Quarterback Cole McDonald's touch-down pass to Nick Mardner with 1:17 left and safety Khoury Bethley's second interception of the game in the closing seconds sealed the win.



McDonald, who garnered Most Valuable Player honors, finished with five total touchdowns – four passing and one rushing – and threw for a career-high 493 yards on 28-of-46 passing. Bethley tallied a career-high 10 tackles along with his two picks.

The Rainbow Warriors (10-5) finished with 10 wins for the first time since 2010 and for just the seventh time in school history. The Warriors also snapped a five-game skid against BYU.

After an explosive first half in which the Rainbow Warriors led 31-24, UH went scoreless in the second half until Mardner's touchdown. The redshirt freshman was relatively quiet until Hawai'i's final drive, catching a 38-yarder on 3rd-and-1 and the 24-yard touchdown on the very next play.

In the first-ever postseason meeting between the former WAC rivals, the first half featured 55 combined points. The teams combined for more than 600 yards of offense in the first half alone. McDonald passed for 331 yards and three touchdowns – two to Smart – while BYU quarterback Wilson threw for 209 yards.

Wilson finished with 274 yards passing and 72 yards rushing and two scores. The Cougars held a dominant advantage on the ground, rushing for 231 yards compared to 2 for the Warriors.

BYU, which trailed throughout the first half, tied the score at 31 on its first possession of the second half on Wilson's 2-yard touchdown run. Jake Oldroyd's 20-yard field goal at the start of the fourth quarter gave the Cougars their first lead of the game.

SCORING SUMMARY

| | | | |
|-----|-------|----|--|
| 1st | 7:32 | UH | Smart 7-yd pass from McDonald (Meskell PAT) |
| | 4:55 | UH | Smart 40-yd pass from McDonald (Meskell PAT) |
| | 0:54 | BY | Katoa 1-yd rush (Oldroyd PAT) |
| 2nd | 13:33 | UH | McDonald 1-yd rush (Meskell PAT) |
| | 9:42 | BY | Wilson 1-yd rush (Oldroyd PAT) |
| | 5:50 | UH | Meskell 46-yd field goal |
| | 3:16 | BY | Simon 11-yd rush (Oldroyd PAT) |
| | 1:16 | UH | Sharsh 18-yd pass from McDonald (Meskell PAT) |
| | 0:18 | BY | Oldroyd 37-yd field goal |
| 3rd | 11:58 | BY | Wilson 2-yd rush (Oldroyd PAT) |
| 4th | 14:37 | BY | Oldroyd 20-yd field goal |
| | 1:17 | UH | Mardner 24-yd pass from McDonald (Meskell PAT) |

TEAM STATISTICS

| | BYU | HAWAI'I |
|---------------------------|------------|----------------|
| FIRST DOWNS | 29 | 19 |
| RUSHES-YARDS (NET) | 40-231 | 27-2 |
| PASSING YDS (NET) | 274 | 493 |
| Passes Att-Comp-Int | 41-24-2 | 47-28-0 |
| TOTAL OFFENSE PLAYS-YARDS | 81-505 | 74-495 |

RUSHING: UH - Reed 10-17; Sharsh 1-3; Byrd II 1-2; Furuta 1-1. BYU - Allgeier 8-77; Wilson 14-72; Katoa 11-51; Hito 3-12.

PASSING: UH - McDonald 28-46-0-493. BYU - Wilson 24-40-2-274.

RECEIVING: UH - Ward 7-159; Smart 7-142; Sharsh 7-90; Byrd II 3-29; Mardner 2-62; Victor 1-6; Reed 1-5. BYU - Bushman 6-91; Simon 5-56; Hifo 5-44; Milne 3-54; Shumway 3-22; Katoa 2-7.

December 24, 2021
Clarence T.C. Ching Complex (N/A) ▶ Honolulu, HI



HONOLULU - Due to COVID issues within the program and along with season-ending injuries and transfers, the University of Hawai'i pulled out of the EasyPost Hawai'i Bowl against Memphis.



"We are disappointed our season has to end this way," head coach Todd Graham said. "As competitive as we are and as much as we want to play the game, we cannot put the health and safety of our student-athletes at risk."

"The health and safety of our student-athletes is the most important part of this decision," said Athletics Director David Matlin. "The recent surge in COVID-19 cases has forced us to not participate in the game. We are disappointed for our players, coaches, and fans. ESPN and the EasyPost Hawai'i Bowl staff did everything they could for us and we appreciate their valiant effort throughout the week. We want to thank the Memphis Tigers for making the long trip to Hawai'i. We are disappointed we can't compete on the football field."

INDIVIDUAL

Passing Yards

| #. | Player | Yards | Date | Opponent (Bowl) |
|----|---------------|-------|----------|------------------------------|
| 1. | Colt Brennan | 559 | 12/24/06 | Arizona State (Hawai'i Bowl) |
| 2. | Cole McDonald | 493 | 12/24/19 | BYU (Hawai'i Bowl) |
| 3. | Timmy Chang | 475 | 12/25/03 | Houston (Hawai'i Bowl) |
| 4. | Bryant Moniz | 411 | 12/24/10 | Tulsa (Hawai'i Bowl) |
| 5. | Timmy Chang | 405 | 12/24/04 | UAB (Hawai'i Bowl) |

Passing TDs

| #. | Player | TDs | Date | Opponent (Bowl) |
|----|---------------|-----|----------|---------------------------------|
| 1. | Colt Brennan | 5 | 12/24/06 | Arizona State (Hawai'i Bowl) |
| | Timmy Chang | 5 | 12/25/03 | Houston (Hawai'i Bowl) |
| 3. | Cole McDonald | 4 | 12/24/19 | BYU (Hawai'i Bowl) |
| | Dru Brown | 4 | 12/24/16 | Middle Tennessee (Hawai'i Bowl) |
| | Timmy Chang | 4 | 12/24/04 | UAB (Hawai'i Bowl) |

Passing Attempts

| #. | Player | Att. | Date | Opponent (Bowl) |
|----|---------------|------|----------|------------------------------|
| 1. | Bryant Moniz | 47 | 12/24/10 | Tulsa (Hawai'i Bowl) |
| 2. | Cole McDonald | 46 | 12/24/19 | BYU (Hawai'i Bowl) |
| | Timmy Chang | 46 | 12/24/04 | UAB (Hawai'i Bowl) |
| 3. | Colt Brennan | 42 | 12/24/06 | Arizona State (Hawai'i Bowl) |
| | Timmy Chang | 42 | 12/25/03 | Houston (Hawai'i Bowl) |

Passing Completions

| #. | Player | Comp. | Date | Opponent (Bowl) |
|----|---------------|-------|----------|------------------------------|
| 1. | Colt Brennan | 33 | 12/24/06 | Arizona State (Hawai'i Bowl) |
| 2. | Timmy Chang | 31 | 12/24/04 | UAB (Hawai'i Bowl) |
| 3. | Cole McDonald | 28 | 12/24/19 | BYU (Hawai'i Bowl) |
| 4. | Timmy Chang | 26 | 12/25/03 | Houston (Hawai'i Bowl) |
| 5. | Bryant Moniz | 24 | 12/24/10 | Tulsa (Hawai'i Bowl) |

Completion Percentage

| #. | Player | Pct. | Date | Opponent (Bowl) |
|----|-----------------|------|----------|---------------------------------|
| 1. | Colt Brennan | 78.6 | 12/24/06 | Arizona State (Hawai'i Bowl) |
| 2. | Timmy Chang | 67.4 | 12/24/04 | UAB (Hawai'i Bowl) |
| 3. | Dru Brown | 66.7 | 12/24/16 | Middle Tennessee (Hawai'i Bowl) |
| 4. | Chevan Cordeiro | 65.2 | 12/24/20 | Houston (New Mexico Bowl) |
| 5. | Timmy Chang | 61.9 | 12/24/04 | UAB (Hawai'i Bowl) |

Rushing Yards

| #. | Player | Yards | Date | Opponent (Bowl) |
|----|---------------------|-------|----------|---------------------------------|
| 1. | Diocemy Saint Juste | 170 | 12/24/16 | Middle Tennessee (Hawai'i Bowl) |
| 2. | Travis Sims | 113 | 12/30/92 | Illinois (Holiday Bowl) |
| 3. | Michael Carter | 105 | 12/30/92 | Illinois (Holiday Bowl) |
| 4. | Nate Ilaoa | 97 | 12/24/06 | Arizona State (Hawai'i Bowl) |
| 5. | Avion Weaver | 84 | 12/25/99 | Oregon State (O'ahu Bowl) |

Rushing TDs

| #. | Player | TDs | Date | Opponent (Bowl) |
|----|------------------|-----|----------|-------------------------|
| 1. | Travis Sims | 2 | 12/30/92 | Illinois (Holiday Bowl) |
| | Michael Brewster | 2 | 12/25/03 | Houston (Hawai'i Bowl) |
| 3. | Cole McDonald | 1 | 12/24/19 | BYU (Hawai'i Bowl) |
| | 6 others tied | | | |

Rushing Attempts

| #. | Player | TDs | Date | Opponent (Bowl) |
|----|---------------------|-----|----------|---------------------------------|
| 1. | Travis Sims | 29 | 12/30/92 | Illinois (Holiday Bowl) |
| 2. | Diocemy Saint Juste | 25 | 12/24/16 | Middle Tennessee (Hawai'i Bowl) |
| 3. | Michael Carter | 21 | 12/30/92 | Illinois (Holiday Bowl) |
| 4. | Nate Ilaoa | 18 | 12/24/06 | Arizona State (Hawai'i Bowl) |
| 5. | Avion Weaver | 18 | 12/25/99 | Oregon State (O'ahu Bowl) |

Receiving Yards

| #. | Player | Yards | Date | Opponent (Bowl) |
|----|--------------------|-------|----------|------------------------------|
| 1. | Jason Rivers | 308 | 12/24/06 | Arizona State (Hawai'i Bowl) |
| 2. | Greg Salas | 214 | 12/24/10 | Tulsa (Hawai'i Bowl) |
| 3. | Jeremiah Cockheran | 162 | 12/25/03 | Houston (Hawai'i Bowl) |
| 4. | JoJo Ward | 159 | 12/24/19 | BYU (Hawai'i Bowl) |
| 5. | Justin Colbert | 158 | 12/25/02 | Tulane (Hawai'i Bowl) |

Receptions

| #. | Player | TDs | Date | Opponent (Bowl) |
|----|--------------------|-----|----------|------------------------------|
| 1. | Jason Rivers | 14 | 12/24/06 | Arizona State (Hawai'i Bowl) |
| 2. | Greg Salas | 13 | 12/24/10 | Tulsa (Hawai'i Bowl) |
| 3. | Jason Rivers | 11 | 12/24/04 | UAB (Hawai'i Bowl) |
| 4. | Jason Rivers | 10 | 1/1/08 | Georgia (Sugar Bowl) |
| 5. | Justin Colbert | 9 | 12/25/02 | Tulane (Hawai'i Bowl) |
| | Jeremiah Cockheran | 9 | 12/25/02 | Tulane (Hawai'i Bowl) |

Receiving TDs

| #. | Player | TDs | Date | Opponent (Bowl) |
|----|-----------------|-----|----------|---------------------------------|
| 1. | Jason Rivers | 3 | 12/25/03 | Houston (Hawai'i Bowl) |
| 2. | Jared Smart | 2 | 12/24/19 | BYU (Hawai'i Bowl) |
| | Metuisela 'Unga | 2 | 12/24/16 | Middle Tennessee (Hawai'i Bowl) |
| | Greg Salas | 2 | 12/24/10 | Tulsa (Hawai'i Bowl) |
| | Aaron Bain | 2 | 12/24/08 | Notre Dame (Hawai'i Bowl) |
| | 5 more tied | | | |

Tackles

| #. | Player | Tkls | Date | Opponent (Bowl) |
|----|------------------|------|----------|---------------------------------|
| 1. | Khoury Bethley | 14 | 12/24/20 | Houston (New Mexico Bowl) |
| 2. | Leonard Peters | 12 | 12/25/03 | Houston (Hawai'i Bowl) |
| | Walter Briggs | 12 | 12/25/89 | Michigan State (Aloha Bowl) |
| 4. | Jahlani Tavai | 11 | 12/24/16 | Middle Tennessee (Hawai'i Bowl) |
| 5. | Khoury Bethley | 10 | 12/22/18 | Louisiana Tech (Hawai'i Bowl) |
| | Solomon Matautia | 10 | 12/22/18 | Louisiana Tech (Hawai'i Bowl) |
| | Watson Ho'ohuli | 10 | 12/24/04 | UAB (Hawai'i Bowl) |
| | Louis Randall | 10 | 12/25/89 | Michigan State (Aloha Bowl) |

Sacks

| #. | Player | Sacks | Date | Opponent (Bowl) |
|----|--------------------|-------|----------|------------------------------|
| 1. | Khoury Bethley | 2.0 | 12/24/20 | Houston (New Mexico Bowl) |
| | Jeremiah Pritchard | 2.0 | 12/24/20 | Houston (New Mexico Bowl) |
| | Paipai Falemalu | 2.0 | 12/24/10 | Tulsa (Hawai'i Bowl) |
| | Mel Purcell | 2.0 | 12/24/06 | Arizona State (Hawai'i Bowl) |
| | Darrell Tautofi | 2.0 | 12/24/04 | UAB (Hawai'i Bowl) |
| | Delmar Johnson | 2.0 | 12/25/89 | Michigan State (Aloha Bowl) |

TFLs

| #. | Player | TFLs | Date | Opponent (Bowl) |
|----|--------------------|------|----------|-------------------------------|
| 1. | Laanui Correa | 4.0 | 12/25/02 | Tulane (Hawai'i Bowl) |
| 2. | Khoury Bethley | 3.0 | 12/24/20 | Houston (New Mexico Bowl) |
| | Jeremiah Pritchard | 3.0 | 12/24/20 | Houston (New Mexico Bowl) |
| | Kamalu Umu | 3.0 | 12/24/10 | Tulsa (Hawai'i Bowl) |
| 5. | Zeno Choi | 2.5 | 12/22/18 | Louisiana Tech (Hawai'i Bowl) |
| | John Fonoti | 2.5 | 12/24/08 | Notre Dame (Hawai'i Bowl) |

Interceptions

| #. | Player | INTs | Date | Opponent (Bowl) |
|----|--------------------|------|----------|---------------------------|
| 1. | Khoury Bethley | 2 | 12/24/19 | BYU (Hawai'i Bowl) |
| | Kelvin Millhouse | 2 | 12/25/03 | Houston (Hawai'i Bowl) |
| 3. | Darius Muasau | 1 | 12/24/20 | Houston (New Mexico Bowl) |
| | Michael Washington | 1 | 12/24/20 | Houston (New Mexico Bowl) |
| | Penei Pavihi | 1 | 12/24/20 | Houston (New Mexico Bowl) |
| | 8 more tied | | | |

TEAM

Total Offense

| #. | Yards | Date | Opponent (Bowl) |
|----|-------|----------|---------------------------------|
| 1. | 680 | 12/24/06 | Arizona State (Hawai'i Bowl) |
| 2. | 641 | 12/25/03 | Houston (Hawai'i Bowl) |
| 3. | 550 | 12/24/10 | Tulsa (Hawai'i Bowl) |
| 4. | 500 | 12/24/16 | Middle Tennessee (Hawai'i Bowl) |
| 5. | 495 | 12/24/19 | BYU (Hawai'i Bowl) |

Passing Yards

| #. | Yards | Date | Opponent (Bowl) |
|----|-------|----------|------------------------------|
| 1. | 559 | 12/24/06 | Arizona State (Hawai'i Bowl) |
| 2. | 527 | 12/25/03 | Houston (Hawai'i Bowl) |
| 3. | 493 | 12/24/19 | BYU (Hawai'i Bowl) |
| 4. | 479 | 12/24/10 | Tulsa (Hawai'i Bowl) |
| 5. | 405 | 12/24/04 | UAB (Hawai'i Bowl) |

Passing TDs

| #. | TDs | Date | Opponent (Bowl) |
|----|-----|----------|---------------------------------|
| 1. | 5 | 12/24/06 | Arizona State (Hawai'i Bowl) |
| | 5 | 12/25/03 | Houston (Hawai'i Bowl) |
| 3. | 4 | 12/24/19 | BYU (Hawai'i Bowl) |
| | 4 | 12/24/04 | UAB (Hawai'i Bowl) |
| | 4 | 12/24/16 | Middle Tennessee (Hawai'i Bowl) |

Pass Completions

| #. | Comp. | Date | Opponent (Bowl) |
|----|-------|----------|------------------------------|
| 1. | 35 | 1/1/08 | Georgia (Sugar Bowl) |
| 2. | 33 | 12/24/06 | Arizona State (Hawai'i Bowl) |
| 3. | 32 | 12/25/02 | Tulane (Hawai'i Bowl) |
| 4. | 31 | 12/24/04 | UAB (Hawai'i Bowl) |
| 5. | 30 | 12/24/10 | Tulsa (Hawai'i Bowl) |

Pass Attempts

| #. | Att. | Date | Opponent (Bowl) |
|----|------|----------|------------------------|
| 1. | 57 | 1/1/08 | Georgia (Sugar Bowl) |
| 2. | 56 | 12/24/10 | Tulsa (Hawai'i Bowl) |
| 3. | 52 | 12/25/02 | Tulane (Hawai'i Bowl) |
| 4. | 47 | 12/24/19 | BYU (Hawai'i Bowl) |
| | 47 | 12/24/04 | UAB (Hawai'i Bowl) |
| | 47 | 12/25/03 | Houston (Hawai'i Bowl) |

Rushing Yards

| #. | Yards | Date | Opponent (Bowl) |
|----|-------|----------|---------------------------------|
| 1. | 287 | 12/30/92 | Illinois (Holiday Bowl) |
| 2. | 205 | 12/24/16 | Middle Tennessee (Hawai'i Bowl) |
| 3. | 131 | 12/24/20 | Houston (Hawai'i Bowl) |
| 4. | 121 | 12/24/06 | Arizona State (Hawai'i Bowl) |
| 5. | 114 | 12/25/03 | Houston (Hawai'i Bowl) |

Rushing TDs

| #. | TDs | Date | Opponent (Bowl) |
|----|-----|----------|---------------------------------|
| 1. | 2 | 12/24/16 | Middle Tennessee (Hawai'i Bowl) |
| | 2 | 12/24/10 | Tulsa (Hawai'i Bowl) |
| | 2 | 12/24/04 | UAB (Hawai'i Bowl) |
| | 2 | 12/25/03 | Houston (Hawai'i Bowl) |
| | 2 | 12/25/02 | Tulane (Hawai'i Bowl) |
| | 2 | 12/30/92 | Illinois (Holiday Bowl) |

Rushing Attempts

| #. | Att. | Date | Opponent (Bowl) |
|----|------|----------|---------------------------------|
| 1. | 59 | 12/30/92 | Illinois (Holiday Bowl) |
| 2. | 42 | 12/24/16 | Middle Tennessee (Hawai'i Bowl) |
| 3. | 38 | 12/25/03 | Houston (Hawai'i Bowl) |
| 4. | 34 | 12/24/20 | Houston (New Mexico Bowl) |
| 5. | 32 | 12/22/18 | Louisiana Tech (Hawai'i Bowl) |

First Downs

| #. | First Downs | Date | Opponent (Bowl) |
|----|-------------|----------|------------------------------|
| 1. | 32 | 12/24/06 | Arizona State (Hawai'i Bowl) |
| 2. | 30 | 12/25/03 | Houston (Hawai'i Bowl) |
| 3. | 28 | 12/24/10 | Tulsa (Hawai'i Bowl) |
| 4. | 23 | 12/24/04 | UAB (Hawai'i Bowl) |
| | 23 | 12/25/04 | Tulane (Hawai'i Bowl) |
| | 23 | 12/30/92 | Illinois (Holiday Bowl) |

Sacks

| #. | Sacks | Date | Opponent (Bowl) |
|----|-------|----------|------------------------------|
| 1. | 6.0 | 12/25/99 | Oregon State (O'ahu Bowl) |
| | 6.0 | 12/25/89 | Michigan State (Aloha Bowl) |
| 3. | 5.0 | 12/24/20 | Houston (Hawai'i Bowl) |
| 4. | 4.0 | 12/24/10 | Tulsa (Hawai'i Bowl) |
| | 4.0 | 12/24/06 | Arizona State (Hawai'i Bowl) |

Interceptions

| #. | INTs | Date | Opponent (Bowl) |
|----|------|----------|---------------------------------|
| 1. | 3 | 12/24/20 | Houston (New Mexico Bowl) |
| 2. | 2 | 12/24/19 | BYU (Hawai'i Bowl) |
| | 2 | 12/24/16 | Middle Tennessee (Hawai'i Bowl) |
| | 2 | 12/25/03 | Houston (Hawai'i Bowl) |
| | 2 | 12/25/89 | Michigan State (Aloha Bowl) |

Fumbles Recovered

| #. | FR | Date | Opponent (Bowl) |
|----|----|----------|-------------------------------|
| 1. | 2 | 12/22/18 | Louisiana Tech (Hawai'i Bowl) |
| | 2 | 12/24/10 | Tulsa (Hawai'i Bowl) |
| | 2 | 12/24/06 | Arizona State (Hawai'i Bowl) |
| 4. | 1 | 6 times | |

Turnovers Forced

| #. | TOs | Date | Opponent (Bowl) |
|----|-----|----------|---------------------------------|
| 1. | 3 | 12/24/20 | Houston (New Mexico Bowl) |
| | 3 | 12/24/19 | BYU (Hawai'i Bowl) |
| | 3 | 12/22/18 | Louisiana Tech (Hawai'i Bowl) |
| | 3 | 12/24/16 | Middle Tennessee (Hawai'i Bowl) |
| 5. | 2 | 6 times | |

Fewest Total Yards Allowed

| #. | Yards | Date | Opponent (Bowl) |
|----|-------|----------|-----------------------------|
| 1. | 307 | 12/24/20 | Houston (New Mexico Bowl) |
| 2. | 335 | 01/01/08 | Georgia (Sugar Bowl) |
| 3. | 341 | 12/25/89 | Michigan State (Aloha Bowl) |
| 4. | 356 | 12/30/92 | Illinois (Holiday Bowl) |
| 5. | 384 | 12/25/02 | Tulane (Hawai'i Bowl) |

Fewest Passing Yards Allowed

| #. | Yards | Date | Opponent (Bowl) |
|----|-------|----------|------------------------------|
| 1. | 116 | 12/25/89 | Michigan State (Aloha Bowl) |
| 2. | 175 | 01/01/08 | Georgia (Sugar Bowl) |
| 3. | 191 | 12/24/06 | Arizona State (Hawai'i Bowl) |
| 4. | 239 | 12/30/92 | Illinois (Holiday Bowl) |
| 5. | 240 | 12/25/02 | Tulane (Hawai'i Bowl) |

Fewest Rushing Yards Allowed

| #. | Yards | Date | Opponent (Bowl) |
|----|-------|----------|---------------------------------|
| 1. | 58 | 12/24/20 | Houston (New Mexico Bowl) |
| 2. | 65 | 12/24/08 | Notre Dame (Hawai'i Bowl) |
| 3. | 108 | 12/30/92 | Illinois (Holiday Bowl) |
| 4. | 110 | 12/24/16 | Middle Tennessee (Hawai'i Bowl) |
| 5. | 144 | 12/25/02 | Tulane (Hawai'i Bowl) |