



Sports Media Relations Office ▶ 1337 Lower Campus Road ▶ Honolulu, HI 96822 ▶ HawaiiAthletics.com

RAINBOW WARRIOR BASKETBALL NEWS

Men's Basketball Contact: Neal Iwamoto ▶ niwamoto@hawaii.edu ▶ 808-956-7506 (office) ▶ 808-375-6819 (cell)

GAME INFO



Wednesday, Dec. 7, 7:00 p.m. PT



Dollar Loan Center
Henderson, Nev.



YouTube/@RunninRebels/featured



ESPN Honolulu • espnhonolulu.com
Josh Pacheco



UNLVRebels.com



@HawaiiMBB • #HawaiiMBB

2022-23 SCHEDULE

Opponent _____ Time/Result November (5-2)

3	UH Hilo (Exhibition)	_____	W, 87-71
11	Mississippi Valley State!	_____	W, 72-54
13	Eastern Washington!	_____	W, 71-51
14	Yale!	_____	L, 59-62 (OT)
19	vs. Hawai'i Pacific (Laie, O'ahu)	_____	W, 79-55
25	Sacramento State@	_____	W, 74-61
26	Texas State@	_____	W, 72-65
30	Texas A&M-Commerce	_____	L, 51-53

December

7	vs. UNLV (Henderson, Nev.)	_____	7 pm PT
11	Saint Francis	_____	5 pm
22	Pepperdine\$	_____	6 pm
23	TBA\$	_____	TBA
25	TBD\$	_____	TBD
29	UC Davis*	_____	7 pm
31	Cal Poly*	_____	5 pm

January

5	at UC San Diego*	_____	7 pm
7	at Cal State Fullerton*	_____	6 pm PT
14	Long Beach State*	_____	7 pm
16	CSUN*	_____	5 pm
19	at UC Irvine*	_____	7 pm PT
21	at UC Riverside*	_____	1 pm PT
26	UC Santa Barbara*	_____	7 pm
28	CSU Bakersfield*	_____	7 pm

February

2	at UC Davis*	_____	6 pm PT
4	at Cal Poly*	_____	7 pm PT
9	UC San Diego*	_____	7 pm
11	Cal State Fullerton*	_____	7 pm
18	at Long Beach State*	_____	4 pm PT
20	at CSU Bakersfield*	_____	7 pm PT
23	UC Riverside*	_____	7 pm
25	UC Irvine*	_____	7 pm

March

2	at CSUN*	_____	7 pm
4	at UC Santa Barbara*	_____	7 pm
10-12	Big West Tournament (Henderson, Nev.)		

I = OUTRIGGER Rainbow Classic @ - Patty Mills North Shore Classic \$ = Hawaiian Airlines Diamond Head Classic * = Big West game

GAME 8 • UH Heads To the Mainland For the First Time This Year



HAWAI'I RAINBOW WARRIORS (5-2, 0-0 Big West)

Neutral Record: 3-0 • Current Streak: L1

Head Coach: Eran Ganot • UH Record: 119-79 (8th season) Career: 122-81 (8+)



UNLV RUNNIN' REBELS (8-0, 0-0 Mountain West)

Neutral Record: 2-0 • Current Streak: W8

Head Coach: Kevin Kruger • At UNLV: 26-14 (2nd season) Career: Same

Game Story Lines

▶ UH heads to the mainland for the first time this season when it travels to Henderson, Nev., and the Dollar Loan Center for a neutral site clash with UNLV.

▶ UNLV has won six straight in the series, including the a 73-59 win in the opening round of the 2018 Hawaiian Airlines Diamond Head Classic.

▶ The Rebels moved to 8-0 on the season with a 95-78 road win at San Diego on Saturday.

▶ UH is coming off a 53-51 home loss to Texas A&M-Commerce on Nov. 30 that snapped a three-game win streak.

▶ UH ranks 13th nationally in scoring defense (57.3) and 7th in 3-point FG% defense (.248). UNLV leads the nation in turnovers forced (21.9), is 7th in steals (11.5) and ranks 13th in scoring margin (19.8).

▶ UH has lost by a combined six points in their two losses with each of those losses coming down to the final possession of the game.

▶ UNLV senior guard Justin Webster is a former Rainbow Warrior who was team's leading scorer (12.3 ppg) and a team co-captain in 2020-21.

TEAM COMPARISON

UH	Category	UNLV
68.3	Scoring Avg.	80.0
57.3	Opp. Scoring Avg.	60.3
+11.0	Scoring Margin	+19.8
.448	FG Pct.	.464
.396	FG Pct. Defense	.383
.321	3FG Pct.	.360
.248	3FG Pct. Defense	.327
.712	FT Pct.	.674
35.1	Rebounds	38.5
+3.9	Rebound Margin	+3.9
10.9	Turnovers	13.6
+0.7	Turnover Margin	+8.3
13.9	Assists	15.6
4.4	Steals	11.5
4.1	Blocks	4.0
4472	Attendance	4968

SERIES HISTORY

Overall: UNLV leads, 24-9
In Honolulu: UNLV, 11-7
In Las Vegas: UNLV, 11-2
Streak: UNLV, 6

2022-23 Rainbow Warrior Roster

LAST GAME STARTERS

Pos #	Name	Ht	Wt	Cl	PPG	RPG	APG	Note
G 3	JoVon McClanahan	5-10	170	Jr	5.9	3.3	2.7	19 assists to 9 turnovers
G 4	Noel Coleman	6-2	190	Jr	17.4	2.7	3.0	North Shore Classic MVP
G/F 32	Samuta Avea	6-6	200	Sr	9.0	2.7	0.7	17-of-17 FTS this year; 32 straight overall
F 44	Kamaka Hepa	6-10	215	Sr	9.6	6.3	2.3	1st career dble-dble (13p 12r) vs HPU
F 5	Bernardo da Silva	6-9	215	Jr	11.4	8.1	2.1	Leads team in FG% at .586

RESERVES

F 14	Harry Rouhlideff	6-9	220	Fr	6.0	2.1	0.1	Shooting 15-21 on FGs last 4 games
G 2	Justus Jackson	6-1	170	So	3.7	1.2	1.5	Shooting 55% FG and 46% 3FG
G 10	Beon Riley	6-6	225	So	2.2	2.8	1.3	7 pts, 4 reb in 19 min vs. Sac State
G 1	Amoro Lado	6-2	175	Jr	1.0	0.6	0.3	Averaging 7.1 minutes off the bench
C 23	Mor Seck	7-1	230	Fr	2.5	0.8	0.0	6 pts in 5 min in debut vs. MVSU
F 20	Zoar Nedd	6-6	225	Jr	0.0	1.2	0.4	Averaging 6.3 minutes in 5 games
F 13	Matija Svetozarevic	6-8	230	So	0.5	0.3	0.0	Portland transfer; native of Serbia
G 22	Ryan Rapp	6-5	195	Jr	0.7	0.3	0.0	Wazzu transfer; one of two UH Aussies
G 0	Kody Williams	6-0	190	Fr	1.0	0.0	0.0	Has appeared briefly in 4 games
G 55	Juan Munoz	6-0	170	Gr	-	-	-	Longwood transfer; out for 22-23

QUICK FACTS

GENERAL

Founded _____ 1907
Enrollment _____ 19,098
Nickname _____ Rainbow Warriors
School Colors _____ Green, Black, Silver, White
Conference _____ Big West
President _____ David Lassner
Athletics Director _____ David A.K. Matlin
Arena (Cap.) _____ SimpliFi Arena (10,300)

History

First Year of Basketball (Total) _____ 1912 (101)
Overall All-Time Record _____ 1,186-1,149-1^
Collegiate All-Time Record _____ 879-974^
All-Time Big West Record _____ 73-71*
SimpliFi Arena Record _____ 326-154#
NCAA Appearances (Last) _____ 5 (2016)
NIT Appearances (Last) _____ 8 (2004)
Last Postseason Opponent _____ Maryland (2016)
Result _____ L, 60-73 (NCAA Round of 32)

Sports Information

Media Relations Director _____ Derek Inouchi
Basketball SID _____ Neal Iwamoto
E-mail _____ niwamoto@hawaii.edu
Office Phone _____ (808) 956-7506
Cell Phone _____ (808) 375-6819
Website _____ HawaiiAthletics.com
Twitter _____ @HawaiiMBB
Instagram _____ @HawaiiBasketball
FaceBook _____ HawaiiBasketball

COACHING STAFF

Head Coach (Yrs) _____ Eran Ganot (8th)
Alma Mater (Yr) _____ Swarthmore College (2003)
Record at UH (Yrs.) _____ 119-79 (8)
Career Record (Yrs.) _____ 122-81 (8+)
Assoc. Head Coach (Yrs) _____ John Montgomery (8th)
Assistant Coaches (Yrs) _____ Brad Davidson (2nd)
Assistant Coach (Yrs) _____ Rob Jones (1st)
Basketball DOBO (Yrs) _____ Dominic Drury (5th)
Dir. of Player Develop. (Yrs) _____ Johnny Trueblood (1st)
Basketball Office Phone _____ (808) 956-6501

TEAM INFORMATION

2021-22 Overall Record _____ 17-11
Big West Record/Finish _____ 10-5 (3rd)
Starters Returning/Lost _____ 3/2
Letterwinners Returning/Lost _____ 9/5
Newcomers _____ 5

^ -36 wins vacated * - 19 wins vacated
- 26 wins vacated

INTERVIEW POLICY

All interviews must be coordinated through the UH Sports Media Relations office. Remote interviews will be conducted as long as it does not interfere with the student-athlete's class schedule. Post-game interviews, for UH student-athletes, will be conducted in the Stan Sheriff Center Green Room only, following a brief cooling off period. Visiting team interviews will be conducted outside the opponent locker room.

Scouting UNLV: UNLV is off to an 8-0 start with an average margin of victory of 19.8 points...the Runnin' Rebels played its first true road game on Saturday, with 95-78 win at San Diego...former Rainbow Warrior Justin Webster scored 16 points and went 4-of-4 on three-pointers in the win...UNLV leads the nation in turnovers forced per game (21.9), is seventh in steals (11.5) and 13th in scoring margin (+19.8)...sophomore guard Keshon Gilbert leads the team at 14.6 ppg while former CSUN and Oklahoma guard Elijah Harkless adds 14.5 ppg.

Series History vs. UNLV

▶ This will be the 34th all-time meeting between the programs.
▶ Four of those meetings were conference meetings when UNLV was briefly in the Western Athletic Conference from 1996-99.
▶ UH competed in the Pacific Division and UNLV in the Mountain Division.
▶ UNLV has won the last six meetings, the last being a 73-59 win in the opening round of the 2018 Hawaiian Airlines Diamond Head Classic.

Versus the Mountain West

UH is 187-227 all-time against teams currently in the Mountain West Conference.

A UH Win Would...

Give UH its fourth win in its last five games...snap a six-game losing streak to UNLV...give UH its third win in 14 trips to Las Vegas.

A UH Win Loss Would...

Give UH its second straight loss...give UH its seventh straight loss to the Rebels.

The Last Time Out...

▶ UH saw its three-game win streak snapped with a 53-51 loss to Texas A&M-Commerce.
▶ It marked UH's second straight loss at home by a three-point margin.
▶ The Rainbow Warriors went ice-cold against the Lions, finishing just 33 percent from the field and 5-of-27 on threes.
▶ Despite trailing for the entire second half, UH had a chance to win during a wild ending in which they nearly erased a seven-point deficit in the final 10 seconds.
▶ UH forced back-to-back turnovers on Commerce in-bound plays and had a chance to win the game on the final play of the game, but Kamaka Hepa's three-pointer at the buzzer fell short.
▶ Noel Coleman led UH with 18 points, while Hepa added 11 points, seven rebounds and team-best three assists.

Taking Care of the Rock

▶ UH ranks 32nd in the NCAA in least turnovers committed per game at 10.9.
▶ UH has committed less than 10 turnovers in three games this year.
▶ After turning the ball over a season-high 17

times in a overtime loss to Yale, UH has averaged just 10.0 turnovers the last four games.

▶ Six players have more assists than turnovers on the season including four - Noel Coleman, Bernardo da Silva, JoVon McClanahan, and Beon Riley - who have a near 2-1 assist/turnover ratio,

Avea On Free Throw Streak

▶ Samuta Avea has now hit 32 straight free throws dating back to his junior season.
▶ Avea is a perfect 17-of-17 at the line this year and ended his junior campaign in 2020 by hitting his final 15 attempts.
▶ The UH record for consecutive free throws made is 34 by Brocke Stepteau set during the 2018-19 season.

A Smothering Defense

▶ The 'Bows have allowed just 57.3 points a game, which currently ranks 13th nationally.
▶ UH has held its opponents to 39.7% shooting from the field, including just 24.8% shooting on three-pointers, which ranks 7th nationally.
▶ UH has also registered 29 blocks through the first seven games (4.1/game; 90th NCAA), led by Kamaka Hepa's 10.
▶ UH had just 60 blocks all of last year and averaged just 2.1 per game which ranked 319th nationally.

'Bows Shoot Lights Out On The North Shore

▶ UH played in the Cannon Activities Center on the BYU-Hawaii campus for the first time, but certainly shot like it was home.
▶ UH shot better than 50% in all three games in Laie, including a 60% performance in a win over Sacramento State.
▶ It was the team's best shooting night since a double-overtime win over Long Beach State in January 2017 (60.7%).
▶ UH enjoyed its best shooting stretch since the 'Bows shot 50% or better in four straight games late in the 2014-15 season.
▶ The offensive spree comes after the team shot below 40% in two of its first three games, including a 33% outing vs. Yale.

He Does It All

▶ Noel Coleman is having another stellar season as a Rainbow Warrior.
▶ Coleman is leading the team in more than a half dozen categories, including scoring (17.4), assists (3.0), three-point field goals (19), steals (6), and minutes played (33.7).
▶ The 6-4 junior guard from Belgium has also taken the assignment as the team's top perimeter defender.
▶ Coleman was named to the OUTRIGGER Rainbow Classic all-tournament team and was named the Most Outstanding Player of the Patty Mills North Shore Classic after averaging 20.5 points in wins over Sacramento State and Texas State to help UH capture the tournament title.

'Bow Bits:

- ▶ After shooting 50% in three straight games, UH shot a season-low 32.7% against Texas A&M-Commerce.
- ▶ UH scored a season-low 15 points in the first half against Commerce. In its previous home game against Yale, UH scored just 16 points.
- ▶ Four of UH's five wins have come by double-digits and their average margin of victory has been 16.4 points.
- ▶ UH opponents are assisting on just 28.6% of its field goals, a national low by a considerable margin per kenpom.com...the next best rate is Indiana State at 32.3%.
- ▶ UH is 9-4 when Noel Coleman leads the team in scoring, including 4-1 this year.
- ▶ UH has won 13 of its last 14 season openers with all the wins by double-digits
- ▶ UH has finished with a winning record in 6 of 7 seasons under head coach Eran Ganot.
- ▶ The Rainbow Warriors have yet to post a losing conference record in 10 seasons of Big West membership.

Big West Preseason Poll: The Big West Conference announced its men's basketball preseason coaches poll with UH picked to finish in second place. It's the highest preseason pick for UH since joining the conference in 2012-13. The Rainbow Warriors finished in third place (10-5) in last year's regular-season standings. The coaches tabbed UC Santa Barbara as the Big West favorite with nine of 11 first-place votes.

2022-23 BW Preseason Coaches' Poll

1. UC Santa Barbara - 99 (9)
2. Hawai'i - 86 (1)
3. Long Beach State - 84 (1)
4. UC Irvine - 73
5. UC Riverside - 56
6. UC Davis - 54
7. Cal State Fullerton - 51
8. CSU Bakersfield - 32
9. Cal Poly - 29
10. UC San Diego - 23
11. CSUN - 18

Calling All Nations

UH fields one of the most geographically diverse squads in the NCAA with players from six time zones (Alaska, Hawai'i, Pacific, Mountain, Central, and Eastern) and five foreign countries (Australia, Belgium, Brazil, Senegal and Serbia). The five different foreign countries is tied for the most in collegiate basketball with BYU, Kansas City, Dayton and Utah State. UH is also among just seven schools with at least six international players. Cal Baptist leads the country with nine international players. See page 6 for a complete geographic breakdown of this year's squad.

Injury Knocks Out Munoz

- ▶ For the second straight season and the fourth time in his collegiate career, Juan Munoz suffered a season-ending injury.
- ▶ The graduate transfer from Longwood suffered an Achilles injury in the second half of UH's exhibition win over UH Hilo on Nov. 3.
- ▶ Prior to his injury he logged 16 points and five assists in just 20 minutes of action.
- ▶ Munoz, entering his seventh collegiate season and second at UH, also suffered a season-ending injury prior to last year's regular-season.

UH In The Big West Regular Season

- ▶ UH enters its 11th season in the Big West.
- ▶ UH is 73-71 all-time in Big West regular-season games (19 wins vacated in 2013 & '14 due to NCAA sanctions).
- ▶ UH is 39-29 all-time in Big West regular-season home games (record following 12 vacated wins).
- ▶ UH is 34-42 all-time in Big West regular-season road games (record following 7 vacated wins).
- ▶ UH has won one regular-season title (2015-16) and has never finished the regular-season with a losing record.

Protect This House

- ▶ UH is 79-37 (.681) at home in seven seasons under Eran Ganot, including 43-16 in non-conference games (.729) and 36-21 in Big West games (.632).
- ▶ UH finished 10-4 at home last season for its 12th straight winning home season.

Schedule Notes

▶ UH have three preseason tournaments this year. UH finished runner-up in the OUTRIGGER Rainbow Classic and claimed the inaugural Patty Mills North Shore Classic. UH will host the Hawaiian Airlines Diamond Head Classic, Dec. 22, 23 and 25.

▶ For the second year in a row the 'Bows will find themselves in the Las Vegas area twice this season. More specifically, Henderson, as UH will play UNLV at the Dollar Loan Center on Dec. 7 before returning to the same site in March for the Big West Championships.

▶ UH's games vs UC San Diego will now count toward the Big West standings. UH will also have a pair of Monday conference games as well for the first time.

▶ UH opens the Big West season at home and will close the regular-season on the road for the ninth straight season.

BIG WEST STANDINGS

(Dec. 4)

Team	Big West		Overall	
	W-L	Pct.	W-L	Pct.
Hawai'i	-	-	5-2	.714
UC Santa Barbara	-	-	5-2	.714
UC Davis	-	-	6-3	.667
UC Irvine	-	-	6-3	.667
UC Riverside	-	-	5-3	.625
Cal Poly	-	-	4-3	.571
Cal St. Fullerton	-	-	4-4	.500
CSU Bakersfield	-	-	4-4	.500
Long Beach St.	-	-	4-4	.500
UC San Diego	-	-	4-4	.500
CSUN	-	-	2-5	.286

BIG WEST/NCAA RANKINGS

(Dec. 4)

Team	STAT	BW	NCAA
Scoring Offense	68.3	8	260
Scoring Defense	57.3	1	13
Scoring Margin	+11.0	2	79
FG Pct.	.448	6	173
FG Pct. Defense	.396	4	61
3-pt FG Percentage	.321	8	256
3-pt FG Pct. Defense	.248	1	7
3-pt FG Made Per Game	7.1	5	205
Free Throw Percentage	.712	3	148
Rebounds	35.1	8	213
Rebounds Allowed	31.3	-	-
Rebounding Margin	+3.9	7	114
Offensive Rebounds	10.4	7	180
Defensive Rebounds	24.7	9	226
Assists	13.9	5	159
Turnovers Committed	10.9	2	32
Turnovers Forced	11.6	10	297
Turnover Margin	+0.7	5	174
Assist/TO Ratio	1.3	2	65
Blocked Shots Per Game	4.1	2	90
Steals Per Game	4.4	10	338
Personal Fouls	14.9	1	56

INDIVIDUAL LEADERS

Points.....	122, Noel Coleman
Scoring Average.....	17.4, Noel Coleman
Minutes.....	236, Noel Coleman
Minutes per game.....	33.7, Noel Coleman
Field Goals.....	39, Noel Coleman
FG Attempts.....	86, Noel Coleman
FG Percentage*.....	58.6%, Bernardo da Silva
3-Pointers.....	19, Noel Coleman
3-Point Attempts.....	49, Noel Coleman
3-Point Pct^.....	38.8%, Noel Coleman
Free Throws.....	25, Noel Coleman
FT Attempts.....	30, Noel Coleman
FT Percentage#.....	100.0%, Samuta Avea
Rebounds.....	57, Bernardo da Silva
Reb. Avg.....	8.1, Bernardo da Silva
Offensive Rebounds.....	13, Bernardo da Silva
Defensive Rebounds.....	44, Bernardo da Silva
Assists.....	21, Noel Coleman
Blocks.....	10, Kamaka Hepa
Steals.....	6, Noel Coleman
Turnovers.....	12, Noel Coleman
Personal Fouls.....	23, Bernardo da Silva
Foul Outs.....	1, Bernardo da Silva

* - minimum 4.0 fg made per game

^ - minimum 1.0 3fg made per game

- minimum 2.0 ft made per game

must have played in 75 percent of contests



22-23 MISC STATS

Margins

- ▶ **Largest Margin of Victory:** 24 vs. Hawai'i Pacific (Nov. 19)
- ▶ **Largest Margin of Defeat:** 3 vs. Yale (Nov. 14)
- ▶ **Largest Margin of Victory, Home:** 20 vs. Eastern Washington (Nov. 13)
- ▶ **Largest Margin of Defeat, Home:** 3 vs. Yale (Nov. 14)
- ▶ **Largest Margin of Victory, Road:**
- ▶ **Largest Margin of Defeat, Road:**
- ▶ **Largest Lead:** 32 vs. Hawai'i Pacific (Nov. 19)
- ▶ **Largest Deficit:** 14 vs. Texas A&M-Commerce (Nov. 30)

1st Half Margins

- ▶ **Largest 1st-Half Lead:** 20 vs. Hawai'i Pacific (Nov. 19)
- ▶ **Largest 1st-Half Deficit:** 8 vs. Texas A&M-Commerce (Nov. 30)
- ▶ **Largest Halftime Lead:** 20 vs. Hawai'i Pacific (Nov. 19)
- ▶ **Largest Halftime Deficit:** 8 vs. Texas A&M-Commerce (Nov. 30)

1st Half Scoring

- ▶ **Most Points in the First Half:** 44 vs. Sacramento State (Nov. 25)
- ▶ **Fewest Points in the First Half:** 15 vs. Texas A&M-Commerce (Nov. 30)
- ▶ **Opponent Most Points in the 1st Half:** 30 vs. Sacramento St (Nov. 25)
- ▶ **Opponent Fewest Points in 1st Half:** 17 vs. Yale (Nov. 14)

2nd Half Margins

- ▶ **Largest 2nd-Half Lead:** 32 vs. Hawai'i Pacific (Nov. 19)
- ▶ **Largest 2nd-Half Deficit:** 14 vs. Texas A&M-Commerce (Nov. 30)

2nd Half Scoring

- ▶ **Most Points in the 2nd Half:** 44 vs. Texas State (Nov. 26)
- ▶ **Fewest Points in the 2nd Half:** 35 vs. Yale (Nov. 14)
- ▶ **Opponent Most Points in the 2nd Half:** 36 vs. Texas State (Nov. 26)
- ▶ **Opponent Fewest Points in 2nd Half:** 26 vs. Miss, Valley State (Nov. 11)

Field Goal Percentage

- ▶ **Best Field Goal Pct. in the 1st Half:** .741 vs. Sacramento St (Nov. 25)
- ▶ **Worst Field Goal Pct. in the 1st Half:** .217 vs. TAMU-Commerce (Nov. 30)
- ▶ **Best Field Goal Pct. in the 2nd Half:** .561 vs. Hawai'i Pacific (Nov. 19)
- ▶ **Worst Field Goal Pct. in the 2nd Half:** .419 vs. Miss, Valley State (Nov. 11)

Miscellaneous

- ▶ **Largest Comeback for Victory:** 3 (2H) vs. Texas State (Nov. 26)
- ▶ **Largest Lead Surrendered in Loss:** 6 (1H) vs. Yale (Nov. 14)
- ▶ **Largest Home Crowd:** 5,067 vs. Mississippi Valley State (Nov. 11)
- ▶ **Largest Road Crowd:**



THE LAST TIME...

TEAM

SCORING

Scored 100 Points _____ 114 vs. Long Beach State, 1/14/17
 Scored 90 Points _____ 97 vs. UH Hilo, 11/10/21
 Allowed 100 Points _____ 107 vs. Long Beach State, 1/14/17
 Allowed 90 points _____ 107 vs. Long Beach State, 1/14/17
 Scored Under 50 _____ 46 vs. Cal State Fullerton, 3/11/22
 Opponent Under 50 _____ 49 vs. UC Riverside, 2/29/20

FIELD GOAL PERCENTAGE

Shot 70% _____ 70.8 (34-48) vs. UTEP, 1/21/89
 Shot 60% _____ 60.0 (33-55) vs. Sacramento State, 11/25/22
 Shot 50% in four straight games _____
 _____ vs. LBSU, vs. UCSB, at Fullerton, vs. LBSU (2/26 - 3/12/22)
 Shot 50% in three straight games _____
 _____ vs. HPU, vs. Sacramento State, vs. Texas State (11/19 - 11/26/22)
 Shot Below 30% _____ 27.8% (15-54) vs. Cal State Fullerton, 3/11/22

3-POINTERS

Made 10 3-Pointers _____ 11 vs. UC Irvine, 1/13/22
 Made No 3-Pointers _____ at Fresno State (0-5), 2/19/09
 Made No 3-Pointers In Consecutive Games _____
 _____ vs. Nevada (0-4), 2/14/09 and at Fresno State (0-5), 2/19/09



THE LAST TIME...

BALL CONTROL

Had 50 Rebounds _____ 53 vs. Yale, 11/14/22
 Had 30 Assists _____ 30 vs. TCU, 2/22/01
 Had 15 Steals _____ 15 at UC Santa Barbara, 2/7/15
 Had 10 Blocked Shots _____ 10 vs. New Mexico St., 1/21/12
 Had Fewer Than 10 Turnovers _____ 9 vs. Texas State, 11/26/22
 Had Fewer Than 5 Turnovers _____ 4 at Cal Poly, 2/23/19
 Had 20 Turnovers _____ 21 vs. Vanderbilt, 12/22/21

BENCH

Bench Scored 40+ points _____ 57 vs. UH Hilo, 11/10/21
 Bench Scored No Points _____ vs UC Irvine, 2/11/17

VERSUS RANKED TEAMS

Victory over an AP ranked team _____ #23 California (77-66), 3/18/16
 Loss to an AP ranked team _____ #21 Washington (61-72), 12/23/19

INDIVIDUAL SCORING

Scored 50 Points _____ Never
 Scored 40 Points _____ 42, Trevor Ruffin vs. Louisville, 12/31/93
 Scored 30 Points _____ 31, Noel Coleman vs. Vanderbilt, 12/22/21

REBOUNDS

Had 20 Rebounds _____ 20, Petras Balocka vs. Lamar, 12/6/09
 Had 15 Rebounds _____ 15, Zigmars Raimo vs. Washington, 12/23/19

BALL CONTROL

Had 10 Assists _____ 10, Drew Buggs vs. CSUN, 2/1/20
 Had 5 Steals _____ 5, Junior Madut vs. UC Irvine, 1/30/21
 Had 5 Blocks _____ 5, Stefan Jankovic vs. Long Beach State, 2/26/15

MULTIPLE SCORERS

Had 3 Players With 20+ Points _____ vs. Long Beach State, 1/14/17
 _____ (Noah Allen - 25, Leland Green - 25, Jack Purchase -25)

Had 3 Players With 25+ Points _____ vs. Long Beach State, 1/14/17
 _____ (Noah Allen - 25, Leland Green - 25, Jack Purchase -25)

Had 2 Players With 30+ Points _____ Never

Had 5 Players With 10+ Points _____ vs. Hawai'i Pacific (12/8/21)
 (Noel Coleman - 23, Kamaka Hepa - 16, Junior Madut -16, Jerome Desrosiers -14, Amoro Lado - 10)

Had 6 Players With 10+ Points _____ vs. UH Hilo, 11/10/21
 (Junior Madut - 17; Bernardo da Silva - 16; Noel Coleman - 15; Amoro Lado -12; Jerome Desrosiers - 11; Zoar Nedd -10)

Had No Players With 10+ Points _____ vs. Georgia Tech, 12/25/19

REBOUNDING

Had 3 Players With 10+ Rebounds _____ vs. Portland, 2/28/76
 _____ (George Lett-11, Tommy Barker-11, Mel Werts-10)

DOUBLE-DOUBLES

Had 2 Players With Double-Doubles (pts/reb) _____ vs. UC Irvine, 1/13/22
 _____ Bernardo da Silva (16 pt/12 reb), Jerome Desrosiers (13 pt/10 reb)

Had 3 Players With Double-Doubles (pts/reb) _____ vs. Portland, 2/28/76
 _____ (George Lett-12/11, Tommy Barker-14/11, Mel Werts-11/10)

Had 3 Consecutive Double-Doubles _____ Jerome Desrosiers
 _____ at Long Beach State (18 pt, 11 reb; 1/8/22)
 _____ vs. UC Irvine (13 pt, 10 reb, 1/13/22)
 _____ vs. UC San Diego (18 pt, 13 reb, 1/15/22)

TRIPLE-DOUBLES

Had a Triple-Double _____ Aaron Valdes
 _____ (16 pts, 15 reb, 11 ast) vs. Howard, 1/2/16

Opp. Triple-Double _____ Darius Brown II (18 pt, 16 reb, 10 ast)
 _____ at CSUN, 2/20/21



UH WHEN...

GENERAL	2022-23	2021-22	UNDER GANOT
At Home	2-2	10-4	79-37
On the Road		5-5	30-31
At a Neutral Site	3-0	2-2	10-11
Overtime Games	0-1		7-5
Coming Off A Win	3-2	10-7	72-48
Coming Off a Loss	1-0	6-4	42-30
Day Games	2-0	2-2	14-14
Night Games	3-2	15-9	105-65
HALFTIME			
UH leads at halftime	4-0	13-4	93-17
UH trails at halftime	1-2	4-6	20-56
Tied at halftime		0-1	6-6
SCORING			
UH scores 90 points or more		1-0	7-0
UH scores 80 points or more		4-0	38-6
UH scores 70 points or more	5-0	10-1	92-19
UH scores 60 points or more	5-0	17-6	115-50
UH scores less than 60 points	0-2	0-5	2-29
Opp. scores 90 points or more			1-0
Opp. scores 80 points or more		1-1	3-17
Opp. scores 70 points or more		1-6	31-47
Opp. scores 60 points or more	2-1	8-10	80-72
Opp. scores less than 60 points	3-1	9-1	38-7
MARGINS			
Games decided by 1 point		1-0	10-4
Games decided 5 points or less	0-2	3-4	27-25
Games decided 6-9 points	1-0	3-3	24-19
Games decided by 10 points or more	4-0	10-4	63-34
Games decided by 20 points or more	1-0	4-1	24-5
FIELD GOAL PERCENTAGE			
Shoots .600 or above	1-0		3-0
Shoots .500 or above	3-0	3-1	34-3
Shoots below .500	2-2	14-10	85-75
Shoots .400 or below	1-2	0-4	9-38
Opponent shoots .600 or above			0-3
Opponent shoots .500 or above		1-2	9-26
Opponent shoots below .500	5-2	16-9	110-53
Opponent shoots .400 or below	2-2	9-1	51-9
Shoots better than opp.	4-1	16-2	98-8
Shoots worse than opp.	1-1	1-9	22-70
Shoots same as opp.			1-0
3-POINTERS			
More 3-pointers than opp.	5-2	13-9	80-42
Less 3-pointers than opp.		3-1	26-29
3-pointers are tied		1-1	12-8
FREE THROWS			
Shoots more FT than opp.	2-1	9-5	76-26
Shoots less FT than opp.	3-1	8-6	39-45
Shoots same FT as opp.			4-8
REBOUNDING			
More rebounds than opp.	2-1	13-6	87-20
Less rebounds than opp.	2-1	2-5	22-57
Rebounds are tied	1-0	2-0	7-2
TURNOVERS			
More turnovers than opponent	2-1	8-11	48-41
Fewer turnovers than opponent	3-1	7-0	59-31
Turnovers are tied		2-0	12-7
LAST FIVE MINUTES			
Leads with 5:00 left in regulation	5-1	16-1	101-11
Trails with 5:00 left in regulation	0-1	0-10	16-67
Tied with 5:00 left in regulation		1-0	2-0

BENCH	2022-23	2021-22	UNDER GANOT
UH bench scored more	3-0	12-5	69-36
Opponent bench scores more	2-2	5-6	44-40
Bench scoring tied			2-3
UH PLAYER SCORING			
Six in double-digits		1-0	1-0
Five in double-digits		2-1	14-3
Four in double-digits	3-0	6-3	54-10
Three in double-digits	1-1	6-2	33-29
Two in double-digits	1-1	2-2	17-29
One in double-digits		0-3	3-8
None in double-digits			0-0
One with 20 points	3-0	5-2	40-22
Two with 20 points	1-0		6-1
Three with 20 points			1-0
One with 30 points		0-1	7-2
LEADING SCORER			
Noel Coleman	4-1	5-3	9-4
Kamaka Hepa	2-0	0-3	2-3
JoVon McClanahan	0-1		0-1
Samuta Avea			1-3
Bernardo da Silva		4-0	4-1
Month			
November	5-2	3-3	24-14
December		1-2	22-11
January		7-0	31-15
February		4-4	30-26
March		1-2	11-13
RANKED*/TELEVISION			
Ranked teams			1-4
Ranked teams at home			0-3
Ranked teams on the road			0-0
Ranked teams at neutral sites			1-1
National TV games		1-3	17-18
STARTING LINEUPS (G, G, F, F, C)			
McClanahan, Coleman, Aveat, Hepa, da Silva	W/L	5-2	GAME # 1-7

* denotes ranked in the Associated Press poll

2022-23 ROSTERS

NUMERICAL ROSTER

No	Name	Pronunciation	Pos	Ht	Wt	Cl	Hometown (Last School)
0	Kody Williams		G	6-0	190	Fr.	Minnetonka, Minn./South Kent School
1	Amoro Lado*	ah-MO-row • la-doh	G	6-2	175	Jr.	Nampa, Idaho/ College of Southern Idaho
2	Justus Jackson*		G	6-1	170	So.	Surprise, Ariz./DME Academy
3	JoVon McClanahan**		G	5-10	170	Jr.	Vallejo, Calif./Sheridan (Wyo.) College
4	Noel Coleman**		G	6-2	190	Jr.	Leopoldsburg, Belgium/San Diego
5	Bernardo da Silva**		F	6-9	215	Jr.	Rio das Ostras, Brazil/Wasatch Academy
10	Beon Riley**	BEE-on	G	6-6	225	So.	Chula Vista, Calif./ Cathedral Catholic HS
13	Matija Svetozarevic	MAW-tee-uh • svet-oh-zar-uh-vich	F	6-8	230	So.	Nis Serbia/Portland
14	Harry Rouhliadef	ROO-lee-ah-def	F	6-9	220	Fr.	Brisbane, Australia/Villanova College
20	Zoar Nedd***+		F	6-6	225	Jr.	Kapolei, O'ahu/Kapolei HS
22	Ryan Rapp		G	6-5	195	Jr.	Melbourne, Australia/Washington State
23	Mor Seck		C	7-1	230	Fr.	Ngayene Daour, Senegal/Prolific Prep
32	Samuta Avea***+^	sah-MOO-tah • ah-VAY-ah	G/F	6-6	200	Sr.	Hau'ula, O'ahu/Kahuku HS
44	Kamaka Hepa**^	kuh-MOCK-uh • HEP-uh	F	6-10	215	Sr.	Utqiagvik, Alaska/Texas
55	Juan Munoz+	moon-yohz	G	6-0	170	Gr.	Morrisville, N.C./Longwood

* denotes letters earned

+ denotes has used redshirt year

^ - co-captain

Head Coach: Eran Ganot (Swarthmore College, 2003), 8th year

Associate Head Coach: John Montgomery (Loyola Marymount, 2007), 8th year

Assistant Coach: Brad Davidson (University of Sydney, 2017), 2nd year

Assistant Coach: Rob Jones (Saint Mary's, 2012), 1st year

Director of Basketball Operations: Dominic Drury (Saint Mary's, 2018), 5th year

Director of Player Development: Johnny Trueblood (Nebraska, 2020), 1st year

Graduate Manager: Jerome Desrosiers (Princeton, 2021), Alex Yano (Washington State, 2022)

ALPHABETICAL

32	Samuta Avea
4	Noel Coleman
5	Bernardo da Silva
44	Kamaka Hepa
2	Justus Jackson
1	Amoro Lado
3	JoVon McClanahan
55	Juan Munoz
20	Zoar Nedd
23	Ryan Rapp
10	Beon Riley
14	Harry Rouhliadef
23	Mor Seck
13	Matija Svetozarevic
0	Kody Williams

HEIGHT

7-1	Mor Seck
6-10	Kamaka Hepa
6-9	Bernardo da Silva
	Harry Rouhliadef
6-8	Matija Svetozarvic
6-6	Samuta Avea
	Zoar Nedd
	Beon Riley
6-5	Ryan Rapp
6-2	Noel Coleman
6-2	Amoro Lado
6-1	Justus Jackson
6-0	Juan Munoz
	Kody Williams
5-10	JoVon McClanahan


CLASS

Seniors (3)	Samuta Avea
	Kamaka Hepa
	Juan Munoz
Juniors (6)	Noel Coleman
	Bernardo da Silva
	Amoro Lado
	JoVon McClanahan
	Zoar Nedd
	Ryan Rapp
Soph. (3)	Justus Jackson
	Beon Riley
	Matija Svetozarevic
Freshmen (3)	Harry Rouhliadef
	Mor Seck
	Kody Williams

HOMETOWN

Alaska (1)	Hepa (Utqiagvik)
Arizona (1)	Jackson (Surprise)
California (2)	McClanahan (Vallejo)
	Riley (Chula Vista)
Hawai'i (2)	Avea (Hau'ula)
	Nedd (Kapolei)
Idaho (1)	Lado (Nampa)
Minnesota (1)	Kody Williams (Minnetonka)
North Carolina (1)	Munoz (Morrisville)
Australia (2)	Rapp (Melbourne)
	Rouhliadef (Brisbane)
Belgium (1)	Coleman (Leopoldsburg)
Brazil (1)	da Silva (Rio das Ostras)
Senegal (1)	Seck (Ngayene Daour)
Serbia (1)	Svetozarevic (Nis)


2022-23 BROADCAST ROSTER



KODY WILLIAMS 0
G • 6-0 • 190
Fr • HS
Minnetonka, Minn.



AMORO LADO 1
G • 6-2 • 175
Jr • 1V
Nampa, Idaho



JUSTUS JACKSON 2
G • 6-1 • 170
So. • 1V
Surprise, Ariz.



JOVON MCCLANAHAN 3
G • 5-10 • 170
Jr • 2V
Vallejo, Calif.




NOEL COLEMAN 4
G • 6-2 • 190
Jr • 2V
Leopoldsburg, Belgium



BERNARDO DA SILVA 5
F/C • 6-9 • 215
Jr • 3V
Rio das Ostras, Brazil



BEON RILEY 10
G • 6-6 • 225
So • 2V
Chula Vista, Calif.



MATIJA SVETOZAREVIC 13
F • 6-8 • 230
So • TR
Nis, Serbia




HARRY ROUHLIADEFF 14
F • 6-9 • 220
Fr • HS
Brisbane, Australia



ZOAR NEDD 20
F • 6-6 • 225
Jr • 3V
Kapolei, O'ahu



RYAN RAPP 22
G • 6-5 • 195
Jr • TR
Melbourne, Australia




MOR SECK 23
C • 7-1 • 230
Fr • HS
Ngayene Daour, Senegal



SAMUTA AVEA 32
G/F • 6-6 • 200
Sr • 3V
Hau'ula, O'ahu



KAMAKA HEPA 44
F • 6-10 • 215
Sr • 1V
Utqiagvik, Alaska



JUAN MUNOZ 55
G • 6-0 • 170
Gr • RS
Morrisville, N.C.



ERAN GANOT
Head Coach
8th Season
Swarthmore (2003)



JOHN MONTGOMERY
Associate Head Coach
8th Season
Loyola Marymount (2007)



BRAD DAVIDSON
Assistant Coach
2nd Season
University of Sydney (2017)



ROB JONES
Assistant Coach
1st Season
Saint Mary's (2012)



DOMINIC DRURY
Director of Operations
5th Season
Saint Mary's (2018)



HEAD COACH ERAN GANOT

8th Season
Overall Record: 122-81
Record at UH: 119-79
Conference Record at UH: 65-48
Swarthmore (2003)
 @EranGanot

Career Highlights At UH

- ▶ Most wins (114) and highest winning percentage (.597) by a UH coach in his first seven years.
- ▶ Surpassed Red Rocha in March 2022 for second all-time at UH in career wins (114).
- ▶ Guided UH to a school-record 28 wins in his 1st year.
- ▶ Has never experienced a losing regular-season record in Big West play.
- ▶ Helped program capture its first Big West regular-season and tournament titles.
- ▶ Led UH to its first NCAA Tournament bid in 14 years and first-ever NCAA Tournament win with an upset over No. 4-seed Cal.
- ▶ Named 2015-16 Big West Coach of the Year after surpassing the first-year Big West win totals of legendary coaches Lute Olson and Jerry Tarkanian.
- ▶ Named the Jewish Coaches Association Coach of the Year and top first-year coach by CollegeInsider.com.
- ▶ In 2017-18, UH was one of only two teams to beat each and every team in the Big West Conference.
- ▶ In 2018-19, guided UH to wins over Pac-12 squads Utah and Colorado, marking the first time since 1975-76 that UH notched two wins over the Pac-12 in the same season.
- ▶ Has boasted no less than 17 wins in five of six (full) seasons and never had a losing league record.
- ▶ Has coached 16 all-conference players and nine players who have gone on to sign pro contracts.
- ▶ Has guided the program to perfect APR scores in consecutive seasons.
- ▶ First came to Hawai'i in 2006-10, in between two stints separate stints at Saint Mary's College in California.
- ▶ Started out as UH's director of basketball operations under Riley Wallace before being promoted to full-time assistant coach by then-head coach Bob Nash due to his tireless work ethic, basketball insight and devotion to the UH program.

THE GANOT FILE

- ▶ **Hometown:** Tenafly, N.J.
- ▶ **Education:** Swarthmore College, Bachelor's in Economics, and Sociology/Anthropology, 2003

Coaching Experience

- ▶ 2015-present – Hawai'i, Head Coach
- ▶ 2014-15 – Saint Mary's, Associate Head Coach
- ▶ 2010-14 – Saint Mary's, Assistant Coach
- ▶ 2007-10 – Hawai'i, Assistant Coach
- ▶ 2006-07 – Hawai'i, Director of Basketball Operations
- ▶ 2003-06 – Saint Mary's, Volunteer Assistant

Playing Experience

- ▶ Swarthmore College, 2000-03

Family

- ▶ Wife - Barbea; Daughter - Zeza

Win-Loss Records At UH

Home	79-37
Road	30-31
Neutral.....	10-11
Overtime.....	7-5
Off a Win.....	72-48
Off a Loss	42-30
Leads At Half.....	93-17
Trails At Half.....	20-56
Tied At Half.....	6-6
Ranked Teams.....	1-4

YEAR-BY-YEAR RECORD				
Season	Team	Overall W-L	Conf. W-L	Postseason
2013-14	Saint Mary's*	3-2	2-2	-
2015-16	Hawai'i	28-6	13-3	NCAA 2nd Round
2016-17	Hawai'i	14-16	8-8	-
2017-18	Hawai'i	17-13	8-8	-
2018-19	Hawai'i	18-13	9-7	-
2019-20^	Hawai'i	9-8	8-8	-
2020-21	Hawai'i	11-10	9-9	-
2021-22	Hawai'i	17-11	10-5	-
2022-23	Hawai'i	5-2	-	-
UH Record		119-79 (.601)	65-48 (.575)	*acting head coach
Overall		122-81 (.607)	67-50 (.572)	^13-game medical leave

COACHING STAFF



John Montgomery
Associate Head Coach
7th year



Brad Davidson
Assistant Coach
2nd year



Rob Jones
Assistant Coach
1st year



Dominic Drury
Director of Operations
5th year



Johnny Trueblood
Director of Player Dev.
1st year

COACHES NOTES

- ▶ Associate head coach **John Montgomery** has been in the program for all seven years under Coach Ganot. He also coached under his father, Mike Montgomery, a 2016 inductee into the College Basketball Hall of Fame
- ▶ First-year assistant **Brad Davidson** is a former pro player in his native Australia where he also served as the shooting coach for the Boomers national team.
- ▶ **Rob Jones** was a two-time all-conference post player at Saint Mary's, who was coached by then SMC assistant Eran Ganot. He spent four years on the staff at his alma mater before coaching at UC Riverside during the 2021-22 year.



0 KODY WILLIAMS

Guard

6-0 » 190 » Freshman

Minnetonka, Minn. » South Kent School

@KodyJWilliams

- ▶ Has appeared briefly in four games.
- ▶ A 2021 graduate of Wayzata High School in Plymouth, Minn.
- ▶ A four-time all-conference selection at point guard.
- ▶ Also served as team captain for three seasons.
- ▶ As a senior, helped lead Wayzata to a 19-2 overall record and its first state title in 62 years.
- ▶ Averaged 12.3 ppg, 11.1 apg and 7.0 rpg that season.
- ▶ As a junior, averaged 11.8 points per game with a high of 21.
- ▶ Played a post-graduate season at South Kent School in Connecticut.
- ▶ Owns the program record with a 44.5-inch vertical.

GAME HIGHS

Season/Career Highs

Pts _____ 4 vs. Hawai'i Pacific, 11/19
3FG _____ None
FT _____ None
Reb _____ None
Ast _____ None
To _____ 2 vs. Mississippi Valley State, 11/11
Stl _____ None
Blk _____ None
Min _____ 3 vs. Mississippi Valley State, 11/11

2022-23 GAME-BY GAME STATS

Opponent	Date	GS	MIN	Total		3-Pointers		Free throws		Rebounds				PF	A	TO	BLK	STL	PTS	AVG
				FG-FGA	PCT	3FG-3FGA	PCT	FT-FTA	PCT	OFF	DEF	TOT	AVG							
Mississippi Val.	11/11/2022		03:22	0-1	.000	0-1	.000	0-0	.000	0	0	0	0.0	0	0	2	0	0	0	0.0
Eastern Wash.	11/13/2022		01:50	0-0	.000	0-0	.000	0-0	.000	0	0	0	0.0	0	0	0	0	0	0	0.0
vs Hawaii Pacific	11/19/2022		03:00	2-2	1.000	0-0	.000	0-0	.000	0	0	0	0.0	0	0	0	0	0	4	1.3
vs Sacramento St.	11/25/2022		01:12	0-0	.000	0-0	.000	0-0	.000	0	0	0	0.0	1	0	1	0	0	0	1.0
Totals		0	09:24	2-3	.667	0-1	.000	0-0	.000	0	0	0	0.0	1	0	3	0	0	4	1.0

Player Averages

Games Played	Minutes/game	Points/game	FG Pct	3FG Pct	FT Pct	Rebounds/game	Assists/game	Turnovers/game	Assist/Turnover ratio	Steals/game	Blocks/game
4	2.4	1.0	66.7	0.0	0.0	0.0	0.0	0.8	0.0	0.0	0.0

CAREER STATS

SEASON	TEAM	Field Goals				3-Point		F-Throws		Rebounds				Scoring							
		GP-GS	MIN/AVG	FG-FGA	FG%	3FG-3FGA	3FG%	FT-FTA	FT%	OFF	DEF	TOT	AVG	PF	FO	A	TO	BLK	STL	PTS	AVG
2022-23	Hawaii	4-0	9/2.4	2-3	.667	0-1	.000	0-0	.000	0	0	0	0.0	1-0	0	3	0	0	0	4	1.0
TOTAL		4-0	9/2.4	2-3	.667	0-1	.000	0-0	.000	0	0	0	0.0	1-0	0	3	0	0	0	4	1.0



1 AMORO LADO

Guard

6-2 » 175 » Junior

Nampa, Idaho » College of Southern Idaho

@amoro_lado

- ▶ Has averaged 7.1 minutes in seven games off the bench.
- ▶ Appeared in 27 games in 2021-22 with one start.
- ▶ Averaged 5.0 points, and 1.3 rebounds per game.
- ▶ Finished the year with 25 three-pointers and made multiple three-pointers in seven games.
- ▶ Shot 41 percent from the floor, 34 percent on three-pointers and 82 percent from the line.
- ▶ Double-digit scoring in six games.
- ▶ Born in Cairo, Egypt, raised in San Diego and Idaho and of Sudanese descent.

GAME HIGHS

Season	Career
5 vs. Hawai'i Pacific, 11/19 _____	Pts 12, 3x, last vs. UC Riverside, 3/10/22
None _____	3FG 4 vs. South Alabama, 11/27/21
1 vs. Hawai'i Pacific, 11/19 _____	FT 4, vs. UH Hilo, 11/10/21
2 vs. Mississippi Valley State, 11/11 _____	Reb 5 vs. Pacific, 11/13/21
1, 2x, last vs. TAMUC, 11/30 _____	Ast 4 vs. UH Hilo, 11/10/21
1, 2x, last vs. TAMUC, 11/30 _____	To 2, 6x, last vs. UC Riverside, 3/10/22
1, 2x, last vs. Sacramento St, 11/25 _____	Stl 1, 7x, last vs. Sacramento St., 11/25/22
1 vs. Sacramento State, 11/25 _____	Blk 1 vs. Sacramento State, 11/25
11 vs. Hawai'i Pacific, 11/19 _____	Min 31 vs. Cal State Fullerton, 3/11/22

2022-23 GAME-BY GAME STATS


Opponent	Date	GS	MIN	Total		3-Pointers		Free throws		Rebounds				PF	A	TO	BLK	STL	PTS	AVG
				FG-FGA	PCT	3FG-3FGA	PCT	FT-FTA	PCT	OFF	DEF	TOT	AVG							
Mississippi Val.	11/11/2022		08:33	1-4	.250	0-2	.000	0-0	.000	0	2	2	2.0	1	0	0	0	1	2	2.0
Eastern Wash.	11/13/2022		03:43	0-0	.000	0-0	.000	0-0	.000	0	0	0	1.0	0	0	1	0	0	0	1.0
Yale	11/14/2022		03:36	0-0	.000	0-0	.000	0-0	.000	0	0	0	0.7	0	0	0	0	0	0	0.7
vs Hawaii Pacific	11/19/2022		10:59	2-3	.667	0-0	.000	1-1	1.000	0	1	1	0.8	0	1	0	0	0	5	1.8
vs Sacramento St.	11/25/2022		10:12	0-3	.000	0-1	.000	0-0	.000	0	1	1	0.8	1	0	0	1	1	0	1.4
vs Texas St.	11/26/2022		03:42	0-0	.000	0-0	.000	0-0	.000	0	0	0	0.7	0	0	0	0	0	0	1.2
Tex. A&M-Commerce	11/30/2022		09:10	0-2	.000	0-2	.000	0-0	.000	0	0	0	0.6	1	1	1	0	0	0	1.0
Totals		0	49:55	3-12	.250	0-5	.000	1-1	1.000	0	4	4	0.6	3	2	2	1	2	7	1.0

Player Averages

Games Played	Minutes/game	Points/game	FG Pct	3FG Pct	FT Pct	Rebounds/game	Assists/game	Turnovers/game	Assist/Turnover ratio	Steals/game	Blocks/game
7	7.1	1.0	25.0	0.0	100.0	0.6	0.3	0.3	1.0	0.3	0.1

CAREER STATS

SEASON	TEAM	GP-GS	MIN/AVG	Field Goals		3-Point		F-Throws		Rebounds				Scoring						
				FG-FGA	FG%	3FG-3FGA	3FG%	FT-FTA	FT%	OFF	DEF	TOT	AVG	PF	FO	A	TO	BLK	STL	PTS
2021-22	Hawaii	27-1	375/13.9	46-112	.411	25-74	.338	18-22	.818	4	31	35	1.3	28-0	13	19	0	5	135	5.0
2022-23	Hawaii	7-0	50/7.1	3-12	.250	0-5	.000	1-1	1.000	0	4	4	0.6	3-0	2	2	1	2	7	1.0
TOTAL		34-1	424/12.5	49-124	.395	25-79	.316	19-23	.826	4	35	39	1.1	31-0	15	21	1	7	142	4.2



2 JUSTUS JACKSON

Guard

6-1 » 170 » Sophomore

Surprise, Ariz. » DME Academy

@Justo_100

- ▶ Averaging 14.7 mpg off the bench; career-high 8 pts vs. HPU.
- ▶ Shooting 46% (5-11) on three-pointers.
- ▶ A mid-season addition last year, joining the team in mid-December.
- ▶ Appeared in 10 games, all off the bench.
- ▶ Averaged 4.9 minutes in the appearances
- ▶ Scored 14 points on the year, including five points in games vs. UC San Diego and at UC Irvine.
- ▶ Played a season-high 10 minutes in regular-season finale win at CSUN.
- ▶ Father, Chris, is a former NFL wide receiver and is currently an assistant coach with the Jacksonville Jaguars.

GAME HIGHS

Season	Career
8 vs. Hawai'i Pacific, 11/19 _____ Pts ____ 8 vs. Hawai'i Pacific, 11/19/22	
2 vs. Hawai'i Pacific, 11/19 _____ 3FG ____ 2 vs. Hawai'i Pacific, 11/19/22	
None _____ FT ____ 3 at UC Irvine, 2/19/22	
4 vs. Sacramento St, 11/25 _____ Reb _ 4 vs. Sacramento State, 11/25/22	
2, 3x, last vs. Sacramento St, 11/25 _ Ast _2, 3x, last vs. Sacramento St, 11/25/22	
2, 2x, last vs. Hawai'i Pacific, 11/19 _ To ____ 2, 3x, last vs. HPU, 11/19/22	
1, 3x, last vs. Sacramento St, 11/25 _ Stl ____ 1, 4x, last vs. Sac State, 11/25/22	
None _____ Blk _____ None	
18 vs. Eastern Washington, 11/13 _ Min 18 vs. Eastern Washington, 11/13/22	

2022-23 GAME-BY GAME STATS

Opponent	Date	GS	MIN	Total		3-Pointers		Free throws		Rebounds				PF	A	TO	BLK	STL	PTS	AVG
				FG-FGA	PCT	3FG-3FGA	PCT	FT-FTA	PCT	OFF	DEF	TOT	AVG							
Mississippi Val.	11/11/2022		15:17	1-2	.500	1-2	.500	0-0	.000	0	1	1	1.0	1	0	1	0	0	3	3.0
Eastern Wash.	11/13/2022		18:10	3-4	.750	1-1	1.000	0-0	.000	0	0	0	0.5	1	2	0	0	1	7	5.0
Yale	11/14/2022		14:19	0-1	.000	0-0	.000	0-0	.000	0	1	1	0.7	0	0	2	0	0	0	3.3
vs Hawaii Pacific	11/19/2022		14:41	3-5	.600	2-4	.500	0-0	.000	0	3	3	1.3	1	2	2	0	1	8	4.5
vs Sacramento St.	11/25/2022		17:08	2-3	.667	0-0	.000	0-0	.000	1	3	4	1.8	1	2	1	0	1	4	4.4
vs Texas St.	11/26/2022		13:09	0-1	.000	0-1	.000	0-0	.000	0	0	0	1.5	1	1	1	0	0	0	3.7
Tex. A&M-Commerce	11/30/2022		10:30	1-3	.333	1-3	.333	0-0	.000	0	2	2	1.6	1	1	0	0	0	3	3.6
Totals		0	103:14	10-19	.526	5-11	.455	0-0	.000	1	10	11	1.6	6	8	7	0	3	25	3.6

Player Averages

Games Played	Minutes/game	Points/game	FG Pct	3FG Pct	FT Pct	Rebounds/game	Assists/game	Turnovers/game	Assist/Turnover ratio	Steals/game	Blocks/game
7	14.7	3.6	52.6	45.5	0.0	1.6	1.1	1.0	1.1	0.4	0.0

CAREER STATS

SEASON	TEAM	GP-GS	MIN/AVG	Field Goals		3-Point		F-Throws		Rebounds				Scoring						
				FG-FGA	FG%	3FG-3FGA	3FG%	FT-FTA	FT%	OFF	DEF	TOT	AVG	PF-FO	A	TO	BLK	STL	PTS	AVG
2021-22	Hawaii	10-0	49/4.9	5-12	.417	1-4	.250	3-3	1.000	0	1	1	0.1	11-0	2	5	0	1	14	1.4
2022-23	Hawaii	7-0	103/14.7	10-19	.526	5-11	.455	0-0	.000	1	10	11	1.6	6-0	8	7	0	3	25	3.6
TOTAL		17-0	153/9.0	15-31	.484	6-15	.400	3-3	1.000	1	11	12	0.7	17-0	10	12	0	4	39	2.3



3

JOVON MCCLANAHAN

Guard

5-10 » 175 » Junior

Vallejo, Calif. » Sheridan (Wyo.) College

@Jovon2414

- ▶ Has started the first seven games at point guard.
- ▶ Career high 15 and seven rebounds versus Yale.
- ▶ Appeared in all 28 games in 2021-22 with 14 starts.
- ▶ Averaged a team-high 3.6 assists per game and was tied for the team lead in steals (15).
- ▶ Led the Big West in assist/turnover ratio (2.3) in league games.
- ▶ JC transfer played in all 21 games in 2020-21; 2nd on the team in assists.
- ▶ An all-Region IX second-team selection at Sheridan College.
- ▶ Twin brother Jaden plays for Utah Valley University.

GAME HIGHS

Season	Career
15 vs. Yale, 11/14	Pts 15 vs. Yale, 11/14/22
3 vs. Yale, 11/14	3FG 4 vs. UC Irvine, 1/13/22
3 vs. Texas State, 11/26	FT 7,2x, last at UCSB, 3/3/22
7 vs. Yale, 11/14	Reb 7 vs. Yale, 11/14/22
4, 2x, last vs. Hawai'i Pacific, 11/19	Ast 9 at Santa Clara, 11/30/21
4 vs. Yale, 11/14	To 6 vs. Vanderbilt, 12/22/21
2, 2x, last vs. TAMUC, 11/30	Stl 4 vs. Long Beach State, 2/10/22
None	Blk None
31 vs. Yale, 11/14	Min 36 at Santa Clara, 11/30/21

2022-23 GAME-BY GAME STATS

Opponent	Date	GS	MIN	Total		3-Pointers		Free throws		Rebounds				PF	A	TO	BLK	STL	PTS	AVG	
				FG-FGA	PCT	3FG-3FGA	PCT	FT-FTA	PCT	OFF	DEF	TOT	AVG								
Mississippi Val.	11/11/2022	*	21:21	1-4	.250	0-2	.000	0-0	.000	2	1	3	3.0	0	3	1	0	0	2	2.0	
Eastern Wash.	11/13/2022	*	21:19	0-3	.000	0-1	.000	0-0	.000	0	2	2	2.5	1	4	0	0	2	0	1.0	
Yale	11/14/2022	*	30:41	5-9	.556	3-4	.750	2-2	1.000	3	4	7	4.0	4	0	4	0	1	15	5.7	
vs Hawaii Pacific	11/19/2022	*	22:19	4-6	.667	2-3	.667	0-0	.000	0	1	1	3.3	1	4	1	0	0	10	6.8	
vs Sacramento St.	11/25/2022	*	21:40	1-3	.333	0-1	.000	0-0	.000	1	1	2	3.0	1	2	0	0	0	2	5.8	
vs Texas St.	11/26/2022	*	26:51	3-5	.600	1-2	.500	3-6	.500	1	3	4	3.2	4	3	1	0	0	10	6.5	
Tex. A&M-Commerce	11/30/2022	*	29:30	0-7	.000	0-3	.000	2-2	1.000	0	4	4	3.3	2	3	2	0	2	2	5.9	
Totals			7	173:41	14-37	.378	6-16	.375	7-10	.700	7	16	23	3.3	13	19	9	0	5	41	5.9

Player Averages

Games Played	Minutes/game	Points/game	FG Pct	3FG Pct	FT Pct	Rebounds/game	Assists/game	Turnovers/game	Assist/Turnover ratio	Steals/game	Blocks/game
7	24.8	5.9	37.8	37.5	70.0	3.3	2.7	1.3	2.1	0.7	0.0

CAREER STATS

SEASON	TEAM	GP-GS	MIN/AVG	Field Goals		3-Point		F-Throws		Rebounds				Scoring						
				FG-FGA	FG%	3FG-3FGA	3FG%	FT-FTA	FT%	OFF	DEF	TOT	AVG	PF-FO	A	TO	BLK	STL	PTS	AVG
2020-21	Hawaii	21-6	382/18.2	25-78	.321	8-31	.258	10-13	.769	6	20	26	1.2	26-0	50	28	0	13	68	3.2
2021-22	Hawaii	28-14	769/27.5	54-153	.353	22-66	.333	44-61	.721	15	56	71	2.5	57-1	101	54	0	15	174	6.2
2022-23	Hawaii	7-7	174/24.8	14-37	.378	6-16	.375	7-10	.700	7	16	23	3.3	13-0	19	9	0	5	41	5.9
TOTAL		56-27	1325/23.7	93-268	.347	36-113	.319	61-84	.726	28	92	120	2.1	96-1	170	91	0	33	283	5.1



4

NOEL COLEMAN

Guard

6-2 » 190 » Junior

Leopoldsburg, Belgium » San Diego

[noelcoleman1](#)

- ▶ Leads team in scoring (17.4), assists (3.0), 3FG (19), steals (6) & min (33.7).
- ▶ 2022 Patty Mills North Shore Classic Most Outstanding Player.
- ▶ 2022 OUTFRIGGER Rainbow Classic All-Tournament Team.
- ▶ 10 career games with 20+ points, including a career-high 31 points on 12-of-19 shooting and 6 three-pointers against Vanderbilt in Dec 2021.
- ▶ All-Big West Second Team selection in 2021-22.
- ▶ Led the team in scoring (14.8 ppg), 3FG (45), and FT% (.813).
- ▶ Missed the final eight games of the 2021-22 season due to injury.
- ▶ Was a member of the Belgian U18 national team.
- ▶ Is of Nigerian (father) and Belgian (mother) descent.
- ▶ Learned English from watching Adam Sandler and Will Smith movies.

GAME HIGHS

Season

22 vs. Mississippi Valley State, 11/11 _ **Pts** _____ 31 vs. Vanderbilt, 12/22/21
 5 vs. Mississippi Valley State, 11/11 _ **3FG** _____ 6, 3x, last at LBSU, 1/8/22
 7, 2x, last vs. TAMUC, 11/30 _____ **FT** _____ 7, 3x, last vs. TAMUC, 11/30/22
 6 vs. Yale, 11/14 _____ **Reb** _____ 10 at UC San Diego, 2/17/22
 5 vs. Hawai'i Pacific, 11/19 _____ **Ast** _____ 5, 2x, last vs. HPU, 11/19/22
 3, 2x, last vs. Sacramento St, 11/25 _____ **To** _____ 4 vs. Vanderbilt, 12/22
 2, 2x, last vs. Sacramento St, 11/25 _____ **Stl** _____ 3 vs. No. Colorado, 11/11/21
 1 vs. TAMUC, 11/30 _____ **Blk** _____ 1, 5x, last TAMUC, 11/30/22
 41 vs. Yale, 11/14 _____ **Min** _____ 41 vs. Yale, 11/14/22

Career

2022-23 GAME-BY GAME STATS

Opponent	Date	GS	MIN	Total		3-Pointers		Free throws		Rebounds				PF	A	TO	BLK	STL	PTS	AVG
				FG-FGA	PCT	3FG-3FGA	PCT	FT-FTA	PCT	OFF	DEF	TOT	AVG							
Mississippi Val.	11/11/2022	*	31:27	7-13	.538	5-10	.500	3-4	.750	2	2	4	4.0	0	2	0	0	2	22	22.0
Eastern Wash.	11/13/2022	*	34:58	4-11	.364	3-7	.429	4-4	1.000	0	2	2	3.0	0	4	2	0	0	15	18.5
Yale	11/14/2022	*	41:24	5-18	.278	0-6	.000	3-4	.750	0	6	6	4.0	2	3	1	0	0	13	16.7
vs Hawaii Pacific	11/19/2022	*	26:01	5-9	.556	2-6	.333	1-1	1.000	0	2	2	3.5	1	5	3	0	0	13	15.8
vs Sacramento St.	11/25/2022	*	29:48	8-13	.615	4-7	.571	0-0	.000	0	1	1	3.0	0	3	3	0	2	20	16.6
vs Texas St.	11/26/2022	*	36:18	6-11	.545	2-6	.333	7-9	.778	0	2	2	2.8	0	3	1	0	1	21	17.3
Tex. A&M-Commerce	11/30/2022	*	35:58	4-11	.364	3-7	.429	7-8	.875	1	1	2	2.7	1	1	2	1	1	18	17.4
Totals		7	235:54	39-86	.453	19-49	.388	25-30	.833	3	16	19	2.7	4	21	12	1	6	122	17.4

Player Averages

Games Played	Minutes/game	Points/game	FG Pct	3FG Pct	FT Pct	Rebounds/game	Assists/game	Turnovers/game	Assist/Turnover ratio	Steals/game	Blocks/game
7	33.7	17.4	45.3	38.8	83.3	2.7	3.0	1.7	1.8	0.9	0.1

CAREER STATS

SEASON	TEAM	GP-GS	MIN/AVG	Field Goals		3-Point		F-Throws		Rebounds				Scoring						
				FG-FGA	FG%	3FG-3FGA	3FG%	FT-FTA	FT%	OFF	DEF	TOT	AVG	PF-FO	A	TO	BLK	STL	PTS	AVG
2019-20	SD	24-0	227/9.5	20-52	.385	8-23	.348	10-11	.909	7	13	20	0.8	19-0	18	15	0	9	58	2.4
2020-21	Hawaii	19-9	375/19.8	39-101	.386	18-46	.391	15-20	.750	7	19	26	1.4	28-1	20	22	1	10	111	5.8
2021-22	Hawaii	20-18	604/30.2	99-225	.440	45-102	.441	52-64	.813	18	44	62	3.1	34-0	39	34	3	11	295	14.8
2022-23	Hawaii	7-7	236/33.7	39-86	.453	19-49	.388	25-30	.833	3	16	19	2.7	4-0	21	12	1	6	122	17.4
TOTAL FOR Hawaii	46-34	1215/26.4	177-412	.430	82-197	.416	92-114	.807	28	79	107	2.3	66-1	80	68	5	27	528	11.5	
TOTAL	70-34	1442/20.6	197-464	.425	90-220	.409	102-125	.816	35	92	127	1.8	85-1	98	83	5	36	586	8.4	



5 BERNARDO DA SILVA

Forward

6-9 » 215 » Junior

Wasatch Academy » Rio das Ostras, Brazil

@bdasilva_5

- ▶ Leads the team in rebounds (8.1) and FG% (.586); second in scoring (11.4).
- ▶ Named to both the OUTRIGGER Rainbow Classic and Patty Mills North Shore Classic All-Tournament teams.
- ▶ Appeared in 22 games in 2021-22, starting in 19.
- ▶ Averaged 9.5 points and finished second on the team at 6.3 rebounds.
- ▶ Scored double figures in 12 games, including a season-high 19 vs. CSUN.
- ▶ Missed majority of 2020-21 due to injury, appearing in just five games.
- ▶ Played in 25 games with four starts as a true freshman in 2019-20.
- ▶ A McDonald's All-America nominee at Wasatch Academy in Utah.
- ▶ Has a 7-2 wingspan.

GAME HIGHS

Season	Career
16 vs. Sacramento State, 11/25	Pts 19 vs. CSUN, 1/27/22
None	3FG None
4 vs. Eastern Washington, 11/13	FT 8 vs. UH Hilo, 11/10/21
11 vs. Mississippi Valley St., 11/11	Reb 12 vs. UC Irvine, 1/13/22
4 vs. Eastern Washington, 11/13	Ast 4, 2x, last vs. EWU /22
2, 2x, last vs. Yale, 11/14	To 4, 2x, last at UCSB, 3/3/22
2, 2x, last vs. Hawai'i Pacific, 11/19	Stl 3, 2x, last vs. UTEP, 12/22/19
2, 2x, last vs. TAMUC, 11/30	Blk 4 vs. UC Riverside, 3/10/22
35 vs. Yale, 11/14	Min 35 vs. Yale, 11/14/22

2022-23 GAME-BY GAME STATS

Opponent	Date	GS	MIN	Total		3-Pointers		Free throws		Rebounds				PF	A	TO	BLK	STL	PTS	AVG	
				FG-FGA	PCT	3FG-3FGA	PCT	FT-FTA	PCT	OFF	DEF	TOT	AVG								
Mississippi Val.	11/11/2022	*	23:49	4-7	.571	0-0	.000	2-4	.500	4	7	11	11.0	3	2	2	1	0	10	10.0	
Eastern Wash.	11/13/2022	*	22:22	5-9	.556	0-0	.000	4-5	.800	1	5	6	8.5	3	4	0	0	0	14	12.0	
Yale	11/14/2022	*	35:12	5-11	.455	0-0	.000	2-5	.400	2	7	9	8.7	5	2	2	2	2	12	12.0	
vs Hawaii Pacific	11/19/2022	*	25:12	4-6	.667	0-0	.000	0-0	.000	0	9	9	8.8	3	3	1	1	2	8	11.0	
vs Sacramento St.	11/25/2022	*	26:10	8-12	.667	0-0	.000	0-1	.000	3	2	5	8.0	3	2	0	1	0	16	12.0	
vs Texas St.	11/26/2022	*	28:58	6-10	.600	0-0	.000	2-8	.250	2	5	7	7.8	3	1	1	1	0	14	12.3	
Tex. A&M-Commerce	11/30/2022	*	28:09	2-3	.667	0-0	.000	2-5	.400	1	9	10	8.1	3	1	1	2	0	6	11.4	
Totals			7	189:53	34-58	.586	0-0	.000	12-28	.429	13	44	57	8.1	23	15	7	8	4	80	11.4

Player Averages

Games Played	Minutes/game	Points/game	FG Pct	3FG Pct	FT Pct	Rebounds/game	Assists/game	Turnovers/game	Assist/Turnover ratio	Steals/game	Blocks/game
7	27.1	11.4	58.6	0.0	42.9	8.1	2.1	1.0	2.1	0.6	1.1

CAREER STATS

SEASON	TEAM	GP-GS	MIN/AVG	Field Goals		3-Point		F-Throws		Rebounds				Scoring						
				FG-FGA	FG%	3FG-3FGA	3FG%	FT-FTA	FT%	OFF	DEF	TOT	AVG	PF-FO	A	TO	BLK	STL	PTS	AVG
2019-20	Hawaii	25-4	317/12.7	37-73	.507	0-0	.000	39-69	.565	31	57	88	3.5	55-0	7	18	8	11	113	4.5
2020-21	Hawaii	5-0	23/4.7	2-4	.500	0-0	.000	1-2	.500	3	8	11	2.2	7-0	0	2	0	1	5	1.0
2021-22	Hawaii	22-19	550/25.0	78-145	.538	0-0	.000	52-72	.722	33	106	139	6.3	51-0	23	22	18	11	208	9.5
2022-23	Hawaii	7-7	190/27.1	34-58	.586	0-0	.000	12-28	.429	13	44	57	8.1	23-1	15	7	8	4	80	11.4
TOTAL		59-30	1080/18.3	151-280	.539	0-0	.000	104-171	.608	80	215	295	5.0	136-1	45	49	34	27	406	6.9



10 BEON RILEY

Guard

6-6 » 225 » Sophomore

Chula Vista, Calif. » Cathedral Catholic HS

@BeonRiley23

- ▶ Third year in the program.
- ▶ Averaging 12.3 minutes in six games off the bench.
- ▶ Four points and a career-high eight rebounds versus Yale.
- ▶ Season-high seven points in win over Sacramento State.
- ▶ Appeared in 23 games off the bench in 2021-22
- ▶ Had a season-high 10 points to key home win over Cal Poly.
- ▶ Also added six rebounds, two blocks and two steals versus the Mustangs.
- ▶ A first-team all-CIF pick and named Western League MVP after averaging 13.1 ppg and 7.0 rpg for Cathedral Catholic High School in San Diego, Calif.
- ▶ Full first name is Beon Ja (pronounced Jay).

GAME HIGHS

Season	Career
7 vs. Sacramento State, 11/25	Pts 10 vs. Cal Poly, 2/24/22
None	3FG 2, 2x, last vs. CSUB, 2/26/22
1 vs. Sacramento State, 11/25	FT 5 at CSUN, 3/5/22
8 vs. Yale, 11/14	Reb 8 vs. Yale, 11/14/22
2, 3x, last vs. Texas State, 11/26	Ast 3 vs. UH Hilo, 11/10/21
1, 3x, last vs. Hawai'i Pacific, 11/19	To 3, 2x, last vs. So. Fla., 12/23/21
None	Stl 2, 2x last vs. Cal Poly, 2/24/22
1, 2x, last Hawai'i Pacific, 11/19	Blk 2 vs. Cal Poly, 2/24/22
22 vs. Yale, 11/14	Min 28 vs. Cal Poly, 2/24/22

2022-23 GAME-BY GAME STATS

Opponent	Date	GS	MIN	Total		3-Pointers		Free throws		Rebounds				PF	A	TO	BLK	STL	PTS	AVG
				FG-FGA	PCT	3FG-3FGA	PCT	FT-FTA	PCT	OFF	DEF	TOT	AVG							
Mississippi Val.	11/11/2022		02:40	0-1	.000	0-0	.000	0-0	.000	0	0	0	0.0	0	0	0	0	0	0	0.0
Eastern Wash.	11/13/2022		09:17	0-1	.000	0-0	.000	0-0	.000	0	0	0	0.0	3	1	1	0	0	0	0.0
Yale	11/14/2022		22:16	2-5	.400	0-1	.000	0-0	.000	5	3	8	2.7	3	2	1	1	0	4	1.3
vs Hawaii Pacific	11/19/2022		06:51	0-2	.000	0-1	.000	0-0	.000	1	1	2	2.5	0	1	1	1	0	0	1.0
vs Sacramento St.	11/25/2022		19:42	3-4	.750	0-0	.000	1-2	.500	0	4	4	2.8	1	2	0	0	0	7	2.2
vs Texas St.	11/26/2022		13:09	1-1	1.000	0-0	.000	0-0	.000	1	2	3	2.8	1	2	0	0	0	2	2.2
Totals		0	73:55	6-14	.429	0-2	.000	1-2	.500	7	10	17	2.8	8	8	3	2	0	13	2.2

Player Averages

Games Played	Minutes/game	Points/game	FG Pct	3FG Pct	FT Pct	Rebounds/game	Assists/game	Turnovers/game	Assist/Turnover ratio	Steals/game	Blocks/game
6	12.3	2.2	42.9	0.0	50.0	2.8	1.3	0.5	2.7	0.0	0.3

CAREER STATS

SEASON	TEAM	GP-GS	MIN/AVG	Field Goals		3-Point		F-Throws		Rebounds				Scoring						
				FG-FGA	FG%	3FG-3FGA	3FG%	FT-FTA	FT%	OFF	DEF	TOT	AVG	PF-FO	A	TO	BLK	STL	PTS	AVG
2020-21	Hawaii	12-0	54/4.5	2-13	.154	0-3	.000	6-8	.750	4	6	10	0.8	3-0	4	8	0	3	10	0.8
2021-22	Hawaii	23-0	278/12.1	20-62	.323	4-19	.211	20-33	.606	23	34	57	2.5	40-1	17	21	6	9	64	2.8
2022-23	Hawaii	6-0	74/12.3	6-14	.429	0-2	.000	1-2	.500	7	10	17	2.8	8-0	8	3	2	0	13	2.2
TOTAL		41-0	405/9.9	28-89	.315	4-24	.167	27-43	.628	34	50	84	2.0	51-1	29	32	8	12	87	2.1



13

MATIJA SVETOZAREVIC

Forward

6-8 » 230 » Sophomore

Nis, Serbia » Portland

@svetozarevic_

- ▶ Has appeared briefly in four games.
- ▶ Played freshman season at the University of Portland.
- ▶ Appeared in 23 games with one start as a true freshman for the Pilots.
- ▶ Averaged 2.6 points and 1.7 rebounds while averaging nearly 10 minutes per game.
- ▶ Competed internationally with the Serbian Junior National Team.
- ▶ Helped the U16 squad place fifth at the 2018 FIBA European Championships and was also a member of the U18 team.
- ▶ Father Dragan played professional volleyball in Europe and mother Gordana played professional table tennis

GAME HIGHS

Season	Career (UH & Portland)
2 vs. Hawai'i Pacific, 11/19 _____	Pts _____ 7, 2x, last vs. LMU, 2/12/22
None _____	3FG 1, 7x, last at Southern Utah, 3/26/22
None _____	FT _____ 4 at Pepperdine, 1/15/22
1 vs. Mississippi Valley State, 11/11 _____	Reb _____ 5 at Pepperdine, 1/15/22
None _____	Ast 1, 11x, last at Southern Utah, 3/26/22
1 vs. Sacramento State, 11/25 _____	To _____ 3, 2x, last vs. New Orleans, 3/19/22
None _____	Stl _____ 1, 5x, last vs. New Orleans, 3/19/22
None _____	Blk _____ 1, 2x, last at Pepperdine, 1/15/22
3 vs. Hawai'i Pacific, 11/19 _____	Min _____ 20 at Montana State, 12/19/21

2022-23 GAME-BY GAME STATS

Opponent	Date	GS	MIN	Total		3-Pointers		Free throws		Rebounds				PF	A	TO	BLK	STL	PTS	AVG
				FG-FGA	PCT	3FG-3FGA	PCT	FT-FTA	PCT	OFF	DEF	TOT	AVG							
Mississippi Val.	11/11/2022		02:26	0-1	.000	0-1	.000	0-0	.000	1	0	1	1.0	1	0	0	0	0	0	0.0
Eastern Wash.	11/13/2022		01:13	0-0	.000	0-0	.000	0-0	.000	0	0	0	0.5	0	0	0	0	0	0	0.0
vs Hawaii Pacific	11/19/2022		03:00	1-2	.500	0-0	.000	0-0	.000	0	0	0	0.3	0	0	0	0	0	2	0.7
vs Sacramento St.	11/25/2022		01:12	0-1	.000	0-0	.000	0-0	.000	0	0	0	0.3	0	0	1	0	0	0	0.5
Totals		0	07:51	1-4	.250	0-1	.000	0-0	.000	1	0	1	0.3	1	0	1	0	0	2	0.5

Player Averages

Games Played	Minutes/game	Points/game	FG Pct	3FG Pct	FT Pct	Rebounds/game	Assists/game	Turnovers/game	Assist/Turnover ratio	Steals/game	Blocks/game
4	2.0	0.5	25.0	0.0	0.0	0.3	0.0	0.3	0.0	0.0	0.0

CAREER STATS

SVETOZAREVIC, Matija

SEASON	TEAM	GP-GS	MIN/AVG	Field Goals		3-Point		F-Throws		Rebounds				Scoring						
				FG-FGA	FG%	3FG-3FGA	3FG%	FT-FTA	FT%	OFF	DEF	TOT	AVG	PF-FO	A	TO	BLK	STL	PTS	AVG
2021-22	UP	23-1	222/9.7	19-57	.333	7-30	.233	15-16	.938	7	33	40	1.7	18-0	11	12	2	5	60	2.6
2022-23	Hawaii	4-0	8/2.0	1-4	.250	0-1	.000	0-0	.000	1	0	1	0.3	1-0	0	1	0	0	2	0.5
TOTAL FOR Hawaii		4-0	8/2.0	1-4	.250	0-1	.000	0-0	.000	1	0	1	0.3	1-0	0	1	0	0	2	0.5



14 HARRY ROUHLIADEFF

Forward

6-9 » 220 » Freshman

Brisbane, Australia » Villanova College

@HRouhliadoff

- ▶ Top scorer off the bench averaging 6.0 ppg in 13.8 mpg
- ▶ Shooting 56% from the floor
- ▶ Posted 11 points and 4 rebounds in North Shore Classic title game.
- ▶ A 2021 graduate of Villanova College in Brisbane, Australia.
- ▶ Averaged 30 points and 13 rebounds in two seasons at Villanova.
- ▶ Was also a key player for the Queensland state squad that captured back-to-back titles in the 2021 and '22 Australia U20 Nationals.
- ▶ An amateur player with the Southern Districts Spartans of Australia's National Basketball League 1, a developmental league for the NBL.
- ▶ Trained with the NBL's Brisbane Bullets.

GAME HIGHS

Season/Career Highs

Pts _____ 11 vs. Texas State, 11/26
3FG _____ 1, 2x, last vs. Texas State, 11/26
FT _____ 2 vs. Hawai'i Pacific
Reb _____ 4, 3x, last vs. Texas State, 11/26
Ast _____ 1 vs. Texas A&M-Commerce, 11/30/22
To _____ 1, 2x, last vs. Texas State, 11/26
Stl _____ 1, 3x, last vs. Texas A&M-Commerce, 11/30
Blk _____ 1 vs. Eastern Washington, 11/13
Min _____ 20 vs. Texas State, 11/26

2022-23 GAME-BY GAME STATS

Opponent	Date	GS	MIN	Total		3-Pointers		Free throws		Rebounds				PF	A	TO	BLK	STL	PTS	AVG
				FG-FGA	PCT	3FG-3FGA	PCT	FT-FTA	PCT	OFF	DEF	TOT	AVG							
Mississippi Val.	11/11/2022		16:28	1-5	.200	0-4	.000	0-0	.000	1	1	2	2.0	2	0	1	0	0	2	2.0
Eastern Wash.	11/13/2022		07:26	2-6	.333	0-1	.000	0-0	.000	1	0	1	1.5	4	0	0	1	0	4	3.0
Yale	11/14/2022		07:14	1-2	.500	0-1	.000	0-0	.000	1	3	4	2.3	1	0	0	0	0	2	2.7
vs Hawaii Pacific	11/19/2022		15:03	4-5	.800	0-0	.000	2-2	1.000	3	1	4	2.8	2	0	0	0	1	10	4.5
vs Sacramento St.	11/25/2022		16:43	4-5	.800	1-2	.500	0-0	.000	0	0	0	2.2	0	0	0	0	0	9	5.4
vs Texas St.	11/26/2022		19:35	5-6	.833	1-1	1.000	0-0	.000	2	2	4	2.5	1	0	1	0	1	11	6.3
Tex. A&M-Commerce	11/30/2022		14:06	2-5	.400	0-2	.000	0-1	.000	0	0	0	2.1	3	1	1	0	0	4	6.0
Totals		0	96:34	19-34	.559	2-11	.182	2-3	.667	8	7	15	2.1	13	1	3	1	2	42	6.0

Player Averages

Games Played	Minutes/game	Points/game	FG Pct	3FG Pct	FT Pct	Rebounds/game	Assists/game	Turnovers/game	Assist/Turnover ratio	Steals/game	Blocks/game
7	13.8	6.0	55.9	18.2	66.7	2.1	0.1	0.4	0.3	0.3	0.1

CAREER STATS

SEASON	TEAM	GP-GS	MIN/AVG	Field Goals		3-Point		F-Throws		Rebounds				Scoring						
				FG-FGA	FG%	3FG-3FGA	3FG%	FT-FTA	FT%	OFF	DEF	TOT	AVG	PF-FO	A	TO	BLK	STL	PTS	AVG
2022-23	Hawaii	7-0	97/13.8	19-34	.559	2-11	.182	2-3	.667	8	7	15	2.1	13-0	1	3	1	2	42	6.0
TOTAL		7-0	97/13.8	19-34	.559	2-11	.182	2-3	.667	8	7	15	2.1	13-0	1	3	1	2	42	6.0



20 ZOAR NEDD

Forward

6-6 » 225 » Junior

Kapolei, O'ahu » Kapolei HS

@Justzoar23

- ▶ Averaging 6.3 minutes in five appearance this year.
- ▶ Appeared in 21 of 28 games off the bench in 2021-22.
- ▶ Scored a career-high 10 points in 13 minutes played vs. UH Hilo.
- ▶ Nine points on a trio of three-pointers off the bench in win at LBSU.
- ▶ A two-time all-state and all-OIA West first-team selection at Kapolei HS.
- ▶ Twice named to the Honolulu Star-Advertiser Feb 15.
- ▶ Member of the Big West Diversity, Equity and Inclusion Committee.
- ▶ Started making music during quarantine and has music out on Apple and Spotify as 'Young Zo' including two albums "Luv Zo" and "Zo's World."
- ▶ Has 118k followers on TikTok.

GAME HIGHS

Season	Career
None	Pts 10 vs. UH Hilo, 11/10/21
None	3FG 3 at LBSU, 1/8/22
None	FT 3 vs. UH Hilo, 11/10/21
3 vs. Mississippi Valley State, 11/11	Reb 3, 5x, last vs. MVSU, 11/11/22
1, 2x, last vs. Hawai'i Pacific, 11/19	Ast 2 at Long Beach State, 1/8/22
1 vs. Mississippi Valley State, 11/11	To 3 vs. Hawai'i Hilo, 12/19/20
1 vs. Hawai'i Pacific, 11/19	Stl 2 vs. UC San Diego, 1/15/22
1 vs. Mississippi Valley State, 11/11	Blk None
11 vs. Mississippi Valley State, 11/11	Min 20 vs. South Florida, 12/23/21

2022-23 GAME-BY GAME STATS

Opponent	Date	GS	MIN	Total		3-Pointers		Free throws		Rebounds				PF	A	TO	BLK	STL	PTS	AVG
				FG-FGA	PCT	3FG-3FGA	PCT	FT-FTA	PCT	OFF	DEF	TOT	AVG							
Mississippi Val.	11/11/2022		11:19	0-2	.000	0-2	.000	0-0	.000	2	1	3	3.0	1	1	1	1	0	0	0.0
Eastern Wash.	11/13/2022		02:01	0-0	.000	0-0	.000	0-0	.000	0	0	0	1.5	1	0	0	0	0	0	0.0
vs Hawaii Pacific	11/19/2022		09:17	0-2	.000	0-2	.000	0-0	.000	0	1	1	1.3	2	1	0	0	1	0	0.0
vs Sacramento St.	11/25/2022		02:55	0-1	.000	0-1	.000	0-0	.000	1	1	2	1.5	0	0	0	0	0	0	0.0
Tex. A&M-Commerce	11/30/2022		05:53	0-0	.000	0-0	.000	0-0	.000	0	0	0	1.2	0	0	0	0	0	0	0.0
Totals		0	31:25	0-5	.000	0-5	.000	0-0	.000	3	3	6	1.2	4	2	1	1	1	0	0.0

Player Averages

Games Played	Minutes/game	Points/game	FG Pct	3FG Pct	FT Pct	Rebounds/game	Assists/game	Turnovers/game	Assist/Turnover ratio	Steals/game	Blocks/game
5	6.3	0.0	0.0	0.0	0.0	1.2	0.4	0.2	2.0	0.2	0.2

CAREER STATS

SEASON	TEAM	GP-GS	MIN/AVG	Field Goals		3-Point		F-Throws		Rebounds				Scoring						
				FG-FGA	FG%	3FG-3FGA	3FG%	FT-FTA	FT%	OFF	DEF	TOT	AVG	PF-FO	A	TO	BLK	STL	PTS	AVG
2019-20	Hawaii	9-0	41/4.6	5-6	.833	1-1	1.000	2-4	.500	1	4	5	0.6	3-0	2	3	0	0	13	1.4
2020-21	Hawaii	6-0	19/3.1	3-3	1.000	0-0	.000	1-2	.500	1	3	4	0.7	1-0	0	4	0	1	7	1.2
2021-22	Hawaii	21-0	145/6.9	12-40	.300	8-33	.242	6-7	.857	3	17	20	1.0	8-0	6	6	0	5	38	1.8
2022-23	Hawaii	5-0	31/6.3	0-5	.000	0-5	.000	0-0	.000	3	3	6	1.2	4-0	2	1	1	1	0	0.0
TOTAL		41-0	236/5.8	20-54	.370	9-39	.231	9-13	.692	8	27	35	0.9	16-0	10	14	1	7	58	1.4



22 RYAN RAPP

Guard

6-5 » 195 » Junior

Melbourne, Australia » Washington State

- ▶ Has played briefly in three games this season.
- ▶ Previously played three seasons at Washington State.
- ▶ Appeared in 54 career games
- ▶ During the 2020-21 campaign, started four games for the Cougars, including a game versus eventual Final Four squad UCLA in which he posted eight rebounds and eight assists.
- ▶ Part of the 2021-22 Cougar squad that advanced to the NIT semifinals for just the second time in program history.
- ▶ Father Tim was an All-American basketball player at UC San Diego and is in the school's Athletics Hall of Fame.

GAME HIGHS

Season	Career (UH & WSU)
2 vs. Eastern Washington, 11/13	Pts 15 at Oregon State, 2/6/21
None	3FG 3 at Oregon State, 2/6/21
2 vs. Eastern Washington, 11/13	FT 5 vs. Montana State, 12/18/20
1 vs. Mississippi Valley State, 11/11	Reb 8 vs. UCLA, 2/11/21
None	Ast 8 vs. UCLA, 2/11/21
None	To 3, 2x, last at Arizona State, 2/27/21
1 vs. Eastern Washington, 11/13	Stl 2, 2x, last vs. USC, 2/13/21
None	Blk 1, 3x, last vs. Weber State, 12/8/21
2 vs. Mississippi Valley State, 11/11	Min 35 vs. UCLA, 2/11/21

2022-23 GAME-BY GAME STATS

Opponent	Date	GS	MIN	Total		3-Pointers		Free throws		Rebounds				PF	A	TO	BLK	STL	PTS	AVG
				FG-FGA	PCT	3FG-3FGA	PCT	FT-FTA	PCT	OFF	DEF	TOT	AVG							
Mississippi Val.	11/11/2022		02:26	0-0	.000	0-0	.000	0-0	.000	1	0	1	1.0	0	0	0	0	0	0	0.0
Eastern Wash.	11/13/2022		01:50	0-0	.000	0-0	.000	2-2	1.000	0	0	0	0.5	0	0	0	0	1	2	1.0
vs Hawaii Pacific	11/19/2022		05:50	0-0	.000	0-0	.000	0-0	.000	0	0	0	0.3	0	0	0	0	0	0	0.7
Totals		0	10:06	0-0	.000	0-0	.000	2-2	1.000	1	0	1	0.3	0	0	0	0	1	2	0.7

Player Averages

Games Played	Minutes/game	Points/game	FG Pct	3FG Pct	FT Pct	Rebounds/game	Assists/game	Turnovers/game	Assist/Turnover ratio	Steals/game	Blocks/game
3	3.4	0.7	0.0	0.0	100.0	0.3	0.0	0.0	0.0	0.3	0.0

CAREER STATS

SEASON	TEAM	GP-GS	MIN/AVG	Field Goals		3-Point		F-Throws		Rebounds				Scoring						
				FG-FGA	FG%	3FG-3FGA	3FG%	FT-FTA	FT%	OFF	DEF	TOT	AVG	PF-FO	A	TO	BLK	STL	PTS	AVG
2019-20	WSU	19-0	137/7.2	11-26	.423	4-13	.308	4-4	1.000	3	9	12	0.6	9-0	9	8	0	3	30	1.6
2020-21	WSU	19-4	392/20.6	21-69	.304	11-40	.275	14-21	.667	5	44	49	2.6	34-1	39	29	2	6	67	3.5
2021-22	WSU	16-0	73/4.6	4-17	.235	3-15	.200	8-8	1.000	0	12	12	0.8	4-0	3	5	1	1	19	1.2
2022-23	Hawaii	3-0	10/3.4	0-0	.000	0-0	.000	2-2	1.000	1	0	1	0.3	0-0	0	0	0	1	2	0.7
TOTAL FOR Hawaii		3-0	10/3.4	0-0	.000	0-0	.000	2-2	1.000	1	0	1	0.3	0-0	0	0	0	1	2	0.7
TOTAL		57-4	612/10.7	36-112	.321	18-68	.265	28-35	.800	9	65	74	1.3	47-1	51	42	3	11	118	2.1



23 MOR SECK

Center

7-1 » 230 » Freshman

Ngayene Daour, Senegal » Prolific Prep

[@seckmor23](#)

- ▶ Has played in four games; 6 points in 5 minutes in collegiate debut versus Mississippi Valley State.
- ▶ Averaged 10.5 points, 6.5 rebounds and 2.0 blocks for one of the nation's premier prep basketball programs in Prolific Prep in Napa, Calif.
- ▶ Helped Prolific advance to the semifinals of the 2022 Geico Nationals after finishing with a 14-1 regular-season record and first-place league finish.
- ▶ Rated a three-star prospect by 247Sports.
- ▶ Born in Ngayene Daour, Senegal and moved to the U.S. as a HS freshman.
- ▶ Speaks Wolof, French and English.
- ▶ Full name is Elhadji Mor Seck.

GAME HIGHS

Season/Career Highs

Pts _____ 6 vs. Mississippi Valley State, 11/11
3FG _____ None
FT _____ 4 vs. Mississippi Valley State, 11/11
Reb _____ 2 vs. Eastern Washington, 11/13
Ast _____ None
To _____ 1 vs. Eastern Washington, 11/13
Stl _____ None
Blk _____ 1 vs. Hawai'i Pacific, 11/19
Min _____ 8 vs. Eastern Washington, 11/13

2022-23 GAME-BY GAME STATS

Opponent	Date	GS	MIN	Total		3-Pointers		Free throws		Rebounds				PF	A	TO	BLK	STL	PTS	AVG
				FG-FGA	PCT	3FG-3FGA	PCT	FT-FTA	PCT	OFF	DEF	TOT	AVG							
Mississippi Val.	11/11/2022		05:14	1-1	1.000	0-0	.000	4-5	.800	1	0	1	1.0	2	0	0	0	0	6	6.0
Eastern Wash.	11/13/2022		08:12	1-2	.500	0-0	.000	0-1	.000	1	1	2	1.5	2	0	1	0	0	2	4.0
vs Hawaii Pacific	11/19/2022		05:50	1-2	.500	0-0	.000	0-0	.000	0	0	0	1.0	0	0	0	1	0	2	3.3
vs Sacramento St.	11/25/2022		03:14	0-0	.000	0-0	.000	0-0	.000	0	0	0	0.8	0	0	0	0	0	0	2.5
Totals		0	22:30	3-5	.600	0-0	.000	4-6	.667	2	1	3	0.8	4	0	1	1	0	10	2.5

Player Averages

Games Played	Minutes/game	Points/game	FG Pct	3FG Pct	FT Pct	Rebounds/game	Assists/game	Turnovers/game	Assist/Turnover ratio	Steals/game	Blocks/game
4	5.6	2.5	60.0	0.0	66.7	0.8	0.0	0.3	0.0	0.0	0.3

CAREER STATS

SEASON	TEAM	GP-GS	MIN/AVG	Field Goals		3-Point		F-Throws		Rebounds				Scoring						
				FG-FGA	FG%	3FG-3FGA	3FG%	FT-FTA	FT%	OFF	DEF	TOT	AVG	PF	FO	A	TO	BLK	STL	PTS
2022-23	Hawaii	4-0	22/5.6	3-5	.600	0-0	.000	4-6	.667	2	1	3	0.8	4-0	0	1	1	0	10	2.5
TOTAL		4-0	22/5.6	3-5	.600	0-0	.000	4-6	.667	2	1	3	0.8	4-0	0	1	1	0	10	2.5



32 SAMUTA AVEA

Guard/Forward
6-6 » 200 » Senior
Hau'ula, O'ahu » Kahuku HS

@32muta

- ▶ Team co-captain.
- ▶ Averaging 9.0 ppg and 2.7 rpg in return to the court.
- ▶ Tied his career high with 20 points in season debut vs. Miss. Valley State.
- ▶ Has converted all 17 of his FTs this year; 32 straight FTs overall.
- ▶ Missed two previous seasons: 2021-22 (injury); 2020-21 (opted out).
- ▶ Has appeared in 85 career games over three-plus years.
- ▶ In last full season, started all 25 games he played in 2019-20, averaging 10.8 ppg and 4.3 rpg.
- ▶ Second on the team in scoring and 3FGM (39) as a junior in 2019-20.
- ▶ UH's first Hawai'i high school signee since Bobby Nash in 2003.
- ▶ First name is a mashup of his parents geographic roots (Samoa + Utah).

GAME HIGHS

Season	Career
20 vs. Mississippi Valley State, 11/11	Pts 20, 2x, last vs. MVSU, 11/11/22
2, 2x, last vs. Eastern Wash., 11/13	3FG 4, 2x, last at UC Davis, 3/5/20
8 vs. Texas State, 11/26	FT 8 vs. Texas State, 11/26/22
5 vs. Yale, 11/14	Reb 9, 2x, last at CSUN, 3/7/20
2 vs. Texas State, 11/26	Ast 4 vs. Washington, 12/23/19
3, 2x, last vs. Texas State, 11/26	To 5 vs. UC Irvine, 2/15/20
1, 3x, last vs. TAMUC, 11/30	Stl 2 vs. Cal State Fullerton, 2/27/20
3 vs. Eastern Washington, 11/13	Blk 3 vs. Eastern Washington, 11/13/22
37 vs. Yale, 11/14	Min 39, 2x, last at CSUN, 3/7/20

2022-23 GAME-BY GAME STATS

Opponent	Date	GS	MIN	Total		3-Pointers		Free throws		Rebounds				PF	A	TO	BLK	STL	PTS	AVG	
				FG-FGA	PCT	3FG-3FGA	PCT	FT-FTA	PCT	OFF	DEF	TOT	AVG								
Mississippi Val.	11/11/2022	*	29:40	8-14	.571	2-4	.500	2-2	1.000	1	0	1	1.0	1	0	1	0	1	20	20.0	
Eastern Wash.	11/13/2022	*	31:07	3-9	.333	2-6	.333	2-2	1.000	0	3	3	2.0	1	0	1	3	1	10	15.0	
Yale	11/14/2022	*	37:06	1-12	.083	1-5	.200	2-2	1.000	2	3	5	3.0	1	0	3	0	0	5	11.7	
vs Hawaii Pacific	11/19/2022	*	27:17	1-4	.250	0-1	.000	2-2	1.000	0	0	0	2.3	0	1	0	1	0	4	9.8	
vs Sacramento St.	11/25/2022	*	19:06	4-6	.667	1-1	1.000	0-0	.000	0	2	2	2.2	0	1	0	0	0	9	9.6	
vs Texas St.	11/26/2022	*	26:51	0-4	.000	0-0	.000	8-8	1.000	1	3	4	2.5	1	2	3	0	0	8	9.3	
Tex. A&M-Commerce	11/30/2022	*	30:24	3-8	.375	0-3	.000	1-1	1.000	1	3	4	2.7	3	1	2	0	1	7	9.0	
Totals			7	201:31	20-57	.351	6-20	.300	17-17	1.000	5	14	19	2.7	7	5	10	4	3	63	9.0

Player Averages

Games Played	Minutes/game	Points/game	FG Pct	3FG Pct	FT Pct	Rebounds/game	Assists/game	Turnovers/game	Assist/Turnover ratio	Steals/game	Blocks/game
7	28.8	9.0	35.1	30.0	100.0	2.7	0.7	1.4	0.5	0.4	0.6

CAREER STATS

SEASON	TEAM	GP-GS	MIN/AVG	Field Goals		3-Point		F-Throws		Rebounds				Scoring						
				FG-FGA	FG%	3FG-3FGA	3FG%	FT-FTA	FT%	OFF	DEF	TOT	AVG	PF-FO	A	TO	BLK	STL	PTS	AVG
2017-18	Hawaii	26-1	205/7.9	28-62	.452	5-22	.227	6-10	.600	13	32	45	1.7	19-0	9	16	1	4	67	2.6
2018-19	Hawaii	31-3	491/15.8	54-129	.419	14-40	.350	25-38	.658	30	83	113	3.6	37-0	19	31	10	6	147	4.7
2019-20	Hawaii	25-25	753/30.1	95-232	.409	39-112	.348	40-48	.833	20	88	108	4.3	45-1	33	36	8	8	269	10.8
2022-23	Hawaii	7-7	202/28.8	20-57	.351	6-20	.300	17-17	1.000	5	14	19	2.7	7-0	5	10	4	3	63	9.0
TOTAL		89-36	1650/18.5	197-480	.410	64-194	.330	88-113	.779	68	217	285	3.2	108-1	66	93	23	21	546	6.1



44 KAMAKA HEPA

Forward

6-10 » 215 » Senior

Utqiagvik, Alaska » Texas

- ▶ A team captain each of the last two seasons.
- ▶ Has started all 34 games he has played in at UH.
- ▶ Averaging 9.6 ppg, 6.3 and team-leading 10 blocks through first 7 games.
- ▶ Recorded first career double-double (13 pt, 12 reb) vs. Hawai'i Pacific.
- ▶ Played three years at the University of Texas, playing in 60 games.
- ▶ Graduated from Texas in three years with a degree in sports management and a minor in business
- ▶ Rated the nation's No. 47 recruit nationally out of Jefferson HS in Portland.
- ▶ Hails from Utqiagvik, Alaska, the northern most town in the United States.
- ▶ Is of native Hawaiian ancestry with his father Roland from Kaua'i.

GAME HIGHS

Season	Career (UH & Texas)
17 vs. Yale, 11/14	Pts 19, 2x, last at UCSB, 3/3/22
3 vs. Eastern Washington, 11/13	3FG 5, 2x, last at UCSB, 3/3/22
2 vs. TAMUC, 11/30	FT 9 at CSUN, 3/5/22
12 vs. Hawai'i Pacific, 11/19	Reb 12 vs. Hawai'i Pacific, 11/19/22
5 vs. Sacramento State, 11/25	Ast 5 vs. Sacramento St, 11/25/22
3, 2x, last vs. TAMUC, 11/30	To 5, 2x, last at UCSB, 3/3/22
1, 4x, last vs. Sacramento St, 11/25	Stl 2, 3x, last at UCSB, 3/3/22
2, 3x, last vs. Sacramento St, 11/25	Blk 3, 3x, last vs. LBSU, 2/10/22
36, 2x, last vs. TAMUC, 11/30	Min 39 at Baylor, 2/27/19

2022-23 GAME-BY GAME STATS

Opponent	Date	GS	MIN	Total		3-Pointers		Free throws		Rebounds				PF	A	TO	BLK	STL	PTS	AVG
				FG-FGA	PCT	3FG-3FGA	PCT	FT-FTA	PCT	OFF	DEF	TOT	AVG							
Mississippi Val.	11/11/2022	*	25:58	2-11	.182	1-6	.167	0-0	.000	1	3	4	4.0	3	4	2	1	1	5	5.0
Eastern Wash.	11/13/2022	*	36:32	7-11	.636	3-7	.429	0-1	.000	2	7	9	6.5	2	0	1	2	1	17	11.0
Yale	11/14/2022	*	33:12	3-9	.333	2-4	.500	0-0	.000	1	6	7	6.7	4	2	3	2	1	8	10.0
vs Hawaii Pacific	11/19/2022	*	24:40	5-9	.556	2-4	.500	1-2	.500	2	10	12	8.0	1	2	2	1	0	13	10.8
vs Sacramento St.	11/25/2022	*	30:58	3-4	.750	1-1	1.000	0-0	.000	0	2	2	6.8	2	5	0	2	1	7	10.0
vs Texas St.	11/26/2022	*	31:27	2-7	.286	2-6	.333	0-0	.000	0	3	3	6.2	2	0	1	1	0	6	9.3
Tex. A&M-Commerce	11/30/2022	*	36:20	4-10	.400	1-7	.143	2-2	1.000	0	7	7	6.3	3	3	3	1	0	11	9.6
Totals			7 219:07	26-61	.426	12-35	.343	3-5	.600	6	38	44	6.3	17	16	12	10	4	67	9.6

Player Averages

Games Played	Minutes/game	Points/game	FG Pct	3FG Pct	FT Pct	Rebounds/game	Assists/game	Turnovers/game	Assist/Turnover ratio	Steals/game	Blocks/game
7	31.3	9.6	42.6	34.3	60.0	6.3	2.3	1.7	1.3	0.6	1.4

CAREER STATS

SEASON	TEAM	GP-GS	MIN/AVG	Field Goals		3-Point		F-Throws		Rebounds				Scoring						
				FG-FGA	FG%	3FG-3FGA	3FG%	FT-FTA	FT%	OFF	DEF	TOT	AVG	PF-FO	A	TO	BLK	STL	PTS	AVG
2018-19	UT	28-1	277/9.9	16-55	.291	13-42	.310	6-7	.857	10	33	43	1.5	17-0	10	7	8	1	51	1.8
2019-20	UT	23-10	296/12.9	22-61	.361	14-48	.292	6-9	.667	11	33	44	1.9	37-0	13	12	14	4	64	2.8
2020-21	UT	9-1	57/6.3	9-18	.500	8-16	.500	0-1	.000	2	7	9	1.0	8-0	1	3	2	1	26	2.9
2021-22	Hawaii	27-27	757/28.0	84-191	.440	42-106	.396	45-56	.804	30	106	136	5.0	62-2	38	55	20	12	255	9.4
2022-23	Hawaii	7-7	219/31.3	26-61	.426	12-35	.343	3-5	.600	6	38	44	6.3	17-0	16	12	10	4	67	9.6
TOTAL FOR Hawaii		34-34	976/28.7	110-252	.437	54-141	.383	48-61	.787	36	144	180	5.3	79-2	54	67	30	16	322	9.5
TOTAL		94-46	1606/17.1	157-386	.407	89-247	.360	60-78	.769	59	217	276	2.9	141-2	78	89	54	22	463	4.9

2022-23 OVERALL STATS

Game Records

Record	Overall	Home	Away	Neutral
ALL GAMES	5-2	2-2	0-0	3-0
CONFERENCE	0-0	0-0	0-0	0-0
NON-CONFERENCE	5-2	2-2	0-0	3-0

Score by Periods

Team	1st	2nd	OT	TOT
Hawaii	209	261	8	478
Opponents	173	217	11	401

Team Box Score

No.	Player				Total		3-Point		F-Throw		Rebounds											
		GP-GS	MIN	AVG	FG-FGA	FG%	3FG-3FGA	3FG%	FT-FTA	FT%	OFF	DEF	TOT	AVG	PF	DQ	A	TO	BLK	STL	PTS	AVG
4	COLEMAN, Noel	7-7	235:54	33.7	39-86	.453	19-49	.388	25-30	.833	3	16	19	2.7	4	0	21	12	1	6	122	17.4
5	DA SILVA, Bernardo	7-7	189:53	27.1	34-58	.586	0-0	.000	12-28	.429	13	44	57	8.1	23	1	15	7	8	4	80	11.4
44	HEPA, Kamaka	7-7	219:07	31.3	26-61	.426	12-35	.343	3-5	.600	6	38	44	6.3	17	0	16	12	10	4	67	9.6
32	AVEA, Samuta	7-7	201:31	28.8	20-57	.351	6-20	.300	17-17	1.000	5	14	19	2.7	7	0	5	10	4	3	63	9.0
14	ROUHLIADEFF, Harry	7-0	96:34	13.8	19-34	.559	2-11	.182	2-3	.667	8	7	15	2.1	13	0	1	3	1	2	42	6.0
3	MCCLANAHAN, Jovon	7-7	173:41	24.8	14-37	.378	6-16	.375	7-10	.700	7	16	23	3.3	13	0	19	9	0	5	41	5.9
2	JACKSON, Justus	7-0	103:14	14.7	10-19	.526	5-11	.455	0-0	.000	1	10	11	1.6	6	0	8	7	0	3	25	3.6
23	SECK, Mor	4-0	22:30	5.6	3-5	.600	0-0	.000	4-6	.667	2	1	3	0.8	4	0	0	1	1	0	10	2.5
10	RILEY, Beon	6-0	73:55	12.3	6-14	.429	0-2	.000	1-2	.500	7	10	17	2.8	8	0	8	3	2	0	13	2.2
0	WILLIAMS, Kody	4-0	09:24	2.4	2-3	.667	0-1	.000	0-0	.000	0	0	0	0.0	1	0	0	3	0	0	4	1.0
1	LADO, Amoro	7-0	49:55	7.1	3-12	.250	0-5	.000	1-1	1.000	0	4	4	0.6	3	0	2	2	1	2	7	1.0
22	RAPP, Ryan	3-0	10:06	3.4	0-0	.000	0-0	.000	2-2	1.000	1	0	1	0.3	0	0	0	0	0	1	2	0.7
13	SVETOZAREVIC, Matija	4-0	07:51	2.0	1-4	.250	0-1	.000	0-0	.000	1	0	1	0.3	1	0	0	1	0	0	2	0.5
20	NEDD, Zoar	5-0	31:25	6.3	0-5	.000	0-5	.000	0-0	.000	3	3	6	1.2	4	0	2	1	1	1	0	0.0
Team											16	10	26					5				
Total		7	1425		177-395	.448	50-156	.321	74-104	.712	73	173	246	35.1	104	1	97	76	29	31	478	68.3
Opponents		7	1425		155-391	.396	28-113	.248	63-91	.692	63	156	219	31.3	119	5	49	81	25	38	401	57.3

Team Statistics

	HAWAII	OPP
Scoring	478	401
Points per game	68.3	57.3
Scoring margin	+11.0	-
Field goals-att	177-395	155-391
Field goal pct	.448	.396
3 point fg-att	50-156	28-113
3-point FG pct	.321	.248
3-pt FG made per game	7.1	4.0
Free throws-att	74-104	63-91
Free throw pct	.712	.692
F-Throws made per game	10.6	9.0
Rebounds	246	219
Rebounds per game	35.1	31.3
Rebounding margin	+3.9	-
Assists	97	49
Assists per game	13.9	7.0
Turnovers	76	81
Turnovers per game	10.9	11.6
Turnover margin	+0.7	-
Assist/turnover ratio	1.3	0.6
Steals	31	38
Steals per game	4.4	5.4
Blocks	29	25
Blocks per game	4.1	3.6
Winning streak	0	-
Home win streak	0	-
Attendance	17886	0
Home games-Avg/Game	4-4472	0-0
Neutral site-Avg/Game	-	3-1692

Team Results

Date	Opponent		Score	Att.
11/11/2022	Mississippi Val.	W	72-54	5067
11/13/2022	Eastern Wash.	W	71-51	4450
11/14/2022	Yale	Lot	59-62	4421
11/19/2022	vs Hawaii Pacific	W	79-55	423
11/25/2022	vs Sacramento St.	W	74-61	1225
11/26/2022	vs Texas St.	W	72-65	3428
11/30/2022	Tex. A&M-Commerce	L	51-53	3948

POINTS-REBOUNDS-ASSISTS

Opponent	Date	Score		0	1	2	3	4	5	10	13	14	20	22
				WILLIAMS, K	LADO, AMORO	JACKSON, JU	MCCLANAHAN	COLEMAN, NO	DA SILVA, B	RILEY, BEON	SVETOZAREV	ROUHLIADEF	NEDD, ZOAR	RAPP, RYAN
Mississippi Val.	11/11/2022	72-54	W	0-0-0	2-2-0	3-1-0	2-3-3	22-4-2	10-11-2	0-0-0	0-1-0	2-2-0	0-3-1	0-1-0
Eastern Wash.	11/13/2022	71-51	W	0-0-0	0-0-0	7-0-2	0-2-4	15-2-4	14-6-4	0-0-1	0-0-0	4-1-0	0-0-0	2-0-0
Yale	11/14/2022	59-62	Lot	DNP	0-0-0	0-1-0	15-7-0	13-6-3	12-9-2	4-8-2	DNP	2-4-0	DNP	DNP
vs Hawaii Pacific	11/19/2022	79-55	W	4-0-0	5-1-1	8-3-2	10-1-4	13-2-5	8-9-3	0-2-1	2-0-0	10-4-0	0-1-1	0-0-0
vs Sacramento St.	11/25/2022	74-61	W	0-0-0	0-1-0	4-4-2	2-2-2	20-1-3	16-5-2	7-4-2	0-0-0	9-0-0	0-2-0	DNP
vs Texas St.	11/26/2022	72-65	W	DNP	0-0-0	0-0-1	10-4-3	21-2-3	14-7-1	2-3-2	DNP	11-4-0	DNP	DNP
Tex. A&M-Commerce	11/30/2022	51-53	L	DNP	0-0-1	3-2-1	2-4-3	18-2-1	6-10-1	DNP	DNP	4-0-1	0-0-0	DNP

Opponent	Date	Score		23	32	44
				SECK, MOR	AVEA, SAMUT	HEPA, KAMAK
Mississippi Val.	11/11/2022	72-54	W	6-1-0	20-1-0	5-4-4
Eastern Wash.	11/13/2022	71-51	W	2-2-0	10-3-0	17-9-0
Yale	11/14/2022	59-62	Lot	DNP	5-5-0	8-7-2
vs Hawaii Pacific	11/19/2022	79-55	W	2-0-0	4-0-1	13-12-2
vs Sacramento St.	11/25/2022	74-61	W	0-0-0	9-2-1	7-2-5
vs Texas St.	11/26/2022	72-65	W	DNP	8-4-2	6-3-0
Tex. A&M-Commerce	11/30/2022	51-53	L	DNP	7-4-1	11-7-3

GAME-BY-GAME STARTERS

	Guard	Guard	Forward	Forward	Center
Mississippi Valley St	McClanahan	Coleman	Avea	Hepa	da Silva
Eastern Washington	McClanahan	Coleman	Avea	Hepa	da Silva
Yale	McClanahan	Coleman	Avea	Hepa	da Silva
Hawai'i Pacific	McClanahan	Coleman	Avea	Hepa	da Silva
Sacramento State	McClanahan	Coleman	Avea	Hepa	da Silva
Texas State	McClanahan	Coleman	Avea	Hepa	da Silva
Texas A&M-Commerce	McClanahan	Coleman	Avea	Hepa	da Silva

BENCH SCORING

Opponent	Bench	Total	Pct
Mississippi Valley St	13	84	15
Eastern Washington	15	71	21
Yale	6	59	10
vs. Hawai'i Pacific	31	79	39
vs. Sacramento State	20	74	27
vs. Texas State	13	72	18
Texas A&M Commerce	7	51	14
Totals	105	478	22%

INDIVIDUAL GAME HIGHS

POINTS	22	Noel Coleman vs Mississippi Val. (11/11/2022)
	21	Noel Coleman vs Texas St. (N) (11/26/2022)
	20	Noel Coleman vs Sacramento St. (N) (11/25/2022)
	20	Samuta Avea vs Mississippi Val. (11/11/2022)
	18	Noel Coleman vs Tex. A&M-Commerce (11/30/2022)
FIELD GOALS MADE	8	Noel Coleman vs Sacramento St. (N) (11/25/2022)
	8	Bernardo Da Silva vs Sacramento St. (N) (11/25/2022)
	8	Samuta Avea vs Mississippi Val. (11/11/2022)
FIELD GOAL ATTEMPTS	18	Noel Coleman vs Yale (11/14/2022)
	14	Samuta Avea vs Mississippi Val. (11/11/2022)
FIELD GOAL PERCENTAGE (min 5 made)	.833 (5-6)	Harry Rouhliadefv vs Texas St. (N) (11/26/2022)
	.667 (8-12)	Bernardo Da Silva vs Sacramento St. (N) (11/25/2022)
3 PT FG MADE	5	Noel Coleman vs Mississippi Val. (11/11/2022)
	4	Noel Coleman vs Sacramento St. (N) (11/25/2022)
3 PT FG ATTEMPTS	10	Noel Coleman vs Mississippi Val. (11/11/2022)
	7	Noel Coleman vs Tex. A&M-Commerce (11/30/2022)
	7	Kamaka Hepa vs Tex. A&M-Commerce (11/30/2022)
	7	Noel Coleman vs Sacramento St. (N) (11/25/2022)
	7	Noel Coleman vs Eastern Wash. (11/13/2022)
	7	Kamaka Hepa vs Eastern Wash. (11/13/2022)
3 PT FG PERCENTAGE (min 2 made)	.750 (3-4)	Jovon McClanahan vs Yale (11/14/2022)
	.667 (2-3)	Jovon McClanahan vs Hawaii Pacific (N) (11/19/2022)
FREE THROWS MADE	8	Samuta Avea vs Texas St. (N) (11/26/2022)
	7	Noel Coleman vs Tex. A&M-Commerce (11/30/2022)
	7	Noel Coleman vs Texas St. (N) (11/26/2022)
FREE THROW ATTEMPTS	9	Noel Coleman vs Texas St. (N) (11/26/2022)
	8	Noel Coleman vs Tex. A&M-Commerce (11/30/2022)
	8	Bernardo Da Silva vs Texas St. (N) (11/26/2022)
	8	Samuta Avea vs Texas St. (N) (11/26/2022)
FREE THROW PERCENTAGE (min 3 made)	1.000 (8-8)	Samuta Avea vs Texas St. (N) (11/26/2022)
	1.000 (4-4)	Noel Coleman vs Eastern Wash. (11/13/2022)
REBOUNDS	12	Kamaka Hepa vs Hawaii Pacific (N) (11/19/2022)
	11	Bernardo Da Silva vs Mississippi Val. (11/11/2022)
ASSISTS	5	Kamaka Hepa vs Sacramento St. (N) (11/25/2022)
	5	Noel Coleman vs Hawaii Pacific (N) (11/19/2022)
STEALS	2	Jovon McClanahan vs Tex. A&M-Commerce (11/30/2022)
	2	Noel Coleman vs Sacramento St. (N) (11/25/2022)
	2	Bernardo Da Silva vs Hawaii Pacific (N) (11/19/2022)
	2	Bernardo Da Silva vs Yale (11/14/2022)
	2	Jovon McClanahan vs Eastern Wash. (11/13/2022)
	2	Noel Coleman vs Mississippi Val. (11/11/2022)
BLOCKED SHOTS	3	Samuta Avea vs Eastern Wash. (11/13/2022)
	2	Bernardo Da Silva vs Tex. A&M-Commerce (11/30/2022)
	2	Kamaka Hepa vs Sacramento St. (N) (11/25/2022)
	2	Bernardo Da Silva vs Yale (11/14/2022)
	2	Kamaka Hepa vs Yale (11/14/2022)
	2	Kamaka Hepa vs Eastern Wash. (11/13/2022)
TURNOVERS	4	Jovon McClanahan vs Yale (11/14/2022)
	3	Kamaka Hepa vs Tex. A&M-Commerce (11/30/2022)
	3	Samuta Avea vs Texas St. (N) (11/26/2022)
	3	Noel Coleman vs Sacramento St. (N) (11/25/2022)
	3	Noel Coleman vs Hawaii Pacific (N) (11/19/2022)
	3	Samuta Avea vs Yale (11/14/2022)

OPPONENT INDIVIDUAL GAME HIGHS

POINTS	23	Mason Harrell vs Texas St. (N) (11/26/2022)
	18	Matt Knowing vs Yale (11/14/2022)
	15	Terry Collins vs Mississippi Val. (11/11/2022)
	14	August Mahoney vs Yale (11/14/2022)
	13	Demarcus Demonia vs Tex. A&M-Commerce (11/30/2022)
	13	Michael Barber vs Mississippi Val. (11/11/2022)
FIELD GOALS MADE	8	Mason Harrell vs Texas St. (N) (11/26/2022)
	8	Matt Knowing vs Yale (11/14/2022)
FIELD GOAL ATTEMPTS	17	Matt Knowing vs Yale (11/14/2022)
	16	Terry Collins vs Mississippi Val. (11/11/2022)
FIELD GOAL PERCENTAGE (min 5 made)	.714 (5-7)	Trey Chapman vs Hawaii Pacific (N) (11/19/2022)
	.714 (5-7)	Michael Barber vs Mississippi Val. (11/11/2022)
3 PT FG MADE	3	Khaliq Abdul-Mateen vs Tex. A&M-Commerce (11/30/2022)
	3	Terry Collins vs Mississippi Val. (11/11/2022)
3 PT FG ATTEMPTS	8	Terry Collins vs Mississippi Val. (11/11/2022)
	6	Demarcus Demonia vs Tex. A&M-Commerce (11/30/2022)
	6	JJ Romer Rosario vs Tex. A&M-Commerce (11/30/2022)
	6	Zach Chappell vs Sacramento St. (N) (11/25/2022)
3 PT FG PERCENTAGE (min 2 made)	1.000 (2-2)	Mason Harrell vs Texas St. (N) (11/26/2022)
	1.000 (2-2)	Blake Dearborn vs Hawaii Pacific (N) (11/19/2022)
FREE THROWS MADE	6	August Mahoney vs Yale (11/14/2022)
	5	C.J. Roberts vs Tex. A&M-Commerce (11/30/2022)
	5	Mason Harrell vs Texas St. (N) (11/26/2022)
FREE THROW ATTEMPTS	7	Mason Harrell vs Texas St. (N) (11/26/2022)
	7	Angelo Allegrri vs Eastern Wash. (11/13/2022)
FREE THROW PERCENTAGE (min 3 made)	1.000 (6-6)	August Mahoney vs Yale (11/14/2022)
	1.000 (5-5)	C.J. Roberts vs Tex. A&M-Commerce (11/30/2022)
	1.000 (4-4)	Cameron Wilbon vs Sacramento St. (N) (11/25/2022)
REBOUNDS	9	Akol Mawein vs Sacramento St. (N) (11/25/2022)
	8	Khaliq Abdul-Mateen vs Tex. A&M-Commerce (11/30/2022)
	8	Callum McRae vs Sacramento St. (N) (11/25/2022)
ASSISTS	4	Jakob Kimura vs Hawaii Pacific (N) (11/19/2022)
	3	C.J. Roberts vs Tex. A&M-Commerce (11/30/2022)
	3	Mason Harrell vs Texas St. (N) (11/26/2022)
	3	Jalen Chandler vs Hawaii Pacific (N) (11/19/2022)
	3	Yassine Gharram vs Yale (11/14/2022)
STEALS	2	Demarcus Demonia vs Tex. A&M-Commerce (11/30/2022)
	2	Mason Harrell vs Texas St. (N) (11/26/2022)
	2	Brandon Davis vs Texas St. (N) (11/26/2022)
	2	Zach Chappell vs Sacramento St. (N) (11/25/2022)
	2	Yassine Gharram vs Yale (11/14/2022)
	2	Cedric Coward vs Eastern Wash. (11/13/2022)
	2	Danny Washington vs Mississippi Val. (11/11/2022)
	2	Ernest Minton vs Mississippi Val. (11/11/2022)
BLOCKED SHOTS	4	Ej Jarvis vs Yale (11/14/2022)
	2	Tuongeth Gathek vs Texas St. (N) (11/26/2022)
	2	Ethan Price vs Eastern Wash. (11/13/2022)
	2	Michael Barber vs Mississippi Val. (11/11/2022)
TURNOVERS	6	Akol Mawein vs Sacramento St. (N) (11/25/2022)
	4	Deon Stroud vs Eastern Wash. (11/13/2022)
	4	Michael Barber vs Mississippi Val. (11/11/2022)

MISCELLANEOUS INDIVIDUAL STATS

DOUBLE-DOUBLES

Player	2022-23	Career
Bernardo da Silva	2	3
Kamaka Hepa	1	1
Noel Coleman	-	1

DOUBLE-FIGURE SCORING

Player	2022-23	Career	Consec.
Noel Coleman	7	26	7
Bernardo da Silva	5	21	-
Kamaka Hepa	3	14	1
JoVon McClanahan	3	11	-
Samuta Avea	2	20	-
Harry Rouhliadefv	2	2	-
Amoro Lado	6	-	-
Zoar Nedd	1	-	-
Beon Riley	1	-	-

DOUBLE-FIGURE REBOUNDING

Player	2022-23	Career
Bernardo da Silva	2	5
Kamaka Hepa	1	1
Noel Coleman	1	1

20-POINT GAMES

Player	2022-23	Career
Noel Coleman	3	10
Samuta Avea	1	2

30-POINT GAMES

Player	2022-23	Career
Noel Coleman	1	1

TIMES LED IN SCORING

Player	2022-23	Career
Noel Coleman	5	13
Kamaka Hepa	2	5
JoVon McClanahan	1	1
Bernardo da Silva	-	5
Samuta Avea	-	5

TIMES LED IN REBOUNDING

Player	2022-23	Career
Bernardo da Silva	5	15
Kamaka Hepa	2	10
Noel Coleman	-	1
Beon Riley	-	1
Samuta Avea	-	5

TIMES LED IN ASSISTS

Player	2022-23	Career
Noel Coleman	4	9
Kamaka Hepa	3	7
JoVon McClanahan	3	27
Bernardo da Silva	1	2
Amoro Lado	-	1
Samuta Avea	-	3

STARTS

Player	2022-23	Career	Consec.
Kamaka Hepa	7	34	12
Noel Coleman	7	34	21
Bernardo da Silva	7	30	11
JoVon McClanahan	7	27	13
Samuta Avea	7	36	14
Amoro Lado	1	-	-

FIRST OFF THE BENCH

Player	2022-23	Consec.
Harry Rhouliaadefv	5	2
Justus Jackson	3	-
JoVon McClanahan	-	-
Beon Riley	-	-
Zoar Nedd	-	-
Amoro Lado	-	-
Noel Coleman	-	-
Bernardo da Silva	-	-

GAME-BY-GAME LEADERS

Opponent	Points Leader	Rebounds Leader	Assists Leader	FG Attempts	Minutes
Mississippi Valley State	Noel Coleman - 22	Bernardo da Silva - 11	Kamaka Hepa - 4	Samuta Avea - 14	Noel Coleman - 31
Eastern Washington	Kamaka Hepa - 17	Kamaka Hepa - 9	da Silva/Coleman/McClanahan - 4	Hepa/Coleman - 11	Kamaka Hepa - 37
Yale	JoVon McClanahan - 15	Bernardo da Silva - 9	Noel Coleman - 3	Noel Coleman - 18	Noel Coleman - 41
vs. Hawai' Pacific	Coleman/Hepa - 13	Kamaka Hepa - 12	Noel Coleman - 5	Noel Coleman - 9	Samuta Avea - 27
vs. Sacramento State	Noel Coleman - 20	Bernardo da Silva - 5	Kamaka Hepa - 5	Noel Coleman - 13	Kamaka Hepa - 31
vs. Texas State	Noel Coleman - 21	Bernardo da Silva - 7	Coleman/McClanahan - 3	Noel Coleman - 11	Noel Coleman - 36
Texas A&M-Commerce	Noel Coleman - 18	Bernardo da Silva - 10	Hepa/McClanahan - 3	Noel Coleman - 11	Kamaka Hepa - 36

SPECIALTY STATS

Opponent	Points in Paint (UH-Opp)	Points off TO (UH-Opp)	2nd Chance Points (UH-Opp)	Bench Points (UH-Opp)	Largest Lead	Largest Deficit	Lead Changes	Ties
Mississippi Valley State	30-22	16-8	24-7	13-11	22	2	2	4
Eastern Washington	30-29	20-5	10-8	15-25	22	-	0	0
Yale	32-38	3-12	11-6	6-10	6	5	11	12
vs. Hawai'i Pacific	42-24	12-15	6-6	42-24	32	-	0	0
vs. Sacramento State	30-34	10-5	7-10	20-23	22	2	1	0
vs. Texas State	28-40	6-11	7-13	13-11	11	3	8	7
Texas A&M-Commerce	22-30	11-9	4-9	7-22	4	14	2	3