



HAWAI'I WOMEN'S VOLLEYBALL

2022 GAME NOTES - WEEK 12

CONTACT: Kara Nishimura, Assistant Media Relations Directors

E-MAIL: karakn@hawaii.edu | OFFICE: 808-956-5087 | CELL: 808-372-7506

2022 SCHEDULE

Overall: 18-6 | BWC: 15-1 | H: 11-2 | A: 7-2 | N: 0-2

DATE OPPONENT TIME

Texas A&M Invitational - College Station, Texas
 A26 at Texas A&M L, 25-18, 19-25, 23-25, 25-17, 11-15
 A27 vs. #6 Pitt L, 17-25, 16-25, 21-25
 A28 vs. # 25 San Diego L, 18-25, 21-25, 23-25

Outrigger Volleyball Challenge - Honolulu

S1 TEXAS STATE W, 28-26, 25-20, 27-25
 S2 WEST VIRGINIA W, 25-19, 25-17, 25-21
 S4 #23 UCLA L, 25-20, 13-25, 25-23, 23-25, 9-15

Hawaiian Airlines Volleyball Series - Honolulu

S9 USC L, 23-25, 26-24, 25-27, 20-25
 S10 USC W, 22-25, 21-25, 25-22, 25-16, 18-8
 S16 ALUMNAE GAME 4:45 P.M. HT
 GREEN/WHITE GAME 7:00 P.M. HT

S23 UC DAVIS* W, 25-22, 25-14, 25-21

S24 UC RIVERSIDE* W, 25-17, 25-23, 25-13

S30 at Cal St. Fullerton* W, 25-20, 25-15, 25-13

O1 at Long Beach St.* W, 25-20, 5-21, 15-25, 25-19

O7 UC IRVINE* W, 25-17, 25-19, 25-13

O8 UC SAN DIEGO* W, 27-25, 30-28, 23-25, 25-19

O14 at CSUB* W, 23-25, 25-15, 25-14, 18-25, 15-8

O15 at Cal Poly* L, 22-25, 33-31, 21-25, 19-25

O21 CSUN* W, 25-15, 25-18, 25-18

O22 UCSB* W, 25-21, 20-25, 25-18, 25-22

O27 at UC Riverside* W, 25-21, 25-15, 25-15

O29 at UC Davis* W, 16-25, 25-12, 28-26, 19-25, 15-9

N4 LONG BEACH ST.* W, 26-2, 25-18, 25-18

N5 CAL ST. FULLERTON* W, 25-18, 25-18, 25-18

N11 at UC San Diego* 25-14, 25-19, 25-14

N12 at UC Irvine* 25-23, 25-13, 25-20

N18 CAL POLY* 7:00 P.M. HT

N20 CSU BAKERSFIELD* 5:30 P.M. HT

N25 at UC Santa Barbara* TBD

N26 at CSUN* TBD

BOLD CAPS = Home matches

*Big West Conference matches

Home matches played at SimpliFi Arena at Stan Sheriff Center

UH	STATS	CP	CSUB
1,203	KILLS	1,295	1,195
13.83	K/SET	12.95	11.27
.259	ATT.%	.234	.180
1,116	ASSISTS	1,199	1,097
12.83	AST/SET	11.99	10.35
172.5	BLOCKS	225.5	205
1.98	BLK/SET	2.26	1.93
1,246	DIGS	1,466	1,358
14.32	DIG/SET	14.66	12.81
129	ACES	159	160
1.48	ACE/SET	1.59	1.51

RAINBOW WAHINE HOST FINAL HOMESTAND OF 2022



HAWAI'I RAINBOW WAHINE (18-6, 15-1 Big West)

Last week, Hawai'i notched a pair of road sweeps defeating UC San Diego (25-14, 25-19, 25-15) and UC Irvine (25-23, 25-13, 25-20). Rile Wagoner led UH in the two matches with 27 kills and a 4.50 kill/set average. Amber Igiiede had 26 kills and team highs of .444 H%, 12 blocks, three service aces.

**Cal Poly defeated CSU Bakersfield this past Tuesday in four sets at the Mott Center in San Luis Obispo*



CAL POLY MUSTANGS (16-11, 13-4 BW)

The Mustangs come to Honolulu on a three-match win streak. Last week on the road CP held off UC Davis in five sets, then handily swept UC Riverside (25-12, 25-15, 25-23).



CAL STATE BAKERSFIELD ROADRUNNERS (7-22, 4-13 BW)

Last week, the Roadrunners split their matches, holding off UC Riverside in four (25-13, 23-25, 25-18, 31-29) before getting swept at UC Davis (28-26, 25-17, 25-15).

HAWAI'I WOMEN'S VOLLEYBALL - WEEK 13

TEAM DATE TIME	Cal Poly Friday, Nov. 18, 2022 7:00 p.m. HT CSU Bakersfield Sunday, Nov. 20, 2022 5:30 P.M. HT
LOCATION	SimpliFi Arena at Stan Sheriff Center (10,300) - Honolulu, O'ahu
TICKETS	ETicketHawaii.com
PROMOTIONS	<ul style="list-style-type: none"> Fans are encouraged to visit the sports marketing table (located at Gate A) to register to participate in the promotions and win great prizes. "Family Pack" Promotion: A "Family Pack" promotion is available for the remaining women's volleyball regular season home matches. With the purchase of two adult tickets, fans will receive one youth (ages 4-high school) ticket free for every youth ticket purchased (maximum of two free tickets). "Family Pack" tickets for women's volleyball can be purchased at the SimpliFi Arena at Stan Sheriff Center Box Office in advance and/or on game day. Group Rate Packages: Groups of 24 or more qualify for group rate pricing. Group tickets are available for purchase online at www.etickethawaii.com. <p>FRIDAY - First Hawaiian Bank is the sponsor of Friday's "Pack the House" match and will distribute 200 Rally Towels at Gate A and award great prizes throughout the night. Fans are encouraged to wear white UH apparel on Friday.</p> <ul style="list-style-type: none"> In the spirit of the Thanksgiving Holiday, UH Athletics in partnership with Food Vault Hawai'i will host a food and toiletries drive. Fans are encouraged to donate non-perishable, unopened, unexpired food and toiletry items from 6 p.m. to 7 p.m. at Gate A. <p>SUNDAY - The University of Hawaii Federal Credit Union is the sponsor of Sunday's "Show UHM Your Aloha" Senior Night match and will distribute 3,000 Senior Night Team Photos prior to the match at Gate A.</p> <p>"Show UHM Your Aloha" to the Senior Class. Fans are encouraged to wear their favorite Aloha apparel and bring ti leaves to the senior night festivities.</p> <p>Visit the sports marketing table (located at Gate A) to participate in the promotions and win a UHFCU prize pack including a Google mini.</p>
TELEVISION	Spectrum OC16 - Ch. 16 (SD) or Ch. 1016 (HD) - Kanoa Leahy (Play-by-Play), Chris McLachlin (Color); Scott Robbs, Lisa Strand, Kirsten Sibley (Pre/Post Game)

2022 HAWAII WVB QUICK FACTS

UNIVERSITY INFORMATION

School Name..... University of Hawai'i
 Location.....Honolulu, O'ahu
 Founded..... 1907
 Enrollment..... 19,098
 Nickname..... Rainbow Wahine

(Pronunciation: rain-bow · wah-hee-nay)

School Colors..... Green, Black, White, Silver
 Conference..... Big West
 President/Interim Chancellor..... David Lassner
 Athletics Director..... David Matlin
 Associate A.D./SWA..... Lois Manin
 Athletics Website..... HawaiiAthletics.com

COACHING STAFF

Head Coach..... Robyn Ah Mow (Hawai'i 1997)
 Years..... Fifth Season (Sixth overall)
 Overall/Conference Record..... 104-35 / 75-9
 NCAA Tournament Record..... 3-4
 Assistant Coaches..... Kaleo Baxter (CSUN, 2011)
 Nick Castello (Hawai'i, 2011)

VOLLEYBALL FACILITY

Facility.....SimpliFi Arena at Stan Sheriff Center (10,300)
 Record at The SSC..... 468-67
 Arena Opened..... 1994
 First game..... Oct. 21, 1994 vs. San Jose State
 Result..... W, 3-1

PROGRAM HISTORY

First Year..... 1974
 First Year Division I..... 1981
 All-time Record..... 1,317-243-1
 Collegiate Record.....same
 Big West Years..... 1985-95, 2012-present (20)
 Big West Record..... 315-47
 Big West Titles.....10
 WAC Years..... 1996-2011 (16)
 WAC Record..... 232-4
 WAC Regular Season Titles.....15
 National Championships.....4 (3 NCAA, 1 AIAW)
 NCAA Appearances.....39
 NCAA Final Four Appearances.....9

2021 INFORMATION

2021 Big West placing..... 1st
 Current streak..... L1
 Longest winning streak.....10
 Longest losing streak.....3
 Home..... 12-3
 Away..... 9-4
 Neutral..... 1-1
 Tournaments..... 2-4
 Postseason..... 1-1

MEDIA RELATIONS INFORMATION

Women's Volleyball Contact..... Kara Nishimura
 Email..... karakn@hawaii.edu
 Office..... (808) 956-5087
 Cell..... (808) 372-7506
 Director of Media Relations..... Derek Inouchi
 Email..... inouchi@hawaii.edu
 Cell..... (808) 954-0234

HAWAII WOMEN'S VOLLEYBALL - WEEK 13 (Continued...)

LIVE STREAM ESPN+ (Blacked out in Hawai'i)

RADIO ESPN Honolulu | 1420 AM / 92.7 FM | Tiff Wells (play-by-play)

LIVE AUDIO STREAM ESPNHonolulu.com | Sideline Hawaii App

LIVE STATS HawaiiAthletics.com

SOCIAL MEDIA Twitter: @HawaiiWVB | Instagram: @hawaiiwvb | Facebook: HawaiiWVB

HAWAII VS. UC SAN DIEGO (12-14, 5-9 BW)

****On Tuesday, Cal Poly defeated CSU Bakersfield in four in San Luis Obispo, 25-11, 25-21, 11-25, 25-23**

HAWAII VS. CAL POLY MUSTANGS (16-11, 13-4 Big West)



Series vs. Cal Poly: UH leads series, 43-9

Streak: CP won 1

Head Coach: Caroline Walters (Third Season)

- In the first round, Cal Poly handed Hawai'i its lone loss of the conference season thus far. UH hung on to win a marathon second set, but the Mustangs pulled away in the end for the four set win, 25-22, 31-33, 25-21, 25-19. CP's Maia Dvoracek was unstoppable and led the Mustangs with 21 kills four aces, and 15 digs - all match-highs. In the loss, Amber Igiede led UH with 16 kills and five blocks while Caylen Alexander put down 13 kills.
- The CP win over UH snapped their five-match losing streak against Hawai'i.
- Last week, Cal Poly won both their matches, defeating UC Davis in five followed by a sweep at UC Riverside
- Last season, UH swept Cal Poly at home, 25-19, 25-19, 25-22, and UH won in three on the road 25-22, 25-18, 25-20.
- Cal Poly fell in their first seven matches of the year. Since then, they have gone 16-4 overall

HAWAII VS. CSU BAKERSFIELD ROADRUNNERS (7-22, 4-13 Big West)



Series vs. CSUB: UH leads series, 5-0

Streak: UH has won five

Head Coach: Giovana Melo (Ninth Season)

- On Oct. 14th, CSU Bakersfield gave Hawai'i all they could handle, as UH won in five, 23-25, 25-15, 25-14, 18-25, 15-8. The match had huge momentum swings. In the first set, In Set 2, CSUB jumped out to a quick 4-1 lead to start the match and never trailed. UH staved off a pair of set points, but CSUB held off the 'Bows, 25-23. Hawai'i dominated Sets 2 and 3, 25-15, 25-14, but the Roadrunners fought back to even the match at 2-2 winning Set 4, 25-18. UH however, pulled away in the end for the road win. CSUB's Haley McCluskey had a team-high 14 kills while Hana Makonova had five blocks. UH's Wagoner had a match-high 19 kills while Igiede put down 17 kills with a team-best eight blocks and two service aces.
- Last season in CSUB's first official year in the Big West, UH swept the 'Runners in Honolulu, 25-18, 25-20, 25-18. In Bakersfield, the 'Bows won in four, hard fought sets, 26-24, 24-26, 25-13, 25-19.

HEAD COACH ROBYN AH MOW



OVERALL RECORD: 104-35 (Fifth Season)

RECORD AT HAWAII: Same

BIG WEST RECORD: 75-9 (Fifth Season)

- Ah Mow, who is in her fifth season (sixth overall - BWC did not play in 2020 due to COVID-19) was voted BWC Coach of the Year the last two seasons (Co-Head Coach in 2019) and was named the 2019 AVCA Pacific North All-Region Coach of the Year. The two-time first team AVCA All-American and three time Olympian setter took over the program following legendary head coach Dave Shoji. Ah Mow has led her alma mater to back-to-back Big West titles. Last year, the 'Bows upset SEC runner-up, No. 24 Mississippi State in the NCAA First Round (in Seattle, Wash.) in a five set thriller, 17-25, 25-14, 25-13, 21-25, 15-11. Ah Mow led UH to four consecutive NCAA Tournaments, extending UH's streak to 28-straight and 39 overall NCAA appearances.

HONOLULU--The University of Hawai'i women's volleyball team (18-6, 15-1 Big West) returns home to host their final homestand of 2022. Friday's crucial match is a WHITEOUT against Big West rival Cal Poly (16-11, 13-4 BW) at 7:00 P.M. HT.. In the spirit of the upcoming Thanksgiving holiday, UH Athletics in partnership with Food Vault Hawai'i will host a food and toiletries drive for Friday's match. Fans are encouraged to donate non-perishable food items from 6 p.m. to 7 p.m. at Gate A.

Sunday, Nov. 20th is Senior Night against CSU Bakersfield (7-22, 4-13 BW) at 5:30 P.M. HT.. The Rainbow Wahine will be honoring its lone senior, Mylana Byrd after the match against the Roadrunners. Both matches will be played at the SimpliFi Arena at Stan Sheriff Center.

LAST TIME OUT...

• Last week, the Rainbow Wahine logged a pair of road sweeps at UC San Diego and UC Irvine. In the two matches combined, Riley Wagoner recorded team-highs of 27 kills and a 4.50 k/set average. Amber Igiede had 26 kills with a team-best .444 hitting percentage committing just two errors in 54 swings. She also led UH with 12 total blocks and three service aces.

• At UCSD, UH overpowered the Tritons, holding them below 20 points all three sets, 25-14, 25-19, 25-15. Wagoner notched her fifth double-double of the season, posting team-highs of 14 kills and 11 digs (tied with Talia Edmonds). Igiede added 12 kills and team-highs of 6.0 blocks and two aces. The first set the momentum swing back and forth. UH led early on but the Anteaters would eventually leapfrog the 'Bows at 22-21. Hawai'i however would tie then overtake UCI, winning the final three-straight points for the 25-23 win. In Set 2, UH was uber efficient out hitting UCI, .440-to-.029 and siding out at a 76% clip which helped UH take a 2-0 lead winning the frame, 25-15. The Anteaters would not go down without a fight. UCI took the early lead, and led 9-12, but the 'Bows bounced back to score the next four to take the lead at 13-12. UH would never trail again. The Rainbow Wahine scored seven of the last 10 points to seal the sweep with a 25-20 Set 3 win.

• Hawai'i tied its season-long eight match win streak with a sweep at UC Irvine, 25-23, 25-13, 25-20.

• UH enters this week having recorded four-consecutive sweeps with 12 sweeps overall.

• UC Irvine snapped UH's streak of holding opponents below 20 points in a set at eight-consecutive sets. In the last four matches, UH has help their opponents below 20 points in nine off 11 sets played.

WHERE HAWAII RANKS

• Hawai'i was listed in the AVCA's (American Volleyball Coaches Association) Top 50 Teams list for 2022 which came out on Wednesday. UH is the lone Big West team in the Top 50, but four of the teams faced in the pre-season are included as well--Pittsburgh, San Diego, Southern California and UCLA. In the extended Top 100 teams, Cal Poly, Long Beach State and UC Santa Barbara are all included. Also in the Top 100 are two more pre-season opponents - Texas A&M and Texas State. The only team that UH faced in the preseason not included was West Virginia.

• In Nov. 13th's NCAA RPI, Hawai'i rose four spots to No. 35. Fellow Big West teams--Long Beach State (74) and UC Santa Barbara (85) are in the Top 100. Cal Poly is right outside, ranked No. 107 while UC Irvine comes in a No. 120.

• As a team, Hawai'i leads The Big West in three statistical categories:

- Assists Per Set (334 ranked) - No. 30 NCAA
- Hitting Percentage (332 ranked) - No. 36 NCAA
- Kills Per Set (334 ranked) - No. 33 NCAA

• Individually, junior middle blocker Amber Igiede and Kate Lang are among the league leaders

Amber Igiede

- Hitting Percentage (150 ranked) - No. 4 NCAA / No. 1 Big West
- Points Per Set (150 ranked) - No. 35 NCAA / No. 1 Big West
- Blocks Per Set (150 ranked) - No. 33 NCAA / No. 2 Big West
- Total Blocks (189 ranked) - No. 76 NCAA / No. 3 Big West

Kate Lang

- Assists Per Set (150 ranked) - No. 46 NCAA / No. 2 Big West
- Total Assists (150 ranked) - No. 100 NCAA / No. 3 Big West

NEWS & NOTES

• **HONORING BYRD** - This Sunday, the Rainbow Wahine will be honoring its lone senior Mylana Byrd. After playing two seasons at Alabama, Byrd arrived in Honolulu right before COVID-19 hit the world. She has been the ultimate team-player who has become the team leader both on and off the court. Although she has not seen a lot of playing time this season, Byrd understands how important her role is, which is why she continuously pushes the A-Side in practice to make the team better while improving herself. The biological engineering major will graduate this December with a Bachelor's in Science. **IGIEDE LEADING THE WAY** - Junior middle blocker Amber Igiede not only leads The Big West in hitting percentage and points/set, she leads Hawai'i with 320 kills, 3.68 kill/set, 31 block solos, 81 block assists, 112 total blocks, a 1.29 blocks/set average, and 411.5 total points. She is tied for second on the team (Kate Lang) with 20 service aces and

has recorded 80 digs, most of which coming in just one back row rotation. Igiede has tallied 22 double-digit kill games this season with 43 for her career. She has led Hawai'i in blocks in 20 of UH's 24 matches this year--including the last 10-straight games.

• **LANG SETTING IT UP** - Sophomore setter Kate Lang is second overall in the league averaging 10.36 assists/set. But in Big West only matches, Lang has a league-leading 11.11 assists/set average. Lang has orchestrated the offense to a Big West-best .259 hitting percentage in overall games. In conference, she has UH hitting at a league-high .287 clip. After her 34 assists at UC Irvine last Saturday, she tied her assist total from last season exactly at 901 as well as her blocking totals with 37 both in 2021 and '22.

• **WAGONER'S ALL-AROUND ARSENAL** - This season, junior outside hitter Riley Wagoner has emerged as a terminator at the pin. Her variety of shots/hitting savvy + a high volleyball IQ + strong defensive skills = Wagoner being the glue that holds the team together through thick and thin as the most versatile player on the floor. She is second on the squad with .293 kills, 3.37 kill/set average, and 206 digs, and third on the team with 19 service aces and 37 blocks. At UCSD last week, she posted her fifth double-double of the season with 14 kills and 11 digs (both team-highs). she now has racked up 16 double-digit kill and 10 double-digit dig matches this year.

• **ALEXANDER RISING** - Freshman Caylen Alexander has been fearless all year playing at outside hitter. The rookie from Alpharetta, Ga. is third on the team with 234 kills and 2.72 kill/set average. She leads Hawai'i with 30 service aces--10 more than the next UH player. She has dealt out at least one ace in 16 matches this year--including the last four-straight in which she has seven during that span. On defense she continues to improve, recording 105 digs and 16 blocks. Alexander has recorded 11 matches with 10+ kills--including a career-high 18 twice (at UC Davis and vs. UCLA). Earlier this season, Alexander tied former UH player Hanna Hellyvig winning her fifth Big West Freshman of the Week award. It is the most for a Rainbow Wahine since the award was created in 2015.

• **AKANA'S IMPROVED EFFICIENCY** - After missing a few games due to illness, junior Braelyn Akana returned to the court a changed hitter. In the first 12 games, Akana had 58 kill and had a .110 hitting percentage. In the last nine matches since making her return at Cal Poly, Akana has put down the same amount of kills (58) but has come through with some key kills while hitting .305 during that span. She has been in on at least one block in seven of the last nine matches--including the last six-straight.

• **IKENAGA BACK TO OLD SELF** - After missing the first three games of her young career due to an injury, sophomore libero Tayli Ikenaga is leading the back row. Last week she recorded back to back 10+ dig games with 10 at UCSD and 16 at UCI. She has been a steady, calm force on defense for UH. In serve receive, she has just 12 errors in 228 attempts. This season, she has scooped up a team-high 235 digs while recording 14 matches with double-digit digs.

• **WESTERBER HOLDING DOWN THE MIDDLE** - Junior middle blocker Tiffany Westerberg has held her own playing opposite of Amber Igiede. Westerberg, who floated from playing at the pins and in the middle over the first two years of her career, has proven to be a solid commodity in the middle this season. She has put down at least one kill in UH's 24 matches while notching at least one block in 20 of 24 games.

• **EDMONDS STEADY IN THE BACK ROW** - Junior transfer Talia Edmonds is fourth on the team with 235 digs playing as defensive specialist. She and Ikenaga have proven to be a solid one-two punch in the back row all season. While Ikenaga was out with an injury, Edmonds stepped up to wear the different colored jersey and popped up a team-season best 28 digs at UC San Diego. Overall she has added 42 assists and seven service aces.

• **IRON WOMEN** - Only five Rainbow Wahine have played in all 87 sets - Edmonds, Igiede, Lang, Wagoner and Westerberg. Only four players (Igiede, Lang, Wagoner, and Westerberg) have started all 24 matches.

NUMERICAL ROSTER

NO.	NAME	POS.	HT.	YR.	EXP.	HOMETOWN/LAST SCHOOL
3	Amber Igiede (eye-gee-dee)	MB	6-3	Jr.	2L	Baton Rouge, La. / St. Michael the Archangel
4	Jackie Matias	S	5-9	Fr.	HS	Honolulu, O'ahu / PUnahou School
6	Riley Wagoner	OH	6-0	Jr.	2L	Dublin, Ohio / Dublin Coffman HS
10	Kate Lang	S	5-10	So.	1L	Keller, Texas / Keller HS
11	Tiffany Westerberg	OH/MB	6-3	Jr.	2L	Maple Ridge, B.C., Canada / Maple Ridge Secondary School
12	Kennedi Evans	MB	6-2	R-Jr.	Tr.	Twin Falls, Idaho / Twin Falls HS / Utah
13	Talia Edmonds (tuh-lee-uh)	L/DS	5-7	R-Jr.	Tr.	Kalamazoo, Mich. / Kalamazoo HS / Michigan State
14	Braelyn Akana (BRAY-lyn · ah-kah-nah)	OH	6-0	Jr.	2L	Hau'ula, O'ahu / Kamehameha Schools—Kapalama
15	Mylana Byrd (mah-lah-nah)	S	6-2	Sr.	1L	Houston, Texas / Episcopal HS / Alabama
16	Tayli Ikenaga (TAY-lee · EE-kay-nah-gah)	L/DS	5-5	So.	1L	Honolulu, O'ahu / Moanalua HS
17	Caylen Alexander	OH	6-0	Fr.	HS	Alpharetta, Ga. / Centennial HS
18	Kendra Ham	OH	6-0	Jr.	Tr.	San Diego, Calif. / Torrey Pines HS / Cal Poly
19	Chandler Cowell	OH	5-10	R-Jr.	Tr.	Kula, Maui / King Kekaulike HS / St. Mary's (CA)
20	Anna Kiraly (ah-nah · kee-rai)	MB	6-3	So.	1L	Kistarcsa, Hungary / Premontrei Iskolakozpont
23	Annika de Goede (ah-knee-kah · de-who-duh)	OH	6-3	R-Fr.	RS	Nijmegen, Netherlands / Beekdal Lyceum HS

Head Coach: Robyn Ah Mow (Fifth Season)
Assistant Coach: Kaleo Baxter (Fifth Season)
Assistant Coach: Nick Castello (Second Season)
Volunteer Assistant Coach: Skylan Engleman (First Season)

Equipment Manager: James "Jimbo" Buccella (28th Season)
Athletic Trainer: Renae Shigemura (20th Season)
Student Manager: Anita Sanchez (First Season)

ALPHABETICAL

14	Braelyn Akana
17	Caylen Alexander
15	Mylana Byrd
19	Chandler Cowell
23	Annika de Goede
13	Talia Edmonds
12	Kennedi Evans
18	Kendra Ham
3	Amber Igiede
16	Tayli Ikenaga
20	Anna Kiraly
10	Kate Lang
4	Jackie Matias
6	Riley Wagoner
11	Tiffany Westerberg

BY HEIGHT

5-5	Tayli Ikenaga
5-7	Talia Edmonds
5-9	Jackie Matias
5-10	Chandler Cowell
	Kate Lang
6-0	Braelyn Akana
	Caylen Alexander
	Kendra Ham
	Riley Wagoner
6-2	Mylana Byrd
	Kennedi Evans
6-3	Annika de Goede
	Amber Igiede
	Anna Kraly
	Tiffany Westerberg

BY CLASS

Freshmen	Caylen Alexander
	Jackie Matias
R-Freshman	Annika de Goede
Sophomore	Kate Lang
	Tayli Ikenaga
	Anna Kiraly
Juniors	Braelyn Akana
	Kendra Ham
	Amber Igiede
	Riley Wagoner
	Tiffany Westerberg
R-Juniors	Chandler Cowell
	Talia Edmonds
	Kennedi Evans
Senior	Mylana Byrd

BY HOMETOWN

Hawai'i	Braelyn Akana (Hau'ula, O'ahu)
	Chandler Cowell (Kula, Maui)
	Tayli Ikenaga (Honolulu, O'ahu)
	Jackie Matias (Honolulu, O'ahu)
California	Kendra Ham (San Diego)
Georgia	Caylen Alexander (Alpharetta)
Idaho	Kennedi Evans (Twin Falls)
Louisiana	Amber Igiede (Baton Rouge)
Michigan	Talia Edmonds (Kalamazoo)
Ohio	Riley Wagoner (Dublin)
Texas	Mylana Byrd (Houston)
	Kate Lang (Keller)
CANADA	Tiffany Westerberg (Maple Ridge, British Columbia)
HUNGARY	Anna Kiraly
NETHERLANDS	Annika de Goede

POSITION

DEFENSIVE SPECIALIS/LIBERO	SETTER	OUTSIDE HITTER/OPPOSITE	MIDDLE BLOCKER
Talia Edmonds	Mylana Byrd	Braelyn Akana	Kennedi Evans
Tayli Ikenaga	Kate Lang	Caylen Alexander	Amber Igiede
	Jaclyn Matias	Chandler Cowell	Tiffany Westerberg
		Annika de Goede	
		Kendra Ham	
		Anna Kiraly	
		Riley Wagoner	
		Tiffany Westerberg	

TEAM INFORMATION

RETURNEES (9): Braelyn Akana, Mylana Byrd, Kendra Ham, Amber Igiede, Tayli Ikenaga, Anna Kiraly, Kate Lang, Riley Wagoner, Tiffany Westerberg

REDSHIRT FRESHMAN: Annika de Goede

LETTERWINNERS LOST (5): Janelle Gong, Mia Johnson, Martyna Leoniak, Brooke Van Sickle, Skyler Williams

STARTERS RETURNING (5): Amber Igiede, Tayli Ikenaga, Kate Lang, Riley Wagoner, Tiffany Westerberg

STARTERS LOST (2): Brooke Van Sickle, Skyler Williams

NEWCOMERS (5): Caylen Alexander, Chandler Cowell, Talia Edmonds, Kennedi Evans, Jackie Matias



3

AMBER IGIEDE

MB · 6-3 · Jr.
Baton Rouge, La.
St. Michael The Archangel



4

JACKIE MATIAS

S · 5-9 · Fr.
Honolulu, O'ahu
Punahou School



6

RILEY WAGONER

OH · 6-0 · Jr.
Dublin, Ohio
Dublin Coffman HS



10

KATE LANG

S · 5-10 · So.
Keller, Texas
Keller HS



11

TIFFANY WESTERBERG

OH/OPP · 6-3 · Jr.
Maple Ridge, B.C., Canada
Maple Ridge Secondary School



12

KENNEDI EVANS

MB · 6-2 · R-Jr. Tr.
Twin Falls, Idaho
Twin Falls HS
Utah



13

TALIA EDMONDS

L/DS · 5-7 · R-Jr.
Kalamazoo, Mich.
Kalamazoo HS
Michigan State



14

BRAELYN AKANA

OH · 6-0 · Jr.
Hau'ula, O'ahu
Kamehameha Schools-
Kapalama



15

MYLANA BYRD

S · 6-2 · Sr.
Houston, Texas
Episcopal HS
Alabama



16

TAYLI IKENAGA

L/DS · 5-5 · So.
Honolulu, O'ahu
Moanalua HS



17

CAYLEN ALEXANDER

OH · 6-0 · Fr.
Alpharetta, Ga.
Centennial HS



18

KENDRA HAM

OH · 6-0 · Jr.
San Diego, Calif.
Torrey Pines HS
Cal Poly



19

CHANDLER COWELL

OH · 5-10 · R-Jr.
Kula, Maui
King Kekaulike HS
St. Mary's (CA)



20

ANNA KIRALY

MB · 6-3 · So.
Kistarcsa, Hungary
Premontrei Iskolakozpont



23

ANNIKA DE GOEDE

OH · 6-3 · R-Fr.
Nijmegen, Netherlands
Beekdal, Lyceum HS



ROBYN AH MOW

Head Coach
Fifth Season
Hawai'i 2011



KALEO BAXTER

Assistant Coach
Fifth Season
CSUN (2011)



NICK CASTELLO

Assistant Coach
Second Season
Hawai'i (2012)



JAMES "JIMBO" BUCCELLA

Equipment Manager
28th Season



RENAE SHIGEMURA

Athletic Trainer
20th Season



SKYLAN ENGLEMAN

Volunteer
Assistant Coach
First Season



ANITA SANCHEZ

Student Manager
First SEason

H 2022 OVERALL STATISTICS

Game Records

Overall	Conference	Home	Away	Neutral
18 - 6	15 - 1	11 - 2	7 - 2	0 - 2

Team Box Score

##	Player	SP	Attack					Set		Serve			Dig			Blocking					PTS	
			K	K/S	E	TA	PCT	A	A/S	SA	SE	SA/S	RE	DIG	DIG/S	BS	BA	TOT/S	BLK/S	BE		BHE
3	Igiede, Amber	87	320	3.68	57	612	.430	20	0.23	20	19	0.23	1	80	0.92	31	81	112	1.29	6	1	411.5
6	Wagoner, Riley	87	293	3.37	118	826	.212	26	0.30	19	36	0.22	24	206	2.37	7	30	37	0.43	1	0	334.0
10	Lang, Kate	87	43	0.49	14	99	.293	901	10.36	20	21	0.23	2	182	2.09	2	35	37	0.43	7	5	82.5
11	Westerberg, Tiffany	87	149	1.71	50	396	.250	8	0.09	0	0	0.00	1	18	0.21	4	40	44	0.51	9	1	173.0
12	Evans, Kennedi	8	7	0.88	2	14	.357	0	0.00	1	0	0.13	0	0	0.00	1	1	2	0.25	0	0	9.5
13	Edmonds, Talia	87	0	0.00	0	9	.000	42	0.48	7	7	0.08	23	184	2.11	0	0	0	0.00	0	0	7.0
14	Akana, Braelyn	72	115	1.60	61	287	.188	1	0.01	0	1	0.00	0	28	0.39	4	30	34	0.47	3	0	134.0
15	Byrd, Mylana	18	0	0.00	1	4	-.250	49	2.72	0	3	0.00	1	9	0.50	0	1	1	0.06	1	0	0.5
16	Ikenaga, Tayli	74	0	0.00	0	2	.000	52	0.70	11	13	0.15	12	235	3.18	0	0	0	0.00	0	0	11.0
17	Alexander, Caylen	86	234	2.72	96	582	.237	6	0.07	30	37	0.35	16	105	1.22	1	15	16	0.19	6	1	272.5
18	Ham, Kendra	84	21	0.25	14	70	.100	11	0.13	18	28	0.21	15	190	2.26	0	5	5	0.06	0	4	41.5
19	Cowell, Chandler	10	7	0.70	6	25	.040	0	0.00	0	0	0.00	1	2	0.20	0	1	1	0.10	0	0	7.5
23	De Goede, Annika	21	14	0.67	15	41	-.024	0	0.00	3	3	0.14	0	7	0.33	0	6	6	0.29	2	0	20.0
HAWAII		87	1203	13.83	434	2967	.259	1116	12.83	129	168	1.48	105	1246	14.32	50	245	172.5	1.98	35	12	1,504.5
Opponents		87	1025	11.78	424	2922	.206	957	11.00	105	205	1.21	129	1100	12.64	31	297	179.5	2.06	19	20	1,309.5

Team statistics

	HAWAII	OPP
ATTACK		
Kills	1203	1025
Errors	434	424
Total Attacks	2967	2922
Attack Pct	.259	.206
Kills/Set	13.83	11.78
SET		
Assists	1116	957
Attempts	2873	2869
Assist Pct	.388	.334
Assists/Set	12.83	11.00
SERVE		
Aces	129	105
Errors	168	205
Attempts	1994	1790
Serve Pct	.916	.885
Aces/Set	1.48	1.21
SERVE RECEPTIONS		
Errors	105	129
Errors/Set	1.21	1.48
Attempts	1585	1826
Reception Pct	.934	.999
DEFENSE		
Digs	1246	1100
Digs/Set	14.32	12.64
BLOCKING		
Block solo	50	31
Block Assist	245	297
Total Blocks	172.5	179.5
Blocks/Set	1.98	2.06
Block Errors	35	19
Ball handling errors	12	20
ATTENDANCE		
Total	76186	9936
Dates/Avg Per Date	13/5860	9/1104
Neutral Site #/Avg	2/253	-
Current win streak	0	-
Home win streak	0	-

Team Results

Date	Opponent	Score	Score-by-set	Att.
08/26/2022	at Texas A&M	L 2-3	25-18,19-25,23-25,25-17,11-15	1070
08/27/2022	vs Pittsburgh	L 0-3	17-25,16-25,21-25	313
08/28/2022	vs San Diego	L 0-3	18-25,21-25,23-25	193
09/01/2022	Texas St.	W 3-0	28-26,25-20,27-25	5023
09/02/2022	West Virginia	W 3-0	25-19,25-17,25-21	5380
09/04/2022	UCLA	L 2-3	25-20,13-25,25-23,23-25,9-15	6475
09/09/2022	Southern California	L 1-3	23-25,26-24,25-27,20-25	5916
09/10/2022	Southern California	W 3-2	22-25,21-25,25-22,25-16,15-8	6191
* 09/23/2022	UC Davis	W 3-0	25-22,25-14,25-21	5744
* 09/24/2022	UC Riverside	W 3-0	25-17,25-23,25-13	5865
* 09/30/2022	at Cal St. Fullerton	W 3-0	25-20,25-15,25-13	374
* 10/01/2022	at Long Beach St.	W 3-1	25-20,25-21,15-25,25-19	2276
* 10/07/2022	UC Irvine	W 3-0	25-17,25-19,25-13	4680
* 10/08/2022	UC San Diego	W 3-1	27-25,30-28,23-25,25-19	5921
* 10/14/2022	at CSU Bakersfield	W 3-2	23-25,25-15,25-14,18-25,15-8	489
* 10/15/2022	at Cal Poly	L 1-3	22-25,33-31,21-25,19-25	3032
* 10/21/2022	CSUN	W 3-0	25-15,25-18,25-18	5251
* 10/22/2022	UC Santa Barbara	W 3-1	25-21,20-25,25-18,25-22	7032
* 10/27/2022	at UC Riverside	W 3-0	25-21,25-15,25-15	500
* 10/29/2022	at UC Davis	W 3-2	16-25,25-12,28-26,19-25,15-9	707
* 11/04/2022	Long Beach St.	W 3-0	26-24,25-18,25-18	6758
* 11/05/2022	Cal St. Fullerton	W 3-0	25-18,25-18,25-18	5950
* 11/11/2022	at UC San Diego	W 3-0	25-14,25-19,25-15	639
* 11/12/2022	at UC Irvine	W 3-0	25-23,25-13,25-20	849

Game Records

Overall	Conference	Home	Away	Neutral
15 - 1	15 - 1	8 - 0	7 - 1	0 - 0

Team Box Score

#	Player	SP	Attack					Set		Serve			Dig			Blocking					PTS	
			K	K/S	E	TA	PCT	A	A/S	SA	SE	SA/S	RE	DIG	DIG/S	BS	BA	TOT/S	BLK/S	BE		BHE
3	Igiede, Amber	56	216	3.86	41	398	.440	13	0.23	15	12	0.27	1	56	1.00	19	55	74	1.32	4	1	277.5
6	Wagoner, Riley	56	205	3.66	69	534	.255	18	0.32	9	27	0.16	11	143	2.55	5	22	27	0.48	1	0	230.0
10	Lang, Kate	56	25	0.45	12	61	.213	622	11.11	16	11	0.29	1	126	2.25	2	22	24	0.43	3	4	54.0
11	Westerberg, Tiffany	56	94	1.68	29	244	.266	4	0.07	0	0	0.00	1	13	0.23	2	24	26	0.46	5	1	108.0
12	Evans, Kennedi	8	7	0.88	2	14	.357	0	0.00	1	0	0.13	0	0	0.00	1	1	2	0.25	0	0	9.5
13	Edmonds, Talia	56	0	0.00	0	7	.000	31	0.55	7	3	0.13	11	132	2.36	0	0	0	0.00	0	0	7.0
14	Akana, Braelyn	42	74	1.76	28	160	.288	1	0.02	0	0	0.00	0	15	0.36	2	17	19	0.45	3	0	84.5
15	Byrd, Mylana	9	0	0.00	1	3	-.333	19	2.11	0	1	0.00	0	3	0.33	0	1	1	0.11	0	0	0.5
16	Ikenaga, Tayli	43	0	0.00	0	2	.000	35	0.81	6	7	0.14	3	134	3.12	0	0	0	0.00	0	0	6.0
17	Alexander, Caylen	56	160	2.86	64	385	.249	5	0.09	15	24	0.27	9	66	1.18	1	10	11	0.20	3	1	181.0
18	Ham, Kendra	56	15	0.27	9	49	.122	6	0.11	15	16	0.27	11	135	2.41	0	4	4	0.07	0	3	32.0
19	Cowell, Chandler	8	5	0.63	3	16	.125	0	0.00	0	0	0.00	1	2	0.25	0	0	0	0.00	0	0	5.0
23	De Goede, Annika	11	11	1.00	9	28	.071	0	0.00	0	1	0.00	0	5	0.45	0	4	4	0.36	1	0	13.0
HAWAII		56	812	14.50	267	1901	.287	754	13.46	84	102	1.50	57	830	14.82	32	160	112	2.00	20	10	1,008.0
Opponents		56	635	11.34	271	1888	.193	597	10.66	57	134	1.02	84	690	12.32	22	166	105	1.88	11	18	797.0

Team statistics

	HAWAII	OPP
ATTACK		
Kills	812	635
Errors	267	271
Total Attacks	1901	1888
Attack Pct	.287	.193
Kills/Set	14.50	11.34
SET		
Assists	754	597
Attempts	1840	1880
Assist Pct	.410	.318
Assists/Set	13.46	10.66
SERVE		
Aces	84	57
Errors	102	134
Attempts	1324	1106
Serve Pct	.923	.879
Aces/Set	1.50	1.02
SERVE RECEPTIONS		
Errors	57	84
Errors/Set	1.02	1.50
Attempts	972	1222
Reception Pct	.941	.999
DEFENSE		
Digs	830	690
Digs/Set	14.82	12.32
BLOCKING		
Block solo	32	22
Block Assist	160	166
Total Blocks	112	105
Blocks/Set	2.00	1.88
Block Errors	20	11
Ball handling errors	10	18
ATTENDANCE		
Total	47201	8866
Dates/Avg Per Date	8/5900	8/1108
Neutral Site #/Avg	0/0	-
Current win streak	0	-
Home win streak	0	-

Team Results

Date	Opponent	Score	Score-by-set	Att.
* 09/23/2022	UC Davis	W 3-0	25-22,25-14,25-21	5744
* 09/24/2022	UC Riverside	W 3-0	25-17,25-23,25-13	5865
* 09/30/2022	at Cal St. Fullerton	W 3-0	25-20,25-15,25-13	374
* 10/01/2022	at Long Beach St.	W 3-1	25-20,25-21,15-25,25-19	2276
* 10/07/2022	UC Irvine	W 3-0	25-17,25-19,25-13	4680
* 10/08/2022	UC San Diego	W 3-1	27-25,30-28,23-25,25-19	5921
* 10/14/2022	at CSU Bakersfield	W 3-2	23-25,25-15,25-14,18-25,15-8	489
* 10/15/2022	at Cal Poly	L 1-3	22-25,33-31,21-25,19-25	3032
* 10/21/2022	CSUN	W 3-0	25-15,25-18,25-18	5251
* 10/22/2022	UC Santa Barbara	W 3-1	25-21,20-25,25-18,25-22	7032
* 10/27/2022	at UC Riverside	W 3-0	25-21,25-15,25-15	500
* 10/29/2022	at UC Davis	W 3-2	16-25,25-12,28-26,19-25,15-9	707
* 11/04/2022	Long Beach St.	W 3-0	26-24,25-18,25-18	6758
* 11/05/2022	Cal St. Fullerton	W 3-0	25-18,25-18,25-18	5950
* 11/11/2022	at UC San Diego	W 3-0	25-14,25-19,25-15	639
* 11/12/2022	at UC Irvine	W 3-0	25-23,25-13,25-20	849

H 2022 RESULTS / MATCH-BY-MATCH TEAM COMPARISON

Team Results

Date	Opponent		Score	Score-by-set	Overall	Conf	Time	Att.
08/26/2022	at Texas A&M	L	2-3	25-18,19-25,23-25,25-17,11-15	0-1	0-0	02:32	1070
08/27/2022	vs Pittsburgh	L	0-3	17-25,16-25,21-25	0-2	0-0	01:33	313
08/28/2022	vs San Diego	L	0-3	18-25,21-25,23-25	0-3	0-0	01:30	193
09/01/2022	Texas St.	W	3-0	28-26,25-20,27-25	1-3	0-0	01:50	5023
09/02/2022	West Virginia	W	3-0	25-19,25-17,25-21	2-3	0-0	01:32	5380
09/04/2022	UCLA	L	2-3	25-20,13-25,25-23,23-25,9-15	2-4	0-0	02:39	6475
09/09/2022	Southern California	L	1-3	23-25,26-24,25-27,20-25	2-5	0-0	02:35	5916
09/10/2022	Southern California	W	3-2	22-25,21-25,25-22,25-16,15-8	3-5	0-0	02:40	6191
* 09/23/2022	UC Davis	W	3-0	25-22,25-14,25-21	4-5	1-0	01:46	5744
* 09/24/2022	UC Riverside	W	3-0	25-17,25-23,25-13	5-5	2-0	01:28	5865
* 09/30/2022	at Cal St. Fullerton	W	3-0	25-20,25-15,25-13	6-5	3-0	01:21	374
* 10/01/2022	at Long Beach St.	W	3-1	25-20,25-21,15-25,25-19	7-5	4-0	02:03	2276
* 10/07/2022	UC Irvine	W	3-0	25-17,25-19,25-13	8-5	5-0	01:37	4680
* 10/08/2022	UC San Diego	W	3-1	27-25,30-28,23-25,25-19	9-5	6-0	02:22	5921
* 10/14/2022	at CSU Bakersfield	W	3-2	23-25,25-15,25-14,18-25,15-8	10-5	7-0	02:31	489
* 10/15/2022	at Cal Poly	L	1-3	22-25,33-31,21-25,19-25	10-6	7-1	02:24	3032
* 10/21/2022	CSUN	W	3-0	25-15,25-18,25-18	11-6	8-1	01:20	5251
* 10/22/2022	UC Santa Barbara	W	3-1	25-21,20-25,25-18,25-22	12-6	9-1	02:19	7032
* 10/27/2022	at UC Riverside	W	3-0	25-21,25-15,25-15	13-6	10-1	01:43	500
* 10/29/2022	at UC Davis	W	3-2	16-25,25-12,28-26,19-25,15-9	14-6	11-1	02:25	707
* 11/04/2022	Long Beach St.	W	3-0	26-24,25-18,25-18	15-6	12-1	01:42	6758
* 11/05/2022	Cal St. Fullerton	W	3-0	25-18,25-18,25-18	16-6	13-1	01:31	5950
* 11/11/2022	at UC San Diego	W	3-0	25-14,25-19,25-15	17-6	14-1	01:21	639
* 11/12/2022	at UC Irvine	W	3-0	25-23,25-13,25-20	18-6	15-1	01:46	849

Team Record	W-L-T
Overall:	18-6
Conference:	15-1
Home:	11-2
Away:	7-2
Neutral:	0-2
3 sets:	12-2
4 sets:	3-2
5 sets:	3-2

Attendance	Dates	Total	Avg.
Total:	24	86628	3610
Home:	13	76186	5860
Away:	9	9936	1104
Neutral:	2	506	253

HAWAII'S NCAA TEAM RANKINGS - NOV. 7

Statistic	National Rank	Conference Rank	Value	National Leader	Value	Conference Leader	Value
Aces Per Set (334 ranked)	161	5	1.48	Lafayette	2.33	UC Riverside	1.66
Assists Per Set (334 ranked)	30	1	12.83	Princeton	13.74	Hawaii	12.83
Blocks Per Set (334 ranked)	203	7	1.98	Maryland	3.25	UC Santa Barbara	2.80
Digs Per Set (334 ranked)	169	6	14.32	Tulsa	18.51	UC Irvine	16.09
Hitting Percentage (332 ranked)	36	1	0.259	Texas	0.338	Hawaii	0.259
Kills Per Set (334 ranked)	33	1	13.83	Kentucky	14.84	Hawaii	13.83
Match W-L Pctg. (334 ranked)	40	1	0.750	Towson	0.963	Hawaii	0.750
Opp Hitting Percentage (334 ranked)	172	6	0.206	Nebraska	0.125	UC Irvine	0.167
Team Assists (334 ranked)	227	6	1,116	A&M-Corpus Christi	1,499	UC Irvine	1,215
Team Attacks Per Set (334 ranked)	192	6	34.10	Tulsa	39.93	UC Riverside	36.89
Team Digs (334 ranked)	280	10	1,246	McNeese	2,276	UC Irvine	1,561
Team Kills (334 ranked)	231	6	1,203	A&M-Corpus Christi	1,621	UC Irvine	1,296
Team Service Aces (334 ranked)	255	7	129	Saint Louis	244	CSU Bakersfield	160
Team Total Attacks (334 ranked)	298	10	2,967	McNeese	4,774	CSUN	3,623
Team Total Blocks (334 ranked)	274	8	172.5	Maryland	331.5	UC Santa Barbara	260.5

HAWAII'S NCAA INDIVIDUAL RANKINGS

Statistic	Player	National Rank	Conference Rank	Value	National Leader	Value	Conference Leader	Value
Aces Per Set (150 ranked)					Andrea Tsvetanova, Coppin St.	0.78	Maia Dvoracek, Cal Poly	0.61
Assists Per Set (150 ranked)	Kate Lang	46	2	10.36	Lindsey Kelly, Princeton	12.05	Zayna Meyer, Long Beach St.	10.36
Attacks Per Set (150 ranked)	Riley Wagoner	146	3	9.49	Kayley Cassaday, Tulsa	13.82	Morgan Chacon, Long Beach St.	11.01
Blocks Per Set (300 ranked)	Amber Igiede	33	2	1.29	Kaitlyn Hord, Nebraska	1.63	Deni Wilson, UC Santa Barbara	1.41
Digs Per Set (150 ranked)					Hope Matschner, Iona	7.04	Campbell Jensen, UC Irvine	4.86
Hitting Percentage (150 ranked)	Amber Igiede	4	1	0.430	Asjia O'Neal, Texas	0.477	Amber Igiede, Hawaii	0.430
Kills Per Set (1462 ranked)	Amber Igiede	106	3	3.68	Elizabeth Juhnke, South Dakota	5.45	Tommi Stockham, Cal Poly	3.78
	Riley Wagoner	166	6	3.37				
	Caylen Alexander	422	12	2.72				
	Tiffany Westerberg	1143	33	1.71				
	Braelyn Akana	1226	38	1.60				
Kills SG Highs (0 ranked)								
Points (150 ranked)	Amber Igiede	102	2	411.5	Elizabeth Juhnke, South Dakota	670.5	Maia Dvoracek, Cal Poly	456.0
Points Per Set (150 ranked)	Amber Igiede	35	1	4.73	Elizabeth Juhnke, South Dakota	6.10	Amber Igiede, Hawaii	4.73
Service Aces (148 ranked)					Andrea Tsvetanova, Coppin St.	90	Maia Dvoracek, Cal Poly	61
Total Assists (150 ranked)	Kate Lang	100	3	901	Logan Case, Western Mich.	1,284	Emme Bullis, Cal Poly	1,011
					Anna Jaworski, Southern Ill.	1,284		
Total Attacks (150 ranked)					Elizabeth Juhnke, South Dakota	1,464	Morgan Chacon, Long Beach St.	1,068
Total Blocks (189 ranked)	Amber Igiede	76	4	112	Tierra Porter, George Washington	161	Deni Wilson, UC Santa Barbara	127
Total Digs (300 ranked)					Hope Matschner, Iona	697	Breanna Mitchell, CSUN	434
Total Kills (149 ranked)					Elizabeth Juhnke, South Dakota	600	Maia Dvoracek, Cal Poly	364
Triple Doubles (17 ranked)					Josi Borum, Youngstown St.	10	Carisa Barron, CSUN	5

CAREER MILESTONES...

OUTSIDE HITTERS	Riley Wagoner	SETTERS	LIBERO/DEFENSIVE SPECIALIST
Braelyn Akana	700 Kills 646	Kate Lang	Tayli Ikenaga
200 Kills 195	100 Blocks..... 107	1,900 Assists 1,802	600 Digs 582
100 Digs 53	600 Digs..... 592	400 Digs 415	200 Assists 163
100 Blocks..... 58	100 Service Aces 37	100 Kills 71	100 Service Aces 23
Caylen Alexander		100 Blocks 74	
300 Kills 234		100 Aces..... 31	Talia Edmonds
100 Digs 105	MIDDLE HITTERS		200 Digs 184
100 Blocks 16	Amber Igiede	Mylana Byrd	100 Assists 42
100 Service Aces 30	900 Kills 850	400 Assists 316	100 Service Aces 7
Chandler Cowell	400 Blocks..... 75	100 Digs 81	
100 Kills 7	200 Digs..... 240	100 Service Aces 4	
100 Blocks..... 1	100 Service Aces 32	100 Blocks..... 16	
100 Digs..... 2	Tiffany Westerberg	Jackie Matias	
Annika de Goede	300 Kills 274	100 Assists 100	
100 Kills 33	100 Blocks..... 107	100 Digs 100	
100 Digs 23	100 Digs..... 50	100 Blocks..... 100	
100 Blocks 10	Kennedi Evans		
100 Aces..... 3	100 Kills 7		
Kendra Ham	100 Blocks 2		
100 Kills 21	100 Digs..... 0		
200 Digs 190	100 Service Aces 1		
100 Service Aces 18			



HEAD COACH ROBYN AH MOW

Fifth Season

Record: Overall / Big West 104-35 / 75-9

Alma Mater: Hawai'i, 2011

Head coach Robyn Ah Mow enters her fifth season, and overall sixth year at the helm of the Rainbow Wahine women's volleyball program (UH did not compete in 2020-21 due to the COVID-19 pandemic). She has led Hawai'i to back-to-back Big West titles in 2021 and '19. She and her staff have extended the 'Bows streak of advancing to the NCAA tournament to 28-straight and 39 overall. In 2019, Ah Mow guided the team to the NCAA Regional round for the first time since 2015. For her efforts, the former UH All-American and three-time Olympian was named the Big West Co-Coach of the Year and AVCA Pacific North All-Region Coach of the Year in 2019 and BWC Coach of the Year again in 2021.

CAREER RECORD

Hawai'i (5th years)

▶ Overall: 104-35 / Big West: 75-9

COACHING ACCOLADES

- ▶ 2021 Big West Coach of the Year
- ▶ 2019 Big West Co-Coach of the Year
- ▶ 2019 AVCA Pacific North All-Region Coach of the Year

COACHING EXPERIENCE

- ▶ Hawai'i, Women's Volleyball, Head Coach (2017-present)
- ▶ Hawai'i, Women's Volleyball, Assistant Coach (2011-15)
- ▶ USA Volleyball Junior National Team (2014)
- ▶ Hawai'i, Men's Volleyball, Manager/Assistant Coach (2010-'11)
- ▶ USA Volleyball (Colorado Springs, Colo.), Assistant Coach (2000-'10)
- ▶ Hawai'i, Women's Volleyball, Student Assistant (1997-98)

COACHING HIGHLIGHTS

- ▶ Has led UH to four consecutive NCAA Tournaments, extending UH's streak to 28-straight and 39 overall NCAA appearances
- ▶ Captured back-to-back Big West titles in 2019 and '21 with 14-2 and 18-2 conference records respectively
- ▶ In her first two seasons as head coach, finished second in the Big West
- ▶ Is only the third head coach in Rainbow Wahine volleyball history. She followed longtime head coach Dave Shoji after his 42-year career.

PLAYING EXPERIENCE

Professional Playing Experience

- ▶ VBC Volero - (Zurich, Switzerland), 2004-08
- ▶ Swiss Cup and League Champions, 2004-07
- ▶ Champions League Final Four, 2006
- ▶ Metodo Menetti Vicenza (Venice, Italy), 2001-02
- ▶ Italian Series A1 League, Fourth Place
- ▶ Castelo de Maia (Portugal), 2000-01

Amateur Playing Experience

- ▶ 1999-2008: U.S. National Team
- ▶ 2008 USA Olympic (Beijing) Team, Team Captain (Silver Medal)
- ▶ 2007 Team USA, World Cup, Team Captain (Bronze Medal)
- ▶ 2006 Team USA, World Championship, Team Captain (Ninth Place)
- ▶ 2005, Team USA, World Grand Champions Cup, Team Captain
- ▶ 2004 USA Olympic Team (Athens), Team Captain (Fifth Place)
- ▶ 2003 Team USA, World Cup, Team Captain (Bronze Medal)
- ▶ 2002 Team USA, World Championships, Team Captain (Silver Medal)
- ▶ 2001, Team USA, World Grand Champions Cup, Team Captain
- ▶ 2000 USA Olympic Team (Fourth Place), NORCECA-Team Captain

Collegiate Playing Experience

1993-96: Hawai'i

PLAYING ACCOLADES

- ▶ Named the Swiss League's Most Valuable Player (Volero Zurich)
 - ▶ A three-time Olympian, competed in the 2000 (Sydney), '04 (Athens), and '08 (Beijing) Olympic games
 - ▶ Helped lead the 2008 Olympic indoor volleyball team to Silver Medal
 - ▶ Two-time AVCA All-America, First Team (1995, '96)
 - ▶ Three-time All-Conference, First Team (1994, '95, '96)
 - ▶ **AT UH**, finished third all-time in career assists (4,313) and fourth in assists per game (11.23).
 - ▶ In her final two seasons, the 'Bows recorded a 66-4 combined record with included an appearance in the NCAA title match in 1996.
 - ▶ Inducted into the University of Hawai'i Sports Circle of Honor (2005)
 - ▶ Inducted into the Hawaii Sports Hall of Fame (2011)
- EDUCATION**
- PERSONAL**
- ▶ Resides in Honolulu with her three children

SimpliFi Arena
by **JH Bank of Hawaii**

STAN SHERIFF CENTER

The SimpliFi Arena at Stan Sheriff Center opened in 1994 and is the jewel of the Athletics Department. Originally named the Stan Sheriff Center, Bank of Hawaii entered into a partnership with UH in 2020 to rename the facility.

The center, named after the man who lobbied for its construction-- former UH athletics director Stan Sheriff, has served as the home of the University of Hawai'i men's and women's basketball and volleyball teams and has played host to a number of memorable events

The men's and women's volleyball teams have smashed nearly every attendance record since playing at the SSC en route to six NCAA Championship appearances (women, 1996, 2000, '02 and '03; and men, 1995 and 1996). UH's impressive fan support has lured both the 1997 men's and the 1999 women's NCAA volleyball championships before the arena housed the 2004 Men's Volleyball NCAA Championships. The SSC can hold 10,300 fans, which makes it the largest facility in the Big West Conference.

The SSC is one of the most visible buildings on the UH campus. The arena stands 113-feet tall and is capped by an aluminum dome. The two concourse levels combined cover a total of 187,000 square feet. Kauhikaua and Chun of Honolulu and Heery Architects of Atlanta designed the SSC.

The dome roof of the SSC is designed to hold over 100,000 pounds of scoreboard, speakers, catwalks, divider drapes, and a 104-foot by 130-foot rigging grid. The catwalk itself can support nearly 145,000 pounds of light- and sound-rigging equipment.

A new state-of-the-art scoreboard was built in 2011. The board, which cost approximately \$2 million has a main LED scoreboard with four HD-quality video boards, which features live game action, replays, statistics, and promotional activities. There is also an upper panel and lower ring on the scoreboard, which features Corporate Partner brands and messages, as well as fan information.

Most recently in 2014, the upper and lower concourse walkways were resurfaced and work on the SSC's dome was completed. In the summer of 2015 the hardwood court of the arena was also resurfaced.

Rich Sheriff, the youngest son of Stan, has been managing the SSC since its opening and is assisted by Russ Gima and Rico Nakashima. Students provide a vital workforce in the arena with more than two dozen employed for the operation of various events.

QUICK FACTS

First Event: Women's Volleyball match
Oct. 21, 1994; UH vs. San Jose State

Capacity: 10,300

Women's Volleyball Sellouts: 14

Total Sellouts (all sports): 49

Largest Women's Volleyball Average Attendance:
8,378; 1996

Largest Women's Volleyball Total Attendance:
184,314; 1996

Ranked Top 5 in attendance every season since facility was built (except 2020 & '21 due to COVID)

MILESTONES WINS

1	8/31/17	vs. Western Carolina.....	W, 3-0
50	9/27/19	at Long Beach State.....	W, 3-1
75	10/16/21	vs. CSU Bakersfield	W, 3-0
100	10/29/22	at UC Davis	W, 3-2
1st NCAA Tournament win	12/6/19	vs. Northern Colorado.....	W, 3-1

COACHING / SUPPORT STAFF



Kaleo Baxter
Assistant Coach
Fifth Season



Nick Castello
Assistant Coach
Second Season



Skylan Engleman
Volunteer
Assistant Coach
First Season



Jimbo Buccella
Volunteer
Equip. Coordinator
28th season



Rena Shigemura
Athletic Trainer
20th season



Anita Sanchez
Student Manager
First season

CONFERENCE STANDINGS - 11-14-22



BIG WEST PLAYERS OF THE WEEK

Aug. 29	OFFENSE Morgan Chacon (LBSU)
	DEFENSE Dylan Dela Cruz (LBSU)
	SETTER Zayna Meyer (LBSU)
	FRESHMAN Zayna Meyer (LBSU)
Sept. 5	OFFENSE Onye Ofoegbu, (UCI)
	DEFENSE Amber Igiede (UH)
	SETTER Zayna Meyer (LBSU)
	FRESHMAN Caylen Alexander (UH)
Sept. 12	OFFENSE Joy Umeh (UCI)
	DEFENSE Nadia Koanui (CSF)
	SETTER Emme Bullis (CP)
	FRESHMAN Campbell Jensen (UCI)
Sept. 19	OFFENSE Maia Dvoracek (CP)
	DEFENSE Breanna Mitchell (CSUN)
	SETTER Carisa Barron (CSUN)
	FRESHMAN Breanna Mitchell (CSUN)
Sept. 26	OFFENSE Tallulah Frolej (UCSB)
	DEFENSE Macall Peed (UCSB)
	SETTER Kate Lang (UH)
	FRESHMAN Caylen Alexander (UH)
Oct. 3	OFFENSE Tommi Stockham (CP)
	DEFENSE Shira Lahav (UCD)
	SETTER Emme Bullis (CP)
	FRESHMAN Caylen Alexander (UH)
Oct. 10	OFFENSE Riley Wagoner (UH)
	DEFENSE Paige Calvin (CSUB)
	SETTER Zayna Meyer (LBSU)
	FRESHMAN Caylen Alexander (UH)
Oct. 17	OFFENSE Ava McInnes (UCSD)
	DEFENSE Dylan Dela Cruz (LBSU)
	SETTER Zayna Meyer (LBSU)
	FRESHMAN Jaylen Jordan (LBSU)
Oct. 24	OFFENSE Joy Umeh (UCI)
	DEFENSE Dylan Dela Cruz (LBSU)
	SETTER Elizabeth Schuster (CSF)
	FRESHMAN Campbell Jensen (UCI)
Oct. 31	OFFENSE Amber Igiede (UH)
	DEFENSE Shira Lahav (UCD)
	SETTER Emme Bullis (CP)
	FRESHMAN Caylen Alexander (UH)
Nov. 7	OFFENSE Tommi Stockham (CP)
	DEFENSE Macall Peed (UCSB)
	SETTER Kate Lang (UH)
	FRESHMAN Emme Bullis (CP)
Nov. 14	OFFENSE Maia Dvoracek (CP)
	DEFENSE Deni Wilson (UCSB)
	SETTER Emme Bullis (CP)
	FRESHMAN Campbell Jensen (UCI)
Nov. 21	OFFENSE
	DEFENSE
	SETTER
	FRESHMAN
Nov. 28	OFFENSE
	DEFENSE
	SETTER
	FRESHMAN

SCHOOL	CONF.	CONF %	OVERALL	OVERALL %	HOME	AWAY	NEUTRAL	STREAK
Hawai'i	15-1	.938	18-6	.750	11-2	7-2	0-2	W8
UC Santa Barbara	14-2	.875	18-8	.692	10-0	7-6	1-2	W6
Cal Poly	13-4	.765	16-11	.593	7-1	7-7	2-3	W3
Long Beach State	11-5	.688	16-8	.667	9-1	6-6	1-1	L1
UC Irvine	9-7	.562	16-10	.615	11-3	4-5	1-2	L1
UC Davis	7-9	.438	12-14	.462	5-5	4-8	3-1	W1
Cal State Fullerton	6-10	.375	12-12	.500	5-3	5-9	2-0	L4
UC San Diego	5-11	.312	12-16	.429	4-9	3-7	5-0	L2
CSU Bakersfield	4-13	.235	7-22	.241	3-8	1-11	3-3	L2
CSUN	3-13	.188	8-20	.286	3-6	1-11	4-3	W1
UC Riverside	2-14	.125	4-21	.160	1-7	1-10	2-4	L8

AVCA COACHES POLL - NOV. 13

Rk	School (1st Place Votes)	Total Points	2022 RecPrev.	Rk.
1	Texas (56)	1584	19-1	1
2	San Diego (3)	1477	24-1	2
3	Wisconsin (3)	1455	21-3	3
4	Louisville (2)	1387	24-2	5
5	Ohio State	1352	19-5	6
6	Nebraska	1277	22-3	4
7	Pittsburgh	1241	25-2	7
8	Stanford	1212	20-4	8
9	Minnesota	1069	17-7	9
10	Florida	94320-4	11	
11	Creighton	85824-3	12	
12	Oregon	79919-5	14	
13	Georgia Tech	78818-6	13	
14	Penn State	75921-6	16	
15	Baylor	66121-5	10	
16	Marquette	62224-2	17	
17	BYU	58620-5	18	
18	Kentucky	57516-6	19	
19	Purdue	54718-8	15	
20	Western Kentucky	40926-2	22	
21	Washington	27518-8	20	
22	Rice	26723-3	21	
23	Houston	24425-2	23	
24	UCF	20023-1	24	
25	Washington State	11019-8	25	

Others receiving votes and listed on two or more ballots: Towson 16; Southern California 14; Arkansas 12; Loyola Marymount 9; Iowa State 6; Pepperdine 6; Colorado 3

5 teams mentioned on only one ballot for a total of 37 combined points

Dropped Out: none

RPI (#7) - NOV. 13

Rank	School
35	Hawai'i
74	Long Beach State
85	UC Santa Barbara
107	Cal Poly
120	UC Irvine
155	UC Davis
180	Cal State Fullerton
222	UC San Diego
261	CSU Bakersfield
286	CSUN
277	UC Riverside

BIG WEST PRESEASON COACHES' POLL

Rnk	Team	Pts.
1.	Hawai'i	96 (6)
2.	UC Santa Barbara	94 (5)
3.	Cal Poly	79
4.	Long Beach State	75
5.	UC Irvine	61
6.	CSU Bakersfield	47
7.	UC Davis	46
8.	UC San Diego	37
9.	Cal State Fullerton	36
10.	CSUN	24

HAWAII' I IN THE AVCA POLL

Pre-season	8/30	9/5	9/12	9/19	9/26	10/3	10/10	10/17	10/24	10/31	11/7	11/14	11/21	11/28	12/20
RV	n/a	n/a	n/a	n/a	n/a	n/a	n/a	n/a	n/a	n/a	n/a	n/a	--	--	

H THE LAST TIME OUT...

INDIVIDUAL

KILLS

A UH player had 25-plus kills in a match...

McKenna Granato (29), UCLA (8/27/17); Emily Maglio 27, at Cal Poly (10/27/17); Riley Wagoner 25, UC San Diego (10/8/22)

A UH player hit 25-plus kills in consecutive matches...

Emily Hartong (29) at UC Davis (Oct. 26, 2013), (25) at CSUN (Oct. 23, 2013)

A UH player had 20-plus kills in three consecutive matches...

McKenna Granato (24 vs. Utah; 23 vs. BYU; 22 vs. Baylor; 9/3-8/17)

A UH player hit 35-plus kills in a match...

Jamie Houston (35) vs. Southern California (Dec. 8, 2006)*

A UH player hit 35-plus kills in consecutive matches...

Kim Willoughby (35) vs. Eastern Washington (Dec. 1, 2001)*, (35) vs. UCLA (Dec. 6, 2001)*

A UH player hit 40-plus kills in a match...

Kim Willoughby (41) vs. Pacific (Nov. 24, 2001)

ATTEMPTS

A UH player attempted 55-plus swings in a match...

Brooke Van Sickle, 57 (vs. USC, 9/11/21)

A UH player attempted 55-plus swings in consecutive matches...

McKenna Granato, 64 (Utah, 9/3/17); 57 (BYU 9/7/17); 63 (Baylor 9/8/17)

A UH player attempted 70-plus swings in a match...

Emily Hartong (79) at UC Irvine (Oct. 27, 2012)

A UH player attempted 70-plus swings in consecutive matches...

Emily Hartong (79) at Long Beach State (Oct. 26, 2012), (79) at UC Irvine (Oct. 27, 2012)

HITTING PERCENTAGE

A UH player hit a perfect 1.000 in a match (min. 10)...

Kenyatta Lovelace (12-0-12) vs. Cal State Fullerton (10/3/92)

ASSISTS

A UH player had 60-plus assists in a match...

Norene Iosia (63) vs. Baylor (9/8/17), 60 at Cal Poly (10/27/17)

A UH player had 60-plus assists in consecutive matches...

Stephanie Brandt (63) vs. Wichita State (Sept. 7, 2007), (61) vs. Santa Clara (Sept. 8, 2007)

A UH player had 80-plus assists in a match...

Nikki Hubbert (95) vs. Brigham Young (Nov. 28, 1998)+

DIGS

A UH player had 20-plus digs in a match...

Tayli Ikenaga, 22, CSUN (11/26/21); Talia Edmonds, 28, UC San Diego (10/8/22)

A UH player had 20-plus digs in consecutive matches...

Tayli Ikenaga 24 Cal St. Fullerton (10/3/21), 22 at UC San Diego (10/8/21); Tita Akiu 22, San Diego State (9/9/18), 26 Portland (9/7/18), 22 Idaho (9/6/18)

A UH player had 30-plus digs in a match...

Tita Akiu, 34, vs. Baylor (11/29/18)

A UH player had 30-plus digs in consecutive matches...

Tee Williams (45) at Cal Poly (Nov. 7, 1988), (30) at Cal Poly (Nov. 8, 1988)

A UH player had 40-plus digs in a match...

Tee Williams (45) at Cal Poly (Nov. 7, 1988)

BLOCKING

A UH player had 4-plus block solos in a match...

Brittany Hewitt (4) vs. Long Beach State (Sept. 2, 2011); Emily Maglio 4, Cal Poly (10/7/17)

A UH player had 8-plus block solos in a match...

Suzanne Eagye (9) vs. San Jose State (Nov. 21, 1986)

A UH player had 10-plus block assists in a match...

Amber Igiede (10), UC San Diego (11/14/21), Skyler Williams (12) Marquette (8/25/17); Amber Igiede (10) Cal State Fullerton (10/5/19)

A UH player had 15-plus block assists in a match...

Brittany Hewitt (15) vs. San Diego (Aug. 27, 2010)

A UH player had 15-or more total blocks in a match...

Brittany Hewitt (16) vs. San Diego (Aug. 27, 2010)

SERVING

A UH player had 5-plus aces in a match...

Caylen Alexander: (5), USC 9/9/22; Martyna Leoniak: (5), at CSUN 10/23/21; Brooke Van Sickle (5), UC Davis 10/29/21
Norene Iosia: (7, Long Beach State -11/22/19); (6), Cal State Fullerton (10/5/19)

A UH player had 3-plus aces in consecutive matches...

Brooke Van Sickle, (5, UC Davis, 10/29/21; 4, UC Riverside, 10/30/21; Norene Iosia (3) Coastal Carolina (8/31/18), (3) Icaho (9/6/18)

A UH player had 7-plus aces in a match...

Norene Iosia: (7, Long Beach State -11/22/19); Nikki Taylor (7) Pepperdine (9/16/16)

TRIPLE-DOUBLE

A UH player recorded a triple-double...

Norene Iosia (15K, 14Ast, 13D) vs. Portland (9/7/18); (13K, 20Ast, 16D) vs. Oregon (9/14/18; 12 kills, 26 assists, 11 digs Nikki Taylor (10K, 10D, 11B) vs. Cal Poly (11/22/14)

TEAM

HITTING

KILLS

Hawai'i had 80-plus kills in a match...

84 vs. TCU* (12/4/15)

Hawai'i had 100-plus kills in a match...

116 vs. Brigham Young (Nov. 28, 1998)

Hawai'i 5 players with 10+ kills...

at Texas A&M (Riley Wagoner (21), Amber Igiede (13), Tiffany Westerberg, (12), Braelyn Akana, (10), Caylen Alexander (10)

ATTEMPTS

Hawai'i attempted 200-plus swings in a match...

211, Cal State Fullerton (10/3/21)

221, Cal State Fullerton (10/5/19)

Hawai'i attempted 275-plus swings in a match...

316 vs. Brigham Young (Nov. 28, 1998)+

HITTING PERCENTAGE

Hawai'i hit .500 or more in a match...

.500 vs. UT-San Antonio (Sept. 11, 2009)

SETTING

Hawai'i had 75-plus assists in a match...

78 vs. TCU* (12/4/15)

Hawai'i had 100-plus assists in a match...

107 vs. Brigham Young (Nov. 28, 1998)+

DIGS

Hawai'i had 75-plus digs in a match...

95. Cal State Fullerton (10/3/21)

80, at Utah Valley (Sept. 2, 2021)

Hawai'i had 125-plus digs in a match...

133 at Pacific (Nov. 17, 1990)

Hawai'i had 200-plus digs in a match...

223 at Cal Poly (Nov. 7, 1988)

Hawai'i had 4 players w/ 10+ digs

at Texas A&M (8/26/22) - Tayli Ikenaga (17); Talia Edmonds (13); Kendra Ham (12); Kate Lang (11)

BLOCKING

Hawai'i had 8-plus block solos in a match...

8 vs. Utah (Nov. 23, 2001)

Hawai'i had 30-plus block assists in a match...

36, Marquette (9/25/17)

Hawai'i had 20-plus total team blocks in a match...

20.0 Long Beach State (10/11/15)

Hawai'i had 25-plus total team blocks in a match...

29 at San Jose State (Oct. 29, 1999)

SERVING

Hawai'i had 10-plus aces in a match...

12, UC Santa Barbara (11/19/19), Long Beach State (11/22/19); 10, UC Irvine (10/4/19)

Hawai'i had 15-plus aces in a match...

16 vs. Stanford (Dec. 17, 1982); 17 at Cal State Fullerton (9/29/17)

Hawai'i scored 15-straight points...

17, at Cal State Fullerton (Faith Ma'afala serving, 10/20/18)

MISC...

Hawai'i lost consecutive home matches... vs Oregon (Sept. 13-14, 2018)

Hawai'i lost consecutive road matches... at Utah Valley (Sept. 2, 2021), at Utah (Sept. 4, 2021)

Hawai'i lost consecutive conference matches...

at CSUN (Oct. 10, 2014), at Long Beach State (Oct. 11, 2014)

Hawai'i sold out at the Stan Sheriff Center: Long Beach State (Senior Night) - 11/22/19

+ Denotes WAC Tournament

* Denotes NCAA Tournament

**Set new program single-game record



3 **AMBER IGIEDE**
 MIDDLE BLOCKER · 6-3 · JR.
 BATON ROUGE, LA.
 ST. MICHAEL THE ARCHANGEL

SEASON HIGHS

Kills 24, at UC Davis (10/29/22)
Errors 8, at UC Davis (10/29/22)
Total attempts 37, at UC Davis (10/29/22)
Hit % .652, UC Irvine (10/7/22)
Assists 4, UC Irvine (10/7/22)
Service Aces 2(3x), last Long Beach St. (11/4/22)
Digs 8(2x), last UCSB (10/22/22)
Total Blocks 10.0, UCLA (9/4/22)

CAREER HIGHS

Kills 24, at UC Davis (10/29/22)
Errors 8(2x), last at UC Davis (10/29/22)
Total attempts 39, Cal State Fullerton (10/3/21)
Hit % .786, at Long Beach State (11/6/21)
Assists 4, UC Irvine (10/7/22)
Service Aces 2, (4x), last at CSUB (10/14/22)
Digs 9, Southern California (9/10/21)
Total Blocks 10.0, (3x), last UCLA (9/4/22)
Block Solo 3 (6x) last at UC Riverside (10/27/22)
Block Assists 9 (2x), last Washington (9/1/19)

IGIEDE'S 2022 MATCH-BY-MATCH STATISTICS

Date	Opponent	SP	Attack				Set			Serve			Receipt			Blocking			Team							
			K	E	TA	PCT	A	TA	PCT	SA	SE	TA	PCT	RE	TA	PCT	DIG	BS	BA	BE	TOTAL	BHE	POINTS	HIT%	SCORE	
08/26/2022	at Texas A&M	*5	13	2	29	.379	1	3	.333	0	2	17	.882	0	2	1.000	4	0	0	0	0	13.0	.289	2-3		
08/27/2022	vs Pittsburgh	*3	7	0	17	.412	0	0	.000	1	3	11	.727	0	1	1.000	2	1	1	0	2.0	0	9.5	.146	0-3	
08/28/2022	vs San Diego	*3	11	2	30	.300	4	4	.000	0	0	10	1.000	0	1	1.000	0	2	2	0	4.0	0	14.0	.119	0-3	
09/01/2022	Texas St.	*3	20	2	32	.563	2	4	.500	1	0	14	1.000	0	2	1.000	4	1	3	1	4.0	0	23.5	.344	3-0	
09/02/2022	West Virginia	*3	16	1	24	.625	1	1	1.000	1	0	8	1.000	0	0	.000	2	3	6	1	9.0	0	23.0	.207	3-0	
09/04/2022	UCLA	*5	11	4	33	.212	1	2	.500	1	1	19	.947	0	0	.000	3	2	8	0	10.0	0	18.0	.131	2-3	
09/09/2022	Southern California	*4	11	2	19	.474	0	3	.000	1	1	16	.938	0	2	1.000	1	1	2	0	3.0	0	14.0	.155	1-3	
09/10/2022	Southern California	*5	15	3	30	.400	2	3	.667	0	0	16	1.000	0	0	.000	8	2	4	0	6.0	0	19.0	.278	3-2	
09/23/2022	UC Davis	*3	10	3	18	.389	1	4	.250	2	0	15	1.000	0	0	.000	2	2	2	0	4.0	0	15.0	.293	3-0	
09/24/2022	UC Riverside	*3	12	0	21	.571	1	2	.500	1	1	16	.938	0	1	1.000	3	1	3	0	4.0	0	15.5	.414	3-0	
09/30/2022	at Cal St. Fullerton	*3	14	2	23	.522	1	4	.250	1	1	7	.857	0	1	1.000	1	1	3	0	4.0	0	17.5	.318	3-0	
10/01/2022	at Long Beach St.	*4	10	4	23	.261	2	4	.500	0	2	15	.867	0	1	1.000	3	0	3	0	3.0	0	11.5	.233	3-1	
10/07/2022	UC Irvine	*3	15	0	23	.652	4	4	1.000	0	0	12	1.000	0	0	.000	2	0	2	0	2.0	0	16.0	.471	3-0	
10/08/2022	UC San Diego	*4	15	4	28	.393	1	2	.500	1	1	14	.929	0	1	1.000	4	0	2	1	2.0	0	17.0	.235	3-1	
10/14/2022	at CSU Bakersfield	*5	17	3	24	.583	0	0	.000	2	1	15	.933	0	2	1.000	5	2	6	0	8.0	0	24.0	.306	3-2	
10/15/2022	at Cal Poly	*4	16	5	32	.344	0	0	.000	1	2	16	.875	0	0	.000	5	0	5	0	5.0	0	19.5	.145	1-3	
10/21/2022	CSUN	*3	11	1	18	.556	0	0	.000	1	1	13	.923	0	0	.000	6	2	1	1	3.0	0	14.5	.381	3-0	
10/22/2022	UC Santa Barbara	*4	13	4	35	.257	1	1	1.000	0	1	15	.933	0	0	.000	8	1	3	0	4.0	0	15.5	.220	3-1	
10/27/2022	at UC Riverside	*3	11	1	20	.500	0	2	.000	0	0	9	1.000	0	0	.000	2	3	5	0	8.0	0	16.5	.216	3-0	
10/29/2022	at UC Davis	*5	24	8	37	.432	0	1	.000	1	1	16	.938	1	2	.500	3	0	7	0	7.0	1	28.5	.304	3-2	
11/04/2022	Long Beach St.	*3	7	2	16	.313	1	1	1.000	2	0	13	1.000	0	0	.000	5	0	4	0	4.0	0	11.0	.258	3-0	
11/05/2022	Cal St. Fullerton	*3	15	2	26	.500	0	1	.000	0	1	6	.833	0	4	1.000	2	3	1	2	4.0	0	18.5	.353	3-0	
11/11/2022	at UC San Diego	*3	12	0	21	.571	1	2	.500	0	2	15	1.000	0	2	1.000	2	3	3	0	6.0	0	18.5	.363	3-0	
11/12/2022	at UC Irvine	*3	14	2	33	.364	0	4	.000	1	0	11	1.000	0	0	.000	3	1	5	0	6.0	0	18.5	.222	3-0	
Totals			87	320	57	612	.430	20	52	.385	20	19	319	.940	1	22	.955	80	31	81	6	112.0	1	411.5		

Player Averages

Sets Played	Kills per set	Assists per set	Service aces per set	Digs per set	Blocks per set	Points per set
87	3.68	0.23	0.23	0.92	1.29	4.73

IGIEDE'S CAREER STATISTICS

SEASON	TEAM	SM-MP	K	K/S	E	TA	PCT	A	A/S	SA	SA/S	SE	DIG	D/S	RE	BS	BA	TB	B/S	BE	BHE	PTS	PTS/S
2019-20	Hawaii	103-30	214	2.08	57	450	.349	8	0.08	4	0.04	6	47	0.46	2	20	108	128	1.24	7	1	292.0	2.83
2021-22	Hawaii	107-30	316	2.95	68	639	.388	14	0.13	8	0.07	14	113	1.06	0	24	111	135	1.26	12	1	403.5	3.77
2022-23	Hawaii	87-24	320	3.68	57	612	.430	20	0.23	20	0.23	19	80	0.92	1	3	81	112	1.29	6	1	411.5	4.73
TOTAL		297 - 84	850	2.86	182	1701	.393	42	0.14	32	0.11	39	240	0.81	3	75	300	375	1.26	25	3	1107	3.73



4 **JACKIE MATIAS**
 SETTER · 5-9 · FR.
 HONOLULU, O'AHU
 PUNAHOU SCHOOL

CAREER HIGHS

Kills
Errors
Total attempts
Hit %
Assists
Aces
Digs
Total Blocks

MATIAS' 2022 MATCH-BY-MATCH STATISTICS

Date	Opponent	SP	Attack				Set			Serve			Receipt			Blocking			Team						
			K	E	TA	PCT	A	TA	PCT	SA	SE	TA	PCT	RE	TA	PCT	DIG	BS	BA	BE	TOTAL	BHE	POINTS	HIT%	SCORE
08/26/2022	at Texas A&M	*5	21	5	44	.364	2	4	.500	0	1	15	.933	2	22	.909	5	0	0	0	0	21.0	.289	2-3	
08/27/2022	vs Pittsburgh	*3	5	4	20	.050	1	5	.200	1	1	8	.875	4	31	.871	11	0	0	0	0	6.0	.146	0-3	
08/28/2022	vs San Diego	*3	8	9	37	-.027	0	5	.000	0	0	12	1.000	1	29	.966	4	0	1	0	1.0	0	8.5	.119	0-3
09/01/2022	Texas St.	*3	12	3	42	.214	3	6	.500	2	1	16	.938	2	18	.889	7	0	0	0	0	14.0	.344	3-0	
09/02/2022	West Virginia	*3	8	1	28	.250	0	1	.000	2	0	13	1.000	3	16	.813	9	2	3	0	5.0	0	13.5	.207	3-0
09/04/2022	UCLA	*5	5	11	39	-.154	0	3	.000	1	1	20	.950	0	27	1.000	10	0	1	0	1.0	0	6.5	.131	2-3
09/09/2022	Southern California	*4	12	13	46	-.022	1	4	.250	2	3	18	.833	1	27	.963	9	0	1	0	1.0	0	14.5	.155	1-3
09/10/2022	Southern California	*5	17	3	36	.389	1	1	1.000	2	2	22	.909	0	22	1.000	8	0	2	0	2.0	0	20.0	.278	3-2
09/23/2022	UC Davis	*3	12	5	26	.269	0	2	.000	0	0	13	1.000	0	16	1.000	11	0	0	0	0	12.0	.293	3-0	
09/24/2022	UC Riverside	*3	12	6	25	.240	2	3	.667	0	2	16	.875	0	10	1.000	11	0	2	0	2.0	0	13.0	.414	3-0
09/30/2022	at Cal St. Fullerton	*3	10	0	22	.455	1	4	.250	0	2	12	.833	0	14	1.000	9	1	1	0	2.0	0	11.5	.318	3-0
10/01/2022	at Long Beach St.	*4	16	6	39	.256	0	4	.000	0	3	15	.800	1	17	.941	8	1	0	0	1.0	0	17.0	.233	3-1
10/07/2022	UC Irvine	*3	10	1	29	.310	1	2	.500	0	2	10	.800	1	10	1.000	7	1	3	0	4.0	0	12.5	.471	3-0
10/08/2022	UC San Diego	*4	25	9	51	.314	1	2	.500	1	1	15	.933	0	14	.900	4	0	1	1	1.0	0	26.5	.235	3-1
10/14/2022	at CSU Bakersfield	*5	19	6	42	.310	1	5	.200	1	6	24	.750	1	24	.958	4	0	3	0	3.0	0	21.5	.306	3-2
10/15/2022	at Cal Poly	*4	9	12	42	-.071	0	1	.000	1	1	13	.923	0	16	1.000	9	0	1	0	1.0	0	10.5	.145	1-3
10/21/2022	CSUN	*3	16	2	30	.467	1	2	.500	2	1	14	.929	0	7	1.000	5	1	0	0	1.0	0	19.0	.381	3-0
10/22/2022	UC Santa Barbara	*4	17	3	48	.292	2	3	.667	0	3	19	.842	0	19	1.000	13	0	2	0	2.0	0	18.0	.220	3-1
10/27/2022	at UC Riverside	*3	8	5	30	.100	0	3	.000	3	2	16	.875	0	12	1.000	13	0	0	0	0	0	11.0	.216	3-0
10/29/2022	at UC Davis	*5	5	5	35	.000	3	5	.600	1	0	20	1.000	3	33	.909	11	0	1	0	1.0	0	6.5	.304	3-2
11/04/2022	Long Beach St.	*3	9	1	26	.308	2	3	.667	0	1	13	.923	2	20	.900	10	1	2	0	3.0	0	11.0	.258	3-0
11/05/2022	Cal St. Fullerton	*3	10	2	25	.320	1	4	.250	0	1	12	.917	3	17	.824	11	0	1</						

2022 RAINBOW WAHINE



KATE LANG
SETTER · 5-10 · SO.
KELLER, TEXAS
KELLER HS

SEASON HIGHS

Kills 5(2x), at UC Davis (10/29/22)
Errors 2(3x), last Long Beach State (11/5/22)
Total attempts 10, USC (9/9/22)
Hit % 1.000 (2-0-2), UC Irvine (10/7/22)
Assists 55, at Texas A&M (8/26/22)
Aces 3, UC Irvine (10/7/22)
Digs 13, at Long Beach St. (10/1/22)
Total Blocks 5.0, at UC Davis (10/29/22)

CAREER HIGHS

Kills 5(2x), at UC Davis (10/29/22)
Errors 2 (5x), last Long Beach State (11/4/22)
Total attempts 10, USC (9/9/22)
Hit % 1.000 (2x), (2-0-2), UC Irvine (10/7/22)
Assists 58, at UC San Diego (10/8/21)
Aces 3, UC Irvine (10/7/22)
Digs 17, Cal State Fullerton (10/3/21)
Total Blocks 5.0(2x), at UC Davis (10/29/22)

LANG'S 2022 MATCH-BY-MATCH STATISTICS

Date	Opponent	SP	Attack				Set		Serve			Recept		Blocking			Team								
			K	E	TA	PCT	A	TA	PCT	SA	SE	TA	PCT	RE	TA	PCT	DIG	BS	BA	BE	TOTAL	BHE	POINTS	HIT%	SCORE
08/26/2022	at Texas A&M	*5	3	0	4	.750	55	127	.433	0	3	12	.750	0	0	.000	11	0	1	0	1	0	3.5	.289	2-3
08/27/2022	vs Pittsburgh	*3	1	0	5	.200	24	77	.312	0	0	8	1.000	0	1	1.000	4	0	0	0	0	0	1.0	.146	0-3
08/28/2022	vs San Diego	*3	1	0	3	.333	25	94	.266	0	1	8	.875	0	0	.000	12	0	0	0	0	0	1.0	.119	0-3
09/01/2022	Texas St.	*3	4	0	6	.667	43	108	.398	1	2	10	.800	0	0	.000	10	0	3	1	3	0	6.5	.344	3-0
09/02/2022	West Virginia	*3	1	0	2	.500	29	76	.382	1	2	9	.778	1	2	.500	4	0	3	0	3	0	3.5	.207	3-0
09/04/2022	UCLA	*5	0	0	1	.000	23	69	.333	0	0	8	1.000	0	0	.000	7	0	2	0	2	0	1.0	.131	2-3
09/09/2022	Southern California	*4	5	1	10	.400	39	96	.406	0	0	8	1.000	0	0	.000	6	0	1	2	1	0	5.5	.155	1-3
09/10/2022	Southern California	*5	3	1	7	.286	41	105	.390	2	2	14	.857	0	0	.000	2	0	3	1	3	0	6.5	.278	3-2
09/23/2022	UC Davis	*3	1	1	3	.000	36	76	.474	1	1	15	.933	1	1	.000	7	0	1	0	1	0	2.5	.293	3-0
09/24/2022	UC Riverside	*3	0	0	3	.000	39	75	.520	0	0	7	1.000	0	0	.000	6	0	0	0	0	0	0.0	.414	3-0
09/30/2022	at Cal St. Fullerton	*3	1	0	5	.200	30	74	.405	1	0	10	1.000	0	0	.000	9	0	0	0	0	0	2.0	.318	3-0
10/01/2022	at Long Beach St.	*4	1	1	3	.000	32	96	.333	0	0	11	1.000	0	0	.000	13	0	2	0	2	0	2.0	.233	3-1
10/07/2022	UC Irvine	*3	2	0	2	1.000	43	72	.597	3	1	14	.929	0	1	1.000	6	1	0	0	1	0	6.0	.471	3-0
10/08/2022	UC San Diego	*4	2	2	5	.000	53	126	.421	1	1	17	.941	0	0	.000	6	1	0	0	1	0	4.0	.235	3-1
10/14/2022	at CSU Bakersfield	*5	2	1	4	.250	52	99	.525	1	1	13	.923	0	0	.000	12	0	3	0	3	0	4.5	.306	3-2
10/15/2022	at Cal Poly	*4	0	2	-1	.000	44	114	.386	1	1	15	.933	0	1	1.000	7	0	3	0	3	0	2.5	.145	1-3
10/21/2022	CSUN	*3	2	1	5	.200	38	74	.514	0	1	6	.833	0	0	.000	4	0	1	0	1	0	2.5	.381	3-0
10/22/2022	UC Santa Barbara	*4	2	0	5	.400	41	125	.328	2	3	15	.800	0	0	.000	9	0	3	1	3	0	5.5	.220	3-1
10/27/2022	at UC Riverside	*3	0	1	1	-1.000	26	60	.433	0	0	9	1.000	0	0	.000	12	0	2	0	2	0	1.0	.216	3-0
10/29/2022	at UC Davis	*5	5	0	6	.833	50	115	.435	2	2	13	.846	0	1	1.000	6	0	5	0	5	0	9.5	.304	3-2
11/04/2022	Long Beach St.	*3	4	2	7	.286	29	71	.408	2	0	12	1.000	0	0	.000	11	0	1	1	1	0	6.5	.258	3-0
11/05/2022	Cal St. Fullerton	*3	2	0	5	.400	37	77	.481	0	0	10	1.000	0	0	.000	6	0	0	0	0	0	2.0	.353	3-0
11/11/2022	at UC San Diego	*3	0	0	2	.000	38	79	.481	1	0	9	1.000	0	0	.000	4	0	1	0	1	0	1.5	.363	3-0
11/12/2022	at UC Irvine	*3	1	1	3	.000	34	100	.340	1	0	9	1.000	0	0	.000	8	0	1	0	1	0	2.0	.222	3-0
Totals			87	43	14	.99	.293	901	2185	.412	20	21	.262	.920	2	7	.714	182	2	35	7	37.0	5	82.5	

Player Averages

LANG'S CAREER STATISTICS

SEASON	TEAM	SM-MP	K	K/S	E	TA	PCT	A	A/S	SA	SA/S	SE	DIG	D/S	RE	BS	BA	TB	B/S	BE	BHE	PTS	PTS/S
2021-22	Hawaii	87-28	28	0.32	9	80	.238	901	10.36	11	0.13	17	233	2.68	0	4	33	37	0.43	10	7	59.5	0.68
2022-23	Hawaii	87-24	43	0.49	14	99	.293	901	10.36	20	0.23	21	182	2.09	2	2	35	37	0.43	7	5	82.5	0.95
TOTAL		174 - 52	71	0.41	23	179	.268	1802	10.36	31	0.18	38	415	2.39	2	6	68	74	0.43	17	12	142.0	0.82



TIFFANY WESTERBERG
MIDDLE BLOCKER/OUTSIDE HITTER
6-0 · JR.
MAPLE RIDGE, B.C., CANADA
MAPLE RIDGE SECONDARY SCHOOL

SEASON HIGHS


Kills 12(2x), last UC Irvine (10/7/22)
Errors 7, West Viggina (9/2/22)
Total attempts 31, at Texas A&M (8/26/22)
Hit % .800 (12-0-15), UC Irvine (10/7/22)
Assists 2(2x), at Long Beach St. (10/1/22)
Aces -
Digs 4, at Long Beach State (10/1/22)
Total Blocks 5.0, UC Davis (9/23/22)

CAREER HIGHS

Kills 12(2x), last UC Irvine (10/7/22)
Errors 7, West Viggina (9/2/22)
Total attempts 31, at Texas A&M (8/26/22)
Hit % .800 (12-0-15), UC Irvine (10/7/22)
Assists 2(2x), last vs. San Diego (8/28/22)
Aces -
Digs 6, vs Cal State Fullerton, 10/5/19
Total Blocks 6.0, at Long Beach St., 11/6/21

WESTERBERG'S 2022 MATCH-BY-MATCH STATISTICS

Date	Opponent	SP	Attack				Set		Serve			Recept		Blocking			Team									
			K	E	TA	PCT	A	TA	PCT	SA	SE	TA	PCT	RE	TA	PCT	DIG	BS	BA	TB	B/S	BE	BHE	POINTS	HIT%	SCORE
08/26/2022	at Texas A&M	*5	12	3	31	.290	0	1	.000	0	0	0	0	0	0	0	0	0	0	0	0	0	13.5	.289	2-3	
08/27/2022	vs Pittsburgh	*3	9	2	21	.333	0	1	.000	0	0	0	0	0	0	0	0	0	0	0	0	0	10.0	.146	0-3	
08/28/2022	vs San Diego	*3	4	1	20	.150	2	3	.667	0	0	0	0	0	1	1.000	0	0	2	0	2	0	5.0	.119	0-3	
09/01/2022	Texas St.	*3	6	1	14	.357	1	2	.500	0	0	0	0	0	2	1.000	0	0	1	0	1	0	6.5	.344	3-0	
09/02/2022	West Virginia	*3	3	7	16	-.250	1	2	.500	0	0	0	0	0	0	0	0	0	0	0	0	0	5.0	.207	3-0	
09/04/2022	UCLA	*5	8	3	18	.278	0	2	.000	0	0	0	0	0	0	0	0	0	0	0	0	0	9.0	.131	2-3	
09/09/2022	Southern California	*4	7	2	14	.357	0	2	.000	0	0	0	0	0	0	0	0	0	0	0	0	0	8.0	.155	1-3	
09/10/2022	Southern California	*5	6	2	18	.222	0	0	.000	0	0	0	0	0	2	1.000	0	1	2	1	3	0	8.0	.278	3-2	
09/23/2022	UC Davis	*3	8	1	17	.412	0	1	.000	0	0	0	0	0	1	1.000	1	0	5	0	5	0	10.5	.293	3-0	
09/24/2022	UC Riverside	*3	8	1	15	.467	0	2	.000	0	0	0	0	0	0	0	0	0	0	0	0	0	8.0	.414	3-0	
09/30/2022	at Cal St. Fullerton	*3	2	0	11	.182	0	0	.000	0	0	0	0	0	1	1.000	2	0	1	0	1	0	2.5	.318	3-0	
10/01/2022	at Long Beach St.	*4	3	2	14	.071	2	2	1.000	0	0	0	0	0	4	1.000	4	0	2	2	2	0	4.0	.233	3-1	
10/07/2022	UC Irvine	*3	12	0	15	.800	0	0	.000	0	0	0	0	0	0	0	0	0	0	0	0	0	13.0	.471	3-0	
10/08/2022	UC San Diego	*4	7	5	22	.091	0	2	.000	0	0	0	0	0	0	0	0	0	0	0	0	0	8.0	.235	3-1	
10/14/2022	at CSU Bakersfield	*5	10	5	24	.208	0	1	.000	0	0	0	0	0	1	1.000	2	1	2	0	3	0	12.0	.306	3-2	
10/15/2022	at Cal Poly	*4	9	4	28	.179	0	0	.000	0	0	0	0	0	0	0	0	0	0	0	0	0	9.5	.145	1-3	
10/21/2022	CSUN	*3	4	3	12	.083	0	1	.000	0	0	0	0	0	0	0	0	0	0	0	0	0	5.0	.381	3-0	
10/22/2022	UC Santa Barbara	*4	6	2	17	.235	0	0	.000	0	0	0	0	0	0	0	0	0	0	0	0	0	8.0	.220	3-1	
10/27/2022	at UC Riverside	*3	3	2	10	.300	0	3	.000	0	0	0	0	0	0	0	0	0	0	0	0	0	3.0	.216	3-0	
10/29/2022	at UC Davis	*5	3	0	10	.300	1	1	1.000	0	0	0	0	0	1	1.000	1	3	.667	1	0	1	0	3.5	.304	3-2
11/04/2022	Long Beach St.	*3	1	1	7	.000	1	1	1.000	0	0	0	0	0	1	1.000	0	0	1	0	1	0	1.5	.258	3-0	
11/05/2022	Cal St. Fullerton	*3	8	0	13	.615	0	0	.000	0	0	0	0	0	1	1.000	0	0	3	1	3	0	9.5	.353	3-0	
11/11/2022	at UC San Diego	*3	6	2	17	.235	0	1	.000	0	0	0	0	0	0	0	0	0	0	0	0	0	6.0	.363	3-0	
11/12/2022																										



12

KENNEDI
EVANS

MIDDLE BLOCKER · 6-3 · JR.
TWIN FALLS, IDAHO
TWIN FALLS HS / UTAH

SEASON HIGHS


Kills	3, at UC San Diego (11/11/22)
Errors	1(2x), last at UC Riverside (10/27/22)
Total attempts	4 (2x), last at UC San Diego (11/11/22)
Hit %	1.000 (2x), last CSUN (10/21/22)
Assists	
Aces	1, at Cal State Fullerton (9/30/22)
Digs	
Total Blocks	1(2x), last at UC Davis (10/29/22)

EVANS' 2022 MATCH-BY-MATCH STATISTICS

Date	Opponent	SP	Attack				Set			Serve			Recept			Blocking				Team				
			K	E	TA	PCT	A	TA	PCT	SA	SE	TA	PCT	RE	TA	PCT	DIG	BS	BA	BE	TOTAL	BHE	POINTS	HIT%
09/30/2022	at Cal St. Fullerton	1	0	1	1	-1.000	0	0	.000	1	0	1	1.000	0	0	.000	0	0	0	0.0	0	1.0	.318	3-0
10/07/2022	UC Irvine	1	2	0	2	1.000	0	0	.000	0	0	0	.000	0	0	.000	0	0	0	0.0	0	2.0	.471	3-0
10/21/2022	CSUN	1	2	0	2	1.000	0	0	.000	0	0	0	.000	0	0	.000	0	0	0	0.0	0	2.0	.381	3-0
10/27/2022	at UC Riverside	2	0	1	4	-.250	0	0	.000	0	0	0	.000	0	0	.000	0	1	0	1.0	0	1.0	.216	3-0
10/29/2022	at UC Davis	1	0	0	1	.000	0	0	.000	0	0	0	.000	0	0	.000	0	1	0	1.0	0	0.5	.304	3-2
11/11/2022	at UC San Diego	2	3	0	4	.750	0	0	.000	0	0	0	.000	0	0	.000	0	0	0	0.0	0	3.0	.363	3-0
Totals		8	7	2	14	.357	0	0	.000	1	0	1	1.000	0	0	.000	0	1	1	2.0	0	9.5		

Player Averages

Sets Played	Kills per set	Assists per set	Service aces per set	Digs per set	Blocks per set	Points per set
8	0.88	0.00	0.13	0.00	0.25	1.19



13

TALIA
EDMONDS

DEFENSIVE SPECIALIST/LIBERO · 5-7 · R-JR.
KALAMAZOO, MICH.
KALAMAZOO CENTRAL HS / MICHIGAN ST.

SEASON HIGHS


Kills	--
Errors	--
Total attempts	2, at Texas A&M (8/26/22)
Hit %	--
Assists	6 (2x), last at CSU Bakersfield (10/14/22)
Aces	4, at Cal Poly (10/15/22)
Digs	28, UC San Diego (10/8/22)
Total Blocks	--

EDMONDS' 2022 MATCH-BY-MATCH STATISTICS

Date	Opponent	SP	Attack				Set			Serve			Recept			Blocking				Team					
			K	E	TA	PCT	A	TA	PCT	SA	SE	TA	PCT	RE	TA	PCT	DIG	BS	BA	BE	TOTAL	BHE	POINTS	HIT%	SCORE
08/26/2022	at Texas A&M	5	0	0	2	.000	2	5	.400	0	1	3	.667	1	24	.958	13	0	0	0	0.0	0	0.0	.289	2-3
08/27/2022	vs Pittsburgh	3	0	0	0	.000	0	1	.000	0	1	2	.500	0	10	1.000	5	0	0	0	0.0	0	0.0	.146	0-3
08/28/2022	vs San Diego	*3	0	0	0	.000	2	9	.222	0	0	0	.000	2	17	.882	7	0	0	0	0.0	0	0.0	.119	0-3
09/01/2022	Texas St.	3	0	0	0	.000	1	5	.200	0	0	0	.000	1	21	.952	6	0	0	0	0.0	0	0.0	.344	3-0
09/02/2022	West Virginia	*3	0	0	0	.000	1	4	.250	0	0	0	.000	3	18	.833	4	0	0	0	0.0	0	0.0	.207	3-0
09/04/2022	UCLA	*5	0	0	0	.000	1	7	.143	0	0	0	.000	1	34	.971	4	0	0	0	0.0	0	0.0	.131	2-3
09/09/2022	Southern California	4	0	0	0	.000	2	5	.400	0	2	16	.875	4	23	.826	7	0	0	0	0.0	0	0.0	.155	1-3
09/10/2022	Southern California	*5	0	0	0	.000	2	2	1.000	0	0	4	1.000	0	23	1.000	6	0	0	0	0.0	0	0.0	.278	3-2
09/23/2022	UC Davis	*3	0	0	0	.000	0	3	.000	0	0	0	.000	2	15	.867	5	0	0	0	0.0	0	0.0	.293	3-0
09/24/2022	UC Riverside	*3	0	0	0	.000	0	2	.000	0	0	0	.000	3	16	.813	11	0	0	0	0.0	0	0.0	.414	3-0
09/30/2022	at Cal St. Fullerton	*3	0	0	4	.000	1	6	.167	0	0	0	.000	0	9	1.000	5	0	0	0	0.0	0	0.0	.318	3-0
10/01/2022	at Long Beach St.	*4	0	0	0	.000	0	2	.000	0	0	0	.000	1	22	.959	9	0	0	0	0.0	0	0.0	.233	3-1
10/07/2022	UC Irvine	*3	0	0	0	.000	0	8	.000	0	0	0	.000	0	13	1.000	4	0	0	0	0.0	0	0.0	.471	3-0
10/08/2022	UC San Diego	4	0	0	0	.000	6	10	.600	2	1	18	.944	1	28	.964	28	0	0	0	0.0	0	2.0	.235	3-1
10/14/2022	at CSU Bakersfield	5	0	0	1	.000	6	17	.353	1	1	19	.947	0	14	1.000	16	0	0	0	0.0	0	1.0	.306	3-2
10/15/2022	at Cal Poly	4	0	0	0	.000	4	14	.286	4	1	17	.941	1	34	.971	6	0	0	0	0.0	0	4.0	.145	1-3
10/21/2022	CSUN	*3	0	0	0	.000	2	6	.333	0	0	0	.000	1	15	.933	4	0	0	0	0.0	0	0.0	.381	3-0
10/22/2022	UC Santa Barbara	*4	0	0	0	.000	3	4	.750	0	0	0	.000	0	29	1.000	5	0	0	0	0.0	0	0.0	.220	3-1
10/27/2022	at UC Riverside	*3	0	1	0	.000	3	8	.375	0	0	0	.000	1	12	.917	7	0	0	0	0.0	0	0.0	.216	3-0
10/29/2022	at UC Davis	*5	0	0	1	.000	1	4	.250	0	0	0	.000	1	24	.958	5	0	0	0	0.0	0	0.0	.304	3-2
11/04/2022	Long Beach St.	*3	0	0	0	.000	1	3	.333	0	0	0	.000	0	14	1.000	3	0	0	0	0.0	0	0.0	.258	3-0
11/05/2022	Cal St. Fullerton	*3	0	0	0	.000	2	5	.400	0	0	0	.000	0	13	1.000	4	0	0	0	0.0	0	0.0	.353	3-0
11/11/2022	at UC San Diego	*3	0	0	0	.000	2	3	.667	0	0	0	.000	0	7	1.000	11	0	0	0	0.0	0	0.0	.363	3-0
11/12/2022	at UC Irvine	*3	0	0	0	.000	0	5	.000	0	0	0	.000	0	10	1.000	9	0	0	0	0.0	0	0.0	.222	3-0
Totals		87	0	0	9	.000	42	138	.304	7	7	79	.911	23	445	.948	184	0	0	0	0	0	7.0		

Player Averages

Sets Played	Kills per set	Assists per set	Service aces per set	Digs per set	Blocks per set	Points per set
87	0.00	0.48	0.08	2.11	0.00	0.08



14

BRAELYN
AKANA

OUTSIDE HITTER · 6-0 · JR.
HAU'ULA, O'AHU
KAMEHAMEHA SCHOOLS—KAPALAMA

SEASON HIGHS

Kills	11, UCLA (9/4/22)
Errors	6(3x), last UCSB(10/22/22)
Total attempts	27, at Texas A&M (8/26/22)
Hit %	.714 (6-1-7), CSUN (10/21/22)
Assists	1, at Cal State Fullerton (9/30/22)
Aces	--
Digs	3(3x), last UCLA (9/4/22)
Total Blocks	4.0, UCLA (9/4/22)

CAREER HIGHS

Kills	11 (2x), last UCLA (9/4/21)
Errors	6(3x), last UCSB(10/22/22)
Total attempts	27, at Texas A&M (8/26/22)
Hit %	.714 (6-1-7), CSUN (10/21/22)
Assists	2, vs St. John's, 8/31/19
Aces	--
Digs	6, vs Cal State Fullerton, 10/5/19
Total Blocks	6.0, at Long Beach St., 11/6/21

AKANA'S 2022 MATCH-BY-MATCH STATISTICS

Date	Opponent	SP	Attack				Set			Serve			Recept			Blocking				Team					
			K	E	TA	PCT	A	TA	PCT	SA	SE	TA	PCT	RE	TA	PCT	DIG	BS	BA	BE	TOTAL	BHE	POINTS	HIT%	SCORE
08/26/2022	at Texas A&M	*5	10	6	27	.148	0	4	.000	0	1	1	.000	0	1	1.000	3	1	2	0	3.0	0	12.0	.289	2-3
08/27/2022	vs Pittsburgh	*2	4	4	12	.000	0	1	.000	0	0	0	.000	0	0	.000	0	0	1	0	1.0	0	4.5	.146	0-3
08/28/2022	vs San Diego	*3	1	5	14	-.286	0	0	.000	0	0	1	1.000	0	0	.000	1	0	1	0	1.0	0	1.5	.119	0-3
09/01/2022	Texas St.	*3	4	2	12	.167	0	2	.000	0	0	0	.000	0	0	.000	3	0	1	0	1.0	0	4.5	.344	3-0
09/02/2022	West Virginia	*3	3	3	10	.000	0	1	.000	0	0	0	.000	0	0	.000	1	0	2	0	2.0	0	4.0	.207	3-0
09/04/2022	UCLA	*5	11	4	23	.304	0	2	.000	0	0	0	.000	0	0	.000	3	0	4	0	4.0	0	13.0	.131	2-3
09/09/2022	Southern California	*4	4	6	15	-.133	0	0	.000	0	0	0	.000	0	0	.000	1	1	1	0	1.0	0	4.5	.155	1-3
09/10/2022	Southern California	5	4	3	14	.071	0	1	.000	0	0	0	.000	0	0	.000	1	1	1	0	2.0	0	5.5	.278	3-2
09/23/2022	UC Davis	*3	3	0	7	.429	0	1	.000	0	0	0	.000	0	0	.000	2	0	2	0	2.0	0	4.0	.293	3-0
09/24/2022	UC Riverside	*3	2	1	8	.125	0	0	.000	0	0	0	.000	0	0	.000	1	0	1	0	1.0	0	2.5	.414	3-0
09/30/2022	at Cal St. Fullerton	*3	7	3	18	.222	0	1	.000	0	0	0	.000	0	4	1.000	1	0	3	0	3.0	0	8.5	.318	3-0
10/01/2022	at Long Beach St.	*3	4	2	9	.222	1	1	1.000	0	0	0	.000	0	1	1.000	0	0	0	0	0	0	4.0	.233	3-1
10/15/2022	at Cal Poly	3	1	0	3	.333	0	1	.000	0	0	0	.000	0	0	.000	1	1	1	0	2.0	0	2.5	.145	1-3
10/21/2022	CSUN	*3	6																						



18 KENDRA HAM

OUTSIDE HITTER · 6-0 · JR.
SAN DIEGO, CALIF.
TORREY PINES HS / CAL POLY

SEASON HIGHS

Kills	4, at Long Beach State (10/1/22)
Errors	4, vs. San Diego (6/8/22)
Total attempts	12, vs. San Diego (6/8/22)
Hit %	1.000 (1-0-1) at Texas A&M (8/26/22)
Assists	2, Texas State (9/1/22)
Aces	3, at UC Davis (10/29/22)
Digs	18, UCSB (10/22/22)
Total Blocks	2.0, at Long Beach State (10/1/22)

CAREER HIGHS

Kills	4, at Long Beach State (10/1/22)
Errors	4, vs. San Diego (6/8/22)
Total attempts	12, vs. San Diego (6/8/22)
Hit %	1.000 (1-0-1) at Texas A&M (8/26/22)
Assists	2, Texas State (9/1/22)
Aces	3, at UC Davis (10/29/22)
Digs	18, UCSB (10/22/22)
Total Blocks	2.0, at Long Beach State (10/1/22)

HAM'S 2022 MATCH-BY-MATCH STATISTICS

Date	Opponent	SP	Attack			Set			Serve			Recept			Blocking			Team							
			K	E	TA	PCT	A	TA	PCT	SA	SE	TA	PCT	RE	TA	PCT	DIG	BS	BA	BE	TOTAL	BHE	POINTS	HIT%	SCORE
08/26/2022	at Texas A&M	5	1	0	3	.333	1	2	.500	0	2	.19	.895	1	12	.917	12	0	0	0	0.0	0	1.0	.289	2-3
08/27/2022	vs Pittsburgh	3	1	0	1	1.000	0	0	.000	1	0	6	1.000	0	5	1.000	5	0	0	0	0.0	0	2.0	.146	0-3
08/28/2022	vs San Diego	3	3	4	12	-.083	0	1	.000	1	2	11	.818	0	2	1.000	11	0	1	0	1.0	1	4.5	.119	0-3
09/01/2022	Texas St.	3	0	0	1	.000	2	2	1.000	0	2	16	.875	0	11	1.000	8	0	0	0	0.0	0	0.0	.344	3-0
09/02/2022	West Virginia	3	0	0	0	.000	1	1	1.000	0	1	14	.929	0	7	1.000	4	0	0	0	0.0	0	0.0	.207	3-0
09/04/2022	UCLA	5	0	0	0	.000	0	1	.000	0	2	9	.778	1	9	.889	4	0	0	0	0.0	0	0.0	.131	2-3
09/09/2022	Southern California	1	0	1	1	-1.000	0	0	.000	0	0	0	.000	1	1	1.000	0	0	0	0	0.0	0	0.0	.155	1-3
09/10/2022	Southern California	5	1	0	3	.333	1	4	.250	1	3	22	.864	1	14	.929	11	0	0	0	0.0	0	2.0	.278	3-2
09/23/2022	UC Davis	3	0	0	0	.000	0	2	.000	0	1	10	.900	0	6	1.000	5	0	0	0	0.0	0	0.0	.293	3-0
09/24/2022	UC Riverside	3	0	0	0	.000	0	1	.000	0	0	12	1.000	1	4	.750	7	0	0	0	0.0	0	0.0	.414	3-0
09/30/2022	at Cal St. Fullerton	3	0	0	0	.000	0	1	.000	2	2	15	.867	0	2	1.000	4	0	0	0	0.0	0	2.0	.318	3-0
10/01/2022	at Long Beach St.	4	4	1	7	.429	0	0	.000	0	3	14	.786	0	9	1.000	9	2	0	2	2.0	0	5.0	.233	3-1
10/07/2022	UC Irvine	3	1	0	1	1.000	1	1	1.000	1	0	13	1.000	0	4	1.000	4	0	0	0	0.0	0	2.0	.471	3-0
10/08/2022	UC San Diego	4	3	2	9	.111	1	2	.500	1	2	21	.905	0	27	1.000	9	0	0	0	0.0	1	4.0	.235	3-1
10/14/2022	at CSU Bakersfield	5	3	2	10	.100	0	3	.000	2	0	19	1.000	2	11	.818	10	0	1	0	1.0	0	5.5	.306	3-2
10/15/2022	at Cal Poly	*4	2	2	7	.000	0	0	.000	1	1	21	.952	2	13	.846	9	0	1	0	1.0	1	3.5	.145	1-3
10/21/2022	CSUN	3	0	0	1	.000	0	1	.000	1	0	20	1.000	2	11	.818	11	0	0	0	0.0	0	1.0	.381	3-0
10/22/2022	UC Santa Barbara	4	1	1	2	.000	0	0	.000	1	2	19	.895	1	12	.917	18	0	0	0	0.0	0	2.0	.220	3-1
10/27/2022	at UC Riverside	3	0	0	1	.000	1	2	.500	0	0	12	1.000	1	6	.833	5	0	0	0	0.0	0	0.0	.216	3-0
10/29/2022	at UC Davis	5	0	0	2	.000	4	4	1.000	3	0	25	1.000	0	5	1.000	12	0	0	0	0.0	1	3.0	.304	3-2
11/04/2022	Long Beach St.	3	0	0	2	.000	1	7	.143	0	1	11	.909	1	7	.857	12	0	0	0	0.0	0	0.0	.258	3-0
11/05/2022	Cal St. Fullerton	3	0	0	1	.000	1	1	1.000	1	0	14	1.000	1	6	.833	4	0	0	0	0.0	0	1.0	.353	3-0
11/11/2022	at UC San Diego	3	1	0	3	.333	0	2	.000	1	1	12	.917	0	7	1.000	8	0	0	0	0.0	0	2.0	.363	3-0
11/12/2022	at UC Irvine	3	0	1	3	-.333	1	1	1.000	1	3	20	.850	0	4	1.000	8	0	0	0	0.0	0	1.0	.222	3-0
Totals		84	21	14	70	.100	11	39	.282	18	28	355	.921	15	195	.923	190	0	5	0	5.0	4	41.5		

Player Averages

Sets Played	Kills per set	Assists per set	Service aces per set	Digs per set	Blocks per set	Points per set
84	0.25	0.13	0.21	2.26	0.06	0.49

HAM'S CAREER STATISTICS

SEASON	TEAM	SM-MP	K	K/S	E	TA	PCT	A	A/S	SA	SA/S	SE	DIG	D/S	RE	BS	BA	TB	B/S	BE	BHE	PTS	PTS/S
2019-20	CPO	72-22	16	0.22	5	38	.289	1	0.01	14	0.19	12	27	0.38	0	0	3	3	0.04	0	0	31.5	0.44
2021-22	Hawaii	2-2	0	0.00	2	3	-.667	0	0.00	0	0.00	0	0	0.00	1	0	1	1	0.50	0	0	0.5	0.25
2022-23	Hawaii	84-24	21	0.25	14	70	.100	11	0.13	18	0.21	28	190	2.26	15	0	5	5	0.06	0	4	41.5	0.49
TOTAL FOR Hawaii		86 - 26	21	0.24	16	73	.068	11	0.13	18	0.21	28	190	2.21	16	0	6	6	0.07	0	4	42.0	0.49
TOTAL		158 - 48	37	0.23	21	111	.144	12	0.08	32	0.20	40	217	1.37	16	0	9	9	0.06	0	4	73.5	0.47



19 CHANDLER COWELL

OUTSIDE HITTER · 5-10 · R-JR.
KULA, MAUI
KING KEKAULIKE HS / ST. MARY'S (CA)

SEASON HIGHS

Kills	2(3x), last at UC Riverside (10/27/22)
Errors	3, at UC Riverside (10/27/22)
Total attempts	8(2x), last at UC Riverside (10/27/22)
Hit %	-n/a (at least 10 attempts)
Assists	
Aces	
Digs	1(2x), last at UC Davis (10/27/22)
Total Blocks	1.0, vs. Pitt (8/27/22)

COWELL'S 2022 MATCH-BY-MATCH STATISTICS

Date	Opponent	SP	Attack			Set			Serve			Recept			Blocking			Team							
			K	E	TA	PCT	A	TA	PCT	SA	SE	TA	PCT	RE	TA	PCT	DIG	BS	BA	BE	TOTAL	BHE	POINTS	HIT%	SCORE
08/27/2022	vs Pittsburgh	1	2	2	8	.000	0	0	.000	0	0	0	.000	0	4	1.000	0	0	1	0	1.0	0	2.5	.146	0-3
09/04/2022	UCLA	1	0	1	1	-1.000	0	0	.000	0	0	0	.000	0	0	0.000	0	0	0	0	0.0	0	0.0	.131	2-3
09/30/2022	at Cal St. Fullerton	1	1	0	2	.500	0	1	.000	0	0	0	.000	0	0	0.000	0	0	0	0	0.0	0	1.0	.318	3-0
10/07/2022	UC Irvine	1	0	0	1	.000	0	0	.000	0	0	1	1.000	0	0	.000	1	0	0	0	0.0	0	0.0	.471	3-0
10/15/2022	at Cal Poly	1	2	0	2	1.000	0	0	.000	0	0	0	.000	0	0	0.000	0	0	0	0	0.0	0	2.0	.145	1-3
10/21/2022	CSUN	1	0	0	0	.000	0	0	.000	0	0	1	1.000	0	1	1.000	0	0	0	0	0.0	0	0.0	.381	3-0
10/27/2022	at UC Riverside	2	2	3	8	-.125	0	0	.000	0	0	1	1.000	0	2	1.000	1	0	0	0	0.0	0	2.0	.216	3-0
10/29/2022	at UC Davis	1	0	0	1	.000	0	0	.000	0	0	0	.000	0	0	0.000	0	0	0	0	0.0	0	0.0	.304	3-2
11/11/2022	at UC San Diego	1	0	0	2	.000	0	0	.000	0	0	1	1.000	1	2	.500	0	0	0	0	0.0	0	0.0	.363	3-0
Totals		10	7	6	25	.040	0	1	.000	0	0	4	1.000	1	9	.889	2	0	1	0	1.0	0	7.5		

Player Averages

Sets Played	Kills per set	Assists per set	Service aces per set	Digs per set	Blocks per set	Points per set
10	0.70	0.00	0.00	0.20	0.10	0.75



20 ANNA KIRALY

MIDDLE BLOCKER · 6-3 · SO.
KISTARCSA, HUNGARY
PREMONTREI ISKOLAKOZPONT

SEASON HIGHS

Kills	
Errors	
Total attempts	
Hit %	
Assists	
Aces	
Digs	
Total Blocks	

KIRALY'S 2022 MATCH-BY-MATCH STATISTICS

Date	Opponent	SP	Attack			Set			Serve			Recept			Blocking			Team							
			K	E	TA	PCT	A	TA	PCT	SA	SE	TA	PCT	RE	TA	PCT	DIG	BS	BA	BE	TOTAL	BHE	POINTS	HIT%	SCORE
08/27/2022	vs Pittsburgh	1	2	2	8	.000	0	0	.000	0	0	0	.000	0	4	1.000	0	0	1	0	1.0	0	2.5	.146	0-3
09/04/2022	UCLA	1	0	1	1	-1.000	0	0	.000	0	0	0	.000	0	0	0.000	0	0	0	0	0.0	0	0.0	.131	2-3
09/30/2022	at Cal St. Fullerton	1	1	0	2	.500	0	1	.000	0	0	0	.000	0	0	0.000	0	0	0	0	0.0	0	1.0	.318	3-0
10/07/2022	UC Irvine	1	0	0	1	.000	0	0	.000	0	0	1	1.000	0	0	.000	1	0	0	0	0.0	0	0.0	.471	3-0



23 **ANNIKA DE GOEDE**
 OPPOSITE · 6-3 · R-FR.
 NIJMEGEN, NETHERLANDS
 BEEKDAL LYCEUM HS

DE GOEDE'S 2022 MATCH-BY-MATCH STATISTICS

Date	Opponent	SP	Attack			Set			Serve			Receipt			Blocking			Team						
			K	E	TA	PCT	A	TA	PCT	SA	SE	TA	PCT	RE	TA	PCT	DIG	BS	BA	BE	TOTAL	BHE	POINTS	HIT%
08/27/2022	vs Pittsburgh	1	1	3	5	.400	0	0	.000	0	0	.000	0	0	.000	0	0	1	1	1.0	0	1.5	.146	0-3
09/01/2022	Texas St.	1	0	0	0	.000	0	0	.000	0	0	.000	0	0	.000	0	0	0	0	0.0	0	0.0	.344	3-0
09/04/2022	UCLA	4	0	2	5	.400	0	0	.000	2	0	1.000	0	0	.000	2	0	1	0	1.0	0	2.5	.131	2-3
09/09/2022	Southern California	2	2	0	2	1.000	0	0	.000	1	1	.750	0	0	.000	0	0	0	0	0.0	0	3.0	.155	1-3
09/10/2022	Southern California	2	0	1	1	1.000	0	0	.000	0	1	1.000	0	0	.000	0	0	0	0	0.0	0	0.0	.278	3-2
09/24/2022	UC Riverside	1	0	0	0	.000	0	0	.000	0	0	.000	0	0	.000	0	0	0	0	0.0	0	0.0	.414	3-0
09/30/2022	at Cal St. Fullerton	1	0	1	1	1.000	0	1	.000	0	0	.000	0	0	.000	0	0	0	0	0.0	0	0.0	.318	3-0
10/07/2022	UC Irvine	*3	7	3	15	.267	0	0	.000	0	0	1.000	0	1	1.000	1	0	1	0	1.0	0	7.5	.471	3-0
10/08/2022	UC San Diego	*2	1	3	7	.286	0	0	.000	0	0	.000	0	0	.000	1	0	3	1	3.0	0	2.5	.235	3-1
10/14/2022	at CSU Bakersfield	*2	2	2	4	.000	0	0	.000	0	0	.000	0	0	.000	2	0	0	0	0.0	0	2.0	.306	3-2
10/27/2022	at UC Riverside	1	1	0	1	1.000	0	0	.000	0	0	.000	0	0	.000	0	0	0	0	0.0	0	1.0	.216	3-0
11/11/2022	at UC San Diego	1	0	0	0	.000	0	0	.000	0	1	1.000	0	0	.000	1	0	0	0	0.0	0	0.0	.363	3-0
Totals		21	14	15	41	-.024	0	1	.000	3	3	.750	0	1	1.000	7	0	6	2	6.0	0	20.0		

Player Averages

Sets Played	Kills per set	Assists per set	Service aces per set	Digs per set	Blocks per set	Points per set
21	0.67	0.00	0.14	0.33	0.29	0.95

SEASON HIGHS

Kills 7, UC Irvine (10/7/22)
Errors 3(3x), last UC San Diego (10/8/22)
Total attempts 15, UC Irvine (10/7/22)
Hit % 1.000, (2-0-2) USC (9/9/22)
Assists
Aces 2, UCLA (9/4/22)
Digs 2 (2x), last at CSUB (10/15/22)
Total Blocks 3.0, UC San Diego (10/8/22)

CAREER HIGHS

Kills 11, USC (9/10/21)
Errors 3(5x) last UC San Diego (10/8/22)
Total attempts 21, USC (9/10/21)
Hit % .429, USC (9/10/21)
Assists --
Aces 2, UCLA (9/4/22)
Digs 8, USC (9/10/21)
Total Blocks 3.0 (2x), last UC San Diego (10/8/21)

DE GOEDE'S CAREER STATISTICS

SEASON	TEAM	SM-MP	K	K/S	E	TA	PCT	A	A/S	SA	SA/S	SE	DIG	D/S	RE	BS	BA	TB	B/S	BE	BHE	PTS	PTS/S
2021-22	Hawaii	10-4	19	1.90	5	42	.333	0	0.00	0	0.00	3	16	1.60	0	0	4	4	0.40	1	0	21.0	2.10
2022-23	Hawaii	21-12	14	0.67	15	41	-.024	0	0.00	3	0.14	3	7	0.33	0	0	6	6	0.29	2	0	20.0	0.95
TOTAL		31 - 16	33	1.06	20	83	.157	0	0.00	3	0.10	6	23	0.74	0	0	10	10	0.32	3	0	41.0	1.32

TEAM MATCH-BY-MATCH COMPARISON - *Note: Match totals are displayed in the format TEAM/OPPONENT for each category

Date	Opponent	Score	Kills	Errors	TA	Hit%	Assists	SA	SE	RE	Digs	Blocks	BS	BA	BE	BHE
08/26/2022	Texas A&M	2-3	70/58	20/16	173/153	.289/.275	66/54	1/7	15/9	7/1	71/69	4.0/6.0	1/0	6/12	1/1	0/0
08/27/2022	Pittsburgh	0-3	32/43	17/12	103/94	.146/.330	31/42	5/5	7/4	5/5	34/45	4.0/12.0	1/1	6/22	1/0	0/0
08/28/2022	San Diego	0-3	38/40	22/13	135/112	.119/.241	34/37	5/6	4/5	6/5	52/52	6.0/9.0	2/1	8/16	0/0	1/0
09/01/2022	Texas St.	3-0	55/47	11/14	128/133	.344/.248	53/41	6/6	5/5	6/6	61/52	5.0/7.0	1/2	8/10	3/1	0/0
09/02/2022	West Virginia	3-0	35/28	16/27	92/100	.207/.010	33/26	4/8	4/8	8/4	37/33	14.5/8.0	6/2	17/12	1/1	0/1
09/04/2022	UCLA	2-3	53/61	32/22	160/154	.131/.253	48/55	7/5	9/13	5/7	58/59	12.0/14.0	2/1	20/26	2/1	1/0
09/09/2022	Southern California	1-3	54/51	32/18	142/131	.155/.252	48/46	9/8	10/12	8/9	53/48	5.0/12.5	1/0	8/25	4/2	0/1
09/10/2022	Southern California	3-2	54/62	17/31	133/157	.278/.197	49/59	8/3	12/15	3/8	50/52	10.0/6.0	4/2	12/8	3/2	0/0
09/23/2022	UC Davis	3-0	42/32	15/18	92/107	.293/.131	40/28	4/3	4/10	3/4	48/30	9.0/4.0	2/0	14/8	0/1	0/0
09/24/2022	UC Riverside	3-0	49/30	8/15	99/113	.414/.133	49/26	2/6	8/9	6/2	60/35	4.0/2.0	1/1	6/2	0/0	0/0
09/30/2022	Cal St. Fullerton	3-0	45/28	10/15	110/98	.318/.133	36/26	6/0	6/4	0/6	44/37	6.0/2.0	2/0	8/4	0/0	2/1
10/01/2022	Long Beach St.	3-1	51/49	20/17	133/140	.233/.229	46/46	1/2	13/18	2/1	60/51	6.0/10.0	1/0	10/20	2/1	0/1
10/07/2022	UC Irvine	3-0	56/35	8/10	102/92	.471/.272	54/35	5/1	4/3	1/5	37/29	6.0/5.0	2/0	8/10	0/0	0/0
10/08/2022	UC San Diego	3-1	69/53	31/15	162/150	.235/.253	66/51	7/3	8/11	3/7	68/47	5.0/12.0	1/5	8/14	4/1	1/1
10/14/2022	CSU Bakersfield	3-2	64/46	23/21	134/129	.306/.194	59/45	7/4	12/10	4/7	56/41	11.0/8.0	3/0	16/16	1/1	0/3
10/15/2022	Cal Poly	1-3	52/58	31/17	145/131	.145/.313	49/51	9/8	7/12	8/9	45/50	7.0/14.0	1/1	12/26	0/1	2/1
10/21/2022	CSUN	3-0	49/30	12/14	97/95	.381/.168	44/28	6/3	5/6	3/6	41/33	5.0/1.0	4/0	2/2	2/0	0/0
10/22/2022	UC Santa Barbara	3-1	54/50	21/18	150/137	.220/.234	51/47	4/3	12/13	3/4	66/67	8.0/10.0	1/5	14/10	2/1	0/4
10/27/2022	UC Riverside	3-0	40/28	18/20	102/108	.216/.074	38/28	6/3	2/7	3/6	53/41	10.0/4.0	5/2	10/4	1/0	0/0
10/29/2022	UC Davis	3-2	64/63	19/17	148/151	.304/.305	56/60	7/6	5/9	6/7	58/57	9.0/11.0	0/2	18/18	0/0	4/5
11/04/2022	Long Beach St.	3-0	40/39	15/16	97/114	.258/.202	38/36	7/4	2/11	4/7	51/37	6.0/12.0	1/4	10/16	3/2	0/0
11/05/2022	Cal St. Fullerton	3-0	46/33	10/21	102/99	.353/.121	43/32	4/6	4/3	6/4	37/41	7.0/4.0	3/0	8/8	4/1	0/0
11/11/2022	UC San Diego	3-0	49/28	12/15	102/102	.363/.127	46/28	5/2	5/4	2/5	50/38	7.0/2.0	4/1	6/2	0/0	0/1
11/12/2022	UC Irvine	3-0	42/33	14/22	126/122	.222/.090	39/30	4/3	5/4	3/4	56/56	6.0/4.0	1/1	10/6	1/2	1/1

Note: Match totals are displayed in the format TEAM/OPPONENT for each category

MISCELLANEOUS STATS

SEASON TEAM HIGHS

Team
Kills: 70, at Texas A&M (8/26/22)
Errors: 32 (2x), last USC (9/9/22)
Attempts: 173, at Texas A&M (8/26/22)
Attack Pct.: .471 (56-8-102), UC Irvine (10/7/22)
Assists: 66 (2x) last UC San Diego (10/8/22)
Aces: 9 (2x), last at Cal Poly (10/15/22)
Digs: 71, at Texas A&M (8/26/22)
Blocks: 14.5, West Virginia (9/2/22)

SEASON TEAM LOWS

Team
Kills: 32, Pittsburgh (8/27/22)
Errors: 8(2x), UC Irvine (10/7/22)
Attempts: 92, West Virginia (9/2/22);
 92, UC Davis (9/23/22)
Attack Pct.: .119, vs. San Diego (8/28/22)
Assists: 31, vs. Pitt (8/27/22)
Aces: 1, at Texas A&M (8/26/22); 1, at Long Beach State (10/1/22)
Digs: 34, vs. Pitt (8/27/22)
Blocks: 4.0, vs. Pitt (8/27/22), at TAMU (8/26/22);
 UC Riverside (9/24/22)

TOP INDIVIDUAL PERFORMANCES

Kills
 25, Riley Wagoner (UC San Diego - 10/8/22)
 24, Amber Igdiede (at UC Davis - 10/29/22)
 21, Riley Wagoner (at Texas A&M - 8/26/22)
 20, Amber Igdiede (Texas State - 9/1/22)
 19, Riley Wagoner (at CSU Bakersfield - 10/15/22)
Attempts
 51, Riley Wagoner (UC San Diego - 10/8/22)
 48, Riley Wagoner (UCSB - 10/22/22)
 46, Riley Wagoner (USC - 9/9/22)
 44, Riley Wagoner (at Texas A&M - 8/26/22)
 42, Riley Wagoner (Texas State - 9/1/22)
 42, Riley Wagoner (at CSU Bakersfield - 10/14/22)
 42, Riley Wagoner (at Cal Poly - 10/15/22)
Hitting Percentage (min 10 att)
 .800 (12-0-15), Tiffany Westerberg (UC Irvine - 10/7/22)
 .692 (10-1-13), Braelyn Akana (at UC Davis - 10/29/22)
 .652 (15-0-23), Amber Igdiede (UC Irvine - 10/7/22)
 .625 (16-1-24), Amber Igdiede (West Virginia - 9/2/22)
 .583 (17-3-24), Amber Igdiede (at CSU Bakersfield - 10/14/22)
Assists
 55, Kate Lang (at Texas A&M - 8/26/22)
 53, Kate Lang (UC San Diego - 10/8/22)
 52, Kate Lang (at CSU Bakersfield - 10-14-22)
 50, Kate Lang (at UC Davis - 10-29-22)
 44, Kate Lang (at Cal Poly - 10/15/22)

Service Aces
 5, Caylen Alexander (USC - 9/9/22)
 4, Talia Edmonds (at Cal Poly - 10/15/22)
 3, Six times
Digs
 28, Talia Edmonds (UC San Diego - 10/8/22)
 18, Tayli Ikenaga (USC - 9/9/22)
 18, Kendra Ham (UCSB - 10/22/2022)
 17, Tayli Ikenaga (at Texas A&M - 8/26/22)
 17, Tayli Ikenaga, (Texas State - 9/1/22)
 17, Tayli Ikenaga (UC Riverside - 9/24/22)
Blocks
 10.0, Amber Igdiede (UCLA - 9/4/22)
 9.0, Amber Igdiede (West Virginia - 9/2/22)
 8.0, Amber Igdiede (at UC Riverside - 10/27/22)
 8.0, Amber Igdiede (at CSU Bakersfield - 10/14/22)
 7.0, Amber Igdiede (at UC Davis - 10/29/22)
Points
 28.5 (24-1-3.5), Amber Igdiede vs UC Davis (10/29/2022)
 26.5 (25-1-0.5), Riley Wagoner vs. UC San Diego (10/8/22)
 24.0 (17-2-5.0), Amber Igdiede at CSU Bakersfield (10/14/22)
 23.5 (20-1-2.5), Amber Igdiede, Texas State (9/1/22)
 23.0 (16-1-6.0)-Amber Igdiede vs West Virginia (09/02/2022)

MISCELLANEOUS

Three-Set Matches.....	12-2
Four-Set Matches.....	3-2
Five-Set Matches.....	3-2
Ahead 1-0.....	15-2
Trailing 0-1.....	3-4
Ahead 2-0.....	14-0
Trailing 0-2.....	1-2
Ahead 2-1.....	5-1
Trailing 1-2.....	0-3
Tied 1-1.....	2-4
Tied 2-2.....	2-3
Conference Matches.....	15-1
Non-Conference Matches.....	3-5
vs. the Conferences	
Big West.....	15-1
SEC.....	0-1
ACC.....	0-1
WCC.....	0-1
Sun Belt.....	1-0
Big 12.....	1-0
Pac 12.....	1-2
vs. Ranked Opponents.....	0-3
Top 5.....	0-1
Top 10.....	0-1
vs. Unranked Opponents.....	18-4
In the month of...	
August.....	0-3
September.....	6-2
October.....	8-1
November.....	4-0
On the day of the week...	
Monday.....
Tuesday.....
Wednesday.....
Thursday.....	2-0
Friday.....	8-2
Saturday.....	9-2
Sunday.....	0-2

30+ Kills	'19	'21	'22	Career
none	--	--	--	--
20+ Kills	'19	'21	'22	Career
Wagoner	--	1	2	3
Igdiede	--	1	2	3
10+ Kills	'19	'21	'22	Career
Igdiede	4	17	22	43
Wagoner	1	11	16	28
Alexander	--	--	12	12
Akana	--	1	3	4
Westerberg	--	--	3	3
de Goede	--	1	--	1
Double-Doubles	'19	'21	'22	Career
Lang	--	12	7	19
Wagoner	1	4	5	10
Igdiede	1	1	1	3
Byrd	--	3	--	3
Alexander	--	--	3	3
10+ Digs	'19	'21	'22	Career
Ikenaga	--	18	14	32
Wagoner	7	9	10	26
Lang	--	12	7	19
Ham	--	--	8	8
Edmonds	--	--	5	5
Byrd	--	3	-	3
Alexander	--	--	3	3
20+ Digs	'19	'21	'22	Career
Ikenaga	--	3	-	3
Edmonds	--	--	1	1
10+ Blocks	'19	'21	'22	Career
Igdiede	--	1	1	2

MATCH-BY-MATCH STATISTICAL LEADERS

Opponent (Date)	Kills	Attempts	Hitting Pct.(min 5k)	Assists	Aces	Digs	Blocks
at Texas A&M (8/26)	Wagoner (21)*	Wagoner (44)	Igiede (.379)	Lang (55)	Alexander (1)	Ikenaga (17)	Akana, Westerberg (3.0)
vs. #6 Pittsburgh (8/27)	Westerberg (9)	Westerberg (21)	Igiede (.412)	Lang (24)	Igoede, Wagoner, Ham Alexander, Ikenaga, (1)	Wagoner (11)	Igiede, Westerberg (2.0)
vs. #25 San Diego (8/28)	Igiede (11)	Wagoner (37)	Alexander (.474)	Lang (25)	Alexander (3)	Ikenaga, (15)	Igiede (4.0)
Texas State (9/1)	Igiede (20)	Wagoner (42)	Igiede (.563)	Lang (43)	Wagoner (2)	Ikenaga (17)	Igiede (4)
West Virginia (9/2)	Igiede (16)	Wagoner (28)	Igiede (.625)	Lang (29)	Wagoner (2)	Ikenaga (11)	Igiede (9.0)
UCLA (9/4)	Alexander (18)	Alexander/Wagoner (39)	Akana (.304)	Lang/Byrd (23)	Ikenaga/de Goede (2)	Alexander (11)	Igiede (10.0)
USC (9/9)	Alexander (13)	Wagoner (46)	Igiede (.474)	Lang (39)	Alexander (5)	Ikenaga (18)	Igiede (3.0)
USC (9/10)	Wagoner (17)	Wagoner (36)	Igiede (.400)	Lang (41)	Alexander (3)	Ikenaga (12)	Igiede (6.0)
UC Davis* (9/23)	Wagoner (12)	Wagoner (27)	Westerberg (.412)	Lang (36)	Igiede (2)	Ikenaga (13)	Westerberg (5.0)
UC Riverside* (9/24)	Alexander (15)	Alexander (27)	Igiede (.571)	Lang (39)	Igiede/Alexander (1)	Ikenaga (17)	Igiede (4.0)
at Cal State Fullerton* (9/30)	Igiede (14)	Igiede (23)	Igiede (.522)	Lang (30)	Ham (2)	Ikenaga (12)	Igiede (4.0)
at Long Beach State* (10/1)	Wagoner (16)	Wagoner (39)	Igiede (.261)	Lang (32)	Ikenaga (1)	Lang (13)	Igiede (3.0)
UC Irvine* (10/7)	Igiede (15)	Wagoner (29)	Westerberg (.800)	Lang (43)	Lang (3)	Ikenaga (8)	Wagoner (4)
UC San Diego (10/8)	Wagoner (25)	Wagoner (51)	Igiede (.393)	Lang (53)	Edmonds (2)	Edmonds (28)	de Goede (3.0)
at CSU Bakersfield (10/14)	Wagoner (19)	Wagoner (42)	Igiede (.583)	Lang (52)	Igiede/Ham (2)	Edmonds (16)	Igiede (8)
at Cal Poly* (10/5)	Igiede (16)	Wagoner (42)	Igiede (.344)	Lang (44)	Edmonds (4)	Wagoner/Ham (9)	Igiede (5)
CSUN* (10/21)	Wagoner (16)	Wagoner (30)	Igiede (.556)	Lang (38)	Wagoner (2)	Ham (11)	Igiede (3)
UC Santa Barbara* (10/22)	Wagoner (17)	Wagoner (48)	Wagoner (.292)	Lang (41)	Lang (2)	Ham (18)	Igiede/Westerberg (4)
at UC Riverside* (10/27)	Igiede (11)	Wagoner (30)	Akana (.692)	Lang (26)	Wagoner (3)	Wagoner (13)	Igiede (8)
at UC Davis* (10/29)	Igiede (24)	Alexander (39)	Igiede (.432)	Lang (50)	Ham (3)	Ikenaga (14)	Igiede (7)
Long Beach State* (11/4)	Alexander (11)	Wagoner/ Alexander (26)	Akana (.385)	Lang (29)	Igiede/Lang/ Alexander (2)	Ham (12)	Igiede (4)
Cal State Fullerton* (11/5)	Igiede (15)	Igiede (26)	Westerberg (.615)	Lang (37)	Alexander (3)	Wagoner (11)	Igiede (4)
at UC San Diego* (11/11)	Wagoner (14)	Wagoner (25)	Igiede (.571)	Lang (38)	Igiede (2)	Wagoner/Edmonds (11)	Igiede (6)
at UC Irvine* (11/12)	Igiede (14)	Wagoner (39)	Igiede (.364)	Lang (34)	Igiede/Lang/ Alexander/ Ham (1)	Ikenaga (16)	Igiede (6)
Cal Poly* (11/18)							
CSU Bakersfield* (11/20)							
at UC Santa Barbara* (11/25)							
at CSUN* (11/26)							

* = Big West Conference match % = Career High

STARTING LINEUPS

Opponent	Date	OH	OH/DS	OH/DS	MB	MB	SETTER	LIBERO
at Texas A&M	(8/26)	Wagoner	Akana	Alexander	Igiede	Westerberg	Lang	Ikenaga
vs. #6 Pittsburgh	(8/27)	Wagoner	Akana	Alexander	Igiede	Westerberg	Lang	Ikenaga
vs. #25 San Diego	(8/28)	Wagoner	Akana	Edmonds (DS)	Igiede	Westerberg	Lang	ikenaga
Texas State	(9/1)	Wagoner	Akana	Alexander	Igiede	Westerberg	Lang	ikenaga
West Virginia	(9/2)	Wagoner	Akana	Edmonds (DS)	Igiede	Westerberg	Lang	ikenaga
UCLA	(9/4)	Wagoner	Akana	Edmonds (DS)	Igiede	Westerberg	Lang	Ikenaga
USC	(9/9)	Wagoner	Akana	Alexander	Igiede	Westerberg	Lang	Ikenaga
USC	(9/10)	Wagoner	Edmonds (DS)	Alexander	Igiede	Westerberg	Lang	Ikenaga
UC Davis*	(9/23)	Wagoner	Akana	Edmonds (DS)	Igiede	Westerberg	Lang	Ikenaga
UC Riverside*	(9/24)	Wagoner	Akana	Edmonds (DS)	Igiede	Westerberg	Lang	Ikenaga
at Cal State Fullerton*	(9/30)	Wagoner	Akana	Edmonds (DS)	Igiede	Westerberg	Lang	Ikenaga
at Long Beach State*	(10/1)	Wagoner	Akana	Edmonds (DS)	Igiede	Westerberg	Lang	Ikenaga
UC Irvine*	(10/7)	Wagoner	de Goede	Edmonds (DS)	Igiede	Westerberg	Lang	Ikenaga
UC San Diego	(10/8)	Wagoner	de Goede	Alexander	Igiede	Westerberg	Lang	Edmonds
at CSU Bakersfield	(10/14)	Wagoner	de Goede	Alexander	Igiede	Westerberg	Lang	Edmonds
at Cal Poly*	(10/15)	Wagoner	Ham	Alexander	Igiede	Westerberg	Lang	Edmonds
CSUN*	(10/21)	Wagoner	Akana	Edmonds (DS)	Igiede	Westerberg	Lang	Ikenaga
UC Santa Barbara*	(10/22)	Wagoner	Akana	Edmonds (DS)	Igiede	Westerberg	Lang	Ikenaga
at UC Riverside*	(10/27)	Wagoner	Akana	Edmonds (DS)	Igiede	Westerberg	Lang	Ikenaga
at UC Davis*	(10/29)	Wagoner	Akana	Edmonds (DS)	Igiede	Westerberg	Lang	Ikenaga
Long Beach State*	(11/4)	Wagoner	Akana	Edmonds (DS)	Igiede	Westerberg	Lang	Ikenaga
Cal State Fullerton*	(11/5)	Wagoner	Akana	Edmonds (DS)	Igiede	Westerberg	Lang	Ikenaga
at UC San Diego*	(11/11)	Wagoner	Akana	Edmonds (DS)	Igiede	Westerberg	Lang	Ikenaga
at UC Irvine*	(11/12)	Wagoner	Akana	Edmonds (DS)	Igiede	Westerberg	Lang	Ikenaga
Cal Poly*	(11/18)							
CSU Bakersfield*	(11/20)							
at UC Santa Barbara*	(11/25)							
at CSUN*	(11/26)							

* = Big West Conference match % = Career High