



Sports Media Relations Office ▶ 1337 Lower Campus Road ▶ Honolulu, HI 96822 ▶ HawaiiAthletics.com

RAINBOW WARRIOR FOOTBALL NEWS

Football Contacts: Derek Inouchi ▶ inouchi@hawaii.edu ▶ 808-954-0234 (cell) & Neal Iwamoto ▶ niwamoto@hawaii.edu ▶ 808-375-6819 (cell)

GAME STORYLINES

- ▶ Saturday's match-up is the 52nd meeting between the schools. Fresno State is UH's longest-standing rival. The teams have met every season since 1992 when both were members of the Western Athletic Conference.
- ▶ FS leads the all-time series 28-22-1, however, the series is tied 14-14 in games played in Honolulu.
- ▶ A win would give UH its first home victory over the Bulldogs since 2007. FS has won the last five games at Aloha Stadium, including two contests that were decided by five points or less (24-21 in 2011 and 42-37 in 2013).
- ▶ After UH won 7-of-10 in the series from 2001-10, Fresno State has won seven of the last eight overall and 6-of-7 in Mountain West play. Hawai'i's only win during that span was a 14-13 victory in 2016 in Fresno, Calif., in a game in which the winning team of the series failed to reach 20 points for the first time since 1973.
- ▶ The past two match-ups between the teams experienced long delays. In 2017, a rare 40-minute lightning delay occurred in O'ahu midway through the second quarter while a stadium power outage caused a 30-minute delay at Bulldog Stadium.
- ▶ The Bulldogs are 1-2 on the road this season with losses to USC and Air Force while UH is 3-1 at Aloha Stadium with its only loss to Air Force two weeks ago.
- ▶ Hawai'i plays four of its final five regular season games at Aloha Stadium, all during the month of November. The four home games in November marks the most since UH played four in 2001.
- ▶ UH is 4-7 during the month of November under head coach Nick Rolovich (2-2 in 2016; 0-4 in '17, and 2-1 in '18). Rolovich's teams have played Fresno State twice in November with a 1-1 mark (W, 14-13 in 2016 and L, 21-31 in 2017).
- ▶ Hawai'i has scored at least 31 points in all five of its wins this season. Under Nick Rolovich, UH is 21-3 when scoring 31+ points including 5-1 this year.
- ▶ UH ranks No. 3 nationally in passing offense (354.5), No. 13 in total offense (488.1), and No. 19 in scoring offense (36.6), all of which tops the Mountain West.
- ▶ Quarterback Cole McDonald leads the Mountain West in nine categories including passing yards per game (315.1 ypg), passing efficiency (151.5), passing touchdowns (24), and total offense (357.1).
- ▶ UH is the only team in the country to have six different players with 100 or more yards receiving in a game this season.

GAME 9



**HAWAII
RAINBOW WARRIORS**
(5-3, 2-2 MW)

VS



**FRESNO STATE
BULLDOGS**
(3-4, 1-2 MW)

When: Saturday, Nov. 2, 2019

Time: 6:00 p.m. HT

Where: Honolulu, HI

Stadium: Aloha Stadium (50,000)

Television: Spectrum Sports PPV (Spectrum Ch. 255/HD 1255 and Hawaiian Telcom Ch. 969). Robert Kekaula (play-by-play), Rich Miano (analyst), and Scott Robbs (sidelines).

Radio: ESPN Honolulu (1420AM/92.7FM). Bobby Curran (play-by-play), John Veneri (analyst), and Mark Veneri (sideline). Chris Hart and Gary Dickman hosts the "Countdown To Kickoff" at 4:00 p.m. HT. KRKH (Maui), KPUA (Hawai'i Island), and KTOH (Kaua'i).

Video Streaming: Live outside the state of Hawai'i via Facebook

Audio Streaming: ESPNHonolulu.com/Sideline Hawaii app

Live Stats: HawaiiAthletics.com

Series Information: Fresno State leads 28-22-1

THIS WEEK'S SCHEDULE

MONDAY	TUESDAY	WEDNESDAY	THURSDAY	FRIDAY	SATURDAY
TRAINING No media availability	PRACTICE 7:15-9:15 am Players/ coaches available after practice	PRACTICE 7:15-9:15 am Players/ coaches available after practice	CLOSED PRACTICE No media availability	CLOSED WALK- THROUGH No media availability	GAME VS. FRESNO STATE 6:00 pm HT

2019 RAINBOW WARRIOR SCHEDULE

Date	Opponent (AP/Coaches)	Result/Time	TV	Series	Notes
Aug. 24	ARIZONA	W, 45-38	CBSSN	UA leads 5-1	AZ QB Tate stopped at 1-yd line to end game; Byrd 14 rec, 224 yd, 4 TD
Sept. 7	OREGON STATE	W, 31-28	Spectrum	OSU leads 7-4	UH erases 14-point 1st half deficit; Meskell 28-yd FG w/2:17 left
Sept. 14	at Washington (#23/21)	L, 20-52	Pac-12 Networks	UW leads 4-2	UW led 38-0 before UH scored 20 unanswered; Reed 2 rush TDs
Sept. 21	CENTRAL ARKANSAS (HC)	W, 35-16	Spectrum	UH leads 2-0	UH led 28-0 midway thru 2Q; McDonald 300 yds. passing, 4 TD
Sept. 28	at Nevada*	W, 54-3	ESPN2	UN leads 14-10	First win in Reno since '07; largest MW win ever; 3rd largest road win
Oct. 12	at Boise State* (#14/14)	L, 37-59	ESPN2	BSU leads 13-3	Broncos turned 3 UH fumbles into 21 points and 31-7 lead
Oct. 19	AIR FORCE*	L, 26-56	CBSSN	AF leads 14-7-1	UH outscored 28-6 in the 2nd half; AFA regains Kuter Trophy
Oct. 26	at New Mexico*	W, 45-31	Spectrum	UH leads 15-10	First win over UNM since '91; largest halftime road lead 35-3 ever
Nov. 2	FRESNO STATE*	6:00 pm	Spectrum	FSU leads 28-22-1	Each of the last two meetings had hour-long delays
Nov. 9	SAN JOSÉ STATE*	6:00 pm	Spectrum	UH leads 21-19-1	Inaugural game playing for the Dick Tomey Legacy Trophy
Nov. 16	at UNLV*	1:00 pm PT	Spectrum	UH leads 16-12	UH's last visit to Sam Boyd Stadium; Island Showdown Trophy at stake
Nov. 23	SAN DIEGO STATE*	6:00 pm	Spectrum	SDSU leads 21-10-2	UH pulled off 31-30 OT win in San Diego last season
Nov. 30	ARMY WEST POINT	7:30 pm	CBSSN	UH leads 3-1	Army held off UH, 28-21, in West Point last season

BOLD CAPS = Home games played at Aloha Stadium All times local to site * = Mountain West game

GENERAL NOTES

HAWAI'I VS. FRESNO STATE (NOV. 2)

OPPONENT COMPARISON

HAWAI'I	OPPONENT	CATEGORY	FRESNO STATE OPPONENT	
293	283	Scoring	233	217
36.6	35.4	Points Per Game	33.3	31.0
205	181	First Downs	141	154
213	286	Rushing Attempts	225	275
1069	1638	Rushing Yards	1154	1113
5.0	5.7	Yards Per Rush	5.1	4.0
133.6	204.8	Rushing Yards Per Game	164.9	159.0
8	21	Rushing TDs	17	13
227-358-12	153-266-7	Pass Comp.-Att.-Int	147-234-6	136-232-9
2836	861	Passing Yards	1655	1609
354.5	232.6	Passing Yards Per Game	236.4	229.9
28	16	Passing TDs	10	13
571	552	Total Offensive Plays	459	507
3905	3499	Total Offense	2809	2722
488.1	437.4	Total Offense Per Game	401.3	388.9
14-10	6-2	Fumbles-Lost	10-5	11-8
52-487	60-517	Penalties-Yards	41-315	39-378
60.9	64.6	Penalty Yards Per Game	45.0	4.0
11-40	14-88	Sacks By- Yards	10-61	14-87

STATISTICAL LEADERS

HAWAI'I

Rushing	Att.	Yd.	Avg	TD
Miles Reed	76	370	4.9	4
Cole McDonald	58	336	5.8	3

Passing	Comp.	Att.	Yds	TD
Cole McDonald	205	313	2521	24

Receiving	Rec.	Yds	Avg	TD
Cedric Byrd II	59	689	11.7	9
Jared Smart	44	522	11.9	1

Punt Returns	Att.	Yds	Avg	LG
Cedric Byrd	3	10	3.3	10

Kick Returns	Att.	Yds	Avg	LG
Lincoln Victor	5	125	25.0	35

Tackles	UT-AT	TT	TFL	SK
Kalen Hicks	29-13	42	1.0	0.0
Kaimana Padello	24-6	30	6.0	2.0

FRESNO STATE

Rushing	Att.	Yd.	Avg	TD
Ronnie Rivers	90	450	5.0	6
Jalen Cropper	14	265	18.9	1

Passing	Comp.	Att.	Yds	TD
Jorge Reyna	147	233	1655	10

Receiving	Rec.	Yds	Avg	TD
Zane Pope	27	278	10.3	0
Ronnie Rivers	20	130	6.5	2

Punt Returns	Att.	Yds	Avg	LG
Ronnie Rivers	7	73	10.4	28

Kick Returns	Att.	Yds	Avg	LG
Derrion Grim	8	132	16.5	23

Tackles	UT-AT	TT	TFL	SK
Justin Rice	39-32	71	3.5	1.0
Mykal Walker	35-28	63	6.5	1.5

FRESNO STATE POST-GAME NOTES

► UH moved to 15-10 overall against New Mexico and snapped a seven-game series slide against the Lobos. The win was UH's first against UNM since 1991 and first in Albuquerque since 1987.

► UH rushed for a season-high 255 yards. It was its most yards since gaining 274 against San Jose State in 2017.

► UH finished with 578 total yards, its second highest total this season (595 vs. Arizona).

► Cole McDonald's 76-yard touchdown on UH's second play from scrimmage was UH's first TD on its opening drive this season. It was also his career long rush, his second rushing TD of the season and seventh of his career.

► Ahmari Davis' 67-yard touchdown rush in the third quarter was the longest run this season that UH has allowed.

► McDonald finished with 140 yards rushing for a new career-high. His previous high was 96 yards in UH's 2018 season opener at Colorado State.

► McDonald is the first UH quarterback to run for 100 yards since Bryant Moniz (121 yards vs. Colorado) in the 2011 season opener. Meanwhile his 140 rushing yards were the most by a UH quarterback since Johnny Macon had 141 versus Fresno State in 1995.

► UH got its second pick-six this season when Solomon Matautia scored on a 14-yard return in the first quarter. It was Matautia's third career defensive touchdown and his second career interception return for a touchdown. He last returned an interception versus Fresno State in 2017.

UH-FRESNO STATE HISTORY

Series Information: 52nd Meeting

Overall Series Record: FS leads, 28-22-1

in Honolulu: Tied 14-14

in Fresno: FS leads 14-8-1

First Meeting: Nov. 13, 1938

Last Meeting: Oct. 27, 2018

Longest UH Win Streak: 3, 4x (last 2006-08)

Longest FS Win Streak: 7 (1955-66)

Largest UH Win Margin: 49 (49-0; 1970)

Smallest UH Win Margin: 1 (14-13; 2016)

Largest FS Win Margin: 56 (70-14, 2004)

Smallest FS Win Margin: 1 (28-27, 1966)














Shutouts: FS 3 (1941, 64, 96); UH 1 (1970)

Overtimes: 2 (1999 - UH, 2008- UH)

Last 10 Results

Date	Result	H/A
10/27/18	L, 20-50	A
11/11/17	L, 21-31	H
11/19/16	W, 14-13	A
11/14/15	L, 14-42	H
11/29/14	L, 21-28	A
09/28/13	L, 37-42	H
10/29/12	L, 10-45	A
11/19/11	L, 21-24	H
10/09/10	W, 49-27	A
10/10/09	L, 17-14	H

2019 HAWAI'I OPPONENT COMPOSITE SCHEDULE/RESULTS

	HAWAI'I L, 38-45	N ARIZONA W, 65-41	TEXAS TECH W, 28-14	UCLA W, 20-17	COLORADO W, 35-30	WASHINGTON L, 27-51	USC L, 14-41	STANFORD L, 31-41		OREGON ST	OREGON	UTAH	ARIZONA ST	
	OKLAHOMA ST L, 36-52	HAWAI'I L, 28-31	CAL POLY W, 45-7	STANFORD L, 28-31	UCLA W, 48-31	UTAH L, 7-52	CALIFORNIA W, 21-17	ARIZONA	WASHINGTON	ARIZONA ST	WASHINGTON ST	OREGON		
	W WASHINGTON W, 47-14	CALIFORNIA L, 19-20	HAWAI'I W, 52-20	BYU W, 45-19	USC W, 28-14	STANFORD L, 13-23	ARIZONA W, 51-27	OREGON L, 31-35		UTAH	OREGON ST	COLORADO	WASHINGTON ST	
	W KENTUCKY W, 35-28	AUSTIN PEAY W, 24-16	ABILENE CHRISTIAN W, 31-30	HAWAI'I L, 16-35	NICHOLLS ST L, 14-34	MCNEESE ST W, 40-31	NORTHWESTERN ST W, 31-30	SAM HOUSTON	LAMAR	SEL	STEPHEN F. AUSTIN	INCARNATE WORD		
	PURDUE W, 34-31	OREGON L, 6-77	WEBER ST W, 19-13	UTEP W, 37-21	HAWAI'I L, 3-54	SAN JOSE ST W, 41-38	UTAH ST L, 10-36	WYOMING L, 3-31	NEW MEXICO	SAN DIEGO ST	FRESNO ST	UNLV		
	FLORIDA ST W, 36-31	MARSHALL W, 14-7	PORTLAND ST W, 45-10	AIR FORCE W, 30-19	UNLV W, 38-13	HAWAI'I W, 59-37	BYU L, 25-28	SAN JOSE ST	WYOMING	NEW MEXICO	UTAH ST	COLORADO ST		
	COLGATE W, 48-7	COLORADO W, 30-23 (ot)	BOISE ST L, 19-30	SAN JOSE ST W, 41-24	NAVY L, 25-34	FRESNO ST W, 43-24	HAWAI'I W, 56-26	UTAH ST W, 31-7	ARMY	NEW MEXICO	COLORADO ST	WYOMING		
	SAM HOUSTON ST W, 39-31	NOTRE DAME L, 14-66	NEW MEXICO ST W, 55-52	LIBERTY L, 10-17	SAN JOSE ST L, 21-32	COLORADO ST L, 21-35	WYOMING L, 10-23	HAWAI'I L, 31-45	NEVADA	AIR FORCE	BOISE ST	UTAH ST		
	USC L, 23-31	MINNESOTA L, 35-38 (2ot)	SACRAMENTO ST W, 34-20	NEW MEXICO ST W, 30-17	AIR FORCE L, 24-43	UNLV W, 56-27	COLORADO ST L, 31-41	HAWAI'I	UTAH ST	SAN DIEGO ST	NEVADA	SAN JOSE ST		
	N COLORADO W, 35-18	TULSA L, 16-34	ARKANSAS W, 34-21	AIR FORCE L, 24-41	NEW MEXICO W, 32-21	NEVADA L, 38-41	SAN DIEGO ST L, 27-17	ARMY W, 39-24	BOISE ST	HAWAI'I	UNLV	FRESNO ST		
	SO UTAH W, 56-23	ARKANSAS ST L, 17-43	NORTHWESTERN L, 14-30	WYOMING L, 17-53	BOISE ST L, 13-38	VANDERBILT L, 34-10	FRESNO ST L, 27-56	SAN DIEGO ST L, 17-20	COLORADO ST	HAWAI'I	SAN JOSE ST	NEVADA		
	WEBER ST W, 6-0	UCLA W, 23-14	NEW MEXICO ST W, 31-10	UTAH ST L, 17-23	COLORADO ST W, 24-10	WYOMING W, 26-22	SAN JOSE ST W, 27-17	UNLV W, 20-17	NEVADA	FRESNO ST	HAWAI'I	BYU		
	RICE W, 14-7	MICHIGAN L, 14-17 (ot)	UTSA W, 31-13	MORGAN ST W, 52-21	TULANE L, 33-42	W KENTUCKY L, 8-17	GEORGIA ST L, 21-28	SAN JOSE ST L, 29-34	AIR FORCE	UMASS	VMI	HAWAI'I	NAVY	

SPREADING THE WEALTH

The Run & Shoot offense has allowed the Warriors to spread the ball around to their many dynamic receivers.

► UH is the only team in the nation to feature six different 100-yard receivers this season. Jared Smart (twice), Cedric Byrd II, JoJo Ward, Jason-Matthew Sharsh, Melquise Stovall and Kumoku Noa each topped the century mark.

► Noa became the latest to reach century mark with 120 yards on four catches in UH's win over New Mexico last week. Noa missed the team's first seven games due to personal reasons.

► UH is tied for seventh nationally with 15 different players scoring touchdowns this season and just one off the lead of 16 held by six teams.

► In addition, the Warriors are tied for eighth nationally with nine different receivers reaching the endzone. A group of seven teams lead the country with 10 different receivers.

GOOD HANDS TEAM

In the Run & Shoot era, UH has a tradition of dynamic receivers and this year is no different.

► Senior Cedric Byrd ranks No. 5 nationally in receiving touchdowns (9), No. 8 in receptions per game (7.4) and No. 24 in receiving yards per game (86.1).

► Senior JoJo Ward is No. 2 in the Mountain West in receiving touchdowns (7); No. 5 in receiving yards per game (73.4) and No. 8 in receptions per game (4.6).

► Junior Jared Smart ranks No. 4 in the MW in receptions per game (5.5) and No. 6 in receiving yards per game (65.3) while senior Jason-Matthew Sharsh is No. 7 in receptions per game (4.9).

► Over the last two seasons, UH is 6-0 when either Byrd or Ward has 100-yards receiving.

THE HIGHS AND LOWS

Over the last four weeks, UH has sandwiched a pair of Mountain West losses with record-breaking wins, including last week's 45-31 triumph over New Mexico.

► In the win over UNM, UH jumped out to a 32-point halftime lead (35-3) for its largest on the road in program history.

► UH allowed its most points in consecutive games (115) since 2012, surrendering 59 points to Boise State and 56 to Air Force.

► UH's 51-point margin of victory in a win over Nevada (54-3) was the largest margin in a Mountain West game since UH joined the league in 2012. It was also largest win margin in the Nick Rolovich era (previous 23 against Western Carolina in 2018); the second-largest margin of victory ever in a conference road game (WAC & MW); and third-largest overall road win.

► Under Nick Rolovich, UH's 54 points were the most in a road game while the three points allowed were the fewest in three-plus seasons.

► UH allowed 50+ points to Boise State for the third consecutive meeting and fourth time in seven trips to the Blue turf.

THE OFFENSIVE STANDARD

UH's potent offense is among the best in the

Mountain West. The Warriors feature the MW's top passing attack that ranks No. 3 nationally.

Category (Stat)	MW	NCAA
Passing Offense (354.5)	1st	3rd
First Downs (205)	1st	8th
Total Offense (488.1)	1st	13th
Scoring Offense (36.6)	1st	19th
Completion Pct. (63.4)	2nd	30th
Passing Efficiency (149.1)	3rd	34th
Time of Possession (31:45)	4th	29th

500-YARDS = WINS

Under head coach Nick Rolovich, UH has generated 500+ yards of total offense 12 times, which resulted in 10 wins.

Date	Opponent	Total Offense	Result
10/1/16	Nevada	566	W, 38-17
12/24/16	Middle Tennessee	500	W, 52-35
8/26/17	at UMass	503	W, 38-35
9/9/17	at UCLA	515	L, 23-56
9/30/17	Colorado State	512	L, 21-51
8/25/18	at Colorado State	617	W, 43-34
9/1/18	Navy	522	W, 59-41
9/22/18	Duquesne	518	W, 42-21
11/24/18	at San Diego State	516	W, 31-30 (ot)
8/24/19	Arizona	595	W, 45-38
9/28/19	at Nevada	512	W, 54-3
10/26/19	at New Mexico	578	W, 45-31

SCORING 40

The Warriors are 12-0 under Nick Rolovich when scoring 40+ points, including a 2-0 mark in 2019.

► Including Rolovich's tenure as UH offensive coordinator from 2010-11, UH is 23-0 when reaching the 40-point mark.

RELYING ON THE PASS

The pass-heavy run-and-shoot offense has put UH among the nation's leaders in several passing categories.

► In addition to its No. 3 national ranking in passing yards per game (354.5), UH also ranks in the Top 4 in several other passing categories.

Passing Touchdowns		Attempts Per Game	
1. Washington State	34	1. Washington State	52.3
2. Alabama	32	2. Hawai'i	44.8
3. LSU	30	3. Texas Tech	44.5
4. Hawai'i	28	4. Purdue	41.8
	Ohio State		
Completions		10+ Yard Passes	
1. Washington State	290	1. Washington State	142
2. Texas Tech	234	2. Hawai'i	111
3. Hawai'i	227	3. Alabama	107
4. LSU	222	LSU	107
		Iowa State	107

LET'S GO!

All season long, UH has not been afraid of going for it on 4th down.

► The Warriors have converted 14 of 20 on 4th downs with a success rate of 70.0 percent that is tied for No. 18 nationally with Alabama.

► In contrast, UH's opponents are converting 4th downs at a 26.7 percent which ranks the Warrior defense tied for eighth nationally.

► UH is tied for third nationally with its 14 conversions and is tied for ninth with its 20 attempts.

► UH has converted at least one 4th down in 7-of-8 games this season.

HAWAII IN THE MOUNTAIN WEST

Hawai'i is in its eighth season in the Mountain

West in 2019.

► UH owns a 16-44 (.267) all-time MW mark — 7-22 (.241) in home games and 9-22 (.290) in road games.

► Since the conference moved to two divisions in 2013, UH is 5-16 versus the Mountain Division and 10-21 against the West Division.

► Under Nick Rolovich, UH is 6-8 versus the West Division and 4-8 versus the Mountain Division.

► UH has finished in a tie for second in the West Division in two of three seasons under Nick Rolovich. In the previous four seasons, UH was 4-28 and never finished higher than fourth in its division.

COLE HARD FACTS

After a shaky start to the season, junior Cole McDonald has regained the form that has earned him numerous preseason recognition.

► The La Mirada, Calif., native has completed 65.5 percent of his attempts for 2,521 yards and 24 touchdowns.

► Ranks No. 4 nationally in passing (315.1), passing touchdowns (24), and total offense (357.1) and No. 7 in points responsible for (164).

► Has thrown for four touchdowns and eclipsed 300-yards passing in four of eight games.

► Rushed for a career-high 140 yards and two touchdowns and threw for 237 yards and another score in a win over New Mexico to earn Manning Award Stars of the Week honors.

► Ranks 4th on the school's all-time passing list (6,418) and total offense (7,251).

► Selected to the watch lists of the Maxwell Award (nation's best player), Davey O'Brien Award (nation's best QB), Johnny Unitas Golden Arm Award (nation's best senior or 4th-year junior QB), and Manning Award (nation's best QB).

► 12 career 300-yard games and five 400+ games. UH is 9-3 when he throws for more than 300 yards and 4-1 with 400+ yards.

McDonald's 300+ Yard Passing Games

Date	Opponent	Passing Yds.	Result
8/25/18	at Colorado State	418	W, 43-34
9/1/18	Navy	428	W, 59-41
9/8/18	Rice	319	W, 43-29
9/15/18	at Army West Point	321	L, 21-28
9/29/18	at San Jose State	341	W, 44-41 (5ot)
11/3/18	Utah State	331	L, 17-56
11/24/18	at San Diego State	452	W, 31-30 (ot)
8/24/19	Arizona	378	W, 45-38
9/7/19	Oregon State	421	W, 31-28
0/21/19	Central Arkansas	300	W, 35-16
9/28/19	at Nevada	312	W, 54-3
10/19/19	Air Force	404	L, 26-56

O-LINE EXPERIENCE

UH's offensive line has allowed only 14 sacks in 358 pass attempts (1 sack/25.6 att.) this season.

► Four of UH's five linemen have started every game — tackles Ilm Manning and Gene Pryor, guard J.R. Hensley, and center Taaga Tuulima.

► Manning has started all 22 games of his career while Hensley has started all 22 games over the past two seasons.

► UH has started four different players at right guard, including Solo Vaipulu who started the first three games. He missed the next four starts before reclaiming the spot last week against New Mexico.

HISTORY OF THE RUN & SHOOT

- ▶ The most productive offensive scheme in program history is the Run-and-Shoot, which returned with resounding success in 2018.
- ▶ With R&S protege Nick Rolovich as the play-caller, UH finished in the Top 10 nationally last season (9th) in passing for the 12th time in the R&S era (310.3 yards per game).
- ▶ UH ran the offense for 13 seasons (1999-2011) under head coaches June Jones (1999-2007) and Greg McMackin (2008-11) and led the country in scoring in 2006 & '07.
- ▶ During that era, the Warriors broke dozens of NCAA records and featured the nation's career passing leader (Timmy Chang) and career TD leader (Colt Brennan).

NCAA Statistics (Run & Shoot Era)

Year	Passing YPG	Tot. Off. YPG	Scoring PPG
2019	3rd 354.5	13th 488.1	19th 36.6
2018	9th 310.3	48th 419.9	49th 30.8
2011	12th 308.8	43rd 404.2	36th 31.5
2010	1st 394.3	6th 500.6	10th 39.6
2009	3rd 337.0	14th 437.5	89th 22.8
2008	28th 251.3	72nd 345.8	71st 24.6
2007	2nd 439.5	3rd 512.1	1st 43.4
2006	1st 432.2	1st 549.9	1st 46.9
2005	2nd 384.2	11th 476.2	35th 30.7
2004	3rd 333.1	20th 430.0	9th 35.9
2003	2nd 384.4	6th 488.1	14th 34.7
2002	1st 387.9	3rd 500.8	8th 35.9
2001	2nd 381.3	7th 462.7	5th 40.3
2000	4th 322.9	40th 396.7	65th 24.5
1999	2nd 338.6	17th 434.5	T35th 29.0

QUARTERBACK U.

- ▶ Last season, Cole McDonald completed one of the best seasons in the R&S, producing numbers only bested by greats Timmy Chang, Colt Brennan, and Bryant Moniz.
- ▶ McDonald also finished in the nation's Top 10 in six categories last season including eighth in passing yards (3,875) passing yards per game (298.1), and total offense (325.7),

Single-Season Passing Yards

Rk	Player	Yards	Year
1.	Colt Brennan	5,549	2006
2.	Bryant Moniz	5,040	2010
3.	Timmy Chang	4,474	2002
4.	Colt Brennan	4,343	2007
5.	Colt Brennan	4,301	2005
6.	Timmy Chang	4,258	2004
7.	Timmy Chang	4,199	2003
8.	Cole McDonald	3,875	2018

Single-Season Touchdowns

Rk	Player	TDs	Year
1.	Colt Brennan	58	2006
2.	Bryant Moniz	39	2010
3.	Colt Brennan	38	2007
	Timmy Chang	38	2004
5.	Cole McDonald	36	2018

Single-Season Total Offense

Rk	Player	Yards	Year
1.	Colt Brennan	5,915	2006
2.	Bryant Moniz	5,142	2010
3.	Timmy Chang	4,457	2002
4.	Colt Brennan	4,455	2005
5.	Colt Brennan	4,370	2007
6.	Timmy Chang	4,273	2004
7.	Cole McDonald	4,234	2018

400-Yard Games

Rk	Player	Games	Year
1.	Colt Brennan	9	2006
2.	Colt Brennan	6	2007
3.	Colt Brennan	5	2005
4.	Cole McDonald	3	2018

- ▶ UH ranks No. 6 nationally in fewest tackles-for-loss allowed (3.38/game) and is No. 47 in sacks allowed per game (1.75).

- ▶ UH returned all five of its starters this season, tying Auburn, Boise State, and Iowa State for most in the country.

- ▶ Last season, Ilm Manning and guard Solo Vaipulu were two of four true freshman nationally to start every game.

FLY LIKE A BYRD

Cedric Byrd II has proven to be the Warriors' go-to receiver this season.

- ▶ The Los Angeles, Calif., native leads the team with 59 receptions, 689 yards and nine receiving touchdowns.

- ▶ Has at least six catches in every game this season with an average of 7.4 per game.

- ▶ Had a school-record tying four TDs and career-highs of 14 catches for 224 yards in Week 0 versus Arizona to earn MW Offensive Player of the Week.

- ▶ In two career Week 0 games, had 181 yards vs. Colorado State in 2018 and 224 yards vs. Arizona this season, the latter of which is the second-most receiving yards by a Warrior in a season-opener (272 by John Ursua at UMass, 2017).

- ▶ Has four career multiple TD games and three career double-digit catch games.

- ▶ Has caught a pass in all 22 games played.

- ▶ The Fred Biletnikoff Award nominee finished last season second on the team with 79 receptions for 970 yards and nine touchdowns.

NOT YOUR AVERAGE JOJO

In two seasons, JoJo Ward has been the team's deep ball threat with 18 catches of 29+ yards, including a team-leading nine this season.

- ▶ The Waco, Texas native had a breakout game in UH's victory over Oregon State with career highs in receptions (10), receiving yards (189), and touchdowns (4) to earn MW Offensive Player of the Week.

- ▶ His four TDs against OSU tied a single-game school record which was also matched by teammate Cedric Byrd II in a Week 0 win over Arizona. Three of Ward's TDs occurred in the first half.

- ▶ Has four career 100-yard receiving games, including three last season against Navy (161), UNLV (109) and San Diego State (120).

- ▶ Has two game-winning touchdown catches — both last season against SDSU and Wyoming.

THE REED OPTION

With senior Dayton Furuta sidelined with an injury, sophomore Miles Reed has taken advantage of the opportunity.

- ▶ The Corona, Calif., native leads the team in carries (76), yards (370) and rushing TDs (4), surpassing last year's totals (30 carries for 130 yards).

- ▶ Posted career highs in carries (16) and yards (97) in last week's win at New Mexico.

- ▶ Also rushed for 70 yards and two touchdowns in a loss to Washington.

- ▶ Tallied 10 carries for 60 yards (6.0 avg.) in a

win over Central Arkansas.

DEFENSIVE MINDED

The play of UH's defense has been a big part of the team's five wins this season.

- ▶ UH has shut-out four opponents in the third quarter and has pitched two second half shutouts (Oregon State & Nevada).

- ▶ The defense allowed only three first half points to New Mexico as UH built its largest halftime lead in a road game in program history (35-3).

- ▶ In a win over Nevada, UH allowed a season-low 203 yards of total offense.

- ▶ After surrendering 28 points and 282 yards of total offense in the first half to Oregon State, the UH defense shut out the Beavers in the second half and allowed only 150 yards of total offense.

- ▶ In its opener versus Arizona, the defense came up with the play of the game as safety Kalen Hicks and lineman Manly Williams teamed up for the game-saving tackle of UA's Khalil Tate at the 1-yard line. Williams' effort made national news as he sprinted 40-yards downfield for the tackle.

MAN AMONG GIANTS

Standing just 6-foot, 225-pounds, defensive lineman Kaimana Padello is the team-leader in tackles-for-loss (6.0) and sacks (2.0).

- ▶ Last season, he was the team-leader in sacks (8.5) and tackles-for-loss (13.5) while earning second-team all-Mountain West honors.

- ▶ The Mililani, O'ahu native also has 30 tackles, three QB hurries, and one forced fumble.

- ▶ Tallied a career-high seven tackles in a loss to Boise State this season.

SIN CITY SAFETIES

UH senior safeties Ikem Okeke and Kalen Hicks both hail from Las Vegas, Nev., and perennial powerhouse Bishop Gorman High School.

- ▶ Hicks is UH's leading tackler (42) while Okeke leads the team in interceptions (3).

- ▶ In the season-opener against Arizona, Okeke picked off Khalil Tate at the UH 3-yard line and returned it 49 yards to preserve a 38-35 lead. Hicks had the game-saving tackle on Tate near the goal line in the closing seconds.

- ▶ Against Oregon State, Hicks had 10 tackles, one pass breakup and helped the defense allow only 150 yards and 0 points.

- ▶ Last season, Okeke tied for second on the team with 87 tackles, while leading the team in solo tackles at 60 while Hicks was fifth with 76 total tackles.

SUPER SUB

In his short five-game career, quarterback Chevan Cordeiro has led the Warriors to three late-game victories.

- ▶ In this year's opener against Arizona, he entered the game with the score tied at 35 and directed two scoring drives for a 45-38 victory.

- ▶ Last season, Cordeiro entered the UNLV game as UH trailed 28-13 with 11:55 in the 4th quarter. He threw a 64-yard touchdown to JoJo Ward on his first pass attempt and successfully converted the 2-point conversion with a pass to John Ursua. On

GENERAL NOTES

HAWAI'I VS. FRESNO STATE (NOV. 2)

INDIVIDUAL STATS & STREAKS

300+ yd. Pass Games	2019	Streak	Career
Cole McDonald	5	-	12

100+ yd. Rush Games	2019	Streak	Career
Dayton Furuta	-	-	2
Cole McDonald	1	1	1
Fred Holly III	-	-	1

100+ yd. Rec. Games	2019	Streak	Career
Jared Smart	2	-	2
JoJo Ward	1	-	4
Cedric Byrd	1	-	3
Jason Matthew-Sharsh	1	-	1
Kamoku Noa	1	1	1
Melquise Stovall	1	-	1

10+ Tackle Games	2019	Streak	Career
Solomon Matautia	-	-	8
Ikeem Okeke	-	-	2
Kalen Hicks	1	-	2

Consecutive Games With A Reception
22, Cedric Byrd II

CURRENT TEAM STREAKS

Home Losses: 1

last win: Central Arkansas (35-16), 9/21/19

Road Wins: 1

last loss: Boise State (37-59), 10/12/19

Conference Wins: 1

last loss: Air Force (26-56), 10/19/19

Conference Home Losses: 1

last win: UNLV (35-28), 11/17/18

Conference Road Wins: 1

last loss: Boise State (37-59), 10/12/19

Non-Conference Home Wins: 3

last loss: Louisiana Tech (14-31), 12/22/18

Non-Conference Road Losses: 4

last win: at UMass (38-35), 8/26/17

2019 MW/NCAA RANKINGS

Team	STAT	MW	NCAA
Scoring Offense	36.6	1	19
Scoring Defense	35.4	10	119
Passing Offense	354.5	1	3
Passing Defense	232.6	8	74
Rushing Offense	133.6	10	98
Rushing Defense	204.8	9	110
Total Offense	488.1	1	13
Total Defense	437.4	10	104
Passing Efficiency	149.1	3	34
Passing Efficiency Defense	130.9	9	67
3rd Down Conversions	41.1%	3	53
Opp. 3rd Down Conversions	38.0%	7	65
4th Down Conversions	70.0%	1	18
Opp. 4th Down Conversions	26.7%	2	8
Sacks By	1.38	11	111
Sacks Against	1.75	6	47
Turnover Margin	-1.63	12	128
Time of Possession	31:45	4	29
Red Zone Offense	87.5%	3	43
Red Zone Defense	88.5%	12	109
Kickoff Return Average	24.6	5	18
Punt Return Average	5.7	7	86
Net Punting	38.5	7	64

his second drive, he threw a 20-yarder to Ward on 3rd and 5, which tied the game and capped the comeback with a 68-yard dart to Ursua with 1:25 left to finish 4-of-5 for 153 yards and 3 TDs.

► Made his first start in his first collegiate appearance against Wyoming last year, leading UH to a 17-13 comeback win capped by a 38-yard pass to Ward with 1:26 left. Finished 19-of-29 for 148 yards and two TDs and became the first true freshman starter since Timmy Chang in 2000.

► Also became the first UH true freshman quarterback to win a game in his first career start since Blaine Gaison in 1976 (vs UTEP).

AUSSIE CONNECTION

Three Aussies grace the 2019 roster and all three are major contributors on special teams.

► Junior Stan Gaudion is a two-year starting punter, who sports a 41.1 career yards per punt average that ranks No. 7 all-time in UH history.

► In 123 career punts, Gaudion has only one touchback including a streak of 86 straight without reaching the endzone.

► Senior Ryan Meskell is in his second year as the team's starting placekicker. The preseason Lou Groza Award nominee is 6-of-11 and has made his last four kicks after starting the year 2-of-7 (4 misses from 47 or longer).

► After missing three earlier attempts against Oregon State (47, 27, 48), he connected on the game-winning 28-yarder with 2:17 remaining in UH's 31-28 victory.

► Meskell missed only three field goals all last season (15-of-18) in which he finished second in the MW in field goal accuracy (.833).

► Meskell has two career game-winning field goals including one in UH's 5-OT win over San Jose State last season.

► Senior Ben Scruton is the team's back-up punter and sports a career average of 41.1 yards on 16 punts.

OTHER NOTABLES

► Under Rolovich, UH is 16-1 when leading at half-time and 4-21 when trailing at the half.

► UH lost the turnover battle in 6-of-8 games. The Warriors have turned the ball over 22 times (12 interceptions, 10 fumbles) with nine takeaways (7 interceptions, 2 fumbles). UH's -1.63 turnover margin ranks No. 128 nationally.

► UH is tied with Auburn for the longest streak in the country at 138 games without allowing a punt block. Hawai'i last had a punt blocked by Notre Dame in 2008 a span of 678 punts.

► UH is tied for No. 123 (of 130) with only 22 punts this season. Air Force is the nation's leader for fewest punts with 17.

► Six of UH's 13 opponents appeared in bowl games last year while three won 10+ games (Fresno State, 12; Army, 11; and Boise State, 10). Fresno State and Army finished No. 18 and 19, respectively, in the final Associated Press poll.

► With both Air Force and Army on the schedule this season, UH will have played at least one of the service academies in eight of the last 11 seasons. UH is a combined 13-16-1 all-time versus Air Force, Army and Navy.

► UH's August 24 opener vs. Arizona was the earliest start in program history surpassing last year's August 25 opener at Colorado State. This year marks UH's fourth consecutive Week 0 game and first at home.

► UH's win over Central Arkansas extended its streak over FCS teams to 17 dating back to 2001. Its last loss to an FCS team was to Portland State in the 2000 season opener (45-20).

► UH has won 14 of its last 15 regular-season non-conference home games and are 9-1 in those games under Nick Rolovich with its only loss against BYU to close out 2017.

ROAD WARRIORS

UH has a tradition of racking up the air miles. In the last decade UH has played no less than six road games a year, while transversing the country.

► While still racking up a whopping 29K miles this season, the Warriors will not travel nearly as much as years past.

► For the first time since 2007, UH will play just five road games. UH will also not travel beyond the Mountain Time Zone for the first time in more than 20 years (last in 1998).

Game-by-Game Air Mileage

Destination	Opponent	RT Air Miles
Seattle	Washington	5,354
Reno	Nevada	5,180
Boise	Boise State	6,511
Albuquerque	New Mexico	6,496
Las Vegas	UNLV	5,524
Total Miles	5 games	29,065

ON THE CONTINENT

Under Nick Rolovich, UH has seen relative success on the road including a .533 mark in Mountain West road games.

► Since 2016, UH is 9-14 (.391) in road/neutral site games and 8-7 (.533) in MW road games.

► Comparatively in the eight seasons prior, UH went 11-37 (.229) in road/neutral site games and 9-23 (.281) in league contests.

UH ON NATIONAL TELEVISION

UH has made 107 all-time appearances on national television and owns a 25-80-2 (.243) record.

► The Warriors have won five of their last 12 on national TV dating back to last season including 2-3 in 2019. Prior to last season, Hawai'i was 2-36 in their last 38 games.

► UH has one more scheduled national TV game this season, Nov. 30 vs. Army West Point on CBS Sports Network.

TROPHY GAMES

UH also has rivalry trophies with four schools, including the inaugural Dick Tomey Legacy Trophy with San José State.

► The Tomey Legacy Trophy will debut on Nov. 9 in Honolulu. Tomey coached at UH for 10 seasons (1977-86) and served as the Spartans' head coach from 2005-09.

► UH lost possession of the Kuter Trophy by virtue of a 56-26 loss to Air Force, Oct. 19.

► UH still possesses two other rivalry trophies – the Paniolo Trophy (Wyoming) and the Island Showdown Trophy (UNLV).

AWARDS & HONORS

CEDRIC BYRD II (WR)

MW Offensive Player of the Week (Sept. 2)
Paul Hornung Award Honor Roll (Sept. 30)
Fred Biletnikoff Award Watch List
Preseason All-MW

EUGENE FORD (DB)

Allstate AFCA Good Works Team Watch List

DAYTON FURUTA (RB)

Doak Walker Award Watch List
Polynesian Player of the Year Watch List

KOHL LEVAO (OL)

Polynesian Player of the Year Watch List
Rimington Trophy Watch List

SOLOMON MATAUTIA (LB)

Polynesian Player of the Year Watch List

COLE MCDONALD (QB)

Johnny Unitas Golden Arm Award Finalist
Manning Award Stars of the Week (Oct. 28)
MW Offensive Player of the Week (Sept. 30)
College Sports Madness MW Player of the Week (Week 5)
Davey O'Brien Award Watch List
Manning Award Watch List
Maxwell Award Watch List

RYAN MESKELL (PK)

Lou Groza Award Watch List

KAIMANA PADELLO (DL)

Polynesian Player of the Year Watch List
Wuerffel Trophy Watch List

PENEI PAVIHI (LB)

Polynesian Player of the Year Watch List

SOLO VAIPULU (OL)

Polynesian Player of the Year Watch List

JOJO WARD (WR)

MW Offensive Player of the Week (Sept 9)
CFPA Hon. Mention National Performer (Week 2)
College Sports Madness MW Player of the Week (Week 2)
Fred Biletnikoff Award Watch List
Earl Campbell Tyler Rose Award Watch List

► UH will face UNLV on Nov. 16 however will not play Wyoming until the 2021 season.

DOING THE HULA

Four Warriors have earned invites to the recently renewed Hula Bowl.

► The bowl handed out its first invite to corner-back Rojesterman Farris II and second invite to defensive lineman Kaimana Padello.

► Receivers JoJo Ward and Cedric Byrd II have also been invited to the all-star game.

► The original Hula Bowl was held in the state of Hawai'i from 1947-2008. A total of 150 former Warriors participated in the game and a UH player was named the game's Most Valuable Player three times (Nick Rolovich, 2002; Blane Gaison, 1982, Tim Buchanan, 1970).

INTERNATIONAL FLAIR

UH is tied for the most international-born players on its roster (13) in a survey of 130 FBS football programs. Temple also has 13 international-born players, followed by Syracuse (9) and Colorado and Penn State (8).

► Hawai'i features players born in American Samoa (9), Australia (3), and Canada (1).

► UH has a lasting tradition of players from American Samoa and this year's roster features nine student-athletes born in the country. Of those, seven are on the defensive side of the ball while two play offense.

DIVERSITY U

The Rainbow Warriors own one the most diverse squads in the country.

► UH has players from 15 different states, encompassing six time zones (Hawaiian, Alaskan, Pacific, Mountain, Central and Eastern time).

► More than half of the 116-man roster hails from Hawai'i (48) and California (31). UH also features players from American Samoa, Australia, and Canada.

COLLEGE FOOTBALL 150

As college football celebrates its 150th season in 2019, Hawai'i is celebrating its 110th anniversary of its first football team in 1909.

► UH has an all-time record of 560-461-25 (.547) including an all-collegiate record of 396-404-9 (.495).

HOME OF THE WARRIORS

The 2019 campaign is the Warriors' 45th season at Aloha Stadium.

► UH boasts an all-time mark of 204-142-4 for a .588 winning percentage in the Halawa venue.

► Under Nick Rolovich, UH is 14-11 (.560) at Aloha Stadium with winning seasons in 2016 (4-3) and 2018 (5-3).

'BOWS IN THE PROS

A total of seven players with UH ties are currently on NFL rosters including three on 53-man rosters; P Rigo Sanchez (Indianapolis), LB Jahlan Tavai (Detroit), and WR John Ursua (Seattle).

► WR Marcus Kemp (Kansas City) is on injured reserve while S Trayvon Henderson is on

Cincinnati's practice squad.

► Two others began their careers at UH before transferring to other schools; WR Trevor Davis (Oakland) and WR Keith Kirkwood (New Orleans) Davis transferred to California while Kirkwood ended up at Temple.

ALOHA COACH TOMEY

Former UH coach Dick Tomey will be honored twice during the 2019 season as Hawai'i plays both of Tomey's other schools in which he served as head coach — Arizona and San José State.

► Tomey guided UH from 1977-86, compiling a 63-46-3 record, and spent one season as special teams coordinator in 2011. He is a member of the school's Sports Circle of Honor.

► He spent 14 years at Arizona with a 95-64 mark and seven bowl appearances, including the Fiesta Bowl in 1993.

► Tomey also coached SJSU for five seasons which included a 9-win campaign in 2006 that included a win in the New Mexico Bowl. UH and SJSU will meet for the inaugural Dick Tomey Legacy Trophy, Nov. 9 in Honolulu.

WATCH OUT

A total of 10 Warriors are currently on Watch Lists for national awards including quarterback Cole McDonald, who is on four major watch lists — Maxwell Award (nation's best player), Davey O'Brien Award (nation's best quarterback), Johnny Unitas Golden Arm Award (nation's best senior or fourth-year junior quarterback), and Manning Award (nation's best quarterback).

TEAM CAPTAINS

This year's captains are senior RB Dayton Furuta (Mililani, O'ahu), senior DL Kaimana Padello (Mililani, O'ahu), senior DL Azia Se'e (Honolulu), senior WR Jason-Matthew Sharsh (Honolulu), and junior QB Cole McDonald.

► Padello, Se'e, and Sharsh were walk-ons while Furuta was a grayshirt.

► McDonald was added as a captain in Game #3 at Washington following Furuta's leg injury which will sideline him for an extended period of time.

ALL-TIME OVERTIME GAMES

UH has played 15 all-time overtime games since the overtime system was adopted at the start of the 1996 season.

► Ten of the 15 games were played on the road, which resulted in an 8-2 record.

Date	Opponent	Result
11/22/97	Northeast Louisiana	L, 20-23
11/13/99	Fresno State	W, 31-24 (2ot)
10/6/01	at SMU	W, 38-31
12/25/03	Houston	W, 54-48 (3ot)
9/4/04	Florida Atlantic	L, 28-35
9/8/07	at Louisiana Tech	W, 45-44
10/12/07	at San José State	W, 42-35
10/4/08	at Fresno State	W, 32-29
11/21/09	at San José State	W, 17-10
11/16/13	San Diego State	L, 21-28
11/23/13	at Wyoming	L, 56-59
10/22/16	at Air Force	W, 34-27 (2ot)
9/23/17	at Wyoming	L, 21-28
9/29/18	at San José State	W, 44-41 (5ot)
11/24/18	at San Diego State	W, 31-30

Record in OT: 10-5

at Aloha Stadium: 2-3 | on the Road: 8-2

'BOW BITES

- ▶ **Cole McDonald** wears dreads in honor of former UH and CFL quarterback Bryant Moniz whom he's trained with. Also, the soCal native with blonde locks is one-eighth Filipino.
- ▶ **Rojesterman Farris II** owns one of the most unique names in college football. His first name, inherited from his father, is a combination of four different names: Roy, Jeff, Terry and Sherman. He's better known, though, by his nickname "Roe."
- ▶ **Dayton Furuta** competed in judo, wrestling, and kickboxing throughout his youth and finished with a 70-4 career high school judo record, including a state championship as a senior at Mililani High in 2014.
- ▶ **KK Padello**, a former Hawai'i high school defensive player of the year at Mililani High, is a member of the Hawai'i National Guard and last year served in Puna, Hawai'i to assist with volcano relief.
- ▶ **Jared Smart's** father Keith is an assistant with the New York Knicks and is best remembered for hitting the game-winning shot in the 1987 NCAA basketball championship for Indiana.
- ▶ **Hekili Kelililiki**, who is of Hawaiian descent, went to high school in Arkansas and is fluent in Mandarin after serving a two-year mission in Brisbane, Australia. Double-major in Chinese and biology and is pre-med.
- ▶ **Chevan Cordeiro**, who backed-up Alabama's Tua Tagovailoa in 2016 at Saint Louis School, continues the school's tradition of FBS QBs which also includes Marcus Mariota (Oregon), Jeremiah Masoli (Oregon/Ole Miss), Timmy Chang (UH), Jason Gesser (Washington State), and Darnell Arceneaux (Utah).
- ▶ Three Warriors currently have their degrees **Rojesterman Farris II** (Sociology & Political Science), **J.R. Hensley** (Communication), and **Manly Williams** (Management & Industrial Rel.).
- ▶ **Kumoku Noa** is one of six brothers to play in college. Two brothers suited up for UH (Kilinahe & Waikalua) along with their father (Henry) and cousin (Kaulana). Older brother Kanawai is currently a receiver at Nebraska after playing at Cal, while brothers Kalua (Portland St.) and 'Ano (Menlo) also played.
- ▶ This year's squad features two pairs of brothers **Kaimana** and **KK Padello** and **Kalani** and **Kila Kamakawiwo'ole**. Five others have older brothers who also have suited up for UH: **Kamuela Borden** (brothers Kawika and Noah), **Andrew Choi** (Zeno), **Parker Higgins** (Jeremy), **Justus Taval** (Jahlani), and **Manly Williams** (Lance).
- ▶ The 2019 squad features six second-generation Warriors — **Jaden Allen** (father Gary, 1978-81); **Parker Higgins** (father James, 1984-85); **Kalani** and **Kila Kamakawiwo'ole** (Kila, 2002-05); **Kumoku Noa** (Henry, 1972-73) and **Elias Wong** (Hauoli, 1995).
- ▶ **Makai Manuwai** is the cousin of former UH All-American and NFL offensive lineman, the late Vince Manuwai. Chemistry major who aspires to go into chiropractic care.
- ▶ Before transferring to UH, **Ryan Meskell** played two years of collegiate soccer at Lewis & Clark C.C. in Godfrey, Ill. He was a member of Australia's U19 soccer team

CAREER LEADERS

PASSING YARDS

Rk	Player	Yards	Years
1.	Timmy Chang	17,072	2000-04
2.	Colt Brennan	14,193	2005-07
3.	Bryant Moniz	10,169	2009-11
4.	Cole McDonald	6,418	2017-

PASSING YARDS PER GAME

Rk	Player	Avg.	Years
1.	Colt Brennan	373.5	2005-07
2.	Timmy Chang	322.1	2000-04
3.	Bryant Moniz	299.1	2009-11
4.	Nick Rolovich	298.3	2000-01
5.	Dan Robinson	241.5	1997-99
6.	Cole McDonald	237.7	2017-
7.	Dru Brown	210.9	2016-17
8.	Sean Schroeder	210.3	2012-13
9.	Gregg Tipton	199.0	1985-86
10.	Garrett Gabriel	165.6	1987-90

300-YARD GAMES

Rk	Player	Games	Years
1.	Timmy Chang	36	2000-04
2.	Colt Brennan	30	2005-07
3.	Bryant Moniz	20	2009-11
4.	Cole McDonald	12	2017-

400-YARD GAMES

Rk	Player	Games	Year
1.	Colt Brennan	20	2005-07
2.	Timmy Chang	11	2000-04
3.	Cole McDonald	5	2017-
	Bryant Moniz	5	2009-11

PASSING ATTEMPTS

Rk	Player	Att	Years
1.	Timmy Chang	2,436	2000-04
2.	Colt Brennan	1,584	2005-07
3.	Bryant Moniz	1,271	2009-11
4.	Dan Robinson	914	1997-99
5.	Cole McDonald	806	2017-

PASSING COMPLETIONS

Rk	Player	Comp	Years
1.	Timmy Chang	1,388	2000-04
2.	Colt Brennan	1,115	2005-07
3.	Bryant Moniz	791	2009-11
4.	Cole McDonald	495	2017-

PASSING TOUCHDOWNS

Rk	Player	TDs	Years
1.	Colt Brennan	131	2005-07
2.	Timmy Chang	117	2000-04
3.	Bryant Moniz	75	2009-11
4.	Cole McDonald	61	2017-

TOTAL OFFENSE

Rk	Player	Yards	Years
1.	Timmy Chang	16,910	2000-04
2.	Colt Brennan	14,740	2005-07
3.	Bryant Moniz	10,681	2009-11
4.	Cole McDonald	7,251	2017-

TOTAL OFFENSE/GAME

Rk	Player	Avg.	Years
1.	Colt Brennan	387.8	2005-07
2.	Timmy Chang	319.1	2000-04
3.	Bryant Moniz	314.1	2009-11
4.	Nick Rolovich	300.1	2000-01
5.	Greg Alexander	274.6	2008-09

6.	Cole McDonald	268.6	2017-
7.	Dan Robinson	236.8	1997-99
8.	Dru Brown	223.4	2016-17
9.	Sean Schroeder	200.8	2012-13
10.	Gregg Tipton	192.3	1985-86

TDS RESPONSIBLE FOR

Rk	Player	TDs	Years
1.	Colt Brennan	146	2005-07
2.	Timmy Chang	123	2000-04
3.	Bryant Moniz	88	2009-11
4.	Cole McDonald	69	2017-

RECEIVING TOUCHDOWNS

Rk	Player	TDs	Years
1.	Davone Bess	41	2005-07
2.	Ryan Grice-Mullen	36	2005-07
3.	Jason Rivers	35	2003-04, '06-07
4.	Ashley Lelie	32	1999-2001
5.	Chad Owens	29	2001-04
6.	Greg Salas	26	2007-10
7.	John Ursua	24	2016-18
8.	Kealoha Pilaes	22	2007-10
	Chris Roscoe	22	1987-89
10.	Walter Murray	20	1982-85
NR	Cedric Byrd II	18	2018-

PUNT AVG./ATTEMPT

Rk	Player	Avg.	Years
1.	Rigoberto Sanchez	44.84	2015-16
2.	Jason Elam	43.51	1988-92
3.	Mat McBriar	42.22	2000-02
4.	Alex Dunnachie	42.03	2009-12
5.	John Morse	41.92	1922-25
6.	Chad ShROUT	41.25	1995, '97-99
7.	Stan Gaudion	41.10	2017-
8.	Stephen Wilson	40.80	1993-94
9.	Greg Cummins	40.66	1977-78
10.	Tom McCarthy	40.60	1983-84

COACHING STAFF



NICK ROLOVICH
Head Coach; 4th Season
Overall Record: 23-25
MW Record: 12-16
@NickRolovich

Nick Rolovich became the 23rd head coach for the Rainbow Warrior program when he was hired in December 2015.

His "Live Aloha, Play Warrior" and "Pride Rock" slogans, which echoed throughout his introductory press conference, were the foundation of his inaugural season of 2016 that saw the Rainbow Warriors reach a bowl game for the first time in six years. In addition, his witty theatrics helped promote the program off the field through numerous ESPN SportsCenter Top Plays and viral videos across social media. He also re-energized a fan base, including the alumni with the help of three of his former UH teammates on the coaching staff.

The 2018 season saw a true resurgence of the formerly famed Run-and-Shoot offense. Under Rolovich's guidance and Cole McDonald at quarterback, the UH offense racked up over 5,800 yards of offense, along with 43 touchdown passes. The aerial assault accounted for 30.8 points per game and 419 yards per contest. The production led the Warriors returning to the Hawai'i Bowl for a second time under Rolovich, finishing with an 8-6 record.

When he took over the program as the fifth-youngest head coach in NCAA Division I FBS at the age of 37 after a four-year stint as Nevada's offensive coordinator, Rolovich promised a refined

offense and he came through in the form of a 1,000-yard rusher and a 1,000-yard receiver for just the second time in program history.

During his time in Reno, the Wolf Pack made three bowls – 2012 Gildan New Mexico Bowl, 2014 R+L Carriers New Orleans Bowl and 2015 NOVA Home Loans Arizona Bowl.

Rolovich's first coaching stint at UH was wildly productive from 2008-11, directing one of the top passing offenses in the nation. He was the quarterbacks coach all four seasons and spent the final two years as the Warriors' offensive coordinator.

For the latter three years of his time with the Warriors, he had play-calling duties, while UH threw for 13,915 yards—an average of 347.9 yards per game—and 96 touchdowns. That includes the 2010 season in which Hawai'i led the nation in passing offense (394.3 ypg) and finished sixth in total offense (500.6 ypg).

THE ROLOVICH FILE

PERSONAL

Hometown: Novato, Calif.

EDUCATION

Bachelor's: Hawai'i, 2004; Master's: New Mexico Highlands, 2007

PLAYING EXPERIENCE

City College of San Francisco (1998-99); **Hawai'i** (2000-01); **Rhein Fire [NFL Europe]** (2002-03); **San José SaberCats [Arena]** (2004-05); **Arizona Rattlers [AFL]** (2006); **Chicago Rush [AFL]** (2006); **Las Vegas Gladiators [AFL]** (2007)

COACHING RESUME

Years	School/Team	Position
2016-	Hawai'i	Head Coach
2012-15	Nevada	Offensive Coordinator/QBs
2010-11	Hawai'i	Offensive Coordinator/QBs
2008-09	Hawai'i	Quarterbacks
2006-07	C.C. of San Francisco	Quarterbacks
2003-04	Hawai'i	Student Assistant
2002	San Marin (Calif.) HS	Assistant Coach

YEAR-BY-YEAR RECORD AS A HEAD COACH

Year	Team	Total		Finish	Bowl
		W-L	Conf.		
2016	Hawai'i (MW)	7-7	4-4	T2nd-West	Hawai'i (W)
2017	Hawai'i (MW)	3-9	1-7	T5th-West	None
2018	Hawai'i (MW)	8-6	5-3	T2nd-West	Hawai'i (L)
2019	Hawai'i (MW)	5-3	2-2		
Total		23-25	12-16		

COACHING STAFF



Brian Smith
Offensive Coordinator/
Running Backs
BOOTH



Corey Batoon
Defensive Coordinator/
Safeties
BOOTH



Mark Banker
Asst. Head Coach/
Inside Linebackers
FIELD



Michael Ghoibrial
Special Teams
Coordinator
FIELD



Craig Stutzmann
Passing Game Coord./
Quarterbacks
FIELD



Mark Weber
Offensive Line
FIELD



Andre Allen
Wide Receivers
BOOTH



Ricky Logo
Defensive Line
FIELD



Abe Elimimian
Cornerbacks
FIELD



Jacob Yoro
Defensive Ends
FIELD

HAWAI'I VS. FRESNO STATE (NOV. 2)

COACHES NOTES

► **Nick Rolovich** still holds eight school records from his UH quarterback playing days, including most touchdowns thrown in a game (8 vs. BYU, 2001).

► **Rolovich** is one of 18 FBS head coaches, who are coaching at their alma mater of one of four in the Mountain West along with Jeff Tedford (Fresno State), Bryan Harsin (Boise State), and Troy Calhoun (Air Force).

► Four former Warriors are on the coaching staff; **Rolovich**, **Brian Smith** (OC/RB), **Craig Stutzmann** (QB) and **Abe Elimimian** (CB). All four were teammates on the 2001 squad that finished 9-3. Rolovich (QB), Smith (C), and Stutzmann (WR) were senior starters, while Elimimian started six games as a redshirt freshman cornerback.

► The entire Rainbow Warrior coaching staff also remains entirely intact, something that has not occurred in more than a decade.

► Outside linebackers coach **Jacob Yoro**, who joined the program in 2017, is one of three Hawai'i natives on staff along with quarterbacks coach **Craig Stutzmann** and defensive coordinator **Corey Batoon**. All three played prep football at nearby Saint Louis School under legendary high school coach and former UH assistant Cal Lee.

► When he joined the staff in 2018, **Corey Batoon** was the program's seventh defensive coordinator in the last eight seasons. He spent the 2017 season as co-defensive coordinator and special teams coordinator at Florida Atlantic under head coach Lane Kiffin, helping the Owls to one of the nation's top turnaround seasons (11-3) and Conference USA and Boca Raton Bowl championships.

► **Elimimian's** younger brother Solomon (2005-08) is UH's all-time leading tackler and a veteran CFL linebacker with the B.C. Lions, who was the CFL's Most Outstanding Player in 2014 and a two-time Most Outstanding Defensive Player ('14 & '16).

► Inside linebackers coach and assistant head coach **Mark Banker** is serving his second stint with UH after coaching the special teams and outside linebackers in 1995 under former head coach Bob Wagner. Banker spent 12 years as Oregon State's defensive coordinator and two years as Nebraska's defensive coordinator.

► Prior to joining the UH staff during the offseason, receivers coach **Andre Allen** spent his entire 27-year coaching career at City College of San Francisco, and was on the CCSF staff when head coach Nick Rolovich began his collegiate playing career before transferring to UH.

► UH is offensive line coach **Mark Weber's** fifth stop at a Mountain West school after coaching at Fresno State (2004-05, '16), Utah State (2013-15), UNLV (1994-96) and Nevada (1993). Weber also twice coached in the Pac-10/12 – UCLA (1997-2003) and Oregon State (1987-90) during his 36-year coaching career.

► **Michael Ghoibrial** spent two seasons as a graduate assistant at his alma mater UCLA (2012-13) working with the special teams and defensive line. There he assisted former UH linebacker and then-UCLA assistant Jeff Ulbrich with special teams and helped the Bruins lead the nation in blocked kicks for two consecutive seasons.

► **Ricky Logo** has coached the defensive line during his entire 24-year career at eight different schools. He also has coordinator experience at UT Chattanooga and Troy.

► **Va'a Niumatalolo**, son of Navy head coach and former UH quarterback Ken Niumatalolo, is a graduate assistant for the 2019 season after serving as an intern last year. Va'a played collegiately at BYU (LB) from 2014-17.

2019 MW STANDINGS

MOUNTAIN Division (AP/Coaches)	MW	Pct	Home	Away	Overall	Pct	Home	Away	Neut	Streak
Boise State (21/21)	3-0	1.000	2-0	1-0	6-1	.857	4-0	2-1	0-0	L1
Air Force (-/RV)	4-1	.800	3-0	1-1	6-2	.750	4-0	2-2	0-0	W3
Wyoming (-/RV)	3-1	.750	3-0	0-1	6-2	.750	5-0	1-2	0-0	W2
Utah State	3-1	.750	2-0	1-1	4-3	.571	3-0	1-3	0-0	L1
Colorado State	2-2	.500	0-1	2-1	3-5	.375	1-2	2-2	0-1	L2
New Mexico	0-4	.000	0-2	0-2	2-6	.250	2-2	0-4	0-0	L5
WEST Division (AP/Coaches)	MW	Pct	Home	Away	Overall	Pct	Home	Away	Neut	Streak
San Diego State (25/RV)	4-1	.800	1-1	3-0	7-1	.875	2-1	5-0	0-0	W4
Hawai'i	2-2	.500	0-1	2-1	5-3	.625	3-1	2-2	0-0	W1
Fresno State	1-2	.333	1-1	0-1	3-4	.429	2-2	1-2	0-0	L1
San José State	1-3	.250	1-1	0-2	4-4	.500	2-2	2-2	0-0	W1
Nevada	1-3	.250	1-1	0-2	4-4	.500	3-1	1-3	0-0	L2
UNLV	0-4	.000	0-2	0-2	2-6	.250	1-3	1-3	0-0	L2

NATIONAL POLLS

ASSOCIATED PRESS

(Week 10)

Rk Team (1st place)

- LSU (17)
- Alabama (21)
- Ohio State (17)
- Clemson (7)
- Penn State
- Florida
- Oregon
- Georgia
- Utah
- Oklahoma
- Auburn
- Baylor
- Minnesota
- Michigan
- SMU
- Notre Dame
- Cincinnati
- Wisconsin
- Iowa
- Appalachian State
- Boise State
- Kansas State
- Wake Forest
- Memphis
- San Diego State

Others receiving votes:

Texas 49, Navy 43, UCF 33, Washington 19, Texas A&M 14, USC 11, Louisiana Tech 6, Indiana 4, Oklahoma State 1, Pittsburgh 1, Iowa State 1

AMWAY COACHES

(Week 10)

Rk Team (1st place)

- Alabama (40)
- LSU (7)
- Clemson (10)
- Ohio State (8)
- Penn State
- Florida
- Georgia
- Oregon
- Oklahoma
- Utah
- Baylor
- Auburn
- Minnesota
- SMU
- Michigan
- Notre Dame
- Wisconsin
- Cincinnati
- Iowa
- Appalachian State
- Boise State
- Wake Forest
- Memphis
- Texas
- Kansas State

Others receiving votes:

San Diego State 94, Navy 75, UCF 24, Louisiana Tech 22, Indiana 18, Texas A&M 16, Washington 15, Oklahoma State 7, Iowa State 3, UAB 3, Arizona State 3, Air Force 3, Virginia Tech 3, Wyoming 2, Virginia 2

2019 PRESEASON ALL-MW

Off. Player of the Year: Jordan Love, QB, Utah State
Def. Player of the Year: Curtis Weaver, DL, Boise State
ST Player of the Year: Cooper Rothe, PK, Wyoming

Offense

QB Jordan Love, Utah State
 WR John Hightower, Boise State
WR Cedric Byrd II, Hawai'i
 RB Juwan Washington, San Diego State
 RB Toa Taua, Nevada
 OL Ezra Cleveland, Boise State
 OL John Molchon, Boise State
 OL Jake Nelson, Nevada
 OL Keith Ismael, San Diego State
 OL Justin Polu, UNLV
 TE Jared Rice, Fresno State

Defense

DL Jordan Jackson, Jr., Air Force
 DL David Moa, Boise State
 DL Curtis Weaver, Boise State
 DL Tipa Galeai, Utah State
 LB Mykal Walker, Fresno State
 LB Kyahva Tezino, San Diego State
 LB David Woodward, Utah State
 DB Jeremy Fejedelem, Air Force
 DB Juju Hughes, Fresno State
 DB Tariq Thompson, San Diego State
 DB DJ Williams, Utah State

Specialists

P Ryan Stonehouse, Colorado State
 PK Cooper Rothe, Wyoming
 KR/PR Savon Scarver, Utah State

2019 MW PRESEASON POLL

West Rank (1st Place Votes)	Points
1. Fresno State (17)	122
2. San Diego State (3)	106
3. Nevada	74
4. Hawai'i (1)	67
5. UNLV	51
6. San José State	21

Mountain Rank (1st Place Votes)	Points
1. Boise State (15)	120
2. Utah State (6)	108
3. Air Force	73
4. Wyoming	66
5. Colorado State	52
6. New Mexico	22



PLAYERS OF THE WEEK

Offense

S 2 _____ **Cedric Byrd II, UH**
 S 9 _____ **JoJo Ward, UH**
 S 16 _ Donald Hammond III, AFA
 S 23 _____ Josh Love, SJSU
 S 30 _____ **Cole McDonald, UH**
 O 7 _____ Josh Love, SJSU
 O 14 _____ Warren Jackson, CSU
 O 21 _____ Mike Schmidt, AFA
 O 28 _____ Xazavian Valladay, WYO
 N 4 _____
 N 11 _____
 N 18 _____
 N 25 _____
 D 2 _____

Defense

S 2 _____ Alijah Halliburton, WYO
 S 9 _____ Kyahva Tezino, SDSU
 S 16 _____ Jeremy Fejedelem, AFA
 S 23 _____ Bobby Brown II, SJSU
 S 30 _____ David Woodward, USU
 O 7 _____ Luq Barcoo, SDSU
 O 14 _____ Javin White, UNLV
 O 21 _____ Justin Rice, FRES
 O 28 _____ Logan Stewart, CSU
 N 4 _____
 N 11 _____
 N 18 _____
 N 25 _____
 D 2 _____

Special Teams

S 2 _____ Brandon Talton, NEV
 _____ Eric Sachse, BSU
 S 9 _____ Matt Araiza, SDSU
 S 16 _____ Brandon Talton, NEV
 S 23 _____ Dominik Eberle, USU
 S 30 _____ Savon Scarver, USU
 O 7 _____ Matt Mercurio, SJSU
 O 14 _____ Brandon Talton, NEV
 O 21 _____ Brandon Hecklen, SDSU
 O 28 _____ Matt Mercurio, SJSU
 N 4 _____
 N 11 _____
 N 18 _____
 N 25 _____
 D 2 _____

OFFENSE

LT	75	Ilm Manning	6-4	280	So	Glendale, Ariz.
	78	Ernest Moore	6-8	300	Jr	San Francisco, Calif.
LG	57	J.R. Hensley	6-5	320	Sr	Edmond, Okla.
	76	Michael Eletise	6-3	325	Jr	Honolulu, O'ahu
C	63	Taaga Tuulima	6-2	310	Jr	'Ewa Beach, O'ahu
	61	Eliki Tanuvasa	6-2	320	So	Honolulu, O'ahu
RG	52	Solo Vaipulu	6-2	300	So	Riverside, Calif.
	72	Kohl Levao	6-6	340	Sr	Aberdeen, Wash.
RT	74	Gene Pryor	6-3	305	Jr	Visalia, Calif.
	58	Joey Nu'uuanu-Kuhi'iki	6-3	290	Jr	Wai'anae, O'ahu
WR	23	Jared Smart	6-0	190	Jr	Dublin, Calif.
	84	Nick Mardner	6-5	190	Fr.	Mississauga, Ont., Canada
WR	3	Jason-Matthew Sharsh	6-0	190	Sr	Honolulu, O'ahu
	85	Lincoln Victor	5-10	165	Fr	West Camas, Calif.
WR	6	Cedric Byrd II	5-9	175	Sr	Los Angeles, Calif.
	4	Kumoku Noa	5-11	175	Jr	Honolulu, O'ahu
WR	9	JoJo Ward	5-9	175	Sr	Waco, Texas
	15	Jonah Panoke	6-2	185	Fr	Honolulu, O'ahu
RB	21	Fred Holly III -or-	6-0	200	Jr	Riverside, Calif.
	26	Miles Reed	5-8	190	So	Corona, Calif.
QB	13	Cole McDonald	6-4	220	Jr	La Mirada, Calif.
	12	Chevan Cordeiro	6-1	190	Fr	Honolulu, O'ahu

DEFENSE

DE	49	Manly Williams	6-2	245	Sr	Honolulu, O'ahu
	43	Mason Vega	6-3	275	Jr	Rancho Cucamonga, Calif
NT	55	Blessman Ta'ala	6-1	300	So	Aua, American Samoa
	69	Azia Se'e'i	5-11	275	Sr	Honolulu, O'ahu
DT	95	Kendall Hune	6-3	285	Sr	Carmel, Ind.
	92	DJuan Matthews	5-11	280	Jr	Houston, Texas
DE	96	Kaimana Padello	6-0	225	Sr	Millilani, O'ahu
	48	Derek Thomas	6-3	225	Jr	Huntington Beach, Calif.
LB	27	Solomon Matautia	6-1	230	Sr	'Ewa Beach, O'ahu
	15	Paul Scott	6-1	210	So	Oakland, Calif.
LB	2	Jeremiah Pritchard	6-0	225	Jr	Leone, American Samoa
	12	Kana'i Picanco -or-	6-1	225	Sr	Kane'ohe, O'ahu
	53	Darius Muasau	6-1	225	Fr	'Ewa Beach, O'ahu
NB	8	Eugene Ford	6-2	200	Jr	Venice, Calif.
	24	Kai Kaneshiro	6-2	180	Fr	Honolulu, O'ahu
CB	18	Cortez Davis	5-11	180	Jr	Decatur, Ga.
	23	Akil Francisco	6-1	170	So	Alameda, Calif.
S	3	Kalen Hicks	6-3	215	Sr	Las Vegas, Nev.
	22	Ikem Okeke	6-0	200	Sr	Las Vegas, Nev.
S	5	Khoury Bethley	5-10	200	So	Chino, Calif.
	29	Donovan Dalton	6-4	200	So	Apple Valley, Minn.
CB	4	Rojesterman Farris II	6-1	185	Sr	Coral Springs, Fla.
	21	Michael Washington	6-0	165	Fr	Monrovia, Calif.

SPECIALISTS

PK	17	Ryan Meszell	6-0	185	Sr	Gold Coast, Australia
	52	Michael Boyle	6-1	175	Fr	Washougal, Wash.
KO	17	Ryan Meszell	6-0	185	Sr	Gold Coast, Australia
	52	Michael Boyle	6-1	175	Fr	Washougal, Wash.
P	9	Stan Gaudion	6-3	210	Jr	Melbourne, Australia
	36	Ben Scruton	6-1	200	Sr	Melbourne, Australia
LS	44	Wyatt Tucker	5-10	205	Jr	Chino Hills, Calif.
	97	Zach Ritner	6-3	240	Fr	Mission Viejo, Calif.
HOLD	9	Stan Gaudion	6-3	210	So	Melbourne, Australia
PR	6	Cedric Byrd II	5-9	175	Sr	Los Angeles, Calif.
	9	JoJo Ward	5-9	175	Sr	Waco, Texas
KR	85	Lincoln Victor	5-10	165	Fr	West Camas, Calif.
	23	Jared Smart	6-0	190	Jr	Dublin, Calif.

PRONUNCIATION CHART

(Alphabetical order)

Name	Pronunciation
Kamali'i Akina	ka-ma-LEE-E • ah-KEY-na
Samuella Akoteu	sam-YEW-eh-lah ah-KO-tay-ooh
Hoku Arias	ho-koo
Justice Augafa	owng-afa
Ramsey Aviu	ah-VEE-you
Payton Awaya	ah-why-ah
Kamuela Borden	ka-moo-eh-la
Chevan Cordeiro	shev-an cor-DARE-oh
Mekel Ealy	meh-kel
Michael Eletise	eh-lay-TEE-say
Wesley Faagau	fah-un-gow
Rojesterman Farris	roe-jester-mun
Steven Fiso	fee-so
Akil Francisco	ah-keel
Dayton Furuta	fuh-ROO-tuh
Stan Gaudion	gaw-dee-an
Emil Graves	E-mill
Tauivi Ho Ching	taw-ee-vee
Kahale Huddleston	kah-HA-lay
Grey Ihu	E-hoo
Jonah Kahahawai-Welch	ka-ha-ha-why
Kalani Kamakawiwo'ole	ka-LAH-nee ka-ma-ka-VEE-vo-oh-lay
Kila Kamakawiwo'ole	KEY-lah
Noa Kamana	no-ah • kah-MAH-nah
Kai Kaneshiro	kah-nay-SHE-row
Alema Kapoi	uh-leh-ma • kuh-POY
Hekili Keliiliki	hey-KEY-lee kay-LEE-E-lee-key
Kalamaku Kuewa	kah-la-ma-koo • koo-eh-va
Jonah La'ulu	la-OO-loo
Kohl Levao	le-vow
Ilm Manning	elm
Makai Manuwai	mah-kye • mah-new-why
Mason Mata'afa	mah-TAH-ah-fa
Solomon Matautia	mah-TAO-tee-ah
Eperone Moananu	ep-er-row-nay • mo-ah-NAH-new
Arsi Mose	ah-rah-see • moh-say
Darius Muasau	moo-uh-saaw
Kumoku Noa	coo-mo-coo • noah
Joey Nu'uuanu-Kuhi'iki	new-OO-ah-new coo-he-E-key
Ikem Okeke	E-come • oh-kay-kay
Kaimana Padello	kye-mah-nah
Jonah Panoke	pa-NO-kay
Penei Pavihi	pe-nay • pa-VEE-hee
Fanupo Peapealalo	fah-NEW-po pay-ah-pay-ah-la-low
Kana'i Picanco	kuh-nuh-ee • pecan-so
Azia Se'e'i	ah-ZAH-yah • SAY-eh
Foi Shaw	foi - rhymes with boy
Samson Siilata	see-E-LAH-ta
Alesana Sunia	ah-lay-sah-nah • soo-nee-ah
Blessman Ta'ala	ta-AH-la
Eliki Tanuvasa	e-LEE-kee • tah-new-VAH-sah
Taaga Tuulima	tah-un-gah • too-oo-lee-mah
Justin Uahinui	OO-ahi-new-ee
Kauka Umiamaka	cow-ka • OO-me-ah-MAH-ka
Solo Vaipulu	vie-POO-loo
Bubba Wa'a	wah-ah

ALPHABETICAL

No	Name	Pos
18	Boone Abbott	QB
19	Kamali'i Akina	QB
91	Samuella Akoteu	DL
35	Jaden Allen	WR
36	Hoku Arias	LB
11	Justice Augafa	DB
53	Ramsey Aviu	OL
45	Payton Awaya	LB
71	Stephen Bernal-Wendt	DL
5	Khoury Bethley	DB
86	Chance Beyer	WR
10	Mark Blocker	DL
30	Kamuela Borden	OL
56	Zach Bowers	LB
52	Michael Boyle	PK
38	Keliam Brunn	WR
6	Cedric Byrd II	WR
59	Andrew Choi	DL
12	Chevan Cordeiro	QB
29	Donovan Dalton	DB
16	Zach Daniel	QB
18	Cortez Davis	DB
80	Mekel Ealy	WR
76	Michael Eletise	OL
68	Ra Elkington	OL
28	Nalu Emerson	DB
61	Wesley Faagua	LB
4	Rojesterman Farris II	DB
33	Steven Fiso	DB
8	Eugene Ford	DB
23	Akil Francisco	DB
87	Robert Funkhouser	WR
7	Dayton Furuta	RB
9	Stan Gaudion	P
89/59	Emil Graves	OL
34	James Green III	DB
57	J.R. Hensley	OL
3	Kalen Hicks	DB
57	Parker Higgins	LB
60	Caden Hilborn	OL
46	Tauivi Ho Ching	LB
21	Fred Holly III	RB
95	Kendall Hune	DL
81	Grey Ihu	WR
88	John Johnson	WR
42	Jonah Kahahawai-Welch	DL
40	Chance Kalaugher	DL
54	Kalani Kamakawiwo'ole	DL
58	Kila Kamakawiwo'ole	LB
47	Noa Kamanā	DB
24	Kai Kaneshiro	DB
94	Alema Kapoi	DL
35	Jeffery Keene	DL
44	Hekili Keliiliki	RB
25	Travon Killins	DB
39	Kalamaku Kuewa	DB
99	Jonah Lauulu	DL
26	Leonard Lee	DB
72	Kohl Levao	OL
75	Iim Manning	OL
51	Makai Manuwai	OL
84	Nick Mardner	WR
37	Alakai Mashima	DB
93	Mason Mataafa	DL
27	Solomon Matautia	LB
92	Djuan Matthews	DL
13	Cole McDonald	QB
17	Ryan Meszell	PK

NUMERICAL

No	Name	Pos	Ht	Wt	Cl	Exp	Hometown/Last School
1	Penei Pavihi	LB	6-3	245	Jr.	2L	Pago Pago, American Samoa (Tafuna HS)
2	Jeremiah Pritchard	LB	6-0	230	Jr.	2L	Leone, American Samoa (Silverado HS)
3	Jason-Matthew Sharsh	WR	6-0	190	Sr.	1L	Honolulu, O'ahu (Santa Barbara City College)
3	Kalen Hicks	DB	6-3	215	Sr.	3L	Las Vegas, Nev. (Bishop Gorman HS)
4	Kumoku Noa	WR	5-11	175	Jr.	1L	Honolulu, O'ahu (Kamehameha Schools-Kapālama)
4	Rojesterman Farris II	DB	6-1	185	Sr.	3L	Coral Springs, Fla. (Coral Springs Charter HS)
5	Khoury Bethley	DB	5-10	200	So.	1L	Chino, Calif. (Don Lugo HS)
6	Cedric Byrd II	WR	5-9	175	Sr.	1L	Los Angeles, Calif. (Long Beach City College)
7	Dayton Furuta	RB	5-11	250	Sr.	3L	Mililani, O'ahu (Mililani HS)
8	Eugene Ford	DB	6-2	200	Jr.	2L	Venice, Calif. (University HS)
9	JoJo Ward	WR	5-9	175	Sr.	1L	Waco, Texas (Tyler JC)
9	Stan Gaudion	P	6-3	210	Jr.	2L	Melbourne, Australia (Scotch College)
10	Mark Blocker II	DL	6-3	230	Fr.	HS	Los Angeles, Calif. (Lawndale HS)
11	Justin Uahinui	QB	6-3	195	So.	SQ	Honolulu, O'ahu (Farrington HS)
11	Justice Augafa	DB	5-11	210	Sr.	1L	Anchorage, Alaska (LA Harbor College)
12	Chevan Cordeiro	QB	6-1	190	Fr.	RS	Honolulu, O'ahu (Saint Louis School)
12	Kana'i Picanco	LB	6-1	225	Sr.	1L	Kane'ohe, O'ahu (Pima CC)
13	Cole McDonald	QB	6-4	220	Jr.	2L	La Mirada, Calif. (Sonora HS)
14	James Phillips	WR	5-9	155	So.	JC	Menifee, Calif. (Mt. San Jacinto College)
15	Jonah Panoke	WR	6-2	185	Fr.	HS	Honolulu, O'ahu (Saint Louis School)
15	Paul Scott	LB	6-1	210	So.	1L	Oakland, Calif. (McClymonds Senior HS)
16	Zach Daniel	QB	6-0	190	Fr.	HS	Houston, Texas (The Kinkaid School)
17	Ryan Meszell	PK	6-0	185	Sr.	2L	Gold Coast, Australia (Lewis & Clark CC)
17	Isaiah Tufaga	LB	6-2	225	So.	TR	La'ie, O'ahu (Oregon State)
18	Boone Abbott	QB	6-2	175	Fr.	HS	Highland, Utah (American Fork HS)
18	Cortez Davis	DB	5-11	180	Jr.	JC	Dacula, Ga. (Itawamba CC)
19	Kamali'i Akina	QB	5-11	180	Jr.	JC	Stanford, Calif. (San Mateo College)
20	Zach Wilson	DB	6-1	185	Jr.	2L	Upland, Calif. (Mt. San Antonio College)
21	Fred Holly III	RB	6-0	200	Jr.	2L	Riverside, Calif. (Norte Vista HS)
21	Michael Washington	DB	6-0	165	Fr.	HS	Monrovia, Calif. (Monrovia HS)
22	Ikem Okeke	DB	6-0	200	Sr.	3L	Las Vegas, Nev. (Bishop Gorman HS)
23	Jared Smart	WR	6-0	190	Jr.	JC	Dublin, Calif. (Laney College)
23	Akil Francisco	DB	6-1	170	So.	1L	Alameda, Calif. (Encinal HS)
24	Kai Kaneshiro	DB	6-2	180	Fr.	RS	Honolulu, O'ahu (Saint Louis)
25	Travon Killins	DB	6-0	175	Fr.	HS	Daytona Beach, Fla. (Spruce Creek HS)
26	Miles Reed	RB	5-8	190	So.	1L	Corona, Calif. (Centennial HS)
26	Leonard Lee	DB	6-1	190	Jr.	JC	Wahiawa, O'ahu/Pima CC
27	Solomon Matautia	LB	6-1	230	Sr.	3L	'Ewa Beach, O'ahu (Campbell HS)
28	Nalu Emerson	DB	6-1	205	Fr.	HS	Kahuku, O'ahu (Kahuku HS)
29	Donovan Dalton	DB	6-4	200	So.	1L	Apple Valley, Minn. (Saguaro HS)
30	Kamuela Borden	DL	6-4	250	So.	1L	Pearl City, O'ahu ('Iolani School)
31	Tiger Peterson	DB	6-1	195	Fr.	HS	Waianae, O'ahu (Kamehameha Schools-Kapālama)
33	Steven Fiso	DB	6-2	190	Fr.	HS	Aua, American Samoa (Faga'itua HS)
34	KK Padello	RB	5-11	220	Sr.	1L	Mililani, O'ahu (Southern Oregon)
34	James Green III	DB	5-11	175	Fr.	RS	Cathedral City, Calif. (Cathedral City HS)
35	Jaden Allen	WR	5-9	165	Fr.	HS	Covina, Calif. (Bishop Amat HS)
35	Jeffery Keene	DL	6-4	230	Sr.	1L	Temple Hills, Md. (Fort Scott [Kan.] CC)
36	Hoku Arias	LB	6-0	205	Fr.	HS	Honolulu, O'ahu (Kamehameha Schools-Kapālama)
36	Ben Scruton	P	6-1	200	Sr.	3L	Melbourne, Australia (Melbourne University)
37	Alaka'i Mashima	DB	5-11	175	So.	1L	Kapolei, O'ahu (Punahou School)
38	Keliam Brunn	WR	6-0	185	Fr.	RS	Wahiawa, O'ahu (Saint Louis School)
38	Brody Padilla	DB	5-11	170	Jr.	JC	'Ewa Beach, O'ahu (College of the Canyons)
39	Kalamaku Kuewa	DB	6-0	200	Fr.	RS	Kailua, O'ahu (Kamehameha Schools-Kapālama)
40	Chance Kalaugher	DL	6-6	240	Jr.	JC	Honolulu, Oahu (Saddleback College)
42	Jonah Kahahawai-Welch	DL	6-2	230	Fr.	RS	Kailua, O'ahu (Kamehameha Schools-Kapālama)
43	Mason Vega	DL	6-3	275	Jr.	JC	Rancho Cucamonga, Calif. (Chaffey College)
44	Hekili Keliiliki	RB	6-2	225	So.	1L	Bentonville, Ark. (Bentonville HS)
44	Wyatt Tucker	LS	5-10	205	So.	RS	Chino Hills, Calif. (Whittier College)
45	Payton Awaya	LB	6-0	210	So.	SQ	Honolulu, O'ahu (Kalani HS)
46	Tauivi Ho Ching	LB	6-1	230	Jr.	JC	Nu'uuli, American Samoa (Mt. San Antonio)
47	Noa Kamanā	DB	6-0	185	So.	TR	Honolulu, O'ahu (Pacific Univeristy)
48	Derek Thomas	DL	6-3	225	Jr.	1L	Huntington Beach, Calif. (Cerritos College)
49	Manly Williams	DL	6-2	245	Sr.	3L	Honolulu, O'ahu (Farrington HS)
50	Justus Tavai	DL	6-3	295	So.	RS	Inglewood, Calif. (El Camino College)
51	Makai Manuwai	DL	6-1	280	Jr.	1L	Medford, Ore. (South Medford HS)
52	Solo Vaipulu	OL	6-2	300	So.	1L	Riverside, Calif. (Corona Centennial HS)
52	Michael Boyle	PK	6-1	175	Fr.	1L	Washougal, Wash. (Camas HS)
53	Ramsey Aviu	OL	6-2	300	So.	SQ	'Aiea, O'ahu ('Aiea HS)

NUMERICAL

No	Name	Pos	Ht	Wt	Cl	Exp	Hometown/Last School
53	Darius Muasau	LB	6-1	225	Fr.	HS	'Ewa Beach, O'ahu (Mililani HS)
54	Kalani Kamakawiwo'ole	DL	6-0	220	Fr.	HS	Honolulu, O'ahu (Kamehameha Schools-Kapālama)
55	Micah Vanterpool	OL	6-6	315	So.	1L	Phoenix, Ariz. (Phoenix Central HS)
55	Blessman Ta'ala	DL	6-1	300	So.	1L	Aua, American Samoa (Faga'itua HS)
56	Zach Bowers	LB	6-0	215	Fr.	HS	Chandler, Ariz. (Chandler HS)
57	J.R. Hensley	OL	6-5	320	Sr.	3L	Edmond, Okla. (Edmond Santa Fe HS)
57	Parker Higgins	LB	5-11	225	Jr.	TR	Honolulu, O'ahu (Arizona State)
58	Joey Nu'uuanu-Kuhi'iki	OL	6-3	290	Jr.	2L	Wai'anae, O'ahu (Wai'anae HS)
58	Kila Kamakawiwo'ole	LB	6-0	220	Fr.	HS	Honolulu, O'ahu (Saint Louis School)
59	Andrew Choi	DL	6-0	230	Fr.	RS	Honolulu, O'ahu (Kaiser HS)
60	Caden Hilborn	OL	6-5	285	Fr.	HS	Salt Lake City, Utah (Highland HS)
61	Eliki Tanuvasa	OL	6-2	320	So.	TR	Honolulu, O'ahu (Eastern Illinois)
61	Wesley Faagau	LB	6-0	220	Jr.	1L	Wai'anae, O'ahu (Kamehameha Schools-Kapālama)
62	Doug Russell	DL	6-5	290	So.	SQ	Seattle, Wash. (O'Dea HS)
63	Taaga Tuulima	OL	6-2	310	Jr.	2L	'Ewa Beach, O'ahu ('Iolani School)
64	Kauka Umiamaka	OL	6-4	310	Fr.	HS	Kane'ohe, O'ahu (Castle HS)
65	Elias Wong	OL	6-2	315	Fr.	RS	Waimanalo, O'ahu (Kailua HS)
66	Eperone Moananu	DL	6-2	290	Sr.	3L	Pago Pago, American Samoa (Tafuna HS)
67	Bubba Wa'a	OL	6-2	295	Fr.	HS	Hau'ula, O'ahu (Crescent Valley HS)
68	Ra Elington	OL	6-5	340	So.	SQ	La'ie, O'ahu (Kahuku HS)
69	Azia Se'ei	DL	5-11	275	Sr.	1L	Honolulu, O'ahu (William Penn University)
70	Arasi Mose	OL	6-5	345	Fr.	HS	Honolulu, O'ahu (Saint Louis School)
71	Stephan Bernal-Wendt	DL	6-1	310	So.	1L	Honolulu, O'ahu (Salesian HS)
72	Kohl Levao	OL	6-6	340	Sr.	1L	Aberdeen, Wash. (CC of San Francisco)
74	Gene Pryor	OL	6-3	305	Jr.	RS	Visalia, Calif. (College of the Sequoias)
75	Ilim Manning	OL	6-4	280	So.	1L	Glendale, Ariz. (Apollo HS)
76	Michael Eletise	OL	6-3	325	Jr.	TR	Honolulu, O'ahu (Arizona)
77	Alesana Sunia	OL	6-3	320	Jr.	2L	Leone, American Samoa (Leone HS)
78	Ernest Moore	OL	6-8	300	Jr.	RS	San Francisco, Calif. (CC of San Francisco)
79	Samson Siilata	DL	6-3	255	Fr.	HS	Kane'ohe, O'ahu (Kahuku HS)
80	Mekel Ealy	WR	6-3	180	Fr.	HS	Antioch, Calif. (Freedom HS)
81	Grey Ihu	WR	6-0	180	Jr.	TR	Kane'ohe, O'ahu (Campbellsville University)
84	Nick Mardner	WR	6-5	190	Fr.	RS	Mississauga, Ont., Canada (Clarkson Secondary)
85	Lincoln Victor	WR	5-10	165	Fr.	HS	West Camas, Wash. (Union HS)
86	Chance Beyer	WR	5-10	180	Fr.	HS	Honolulu, O'ahu (Saint Louis School)
87	Robert Funkhouser	WR	5-11	170	Fr.	RS	Danville, Calif. (San Ramon Valley HS)
88	John Johnson	WR	5-11	190	Jr.	RS	Warner Robins, Ga. (Antelope Valley College)
89/59	Emil Graves	OL	6-3	275	Sr.	1L	Lynwood, Calif. (Fullerton College)
90	Fanupo Peapealalo	DL	6-3	265	Sr.	SQ	Oceanside, Calif. (Graceland University)
91	Samuuela Akoteu	DL	6-2	280	Sr.	3L	Inglewood, Calif. (Junipero Serra HS)
92	DJuan Matthews	DL	5-11	280	Jr.	JC	Houston, Texas (Blinn College)
93	Mason Mataafa	DL	6-4	235	Jr.	1L	Santa Ana, Calif. (Orange Coast College)
94	Alema Kapoi	DL	6-0	270	So.	TR	Kapolei, O'ahu (Navy)
95	Kendall Hune	DL	6-3	285	Sr.	1L	Carmel, Ind. (Eastern Arizona College)
96	Kaimana Padello	DL	6-0	225	Sr.	3L	Mililani, O'ahu (Mililani HS)
97	Zach Ritner	DL	6-3	240	Fr.	RS	Mission Viejo, Calif. (Capistrano Valley HS)
98	Foi Shaw	DL	6-0	320	Fr.	RS	Kane'ohe, O'ahu (Farrington HS)
99	Jonah Lauulu	DL	6-5	280	Fr.	RS	Las Vegas, Nev. (Centennial HS)

ALPHABETICAL

No	Name	Pos
66	Eperone Moananu	DL
78	Ernest Moore	OL
70	Arasi Mose	OL
53	Darius Muasau	LB
4	Kumoku Noa	WR
58	Joey Nu'uuanu-Kuhi'iki	OL
22	Ikem Okeke	DB
38	Brody Padilla	DB
34	KK Padello	RB
96	Kaimana Padello	DL
15	Jonah Panoke	WR
1	Penei Pavihi	LB
90	Fanupo Peapealalo	DL
31	Tiger Peterson	DB
14	James Phillips	WR
12	Kana'i Picanco	LB
2	Jeremiah Pritchard	LB
74	Gene Pryor	OL
26	Miles Reed	RB
97	Zach Ritner	DL
62	Doug Russell	DL
15	Paul Scott	LB
36	Ben Scruton	P
69	Azia Seei	DL
3	Jason-Matthew Sharsh	WR
98	Foi Shaw	DL
79	Samson Siilata	DL
23	Jared Smart	WR
77	Alesana Sunia	OL
55	Blessman Ta'ala	DL
61	Eliki Tanuvasa	OL
50	Justus Tavai	DL
48	Derek Thomas	DL
44	Wyatt Tucker	LS
17	Isaiah Tufaga	LB
63	Taaga Tuulima	OL
11	Justin Uahinui	QB
64	Kauka Umiamaka	OL
52	Solo Vaipulu	OL
55	Micah Vanterpool	OL
43	Mason Vega	DL
85	Lincoln Victor	WR
67	Kaimana Wa'a	OL
9	JoJo Ward	WR
21	Michael Washington	DB
49	Manly Williams	DL
20	Zach Wilson	DB
65	Elias Wong	OL

STAFF

Head Coach: Nick Rolovich, 4th season

Associate Head Coach/Offensive Coordinator/RBs: Brian Smith

Assistant Head Coach/Inside Linebackers: Mark Banker

Defensive Coordinator/Safeties: Corey Batoon

Special Teams Coordinator: Michael Ghobrial

Passing Game Coordinator/Quarterbacks: Craig Stutzmann

Offensive Line: Mark Weber

Wide Receivers: Andre Allen

Defensive Line: Ricky Logo

Cornerbacks: Abe Elimimian

Outside Linebackers: Jacob Yoro

Director of Football Athletic Performance: Dwain Bradshaw

Chief of Staff: Jason Cvercko

Director of Football Operations: Myles Gota

Video Coordinator: Olivia Vea

Recruiting Quality Control: Josh Omura

Graduate Assistants: Rafael Aguilar, Brodie Nakama, Va'a Niumatalolo, Jack Perez

Quality Control: Woody Blevins, Kolney Cassel, Johnnie Mack, Ryan Matviko

as of Oct. 21, 2019

STAFF PRONUNCIATIONS

Name	Pronunciation
Abe Elimimian	elum-im-e-un
Michael Ghobrial	go-BREE-al
Ricky Logo	loan-go
Mark Weber	web-ber
Jacob Yoro	yo-row

MEDIA INFORMATION	ALOHA STADIUM INFORMATION	MW BOWL AFFILIATIONS
MEDIA RELATIONS FOOTBALL CONTACTS	PARKING GATES: Upper and Lower Halawa parking lot (Gates 3 & 4) opens 5 hours prior to kickoff while all other gates (UH Reserved) will open 4 hours prior. Parking is \$8.	NEW MEXICO BOWL
Derek Inouchi, Media Relations Director Office: (808) 956-4478 ▶ Cell: (808) 954-0234 E-mail: inouchi@hawaii.edu	Alternates parking is available at: ▶ Leeward Community College (FREE parking with \$3/person RT shuttle service). Shuttle runs 2.5 hours prior to kickoff until 1 hour after the game. ▶ Radford High School beginning 3.5 hours prior to kickoff to 1 hour after the game (\$5 parking with no shuttle service).	Dec. 21 ▶ Albuquerque, N.M.; Dreamstyle Stadium 12:00 p.m. MT ▶ TV: ESPN MW vs. Conference USA
Neal Iwamoto, Asst. Media Relations Director Office: (808) 956-9748 ▶ Cell: (808) 375-6819 E-mail: mstambau@hawaii.edu	▶ Stadium Marketplace beginning 6 hours prior to kickoff to 1 hour after the game (\$8 parking with no shuttle service)	MITSUBISHI MOTORS LAS VEGAS BOWL Dec. 21 ▶ Las Vegas, Nev.; Sam Boyd Stadium 4:30 p.m. PT ▶ TV: ABC MW vs. Pac-12
INTERVIEW POLICY	STADIUM GATES: Stadium turnstiles open 1.5 hours prior to kickoff.	SOFI HAWAI'I BOWL
Contact the UH Sports Media Relations Office to arrange player or coach interviews at least 24 hours in advance. Players and coaches will be available for interviews after practice on Tuesday and Wednesday. Every effort will be made to accommodate interview requests but players will not be asked to miss class, study hall, practices, or medical treatment. Players mobile or home numbers will not be released by the Sports Media Relations Office.	BAG POLICY: Each person is allowed one bag that does not exceed 12" x 6" x 12" in size. In addition, each person will be allowed to hand carry a blanket, poncho or jacket, along with a soft sided seat cushion. Exceptions will only be made for medically necessary items, after proper inspection at a gate designated for this purpose.	Dec. 24 ▶ Honolulu, HI ▶ Aloha Stadium 3:00 p.m. HT ▶ TV: ESPN MW vs. Conference USA/BYU
MEDICAL POLICY	CONTRABAND ITEMS: Weapons, noise makers, illegal narcotics, outside food or beverages, cans or bottles, umbrellas, coolers, fireworks, inflatable objects, confetti, balloons, laser pointers, poles or sticks, skateboards, scooters, rollerblades, bicycles, animals (except service animals), motorized remote controlled devices (drones) and/or any item that may pose a health or safety issue to guests and/or employees. Smoking is prohibited except within a posted designated smoking area. (this includes vapor and electronic cigarettes).	ARIZONA BOWL
The UH Sports Media Relations Office abides by federal law pertaining to the releasing of injury information. We will not disseminate any information about a student-athletes' injury without written consent. The only information given to the media will be if a student-athlete is "probable," "questionable," or "doubtful" to play. However, the student-athlete may release information about his/her injury.	TRAFFIC ADVISORY: Updates on ESPN Honolulu (92.7FM and 1420 AM), Twitter (@AlohaStadiumHI) and Facebook (AlohaStadiumHI).	Dec. 31 ▶ Tucson, Ariz.; Arizona Stadium Time: 1:30 p.m. PT ▶ TV: CBSSN MW vs. Sun Belt
WE ARE THE "RAINBOW WARRIORS"	UH FOOTBALL EXPRESS: Air-conditioned bus transportation to Aloha Stadium is available throughout O'ahu by Roberts Hawaii's "UH Football Express." Season passes can be purchased for \$136 for all eight games, \$119 for seven games, or \$20 for one game. Reservations for the UH Football Express are required for all round-trips and may be made online at UHFootballExpress.com, or by calling Roberts Hawaii at 808-954-8625.	FAMOUS IDAHO POTATO BOWL
When referring to the UH football team, please use the nickname "Rainbow Warriors." In an effort to standardize its nicknames, on July 1, 2013, the University of Hawai'i officially changed its men's team nickname to "Rainbow Warriors." The school's women's teams are still referred to as "Rainbow Wahine." The word "Wahine" (pronounced wah-HEE-nay) means woman in the Hawaiian language. The rainbow has been part of UH's nickname since 1923.	Pick-up locations are: Hawai'i Kai Park n' Ride; Kahala Mall curbside near Bank of Hawaii; and Honolulu at Mohukona Street.	Jan. 3 ▶ Boise, Idaho; Albertsons Stadium 1:30 p.m. MT ▶ TV: ESPN MW vs. MAC
WHAT'S AN 'OKINA?	TICKET INFORMATION	LOCKHEED MARTIN ARMED FORCES BOWL
What's that punctuation mark in the word Hawai'i? A: In the Hawaiian language, it's called an 'okina, which translated literally in English means separator. Phonetically it is referred to as a glottal stop, similar to the sound that would be made in the English oh-oh. The 'okina is actually a letter in the Hawaiian language and typed out looks like a backwards, inverted apostrophe. The practice of the UH Sports Media Relations office is to use the 'okina in all Hawaiian words in which they occur.	Fans can purchase individual game tickets online at HawaiiAthletics.com and print them from their home computer. They can also visit the Stan Sheriff Center Box Office and Aloha Stadium Box Office (M-F, 9 a.m. until 5 p.m.) or call 944-2697 during the same hours. UH Manoa students receive admission to home games by presenting a valid UH identification card.	Jan. 4 ▶ Dallas, Texas; Amon G. Carter Stadium 10:30 a.m. CT ▶ TV: ESPN MW vs. Big Ten
COLLEGEPRESSBOX.COM	Section	FUTURE SCHEDULES
Collegepressbox.com is the official media website for Division I football. Access and download weekly game notes, quotes, statistics, media guides, headshots, logos and more for each conference and its member schools. Register for access at: collegepressbox.com/register.	Price	2020
POST-GAME PRESS CONFERENCE	Sideline \$42-97	Date
Head coach Nick Rolovich and selected players will be available at the Aloha Stadium Hospitality Room approximately 15 minutes after each home game. The media will NOT be allowed to conduct interviews with players and coaches on the field or in the locker room. There will be a 10-minute "cooling off" period for all games (home and away).	South Endzone (Adult) \$42-52 South Endzone (Orange: Senior Citizen [65+]) \$37 South Endzone (Orange: Student [4-HS]) \$32 North Endzone (Orange, Blue & Brown: Adult) \$37 North Endzone (Orange, Blue & Brown: Senior Citizen) \$27 North Endzone (Orange, Blue & Brown: Adult: Student) \$22	Opponent
		Site

UH's RECORD WHEN...

	2019	2018	Under
	Overall	Overall	Rolo
Overall Record	5-3	8-6	23-25
MW Record	2-2	5-3	12-16
Non-Conference	3-1	3-3	11-9
Home	3-1	5-3	14-11
Away	2-2	3-3	9-13
Neutral	-	-	0-1
Day Games	2-1	1-1	6-9
Night Games	3-2	7-5	17-16
On National Television	2-3	3-4	6-17
In August	1-0	1-0	3-1
In September	3-1	4-1	9-7
In October	1-2	1-3	6-9
In November	-	2-1	4-7
In December	-	0-1	1-1
Against A.P. Top 25 Teams	0-2	0-1	0-5
Against A.P. Top 10 Teams	-	-	0-1
vs. Non-Ranked Teams	5-1	8-5	23-20
On Natural Grass	-	1-1	1-4
On Artificial Turf	5-3	7-5	22-21
When UH Scores First	4-1	6-3	14-6
Opponent Scores First	1-2	2-3	8-19
Leading After 1st Quarter	4-0	4-1	11-2
Behind After 1st Quarter	1-3	4-4	8-18
Tied After 1st Quarter	-	0-1	4-5
Leading At Halftime	4-0	5-1	16-1
Behind At Halftime	1-3	2-5	4-21
Tied At Halftime	-	1-0	3-3
Leading After 3rd Quarter	3-0	5-0	15-0
Behind After 3rd Quarter	0-3	2-6	4-23
Tied After 3rd Quarter	2-0	1-0	4-2
Overtime	-	2-0	3-1
Scoring 20 points or less	0-1	1-3	2-10
Scoring 21 points or more	5-2	7-3	21-15
Scoring 30 points or more	5-1	7-0	21-3
Scoring 40+	3-0	5-0	12-0
Allowing 10 points or less	1-0	-	1-0
Allowing 20 points or less	1-0	1-0	6-0
Allowing 21 points or more	3-3	7-6	16-25
With a 100-yard rusher	-	3-0	8-8
Allowing a 100-yard rusher	3-1	5-4	12-17
With a 300-yard passer	4-1	5-2	12-4
Allowing a 300-yard passer	1-0	2-0	6-4
More Total Offense Than Opp.	5-0	7-0	17-2
Total Offense 300-plus yards	5-3	8-5	22-17
Total Offense 400-plus yards	5-2	7-0	19-10
Total Offense 500-plus yards	3-0	4-0	10-2
Allow 300-plus yards total offense	4-3	6-5	20-23
No Turnovers	1-0	1-2	3-4
No Takeaways	1-2	5-1	8-10
Fewer Turnovers than opponent	2-0	1-1	10-4
Equal Turnovers	-	1-2	2-5
More Turnovers than opponent	3-3	6-3	11-16
Won Time of Possession	4-2	5-0	14-8
Opponent Controls T.O.P.	1-1	3-6	9-17

2019
START CHART

OFFENSE	Current 2019 Streak Career		
J.R. Hensley, OL	8	22	29
Ilm Manning, OL	8	22	22
Cedric Byrd II, WR	8	17	21
JoJo Ward, WR	8	17	20
Cole McDonald, QB	8	9	20
Taaga Tuulima, OL	8	8	20
Jared Smart, WR	8	8	8
Gene Pryor, OL	8	8	8
Jason-Matthew Sharsh, WR	7	5	10
Miles Reed, RB	4	2	4
Solo Vaipulu, OL	4	1	18
Fred Holly III, RB	3	-	9
Kohl Levao, OL	2	-	16
Bubba Wa'a, OL	1	-	1
Alesana Sunia, OL	1	-	1
Melquise Stovall	1	-	1
Dayton Furuta, RB	1	-	2
Joey Nu'uano Kuhu'iki, OL	-	-	3
Chevan Cordeiro, QB	-	-	1
Hekili Keliiliki, RB	-	-	1
Kumoku Noa, WR	-	-	1

DEFENSE	Current 2019 Streak Career		
Blessman Ta'ala, DL	8	22	22
Rojesterman Farris II, DB	8	18	38
Ka. Padello, DL	8	9	15
Kendall Hune, DL	8	8	8
Kalen Hicks, DB	7	-	24
Cortez Davis, DB	7	1	7
Solomon Matuatia, LB	7	7	35
Eugene Ford, DB	6	2	21
Khoury Bethley, DB	6	6	6
Mason Vega, DL	5	-	5
Jeremiah Pritchard, LB	5	4	10
Kana'i Picanco, LB	4	-	4
Manly Williams, DL	3	3	7
Ikem Okeke, DB	2	-	16
Paul Scott, LB	2	-	2
Kai Kaneshiro	2	1	2
Samuela Akoteau, DL	-	-	23
Derek Thomas, DL	-	-	5
Zach Wilson, DB	-	-	4
Eperone Moananu, DL	-	-	1

SPECIAL TEAMS	Current 2019 Streak Career		
Ryan Meskell, PK	8	22	25
Wyatt Tucker, LS	8	8	8
Stan Gaudion, P	6	-	32
Ben Scruton, P	2	1	2

UH OPENING DRIVES

Opponent	Result (Ply-Yd-TOP)
Arizona	Interception (5-11-2:30)
Oregon State	Missed FG (12-46-4:52)
at Washington	Interception (2-11-0:41)
Central Arkansas	Fumble (6-44-3:08)
at Nevada	Punt (5-23-3:09)
at Boise State	Punt (3-[-1]-1:21)
Air Force	Field goal (10-52-5:14)
at New Mexico	Touchdown (2-76-0:18)
Fresno State	
San Jose State	
at UNLV	
San Diego State	
Army West Point	

OPPONENT OPENING DRIVES

Opponent	Result (Ply-Yd-TOP)
Arizona	Interception (3-0-0:17)
Oregon State	Touchdown (6-71-2:24)
at Washington	Touchdown (3-76-1:16)
Central Arkansas	Interception (6-19-3:04)
at Nevada	Punt (3-0-1:15)
at Boise State	Touchdown (4-57-1:40)
Air Force	Touchdown (8-75-3:37)
at New Mexico	Punt (3-5-1:28)
Fresno State	
San Jose State	
at UNLV	
San Diego State	
Army West Point	

CONVERSIONS

Opponent	3rd Down	4th Down
Arizona	5-10	2-3
Oregon State	2-12	3-3
at Washington	7-16	3-3
Central Arkansas	4-7	1-1
at Nevada	5-9	0-2
at Boise State	5-12	1-3
Air Force	6-14	2-2
at New Mexico	5-15	2-3
Fresno State		
San Jose State		
at UNLV		
San Diego State		
Army West Point		

Total	39-95 (41%)	14-20 (70%)
Opponent	38-100 (38%)	4-15 (27%)

COIN TOSS RESULTS

Opponent	Result
Arizona	Won, received
Oregon State	Lost, received
at Washington	Won, deferred
Central Arkansas	Won, received
at Nevada	Lost, received
at Boise State	Won, received
Air Force	Won, received
at New Mexico	Lost, kicked
Fresno State	
San Jose State	
at UNLV	
San Diego State	
at Army West Point	

GAME-BY-GAME STARTERS

HAWAI'I VS. FRESNO STATE (NOV. 2)

OFFENSE	QB	RB	WR	WR	WR	WR	LT	LG	C	RG	RT
Arizona	McDonald	Furuta	Ward	Byrd II	Sharsh	Smart	Manning	Hensley	Tuulima	Vaipulu	Pryor
Oregon State	McDonald	Reed	Ward	Byrd II	Sharsh	Smart	Manning	Hensley	Tuulima	Vaipulu	Pryor
at Washington	McDonald	Holly III	Ward	Byrd II	Stovall	Smart	Manning	Hensley	Tuulima	Vaipulu	Pryor
Central Arkansas	McDonald	Reed	Ward	Byrd II	Sharsh	Smart	Manning	Hensley	Tuulima	Sunia	Pryor
at Nevada	McDonald	Holly III	Ward	Byrd II	Sharsh	Smart	Manning	Hensley	Tuulima	Wa'a	Pryor
at Boise State	McDonald	Holly III	Ward	Byrd II	Sharsh	Smart	Manning	Hensley	Tuulima	Levao	Pryor
Air Force	McDonald	Reed	Ward	Byrd II	Sharsh	Smart	Manning	Hensley	Tuulima	Levao	Pryor
at New Mexico	McDonald	Reed	Ward	Byrd II	Sharsh	Smart	Manning	Hensley	Tuulima	Vaipulu	Pryor
Fresno State											
San Jose State											
at UNLV											
San Diego State											
Army West Point											

DEFENSE	DE	NT	DT	DE	LB	LB	NB	CB	S	S	CB
Arizona	Vega	Ta'ala	Hune	Ka. Padello	Prtichard	Scott	Ford	Davis	Hicks	Okeke	Farris II
Oregon State	Vega	Ta'ala	Hune	Ka. Padello	Picanco	Matautia	Ford	Davis	Hicks	Okeke	Farris II
at Washington	Vega	Ta'ala	Hune	Ka. Padello	Picanco	Matautia	Ford	Davis	Hicks	Bethley	Farris II
Central Arkansas	Vega	Ta'ala	Hune	Ka. Padello	Picanco	Matautia	Kaneshiro	Davis	Hicks	Bethley	Farris II
at Nevada	Vega	Ta'ala	Hune	Ka. Padello	Pritchard	Matautia	Ford	Davis	Hicks	Bethley	Farris II
at Boise State	Williams	Ta'ala	Hune	Ka. Padello	Pritchard	Matautia	Picanco (LB)	Davis	Hicks	Bethley	Farris II
Air Force	Williams	Ta'ala	Hune	Ka. Padello	Pritchard	Matautia	Scott (LB)	Ford	Hicks	Bethley	Farris II
at New Mexico	Williams	Ta'ala	Hune	Ka. Padello	Pritchard	Matautia	Ford	Davis	Kaneshiro	Bethley	Farris II
Fresno State											
San Jose State											
at UNLV											
San Diego State											
Army West Point											

SPECIAL TEAMS	KO	PK	P	H	PR	KR	LS
Arizona	Meskeil	Meskeil	Gaudion	Gaudion	Stovall	Stovall	Tucker
Oregon State	Meskeil	Meskeil	Gaudion	Gaudion	Stovall	Stovall	Tucker
at Washington	Meskeil	Meskeil	Gaudion	Gaudion	Stovall	Stovall	Tucker
Central Arkansas	Meskeil	Meskeil	Gaudion	Gaudion	Smart	Victor	Tucker
at Nevada	Meskeil	Meskeil	Scruton	Gaudion	Byrd II	Victor	Tucker
at Boise State	Meskeil	Meskeil	Gaudion	Gaudion	Stovall	Stovall	Tucker
Air Force	Meskeil	Meskeil	Scuton	Gaudion	Byrd	Victor	Tucker
at New Mexico							
Fresno State							
San Jose State							
at UNLV							
San Diego State							
Army West Point							

GAME-BY-GAME INDIVIDUAL LEADERS

Opponent	Passing	Rushing	Receptions	Receiving Yards	Touchdowns	Tackles
Arizona	McDonald (378)	Furuta (42)	Byrd II (14)	Byrd II (224)	Byrd II (4)	Hicks (9)
Oregon State	McDonald (421)	Reed (42)	Ward (10)	Ward (189)	Ward (4)	Hicks (10)
at Washington	McDonald (218)	Reed (70)	Byrd II/Smart/Ward (6)	Byrd II (72)	Reed (2)	Dalton/Hicks (8)
Central Arkansas	McDonald (300)	Reed (60)	Smart (8)	Smart (121)	4 players w/ 1	Bethley/Farris II (7)
at Nevada	McDonald (312)	Holly III (63)	Sharsh (9)	Sharsh (123)	Byrd II (3)	Hicks (7)
at Boise State	McDonald (266)	McDonald (54)	Stovall (8)	Stovall (114)	Stovall (2)	Ka. Padello (7)
Air Force	McDonald (404)	McDonald (41)	Smart (11)	Smart (140)	Stovall (2)	Bethley (9)
at New Mexico	McDonald (237)	McDonald (140)	Byrd (6)	Noa (120)	McDonald (2)	Kaneshiro (8)
Fresno State						
San Jose State						
at UNLV						
San Diego State						
Army West Point						

HAWAI'I

Opponent	Qtr	Ply-Yd	TOP	SCR	Time	Play (Conversion)
Arizona	1	7-51	2:51	TD	9:22	Byrd II 7 yd pass from McDonald
Arizona	1	5-62	3:12	TD	4:54	Ward 39 yd pass from McDonald
Arizona	2	10-75	4:33	TD	9:50	Byrd II 25 yd pass from McDonald
Arizona	2	4-75	1:18	TD	0:28	Byrd II 35 yd pass from McDonald
Arizona	3	4-78	1:42	TD	11:02	Furuta 3 yd rush
Arizona	4	10-51	5:05	FG	10:39	Meskehl 34 yd field goal
Arizona	4	4-48	2:30	TD	5:02	Byrd 30 yd pass from Cordeiro
Oregon State	1	2-35	0:41	TD	6:54	Ward 29 yd pass from McDonald
Oregon State	2	5-75	1:12	TD	11:30	Ward 35 yd pass from McDonald
Oregon State	2	11-70	2:07	TD	0:12	Ward 5 yd pass from McDonald
Oregon State	3	4-80	1:44	TD	7:05	Ward 29 y pass from McDonald
Oregon State	4	6-24	2:01	FG	2:17	Meskehl 28 yd field goal
Washington	2	9-82	2:43	TD	0:39	Reed 0-yd fumble recovery
Washington	3	14-93	5:43	TD	9:16	Reed 7-yd rush
Washington	3	14-53	6:21	TD	1:56	Byrd II 4 yd pass from McDonald
Central Arkansas	1	-	-	TD	8:48	Kaneshiro 55 yd interception return
Central Arkansas	1	7-63	2:07	TD	4:01	Ward 5 yd pass from McDonald
Central Arkansas	2	4-44	1:23	TD	14:28	Smart 16 yd pass from McDonald
Central Arkansas	2	7-77	3:29	TD	7:53	Byrd II 13 yd pass from McDonald
Central Arkansas	4	12-89	6:33	TD	3:27	Victor 11 yd pass from McDonald
Nevada	1	5-62	2:19	TD	8:17	Byrd II 36 yd pass from McDonald
Nevada	2	9-80	4:22	TD	10:40	Byrd II 2 yd pass from McDonald
Nevada	2	-	-	TD	9:11	Augafa 2 yd blocked punt return
Nevada	2	3-47	1:22	TD	5:33	Reed yd rush
Nevada	2	5-45	0:28	FG	0:02	Meskehl 44 yd field goal
Nevada	3	5-63	2:26	TD	11:02	Sharsh 12 yd pass from McDonald
Nevada	3	8-80	3:52	TD	2:57	Byrd II 20 yd pass from McDonald
Nevada	4	-	-	SAF	9:20	Team safety
Nevada	4	9-75	5:33	TD	2:57	Funkhouser 14 yd pass from Uahinui
Boise State	1	3-63	0:51	TD	7:23	Victor 17 yd pass from McDonald
Boise State	2	6-75	1:45	TD	0:41	Stovall 21 yd pass from McDonald
Boise State	3	8-79	4:48	TD	3:31	McDonald 17 yd rush
Boise State	4	10-73	4:16	TD	10:37	Stovall 3 yd pass from McDonald
Boise State	4	6-80	2:20	TD	2:44	Mardner 50 yd pass from Cordeiro
Air Force	1	10-52	5:14	FG	9:46	Meskehl 41-yd field goal
Air Force	2	3-73	0:46	TD	13:44	Stovall 59 yd pass from McDonald
Air Force	2	15-67	7:14	FG	6:19	Meskehl 27 yd field goal
Air Force	2	4-71	1:30	TD	2:04	Stovall 5 yd pass from McDonald
Air Force	4	10-58	2:27	TD	14:34	Ward 10 yd pass from McDonald
New Mexico	1	1-76	0:18	TD	13:14	McDonald 76 yd rush
New Mexico	1	-	-	TD	4:40	Matautia 14 yd interception return
New Mexico	1	4-69	1:21	TD	1:56	Noa 54 yd pass from McDonald
New Mexico	2	10-72	4:29	TD	8:50	McDonald 1 yd rush
New Mexico	2	8-77	4:12	TD	0:33	Reed 1 yd rush
New Mexico	3	7-81	2:56	FG	3:09	Meskehl 24 yd field goal
New Mexico	4	10-82	4:46	TD	9:16	Victor 9 yd pass from Cordeiro

DRIVE BREAKDOWN

Longest Drives

Plays: 15 vs. Air Force (67 yards, FG)

Yards: 93 yards at Washington (14 plays, TD)

Time: 7:14 vs. Air Force (67 yards, FG)

By Score

Touchdowns: 38

Field Goals: 6

By Distance

10-19 yds:

20-29 yds: 1

30-39 yds: 1

40-49 yds: 4

50-59 yds: 5

60-69 yds: 7

70-79 yds: 15

80-89 yds: 8

90-99 yds: 1

By Quarter

1st: 10 (9 td, 1 FG)

2nd: 17 (15 td, 2 fg)

3rd: 8 (7 td, 1 FG)

4th: 9 (7 TD, 2 fg)

Most Points

Quarter: 24 at Nevada (2 quarter)

1st Half: 35 at New Mexico

2nd Half: 23, 2x, last at Boise State

OPPONENT SCORING DRIVES

HAWAI'I VS. FRESNO STATE (NOV. 2)

OPPONENTS

Opponent	Qtr	Ply-Yd	TOP	SCR	Time	Play (Conversion)
Arizona	2	7-49	2:00	TD	14:23	Volma 14-yd pass from Tate
Arizona	2	6-77	1:44	TD	8:00	Tilford 1-yd rush
Arizona	2	4-76	1:01	TD	1:47	Joiner 27-yd pass from Tate
Arizona	3	8-68	2:36	TD	4:23	Taylor 24-yd rush
Arizona	3	4-52	1:42	TD	0:51	Berryhill III 21 yd pass from Tate
Arizona	4	5-40	1:09	FG	3:53	Havriski 53 yd field goal
Oregon State	1	6-71	2:24	TD	7:44	Jefferson 4 yd rush
Oregon State	1	6-60	2:33	TD	4:12	Pierce 37 yd rush
Oregon State	2	12-66	5:06	TD	12:42	Hodgins 13 yd pass from Luton
Oregon State	2	6-85	2:17	TD	2:25	Pierce 25 yd rush
Washington	1	3-76	1:16	TD	13:44	Hunter 47 yd pass from Eason
Washington	1	5-42	1:27	TD	11:36	McGrew 22 yd pass from Eason
Washington	1	6-72	2:44	TD	6:02	Nacua 28 yd pass from Eason
Washington	2	5-60	1:21	TD	13:32	Fuller 37 yd pass from Eason
Washington	2	5-69	1:58	TD	7:45	Newton 5 yd rush
Washington	2	7-28	2:58	FG	3:27	Henry 23 yd field goal
Washington	4	11-75	4:54	TD	12:02	Newton 1 yd rush
Washington	4	6-31	3:04	TD	8:13	Newton 8 yd rush
Central Arkansas	2	7-67	3:31	TD	4:14	Carmargo 4 yd pass from Blackman
Central Arkansas	2	4(-6)	0:26	FG	0:10	Ray 35 yd field goal
Central Arkansas	4	10-82	5:27	TD	12:18	Blackman 23 yd rush
Nevada	2	14-61	4:53	FG	0:36	Talton 36 yd field goal
Boise State	1	4-57	1:40	TD	11:59	Shakir 5 yd rush
Boise State	1	6-41	1:44	TD	8:20	Hightower 26 yd pass from Bachmeier
Boise State	2	9-31	3:08	FG	13:46	Sachse 38 yd field goal
Boise State	2	2-23	0:35	TD	6:27	Shakir 33 yd pass from Cord
Boise State	2	6-29	3:14	TD	2:26	Mahone 13 yd rush
Boise State	3	6-75	2:35	TD	12:25	Hightower 42 yd pass from Cord
Boise State	3	6-66	3:12	TD	8:24	Holani 25 yd pass from Henderson
Boise State	3	9-75	3:31	TD	0:00	Holani 8 yd pass from Cord
Boise State	4	2-43	0:53	TD	1:49	Holani 40 yd run
Air Force	1	8-75	3:37	TD	6:09	Remsberg 2 yd rush
Air Force	2	10-75	5:08	TD	14:35	Schmidt 1 yd rush
Air Force	2	1-75	0:11	TD	13:33	Sanders 75 yd pass from Schmidt
Air Force	2	5-86	2:34	TD	3:34	Remsberg 7 yd rush
Air Force	3	14-75	7:41	TD	7:19	Jackson 10 yd rush
Air Force	4	3-75	1:17	TD	13:37	Schmidt 61 yd rush
Air Force	4	7-42	3:32	TD	7:49	Schmidt 18 yd rush
Air Force	4	-	-	TD	4:01	Bugg III 92 yd interception return
New Mexico	1	10-57	4:26	FG	8:43	Shelley 39 field goal
New Mexico	3	2-70	0:48	TD	11:02	Davis 67 yd rush
New Mexico	4	5-87	2:00	TD	7:16	Davis 19 yd rush
New Mexico	4	4-36	1:23	TD	4:41	Somoye 9 yd pass from Tuioti
New Mexico	4	1-59	0:10	TD	4:03	Kress 59 yd pass from Tuioti

DRIVE BREAKDOWN

Longest Drives

Plays: 14 by Nevada (61 yds, FG)
Yards: 87 by New Mexico (5 plays, TD)
Time: 7:41 by Air Force (75 yds, TD)

By Score

Touchdowns: 37
Field Goals: 6

By Distance

<10 yds: 1
10-19 yds:
20-29 yds: 3
30-39 yds: 3
40-49 yds: 6
50-59 yds: 4
60-69 yds: 8
70-79 yds: 14
80-89 yds: 4
90-99 yds:

By Quarter

1st: 9 (8 td, 1 FG)
2nd: 17 (13 td, 4 FG)
3rd: 7 (7 td)
4th: 10 (9 TD, 1 FG)

Most Points

Quarter: 21, 6x, last by New Mexico (4Q)
1st Half: 38 by Washington
2nd Half: 28, 2x, last by Air Force

HAWAI'I

PASSING (20 yards or longer)

Opponent	Yards	Play (Quarter)
Air Force	59	Stovall from McDonald (2nd)*
New Mexico	57	Noa from Cordeiro (3rd)
New Mexico	54	Noa from McDonald (1st)*
Boise State	50	Mardner from Cordeiro (4th)*
Boise State	46	Byrd II from McDonald (1st)
Oregon State	43	Ward from McDonald (3rd)
Nevada	42	Ward from McDonald (2nd)
Arizona	41	Byrd II from McDonald (3rd)
Arizona	39	Ward from McDonald (1st)*
New Mexico	38	Ward from McDonald (2nd)
Nevada	36	Byrd II from McDonald (1st)*
Oregon State	35	Ward from McDonald (2nd)*
Arizona	35	Byrd II from McDonald (2nd)*
Air Force	32	Ward from McDonald (2nd)
New Mexico	31	Ward from McDonald (3rd)
Nevada	30	Sharsh from McDonald (2nd)
Arizona	30	Byrd II from Cordeiro (4th)*
Oregon State	29	Ward from McDonald (3rd)*
Oregon State	29	Ward from McDonald (1st)*
Air Force	25	Smart from McDonald (4th)
Arizona	25	Byrd II from McDonald (2nd)*
Oregon State	24	Stovall from McDonald (3rd)
Oregon State	24	Smart from McDonald (2nd)
Boise State	22	Stovall from McDonald (2nd)
Central Arkansas	22	Smart from McDonald (2nd)
Central Arkansas	22	Smart from McDonald (1st)
Washington	22	Byrd II from McDonald (3rd)
Boise State	21	Stovall from McDonald (2nd)*
Central Arkansas	21	Sharsh from McDonald (2nd)
Arizona	21	Byrd II from McDonald (3rd)
Arizona	21	Smart from McDonald (3rd)
Boise State	20	Stovall from Cordeiro (4th)
Nevada	20	Byrd II from McDonald (3rd)*
Oregon State	20	Byrd from McDonald (2nd)

RUSHING (20 yards or longer)

Opponent	Yards	Play (Quarter)
New Mexico	76	McDonald rush (1st)*
New Mexico	33	McDonald rush (4th)
Nevada	29	Byrd II rush (2nd)
Nevada	23	Keliiliki rush (4th)
Arizona	22	Cordeiro rush (4th)
Central Arkansas	21	Reed rush (1st)
Central Arkansas	21	McDonald rush (1st)
New Mexico	20	Reed rush (2nd)

DEFENSIVE (20 yards or longer)

Opponent	Yards	Play (Quarter)
Central Arkansas	55	Kaneshiro interception return (1st)*
Arizona	49	Okeke interception return (4th)

SPECIAL TEAMS (40 yds/KO; 20 yds/punt return)

Opponent	Yards	Play (Quarter)
Oregon State	65	Stovall kickoff return (1st)

* resulted in touchdown

OPPONENTS

PASSING (20 yards or longer)

Opponent	Yards	Play (Quarter)
Air Force	75	Sanders from Schmidt (2nd)*
New Mexico	59	Kress from Tuioti (4th)*
Arizona	57	Berryhill III from Tate (4th)
Washington	47	Hunter from Eason (1st)*
Boise State	42	Hightower from Cord (3rd)*
New Mexico	40	Anselem from Tuioti (4th)
Air Force	39	Waguespack from Schmidt (2nd)
Washington	37	Fuller from Eason (2nd)*
Boise State	33	Shakir from Cord (2nd)*
Arizona	33	Wiley from Tate (2nd)
Boise State	30	Hightower from Bachmeier (1st)
Washington	30	Hunter from Eason (3rd)
Washington	28	Nacua from Eason (1st)*
Oregon State	28	Hodgins from Luton (2nd)
Arizona	27	Joiner from Tate (2nd)*
Boise State	26	Hightower from Bachmeier (1st)*
Arizona	26	Cunningham from Tate (4th)
Boise State	25	Holani from Henderson (3rd)*
New Mexico	24	Williams from Tuioti (2nd)
Oregon State	23	Hodgins from Luton (1st)
Air Force	22	Sanders from Hammond III (1st)
Nevada	21	Doubs from Strong (1st)
Arizona	21	Berryhill III from Tate (3rd)*
Arizona	21	Cunningham from Tate (4th)
Central Arkansas	20	Blackman from Smith (2nd)
Oregon State	20	Taylor from Luton (2nd)

RUSHING (20 yards or longer)

Opponent	Yards	Play (Quarter)
New Mexico	67	Davis rush (3rd)*
Air Force	64	Jackson rush (2nd)
Air Force	61	Schmidt rush (4th)*
Oregon State	45	Jefferson rush (1st)
Central Arkansas	42	Blackman rush (2nd)
Washington	42	Ahmed rush (2nd)
Boise State	40	Holani Rush (4th)
New Mexico	39	Davis rush (1st)
Oregon State	37	Pierce rush (1st)*
Arizona	31	Tate rush (2nd)
Arizona	30	Tate rush (4th)
Central Arkansas	28	Blackman rush (3rd)
Oregon State	25	Pierce rush (2nd)*
Air Force	24	Reimsberg rush (1st)
Arizona	24	Taylor rush (3rd)*
Central Arkansas	23	Blackman rush (4th)*
Washington	22	McGrew rush (1st)*
Arizona	22	Tate rush (4th)

DEFENSIVE (20 yards or longer)

Opponent	Yards	Play (Quarter)
----------	-------	----------------

SPECIAL TEAMS (40 yds/KO; 20 yds/punt return)

Opponent	Yards	Play (Quarter)
New Mexico	58	Carroll kickoff return (2nd)
New Mexico	50	Carroll kickoff return (1st)
Central Arkansas	40	Myers kickoff return (4th)
Oregon State	40	Flemings kickoff return (1st)

* resulted in touchdown

PASSING**Pass yards**

Stat	Individual	Total	Opponent	Date
500+	Bryant Moniz	560	San José State	11/6/10
400+	Cole McDonald	404	Air Force	10/19/19
300+	Cole McDonald	404	Air Force	10/19/19

Touchdown Passes

Stat	Individual	Total	Opponent	Date
8+	Nick Rolovich	8	BYU	12/8/01
7+	Bryant Moniz	7	UC Davis	9/24/11
6+	Cole McDonald	6	Navy	9/1/18
5+	Cole McDonald	5	Duquesne	9/22/18
4+	Cole McDonald	4	at Nevada	9/28/19

Pass Attempts

Stat	Individual	Total	Opponent	Date
70+	Colt Brennan	75	San José St.	10/12/07
60+	Colt Brennan	75	San José St.	10/12/07
50+	Cole McDonald	52	Air Force	10/19/19

Pass Completions

Stat	Individual	Total	Opponent	Date
40+	Bryant Moniz	42	La Tech	10/2/10
35+	Sean Schroeder	37	at Wyoming	11/23/13
30+	Cole McDonald	34	Air Force	10/19/19

Interceptions

Stat	Individual	Total	Opponent	Date
5+	Inoke Funaki	5	at Boise St.	10/17/08
4+	Cole McDonald	4	Arizona	8/24/19
3+	Cole McDonald	3	at Washington	9/14/19

RECEIVING**Receiving yards**

Stat	Individual	Total	Opponent	Date
250+	John Ursua	272	at UMass	8/26/17
200+	Cedric Byrd II	224	Arizona	8/24/19
150+	JoJo Ward	189	Oregon State	9/7/19
100+	Kumoku Noa	120	at New Mexico	10/26/19

Touchdown Receptions

Stat	Individual	Total	Opponent	Date
4+	JoJo Ward	4	Oregon State	9/7/19
3+	JoJo Ward	3	at Nevada	9/28/19
2+	Melquise Stovall	2	Air Force	10/19/19

Receptions

Stat	Individual	Total	Opponent	Date
15+	Kealoha Pilares	18	La Tech	10/2/10
12+	Cedric Byrd II	14	Arizona	8/24/19
10+	Jared Smart	11	Air Force	10/19/19

Long Reception

Stat	Individual	Yds	Opponent	Date
90+	Colin Chock	95	Willamette	10/11/57
80+	John Ursua	80	at Army	9/15/18
70+	John Ursua	70	Nevada	10/20/18

Two Players with 100+ yards

Cedric Byrd (140) and JoJo Ward (120) vs. SDSU, 11/24/18

Three Players with 100+ yards

Royce Pollard (106), Kealoha Pilares (176), Greg Salas (124) vs. USC, 9/2/10

RUSHING**Rush Yards**

Stat	Individual	Total	Opponent	Date
300+	Alex Green	327	at New Mexico St	11/27/10
250+	Alex Green	327	at New Mexico St	11/27/10
200+	Diocemy Saint Juste	202	San José State	10/14/17
150+	Diocemy Saint Juste	202	San José State	10/14/17
100+	Cole McDonald	140	at New Mexico	10/26/19

Rush Attempts

Stat	Individual	Total	Opponent	Date
35+	Diocemy Saint Juste	39	San José State	10/14/17
30+	Diocemy Saint Juste	39	San José State	10/14/17

Rush Touchdowns

Stat	Individual	Total	Opponent	Date
4+	Alex Green	4	at Utah State	10/23/10
3+	Joey Iosefa	3	Oregon State	9/6/14
2+	Cole McDonald	2	at New Mexico	10/26/19

Long Rush

Stat	Individual	Yds	Opponent	Date
90+	Paul Harris	95	UC Davis	9/19/15
80+	Paul Harris	95	UC Davis	9/19/15
70+	Cole McDonald	76	at New Mexico	10/26/19
60+	Cole McDonald	76	at New Mexico	10/26/19
50+	Cole McDonald	76	at New Mexico	10/26/19

Two players rushed for 100+ yards

Joey Iosefa (154) and Steven Lakalaka (104) vs. Army, Nov. 30, 2013

ALL-PURPOSE**Yards**

Stat	Individual	Total	Opponent	Date
300+	Alex Green	327	at New Mexico St	11/27/10
250+	Diocemy Saint Juste	250	at Nevada	10/7/17
200+	Cedric Byrd	224	Arizona	8/24/19

Touchdowns

Stat	Individual	Total	Opponent	Date
5+	Chad Owens	5	Northwestern	11/27/04
4+	JoJo Ward	4	Oregon State	9/7/19
3+	Cedric Byrd II	3	at Nevada	9/28/19

DEFENSE**Tackles**

Stat	Individual	Total	Opponent	Date
20+	Solomon Elimimian	20	Utah State	10/6/07
17+	Julian Gener	17	Fresno State	11/14/15
	Jerrol Garcia-Williams	17	Air Force	10/31/15

Sacks

Stat	Individual	Total	Opponent	Date
4+	Mark Odom	4.0	BYU	10/28/89
3+	Paipai Falemalu	3.0	San José St.	11/20/10

Tackles For Loss

Stat	Individual	Total	Opponent	Date
5+	Julian Gener	5.0	Fresno State	11/14/15
4+	Julian Gener	5.0	Fresno State	11/14/15
3+	Kaimana Padello	3.0	Wyoming	10/6/18

Interceptions

Stat	Individual	Total	Opponent	Date
3+	Abraham Elimimian	3	UTEP	10/5/04
2+	Trayvon Henderson	2	Wyoming	10/11/14

An interception was returned for a TD...

Solomon Matautia (14) vs. New Mexico, 10/26/19

A fumble was returned for a touchdown...

Solomon Matautia (42) vs. BYU, 11/25/17

A safety was recorded...

at Nevada, 9/28/19

SPECIAL TEAMS**A kickoff was returned for a TD**

Keelan Ewaliko (98 yds) vs. Air Force, 10/31/15

A punt was returned for a TD

Scott Harding (69 yds) vs. UNLV, 11/24/12

A player returned two kicks for TDs

Chad Owens (PR-74, KOR 100) vs. BYU, 12/8/01

A punt was blocked

Andrew Choi at Nevada, 9/28/19

Blocked punt returned for a TD

Justice Augafa at Nevada (2 yd), 9/28/19

A field goal was blocked

Kendall Hune vs. Utah State, 11/3/18

Blocked FG returned for a touchdown

Trayvon Henderson vs. Western Carolina, 9/2/17

A PAT was blocked...

Blessman Ta'ala vs. Central Arkansas, 9/21/19

Blocked PAT returned for 2 points

Rojesterman Farris vs. San José State, 10/14/17

Did Not Attempt a Punt...

vs. Oregon State, 12/2/06

A field goal of 50+ yards

Rigoberto Sanchez (55 yd) at Michigan, 9/3/16

An inside kick was successful

UNLV, 11/4/17

TEAM**Total Offense**

Stat	Opponent	Total	Date
700+	Army	741	11/22/03
600+	at Colorado State	617	8/25/18
500+	at New Mexico	578	10/26/19
200<	San Diego State	195	10/28/17

Pass Yards

Stat	Opponent	Total	Date
500+	UC Davis	512	9/24/11
400+	Air Force	404	10/19/19
300+	at New Mexico	323	10/26/19
100<	at Boise State	88	10/5/15

Rush Yards

Stat	Opponent	Total	Date
400+	at UNLV	436	9/30/95
300+	Nevada	344	10/1/16
200+	at New Mexico	255	10/26/19
50<	Louisiana Tech	58	12/22/18

Points

Stat	Opponent	Total	Date
60+	Charleston Southern	66	9/25/10
50+	at Nevada	54	9/28/19
40+	at New Mexico	45	10/26/19

Turnovers

Stat	Opponent	Total	Date
6+	Arizona	6	8/24/19
5+	Arizona	6	8/24/19

Turnovers Forced

Stat	Opponent	Total	Date
7+	at Washington St.	7	9/12/09
6+	at San José St	6	10/14/11
5+	Fresno State	5	9/28/13

Sacks

Stat	Opponent	Total	Date
8+	San José State	8	11/20/10
7+	Colorado	7	9/3/11

UH did not score

at Utah State (0-38), 11/18/17

UH did not score in the first half

at Utah State (0-21 H; 0-38 G), 11/18/17

UH did not score in the second half

San Diego State (24-14 H; 31-30 OT), 11/18/17

UH did not score a touchdown

at Utah State, 11/18/17

A shutout was recorded

at San José State (13-0), 11/15/14

UH defeated a ranked team

vs. #19 Nevada (27-21), 10/16/10

UH lost to a ranked team

at #14 Boise State (37-59), 10/12/19

THE LAST TIME A UH OPPONENT....

PASSING

Pass yards

Stat	Individual	Total	Opponent	Date
500+	K.J. Carta-Samuels	537	Colorado State	8/25/18
400+	Josh Love	451	San José St	9/29/18
300+	Khalil Tate	361	Arizona	8/24/19

Touchdown Passes

Stat	Individual	Total	Opponent	Date
7+	Brett Smith	7	Wyoming	11/23/13
6+	Zack Greenlee	6	Fresno State	11/14/15
5+	K.J. Carta-Samuels	5	Colorado State	8/25/18

Pass Attempts

Stat	Individual	Total	Opponent	Date
50+	Breylin Smith	51	Central Arkansas	9/21/19

Pass Completions

Stat	Individual	Total	Opponent	Date
35+	Davis Webb	38	Cal	8/27/16

RECEIVING

Receiving yards

Stat	Individual	Total	Opponent	Date
250+	J.R. Toliver	283	San Diego St.	12/7/02
200+	Michael Gallup	212	Colorado State	9/30/17
150+	Josh Oliver	158	San José St	9/29/18

Touchdown Receptions

Stat	Individual	Total	Opponent	Date
4+	Robert Herron	4	Wyoming	11/23/13

Receptions

Stat	Individual	Total	Opponent	Date
15+	Anthony Crissinger-Hill	15	Fla. Atlantic	9/4/04
12+	Chad Hansen	14	Cal	8/27/16
10+	Ty Lee	10	Middle Tennessee	12/24/16

Long Reception

Stat	Individual	Yds	Opponent	Date
90+	John Ross	91	Washington	8/30/14
80+	Aaron Criswell	85	UNLV	11/7/15
70+	Geraud Sanders	75	Air Force	10/19/19

Two Players with 100+ yards receiving

Preston Williams (188), Olabisi Johnson (157), Colorado State, 8/25/18

RUSHING

Rush Yards

Stat	Individual	Total	Opponent	Date
300+	Ron Dayne	339	Wisconsin	11/30/96
250+	Rashaad Penny	253	San Diego St.	10/28/17
200+	Ahmari Davis	200	New Mexico	10/26/19
150+	Ahmari Davis	200	New Mexico	10/26/19
100+	Ahmari Davis	200	New Mexico	10/26/19

Rush Attempts

Stat	Individual	Total	Opponent	Date
35+	Kasey Carrier	35	New Mexico	10/13/12
30+	Jermar Jefferson	31	Oregon State	9/7/19

Rush Touchdowns

Stat	Individual	Total	Opponent	Date
6+	Stefphon Jefferson	6	Nevada	9/22/12
5+	Stefphon Jefferson	6	Nevada	9/22/12
4+	A.J. Schurr	4	Army	11/30/13

Long Rush

Stat	Individual	Total	Opponent	Date
80+	Tim Cornett	80	UNLV	9/17/11
70+	Ronnie Rivers	76	Fresno State	10/27/18
60+	Ahmari Davis	67	New Mexico	10/26/19
50+	Ahmari Davis	67	New Mexico	10/26/19

Two players rushed for 100+ yards

Mike Schmidt (120), Timothy Jackson (113), Air Force, 10/19/19

Total Touchdowns

Stat	Individual	Total	Opponent	Date
7+	Stefphon Jefferson	7	Nevada	9/22/12
6+	Stefphon Jefferson	7	Nevada	9/22/12
5+	Stefphon Jefferson	7	Nevada	9/22/12
4+	Zach Abey	4	Navy	9/1/18

DEFENSE

Interceptions

Stat	Individual	Total	Opponent	Date
3+	Brandyn Thompson	3	Boise St.	10/17/08

An interception was returned for a TD...

Milton Bugg III (92 yards), Air Force, 10/19/19

A fumble was returned for a touchdown...

Lee Crosby (46 yds), New Mexico, 10/29/16

A safety was recorded...

by Rice, 9/8/18

SPECIAL TEAMS

A kickoff was returned for a TD

Rashead Johnson (96 yds) San José State , 10/14/17

A punt was returned for a TD

Londell Lee (79 yds) UT Martin, 9/10/16

A punt was blocked

Sergio Brown, Notre Dame, 12/24/08

Blocked punt returned for a TD

T.J. Jones, Northwestern, 11/27/04

A field goal was blocked

Jordan Dobrich, Nevada, 10/25/14

A PAT was blocked...

Zayne Anderson, BYU, 11/25/17

A blocked PAT was returned for 2 pts...

Keion Crossen, Western Carolina, 9/2/17

A missed FG was returned for a touchdown...

Jamire Jordan (100 yd), Fresno State, 10/27/18

A field goal of 50+ yards

Lucas Havrisik (53 yd), Arizona, 8/24/19

Did Not Attempt a Punt...

at Michigan, 9/3/16

An onside kick was successful

Duquesne, 9/22/18

TEAM

Total Offense

Stat	Opponent	Total	Date
700+	Wyoming	793	11/23/13
600+	Utah State	601	11/3/18
500+	New Mexico	500	10/26/19
200<	Duquesne	166	9/22/18

Pass Yards

Stat	Opponent	Total	Date
500+	Colorado State	537	8/25/18
400+	San José State	451	9/29/18
300+	Boise State	315	10/12/19
100<	UNLV	87	11/17/18

Rush Yards

Stat	Opponent	Total	Date
500+	Fresno St.	503	11/12/04
400+	Utah State	426	11/3/18
300+	Air Force	353	10/19/19
200+	New Mexico	207	10/26/19
100<	at Nevada	98	9/28/19

Points

Stat	Opponent	Total	Date
60+	Michigan	63	9/3/16
50+	Air Force	56	10/19/19
40+	Air Force	56	10/19/19

Turnovers

Stat	Opponent	Total	Date
7+	at Washington St.	7	9/12/09
6+	San José St.	6	10/14/11
5+	Fresno State	5	9/28/13

Turnovers Forced

Stat	Opponent	Total	Date
6+	Arizona	6	8/24/19
5+	Arizona	6	8/24/19

Interceptions

Stat	Opponent	Total	Date
5+	Tulsa	5	12/24/10

Sacks

Stat	Opponent	Total	Date
8+	Louisiana Tech	9	12/22/18
7+	Rice	7	10/4/14

Opponent did not score

at San José State (13-0), 11/15/14

Opponent did not score in the first half

at San José State (13-0), 11/15/14

Opponent did not score in the second half

Nevada (31-3 1H; 54-3 F), 9/28/19

COMBINED

Two teams combined for 100+ points...

Hawai'i (59) vs. Navy (41), 100 points, 9/1/18

Two teams combined for 1,200 or more yards of total offense...

Hawai'i (617) at Colorado State (653), 1,270 yards, 8/25/18

Two teams combined for 1,400 or more yards of total offense...

Hawai'i (624) at Wyoming (793), 1,417 yards, 11/23/13

Two teams rushed for less than 100 yards in a game...

Oregon State (57) vs. Hawai'i (69), 9/7/13

Two teams passed for less than 100 yards in a game...

SMU (83) vs. Hawai'i (79), 10/3/98

GAME RECAPS

GAME 1 • Aug. 24, 2019 • Aloha Stadium (22,396)

	1	2	3	4	OT	Final
Arizona (0-1)	0	21	14	3	-	38
Hawai'i (1-0)	14	14	7	10	-	45

SCORING SUMMARY

	UH	UA
1st UH TD 9:22 Byrd II 7 yd pass from McDonald (Meskell kick)	7	0
UH TD 4:54 Ward 39 yd pass from McDonald (Meskell kick)	14	0
2nd AZ TD 14:23 Wolma 14 yd pass from Tate (Havrisik kick)	14	7
UH TD (:50) Byrd II 25-yard pass from McDonald (Meskell kick)	21	7
AZ TD 8:00 Tilford 1 yd rush (Havrisik kick)	21	14
AZ TD 1:47 Joiner yd pass from Tate (Havrisik kick)	21	21
UH TD 0:28 Byrd II 35 yd pass from McDonald (Meskell kick)	28	21
3rd UH TD 11:04 Furuta 3 yd rush (Meskell kick)	35	21
AZ TD 4:23 Taylor 24 yd rush (Havrisik kick)	35	28
AZ TD 0:53 Berryhill III 21 yd pass from Tate (Havrisik kick)	35	35
4th UH FG 10:39 Meskell 34 yd field goal	38	35
UH TD 5:02 Byrd II 30 yd pass from Cordeiro (Meskell kick)	45	35
AZ FG 3:53 Havrisik 53 yd field goal	45	38



GAME NOTES

- ▶ UH's first victory against Arizona in six tries and its first win over a Pac-12 opponent since the 2015 season-opener when the Rainbow Warriors defeated Colorado.
- ▶ UH never trailed in the game but had to overcome six turnovers and some tense moments, including the heart-stopping final play of the game in which the Wildcats drove 83 yards in 51 seconds.
- ▶ Senior defenders Kalen Hicks and Manly Williams stopped Arizona quarterback Khalil Tate at the 1-yard line with time expiring to preserve the victory.
- ▶ Cedric Byrd tied a school record with four receiving touchdowns while also setting career highs with 14 receptions and 224 yards.
- ▶ The senior's final touchdown, a 30-yarder from redshirt freshman Chevan Cordeiro with five minutes remaining, proved to be the game-winner.
- ▶ Cordeiro replaced starter Cole McDonald late in the 3rd quarter and directed UH on its final two scoring drives of the game to break a 35-35 tie.
- ▶ McDonald went 29-of-41 for 378 yards, while throwing four touchdowns and four interceptions in three quarters of action.
- ▶ UH got interceptions from Kai Kaneshiro and a key pick by senior safety Ikem Okeke in the fourth quarter, the first career interceptions for both players.
- ▶ Former UH head coach Dick Tomey was honored pre-game and at halftime.

TEAM STAT COMPARISON

	UH	AZ
FIRST DOWNS	31	27
RUSHES-YARDS (NET)	30-159	32-178
PASSING YDS (NET)	436	361
Passes Att-Comp-Int	34-48-4	22-39-2
TOTAL OFFENSE PLAYS-YARDS	78-595	71-539
Fumble Returns-Yards	0-0	1-10
Punt Returns-Yards	2-9	0-0
Kickoff Returns-Yards	2-65	2-44
Interception Returns-Yards	2-49	4-45
Punts (Number-Avg)	1-39.0	5-34.6
Fumbles-Lost	2-2	0-0
Penalties-Yards	7-54	10-88
Possession Time	37:56	22:04
Third-Down Conversions	5 of 10	3 of 11
Fourth-Down Conversions	2 of 3	0 of 0
Red-Zone Scores-Chances	3-3	3-4
Sacks By: Number-Yards	2-4	1-5

HAWAI'I TOP PERFORMERS

RUSHING:	No.	Yds.	Avg.	TD	LG
Furuta	5	42	8.4	1	17
Reed	9	40	4.4	0	18
Cordeiro	5	34	6.8	0	22
PASSING:	C-Att.-I	Yds	TD	LG	SK
McDonald	29-41-4	378	4	41	0
Cordeiro	5-7	58	1	30	1
RECEIVING:	No.	Yds.	TD	LG	
Byrd II	14	224	4	41	
Sharsh	8	52	0	10	
Smart	6	68	0	21	
Ward	4	70	1	39	
DEFENSE:	TOT	SK	TFL	INT	PBU
Hicks	9	0.0	0.0	0	1
Okeke	5	0.0	0	1	0
Ford	4	1.0	2.0	0	1

HAWAI'I VS. FRESNO STATE (NOV. 2)

GAME 2 • Sept. 7, 2019 • Aloha Stadium (26,807)

	1	2	3	4	OT	Final
Oregon State (0-1)	14	14	0	0	-	28
Hawai'i (1-0)	7	14	7	3	-	31

SCORING SUMMARY

	UH	OS
1st OS TD 7:44 Jefferson 4 yd rush (Choukair kick)	0	7
UH TD 6:54 Ward 29 yd pass from McDonald (Meskell kick)	7	7
OS TD 4:12 Pierce 37 yd rush (Choukair kick)	7	14
2nd OS TD 12:42 Hodgins 13 yd pass from Luton (Choukair kick)	7	21
UH TD 11:30 Ward 37 yd pass from McDonald (Meskell kick)	14	21
OS TD 2:25 Pierce 25 yd rush (Choukair kick)	14	28
UH TD 0:12 Ward 5 yd pass from McDonald (Meskell kick)	21	28
3rd UH TD 7:05 Ward 29 yd pass from McDonald (Meskell kick)	28	28
4th UH FG 2:17 Meskell 28 yd field goal	31	28



GAME NOTES

- ▶ UH rallied from a pair of two-touchdown deficits and its defense came up big in the second half for a 31-28 victory.
- ▶ The Rainbow Warriors posted their second consecutive win over a Pac-12 opponent to start the season and got off to a 2-0 start for the third consecutive season.
- ▶ UH got a second-half gem by its defense, holding the Beavers scoreless and to only 150 yards of total offense after intermission.
- ▶ JoJo Ward scored all four of UH's touchdowns – including three in the first half – and finished with a career-high 10 receptions for 189 yards.
- ▶ It marked the second straight game that a UH receiver tallied four touchdowns, tying a single-game school record.
- ▶ Placekicker Ryan Meskell overcame three earlier misses by connecting on the game-winning field goal, a 28-yarder with 2:17 remaining.
- ▶ Cole McDonald finished the game with 421 yards passing, his fourth career 400-yard passing game.
- ▶ UH snapped a four-game losing streak to the Beavers with its first win over Oregon State since the 1999 Oahu Bowl.
- ▶ The win gave UH its second over a Power 5 school. The last time UH defeated two Power 5 schools in the same season was 2006.

TEAM STAT COMPARISON

	UH	OS
FIRST DOWNS	29	24
RUSHES-YARDS (NET)	25-67	43-263
PASSING YDS (NET)	421	169
Passes Att-Comp-Int	30-52-1	15-33-0
TOTAL OFFENSE PLAYS-YARDS	77-488	76-432
Fumble Returns-Yards	0-0	0-0
Punt Returns-Yards	3-10	1-12
Kickoff Returns-Yards	3-115	2-61
Interception Returns-Yards	0-0	1-14
Punts (Number-Avg)	3-38.7	5-46.6
Fumbles-Lost	1-1	0-0
Penalties-Yards	4-40	9-92
Possession Time	30:40	29:20
Third-Down Conversions	2 of 12	5 of 15
Fourth-Down Conversions	2 of 4	2 of 4
Red-Zone Scores-Chances	2-3	2-2
Sacks By: Number-Yards	1-2	3-24

HAWAI'I TOP PERFORMERS

RUSHING:	No.	Yds.	Avg.	TD	LG
Reed	11	42	3.8	0	11
McDonald	12	19	1.6	0	12
PASSING:	C-Att.-I	Yds	TD	LG	SK
McDonald	30-52-1	421	4	43	3
RECEIVING:	No.	Yds.	TD	LG	
Ward	10	189	4	43	
Byrd II	7	61	0	20	
Smart	6	81	0	24	
Stovall	3	42	0	24	
Sharsh	3	42	0	16	
DEFENSE:	TOT	SK	TFL	INT	PBU
Hicks	10	0.0	0.0	0	1
Bethley	7	0.0	0.0	0	1
Davis	7	0.0	1.0	0	1
Matautia	7	1.0	1.0	0	0

GAME RECAPS

GAME 3 • Sept. 14, 2019 • Husky Stadium (67,589)

	1	2	3	4	OT	Final
Hawai'i (2-1)	0	7	13	0	-	20
#23 Washington (2-1)	21	17	0	14	-	52

SCORING SUMMARY

					UH	UW
1st	UH	TD	13:44	Hunter 47 yd pass from Eason (Henry kick)	0	7
	UW	TD	11:36	McGrew 22 yd rush (Henry kick)	0	14
	UW	TD	6:02	Nacua 28 yd pass from Eason (Henry kick)	0	21
2nd	UW	TD	13:32	Fuller 37 yd pass from Eason (Henry kick)	0	28
	UW	TD	7:45	Newton 5 yd rush (Henry kick)	0	35
	UW	FG	3:28	Henry 23 yd field goal	0	38
	UH	TD	0:39	Reed 0 yd fumble recovery (Meskell kick)	7	38
3rd	UH	TD	9:16	Reed 7 yd rush (Meskell kick)	14	38
	UH	TD	1:56	Byrd II 4 yd pass from McDonald (McDonald rush fail)	20	38
4th	UW	TD	12:02	Newton 1 yd rush (Henry kick)	20	45
	UW	TD	8:08	Newton 5 yd rush (Henry kick)	20	52



GAME NOTES

- No. 23 Washington got off to a fast start and built an insurmountable lead to hand UH its first loss of the season.
- The Huskies went up 14-0 less than four minutes in and scored the first 38 points of the game.
- UW eventually took a 38-7 lead into the locker room, while averaging better than 10 yards per play.
- UH scored 20 straight points, including a pair of long 14-play touchdown drives in the third quarter, but UW slammed the door with 14 fourth-quarter points.
- UH got a career game from sophomore Miles Reed who rushed for 70 yards and the first two touchdowns of his career.
- The Huskies' first four touchdowns came on plays of 22 yards or longer, including a 47-yard strike on just their third play from scrimmage.
- UH has lost three straight to the Huskies and its last nine mainland games against the Pac-12.
- It was UH's 17th loss in its last 18 non-conference road games dating back to 2010.
- UH has lost its last 11 games against ranked opponents dating back to 2010 and dropped to 1-17 all-time against ranked squads on the road.

TEAM STAT COMPARISON

	UH	UW
FIRST DOWNS	25	22
RUSHES-YARDS (NET)	34-141	31-190
PASSING YDS (NET)	254	260
Passes Att-Comp-Int	26-47-3	19-26-0
TOTAL OFFENSE PLAYS-YARDS	81-395	57-450
Fumble Returns-Yards	0-0	1-10
Punt Returns-Yards	1-9	1-1
Kickoff Returns-Yards	4-75	3-61
Interception Returns-Yards	0-0	3-25
Punts (Number-Avg)	3-36.3	3-43.7
Fumbles-Lost	1-0	0-0
Penalties-Yards	3-25	3-30
Possession Time	35:29	24:31
Third-Down Conversions	7 of 16	4 of 8
Fourth-Down Conversions	3 of 3	0 of 0
Red-Zone Scores-Chances	3-3	4-4
Sacks By: Number-Yards	1-1	1-6

HAWAII TOP PERFORMERS

RUSHING:	No.	Yds.	Avg.	TD	LG
Reed	15	70	4.7	2	12
McDonald	6	29	4.8	0	11
Keliilikiki	5	27	5.4	0	11
<hr/>					
PASSING:	C-Att.-I	Yds	TD	LG	SK
McDonald	22-35-3	218	1	22	0
Cordeiro	4-12	36	0	15	1
<hr/>					
RECEIVING:	No.	Yds.	TD	LG	
Byrd II	6	72	1	22	
Ward	6	66	0	15	
Smart	6	54	0	13	
Stovall	4	21	0	11	
<hr/>					
DEFENSE:	TOT	SK	TFL	INT	PBU
Hicks	8	0.0	0.0	0	0
Dalton	8	0.0	0.0	0	1
Thomas	7	0.0	0.0	0	0

HAWAII VS. FRESNO STATE (NOV. 2)

GAME 4 • Sept. 21, 2019 • Aloha Stadium (23,465)

	1	2	3	4	OT	Final
Central Arkansas (3-1)	0	9	0	7	-	16
Hawai'i (3-1)	14	14	0	7	-	35

SCORING SUMMARY

					UH	OS
1st	UH	TD	8:48	Kaneshiro 55 yd interception return (Meskell kick)	7	0
	UH	TD	1:52	Ward 5 yd pass from McDonald (Meskell kick)	14	0
2nd	UH	TD	14:28	Meskell 16 yd pass from McDonald (Meskell kick)	21	0
	UH	TD	7:53	Byrd II 13 yd pass from McDonald (Meskell kick)	28	0
	CA	TD	4:14	Carmargo 4 yd pass from Blackman (PAT blocked)	28	6
	CA	FG	0:10	Ray 35 yd field goal	28	9
4th	CA	TD	12:18	Blackman 23 yd rush (Ray kick)	28	16
	UH	TD	3:27	Victor 11 yd pass from McDonald (Meskell kick)	35	16



GAME NOTES

- UH raced out to a 28-0 lead after a quarter-and-half of action and maintained a double-digit lead from then on.
- Hawai'i extended its win streak versus FCS opponents to 17 dating back to 2001 and won its third straight Homecoming Game.
- The Warriors turned the ball over four times in the game including on the game's opening series but responded with a defensive touchdown followed by three offensive scores to stake a four-touchdown lead.
- The Bears scored the next 16 points to pull within 12 early in the fourth quarter, but UH iced the game with a six-minute touchdown drive in the fourth quarter
- Cole McDonald finished with 300 yards passing and four touchdowns to four different receivers.
- Jared Smart had a career-high eight receptions for 121 yards and a score.
- Hawai'i got on the board first when safety Kai Kaneshiro snagged a deflected pass mid-air and returned it 55 yards for a touchdown.
- It was UH's first defensive touchdown in 18 games and sparked a defensive effort which allowed only 189 yards passing to UCA, well below the Bears' average of 351.3 per game.

TEAM STAT COMPARISON

	UH	CA
FIRST DOWNS	23	18
RUSHES-YARDS (NET)	24-113	23-146
PASSING YDS (NET)	300	189
Passes Att-Comp-Int	25-32-1	29-53-1
TOTAL OFFENSE PLAYS-YARDS	56-413	76-335
Fumble Returns-Yards	0-0	0-0
Punt Returns-Yards	2-2	0-0
Kickoff Returns-Yards	2-53	3-69
Interception Returns-Yards	1-55	1-0
Punts (Number-Avg)	2-38.0	6-36.0
Fumbles-Lost	4-3	1-0
Penalties-Yards	7-75	6-45
Possession Time	29:19	30:41
Third-Down Conversions	4 of 7	5 of 16
Fourth-Down Conversions	1 of 1	0 of 3
Red-Zone Scores-Chances	4-4	2-3
Sacks By: Number-Yards	1-6	1-11

HAWAII TOP PERFORMERS

RUSHING:	No.	Yds.	Avg.	TD	LG
Reed	10	60	6.0	0	21
McDonald	4	31	7.8	0	21
Holly III	8	26	3.2	0	10
PASSING:	C-Att.-I	Yds	TD	LG	SK
McDonald	25-32-1	300	4	22	1
RECEIVING:	No.	Yds.	TD	LG	
Smart	8	121	1	22	
Byrd II	6	54	1	13	
Sharsh	5	67	0	21	
Victor	3	33	1	16	
Ward	3	25	1	11	
DEFENSE:	TOT	SK	TFL	INT	PBU
Farris II	7	0.0	0.0	0	2
Bethley	7	0.0	0.0	0	0
Padello	6	1.0	1.0	0	0

GAME RECAPS

GAME 5 • Sept. 28, 2019 • Mackay Stadium (15,137)

	1	2	3	4	OT	Final
Hawai'i (4-1, 1-0 MW)	7	24	14	9	-	54
Nevada (3-2, 0-1 MW)	0	3	0	0	-	3

SCORING SUMMARY

	UH	NV
1st UH TD 8:17 Byrd II 36 yd pass from McDonald (Meskell kick)	7	0
2nd UH TD 10:40 Byrd II 2 yd pass from McDonald (Meskell kick)	14	0
UH TD 9:11 Augafa 2 yd blocked punt return (Meskell kick)	21	0
UH TD 5:33 Reed 9 yd rush (Meskell kick)	28	0
NV FG 0:36 Talton 36 yd field goal	28	3
UH FG 0:02 Meskell 44 yd field goal	31	3
3rd UH TD 11:02 Sharsh 12 yd pass from McDonald (Meskell kick)	38	3
UH TD 2:57 Byrd II pass from McDonald (Meskell kick)	45	3
4th UH SAF 9:20 Team safety	47	3
UH TD 3:42 Funkhouser 14 yd pass from Uahinui (Meskell kick)	54	3



GAME NOTES

- UH raced out to a 28-0 lead and kept its foot on the pedal to notch its largest margin of victory ever in a Mountain West game.
- UH racked up 512 yards of total offense, held Nevada to a season-low 203 yards, and scored off a blocked punt.
- The Warriors picked up its first win in Reno since 2007 and just its second overall in 10 all-time trips there.
- UH offense played turnover free for the first time this season with Cole McDonald completing 25-of-30 passes for 312 yards and four touchdowns in three quarters of action.
- Cedric Byrd II was the recipient of three of those touchdowns, while Jason-Matthew Sharsh enjoyed a career night with nine catches, 123 yards and his first score of the season.
- UH allowed just 79 yards after the break and had three takeaways in pitching a second-half shutout of the Wolf Pack.
- UH's 51-point win was its third largest ever on the road and its largest since a 53-point win (63-10) at Utah State in 2006.
- UH's 31-3 halftime lead was its second largest ever in a road game, second only to UH's 41-10 lead at Idaho in 2007.

TEAM STAT COMPARISON

	UH	NV
FIRST DOWNS	26	16
RUSHES-YARDS (NET)	27-139	36-98
PASSING YDS (NET)	373	105
Passes Att-Comp-Int	31-36-0	18-31-2
TOTAL OFFENSE PLAYS-YARDS	63-512	67-203
Fumble Returns-Yards	0-0	0-0
Punt Returns-Yards	2-27-1	0-0
Kickoff Returns-Yards	2-44	5-87
Interception Returns-Yards	2-11	0-0
Punts (Number-Avg)	2-46.0	5-30.2
Fumbles-Lost	0-0	2-1
Penalties-Yards	6-70	10-78
Possession Time	31:12	28:48
Third-Down Conversions	5 of 9	4 of 14
Fourth-Down Conversions	0 of 2	0 of 3
Red-Zone Scores-Chances	5-7	1-1
Sacks By: Number-Yards	3-16	2-13

HAWAII TOP PERFORMERS

RUSHING:	No.	Yds.	Avg.	TD	LG
Holly III	11	63	5.7	0	16
Reed	6	26	4.3	1	15
Keliiiliki	5	26	5.2	0	23
PASSING:	C-Att.-I	Yds	TD	LG	SK
McDonald	25-30-0	312	4	42	1
Cordeiro	5-5	47	0	19	1
RECEIVING:	No.	Yds.	TD	LG	
Sharsh	9	123	1	30	
Byrd II	7	87	3	36	
Ward	5	68	0	42	
Funkhouser	4	36	0	14	
DEFENSE:	TOT	SK	TFL	INT	PBU
Hicks	7	0.0	1.0	1	2
Thomas	5	0.0	0.0	0	0
Padello	4	0.0	2.0	0	0

HAWAII VS. FRESNO STATE (NOV. 2)

GAME 6 • Oct. 12, 2019 • Albertson Stadium (36,902)

	1	2	3	4	OT	Final
Hawai'i (4-2, 1-1 MW)	7	7	7	16	-	37
#14 Boise St. (6-0, 3-0 MW)	14	17	21	7	-	59

SCORING SUMMARY

	UH	BS
1st BS TD 11:50 Shakir 5 yd rush (Sachse kick)	0	7
BS TD 8:20 Hightower 26 yd pass from Bachmeier (Sachse kick)	0	14
UH TD 7:23 Victor 17 yd pass from McDonald (Meskell kick)	7	14
2nd BS FG 13:46 Sachse 38 yd field goal	7	17
BS TD 5:52 Shakir 33 yd pass from Cord (Sachse kick)	7	24
BS TD 2:26 Mahone 13 yd rush (Sachse kick)	7	31
UH TD 0:41 Stovall 21 yd pass from McDonald (Meskell kick)	14	31
3rd BS TD 12:25 Hightower 42 yd pass from Cord (Sachse kick)	14	38
BS TD 8:24 Holani 25 yd pass from Henderson (Sachse kick)	14	45
UH TD 3:31 McDonald 17 yd rush (Meskell kick)	21	45
BS TD 0:00 Holani 8 yd pass from Cord (Sachse kick)	21	52
4th UH TD 10:37 Stovall 3 yd pass from McDonald (McDonald rush)	29	52
UH TD 2:44 Mardner 50 yd pass from Cordeiro (Stovall rush)	37	52
BS TD 1:49 Holani 40 yd rush (Sachse kick)	37	59



GAME NOTES

- UH dropped its first conference game of the year and second road game of the year as Boise State led wire-to-wire.
- UH lost three fumbles in the first half alone and the Broncos took full advantage parlaying those turnovers into 21 points.
- Boise State took a 31-14 lead into the locker room and didn't let up after the break, scoring 21 points in the third quarter.
- UH remain winless in seven all-time trips to Boise and fell to a nationally ranked team for the 12th straight time.
- Despite the loss, McDonald tossed three touchdowns, two of which went to Melquise Stovall.
- Stovall enjoyed his best game yet as a Rainbow Warrior with a team-high eight catches for 114 yards.
- With 251 passing and 54 rushing yards, McDonald moved past Garrett Gabriel on the school's all-time passing yardage and total offense lists.
- McDonald now stands at fifth all-time in passing (5,777) and fourth all-time in total offense (6,429).
- Boise State's 59 points were the most by an opponent this year while the Bronco's 533 yards were the second most (539 by Arizona).

TEAM STAT COMPARISON

	UH	BS
FIRST DOWNS	25	30
RUSHES-YARDS (NET)	19-118	39-218
PASSING YDS (NET)	340	315
Passes Att-Comp-Int	26-50-1	21-37-0
TOTAL OFFENSE PLAYS-YARDS	69-458	76-533
Fumble Returns-Yards	0-0	0-0
Punt Returns-Yards	2-27-1	1-4
Kickoff Returns-Yards	5-136	1-34
Interception Returns-Yards	2-11	0-0
Punts (Number-Avg)	4-37.2	3-42.0
Fumbles-Lost	3-3	1-1
Penalties-Yards	10-93	11-100
Possession Time	27:11	32:42
Third-Down Conversions	4 of 12	6 of 13
Fourth-Down Conversions	1 of 3	1 of 2
Red-Zone Scores-Chances	3-3	3-4
Sacks By: Number-Yards	1-1	0-0

HAWAII TOP PERFORMERS

RUSHING:	No.	Yds.	Avg.	TD	LG
McDonald	8	54	6.8	1	17
Holly III	4	29	7.2	0	10
Keliilikiki	3	27	9.0	0	19
PASSING:	C-Att.-I	Yds	TD	LG	SK
McDonald	23-41-0	266	3	46	0
Cordeiro	3-9-1	74	1	50	0
RECEIVING:	No.	Yds.	TD	LG	
Stovall	8	114	2	22	
Byrd II	6	74	0	46	
Victor	4	38	1	17	
Sharsh	4	29	0	14	
DEFENSE:	TOT	SK	TFL	INT	PBU
Padello	7	0.0	1.0	0	0
Picanello	6	0.0	0.0	0	1
Bethley	6	0.0	0.0	0	0

GAME RECAPS

GAME 7 • Oct. 19, 2019 • Aloha Stadium (23,757)

	1	2	3	4	OT	Final
Air Force (5-2, 3-1 MW)	7	21	7	21	-	56
Hawai'i (4-3, 1-2 MW)	3	17	0	6	-	26

SCORING SUMMARY

	UH	AF
1st UH FG 9:46 Meskell 41 yd field goal	3	0
AF TD 6:09 Remsberg 2 yd run (Koehnke PAT)	3	7
2nd AF TD 14:35 Schmidt 1 yd run (Koehnke PAT)	3	14
UH TD 13:44 Stovall 59 yd pass from McDonald (Meskell PAT)	10	14
AF TD 13:33 Sanders 75 yd pass from McDonald (Koehnke PAT)	10	21
UH FG 6:19 Meskell 27 yd field goal	13	21
AF TD 3:34 Remsberg 7 yd run (Koehnke PAT)	13	28
UH TD 2:04 Stovall 5 yd pass from McDonald (Meskell kick)	20	28
3rd AF TD 7:19 Jackson 10 yd run (Koehnke PAT)	20	35
4th UH TD 14:54 Ward 10 yd pass from McDonald (McDonald pass fail)	26	35
AF TD 13:37 Schmidt 61 yd rush (Koehnke PAT)	26	42
AF TD 7:49 Schmidt 18 yd rush (Koehnke PAT)	26	49
AF TD 4:01 Bugg III 92 yd interception return (Koehnke PAT)	26	56



GAME NOTES

- ▶ UH lost its second straight MW game and its first home game of the season.
- ▶ Air Force beat UH for the third time in the last four meetings and regained possession of the Kuter Trophy.
- ▶ Back-up quarterback Mike Schmidt came off the bench to rush for 120 yards and three touchdowns while passing for 147 yards and one score.
- ▶ Schmidt directed seven scoring drives in nine possessions while leading an offense that rushed for 353 yards on the ground.
- ▶ UH stayed within striking distance, trailing by nine points early in the fourth quarter. But the Falcons slammed the door with 21 unanswered points.
- ▶ Cole McDonald passed for 404 yards and three touchdowns and eclipsed the 400-yard mark for the second time this season and fifth of his career.
- ▶ The junior moved past Dan Robinson for fourth all-time on the UH passing list with more than 6,000 yards.
- ▶ Receiver Jared Smart caught a career-high 11 passes for 140 yards and JoJo Ward tallied six receptions for 89 yards.
- ▶ Melquise Stovall scored multiple touchdowns for the second straight week with touchdown catches of 59 and five yards, both coming in the second quarter. The 59-yarder was UH's longest pass play of the season.

TEAM STAT COMPARISON

	UH	AF
FIRST DOWNS	26	22
RUSHES-YARDS (NET)	20-82	51-353
PASSING YDS (NET)	404	169
Passes Att-Comp-Int	34-53-1	6-7-0
TOTAL OFFENSE PLAYS-YARDS	73-486	58-522
Fumble Returns-Yards	0-0	0-0
Punt Returns-Yards	0-0	0-0
Kickoff Returns-Yards	7-136	1-1
Interception Returns-Yards	0-0	1-92
Punts (Number-Avg)	3-44.0	2-48.5
Fumbles-Lost	3-1	2-0
Penalties-Yards	5-50	6-55
Possession Time	30:08	29:52
Third-Down Conversions	6 of 14	6 of 10
Fourth-Down Conversions	1 of 1	1 of 1
Red-Zone Scores-Chances	4-5	5-5
Sacks By: Number-Yards	0-0	4-17

HAWAII TOP PERFORMERS

RUSHING:	No.	Yds.	Avg.	TD	LG
McDonald	10	41	4.1	0	15
Reed	6	36	6.0	0	16
Holly III	3	8	2.7	0	5
PASSING:	C-Att.-I	Yds	TD	LG	SK
McDonald	34-52-1	404	3	59	3
Cordeiro	0-1	0	0	0	1
RECEIVING:	No.	Yds.	TD	LG	
Smart	11	140	0	25	
Byrd II	7	59	0	13	
Ward	6	89	1	32	
Stovall	3	71	2	59	
DEFENSE:	TOT	SK	TFL	INT	PBU
Bethley	9	0.0	0.0	0	0
Muasau	6	0.0	0.0	0	0
Matautia	5	0.0	0.0	0	0

HAWAII VS. FRESNO STATE (NOV. 2)

GAME 8 • Oct. 26, 2019 • Dreamstyle Stadium (12,617)

	1	2	3	4	OT	Final
Hawai'i (5-3, 2-2 MW)	21	14	3	7	-	45
New Mexico (2-6, 0-4 MW)	3	0	7	21	-	31

SCORING SUMMARY

	UH	NM
1st UH TD 13:14 McDonald 76-yard rush (Meskell kick)	7	0
NM FG 8:43 Shelley 39 yd field goal	0	3
UH TD 4:40 Matautia 14-yd interception return (Meskell kick)	14	3
UH TD 1:56 Noa 54 yd pass from McDonald (Meskell kick)	21	3
2nd UH TD 8:50 McDonald 1 yd rush (Meskell kick)	28	3
UH TD 0:33 Reed 1 yd rush (Meskell kick)	35	3
3rd NM TD 11:02 Davis 67 yd rush (Shelley kick)	35	10
UH FG 3:09 Meskell 24 yd field goal	38	10
4th UH TD 9:16 Victor 9 yd pass from Cordeiro (Meskell kick)	45	10
NM TD 7:16 Davis 19 yd rush (Shelley kick)	45	17
NM TD 4:41 Somoye 9 yd pass from Tuioti (Shelley kick)	45	24
NM TD 4:03 Kress 59 yd pass from Tuioti (Shelley kick)	45	31



GAME NOTES

- ▶ It was UH's first win over New Mexico since 1991 after dropping seven straight meetings. It was also UH's first win in Albuquerque since 1987.
- ▶ UH led wire-to-wire, taking a 21-3 first-quarter lead before expanding it to 35-3 at the break for the program's largest lead ever on the road.
- ▶ The Warriors held a 45-10 lead in the fourth, before the Lobos scored the final 21 points of the game.
- ▶ UH ran for a season-high 255 yards, while finishing with 578 yards of total offense, its second-highest total this year.
- ▶ Cole McDonald passed for 237 yards and a touchdown, while rushing for two touchdowns and 140 yards to fuel the duel threat UH offense.
- ▶ McDonlad's 140 rushing yards were the most by a UH quarterback since Johnny Macon had 141 versus Fresno State in 1995.
- ▶ Kumoku Noa became the sixth different UH wide receiver to eclipse 100 yards in a game this season when he finished with 120 yards and touchdown on just four catches. It was Noa's first action in two years.
- ▶ UH got its second pick-six this season when Solomon Matautia scored on a 14-yard return in the first quarter. It was Matautia's third career defensive TD.
- ▶ Kai Kaneshiro recorded a career-high eight tackles in his second career start.

TEAM STAT COMPARISON

	UH	NM
FIRST DOWNS	21	23
RUSHES-YARDS (NET)	34-255	31-207
PASSING YDS (NET)	323	293
Passes Att-Comp-Int	21-40-1	23-40-2
TOTAL OFFENSE PLAYS-YARDS	74-578	71-500
Fumble Returns-Yards	0-0	0-0
Punt Returns-Yards	2-12	2-27
Kickoff Returns-Yards	5-136	3-128
Interception Returns-Yards	2-16	0-0
Punts (Number-Avg)	4-49.5	3-46.0
Fumbles-Lost	0-0	0-0
Penalties-Yards	10-85	5-34
Possession Time	32:04	27:56
Third-Down Conversions	5 of 15	4 of 12
Fourth-Down Conversions	2 of 3	0 of 2
Red-Zone Scores-Chances	4-4	3-3
Sacks By: Number-Yards	2-10	2-12

HAWAII TOP PERFORMERS

RUSHING:	No.	Yds.	Avg.	TD	LG
McDonald	9	140	15.6	2	76
Reed	16	97	6.1	1	20
Keliiliki	4	5	1.2	0	3
PASSING:	C-Att.-I	Yds	TD	LG	SK
McDonald	17-30-1	237	1	54	1
Cordeiro	4-8-0	86	1	57	0
RECEIVING:	No.	Yds.	TD	LG	
Byrd II	6	58	0	16	
Noa	4	120	1	57	
Sharsh	4	39	0	15	
Ward	3	80	0	38	
DEFENSE:	TOT	SK	TFL	INT	PBU
Kaneshiro	8	0.0	0.0	0	0
Matautia	6	0.0	0.5	1	0
Pritchard	5	1.0	2.0	0	0

TEAM STATISTICS

HAWAI'I VS. FRESNO STATE (NOV. 2)

Team Statistics	UH	OPP
SCORING	293	283
Points Per Game	36.6	35.4
Points Off Turnovers	35	97
FIRST DOWNS	205	181
Rushing	64	81
Passing	128	83
Penalty	13	17
RUSHING YARDAGE	1069	1638
Yards gained rushing	1194	1749
Yards lost rushing	125	111
Rushing Attempts	213	286
Average Per Rush	5.0	5.7
Average Per Game	133.6	204.8
TDs Rushing	8	21
PASSING YARDAGE	2836	1861
Comp-Att-Int	227-358-12	153-266-7
Average Per Pass	7.9	7.0
Average Per Catch	12.5	12.2
Average Per Game	354.5	232.6
TDs Passing	28	16
TOTAL OFFENSE	3905	3499
Total Plays	571	552
Average Per Play	6.8	6.3
Average Per Game	488.1	437.4
KICK RETURNS: #-Yards	26-641	20-485
PUNT RETURNS: #-Yards	12-69	5-44
INT RETURNS: #-Yards	7-131	12-185
KICK RETURN AVERAGE	24.7	24.2
PUNT RETURN AVERAGE	5.8	8.8
INT RETURN AVERAGE	18.7	15.4
FUMBLES-LOST	14-10	6-2
PENALTIES-Yards	52-487	60-517
Average Per Game	60.9	64.6
PUNTS-Yards	22-911	32-1265
Average Per Punt	41.4	39.5
Net punt average	38.5	35.5
KICKOFFS-Yards	52-3207	53-3177
Average Per Kick	61.7	59.9
Net kick average	39.8	38.9
TIME OF POSSESSION/Game	31:46	28:14
3RD-DOWN Conversions	39/95	38/100
3rd-Down Pct	41%	38%
4TH-DOWN Conversions	14/20	4/15
4th-Down Pct	70%	27%
SACKS BY-Yards	11-40	14-88
MISC YARDS	0	0
TOUCHDOWNS SCORED	39	38
FIELD GOALS-ATTEMPTS	6-11	6-8
ON-SIDE KICKS	0-1	0-0
RED-ZONE SCORES	(28-32) 88%	(23-26) 88%
RED-ZONE TOUCHDOWNS	(23-32) 72%	(18-26) 69%
PAT-ATTEMPTS	(35-35) 100%	(37-38) 97%
ATTENDANCE	96425	132245
Games/Avg Per Game	4/24106	4/33061
Neutral Site Games		0/0

Score by Quarters	1st	2nd	3rd	4th	OT	Total
Hawai'i	73	111	51	58	0	293
Opponents	59	102	49	73	0	283

INDIVIDUAL STATISTICS

HAWAI'I VS. FRESNO STATE (NOV. 2)

Rushing	gp-gs	att	gain	loss	net	avg	td	lg	avg/g
REED, Miles	8-4	76	392	22	370	4.9	4	21	46.2
MCDONALD, Cole	8-8	58	400	64	336	5.8	3	76	42.0
HOLLY III, Fred	7-3	34	155	2	153	4.5	0	16	21.9
KELIILIKI, H.	8-0	17	88	3	85	5.0	0	23	10.6
CORDEIRO, C.	6-0	13	72	20	52	4.0	0	22	8.7
FURUTA, Dayton	2-1	7	48	0	48	6.9	1	17	24.0
BYRD II, Cedric	8-8	2	32	0	32	16.0	0	29	4.0
VICTOR, Lincoln	5-0	1	7	0	7	7.0	0	7	1.4
STOVALL, M.	5-1	1	0	0	0	0.0	0	0	0.0
TEAM	6-0	3	0	6	-6	-2.0	0	0	-1.0
UAHINUI, Justin	2-0	1	0	8	-8	-8.0	0	0	-4.0
Total	8	213	1194	125	1069	5.0	8	76	133.6
Opponents	8	286	1749	111	1638	5.7	21	67	204.8

Passing	gp-gs	effic	comp-att-int	pct	yds	td	lg	avg/g
MCDONALD, Cole	8-8	151.43	205-313-11	65.5	2521	24	59	315.1
CORDEIRO, C.	6-0	129.01	21-42-1	50.0	301	3	57	50.2
UAHINUI, Justin	2-0	182.53	1-3-0	33.3	14	1	14	7.0
Total	8	149.06	227-358-12	63.4	2836	28	59	354.5
Opponents	8	130.87	153-266-7	57.5	1861	16	75	232.6

Receiving	gp-gs	no.	yds	avg	td	lg	avg/g
BYRD II, Cedric	8-8	59	689	11.7	9	46	86.1
SMART, Jared	8-8	44	522	11.9	1	25	65.2
SHARSH, Jason-M	8-7	39	407	10.4	1	30	50.9
WARD, JoJo	8-8	37	587	15.9	7	43	73.4
STOVALL, M.	5-1	18	248	13.8	4	59	49.6
VICTOR, Lincoln	5-0	8	75	9.4	3	17	15.0
PHILLIPS, James	4-0	5	52	10.4	0	18	13.0
NOA, Kumoku	1-0	4	120	30.0	1	57	120.0
FUNKHOUSER, R.	5-0	4	36	9.0	1	14	7.2
MARDNER, Nick	7-0	2	57	28.5	1	50	8.1
REED, Miles	8-4	2	11	5.5	0	6	1.4
FURUTA, Dayton	2-1	2	10	5.0	0	6	5.0
EALY, Mekel	2-0	1	19	19.0	0	19	9.5
JOHNSON, John	5-0	1	6	6.0	0	6	1.2
HOLLY III, Fred	7-3	1	-3	-3.0	0	0	-0.4
Total	8	227	2836	12.5	28	59	354.5
Opponents	8	153	1861	12.2	16	75	232.6

Punt Returns	no.	yds	avg	td	lg
STOVALL, M.	6	28	4.7	0	14
BYRD II, Cedric	3	10	3.3	0	10
SMART, Jared	2	2	1.0	0	1
CHOI, Andrew	1	27	27.0	0	0
AUGAFA, Justice	0	2	0.0	1	2
Total	12	69	5.8	1	14
Opponents	5	44	8.8	0	19

Interceptions	no.	yds	avg	td	lg
OKEKE, Ikem	3	62	20.7	0	49
KANESHIRO, Kai	2	55	27.5	1	55
MATAUTIA, S.	1	14	14.0	1	14
HICKS, Kalen	1	0	0.0	0	0
Total	7	131	18.7	2	55
Opponents	12	185	15.4	1	92

Kick Returns	no.	yds	avg	td	lg
STOVALL, M.	14	384	27.4	0	65
VICTOR, Lincoln	5	125	25.0	0	35
AUGAFA, Justice	4	77	19.2	0	22
WARD, JoJo	2	31	15.5	0	17
BYRD II, Cedric	1	24	24.0	0	24
Total	26	641	24.7	0	65
Opponents	20	485	24.2	0	58

Fumble Returns	no.	yds	avg	td	lg
Total	0	0	0.0	0	0
Opponents	1	10	10.0	0	10

INDIVIDUAL STATISTICS

HAWAI'I VS. FRESNO STATE (NOV. 2)

Scoring	td	fg	PAT				dxp	saf	pts
			kick	rush	rcv	pass			
BYRD II, Cedric	9	-	-	-	-	-	-	-	54
MESKELL, Ryan	-	6-11	35-35	-	-	-	-	-	53
WARD, JoJo	7	-	-	-	-	-	-	-	42
STOVALL, M.	4	-	-	1-1	-	-	-	-	26
REED, Miles	4	-	-	-	-	-	-	-	24
MCDONALD, Cole	3	-	-	1-2	-	0-1	-	-	20
VICTOR, Lincoln	3	-	-	-	-	-	-	-	18
SHARSH, Jason-M	1	-	-	-	-	-	-	-	6
MARDNER, Nick	1	-	-	-	-	-	-	-	6
FUNKHOUSER, R.	1	-	-	-	-	-	-	-	6
NOA, Kumoku	1	-	-	-	-	-	-	-	6
AUGAFA, Justice	1	-	-	-	-	-	-	-	6
KANESHIRO, Kai	1	-	-	-	-	-	-	-	6
MATAUTIA, S.	1	-	-	-	-	-	-	-	6
SMART, Jared	1	-	-	-	-	-	-	-	6
FURUTA, Dayton	1	-	-	-	-	-	-	-	6
TEAM	-	-	-	-	-	-	-	1	2
Total	39	6-11	35-35	2-3	-	0-1	-	1	293
Opponents	38	6-8	37-38	-	-	-	-	-	283

Total Offense	g	plays	rush	pass	total	avg/g
MCDONALD, Cole	8	371	336	2521	2857	357.1
REED, Miles	8	76	370	0	370	46.2
CORDEIRO, C.	6	55	52	301	353	58.8
HOLLY III, Fred	7	34	153	0	153	21.9
KELIILIKI, H.	8	17	85	0	85	10.6
FURUTA, Dayton	2	7	48	0	48	24.0
BYRD II, Cedric	8	2	32	0	32	4.0
VICTOR, Lincoln	5	1	7	0	7	1.4
UAHINUI, Justin	2	4	-8	14	6	3.0
TEAM	6	3	-6	0	-6	-1.0
Total	8	571	1069	2836	3905	488.1
Opponents	8	552	1638	1861	3499	437.4

Field Goals	fg	pct.	01-19	20-29	30-39	40-49	50-99	lg	blk
MESKELL, Ryan	6-11	54.5	0-0	3-4	1-1	2-5	0-1	44	0

FG Sequence	Hawai'i	Opponents
Arizona	(34)	(53)
Oregon State	47,27,48,(28)	52
Washington	55,49	(23)
Central Arkansas	-	(35)
Nevada	(44)	(36)
Boise State	-	(38)
Air Force	(41),(27)	-
New Mexico	(24)	(39),48

Punting	no.	yds	avg	lg	tb	fc	i20	50+	blk
GAUDION, Stan	16	618	38.6	55	0	7	5	1	0
SCRUTON, Ben	6	293	48.8	65	1	1	2	2	0
Total	22	911	41.4	65	1	8	7	3	0
Opponents	32	1265	39.5	56	3	8	9	5	1

Kickoffs	no.	yds	avg	tb	ob	retn	net	ydln
MESKELL, Ryan	52	3207	61.7	26	1			
Total	52	3207	61.7	26	1	24.2	39.8	25
Opponents	53	3177	59.9	19	0	24.7	38.9	26

Numbers in (parentheses) indicate field goal was made.

All Purpose	g	rush	rcv	pr	kr	ir	total	avg/g
BYRD II, Cedric	8	32	689	10	24	0	755	94.4
STOVALL, M.	5	0	248	28	384	0	660	132.0
WARD, JoJo	8	0	587	0	31	0	618	77.2
SMART, Jared	8	0	522	2	0	0	524	65.5
SHARSH, Jason	8	0	407	0	0	0	407	50.9
REED, Miles	8	370	11	0	0	0	381	47.6
MCDONALD, Co	8	336	0	0	0	0	336	42.0
VICTOR, Lincoln	5	7	75	0	125	0	207	41.4
HOLLY III, Fred	7	153	-3	0	0	0	150	21.4
NOA, Kumoku	1	0	120	0	0	0	120	120.0
KELIILIKI, H.	8	85	0	0	0	0	85	10.6
AUGAFA, Justic	8	0	0	2	77	0	79	9.9
OKEKE, Ikem	7	0	0	0	0	62	62	8.9
FURUTA, Dayto	2	48	10	0	0	0	58	29.0
MARDNER, Nick	7	0	57	0	0	0	57	8.1
KANESHIRO, K	6	0	0	0	0	55	55	9.2
CORDEIRO, C.	6	52	0	0	0	0	52	8.7
PHILLIPS, Jame	4	0	52	0	0	0	52	13.0
FUNKHOUSER,	5	0	36	0	0	0	36	7.2
CHOI, Andrew	5	0	0	27	0	0	27	5.4
EALY, Mekel	2	0	19	0	0	0	19	9.5
MATAUTIA, S.	8	0	0	0	0	14	14	1.8
JOHNSON, Joh	5	0	6	0	0	0	6	1.2
TEAM	6	-6	0	0	0	0	-6	-1.0
UAHINUI, Justin	2	-8	0	0	0	0	-8	-4.0
Total	8	1069	2836	69	641	131	4746	593.2
Opponents	8	1638	1861	44	485	185	4213	526.6

DEFENSIVE STATS

HAWAI'I VS. FRESNO STATE (NOV. 2)

##	Defensive Leaders	gp-gs	Tackles				Sacks	Pass defense			Fumbles		blkd	
			ua	a	tot	tfl/yds		int-yds	brup	qbh	rcv-yds	ff	kick	saf
0C	HICKS, Kalen	7-7	29	13	42	1.0-1	.	1-0	4
5	BETHLEY, Khoury	8-6	29	12	41	.	.	.	1
27	MATAUTIA, S.	8-7	19	18	37	2.5-4	1.0-2	1-14
18	DAVIS, Cortez	8-7	31	4	35	3.5-4	.	.	4
96	PADELLO, Ka.	8-8	24	6	30	6.0-13	2.0-7	.	.	3	.	1	.	.
8	FORD, Eugene	8-6	25	5	30	2.0-4	1.0-2	.	2
4	FARRIS II, R.	8-8	17	10	27	.	.	.	5	.	1-0	.	.	.
12	PICANCO, Kana'i	7-4	14	9	23	1.0-2	1.0-2	.	2	1	.	1	.	.
53	MUASAU, Darius	8-0	18	2	20	1.5-5
48	THOMAS, Derek	5-0	14	1	15	.	.	.	1	1
95	HUNE, Kendall	8-8	10	4	14	0.5-0	.	.	1	.	.	1	.	.
2	PRITCHARD, J.	5-5	8	5	13	2.0-6	1.0-5
22	OKEKE, Ikem	7-2	8	4	12	.	.	3-62	2
15	SCOTT, Paul	8-2	6	5	11	1.5-6	.	.	1
29	DALTON, Donovan	8-0	8	3	11	0.5-1	.	.	2
49	WILLIAMS, Manly	8-3	7	4	11	1.0-9	.	.	.	1	1-0	.	.	.
24	KANESHIRO, Kai	6-2	7	2	9	.	.	2-55	1
92	MATTHEWS, DJuan	8-0	4	5	9
43	VEGA, Mason	6-5	5	4	9	2.5-8	1.0-4	.	1	1
55	TA'ALA, B.	8-8	6	3	9	2.5-6	1.0-5	.	2	.	.	.	1	.
91	AKOTEU, Sam	4-0	5	2	7	1.0-1
46	HO CHING, T.	5-0	4	1	5
69	SEEI, Azia	7-0	2	3	5	1
47	KAMANA, Noa	8-0	3	2	5
51	MANUWAI, Makai	4-0	3	2	5	0.5-1
99	LAULU, Jonah	8-0	2	2	4	3.0-8	1.5-6	1	.	.
6	BYRD II, Cedric	8-8	4	.	4
20	WILSON, Zach	8-0	2	1	3
17	MESKELL, Ryan	8-0	3	.	3
35	KEENE, Jeffery	7-0	3	.	3
2C	FRANCISCO, Akil	8-0	.	2	2	.	.	.	1
33	FISO, Steven	8-0	2	.	2
42	KAHAHAWAI-WELCH	5-0	2	.	2	1.0-5
50	TAVAI, Justus	3-0	2	.	2	1.0-2	1.0-2
66	MOANANU, E.	5-0	1	1	2
11	AUGAFA, Justice	8-0	1	1	2
59	CHOI, Andrew	5-0	.	1	1	0.5-5	0.5-5	1	.
28	EMERSON, Nalu	3-0	1	.	1
5G	HIGGINS, Parker	1-0	1	.	1
3	SHARSH, Jason-M	8-7	1	.	1
23	SMART, Jared	8-8	1	.	1
31	PETERSON, Tiger	1-0	.	1	1
52	VAIPULU, Solo	5-4	1	.	1
98	SHAW, Foi	3-0	1	.	1
63	TUULIMA, Taaga	8-8	1	.	1
TM	TEAM	6-0	1	1
Total		8	335	138	473	35-91	11-40	7-131	31	8	2-0	4	2	1
Opponents		8	338	128	466	27-124	14-88	12-185	32	3	10-10	10	.	.

SUPERLATIVES

HAWAI'I VS. FRESNO STATE (NOV. 2)

INDIVIDUAL GAME HIGHS

Rushes	16	REED, Miles at New Mexico (Oct 26, 2019)
Yards Rushing	140	MCDONALD, Cole at New Mexico (Oct 26, 2019)
TD Rushes	2	REED, Miles at Washington (09/14/19)
	2	MCDONALD, Cole at New Mexico (Oct 26, 2019)
Long Rush	76	MCDONALD, Cole at New Mexico (Oct 26, 2019)
Pass attempts	52	MCDONALD, Cole vs Oregon State (Sep 07, 2019)
	52	MCDONALD, Cole vs Air Force (Oct 19, 2019)
Pass completions	34	MCDONALD, Cole vs Air Force (Oct 19, 2019)
Yards Passing	421	MCDONALD, Cole vs Oregon State (Sep 07, 2019)
TD Passes	4	MCDONALD, Cole vs Arizona (Aug 24, 2019)
	4	MCDONALD, Cole vs Oregon State (Sep 07, 2019)
	4	MCDONALD, Cole vs Central Arkansas (Sep 21, 2019)
	4	MCDONALD, Cole at Nevada (Sep 28, 2019)
Long Pass	59	MCDONALD, Cole vs Air Force (Oct 19, 2019)
Receptions	14	BYRD II, Cedric vs Arizona (Aug 24, 2019)
Yards Receiving	224	BYRD II, Cedric vs Arizona (Aug 24, 2019)
TD Receptions	4	BYRD II, Cedric vs Arizona (Aug 24, 2019)
	4	WARD, JoJo vs Oregon State (Sep 07, 2019)
Long Reception	59	STOVALL, M. vs Air Force (Oct 19, 2019)
Field Goals	2	MESKELL, Ryan vs Air Force (Oct 19, 2019)
Long Field Goal	44	MESKELL, Ryan at Nevada (Sep 28, 2019)
Punts	3	GAUDION, Stan vs Oregon State (Sep 07, 2019)
	3	GAUDION, Stan at Boise State (Oct 12, 2019)
Punting Avg	65.0	SCRUTON, Ben vs Air Force (Oct 19, 2019)
Long Punt	65	SCRUTON, Ben vs Air Force (Oct 19, 2019)
Punts inside 20	1	GAUDION, Stan vs Arizona (Aug 24, 2019)
	1	GAUDION, Stan vs Oregon State (Sep 07, 2019)
	1	GAUDION, Stan vs Central Arkansas (Sep 21, 2019)
	1	GAUDION, Stan at Nevada (Sep 28, 2019)
	1	SCRUTON, Ben vs Air Force (Oct 19, 2019)
	1	GAUDION, Stan at New Mexico (Oct 26, 2019)
	1	SCRUTON, Ben at New Mexico (Oct 26, 2019)

TEAM GAME HIGHS

Rushes	34	at Washington (09/14/19)
	34	at New Mexico (Oct 26, 2019)
Yards Rushing	255	at New Mexico (Oct 26, 2019)
Yards Per Rush	7.5	at New Mexico (Oct 26, 2019)
TD Rushes	3	at New Mexico (Oct 26, 2019)
Pass attempts	53	vs Air Force (Oct 19, 2019)
Pass completions	34	vs Arizona (Aug 24, 2019)
	34	vs Air Force (Oct 19, 2019)
Yards Passing	436	vs Arizona (Aug 24, 2019)
Yards Per Pass	10.4	at Nevada (Sep 28, 2019)
TD Passes	5	vs Arizona (Aug 24, 2019)
	5	at Nevada (Sep 28, 2019)
Total Plays	81	at Washington (09/14/19)
Total Offense	595	vs Arizona (Aug 24, 2019)
Yards Per Play	8.1	at Nevada (Sep 28, 2019)
Points	54	at Nevada (Sep 28, 2019)
Sacks By	3	at Nevada (Sep 28, 2019)
First Downs	31	vs Arizona (Aug 24, 2019)
Penalties	10	at Boise State (Oct 12, 2019)
	10	at New Mexico (Oct 26, 2019)
Penalty Yards	88	at Boise State (Oct 12, 2019)
Turnovers	6	vs Arizona (Aug 24, 2019)
Interceptions By	2	vs Arizona (Aug 24, 2019)
	2	at Nevada (Sep 28, 2019)
	2	at New Mexico (Oct 26, 2019)
Punts	4	at Boise State (Oct 12, 2019)
	4	at New Mexico (Oct 26, 2019)
Punting Avg	49.5	at New Mexico (Oct 26, 2019)
Long Punt	65	vs Air Force (Oct 19, 2019)
Punts inside 20	2	at New Mexico (Oct 26, 2019)

OPPONENT INDIVIDUAL GAME HIGHS

Rushes	31	Jefferson, J., vs Oregon State (Sep 07, 2019)
Yards Rushing	200	DAVIS, Ahmari, at New Mexico (Oct 26, 2019)
TD Rushes	3	Newton, Richard, at Washington (09/14/19)
	3	SCHMIDT, Mike, vs Air Force (Oct 19, 2019)
Long Rush	67	DAVIS, Ahmari, at New Mexico (Oct 26, 2019)
Pass attempts	51	Smith, Breylin, vs Central Arkansas (Sep 21, 2019)
Pass completions	28	Smith, Breylin, vs Central Arkansas (Sep 21, 2019)
Yards Passing	361	Tate, K., vs Arizona (Aug 24, 2019)
TD Passes	3	Tate, K., vs Arizona (Aug 24, 2019)
	3	Eason, Jacob, at Washington (09/14/19)
	3	CORD, Chase, at Boise State (Oct 12, 2019)
Long Pass	75	SCHMIDT, Mike, vs Air Force (Oct 19, 2019)
Receptions	8	Winningham, Luj, vs Central Arkansas (Sep 21, 2019)
Yards Receiving	141	HIGHTOWER, John, at Boise State (Oct 12, 2019)
TD Receptions	2	HIGHTOWER, John, at Boise State (Oct 12, 2019)
	2	HOLANI, George, at Boise State (Oct 12, 2019)
Long Reception	75	SANDERS, Geraud, vs Air Force (Oct 19, 2019)
Field Goals	1	Havrisik, L., vs Arizona (Aug 24, 2019)
	1	Henry, Peyton, at Washington (09/14/19)
	1	Ray, Hayden, vs Central Arkansas (Sep 21, 2019)
	1	TALTON, Brandon, at Nevada (Sep 28, 2019)
	1	SACHSE, Eric, at Boise State (Oct 12, 2019)
	1	SHELLEY, Andrew, at New Mexico (Oct 26, 2019)
Long Field Goal	53	Havrisik, L., vs Arizona (Aug 24, 2019)
Punts	6	Wallace, Taylor, vs Central Arkansas (Sep 21, 2019)
Punting Avg	50.0	Rodriguez, D., vs Oregon State (Sep 07, 2019)
Long Punt	56	DYER, Tyson, at New Mexico (Oct 26, 2019)
Punts inside 20	2	Wallace, Taylor, vs Central Arkansas (Sep 21, 2019)
	2	VELAZQUEZ, Joel, at Boise State (Oct 12, 2019)
	2	DYER, Tyson, at New Mexico (Oct 26, 2019)
Long Punt Return	19	ROGERS, De'John, at New Mexico (Oct 26, 2019)
Long Kickoff Return	58	CARROLL, Bryson, at New Mexico (Oct 26, 2019)
Tackles	9	Schooler, C., vs Arizona (Aug 24, 2019)
	9	Roberts, Avery, vs Oregon State (Sep 07, 2019)
	9	Gordon, Kyler, at Washington (09/14/19)
	9	Taylor, Keith, at Washington (09/14/19)

OPPONENT TEAM GAME HIGHS

Rushes	51	vs Air Force (Oct 19, 2019)
Yards Rushing	353	vs Air Force (Oct 19, 2019)
Yards Per Rush	6.9	vs Air Force (Oct 19, 2019)
TD Rushes	6	vs Air Force (Oct 19, 2019)
Pass attempts	53	vs Central Arkansas (Sep 21, 2019)
Pass completions	29	vs Central Arkansas (Sep 21, 2019)
Yards Passing	361	vs Arizona (Aug 24, 2019)
Yards Per Pass	24.1	vs Air Force (Oct 19, 2019)
TD Passes	5	at Boise State (Oct 12, 2019)
Total Plays	76	vs Oregon State (Sep 07, 2019)
	76	vs Central Arkansas (Sep 21, 2019)
	76	at Boise State (Oct 12, 2019)
Total Offense	539	vs Arizona (Aug 24, 2019)
Yards Per Play	9.0	vs Air Force (Oct 19, 2019)
Points	59	at Boise State (Oct 12, 2019)
Sacks By	4	vs Air Force (Oct 19, 2019)
First Downs	29	at Boise State (Oct 12, 2019)
Penalties	11	at Boise State (Oct 12, 2019)
Penalty Yards	95	at Boise State (Oct 12, 2019)
Turnovers	3	at Nevada (Sep 28, 2019)
Interceptions By	4	vs Arizona (Aug 24, 2019)
Punts	6	vs Central Arkansas (Sep 21, 2019)
Punting Avg	48.5	vs Air Force (Oct 19, 2019)
Long Punt	56	at New Mexico (Oct 26, 2019)
Punts inside 20	2	vs Oregon State (Sep 07, 2019)
	2	vs Central Arkansas (Sep 21, 2019)
	2	at Boise State (Oct 12, 2019)
	2	at New Mexico (Oct 26, 2019)
Long Punt Return	19	at New Mexico (Oct 26, 2019)

TEAM STATISTICS

Date	Opponent	Rushing				Receiving				Passing				Kick Returns				Punt Returns				tot off
		no.	yds	td	lg	no.	yds	td	lg	cmp-att-int	yds	td	lg	no.	yds	td	lg	no.	yds	td	lg	
Aug 24	ARIZONA	30	159	1	22	34	436	5	41	34-48-4	436	5	41	2	65	0	37	2	9	0	8	595
Sep 07	OREGON STATE	25	67	0	12	30	421	4	43	30-52-1	421	4	43	3	115	0	65	3	10	0	14	488
09/14/19	at Washington	34	141	2	12	26	254	1	22	26-47-3	254	1	22	4	75	0	36	1	9	0	9	395
Sep 21	CENTRAL ARKANSAS	24	113	0	21	25	300	4	22	25-32-1	300	4	22	2	53	0	35	2	2	0	1	413
Sep 28	at Nevada	27	139	1	29	31	373	5	42	31-36-0	373	5	42	2	44	0	24	2	27	1	2	512
Oct 12	at Boise State	19	113	1	19	26	325	4	50	26-50-1	325	4	50	5	136	0	37	0	0	0	0	438
Oct 19	AIR FORCE	20	82	0	16	34	404	3	59	34-53-1	404	3	59	7	136	0	26	0	0	0	0	486
Oct 26	at New Mexico	34	255	3	76	21	323	2	57	21-40-1	323	2	57	1	17	0	17	2	12	0	10	578
Hawai'i		213	1069	8	76	227	2836	28	59	227-358-12	2836	28	59	26	641	0	65	12	69	1	14	3905
		286	1638	21	67	153	1861	16	75	153-266-7	1861	16	75	20	485	0	58	5	44	0	19	3499

Games: 8 • Avg/rush: 5.0 • Avg/catch: 12.5 • Pass eff: 149.06 • KR avg: 24.7 • PR avg: 5.8 • All purpose avg/game: 593.2 • Total offense avg/gm: 488.1

		Tackles				Sacks	Fumble		Pass Defense			blkd	PAT Attempts				off		
Date	Opponent	ua	a	total	tfl-yds	no-yds	ff	fr-yds	int-yds	qbh	brup	kick	kick	rush	rcv	saf	t/o	pts	
Aug 24	ARIZONA	46	14	60	6.0-17	2.0-4	0	0-0	2-49	2	5	0	6-6	0	0	0	14	45	
Sep 07	OREGON STATE	44	20	64	5.0-10	1.0-2	0	0-0	0-0	3	5	0	4-4	0	0	0	0	31	
09/14/1	at Washington	36	20	56	2.0-3	1.0-1	0	0-0	0-0	0	3	0	2-2	0	0	0	0	20	
Sep 21	CENTRAL ARKANSAS	41	18	59	4.0-13	1.0-6	1	0-0	1-55	3	8	1	5-5	0	0	0	7	35	
Sep 28	at Nevada	53	8	61	11.0-28	3.0-16	2	1-0	2-11	0	2	1	7-7	0	0	1	7	54	
Oct 12	at Boise State	40	16	56	2.0-3	1.0-1	1	1-0	0-0	0	6	0	3-3	2	0	0	0	37	
Oct 19	AIR FORCE	38	18	56	0.0-0	0.0-0	0	0-0	0-0	0	0	0	2-2	0	0	0	0	26	
Oct 26	at New Mexico	37	24	61	5.0-17	2.0-10	0	0-0	2-16	0	2	0	6-6	0	0	0	7	45	
Hawai'i		335	138	473	35.0-91	11.0-40	4	2-0	7-131	8	31	2	35-35	2	0	1	35	293	
		338	128	466	27.0-124	14.0-88	10	10-10	12-185	3	32	0	37-38	0	0	0	97	283	

		Punting									Field Goals			Kickoffs				
Date	Opponent	no.	yds	avg	long	blkd	tb	fc	50+	i20	md-att	long	blkd	no.	yds	avg	tb	ob
Aug 24	ARIZONA	1	39	39.0	39	0	0	1	0	1	1-1	34	0	8	492	61.5	5	0
Sep 07	OREGON STATE	3	116	38.7	45	0	0	1	0	1	1-4	28	0	6	383	63.8	3	1
09/14/1	at Washington	3	109	36.3	40	0	0	2	0	0	0-2	0	0	4	226	56.5	0	0
Sep 21	CENTRAL ARKANSAS	2	76	38.0	39	0	0	0	0	1	0-0	0	0	6	391	65.2	3	0
Sep 28	at Nevada	2	92	46.0	47	0	1	0	0	1	1-1	44	0	9	543	60.3	3	0
Oct 12	at Boise State	4	149	37.2	49	0	0	3	0	0	0-0	0	0	5	322	64.4	4	0
Oct 19	AIR FORCE	3	132	44.0	65	0	0	1	1	1	2-2	41	0	6	327	54.5	3	0
Oct 26	at New Mexico	4	198	49.5	55	0	0	0	2	2	1-1	24	0	8	523	65.4	5	0
Hawai'i		22	911	41.4	65	0	1	8	3	7	6-11	44	0	52	3207	61.7	26	1
		32	1265	39.5	56	1	3	8	5	9	6-8	53	0	53	3177	59.9	19	0

OPPONENT STATISTICS

Date	Opponent	Rushing				Receiving				Passing				Kick Returns				Punt Returns				tot off
		no.	yds	td	lg	no.	yds	td	lg	cmp-att-int	yds	td	lg	no.	yds	td	lg	no.	yds	td	lg	
Aug 24	ARIZONA	32	178	2	31	22	361	3	57	22-39-2	361	3	57	2	44	0	23	0	0	0	0	539
Sep 07	OREGON STATE	43	263	3	45	15	169	1	28	15-33-0	169	1	28	2	61	0	40	1	12	0	12	432
09/14/19	at Washington	31	190	4	42	19	260	3	47	19-26-0	260	3	47	3	61	0	24	1	1	0	1	450
Sep 21	CENTRAL ARKANSAS	23	146	1	42	29	189	1	20	29-53-1	189	1	20	3	69	0	40	0	0	0	0	335
Sep 28	at Nevada	36	98	0	18	18	105	0	21	18-31-2	105	0	21	5	87	0	21	0	0	0	0	203
Oct 12	at Boise State	39	203	3	40	21	315	5	42	21-37-0	315	5	42	1	34	0	34	1	4	0	4	518
Oct 19	AIR FORCE	51	353	6	64	6	169	1	75	6-7-0	169	1	75	1	1	0	1	0	0	0	0	522
Oct 26	at New Mexico	31	207	2	67	23	293	2	59	23-40-2	293	2	59	3	128	0	58	2	27	0	19	500
Opponents		286	1638	21	67	153	1861	16	75	153-266-7	1861	16	75	20	485	0	58	5	44	0	19	3499
		213	1069	8	76	227	2836	28	59	227-358-12	2836	28	59	26	641	0	65	12	69	1	14	3905

Games: 8 • Avg/rush: 5.7 • Avg/catch: 12.2 • Pass effic: 130.87 • KR avg: 24.2 • PR avg: 8.8 • All purpose avg/game: 526.6 • Total offense avg/gm: 437.4

		Tackles				Sacks	Fumble		Pass Defense			blkd	PAT Attempts			off		
Date	Opponent	ua	a	total	tfl-yds	no-yds	ff	fr-yds	int-yds	qbh	brup	kick	kick	rush	rcv	saf	t/o	pts
Aug 24	ARIZONA	49	20	69	3.0-9	1.0-5	2	2-10	4-45	1	4	0	5-5	0	0	0	28	38
Sep 07	OREGON STATE	47	12	59	5.0-35	3.0-24	1	1-0	1-14	1	1	0	4-4	0	0	0	7	28
09/14/1	at Washington	38	34	72	1.0-6	1.0-6	1	0-0	3-25	0	4	0	7-7	0	0	0	17	52
Sep 21	CENTRAL ARKANSAS	39	6	45	1.0-11	1.0-11	1	3-0	1-0	0	2	0	1-2	0	0	0	3	16
Sep 28	at Nevada	48	10	58	6.0-19	2.0-13	0	0-0	0-0	0	1	0	0-0	0	0	0	0	3
Oct 12	at Boise State	30	14	44	2.0-8	0.0-0	3	3-0	1-0	0	8	0	8-8	0	0	0	21	59
Oct 19	AIR FORCE	52	6	58	6.0-23	4.0-17	2	1-0	1-92	1	5	0	8-8	0	0	0	14	56
Oct 26	at New Mexico	35	26	61	3.0-13	2.0-12	0	0-0	1-9	0	7	0	4-4	0	0	0	7	31
Opponents		338	128	466	27.0-124	14.0-88	10	10-10	12-185	3	32	0	37-38	0	0	0	97	283
		335	138	473	35.0-91	11.0-40	4	2-0	7-131	8	31	2	35-35	2	0	1	35	293

		Punting										Field Goals			Kickoffs				
Date	Opponent	no.	yds	avg	long	blkd	tb	fc	50+	i20	md-att	long	blkd	no.	yds	avg	tb	ob	
Aug 24	ARIZONA	5	173	34.6	43	0	0	1	0	0	1-1	53	0	7	460	65.7	5	0	
Sep 07	OREGON STATE	5	233	46.6	54	0	1	0	1	2	0-1	0	0	5	290	58.0	1	0	
09/14/1	at Washington	3	131	43.7	45	0	0	1	0	1	1-1	23	0	9	554	61.6	4	0	
Sep 21	CENTRAL ARKANSAS	6	216	36.0	42	0	0	1	0	2	1-1	35	0	4	192	48.0	0	0	
Sep 28	at Nevada	5	151	30.2	45	1	1	2	0	0	1-1	36	0	3	205	68.3	1	0	
Oct 12	at Boise State	3	126	42.0	54	0	1	1	1	2	1-1	38	0	10	642	64.2	5	0	
Oct 19	AIR FORCE	2	97	48.5	51	0	0	2	1	0	0-0	0	0	9	500	55.6	0	0	
Oct 26	at New Mexico	3	138	46.0	56	0	0	0	2	2	1-2	39	0	6	334	55.7	3	0	
Opponents		32	1265	39.5	56	1	3	8	5	9	6-8	53	0	53	3177	59.9	19	0	
		22	911	41.4	65	0	1	8	3	7	6-11	44	0	52	3207	61.7	26	1	

Hawai'i Inside Opponent Red-Zone

Date	Opponent	Score	Times	Times	Total		Rush	Pass	FGs	Failed to score inside RZ					
			In RZ	Scored	Pts	TDs	TDs	TDs	Made	FGA	Down	Int	Fumb	Half	Game
Aug 24, 2019	ARIZONA	W 45-38	3	3	17	2	1	1	1	0	0	0	0	0	0
Sep 07, 2019	OREGON STATE	W 31-28	3	2	10	1	0	1	1	1	0	0	0	0	0
09/14/19	at Washington	L 20-52	3	3	20	3	2	1	0	0	0	0	0	0	0
Sep 21, 2019	CENTRAL ARKANSAS	W 35-16	4	4	28	4	0	4	0	0	0	0	0	0	0
Sep 28, 2019	at Nevada	W 54-3	7	5	35	5	1	4	0	0	2	0	0	0	0
Oct 12, 2019	at Boise State	L 37-59	3	3	22	3	1	2	0	0	0	0	0	0	0
Oct 19, 2019	AIR FORCE	L 26-56	5	4	19	2	0	2	2	0	0	1	0	0	0
Oct 26, 2019	at New Mexico	W 45-31	4	4	24	3	2	1	1	0	0	0	0	0	0
Totals			32	28	175	23	7	16	5	1	2	1	0	0	0
28 of 32 (87.5%)															

Opponents Inside Hawai'i Red-Zone

Date	Opponent	Score	Times	Times	Total		Rush	Pass	FGs	Failed to score inside RZ					
			In RZ	Scored	Pts	TDs	TDs	TDs	Made	FGA	Down	Int	Fumb	Half	Game
Aug 24, 2019	ARIZONA	W 45-38	4	3	17	2	1	1	1	0	0	1	0	0	0
Sep 07, 2019	OREGON STATE	W 31-28	2	2	14	2	1	1	0	0	0	0	0	0	0
09/14/19	at Washington	L 20-52	4	4	24	3	3	0	1	0	0	0	0	0	0
Sep 21, 2019	CENTRAL ARKANSAS	W 35-16	3	2	9	1	0	1	1	0	1	0	0	0	0
Sep 28, 2019	at Nevada	W 54-3	1	1	3	0	0	0	1	0	0	0	0	0	0
Oct 12, 2019	at Boise State	L 37-59	4	3	21	3	2	1	0	0	1	0	0	0	0
Oct 19, 2019	AIR FORCE	L 26-56	5	5	35	5	5	0	0	0	0	0	0	0	0
Oct 26, 2019	at New Mexico	W 45-31	3	3	17	2	1	1	1	0	0	0	0	0	0
Totals			26	23	140	18	13	5	5	0	2	1	0	0	0
23 of 26 (88.5%)															

3rd-Down Conversions

Date	Opponent	Score	Overall	1st Qtr	2nd Qtr	3rd Qtr	4th Qtr	Overtime
Aug 24, 2019	ARIZONA	W 45-38	5-10 50.0	1-3 33.3	2-2 100.0	0-1 0.0	2-4 50.0	
Sep 07, 2019	OREGON STATE	W 31-28	2-12 16.7	0-2 0.0	1-4 25.0	0-1 0.0	1-5 20.0	
09/14/19	at Washington	L 20-52	7-16 43.8	0-4 0.0	1-3 33.3	4-6 66.7	2-3 66.7	
Sep 21, 2019	CENTRAL ARKANSAS	W 35-16	4-7 57.1	1-1 100.0	1-2 50.0	2-3 66.7	0-1 0.0	
Sep 28, 2019	at Nevada	W 54-3	5-9 55.6	2-4 50.0	1-1 100.0	1-2 50.0	1-2 50.0	
Oct 12, 2019	at Boise State	L 37-59	5-12 41.7	0-2 0.0	1-3 33.3	0-1 0.0	4-6 66.7	
Oct 19, 2019	AIR FORCE	L 26-56	6-14 42.9	0-2 0.0	2-5 40.0	2-3 66.7	2-4 50.0	
Oct 26, 2019	at New Mexico	W 45-31	5-15 33.3	1-2 50.0	0-2 0.0	2-5 40.0	2-6 33.3	
	Hawai'i		39-95 41.1	5-20 25.0	9-22 40.9	11-22 50.0	14-31 45.2	0-0 0.0
	Opponents		38-100 38.0	9-25 36.0	11-28 39.3	11-26 42.3	7-21 33.3	0-0 0.0

4th-Down Conversions

Date	Opponent	Score	Overall	1st Qtr	2nd Qtr	3rd Qtr	4th Qtr	Overtime
Aug 24, 2019	ARIZONA	W 45-38	2-3 66.7	2-2 100.0	0-0 0.0	0-1 0.0	0-0 0.0	
Sep 07, 2019	OREGON STATE	W 31-28	3-3 100.0	1-1 100.0	2-2 100.0	0-0 0.0	0-0 0.0	
09/14/19	at Washington	L 20-52	3-3 100.0	1-1 100.0	0-0 0.0	2-2 100.0	0-0 0.0	
Sep 21, 2019	CENTRAL ARKANSAS	W 35-16	1-1 100.0	0-0 0.0	0-0 0.0	0-0 0.0	1-1 100.0	
Sep 28, 2019	at Nevada	W 54-3	0-2 0.0	0-1 0.0	0-0 0.0	0-0 0.0	0-1 0.0	
Oct 12, 2019	at Boise State	L 37-59	1-3 33.3	0-0 0.0	0-1 0.0	0-0 0.0	1-2 50.0	
Oct 19, 2019	AIR FORCE	L 26-56	2-2 100.0	0-0 0.0	1-1 100.0	0-0 0.0	1-1 100.0	
Oct 26, 2019	at New Mexico	W 45-31	2-3 66.7	0-0 0.0	2-2 100.0	0-0 0.0	0-1 0.0	
	Hawai'i		14-20 70.0	4-5 80.0	5-6 83.3	2-3 66.7	3-6 50.0	0-0 0.0
	Opponents		4-15 26.7	0-1 0.0	2-5 40.0	1-2 50.0	1-7 14.3	0-0 0.0

Time of Possession

Date	Opponent	Score	Overall	1st Qtr	2nd Qtr	3rd Qtr	4th Qtr	Overtime
Aug 24, 2019	ARIZONA	W 45-38	37:56	10:36	11:04	6:23	9:53	
Sep 07, 2019	OREGON STATE	W 31-28	30:40	7:06	8:08	6:21	9:05	
09/14/19	at Washington	L 20-52	35:29	8:29	8:04	12:05	6:51	
Sep 21, 2019	CENTRAL ARKANSAS	W 35-16	29:19	8:00	6:01	8:01	7:17	
Sep 28, 2019	at Nevada	W 54-3	31:12	8:39	6:16	8:13	8:04	
Oct 12, 2019	at Boise State	L 37-59	27:18	7:17	4:54	5:42	9:25	
Oct 19, 2019	AIR FORCE	L 26-56	30:08	6:40	10:53	4:43	7:52	
Oct 26, 2019	at New Mexico	W 45-31	32:04	5:05	8:51	8:30	9:38	
	Hawai'i	Total	254:06	61:52	64:11	59:58	68:05	0:00
		Avg.	31:45	7:44	8:01	7:29	8:30	0:00
	Opponents	Total	225:54	58:08	55:49	60:02	51:55	0:00
		Avg.	28:14	7:16	6:58	7:30	6:29	0:00

OFFENSE

3 JASON-MATTHEW SHARSH (WR)

RECEIVING

Receptions: _____ 9 at Nevada, 9/28/19
Yards: _____ 123 at Nevada, 9/28/19
Long: _____ 49 vs. San Diego State, 11/24/18
TDs: _____ 1, 2x, last at Nevada, 9/28/19

CAREER RECEIVING TOTALS

	G	Rec	Yds	TD	Lg	RPG	YPC	YPG
2018	11	9	152	1	49	0.8	16.9	13.8
2019	8	39	407	1	30	4.9	10.4	50.9
TOTAL	19	48	559	2	49	2.5	11.6	29.4

4 KUMOKU NOA (WR)

RECEIVING

Receptions: _____ 4, 2x, last at New Mexico, 10/26/19
Yards: _____ 120 at New Mexico, 10/26/19
Long: _____ 57 at New Mexico, 10/26/19
TDs: _____ 1, 3x, last at New Mexico, 10/26/19

CAREER RECEIVING TOTALS

	G	Rec	Yds	TD	Lg	RPG	YPC	YPG
2017	6	11	140	2	38	1.8	12.7	23.3
2018					DNP			
2019	1	4	120	1	57	4.0	30.0	120.0
TOTAL	7	15	260	3	57	2.1	17.3	37.1

6 CEDRIC BYRD II (WR)

RECEIVING

Receptions: _____ 14 vs. Arizona, 8/24/19
Yards: _____ 224 vs. Arizona, 8/24/19
Long: _____ 55 at Colorado State, 8/25/28
TDs: _____ 4 vs. Arizona, 8/24/19

SEASON RECEIVING TOTALS

	G	Rec	Yds	TD	Lg	RPG	YPC	YPG
2018	14	79	970	9	55	5.5	12.3	69.3
2019	8	59	689	9	46	7.4	11.7	86.1
TOTAL	22	138	1659	18	55	6.3	12.0	75.4

KICKOFF RETURN

Attempts: _____ 1, 3x, last at Nevada, 9/28/19
Yards: _____ 46 vs. La Tech 12/22/18
Long: _____ 46 vs. La Tech 12/22/18
TD: _____ None

PUNT RETURN

Returns: _____ 2 at New Mexico, 10/26/19
Yards: _____ 12 at New Mexico, 10/26/19
Long: _____ 10 at New Mexico, 10/26/19
TD: _____ None

9 JOJO WARD (WR)

RECEIVING

Receptions: _____ 10 vs. Oregon State, 9/7/19
Yards: _____ 189 vs. Oregon State, 9/7/19
Long: _____ 75 vs. Navy, 9/1/18
TDs: _____ 4 vs. Oregon State, 9/7/19

CAREER RECEIVING TOTALS

	G	Rec	Yds	TD	Lg	RPG	YPC	YPG
2018	14	51	865	9	75	3.6	17.0	61.8
2019	8	37	587	7	43	4.6	15.9	73.4
TOTAL	22	88	1452	16	75	4.0	16.5	66.0

9 JOJO WARD (WR) (CONT.)

PUNT RETURN

Returns: _____ 1, 2x, last vs. Nevada, 10/20/18
Yards: _____ 7 vs. Nevada, 10/20/18
Long: _____ 7 vs. Nevada, 10/20/18
TD: _____ None

11 JUSTIN UAHINUI (QB)

PASSING

Completions: _____ 1 at Nevada, 9/28/19
Attempts: _____ 2 at New Mexico, 10/26/19
Yards: _____ 14 at Nevada, 9/28/19
Long: _____ 14 at Nevada, 9/28/19
TDs: _____ 1 at Nevada, 9/28/19

12 CHEVAN CORDEIRO (QB)

PASSING

Completions: _____ 19 vs. Wyoming, 10/6/18
Attempts: _____ 29 vs. Wyoming, 10/6/18
Yards: _____ 153 vs. UNLV, 11/17/18
Long: _____ 68 vs. UNLV, 11/17/18
TDs: _____ 3 vs. UNLV, 11/17/18
INTs: _____ 1, 3x, last at Boise State, 10/12/19

CAREER PASSING TOTALS

	G	C-A-I	Yds	TD	Lg	Pct	YPP	YPG
2018	4	30-49-2	384	6	68	.612	7.8	96.0
2019	6	21-42-1	301	3	57	.500	7.2	50.2
TOTAL	10	51-91-3	685	9	68	.566	7.5	68.5

RUSHING

Attempts: _____ 12 vs. Wyoming, 10/6/18
Yards: _____ 34 vs. Arizona, 8/24/19
Long: _____ 22 vs. Arizona, 8/24/19
TDs: _____ None

CAREER RUSHING TOTALS

	G	Att	Yds	TD	Lg	YPC	YPG
2018	4	23	46	0	17	2.0	11.5
2019	6	13	52	0	22	4.0	8.7
TOTAL	10	36	98	0	22	2.7	9.8

13 COLE MCDONALD (QB)

PASSING

Completions: _____ 34, 2x, last vs. Air Force, 10/19/19
Attempts: _____ 57 at San Jose State, 9/29/18
Yards: _____ 452 vs. SDSU, 11/24/18
Long: _____ 80 at Army, 9/15/18
TDs: _____ 6 vs. Navy, 9/1/18
INTs: _____ 4 vs. Arizona, 8/24/19

CAREER PASSING TOTALS

	G	C-A-I	Yds	TD	Lg	Pct	YPP	YPG
2017	6	5-9-0	22	1	9	.556	2.4	3.7
2018	13	285-484-10	3875	36	80	.593	8.0	298.1
2019	8	205-313-11	2521	24	59	.655	8.1	315.1
TOTAL	27	495-806-21	6418	61	80	.614	8.0	237.7

RUSHING

Attempts: _____ 15 vs. UNLV, 11/17/18
Yards: _____ 140 at New Mexico, 10/26/19
Long: _____ 76 at New Mexico, 10/26/19
TDs: _____ 2, 2x, last at New Mexico, 10/26/19

CAREER RUSHING TOTALS

	G	Att	Yds	TD	Lg	YPC	YPG
2017	6	16	138	1	58	8.6	23.0
2018	13	134	359	4	28	2.7	27.6
2019	8	58	336	3	76	5.8	42.0
TOTAL	27	208	833	8	76	4.0	30.9

14 JAMES PHILLIPS (WR)

RECEIVING

Receptions: _____ 2, 2x, last vs. Air Force, 10/19/19
Yards: _____ 24 at Washington, 9/14/19
Long: _____ 18 vs. Arizona, 8/24/19
TDs: _____ None

CAREER RECEIVING TOTALS

	G	Rec	Yds	TD	Lg	RPG	YPC	YPG
2019	4	5	52	0	18	1.3	10.4	13.0

21 FRED HOLLY III (RB)

RUSHING

Attempts: _____ 17, 2x, last vs. Rice, 9/8/18
Yards: _____ 100 vs. Rice, 9/8/18
Long: _____ 46 vs. Rice, 9/8/18
TDs: _____ 2 vs. Rice, 9/8/18

CAREER RUSHING TOTALS

	G	Att	Yds	TD	Lg	YPC	YPG
2017	2	9	27	0	9	3.0	13.5
2018	14	108	468	4	46	4.3	33.4
2019	7	34	153	0	16	4.5	21.9
TOTAL	23	151	648	4	46	4.3	28.2

RECEIVING

Receptions: _____ 2 at Colorado State, 8/25/18
Yards: _____ 38 at Colorado State, 8/25/18
Long: _____ 23 at Colorado State, 8/25/18
TDs: _____ None

CAREER RECEIVING TOTALS

	G	Rec	Yds	TD	Lg	RPG	YPC	YPG
2017	2	0	0	0	0	0.0	0.0	0.0
2018	14	8	77	0	23	0.6	9.6	5.5
2019	7	1	-3	0	0	0.1	0.0	-0.3
TOTAL	23	9	74	0	23	0.4	8.2	3.2

23 JARED SMART (WR)

RECEIVING

Receptions: _____ 11 vs. Air Force, 10/19/19
Yards: _____ 140 vs. Air Force, 10/19/19
Long: _____ 25 vs. Air Force, 10/19/19
TDs: _____ 1 vs. Central Arkansas, 9/21/19

CAREER RECEIVING TOTALS

	G	Rec	Yds	TD	Lg	RPG	YPC	YPG
2019	8	44	522	1	25	5.5	11.9	65.3

26 MILES REED (RB)

RUSHING

Attempts: _____ 16 at New Mexico, 10/26/19
Yards: _____ 97 at New Mexico, 10/26/19
Long: _____ 21 vs. Central Arkansas, 9/21/19
TDs: _____ 2 at Washington, 9/14/19

CAREER RUSHING TOTALS

	G	Att	Yds	TD	Lg	YPC	YPG
2018	10	30	130	0	15	4.3	13.0
2019	8	76	370	4	21	4.9	46.3
TOTAL	18	106	500	4	21	4.7	27.8

RECEIVING

Receptions: _____ 1, 4x, last at New Mexico, 10/26/19
Yards: _____ 6, 2x, last at Nevada, 9/28/19
Long: _____ 6, 2x, last at Nevada, 9/28/19
TDs: _____ None

26 MILES REED (RB) (CONT.)

CAREER RECEIVING TOTALS

	G	Rec	Yds	TD	Lg	RPG	YPC	YPG
2018	10	2	8	0	6	0.2	4.0	0.8
2019	8	2	11	0	6	0.3	5.5	1.4
TOTAL	18	4	19	0	6	0.2	4.8	1.1

44 HEKILI KELIILIKI (RB)

RUSHING

Attempts: _____ 5, 2x, last at Nevada, 9/28/19
 Yards: _____ 27 at Washington, 9/14/19
 Long: _____ 23 at Nevada, 9/28/19
 TDs: _____ None

80 MEKEL EALY (WR)

RECEIVING

Receptions: _____ 1 at Nevada, 9/28/19
 Yards: _____ 19 at Nevada, 9/28/19
 Long: _____ 19 at Nevada, 9/28/19
 TDs: _____ None

84 NICK MARDNER (WR)

RECEIVING

Receptions: _____ 1, 2x, last at New Mexico, 10/26/19
 Yards: _____ 50 at Boise State, 10/12/19
 Long: _____ 50 at Boise State, 10/12/19
 TDs: _____ 1 at Boise State, 10/12/19

85 LINCOLN VICTOR (WR)

RECEIVING

Receptions: _____ 4 at Boise State, 10/12/19
 Yards: _____ 38 at Boise State, 10/12/19
 Long: _____ 17 at Boise State, 10/12/19
 TDs: _____ 1, 3x, last at New Mexico, 10/26/19

KICKOFF RETURN

Attempts: _____ 2, 2x, last at Boise State, 10/12/19
 Yards: _____ 55 at Boise State, 10/12/19
 Long: _____ 35 vs. Central Arkansas, 9/21/19
 TD: _____ None

87 ROBERT FUNKHOUSER (WR)

RECEIVING

Receptions: _____ 4 at Nevada, 9/28/19
 Yards: _____ 36 at Nevada, 9/28/19
 Long: _____ 14 at Nevada, 9/28/19
 TDs: _____ 1 at Nevada, 9/28/19

88 JOHN JOHNSON (WR)

RECEIVING

Receptions: _____ 1 at Nevada, 9/28/19
 Yards: _____ 6 at Nevada, 9/28/19
 Long: _____ 6 at Nevada, 9/28/19
 TDs: _____ None

DEFENSE

2 JEREMIAH PRITCHARD (LB)

Tackles: _____ 6, 4x, last vs. San Diego State, 10/28/17
 TFLs: _____ 2.0, 2x, last at New Mexico, 10/26/19
 Sacks: _____ 2.0 at UMass, 8/26/17
 INT: _____ None

CAREER DEFENSE TOTALS

	G	UA-A	T T	TFL	SK	PD	FF	FR	INT
2016	11	21-10	31	3.5	0.0	1	1	0	0
2017	11	21-10	31	6.5	3.0	1	1	0	0
2018	1	0-1	1	0.5	0.0	0	0	0	0
2019	5	8-5	13	2.0	1.0	0	0	0	0
TOTAL	28	50-26	76	12.5	4.0	1	1	0	0

3 KALEN HICKS (DB)

Tackles: _____ 10, 2x, last vs. Oregon State, 9/7/19
 TFL: _____ 2.0, vs. UNLV, 11/17/18
 INT: _____ 1 at Nevada, 9/28/19
 Sacks: _____ 2.0, vs. UNLV, 11/17/18
 PBU: _____ 2 at Nevada, 9/28/19

HICKS CAREER DEFENSE TOTALS

	G	UA-A	T T	TFL	SK	PD	FF	FR	INT
2016	3	0-1	1	0.5	0.0	0	0	0	0
2017	12	13-6	19	1.5	1.0	0	0	0	0
2018	14	53-23	76	4.0	1.0	3	0	0	0
2019	7	29-13	42	1.5	0.0	5	0	0	1
TOTAL	36	95-43	138	7.5	2.0	8	0	0	1

4 ROJESTERMAN FARRIS II (DB)

Tackles: _____ 9, 2x, last at Nevada, 10/7/17
 TFL: _____ 0.5 vs. San José State, 10/14/17
 INT: _____ 1, 3x, last at BYU, 10/13/18
 Sacks: _____ None
 PBU: _____ 3 vs. San Jose State, 10/14/17

CAREER DEFENSE TOTALS

	G	UA-A	T T	TFL	SK	PD	FF	FR	INT
2016	14	20-9	29	0.0	1.0	4	0	0	1
2017	11	27-16	43	0.5	0.0	5	0	0	1
2018	14	35-10	45	0.0	0.0	12	1	0	1
2019	8	17-9	26	0.0	0.0	4	0	1	0
TOTAL	47	99-44	143	0.5	1.0	25	1	1	3

5 KHOURY BETHLEY (DB)

Tackles: _____ 9, 4x, last vs. Air Force, 10/19/19
 TFL: _____ None
 INT: _____ None
 Sacks: _____ None
 PBU: _____ 1, 5x, last vs. Oregon State, 9/7/19

CAREER DEFENSE TOTALS

	G	UA-A	T T	TFL	SK	PD	FF	FR	INT
2018	14	35-5	40	0.0	0.0	4	1	1	0
2019	8	29-12	41	0.0	0.0	1	0	0	0
TOTAL	22	64-17	81	0.0	0.0	5	1	1	0

8 EUGENE FORD (DB)

Tackles: _____ 8 at Nevada, 10/7/17
 TFL: _____ 2.0 vs. Arizona 8/24/19
 INT: _____ 1, 2x last at Colorado State, 8/25/18
 Sacks: _____ 1.0 vs. Arizona, 8/24/19
 PBU: _____ 1, 6x, last at Washington, 9/14/19

CAREER DEFENSE TOTALS

	G	UA-A	T T	TFL	SK	PD	FF	FR	INT
2017	12	20-7	27	1.0	0.0	3	0	0	1
2018	14	18-8	26	0.0	0.0	4	0	0	1
2019	8	25-5	30	2.0	1.0	2	0	0	0
TOTAL	34	63-20	83	3.0	1.0	9	0	0	2

11 JUSTICE AUGAFA (DB)

Tackles: _____ 1, 2x, last vs. Alr Force, 10/19/19
 TFLs: _____ None
 INT: _____ None
 Sacks: _____ None
 PBU: _____ None

CAREER DEFENSE TOTALS

	G	UA-A	T T	TFL	SK	PD	FF	FR	INT
2019	8	1-1	2	0.0	0.0	0	0	0	0

12 KANA'I PICANCO (LB)

Tackles: _____ 6 at Boise State, 10/12/19
 TFLs: _____ 1.0, 2x, last vs. Arizona, 8/24/19
 INT: _____ None
 Sacks: _____ 1.0, 2x, last vs. Arizona, 8/24/19

CAREER DEFENSE TOTALS

	G	UA-A	T T	TFL	SK	PD	FF	FR	INT
2018	14	14-11	25	1.5	1.0	0	0	1	0
2019	7	14-9	23	1.0	1.0	2	1	0	0
TOTAL	21	28-20	48	2.5	2.0	2	1	1	0

15 PAUL SCOTT (LB)

Tackles: _____ 4, 2x, last vs. Nevada, 10/20/18
 TFLs: _____ 1.0 at New Mexico, 10/26/19
 INT: _____ None
 Sacks: _____ None

CAREER DEFENSE TOTALS

	G	UA-A	T T	TFL	SK	PD	FF	FR	INT
2018	11	12-5	17	0.0	0	0	2	0	0
2019	8	6-5	11	1.5	0	1	0	0	0
TOTAL	19	18-10	28	1.5	0.0	1	2	0	0

18 CORTEZ DAVIS (DB)

Tackles: _____ 7 vs. Oregon State, 9/7/19
 TFLs: _____ 1.0, 3x, last at Washington, 9/14/19
 INT: _____ None
 Sacks: _____ None
 PBU: _____ 1, 3x, last vs. Central Arkansas, 9/21/19

CAREER DEFENSE TOTALS

	G	UA-A	T T	TFL	SK	PD	FF	FR	INT
2019	8	31-5	36	3.5	0.0	4	0	0	0

20 ZACH WILSON (DB)

Tackles: _____ 5 at Fresno State, 10/27/18
 TFLs: _____ 1.0 vs. Duquesne, 9/22/18
 INT: _____ 1, 2x, last vs. Duquesne, 9/22/18
 Sacks: _____ None
 PBU: _____ None

CAREER DEFENSE TOTALS

	G	UA-A	T T	TFL	SK	PD	FF	FR	INT
2016	9	1-1	2	0.0	0.0	0	0	0	0
2017	2	2-1	3	0.5	0.0	0	0	0	0
2018	13	12-10	22	1.0	0.0	2	0	0	2
2019	8	2-1	3	0.0	0.0	0	0	0	0
TOTAL	32	17-13	30	1.5	0.0	2	0	0	2

22 IKEM OKEKE (DB)

Tackles: _____ 13 at Army, 9/15/18
 TFLs: _____ 1.0, 4x, last vs. Nevada, 10/20/18
 INT: _____ 1, 3x, last at New Mexico, 10/26/19
 Sacks: _____ 1.0 vs. Middle Tennessee, 12/24/16
 PBU: _____ 2 vs. Louisiana Tech, 12/22/18

PLAYER GAME HIGHS/CAREER STATS

HAWAI'I VS. FRESNO STATE (NOV. 2)

22 IKEM OKEKE (DB) (CONT.)

CAREER DEFENSE TOTALS

	G	UA-A	TT	TFL	SK	PD	FF	FR	INT
2016	11	6-3	9	1.0	1.0	0	1	0	0
2017	12	2-4	6	0.0	0.0	0	0	0	0
2018	14	60-27	87	3.0	0.0	3	1	0	0
2019	7	8-4	12	0.0	0.0	5	0	0	3
TOTAL	44	76-38	114	4.0	1.0	8	2	0	3

23 AKIL FRANCISCO (DB)

Tackles: _____ 1, 2x, last at New Mexico, 10/26/19
TFLS: _____ None
INT: _____ None
PBU: _____ 1, 2x, last vs. Central Arkansas, 9/21/19

CAREER DEFENSE TOTALS

	G	UA-A	TT	TFL	SK	PD	FF	FR	INT
2018	9	0-0	0	0.0	0.0	0	0	0	0
2019	8	1-1	2	0.0	0.0	1	0	0	0
TOTAL	17	1-1	2	0.0	0.0	1	0	0	0

24 KAI KANESHIRO (DB)

Tackles: _____ 8 at New Mexico, 10/26/19
TFLS: _____ None
INT: _____ 1, 2x, last vs. Central Arkansas, 9/21/19
Sacks: _____ None
PBU: _____ 1 at Boise State, 10/12/19

KANESHIRO'S CAREER DEFENSE TOTALS

	G	UA-A	TT	TFL	SK	PD	FF	FR	INT
2018	4	6-0	6	0.0	0.0	0	0	0	0
2019	6	7-2	9	0.0	0.0	3	0	0	2
TOTAL	10	13-2	15	0.0	0.0	3	0	0	2

27 SOLOMON MATAUTIA (LB)

Tackles: _____ 15 at Utah State, 11/18/17
TFL: _____ 2.0 at, UNLV, 11/4/17
INT: _____ 1, 4x, last at New Mexico, 10/26/19
Sacks: _____ 1.0, 3x last vs. Oregon State, 9/7/19
TD: _____ 1, 2x, last vs. BYU, 11/25/17

CAREER DEFENSE TOTALS

	G	UA-A	TT	TFL	SK	PD	FF	FR	INT
2016	13	11-11	22	3.5	0.0	0	0	0	0
2017	12	50-35	85	4.5	1.0	4	2	1	3
2018	13	54-38	92	4.5	1.0	4	3	0	0
2019	8	19-18	37	2.5	1.0	0	0	0	1
TOTAL	46	134-102	236	15.0	3.0	8	5	1	4

28 NALU EMERSON (DB)

Tackles: _____ 1 vs. Central Arkansas, 9/21/19
TFLS: _____ None
INT: _____ None
Sacks: _____ None
PBU: _____ None

CAREER DEFENSE TOTALS

	G	UA-A	TT	TFL	SK	PD	FF	FR	INT
2019	2	1-0	1	0.0	0.0	0	0	0	0

29 DONOVAN DALTON (DB)

Tackles: _____ 8 at Washington, 9/14/19
TFL: _____ 0.5, 2x, last at Nevada, 9/28/19
INT: _____ None
Sacks: _____ None
PBU: _____ 1, 2x, last vs. Central Arkansas, 9/21/19

CAREER DEFENSE TOTALS

	G	UA-A	TT	TFL	SK	PD	FF	FR	INT
2018	12	4-2	6	0.5	0.0	0	0	0	0
2019	8	8-3	11	0.5	0.0	2	0	0	0
TOTAL	20	12-5	17	1.0	0.0	2	0	0	0

31 TIGER PETERSON (DB)

Tackles: _____ 1 at New Mexico, 10/26/19
TFLS: _____ None
INT: _____ None
Sacks: _____ None
PBU: _____ None

CAREER DEFENSE TOTALS

	G	UA-A	TT	TFL	SK	PD	FF	FR	INT
2019	1	0-1	1	0.0	0.0	0	0	0	0

33 STEVEN FISO (DB)

Tackles: _____ 1, 2x, last at Nevada, 9/28/19
TFLS: _____ None
INT: _____ None
Sacks: _____ None
PBU: _____ None

CAREER DEFENSE TOTALS

	G	UA-A	TT	TFL	SK	PD	FF	FR	INT
2019	8	2-0	2	0.0	0.0	0	0	0	0

35 JEFFERY KEENE (DL)

Tackles: _____ 2 vs. Oregon State, 9/7/19
TFL: _____ None
INT: _____ None
Sacks: _____ None
Blk: _____ 1 vs. Navy, 9/2/18

CAREER DEFENSE TOTALS

	G	UA-A	TT	TFL	SK	PD	FF	FR	INT
2018	6	0-2	2	0.0	0.0	0	0	0	0
2019	7	3-0	3	0.0	0.0	0	0	0	0
TOTAL	13	3-2	5	0.0	0.0	0	0	0	0

42 JONAH KAHAWAI-WELCH (DL)

Tackles: _____ 1, 2x, last vs. Central Arkansas, 9/21/19
TFLS: _____ 1.0 vs. Central Arkansas, 9/21/19
INT: _____ None
Sacks: _____ None

CAREER DEFENSE TOTALS

	G	UA-A	TT	TFL	SK	PD	FF	FR	INT
2018	2	0-0	0	0.0	0.0	0	0	0	0
2019	5	2-0	2	1.0	0.0	0	0	0	0
TOTAL	7	2-0	2	1.0	0.0	0	0	0	0

43 MASON VEGA (DB)

Tackles: _____ 3 at Nevada, 9/28/19
TFLS: _____ 2.0 at Nevada, 9/28/19
INT: _____ None
Sacks: _____ 1.0 at Nevada, 9/28/19
PBU: _____ 1 vs. Central Arkansas, 9/21/19

CAREER DEFENSE TOTALS

	G	UA-A	TT	TFL	SK	PD	FF	FR	INT
2019	6	5-4	9	2.5	1.0	1	0	0	0

46 TAUIVI HO CHING (LB)

Tackles: _____ 2, 2x, last at Nevada, 9/28/19
TFLS: _____ None
INT: _____ None
Sacks: _____ None

CAREER DEFENSE TOTALS

	G	UA-A	TT	TFL	SK	PD	FF	FR	INT
2019	5	4-0	4	0.0	0.0	0	0	0	0

47 NOA KAMANA (DB)

Tackles: _____ 2 at Nevada, 9/28/19
TFLS: _____ None
INT: _____ None
Sacks: _____ None
PBU: _____ None

CAREER DEFENSE TOTALS

	G	UA-A	TT	TFL	SK	PD	FF	FR	INT
2019	8	3-1	4	0.0	0.0	0	0	0	0

48 DEREK THOMAS (DL)

Tackles: _____ 7 at Washington, 9/14/19
TFL: _____ 1.0 at San Diego State, 11/24/18
INT: _____ None
Sacks: _____ 1.0 at San Diego State, 11/24/18
PBU: _____ 1 vs. Central Arkansas, 9/21/19

CAREER DEFENSE TOTALS

	G	UA-A	TT	TFL	SK	PD	FF	FR	INT
2018	14	13-5	18	1.0	1.0	0	0	0	0
2019	5	14-1	15	0.0	0.0	1	0	0	0
TOTAL	19	27-6	33	1.0	1.0	1	0	0	0

49 MANLY WILLIAMS (DL)

Tackles: _____ 6 vs. Navy, 9/1/18
TFLS: _____ 2.0 vs. Navy, 9/1/18
Sacks: _____ 2.0 vs. Navy, 9/1/18
INT: _____ None

CAREER DEFENSE TOTALS

	G	UA-A	TT	TFL	SK	PD	FF	FR	INT
2016	2	0-0	0	0.0	0.0	0	0	0	0
2017	4	0-0	0	0.0	0.0	0	0	0	0
2018	11	8-12	20	3.0	0.0	0	0	0	0
2019	8	7-4	11	1.0	0.0	0	0	1	0
TOTAL	25	15-16	31	4.0	0.0	0	0	1	0

51 MAKAI MANUAWAI (DL)

Tackles: _____ 2, 2x, last at New Mexico, 10/26/19
TFL: _____ 0.5 vs. Oregon State, 9/7/19
INT: _____ None
Sacks: _____ None

CAREER DEFENSE TOTALS

	G	UA-A	TT	TFL	SK	PD	FF	FR	INT
2018	7	1-2	3	0.0	0.0	0	0	0	0
2019	4	3-2	5	0.5	0.0	0	0	0	0
TOTAL	11	4-4	8	0.5	0.0	0	0	0	0

53 DARIUS MUASAU (LB)

Tackles: _____ 6 vs. Air Force, 10/19/19
TFLS: _____ 1.0 vs. Oregon State, 9/7/19
INT: _____ None
Sacks: _____ None

CAREER DEFENSE TOTALS

	G	UA-A	TT	TFL	SK	PD	FF	FR	INT
2019	8	18-2	20	1.5	0.0	0	0	0	0

PLAYER GAME HIGHS/CAREER STATS

HAWAI'I VS. FRESNO STATE (NOV. 2)

55 BLESSMAN TA'ALA (DL)

Tackles: _____ 6 vs. Louisiana Tech, 12/22/18
 TFL: _____ 1.0, 5x, last at New Mexico, 10/26/19
 INT: _____ None
 Sacks: _____ 1.0 at New Mexico, 10/26/19
 QBH: _____ 1 vs. UNLV, 11/17/18
 Blk: _____ 1, 2x, last vs. Central Arkansas, 9/21/19

CAREER DEFENSE TOTALS

	G	UA-A	TT	TFL	SK	PD	FF	FR	INT
2018	14	17-15	32	3.5	0.0	0	0	0	0
2019	8	6-3	9	2.5	1.0	2	0	0	0
TOTAL	22	23-18	41	6.0	1.0	2	0	0	0

57 PARKER HIGGINS (LB)

Tackles: _____ 1 vs. Central Arkansas, 9/21/19
 TFLS: _____ None
 INT: _____ None
 Sacks: _____ None
 PBU: _____ None

CAREER DEFENSE TOTALS

	G	UA-A	TT	TFL	SK	PD	FF	FR	INT
2019	1	1-0	1	0.0	0.0	0	0	0	0

66 EPERONE MOANANU (DL)

Tackles: _____ 4 at Army, 9/15/18
 TFLS: _____ None
 INT: _____ None
 Sacks: _____ None
 Blk: _____ 1 at Nevada, 10/7/17

CAREER DEFENSE TOTALS

	G	UA-A	TT	TFL	SK	PD	FF	FR	HU
2015	13	2-2	4	0.0	0.0	0	0	0	0
2017	12	2-1	3	0.0	0.0	0	0	0	0
2018	12	2-7	9	0.0	0.0	0	0	0	0
2019	5	1-1	2	0.0	0.0	0	0	0	0
TOTAL	42	7-11	18	0.0	0.0	0	0	0	0

69 AZIA SE'EI (DL)

Tackles: _____ 2, 3x last at Oregon State, 9/7/19
 TFLS: _____ None
 INT: _____ None
 Sacks: _____ None

SE'EI'S CAREER DEFENSE TOTALS

	G	UA-A	TT	TFL	SK	PD	FF	FR	INT
2018	9	8-2	10	0.0	0.0	0	0	0	0
2019	7	2-3	5	0.0	0.0	0	0	0	0
TOTAL	16	10-5	15	0.0	0.0	0	0	0	0

91 SAMIUELA AKOTEU (DL)

Tackles: _____ 8 at Air Force, 10/22/16
 TFL: _____ 2.0 vs. Rice, 9/8/18
 INT: _____ None
 Sacks: _____ 1.0, 3x, last vs. Nevada, 10/20/18

CAREER DEFENSE TOTALS

	G	UA-A	TT	TFL	SK	PD	FF	FR	HU
2016	13	10-7	17	1.5	1.0	0	0	0	0
2017	11	12-14	26	1.0	0	0	0	0	0
2018	14	24-11	35	5.5	3.0	0	0	0	0
2019	4	5-2	7	1.0	0.0	0	0	0	0
TOTAL	42	51-34	85	9.0	4.0	0	0	0	0

92 DJUAN MATTHEWS (DL)

Tackles: _____ 4 vs. Air Force, 10/19/19
 TFLS: _____ None
 INT: _____ None
 Sacks: _____ None

CAREER DEFENSE TOTALS

	G	UA-A	TT	TFL	SK	PD	FF	FR	INT
2019	8	4-5	9	0.0	0.0	0	0	0	0

95 KENDALL HUNE (DL)

Tackles: _____ 8 at Army, 9/15/18
 TFLS: _____ 1.0 at San Jose State, 9/29/18
 INT: _____ 1 vs. Louisiana Tech, 12/22/18
 Sacks: _____ 1.0 at San Jose State, 9/29/18
 Blocks: _____ 1 vs. Utah State, 11/3/18

SEASON DEFENSE TOTALS

	G	UA-A	TT	TFL	SK	PD	FF	FR	INT
2018	14	19-21	40	1.0	1.0	2	0	1	1
2019	8	10-4	14	0.5	0.0	1	1	0	0
TOTAL	22	29-25	54	1.5	1.0	3	1	1	1

96 KAIMANA PADELLO (DL)

Tackles: _____ 7 at Boise State, 10/12/19
 TFLS: _____ 3.5 at San Jose State, 9/29/18
 Sacks: _____ 2.0, 3x, last vs. Wyoming, 10/6/18
 INT: _____ None
 Blk: _____ 1 vs. UNLV, 10/15/16
 QBH: _____ 2 vs. Wyoming, 10/6/18

CAREER DEFENSE TOTALS

	G	UA-A	TT	TFL	SK	PD	FF	FR	INT
2016	14	3-0	3	2.0	1.0	0	0	0	0
2017	12	6-4	10	2.5	1.0	0	0	0	0
2018	14	15-9	24	13.5	8.5	1	1	0	0
2019	8	24-6	30	6.0	2.0	0	1	0	0
TOTAL	48	48-19	67	24.0	12.5	1	2	0	0

99 JONAH LAULU (DL)

Tackles: _____ 3 at Nevada, 9/28/19
 TFLS: _____ 2.0 at Nevada 9/28/19
 Sacks: _____ 1.0 at Boise State, 10/12/19
 INT: _____ None
 Blk: _____ None

CAREER DEFENSE TOTALS

	G	UA-A	TT	TFL	SK	PD	FF	FR	INT
2019	8	2-2	4	3.0	1.5	0	1	0	0

SPECIAL TEAMS

9 STAN GAUDION (P)

Punts: _____ 8 vs. San Diego State, 10/28/17
 Punt Avg. (min. 3): _____ 47.2 at Wyoming, 9/23/17
 Long Punt: _____ 56 at Colorado State, 8/25/18
 Inside 20: _____ 3, 3x, last vs. LA Tech, 12/22/18
 Punt 50+ _____ 2, 3x, last vs. Duquesne, 9/22/18

CAREER PUNTING TOTALS

	G	ATT	YDS	AVG	LG	TB	FC	I20	50+
2017	12	58	2440	42.1	55	1	17	19	6
2018	14	49	1998	40.8	56	0	12	11	3
2019	8	16	618	38.6	55	0	7	5	0
TOTAL	34	123	5056	41.1	56	1	36	35	9

17 RYAN MESKELL (PK)

FGs Made: _____ 3, 2x, last at San Jose State, 9/29/18
 FGs Att.: _____ 5 at San Jose State 9/29/18
 Long: _____ 44 at Nevada, 9/28/19
 Kickoffs: _____ 9 at Nevada, 9/28/19
 KO Touchbacks _____ 5 at New Mexico, 10/26/19

CAREER PLACEKICKING TOTALS

	G	FG-A	LG	XP-A	<29	30-39	40-49	50+
2017	12	1-4	29	-	1-1	0-1	0-1	0-1
2018	14	15-18	43	46-47	5-5	7-8	3-4	0-1
2019	8	6-11	44	35-35	3-4	1-1	2-5	0-1
TOTAL	34	22-33	44	81-82	9-10	8-10	5-10	0-3

36 BEN SCRUTON (P)

Punts: _____ 2, 2x, last at New Mexico, 10/26/198
 Punt Avg. (min. 3): _____ NA
 Long Punt: _____ 65 vs. Air Force, 10/19/19
 Inside 20: _____ 1, 2x, last at New Mexico, 10/26/19
 Punt 50+ _____ None

CAREER PUNTING TOTALS

	G	ATT	YDS	AVG	LG	TB	FC	I20	50+
2018	12	10	365	36.5	46	0	6	0	0
2019	5	6	293	48.8	65	1	1	2	2
TOTAL	17	16	658	41.1	65	1	7	2	2