



Sports Media Relations Office ▶ 1337 Lower Campus Road ▶ Honolulu, HI 96822 ▶ HawaiiAthletics.com

RAINBOW WARRIOR FOOTBALL NEWS

Football Contacts: Derek Inouchi ▶ inouchi@hawaii.edu ▶ 808-954-0234 (cell) & Neal Iwamoto ▶ niwamoto@hawaii.edu ▶ 808-375-6819 (cell)

GAME STORYLINES

- ▶ Saturday's match-up is the 51st meeting between the schools. Fresno State is UH's longest-standing rival. The teams have met every season since 1992 when both were members of the Western Athletic Conference.
- ▶ UH has five wins against the Bulldogs in Fresno, Calif., since 2002 including a 14-13 victory in 2016.
- ▶ Hawai'i (6-3, 3-1 MW) suffered its first home and conference loss of the season following a 40-22 defeat to Nevada last Saturday at Aloha Stadium.
- ▶ Fresno State (6-1, 3-0) became bowl eligible after a 38-7 road win at New Mexico for its fifth straight win.
- ▶ A win on Saturday would give Hawai'i its seventh win and bowl eligibility. UH last appeared in the 2016 Hawai'i Bowl. A win would also secure a winning regular season for the first time since 2010 and would guarantee a non-losing MW record for the second time in three years (4-4 in 2016).
- ▶ UH has averaged only 20.7 points and 328.7 yards of total offense in its last three games after starting the season averaging 42.0 points and 495.8 yards of total offense in its first six contests.
- ▶ Fresno State is the nation's leader in scoring defense allowing only 12.6 points per game and is No. 10 nationally in total defense (298.1 ypg). The Bulldogs have allowed only 13 combined points and an average of 276 yards of total offense in their last three games.
- ▶ UH is 2-2 in road games this season, including a 2-0 mark in MW play. Under Rolovich, UH is 6-10 in road games (3-3 in '16; 1-5 in '17; 2-2 in '18), including a 5-5 record in MW road contests.
- ▶ Following this week's trip, UH will have logged 32,280 air miles and have played in four different time zones.
- ▶ UH has scored 40+ points or more in five of its six wins this season. The Warriors are 9-0 under Nick Rolovich when scoring 40+ points and 20-0 including his tenure as UH offensive coordinator (2010-11).
- ▶ UH's final four opponents have a combined record of 20-8, which includes 6-1 teams Fresno State, Utah State, and San Diego State, all of whom have current 5+ win streaks.
- ▶ UH will make its fifth appearance on national television this season. The Warriors are 2-2 with wins over Colorado State and Navy and losses at Army and BYU.

GAME 10



HAWAII
RAINBOW WARRIORS
(6-3, 3-1 MW)

VS



FRESNO STATE
BULLDOGS
(6-1, 3-0 MW)

When: Saturday, Oct. 27, 2018

Time: 7:35 p.m. PT/4:35 p.m. HT

Where: Fresno, Calif.

Stadium: Bulldog Stadium (41,031)

Television: ESPN2. Dave LaMont (play-by-play), Ray Bentley (analyst), Olivia Dekker (sidelines).

Radio: ESPN 1420 AM. Bobby Curran (play-by-play) and John Veneri (analyst). Chris Hart and Gary Dickman hosts the "Countdown To Kickoff" at 2:30 p.m. HT. KNUI (Maui), KPUA (Hawai'i Island), and KTOH (Kaua'i).

Video Streaming: ESPN.com/watch

Audio Streaming: ESPN1420am.com/Sideline Hawaii app

Live Stats: GoBulldogs.com

Series Information: Fresno State leads 27-22-1

THIS WEEK'S SCHEDULE

MONDAY	TUESDAY	WEDNESDAY	THURSDAY	FRIDAY	SATURDAY
TRAINING	PRACTICE 7:30-9:30 am	PRACTICE 7:30-9:30 am	CLOSED PRACTICE	CLOSED WALK-THROUGH	GAME VS. FRESNO ST 7:30 pm PT 4:30 pm HT
No media availability	Players/coaches available after practice	Players/coaches available after practice	No media availability	No media availability	

2018 RAINBOW WARRIOR SCHEDULE

Date	Opponent (AP/Coaches)	Result/Time	TV	Series	Notes
Aug. 25	at Colorado State*	W, 43-34	CBSSN	CSU leads 15-10	UH led 37-7 in 3Q; McDonald 418 yds pass, 3 TD, 96 yds rush, 2 TD
Sept. 1	NAVY	W, 59-41	CBSSN	UH leads 3-1	UH led 28-0 to open game; McDonald 428 yds pass, 6 TDs
Sept. 8	RICE	W, 43-29	Spectrum	RU leads 5-3	UH defense forced 2 turnovers, 2 on downs; Holly 100 yds rush, 2 TD
Sept. 15	at Army West Point	L, 21-28	CBSSN	UH leads 3-1	UH's 21 points and 362 yards of offense were both season lows
Sept. 22	DUQUESNE (Homecoming)	W, 42-21	Spectrum	UH leads 1-0	UH erased 14-0 deficit; McDonald 5 TDs, Furuta 114 yds rush
Sept. 29	at San José State*	W, 44-41 (50T)	Spectrum	UH leads 21-19-1	UH's first 50T game; 8th win in last 9 visits to San José State
Oct. 6	WYOMING *	W, 17-13	Spectrum	WYO leads 14-10	UH re-claimed Paniolo Trophy; Cordeiro game-winning TD w/1:26 left
Oct. 13	at BYU	L, 23-49	ESPN2	BYU leads 23-8	BYU led 28-3 at the half; UH 0-10 all-time in Provo
Oct. 20	NEVADA *	L, 22-40	Spectrum	NEV leads 14-9	NEV scored 23 unanswered for 33-14 lead; UH 1-5 on 4th down
Oct. 27	at Fresno State*	7:35 p.m. PT	ESPN2	FS leads 27-22-1	UH has 5 wins in Fresno since 2002 including 14-13 victory in 2016
Nov. 3	UTAH STATE *	6:00 p.m.	Spectrum	USU leads 9-6	USU has won 4 straight in series after UH won 5 of 6 from 2005-10
Nov. 17	UNLV *	6:00 p.m.	Spectrum	UH leads 15-12	UNLV claimed inaugural Island Showdown Trophy last season in LV
Nov. 24	at San Diego State*	TBA	ESPN Networks	SDSU leads 21-9-2	UH finishes season on road for just 2nd time all-time ('14 at FRES)

BOLD CAPS = Home games played at Aloha Stadium All times local to site * = Mountain West game

GENERAL NOTES

HAWAI'I VS. FRESNO STATE (OCT. 27)

OPPONENT COMPARISON

HAWAI'I	OPPONENT	CATEGORY	FRESNO ST	OPPONENT
314	296	Scoring	266	88
34.9	32.9	Points Per Game	38.0	12.6
208	186	First Downs	143	124
285	360	Rushing Attempts	259	254
1198	1612	Rushing Yards	949	874
4.2	4.5	Yards Per Rush	3.7	3.4
133.1	179.1	Rushing Yards Per Game	135.6	124.9
9	20	Rushing TDs	18	4
217-346-4	156-255-4	Pass Comp.-Att.-Int	153-218-3	105-221-13
2763	2218	Passing Yards	1905	1213
307.0	246.4	Passing Yards Per Game	272.1	173.3
31	18	Passing TDs	15	6
631	615	Total Offensive Plays	477	475
3961	3830	Total Offense	2854	2087
440.1	425.6	Total Offense Per Game	407.7	298.1
13-6	15-4	Fumbles-Lost	9-3	10-5
49-443	59-575	Penalties-Yards	33-275	35-308
49.2	63.9	Penalty Yards Per Game	39.3	44.0
23-161	26-164	Sacks By- Yards	13-82	5-32

STATISTICAL LEADERS

HAWAI'I					FRESNO STATE				
Rushing	Att.	Yd.	Avg	TD	Rushing	Att.	Yd.	Avg	TD
Dayton Furuta	78	412	5.3	2	Jordan Mims	82	285	3.5	4
Fred Holly III	77	347	4.5	4	Josh Hokit	51	187	3.7	0
Passing	Comp.	Att.	Yds	TD	Passing	Comp.	Att.	Yds	TD
Cole McDonald	197	315	2607	29	Marcus McMoryion	150	212	1858	14
Receiving	Rec.	Yds	Avg	TD	Receiving	Rec.	Yds	Avg	TD
John Ursua	71	1013	14.3	14	KeeSean Johnson	46	659	14.3	6
Cedric Byrd	58	644	11.1	8	Jared Rice	29	371	12.8	2
Punt Returns	Att.	Yds	Avg	LG	Punt Returns	Att.	Yds	Avg	LG
Justice Augafa	9	84	9.3	41	Ronnie Rivers	5	62	12.4	18
Kick Returns	Att.	Yds	Avg	LG	Kick Returns	Att.	Yds	Avg	LG
Justice Augafa	19	409	21.5	45	Jamire Jordan	3	68	22.7	37
Tackles	UT-AT	TT	TFL	SK	Tackles	UT-AT	TT	TFL	SK
Jahlani Tavai	42-40	82	5.5	2.0	Jeff Allison	40-36	76	3.0	0.5
Ikem Okeke	46-24	70	3.0	0	James Bailey	22-18	40	4.5	1.0

POST GAME NOTES VS. NEVADA














- Nevada leads the series 14-9 and has won seven of the last eight meetings, including six of seven since UH joined the Mountain West.
- Nevada has won in three of its last four trips to Honolulu. Seven of the last eight meetings have been decided by double-digits.
- After winning its first four home games, UH suffered its first loss at Aloha Stadium this year. It was also UH's first Mountain West loss this season after a program-best 3-0 start.
- UH failed on its first four fourth-down attempts and went 1-of-5 on the night. UH was stopped on downs twice in the red zone during the third quarter.
- UH lost despite a season-high three takeaways, all on fumble recoveries, including two off of muffed punt returns by Nevada.
- This was the third match-up for UH head coach Nick Rolovich against the team he previously served as offensive coordinator. Rolovich is now 1-2 vs. Nevada as UH head coach.
- Senior running back Mel Davis made his first appearance since 2015, carrying the ball once for three yards on UH's final offensive series.
- Cole McDonald finished with 259 yards passing and three scoring strikes. It was the sixth time in eight games played this year that he threw for at least three touchdowns.
- John Ursua finished with seven receptions for 123 yards and one touchdown. It marked his sixth 100-yard game this season and the 11th of his career.

UH-FRESNO STATE HISTORY

Series Information: 51st Meeting
 Overall Series Record: FS leads 27-22-1
 in Honolulu: UH leads, 14-13
 in Fresno: FS leads 14-8-1
 First Meeting: Nov. 13, 1938
 Last Meeting: Nov. 11, 2017
 Longest UH Win Streak: 6 (1973-92)
 Longest FS Win Streak: 8 (1955-66)
 Largest UH Win Margin: 49 (49-0; 1970)
 Largest FS Win Margin: 56 (70-14; 2004)
 Smallest UH Win Margin: 1 (14-13; 2016)
 Smallest FS Win Margin: 1 (28-27, 1966)
 Shutouts: UH 1 (1970); FS 3 (1941, 64, 96)
 Overtimes: 1 (2008; UH, 32-29)

Recent Results		
Date	Result	H/A
11/11/17	L, 21-31	H
11/19/16	W, 14-13	A
11/14/15	L, 14-42	H
11/29/14	L, 21-28	A
09/28/13	L, 37-42	H
10/29/12	L, 10-45	A
11/19/11	L, 21-24	H
10/09/10	W, 49-27	A
10/10/09	L, 17-42	A
10/04/08	W, 32-29 ot	A

2018 HAWAI'I OPPONENT COMPOSITE SCHEDULE/RESULTS

	HAWAI'I L, 34-43	COLORADO L, 13-45	ARKANSAS L, 34-27	FLORIDA L, 10-48	ILL. STATE L, 19-35	SAN JOSE ST. W, 42-30	NEW MEXICO W, 20-18	BOISE ST. L, 28-56	WYOMING	NEVADA	UTAH ST.	AIR FORCE	
	HAWAI'I L, 41-59	MEMPHIS W, 22-21	LEHIGH W, 51-21	SMU L, 30-31	AIR FORCE L, 7-35	TEMPLE L, 17-24	HOUSTON L, 36-49	NOTRE DAME	CINCINNATI	UCF	TULSA	TULANE	ARMY
	PVAM W, 31-28	HOUSTON L, 27-45	HAWAI'I L, 29-43	SO. MISS L, 22-40	WAKE FOREST L, 24-56	UTSA L, 3-20	UAB L, 0-42	FIU L, 17-36	NO. TEXAS	UTEP	LA. TECH	LSU	OLD DOMINION
	DUKE L, 14-34	LIBERTY W, 38-14	HAWAI'I W, 28-21	OKLAHOMA L, 21-28	BUFFALO W, 42-13	SAN JOSE ST. W, 52-3	MIAMI-OHIO W, 31-30	E. MICHIGAN	AIR FORCE	LAFAYETTE	COLGATE	NAVY	
	UMASS L, 15-63	LOCK HAVEN W, 45-0	VALPARAISO W, 23-21	DAYTON W, 31-26	HAWAI'I L, 21-42	BRYANT L, 20-21	ROBERT MORRIS W, 48-24	ST. FRANCIS W, 27-20	WAGNER	SACRED HEART	C. CONN.		
	UC DAVIS L, 38-43	WASHINGTON ST. L, 0-31	OREGON L, 22-35	HAWAI'I L, 41-44	COLORADO ST. L, 30-42	ARMY L, 3-52	SAN DIEGO ST. L, 13-16	UNLV	WYOMING	UTAH ST.	NEVADA	FRESNO ST.	
	N. MEXICO ST. W, 29-7	WASHINGTON ST. L, 19-41	MISSOURI L, 13-40	WOFFORD W, 17-14	BOISE ST. L, 14-34	HAWAI'I L, 13-17	FRESNO ST. L, 3-27	UTAH ST. L, 16-24	COLORADO ST.	SAN JOSE ST.	AIR FORCE	NEW MEXICO	
	ARIZONA W, 28-23	CALIFORNIA W, 18-21	WISCONSIN W, 24-21	MCNEESE ST. W, 30-3	WASHINGTON L, 7-35	UTAH ST. L, 20-45	HAWAI'I L, 23-49	N. ILLINOIS	BOISE ST.	UMASS	N. MEXICO ST.	UTAH	
	PORTLAND ST. W, 72-19	VANDERBILT L, 10-41	OREGON ST. W, 37-35	TOLEDO L, 44-63	AIR FORCE W, 28-25	FRESNO ST. L, 3-21	BOISE ST. L, 27-31	HAWAI'I W, 40-22	SAN DIEGO ST.	COLORADO ST.	SAN JOSE ST.	UNLV	
	IDAHO W, 79-13	MINNESOTA L, 14-21	UCLA W, 38-14	TOLEDO W, 49-27	NEVADA W, 21-3	WYOMING W, 27-3	NEW MEXICO W, 38-7	HAWAI'I	UNLV	BOISE ST.	SAN DIEGO ST.	SAN JOSE ST.	
	MICHIGAN ST. L, 31-38	N. MEXICO ST. W, 60-13	TENN. TECH W, 73-12	AIR FORCE W, 42-32	BYU W, 45-20	UNLV W, 59-28	WYOMING W, 24-16	NEW MEXICO	HAWAI'I	SAN JOSE ST.	COLORADO ST.	BOISE ST.	
	USC L, 21-43	UTEP W, 52-24	PVAM W, 46-17	ARKANSAS ST. L, 20-27	NEW MEXICO L, 14-50	UTAH ST. L, 28-59	AIR FORCE L, 35-41	SAN JOSE ST.	FRESNO ST.	SAN DIEGO ST.	HAWAI'I	NEVADA	
	STANFORD L, 10-31	SAC. ST. W, 28-14	ARIZONA ST. W, 28-21	E. MICHIGAN W, 23-20	BOISE ST. W, 19-13	AIR FORCE W, 21-17	SAN JOSE ST. W, 16-13	NEVADA	NEW MEXICO	UNLV	FRESNO ST.	HAWAI'I	

TALE OF TWO TEAMS

- ▶ In its last three games, UH has averaged only 20.7 points, 328.7 yards of total offense, and 218.3 passing yards. By comparison, the Warriors averaged 42.0 points, 495.8 yards of total offense, and 351.3 passing yards in its first six games of the season.
- ▶ In his first six games, quarterback Cole McDonald threw for 300+ yards five times with 24 touchdowns and a completion rate of 65 percent. In his last two games (missed Wyoming game due to injury), he has a 54.6 completion percentage with an average of 253.5 yards per game.
- ▶ UH has allowed 13 sacks in its last three games, compared to 13 in the first six games of the season.
- ▶ In the first eight games, UH forced five total turnovers (4 INT, 1 fumble). Last week against Nevada, the Warriors forced three turnovers (all fumbles).

FIRST HALF TRENDS

- ▶ UH jumped ahead to big first half leads in its first three games, all resulting in wins. In its last six games, the Warriors trailed at the half four times, led once and were tied once.
- ▶ After mustering only muster a field goal in the first half against Wyoming and BYU, UH scored two first quarter touchdowns last week against Nevada. In its last three games, the Warriors have two of their lowest offensive production of the season (304 vs. Wyoming, 311 vs. BYU).
- ▶ UH scored touchdowns on its opening possession in its first four games. Since then, they've had three punts, one field goal, and an interception on its opening possession.
- ▶ Under Nick Rolovich, UH is 11-0 when leading at halftime, including 4-0 this season. When trailing at the half, UH is 2-16 under Rolovich.

GO JOHNNY GO

- ▶ Junior receiver John Ursua leads the nation in receiving touchdowns (14) and is tied for the lead in receiving yards (1,013), total touchdowns (15), and total points scored (90).
- ▶ The Kailua-Kona, Hawai'i native also ranks No. 4 nationally in receiving yards per game (112.6) and No. 5 in receptions per game (7.9).
- ▶ Became the first UH player named to Associated Press Midseason All-America team (2nd team).
- ▶ His 14 receiving TDs is tied for the fifth best single-season total in program history. The record is 19 by Ashley Lelie in 2001.
- ▶ Team-leading 71 receptions, including 12 of 20+ yards.
- ▶ Became the 13th player in school history with over 1,000 receiving yards in a season.
- ▶ Eclipsed the 100-yard mark six times this season and has 11 career 100-yard games.
- ▶ Scored multiple touchdowns in five games this season, including three touchdowns in games vs. Army and San Jose State.
- ▶ Scored at least one touchdown in 13 of his last 15 games played.
- ▶ For the second straight season, is on the watch list for the Fred Biletnikoff Award, given to the nation's top receiver.

COLE HARD FACTS

- ▶ Quarterback Cole McDonald was selected to the watch lists of the Maxwell Award (nation's top

2018 Hawai'i Football Weekly Release

player) and Manning Award (nation's top QB).

- ▶ Missed the Wyoming game due to injury.
- ▶ Season totals of 2,607 passing yards and 29 touchdown passes. He has eclipsed the 300-yard mark five times.
- ▶ Ranks No. 2 nationally in passing touchdowns (29) and points responsible for (190); No. 3 in total offense (359.6) and No. 4 in passing yards (2,607).
- ▶ Top 10 nationally in seven total categories.
- ▶ Passer rating of 170.22 in his five wins and 141.73 in three losses.
- ▶ His best statistical quarter is the 4th with 760 yards, 11 TD/0 INT, and passer rating of 208.77.
- ▶ Had a string of 145 pass attempts without an interception to start the season.
- ▶ Following a 428-yard, 6-TD performance vs. Navy, was named Mountain West Offensive Player of the Week (first-ever for UH offensive player), Manning Award "Stars of the Week," Davey O'Brien Award "Great 8," and CFPA National Performer of the Week honorable mention.
- ▶ His 418 yards vs. CSU set a new UH high for a starting debut previously held by his head coach Nick Rolovich (367 yards vs. Portland St., 2000) and was the most in a season-opener (Colt Brennan 416 yards vs. No. Colorado, 2007).
- ▶ Also tied the mark for passing TDs in a starting debut joining Max Wittek (2015 vs. Colorado), Jason Whieldon (2003 vs. Appalachian State), and Greg Tipton (1985 vs. Kansas).

FLY LIKE A BYRD

- ▶ Junior slot receiver Cedric Byrd is enjoying a stellar start to his UH career and has been named the watch list for the Fred Biletnikoff Award, given to the nation's top receiver.
- ▶ In nine games played, has 58 receptions for 644 yards and eight touchdowns.
- ▶ The Los Angeles, Calif., native has found the end zone in six games this season with two multiple TD games vs. Navy (2) and Rice (2).
- ▶ Had team-highs of 11 catches each in wins over Colorado State and Navy. His 181 receiving yards against CSU were the most-ever by a player in his UH debut. It was also the second-most receiving yards by a Warrior in a season-opener (272 by John Ursua at UMass, 2017).
- ▶ Ranks fifth nationally in receiving TDs (8).
- ▶ Third on the team with eight catches of 20+ yards.

NOT YOUR AVERAGE JOJO

- ▶ Not to be outdone by UH's two leading receivers, junior wideout JoJo Ward has proven to be a top target as well. He ranks third on the team with 34 catches for 524 yards and five touchdowns.
- ▶ In a win over Wyoming, the Waco, Texas native caught the game-winning touchdown pass, a 38-yarder with 1:26 remaining.
- ▶ In UH's win over Navy, Ward had six receptions for 161 yards and a pair of touchdown catches of 34- and 75-yards.
- ▶ Against Rice, his game-changing 63-yard catch and run set up a key fourth-quarter touchdown.
- ▶ Averages a team-best 15.4 yards per reception and ranks second on the team with nine catches of 20+ yards.

FRUIT TRAIN

- ▶ With each touch of the ball by running back Dayton Furuta, a chant of "fruuuit" echoes throughout Aloha Stadium.

- ▶ In recent weeks, the Mililani, O'ahu native has taken over as the team's featured back and has team-highs of 78 carries for 412 yards (5.3 avg.).
- ▶ Rushed for a career-high 114 yards on 12 carries for a 9.5 average.
- ▶ Eclipsed the century mark for the second time with 101 yards on 16 carries against Wyoming.
- ▶ First season as a running back; started his career as a linebacker in 2015-16 before switching to H-back and tight end last season.

BIG PLAYS

- ▶ Through nine games this season, the Warriors have 47 offensive explosive plays of 20+ yards, including 8 each against Colorado State and Duquesne and 7 vs. Navy. Of those 47 plays, 38 are by passing and nine by rushing and 13 resulted in touchdowns.
- ▶ Quarterback Cole McDonald has accounted for 37 passing plays along with three rushing. Eight of the passing plays are 50+ yards, including a 70-yard score to John Ursua last week vs. Nevada.

ROOKIE LINE

- ▶ UH is the only team in the country with two true freshman (Solo Vaipulu & Ilm Manning) starters on the offensive line this season.
- ▶ UH is one of 11 teams nationally without a senior starter on the offensive line this season.
- ▶ UH has started the same players on the offensive line for all nine games this season with center Taaga Tuulima playing every offense snap.

UH ON NATIONAL TELEVISION

- ▶ UH has made 99 all-time appearances on national television and owns a 22-75-2 record.
- ▶ The Warriors are 2-2 on national TV games this season. Prior to this season, UH was 2-36 in their last 38 games.
- ▶ Hawai'i has one more scheduled national TV games this season — Nov. 24 at San Diego State, on the ESPN Networks.

FREQUENT FLYERS

- ▶ Through the course of the 13-game slate, the "Road Warriors" will make six road trips and play in four different time zones. UH will rack up 37,500 miles by air and 332 miles by bus during the season.
- ▶ Of course this type of travel is nothing new for the Warriors who averaged more than 41K miles in each of the previous three seasons, including in 2015 in which they were the only FBS team to play in five different time zones and in 2016 which totaled 46,568 miles with trips to Sydney, Australia and Ann Arbor, Mich.

Destination	Opponent	RT Air Miles
Denver	Colorado State	6,720
New York	Army	9,940
San José	San José State	4,820
Salt Lake City	BYU	5,980
San José	Fresno State	4,820
San Diego	San Diego State	5,220
Total Miles	6 games	37,500

RETURN OF THE RUN AND SHOOT

- ▶ The run and shoot offense, which brought national acclaim to Hawai'i, has returned with resounding success in 2018. The Warriors are averaging 440.1 yards of total offense, 307.0 passing yards, and 34.9 points per game.

GENERAL NOTES

INDIVIDUAL STATS & STREAKS

300+ yd. Pass Games	2018	Streak	Career
Cole McDonald	5	-	5

100+ yd. Rush Games	2018	Streak	Career
Dayton Furuta	2	-	2
Fred Holly III	1	-	1

100+ yd. Rec. Games	2018	Streak	Career
John Ursua	6	1	11
Cedric Byrd	1	-	1
JoJo Ward	1	-	1
Devan Stubblefield	-	-	2

10+ Tackle Games	2018	Streak	Career
Jahlani Tavai	5	-	22
Solomon Matautia	3	-	7
Ikeem Okeke	2	-	2
Penei Pavihi	1	-	1

Consecutive Games With A Reception
26, John Ursua

Consecutive Attempts Without An INT
59, Cole McDonald (last at BYU)

Consec. Attempts Without A Fumble Lost
85, Fred Holly III (last vs. N/A)

CURRENT TEAM STREAKS

Home Losses: 1

last win: Wyoming (17-13), 10/6/18

Road Losses: 1

last win: San José State (44-41), 9/29/18

Conference Losses: 1

last win: Wyoming (17-13), 10/6/18

Conference Home Losses: 1

last win: Wyoming (17-13), 10/6/18

Conference Road Wins: 2

last loss: at Utah State (0-38), 11/18/17

Non-Conference Home Wins: 3

last loss: BYU (20-30), 11/25/17

Non-Conference Road Losses: 3

last win: at UMass (38-35), 8/26/17

MW/NCAA RANKINGS

Team	STAT	MW	NCAA
Scoring Offense	34.9	4	34
Scoring Defense	32.9	9	103
Passing Offense	307.0	3	15
Passing Defense	246.4	8	93
Rushing Offense	133.1	10	105
Rushing Defense	179.1	9	88
Total Offense	440.1	2	37
Total Defense	425.6	8	101
Passing Efficiency	157.0	3	17
Passing Efficiency Defense	154.4	10	116
3rd Down Conversions	33.9%	8	111
Opp. 3rd Down Conversions	41.2%	11	92
4th Down Conversions	60.0%	5	T41
Opp. 4th Down Conversions	72.2%	10	119
Sacks By	2.56	4	45
Sacks Against	2.89	10	108
Turnover Margin	-0.22	8	83
Time of Possession	30:06	7	63
Red Zone Offense	86.0%	5	52
Red Zone Defense	87.2%	10	93
Kickoff Return Average	20.4	6	71
Punt Return Average	9.2	5	58
Net Punting	38.5	4	50

► Prior to this year, UH ran the offense for 13 seasons (1999-2011) and ranked among the nation's top 4 passing teams 11 times while leading the country in scoring in 2006 & '07. During that era, the Warriors broke dozens of NCAA records and featured the nation's career passing leader (Timmy Chang) and career touchdowns leader (Colt Brennan).

UH Offense in NCAA Statistics (Run & Shoot Era)

Year	Passing YPG	Tot. Off. YPG	Scoring PPG
2018	15th 307.0	37th 440.1	34th 34.9
2011	12th 308.8	43rd 404.2	36th 31.5
2010	1st 394.3	6th 500.6	10th 39.6
2009	3rd 337.0	14th 437.5	89th 22.8
2008	28th 251.3	72nd 345.8	71st 24.6
2007	2nd 439.5	3rd 512.1	1st 43.4
2006	1st 432.2	1st 549.9	1st 46.9
2005	2nd 384.2	11th 476.2	35th 30.7
2004	3rd 333.1	20th 430.0	9th 35.9
2003	2nd 384.4	6th 488.1	14th 34.7
2002	1st 387.9	3rd 500.8	8th 35.9
2001	2nd 381.3	7th 462.7	5th 40.3
2000	4th 322.9	40th 396.7	65th 24.5
1999	2nd 338.6	17th 434.5	T35th 29.0

TRADITION OF PASSING

► Since 2000, UH ranks second to Texas Tech among all FBS teams in passing. Incidentally, the 2000 season was head coach Nick Rolovich's first season at quarterback for the Warriors and the Run and Shoot offense was in its second year.

Passing Yards

1. Texas Tech - 89,316
2. Hawai'i - 77,516

Passing Touchdowns

1. Texas Tech - 720
2. Hawai'i - 596

RUNNING WITH THE 'BOWS

► Despite UH's decision to switch to the pass-oriented run and shoot offense, the Warriors have still managed to average 133.1 rushing yards per game this season. UH has rushed the ball 285 times (45.1%) compared to 346 pass attempts.

► Last season, UH's average of 168.2 rushing yards per game was the highest by a Hawai'i team since 1995 (224.0 ypg), when the team ran the run-oriented triple-option.

► In two-plus seasons under Nick Rolovich, UH has rushed for 200+ yards 10 times, including in its win over Duquesne in which the Warriors totaled 245 yards on the ground.

► Through nine games, UH's top two backs - Dayton Furuta and Fred Holly III - are combining to average 84.3 yards per game with a 4.6 yards per carry average. Holly has four touchdowns on the year, while Furuta has two.

DEFENSIVE STAND

► Numbers don't speak for themselves in the case of UH's defense this season but the Warriors have come up big when it mattered the most.

► UH posted five sacks each in wins over San José State and Wyoming.

► In the Wyoming game, the defense denied the Cowboys final comeback attempt at the 14-yard line before time ran out.

► Against the Spartans, the defense came up with a key sack in the final overtime series that forced a long field goal attempt that went wide.

► UH allowed only 166 yards of total offense to Duquesne, the lowest output by an opponent since 2012.

► Against Rice, the defense forced two turnovers and stalled another two drives on downs, including a fourth-down goal line stand in the fourth quarter.

HAWAII VS. FRESNO STATE (OCT. 27)

► The defense forced Navy to punt twice and turn the ball over on downs on their first three possessions as the Warriors built a 28-0 lead.

► In the season-opener against CSU, the defense allowed only an opening-drive touchdown in the Rams' five first half possessions.

TACKLING MACHINE

► Senior linebacker Jahlani Tavai has recorded 82 tackles including 5.5 for loss, two sacks, two pass breakups, and one forced fumble in his eight games played this year.

► Excited the Nevada game late in the first half and did not return, finishing with three tackles.

► Currently, the senior from Inglewood, Calif., has 391 career tackles for second all-time. The leader is Solomon Elimimian, who totaled 434 tackles from 2005-08.

► His average of 10.2 tackles per game ranks fifth among Mountain West defenders and tied for 26th nationally.

► In his previous two seasons, he amassed 129 and 124 tackles, respectively.

► In a loss to Army, Tavai played every snap and recorded a career-high 15 tackles.

► Selected to the watch lists of the Bronko Nagurski Award (nation's top defensive player), the Butkus Award (nation's top LB), and the Polynesian College Football Player of the Year.

MAN AMONG GIANTS

► Undersized defensive lineman Kaimana Padello is the team leader in sacks with seven.

► With an average of 0.78 sacks per game, he is fourth among the MW and 32nd nationally.

► Standing just 6-foot, 215-pounds, the Mililani, O'ahu native had two sacks, including a strip sack against Wyoming.

► Padello is just two sacks away from cracking the program's Top 10 single-season sacks list. The single-season record is 17 by Al Noga in 1986.

SUPER SUB

► True freshman quarterback Chevan Cordeiro made his first start in his first collegiate appearance against Wyoming, leading UH to a 17-13 comeback win.

► Finished 19-of-29 for 148 yards and two touchdowns after becoming the first true freshman to start at QB since Timmy Chang in 2000.

► The Honolulu native threw his first career TD to Cedric Byrd on a 5-yard pass late in the third quarter before throwing the game-winning 38-yard pass to JoJo Ward with 1:26 left.

► Became the first UH true freshman quarterback to win a game in his first career start since Blaine Gaison in 1976 (vs UTEP).

HOME OF THE WARRIORS

► The 2018 campaign is the Warriors' 44th season at Aloha Stadium. UH boasts an all-time mark of 200-139-4 for a 58.9 winning percentage in the Halawa venue. UH has posted losing records at the stadium in four of the past five seasons with it only winning mark in that span in 2016 (4-3).

HAWAII IN THE MOUNTAIN WEST

► Hawai'i holds a 12-40 (.231) record in six-plus seasons in the Mountain West. Hawai'i is 6-20 (.231) in MW home games and 6-20 (.231) in road games.

'BOW BITES

- ▶ Junior LB **KK Padello**, a former Hawai'i high school defensive player of the year at Mililani High, is a member of the Hawai'i National Guard and recently served in Puna, Hawai'i to assist with volcano relief.
- ▶ Freshman RB **Hekili Kelililiki** is fluent in Mandarin after serving a two-year mission in Brisbane, Australia.
- ▶ Senior WR **Tristin Kamaka** competed in martial arts since age 6 and was a 4-time state grappling champion and 6-time kickboxing champion and was among the state's top-rated amateur featherweights.
- ▶ Freshman QB **Chevan Cordeiro**, who backed-up Alabama's Tua Tagovailoa in 2016 at Honolulu's Saint Louis School, continues the school's tradition of FBS QBs which also includes Marcus Mariota (Oregon), Jeremiah Masoli (Oregon/Ole Miss), Timmy Chang (UH), Jason Gesser (Washington State), and Darnell Arceneaux (Utah).
- ▶ Senior DB **Tumua Tuinei III** is a stand-up comedian and nephew of Mark Tuinei, a Super Bowl champion with the Dallas Cowboys.
- ▶ Sophomore OL **Taaga Tuulima** is a near 4.0 GPA student majoring in mechanical engineering.
- ▶ UH's roster features two players who have already earned their bachelor's degree — QB **Kolney Cassel** and RB **Elijah Dale**.
- ▶ Football is in the blood of sophomore WR **Kumoku Noa**, one of six brothers to play collegiately. Two brothers suited up for UH (Kilinahe & Waikalua) along with their father (Henry) and cousin (Kaulana). Older brother Kanawai is currently a receiver at Cal and brothers Kalua (Portland St.) and 'Ano (Menlo) also played.
- ▶ The 2018 squad features four second generation Warriors - **Shawn McCarthy** (father Tom, 1982-84); **Kumoku Noa** (Henry, 1972-73); **Austin Pang-Kee** (Tony, 1990-91); and **Tumua Tuinei III** (Tom, 1976).
- ▶ Last season, junior RB **Genta Ito** became the second Japanese-born player, after UCLA center Gyo Shojima in 2016, to appear in a FBS football game.
- ▶ Junior PK **Nino Alibegic** was featured prominently in Season 3 of the Netflix series "Last Chance U." while at Independence CC (Kan.).
- ▶ Senior QB **Larry Tullea** is an All-American volleyball player (libero), competed with the U.S. Senior National Team over the summer. He is UH's first dual-sport male athlete since Jeremiah Ostrowski suited up for football (WR) and basketball (PG) in 2011 and '12 seasons.
- ▶ Sophomore DL **Makai Manuwai** is the cousin of former UH All-American and NFL offensive lineman Vince Manuwai. Junior LB **Dalton Gouveia**'s father Kurt was a Super Bowl Champion linebacker with the Washington Redskins and former UH assistant coach.

TROPHY GAMES

- ▶ UH plays rivalry games with three teams, two of which are on the schedule this season.
- ▶ Hawai'i reclaimed the Paniolo Trophy with a 17-13 win over Wyoming, Oct. 6 in Honolulu. The trophy debuted in 1979, the year UH joined the Western Athletic Conference, and the series continued until 1997.
- ▶ UH and UNLV plays for the Island Showdown Trophy which debuted in 2017 and was won by the Rebels. The teams will meet Nov. 17 in Honolulu.
- ▶ UH and Air Force compete for the Kuter Trophy. The rivalry trophy began in 1980 and is currently owned by the Warriors by virtue of a 34-27 win in 2016.

REPPIN' THE 808

- ▶ In its season-opener at Colorado State, UH featured a decal of the Hawaiian Islands on one side, in tribute to its home state which was dealing with the effects of Hurricane Lane. The other side of the helmet featured the H logo.
- ▶ UH's black helmet is its third different primary color in as many seasons. Last season, UH sported matte green lids and in 2016, the team wore white helmets. The only other time UH sported black helmets was in 1999 when it wore a special "25th Anniversary As Rainbow Warriors" decal.

AUSSIE CONNECTION

- ▶ Four players from Down Under grace the 2018 Rainbow Warrior roster and all of them play a big role, particularly on special teams.
- ▶ Sophomore Stan Gaudion is in his second year as the starting punter, averaging 40.9 yards on 30 punts.
- ▶ Junior Ryan Meskill, who previously played collegiate soccer at Lewis & Clark in Illinois, was the primary kickoff specialist last season but is handling placekicking duties this season and is 9-of-11 in field goals.
- ▶ Junior Ben Scruton is the back-up punter this season and sophomore Maxwell Hendrie is in the defensive line rotation. Hendrie scored a special teams TD against Navy, scooping up a blocked punt, and had two sacks against BYU.

SAMOAN LEGACY

- ▶ UH has a lasting tradition of players from American Samoa. This year's roster is no different as six players list it as their hometown.
- ▶ Of those six players, five are on the defensive side of the ball including starting nose tackle Blessman Ta'ala. Also on the two-deep are lineman Eperone Moananu and linebackers Scheyenne Sanitoa and Penei Pavihi.

INTERNATIONAL FLAIR

- ▶ UH has the most international players on its roster (12) in a survey of 129 FBS programs.
- ▶ Hawai'i is tied for third with players from five different countries, trailing Temple (8) and Eastern Michigan (6).
- ▶ In addition to the U.S., UH's roster features players from American Samoa (6), Australia (4), Canada (1), and Japan (1). Temple trails UH with nine international players.

DIVERSITY U

- ▶ The Rainbow Warrior football team is the most diverse squad in the country. UH has players from

18 different states, encompassing six time zones (Hawaiian, Alaskan, Pacific, Mountain, Central and Eastern time). More than half of the 114-man roster hails from Hawai'i (43) and California (34).

VETERAN GROUP

- ▶ Six new assistant coaches for 2018 bring a total of 155 years of coaching experience.
- ▶ Inside LB coach Mark Banker and OL coach Mark Weber each have 36 years of experience.
- ▶ DC Corey Batton and WR coach Andre Allen each have 27 years while DL coach Ricky Logo brings 23 years.

SIBLING RIVALRY

- ▶ The Warriors have four sets of brothers on the 2018 roster — Noah & Kamuela Borden, Kaimana & KK Padello, Jahlani & Justus Tavai, and Zeno & Andrew Choi, which is tied for second nationally along with Michigan State and Iowa. BYU has the most sets of brothers with six.
- ▶ The Borden family also includes former Warrior Kawika (2011-13) and former women's track and field athlete Anika (2008-11). The Tavai family includes two other brothers who played Division I football - Jordan (Kansas) and J.R. (USC).

TEAM CAPTAINS

- ▶ Four Warriors were voted by their teammates as captains this year — two from the offense and two from the defense. Senior OL J.R. Hensley, senior LB Jahlani Tavai, senior DL Zeno Choi, and senior LS Noah Borden.

'BOWS IN THE PROS

- ▶ A total of four former Warriors are on NFL 53-man rosters. Included in this list are WR Trevor Davis (Cal) and DB Nick Nelson (Wisconsin), who began their careers at UH before transferring.
- ▶ Two others, OL Dejon Allen (Chicago) and OL Leo Koloamatangi (Detroit), are on practice squads along with WR Keith Kirkwood (New Orleans), a former Warrior who transferred to Temple.
- ▶ LB Jerrol Garcia-Williams (Denver) and S Trayvon Henderson (Cincinnati) are on Reserve/Injured Lists.

OTHER NOTABLES

- ▶ UH is No. 3 nationally with 94.0% of its completions to wide receivers.
- ▶ UH is 0-9 on natural grass fields since 2012, including 0-1 this season. Hawai'i is scheduled to play once more on natural grass this season at SDCCU Stadium in San Diego.
- ▶ Colorado State quarterback K.J. Carta-Samuels passed for 537 yards, the most by an opponent in UH history. He posted 562 yards of total offense, the second-highest total by a UH opponent.
- ▶ UH has the second longest streak in the country at 123 games without allowing a punt block. Auburn is first with 125. UH last had a punt blocked against Notre Dame in 2008.
- ▶ UH has dropped 16 of its last 17 non-conference road games dating back to 2010, including both games this season (Army & BYU).
- ▶ Former UH and NFL linemen Falaniko and Al Noga were recently selected among a group of 12 finalists for the Polynesian Football Hall of Fame Class of 2019.

AWARDS & HONORS

NOAH BORDEN

Wuerffel Award Watch List

CEDRIC BYRD

Fred Biletnikoff Award Watch List

STAN GAUDION

Ray Guy Award Watch List

SOLOMON MATAUTIA

Polynesian Player of the Year Watch List

COLE MCDONALD

Manning Award Watch List

Maxwell Award Watch List

MW Offensive Player of the Week, Sept. 3

CFPA National Performer of the Week, H.M., Sept 3

College Sports Madness MW Player of the Week,
Offense, Sept 4

Manning Award "Stars of the Week," Sept. 4

Davey O'Brien Award "Great 8," Sept. 4

RYAN MESKELL

MW Special Teams POW, Sept. 29

JAHLANI TAVAI

Preseason All-MW

Bronko Nagurski Award Watch List

Butkus Award Watch List

Polynesian Player of the Year Watch List

DAKOTA TORRES

Allstate AFCA Good Works Nominee

JOHN URSUA

Mid-season AP All-America Second Team

Fred Biletnikoff Award Watch List

Polynesian Player of the Year Watch List

JOJO WARD

Earl Campbell Tyler Rose Award Player of the
Week, Honorable Mention, Sept. 5

SEASON/CAREER LEADERS

CAREER TACKLES

No	Player	Years Played	Tkl
1.	Solomon Elimimian	2005-08	434
2.	Jahlani Tavai	2015-	391

CAREER TACKLES FOR LOSS

No	Player	Years Played	TFL
1.	Al Noga	1984-87	70.0
2.	Mark Odom	1987-90	68.0
3.	Travis LaBoy	2001-03	50.0
4.	Falaniko Noga	1980-83	43.0
5.	Jahlani Tavai	2015-	41.0

CAREER SACKS

No	Player	Years Played	SK
1.	Mark Odom	1987-90	36.0
2.	Al Noga	1984-87	33.0
3.	Travis LaBoy	2001-03	24.0
4.	Melila Purcell	2003-06	20.0
5.	Pete Noga	1983, '85-86	19.0
6.	David Veikune	2006-08	18.0
7.	Jahlani Tavai	2015-	17.5

CAREER RECEPTIONS

No	Player	Years Played	YDS
1.	Davone Bess	2005-07	293
2.	Jason Rivers	2003-04, '06-07	292
3.	Greg Salas	2007-10	285
4.	Chad Owens	2001-04	239
5.	Ryan Grice-Mullen	2005-07	237
6.	Justin Colbert	1999-2002	212
7.	Kealoha Pilares	2007-10	209
8.	Ashley Lelie	1999-2001	194
9.	Walter Murray	1982-85	178
10.	Craig Stutzmann	1998-2001	177
NR	John Ursua	2016-	171

CAREER RECEIVING YARDS

No	Player	Years Played	YDS
1.	Greg Salas	2007-10	4,345
2.	Jason Rivers	2003-04, '06-07	3,919
3.	Davone Bess	2005-07	3,610
4.	Ryan Grice-Mullen	2005-07	3,370
5.	Ashley Lelie	1999-2001	3,341
6.	Chad Owens	2001-04	3,031
7.	Justin Colbert	1999-2002	2,905
8.	Walter Murray	1982-85	2,865
9.	Marcus Kemp	2013-16	2,570
10.	Kealoha Pilares	2007-10	2,491
11.	John Ursua	2016-	2,332

CAREER RECEIVING TDS

No	Player	Years Played	TDS
1.	Davone Bess	2005-07	41
2.	Ryan Grice-Mullen	2005-07	36
3.	Jason Rivers	2003-04, '06-07	35
4.	Ashley Lelie	1999-2001	32
5.	Chad Owens	2001-04	29
6.	Greg Salas	2007-10	26
T7.	Kealoha Pilares	2007-10	22
T7.	Chris Roscoe	1987-89	22
T7.	John Ursua	2016-	22

SINGLE-SEASON PASSING YARDS

No	Player	AVG	Year
1.	Colt Brennan	5,549	2006
2.	Bryant Moniz	5,040	2010
3.	Timmy Chang	4,474	2002
4.	Colt Brennan	4,343	2007
5.	Colt Brennan	4,301	2005
6.	Timmy Chang	4,258	2004
7.	Timmy Chang	4,199	2003
8.	Dan Robinson	3,853	1999
9.	Nick Rolovich	3,361	2001
10.	Timmy Chang	3,041	2000
NR	Cole McDonald	2,607	2018

SINGLE-SEASON PASSING YARDS PER GAME

No	Player	AVG	Year
1.	Colt Brennan	396.4	2006
2.	Colt Brennan	361.9	2007
3.	Bryant Moniz	360.0	2010
4.	Colt Brennan	358.4	2005
5.	Nick Rolovich	336.1	2001
6.	Timmy Chang	327.5	2004
7.	Cole McDonald	325.9	2018
8.	Timmy Chang	323.0	2003
9.	Dan Robinson	321.1	1999
10.	Timmy Chang	319.6	2002

SINGLE-SEASON TOTAL OFFENSE PER GAME

No	Player	AVG	Year
1.	Colt Brennan	422.5	2006
2.	Colt Brennan	371.2	2007
3.	Bryant Moniz	367.3	2010
4.	Colt Brennan	364.2	2005
5.	Cole McDonald	359.6	2018
6.	Nick Rolovich	336.5	2001
7.	Timmy Chang	328.7	2004
8.	Timmy Chang	318.4	2003
9.	Timmy Chang	318.4	2002
10.	Bryant Moniz	302.6	2011

SINGLE-SEASON PASSING TOUCHDOWNS

No	Player	TD	Year
1.	Colt Brennan	58	2006
2.	Bryant Moniz	39	2010
T3.	Colt Brennan	38	2007
T3.	Timmy Chang	38	2004
5.	Colt Brennan	35	2005
6.	Nick Rolovich	34	2001
T7.	Timmy Chang	29	2003
T7.	Cole McDonald	29	2018

SINGLE-SEASON TDS RESPONSIBLE FOR

No	Player	TD	Year
1.	Colt Brennan	63	2006
2.	Colt Brennan	46	2007
3.	Bryant Moniz	43	2010
4.	Timmy Chang	40	2004
5.	Colt Brennan	37	2005
6.	Nick Rolovich	34	2001
7.	Dan Robinson	32	1999
8.	Cole McDonald	31	2018

SINGLE-SEASON RECEIVING TOUCHDOWNS

No	Player	TD	Year
1.	Ashley Lelie	19	2001
2.	Chad Owens	17	2004
T3.	Kealoha Pilares	15	2010
T3.	Davone Bess	15	2006
T5.	Greg Salas	14	2010
T5.	Davone Bess	14	2005
T5.	John Ursua	14	2018

NOTABLE PLAYERS

QUARTERBACKS

#13 | COLE McDONALD | QB | So. | La Mirada, Calif.

- ▶ Wears dreads because of former UH and CFL QB Bryant Moniz, whom he trained with during the offseason
- ▶ Roommates with slot receiver Cedric Byrd
- ▶ Also ran track at Sonora High School (100m & 200m)
- ▶ Majoring in business

#12 | CHEVAN CORDEIRO | QB | Fr. | Honolulu, O'ahu

- ▶ Back-up to Alabama's Tua Tagovailoa at Saint Louis School
- ▶ Consensus state player of the year as a senior at Saint Louis
- ▶ Can dunk a basketball
- ▶ Favorite athletes are Tom Brady and Russell Wilson

RECEIVERS

#5 | JOHN URSUA | WR | Jr. | Kailua-Kona, Hawai'i

- ▶ Suffered season-ending injury vs. San José State last season while leading the nation in receiving yards per game (130.6) and was second in receptions per game (9.2)
- ▶ Is fluent in French, after serving a two-year mission in Paris, and Hawaiian
- ▶ Born and raised on the Big Island but attended high school at Utah's Westlake and Cedar high schools from his sophomore year
- ▶ Older brother Jared is in his third season as wide receivers coach and co-recruiting coordinator at Southern Utah. Brother Naia also played at SUU.

#6 | CEDRIC BYRD | WR | Jr. | Los Angeles, Calif.

- ▶ Mid-year enrollee from Long Beach City College, where he played for two seasons and was all-conference as a receiver, punt returner, and kick returner
- ▶ Timed at 4.35 seconds in the 40 in junior college
- ▶ Helped Narbonne High to three straight L.A. City Section titles and as a senior, they were the first L.A. public school to win a California state title

#85 | MARCUS ARMSTRONG-BROWN | WR | Sr. | Napa, Calif.

- ▶ Caught 120 passes for 1,507 yards and 20 TDs in two seasons at Diablo Valley College before transferring to UH in 2017
- ▶ Starting QB in a split-veer offense as a senior at Justin-Siena High, accounting for 776 yards passing with eight TDs, and 851 yards rushing and 11 TDs
- ▶ Also played basketball and competed in field events in track, claiming the 2013 NCS championship in the high jump
- ▶ Father Anthony played football at Boise State

#19 | JOJO WARD | WR | Jr. | Waco, Texas

- ▶ Three-sport athlete at Midway High in Hewitt, Texas, competing in football, basketball, and track and field
- ▶ Given name is Joseph
- ▶ Older brother Daxton Swanson played defensive back for Sam Houston State and was on the practice squad for seven different NFL squads

#9 | DEVAN STUBBLEFIELD | WR | Sr. | 'Ewa Beach, O'ahu

- ▶ Sat out two seasons due to major injuries
- ▶ Three-sport athlete at Saint Louis School, where he led the baseball team to its first state title in some 40 years
- ▶ Part of 4x100-meter relay team that finished third in the state in 2013

RUNNING BACKS

#21 | FRED HOLLY III | RB | So. | Riverside, Calif.

- ▶ Played in two games in 2017 as a redshirt freshman with nine carries for 27 yards
- ▶ Set school career rushing records at Norte Vista High in Riverside, Calif., of 5,752 yards and 69 TDs, including 2,002 yards and 24 TDs as a senior
- ▶ Went by his nickname "Freddie" during his first two years at UH but switched to "Fred" this season

#7 | DAYTON FURUTA | RB | Jr. | Mililani, O'ahu

- ▶ Played tight end and on special teams in 2017 and linebacker and H-back as a redshirt freshman in 2016
- ▶ Competed in judo, wrestling, and kickboxing throughout his youth and finished with a 70-4 career high school judo record, including a state championship as a senior at Mililani High in 2014
- ▶ Younger sister Tia is a junior on the UH women's soccer team and was the Hawai'i state player of the year at Mililani High in 2015
- ▶ Majoring in family resources

HAWAI'I VS. FRESNO STATE (OCT. 27)

DEFENSIVE LINE

#99 | ZENO CHOI | DL | Sr. | Honolulu, O'ahu

- ▶ One of his hobbies is pig-hunting
- ▶ Was presented with a full scholarship by the K-Pop band Fantastie in an elaborately planned scholarship reveal during a fall camp practice last season
- ▶ Recorded first career interception in the 3rd quarter of San Diego State game in 2017
- ▶ Two-time academic all-MW

#54 | BLESSMAN TA'ALA | DL | Fr. | Aua, American Samoa

- ▶ Earned the nickname "manchild" as a sophomore at Fagaitua High School in Pago Pago, American Samoa
- ▶ One of six players from American Samoa on the team
- ▶ Wears No. 54, the same number as Samoan brothers Falaniko & Al Noga of UH and NFL fame

LINEBACKERS

#27 | SOLOMON MATAUTIA | LB | Jr. | 'Ewa Beach, O'ahu

- ▶ Polynesian Player of the Year candidate
- ▶ Scored two defensive touchdowns in 2017, one on an interception return (vs. Fresno State) and the other on a fumble return (vs. BYU)
- ▶ 24 career starts in 33 games played
- ▶ Nickname is "Solly"

#31 | JAHLANI TAVAI | LB | Sr. | Inglewood, Calif.

- ▶ One of four brothers to play Division I football - older brothers are Jordan (Kansas) and J.R. (USC), the latter of whom played for the Tennessee Titans.
- ▶ Bronco Nagurski, Butkus, and Polynesian Player of the Year candidate
- ▶ Not only excels in football, but was also a standout rugby player, earning High School All-American honors and a spot on the U18 U.S. National Team
- ▶ His cousin is former rugby star Peter Schuster

DEFENSIVE BACKS

#4 | ROJESTERMAN FARRIS II | DB | Jr. | Coral Springs, Fla.

- ▶ Better known by his nickname "Roe."
- ▶ Born in Saginaw, Michigan, raised in Baton Rouge, La., attended HS in Coral Springs, Fla.
- ▶ During Signing Day ceremony at Coral Spring HS, flipped commitment to UH after intending to sign with Wagner.
- ▶ Political science major wore #18 in first two seasons at UH

#22 | IKEM OKEKE | DB | Jr. | Las Vegas, Nev.

- ▶ Played linebacker during first two seasons at UH
- ▶ Brother Obim played football for two seasons at Baylor and switched over to the basketball team
- ▶ High school teammates with fellow safety Kalen Hicks at powerhouse Bishop Gorman in Las Vegas

SPECIALISTS

#99 | STAN GAUDION | P | So. | Melbourne, Australia

- ▶ Named to the Ray Guy Award preseason watch list
- ▶ One of four Aussies on the team along with starting kicker Ryan Meskell
- ▶ Only one touchback in 88 career punts and 29% of punts (26) inside 20

#94 | RYAN MESKELL | PK | Jr. | Gold Coast, Australia

- ▶ 10-of-15 in career field goal attempts, including 9-of-11 this season
- ▶ Played two years of collegiate soccer at Lewis & Clark C.C. in Godfrey, Ill.
- ▶ Was a member of Australia's U19 soccer team

#1 | NOAH BORDEN | LS | Sr. | Pearl City, O'ahu

- ▶ Four-year starter at long snapper has not had bad snap in entire career
- ▶ Selected to Wuerffel Trophy Watch List for second straight year as the team's top volunteer for community service
- ▶ Has a wife, Shayna, and two daughters Lawealani and 'Ale'alani
- ▶ Native Hawaiian descent who carries out the Hawaiian flag during intros
- ▶ Kinesiology major is one of the team's top scholar-athletes



NICK ROLOVICH
Head Coach
3rd Season
Overall Record: 16-19
MW Record: 8-12
@NickRolovich

Former Warrior quarterback Nick Rolovich is in his third season at the helm of a program that he helped make the Run and Shoot offense famous for as a player from 2000-01.

With Rolovich calling the plays as offensive coordinator in the run and shoot in 2010, UH averaged 394.3 yards passing, 500.6 yards of total offense and ranked 10th nationally in scoring (39.6 ppg).

In two seasons as head coach, his "Live Aloha, Play Warrior" and "Pride Rock" slogans, which echoed throughout his introductory press conference, are the foundation of the Rolovich era, which in just his first season produced UH's highest Mountain West finish.

In 2016, the Warriors reached a bowl game for the first time in six years, capping a seven-win season with a 52-35 victory over Middle Tennessee in the Hawai'i Bowl. When he took over the program as the fifth-youngest head coach in NCAA Division I FBS at the age of 37, Rolovich promised a refined offense and he came through in the form of a 1,000-yard rusher (Diocemy Saint Juste) and a 1,000-yard receiver (Marcus Kemp) for just the second time in program history.

In 2017, Saint Juste became the first UH rusher

to eclipse 1,000 yards in consecutive seasons and finished with a single-season school record of 1,510 yards, which ranked 10th nationally. As a team, UH rushed for an average of 168.2 yards per game, its highest output since 1995.

Rolovich became the 23rd head coach for the Rainbow Warrior program when he was hired in December 2015 after a four-year stint as Nevada's offensive coordinator.

As one of the nation's top offensive minds, Rolovich mentored Wolf Pack quarterback Cody Fajardo, who reached 9,000 yards passing and 3,000 yards rushing in a career becoming only the second player in NCAA history, along with fellow Nevada signal caller Colin Kaepernick, to reach that mark. In addition, he tutored Bryant Moniz to 10,169 career passing yards during his first go-around at Hawai'i.

THE ROLOVICH FILE

PERSONAL

Hometown: Novato, Calif.

EDUCATION

Bachelor's: Hawai'i, 2004; **Master's:** New Mexico Highlands, 2007

PLAYING EXPERIENCE

City College of San Francisco (1998-99); **Hawai'i** (2000-01); **Rhein Fire [NFL Europe]** (2002-03); **San José SaberCats [Arena]** (2004-05); **Arizona Rattlers [AFL]** (2006); **Chicago Rush [AFL]** (2006); **Las Vegas Gladiators [AFL]** (2007)

COACHING RESUME

Years	School/Team	Position
2016-	Hawai'i	Head Coach
2012-15	Nevada	Offensive Coordinator/QBs
2010-11	Hawai'i	Offensive Coordinator/QBs
2008-09	Hawai'i	Quarterbacks
2006-07	C.C. of San Francisco	Quarterbacks
2003-04	Hawai'i	Student Assistant
2002	San Marin (Calif.) HS	Assistant Coach

YEAR-BY-YEAR RECORD AS A HEAD COACH

Year	Team	Total Conf.			
		W-L	W-L	Finish	Bowl
2016	Hawai'i (MW)	7-7	4-4	T2nd-West	Hawai'i
2017	Hawai'i (MW)	3-9	1-7	T5th-West	None
2018	Hawai'i (MW)	6-3	3-1		
Total		16-19	8-12		

COACHES NOTES

► **Nick Rolovich** is one 22 head coaches in the FBS coaching at their alma mater. Among those, he is the second youngest to Kliff Kingsbury of Texas Tech just five months his elder. Rolovich is also the 11th youngest head coach in FBS. Rolovich still holds eight school records from his UH quarterback playing days, including most touchdowns thrown in a game (8 vs. BYU, 2001).

► Four former Warriors are on the coaching staff; **Rolovich**, **Brian Smith** (OC/RB), **Craig Stutzmann** (QB) and **Abe Elimimian** (CB). All four were teammates on the 2001 squad that finished 9-3. Rolovich (QB), Smith (C), and Stutzmann (WR) were senior starters, while Elimimian started six games as a redshirt freshman cornerback.

► UH is tied for fourth nationally with five alums on its coaching staff (Jacob Yoro played collegiately at Montana but graduated from UH). Air Force and Kansas State lead the country with seven alums followed by BYU with six.

► Outside linebackers coach **Jacob Yoro**, who joined the program in 2017, is one of three Hawai'i natives on staff along with quarterbacks coach **Craig Stutzmann** and defensive coordinator **Corey Batoon**. All three played prep football at nearby Saint Louis School under legendary high school coach and former UH assistant Cal Lee.

► **Batoon** is the program's seventh defensive coordinator in the last eight seasons. He spent the 2017 season as co-defensive coordinator and special teams coordinator at Florida Atlantic under head coach Lane Kiffin, helping the Owls to one of the nation's top turnaround seasons (11-3) and Conference USA and Boca Raton Bowl championships.

► **Elimimian's** younger brother Solomon (2005-08) is UH's all-time leading tackler and a veteran CFL linebacker with the B.C. Lions, who was the CFL's Most Outstanding Player in 2014 and a two-time Most Outstanding Defensive Player ('14 & '16).

► Inside linebackers coach and assistant head coach **Mark Banker** is serving his second stint with UH after coaching the special teams and outside linebackers in 1995 under former head coach Bob Wagner. Banker spent 12 years as Oregon State's defensive coordinator and two years as Nebraska's defensive coordinator.

► Prior to joining the UH staff during the offseason, receivers coach **Andre Allen** spent his entire 27-year coaching career at City College of San Francisco, and was on the CCSF staff when head coach Nick Rolovich began his collegiate playing career before transferring to UH.

► UH is offensive line coach **Mark Weber's** fifth stop at a Mountain West school after coaching at Fresno State (2004-05, '16), Utah State (2013-15), UNLV (1994-96) and Nevada (1993). Weber also twice coached in the Pac-10/12 – UCLA (1997-2003) and Oregon State (1987-90) during his 36-year coaching career.

► **Michael Ghoibrial** spent two seasons as a graduate assistant at his alma mater UCLA (2012-13) working with the special teams and defensive line. There he assisted former UH linebacker and then-UCLA assistant Jeff Ulbrich with special teams and helped the Bruins lead the nation in blocked kicks for two consecutive seasons.

► **Ricky Logo** has coached the defensive line during his entire 23-year career at eight different schools. He also has coordinator experience at UT Chattanooga and Troy.

► **Va'a Niumatalolo**, son of Navy head coach and former UH quarterback Ken Niumatalolo, is an offensive intern for the 2018 season. Va'a played collegiately at BYU (LB) from 2014-17.

COACHING STAFF



Brian Smith
Offensive Coordinator/
Running Backs
BOOTH



Corey Batoon
Defensive Coordinator/
Safeties
FIELD



Mark Banker
Asst. Head Coach/
Inside Linebackers
BOOTH



Michael Ghoibrial
Special Teams
Coordinator
FIELD



Craig Stutzmann
Passing Game Coord./
Quarterbacks
FIELD



Mark Weber
Offensive Line
FIELD



Andre Allen
Wide Receivers
BOOTH



Ricky Logo
Defensive Line
FIELD



Abe Elimimian
Cornerbacks
FIELD



Jacob Yoro
OLB/Nickelbacks
FIELD

2018 MW STANDINGS

MOUNTAIN Division (AP/Coaches)	MW	Pct	Home	Away	Overall	Pct	Home	Away	Neut	Streak
Utah State (RV/RV)	3-0	1.000	2-0	1-0	6-1	.857	4-0	2-1	0-0	W6
Boise State	3-1	.750	1-1	2-0	5-2	.714	2-1	3-1	0-0	W2
Colorado State	2-2	.500	1-1	1-1	3-5	.375	2-2	1-2	0-1	L1
New Mexico	1-2	.333	0-1	1-1	3-4	.429	1-2	2-2	0-0	L2
Air Force	1-3	.250	0-1	1-2	3-4	.429	2-1	1-3	0-0	W1
Wyoming	0-4	.000	0-2	0-2	2-6	.250	1-3	1-3	0-0	L4

WEST Division (AP/Coaches)	MW	Pct	Home	Away	Overall	Pct	Home	Away	Neut	Streak
Fresno State (RV/RV)	3-0	1.000	1-0	2-0	6-1	.857	3-0	3-1	0-0	W5
San Diego State (RV/RV)	3-0	1.000	2-0	1-0	6-1	.857	5-0	1-1	0-0	W6
Hawai'i	3-1	.750	1-1	2-0	6-3	.667	4-1	2-2	0-0	L2
Nevada	2-2	.500	0-2	2-0	4-4	.500	2-2	2-2	0-0	W1
UNLV	0-3	.000	0-2	0-1	2-5	.286	2-2	0-3	0-0	L4
San José State	0-3	.000	0-2	0-1	0-7	.000	0-4	0-3	0-0	L7



PLAYERS OF THE WEEK

Offense

S 3 _____ **Cole McDonald, UH**
 S 10 _____ Brett Rypien, BSU
 S 17 _____ Marcus McMaryion, FS
 S 24 _____ Jordan Love, USU
 O 1 _____ Marcus McMaryion, FS
 O 8 _____ Jordan Love, USU
 O 15 _____ Jordan Love, USU
 O 22 _____ Isaiah Sanders, AFA
 O 29 _____
 N 5 _____
 N 12 _____
 N 19 _____
 N 26 _____

Defense

S 3 _____ Tyler Horton, BSU
 S 10 _____ Aaron Wade, USU
 S 17 _____ Marcus Hayes, UNM
 S 24 _____ Darren Hall, SDSU
 O 1 _____ Mykal Walker, FS
 O 8 _____ Darren Hall, SDSU
 O 15 _____ Kyahva Tezino, SDSU
 O 22 _____ Korey Rush, NEV
 O 29 _____
 N 5 _____
 N 12 _____
 N 19 _____
 N 26 _____

Special Teams

S 3 _____ Jaron Bryant, FS
 S 10 _____ Dominik Eberle, USU
 S 17 _____ John Baron II, SDSU
 S 24 _____ John Baron II, SDSU
 O 1 _____ **Ryan Meskell, UH**
 O 8 _____ John Baron II, SDSU
 O 15 _____ Kaelin Himphill, SDSU
 O 22 _____ John Baron II, SDSU
 O 29 _____
 N 5 _____
 N 12 _____
 N 19 _____
 N 26 _____

NATIONAL POLLS

ASSOCIATED PRESS

(Week 9; Oct. 21)

Rk Team (1st place)

- Alabama(61)
- Clemson
- Notre Dame
- LSU
- Michigan
- Texas
- Georgia
- Oklahoma
- Florida
- UCF
- Ohio State
- Kentucky
- West Virginia
- Washington State
- Washington
- Texas A&M
- Penn State
- Iowa
- Oregon
- Wisconsin
- South Florida
- NC State
- Utah
- Stanford
- Appalachian State

Others receiving votes:

Texas Tech 54, Utah State 50, San Diego State 48, Fresno State 35, Miami 34, Virginia 25, Houston 19, Purdue 17, Michigan State 8, Cincinnati 7, Auburn 5, Boston College 2, Mississippi State 2, UAB 1

AMWAY COACHES

(Week 9; Oct. 21)

Rk Team (1st place)

- Alabama(60)
- Clemson(2)
- Notre Dame
- LSU
- Michigan
- Georgia
- Texas
- Oklahoma
- Ohio State
- UCF
- Florida
- West Virginia
- Washington
- Kentucky
- Washington State
- Penn State
- Texas A&M
- Iowa
- Wisconsin
- South Florida
- Oregon
- NC State
- Stanford
- Utah
- Miami

Others receiving votes:

Appalachian State 78, Utah State 63, San Diego State 62, Houston 30, Cincinnati 30, Fresno State 22, Mississippi State 18, Virginia 17, Auburn 13, Colorado 9, Buffalo 9, Army 8, Duke 8, Texas Tech 8, Purdue 7, UAB 6, South Carolina 5, Virginia Tech 4, Syracuse 3, Georgia Southern 2, Michigan State 1

PRESEASON ALL-MW

Off. Player of the Year: Brett Rypien, QB, Boise State
Def. Player of the Year: Andrew Wingard, DB, Wyoming
ST Player of the Year: Avery Williams, KR/PR, Boise State

Offense

QB Brett Rypien, Boise State
 WR KeeSean Johnson, Fresno State
 WR McLane Mannix, Nevada
 RB Alexander Mattison, Boise State
 RB Lexington Thomas, UNLV
 OL Ezra Cleveland, Boise State
 OL John Molchon, Boise State
 OL Aaron Jenkins, New Mexico
 OL Keith Ismael, San Diego State
 OL Tyler Roemer, San Diego State
 TE Dax Raymond, Utah State

Defense

DL David Moa, Boise State
 DL Curtis Weaver, Boise State
 DL Youhanna Ghaifan, Wyoming
 DL Carl Granderson, Wyoming
 LB Jeffrey Allison, Fresno State
LB Jahlani Tavai, Hawai'i
 LB Malik Reed, Nevada
 DB Tyler Horton, Boise State
 DB Dameon Baber, Nevada
 DB Tariq Thompson, San Diego State
 DB Andrew Wingard, Wyoming

Specialists

P Ryan Stonehouse, Colorado State
 PK Dominik Eberle, Utah State
 KR/PR Avery Williams, Boise State

2018 MW PRESEASON POLL

West Rank (1st Place Votes) _____ Points

- Fresno State (16) _____ 126
- San Diego State (6) _____ 116
- UNLV _____ 78
- Nevada _____ 72
- Hawai'i** _____ **45**
- San José State _____ 25

Mountain Rank (1st Place Votes) _____ Points

- Boise State (22) _____ 132
- Wyoming _____ 95
- Colorado State _____ 82
- Utah State _____ 78
- Air Force _____ 52
- New Mexico _____ 23

OFFENSE

LT	75	Ilm Manning	6-4	280	Fr	Glendale, Ariz.
	55	Micah Vanterpool	6-6	315	Fr	Phoenix, Ariz.
LG	57	J.R. Hensley	6-5	310	Jr	Edmond, Okla.
	59	Emil Graves	6-3	275	Jr	Lynwood, Calif.
C	63	Taaga Tuulima	6-2	290	So	'Ewa Beach, O'ahu
	54	Kaiwi Chung	6-0	275	Sr	Honolulu, O'ahu
RG	60	Solo Vaipulu	6-2	310	Fr	Riverside, Calif.
	74	Gene Pryor	6-3	305	Jr	Visalia, Calif.
RT	72	Kohl Levao	6-6	340	Jr	Aberdeen, Wash.
	58	Joey Nu'uuanu-Kuhi'iki	6-3	290	So	Wai'anae, O'ahu
WR	19	JoJo Ward	5-9	175	Jr	Waco, Texas
	9	Devan Stubblefield	6-0	200	Sr	'Ewa Beach, O'ahu
WR	5	John Ursua	5-10	175	Jr	Kailua-Kona, Hawai'i
	17	Tristin Kamaka	5-8	175	Sr	'Ewa Beach, O'ahu
WR	6	Cedric Byrd	5-9	170	Jr	Los Angeles, Calif.
	89	Jason-Matthew Sharsh	6-0	190	Jr	Honolulu, O'ahu
WR	85	Marcus Armstrong-Brown	6-3	210	Sr	Napa, Calif.
	86	Eric Rooks	6-3	215	Fr	Chicago, Ill.
RB	7	Dayton Furuta	5-11	250	Jr	Mililani, O'ahu
	21	Fred Holly III	6-0	200	So	Riverside, Calif.
QB	13	Cole McDonald	6-4	205	So	La Mirada, Calif.
	12	Chevan Cordeiro	6-1	190	Fr	Honolulu, O'ahu

DEFENSE

DE	99	Zeno Choi	6-3	280	Sr	Honolulu, O'ahu
	43	Tevarua Eldridge	6-2	270	Sr	Wailuku, Maui
NT	54	Blessman Ta'ala	6-1	310	Fr	Aua, American Samoa
	66	Eperone Moananu	6-2	290	So.	Pago Pago, American Samoa
DT	91	Samiuela Akoteu	6-2	280	Jr	Inglewood, Calif.
	95	Kendall Hune	6-3	285	Jr	Carmel, Ind.
DE	96	Kaimana Padello	6-0	215	Jr	Mililani, O'ahu
	-OR- 48	Derek Thomas	6-3	225	So	Huntington Beach, Calif.
		49	Manly Williams	6-2	245	Jr
LB	27	Solomon Matautia	6-1	230	Jr	'Ewa Beach, Calif.
	41	Scheyenne Sanitoa	6-0	220	So	Fagatogo, American Samoa
LB	31	Jahlani Tavai	6-4	235	Sr	Inglewood, Calif.
	33	Penei Pavihi	6-2	230	So	Pago Pago, American Samoa
NB	14	Manu Hudson-Rasmussen	6-0	180	Sr	Tigard, Ore.
	28	Cameron Hayes	5-11	180	Jr	Los Angeles, Calif.
CB	8	Eugene Ford	6-2	195	So	Venice, Calif.
	20	Zach Wilson	5-11	180	So	Upland, Calif.
S	16	Kalen Hicks	6-3	200	Jr	Las Vegas, Nev.
	24	Kai Kaneshiro	6-2	190	Fr	Honolulu, O'ahu
S	22	Ikem Okeke	6-0	200	Jr	Las Vegas, Nev.
	29	Donovan Dalton	6-4	200	Fr	Apple Valley, Minn.
	-OR- 11	Jay Dominique	6-2	190	So	Montreal, Canada
CB	4	Rojesterman Farris II	6-1	180	Jr	Coral Springs, Fla.
	23	Akil Francisco	6-0	160	Fr	Alameda, Calif.

SPECIALISTS

PK	94	Ryan Meskell	6-0	185	Jr	Gold Coast, Australia
	46	Alex Trifonovitch	6-1	195	Jr	Honolulu, O'ahu
KO	94	Ryan Meskell	6-0	185	Jr	Gold Coast, Australia
	46	Alex Trifonovitch	6-1	195	Jr	Honolulu, O'ahu
P	99	Stan Gaudion	6-3	210	So	Melbourne, Australia
	36	Ben Scruton	6-1	200	Jr	Melbourne, Australia
LS	1	Noah Borden	6-1	220	Sr	Pearl City, O'ahu
	43	Shawn McCarthy	6-4	225	Sr	Honolulu, O'ahu
HOLD	99	Stan Gaudion	6-3	210	So	Melbourne, Australia
PR	82	Justice Augafa	5-11	210	Jr	Anchorage, Alaska
	9	JoJo Ward	5-9	175	Jr	Waco, Texas
KR	82	Justice Augafa	5-11	210	Jr	Anchorage, Alaska
	17	Tristin Kamaka	5-8	175	Sr	'Ewa Beach, O'ahu
	28	Elijah Dale	5-10	200	Sr	San Francisco, Calif.

PRONUNCIATION CHART

(Alphabetical order)

Name	Pronunciation
Samiuela Akoteu	sam-YEW-eh-lah ah-KO-tay-ooh
Nino Alibegic	ala-BAY-gitch
Justice Augafa	owng-afa
Ramsey Aviu	ah-VEE-you
Keliam Brunn	ke-lee-um • broon
Zeno Choi	ZEE-No
Kaiwi Chung	kah-E-vee
Alex Dalpe	doll-PAY
Tevarua Eldridge	teh-vah-roo-ah
Rojesterman Farris	roe-jester-mun
Akil Francisco	ah-keel
Dayton Furuta	fuh-ROO-tuh
Stan Gaudion	gaw-dee-an
Dalton Gouveia	GO-VAY-uh
Emil Graves	E-mill
Kahale Huddleston	kah-HA-lay
Genta Ito	gen-tah • E-tow
Jonah Kahahawai-Welch	ka-ha-ha-why
Kai Kaneshiro	kah-nay-SHE-row
Hekili Keliiliki	hey-KEY-lee
	kay-LEE-EE-lee-key
Tristin Kamaka	kah-mah-kah
Kalamaku Kuewa	kah-la-ma-koo • koo-eh-va
Jonah Laulu	la-OO-loo
Kohl Levao	le-vow
Ilm Manning	elm
Makai Manuwai	mah-kye • mah-new-why
Mason Mataafa	MAH-TAH-ah-fa
Solomon Matautia	mah-TAO-tee-ah
Eperone Moananu	ep-er-row-nay • mo-ah-NAH-new
Jeremy Moussa	MOO-sah
Kumoku Noa	coo-mo-coo noah
Joey Nu'uuanu-Kuhi'iki	new-OO-ah-new coo-he-E-key
Ikem Okeke	EE-come oh-kay-kay
Kaimana Padello	kye-mah-nah
Penei Pavihi	pe-nay • pa-VEE-hee
Fanupo Peapealalo	fah-NEW-po pay-ah-pay-ah-la-low
Kana'i Picanco	kuh-nuh-ee pecan-so
Scheyenne Sanitoa	sah-ni-tow-ah
Azia Seei	ah-ZAH-yah • SAY-ay
Alesana Sunia	ah-lay-sah-nah soo-nee-ah
Blessman Ta'ala	ta-AH-la
Jahlani Tavai	tah-VIE
Manase Time	ma-NAH-say • tee-may
Dylan Toilolo	toy-low-low
Alex Trifonovitch	trif-on-oh-vitch
Larry Tuileta	too-E-let-ah
Tumua Tuinei	too-moo-AH TOO-ee-nay
Taaga Tuulima	tah-un-gah • too-oo-lee-mah
Justin Uahinui	OO-ahi-new-ee
Solo Vaipulu	vie-POO-loo

ALPHABETICAL

No	Name	Pos
91	Samiuela Akoteu	DL
34	Nino Alibegic	PK
85	Marcus Armstrong-Brown	WR
82	Justice Augafa	WR
76	Ramsey Aviu	OL
45	Payton Awaya	LB
71	Stephan Bernal-Wendt	OL
13	Khoury Bethley	DB
30	Kamuela Borden	OL
1	Noah Borden	LS
52	Michael Boyle	PK
38	Keliam Brunn	WR
6	Cedric Byrd	WR
15	Kolney Cassel	QB
59	Andrew Choi	LB
99	Zeno Choi	DL
54	Kaiwi Chung	OL
12	Chevan Cordeiro	QB
28	Elijah Dale	RB
70	Alex Dalpe	OL
29	Donovan Dalton	DB
16	Tanner Darling	WR
3	Mel Davis	RB
11	Jay Dominique	DB
43	Tevarua Eldridge	DL
68	Ra Elkington	OL
34	Rashaan Falemalu	LB
4	Rojesterman Farris II	DB
8	Eugene Ford	DB
23	Akil Francisco	DB
87	Robert Funkhouser	WR
7	Dayton Furuta	RB
99	Stan Gaudion	P
52	Dalton Gouveia	LB
59	Emil Graves	OL
81	James Green III	WR
28	Cameron Hayes	DB
92	Maxwell Hendrie	DL
57	J.R. Hensley	OL
16	Kalen Hicks	DB
21	Fred Holly III	RB
83	Kahale Huddleston	WR
14	Manu Hudson-Rasmussen	DB
95	Kendall Hune	DL
29	Genta Ito	RB
88	John Johnson	WR
42	Jonah Kahahawai-Welch	DL
17	Tristin Kamaka	WR
24	Kai Kaneshiro	DB
35	Jeffery Keene	DL
44	Hekili Keliiliki	RB
39	Kalamaku Kuewa	DB
47	Scott Lam	DB
40	Paul Lomanto	RB
80	Jonah Lauu	DL
72	Kohl Levao	OL
75	Iim Manning	OL
51	Makai Manuwai	OL
84	Nick Mardner	WR
37	Alakai Mashima	DB
93	Mason Mataafa	DL
27	Solomon Matautia	LB
43	Shawn McCarthy	LS
13	Cole McDonald	QB
94	Ryan Meskell	PK
66	Eperone Moananu	DL
78	Ernest Moore	OL
18	Jeremy Moussa	QB

NUMERICAL

No	Name	Pos	Ht	Wt	Cl	Exp	Hometown/Last School
1	Noah Borden	LS	6-1	220	Sr.	3L	Pearl City, O'ahu (Kamehameha Schools-Kapālama)
3	Mel Davis	RB	6-2	235	Sr.	1L	Compton, Calif. (Santa Monica College)
4	Kumoku Noa	WR	5-11	175	So.	1L	Honolulu, O'ahu (Kamehameha Schools-Kapālama)
4	Rojesterman Farris II	DB	6-1	180	Jr.	2L	Coral Springs, Fla. (Coral Springs Charter HS)
5	John Ursua	WR	5-10	175	Jr.	2L	Kailua-Kona, Hawai'i (Cedar City HS)
6	Cedric Byrd	WR	5-9	170	Jr.	TR	Los Angeles, Calif. (Long Beach City College)
7	Dayton Furuta	RB	5-11	250	Jr.	2L	Mililani, O'ahu (Mililani HS)
8	Eugene Ford	DB	6-2	195	So.	1L	Venice, Calif. (University HS)
9	Devan Stubblefield	WR	6-0	200	Sr.	2L	'Ewa Beach, O'ahu (Saint Louis School)
10	Drake Stallworth	WR	6-1	190	Fr.	RS	Folsom, Calif. (Folsom HS)
10	Jeremiah Pritchard	LB	6-0	230	Jr.	2L	Leone, American Samoa (Silverado HS)
11	Justin Uahinui	QB	6-3	195	Fr.	RS	Honolulu, O'ahu (Farrington HS)
11	Jay Dominique	DB	6-2	190	So.	1L	Montreal, Canada (Old Montreal Cegcep)
12	Chevan Cordeiro	QB	6-1	190	Fr.	HS	Honolulu, O'ahu (Saint Louis)
13	Cole McDonald	QB	6-4	205	So.	1L	La Mirada, Calif. (Sonora HS)
13	Khoury Bethley	DB	5-10	200	Fr.	HS	Chino, Calif. (Don Lugo HS)
14	Larry Tuileta	QB	6-2	200	Sr.	SQ	Honolulu, O'ahu (USC)
14	Manu Hudson-Rasmussen	DB	6-0	180	Sr.	1L	Tigard, Ore. (Riverside City College)
15	Kolney Cassel	QB	6-2	200	Sr.	TR	Yakima, Wash. (Sacramento State)
15	Paul Scott	LB	6-1	210	Fr.	RS	Oakland, Calif. (McClymonds Senior HS)
16	Tanner Darling	WR	6-1	190	Jr.	JC	Simi Valley, Calif. (Moorpark College)
16	Kalen Hicks	DB	6-3	200	Jr.	2L	Las Vegas, Nev. (Bishop Gorman HS)
17	Tristin Kamaka	WR	5-8	175	Sr.	RS	'Ewa Beach, Oahu (Midland [Neb.] University).
18	Jeremy Moussa	QB	6-3	210	Fr.	HS	Chino Hills, Calif. (Eleanor Roosevelt HS)
19	JoJo Ward	WR	5-9	175	Jr.	JC	Waco, Texas (Tyler JC)
20	Zach Wilson	DB	5-11	180	So.	1L	Upland, Calif. (Mt. San Antonio College)
21	Fred Holly III	RB	6-0	200	So.	1L	Riverside, Calif. (Norte Vista HS)
21	Mykal Tolliver	DB	6-0	175	So.	1L	Bellflower, Calif. (St. John Bosco HS)
22	Ikem Okeke	DB	6-0	200	Jr.	2L	Las Vegas, Nev. (Bishop Gorman HS)
23	Akil Francisco	DB	6-0	160	Fr.	RS	Alameda, Calif. (Encinal HS)
24	Kai Kaneshiro	DB	6-2	190	Fr.	HS	Honolulu, O'ahu (Saint Louis)
25	Manase Time	LB	5-11	205	So.	JC	Long Beach, Calif. (Golden West College)
26	Miles Reed	RB	5-8	185	Fr.	RS	Corona, Calif. (Centennial HS)
26	Dylan Toilolo	DB	5-11	200	Fr.	HS	Nanakuli, O'ahu (Kapolei HS)
27	Solomon Matautia	LB	6-1	230	Jr.	2L	'Ewa Beach, O'ahu (Campbell HS)
28	Elijah Dale	RB	5-10	200	Sr.	SQ	San Francisco, Calif. (City College of San Francisco)
28	Cameron Hayes	DB	5-11	180	Jr.	1L	Los Angeles, Calif. (Junipero Serra HS)
29	Genta Ito	RB	5-8	195	Sr.	1L	Inabe, Japan (Santa Monica College)
29	Donovan Dalton	DB	6-4	200	Fr.	RS	Apple Valley, Minn. (Saguaro HS)
30	Adam Netane	WR	5-11	165	Fr.	HS	Orlando, Fla. (Bishop Moore HS)
30	Kamuela Borden	DL	6-4	250	Fr.	HS	Pearl City, O'ahu ('Iolani School)
31	Jahlani Tavai	LB	6-4	245	Sr.	3L	Inglewood, Calif. (Mira Costa HS)
33	Penei Pavihi	LB	6-3	240	So.	1L	Pago Pago, American Samoa (Tafuna HS)
34	Nino Alibegic	PK	5-9	165	Jr.	JC	Meridian, Idaho (Independence [Kan.] CC)
34	Rashaan Falemalu	LB	6-1	230	Sr.	3L	Hau'ula, Oahu (Kahuku HS)
34	Austin Pang Kee	DB	5-10	160	Jr.	SQ	Kane'ohe, O'ahu (Damien HSI)
35	Jeffery Keene	DL	6-4	230	Jr.	TR	Temple Hills, Md. (Fort Scott [Kan.] CC)
36	Ben Scruton	DB	6-1	200	Jr.	2L	Melbourne, Australia (Melbourne University)
37	Alaka'i Mashima	DB	5-11	175	Fr.	HS	Kapolei, O'ahu (Punahou School)
38	Keliam Brunn	WR	6-0	185	Fr.	HS	Wahiawa, O'ahu (Saint Louis School)
39	Kalamaku Kuewa	DB	6-0	195	Fr.	HS	Kailua, O'ahu (Kamehameha Schools-Kapālama)
40	Paul Lomanto	RB	6-1	205	So.	JC	Morgan Hill, Calif. (De Anza College)
41	Scheyenne Sanitoa	LB	6-0	220	So.	1L	Fagatogo, American Samoa (Samoana HS)
42	Jonah Kahahawai-Welch	DL	6-2	225	Fr.	HS	Kailua, O'ahu (Kamehameha Schools-Kapālama)
43	Shawn McCarthy	LS	6-4	225	Sr.	SQ	Honolulu, O'ahu (Puget Sound)
43	Wyatt Tucker	LS	5-10	205	So.	TR	Chino Hills, Calif. (Whittier College)
43	Tevarua Eldridge	DL	6-2	270	Sr.	3L	Wailuku, Maui (Baldwin HS)
44	Hekili Keliiliki	RB	6-2	225	Fr.	RS	Bentonville, Ark. (Bentonville HS)
45	Dakota Torres	WR	6-2	245	Sr.	3L	Wai'anae, O'ahu (Punahou School)
45	Payton Awaya	LB	6-0	210	So.	HS	Honolulu, O'ahu (Kalani HS)
46	Alex Trifonovitch	PK/P	6-1	195	Jr.	2L	Honolulu, O'ahu (Punahou School)
47	Scott Lam	DB	5-9	165	Fr.	HS	Honolulu, O'ahu (Damien School)
48	Derek Thomas	DL	6-3	225	So.	JC	Huntington Beach, Calif. (Cerritos College)
49	Manly Williams	DL	6-2	245	Jr.	2L	Honolulu, O'ahu (Farrington HS)
50	Justus Tavai	DL	6-3	295	So.	JC	Inglewood, Calif. (El Camino College)
51	Makai Manuwai	DL	6-1	275	So.	SQ	Medford, Ore. (South Medford HS)
52	Michael Boyle	PK	6-1	175	Fr.	RS	Washougal, Wash. (Camas HS)
52	Dalton Gouveia	LB	6-1	225	Jr.	SQ	Mooreville, N.C. (Charlotte Christian HS)

NUMERICAL

No	Name	Pos	Ht	Wt	Cl	Exp	Hometown/Last School
53	Kana'i Picanco	LB	6-1	225	Jr.	RS	Kane'ohe, O'ahu (Pima CC)
54	Kaiwi Chung	OL	6-0	275	Sr.	2L	Honolulu, O'ahu (Kamehameha Schools-Kapālama)
54	Blessman Ta'ala	DL	6-1	310	Fr.	HS	Aua, American Samoa (Faga'itua HS)
55	Micah Vanterpool	OL	6-6	315	Fr.	RS	Phoenix, Ariz. (Phoenix Central HS)
56	KK Padello	DL	5-11	215	Sr.	SQ	Mililani, O'ahu (Southern Oregon)
57	J.R. Hensley	OL	6-5	310	Jr.	2L	Edmond, Okla. (Santa Fe HS)
58	Joey Nu'uuanu-Kuhi'iki	OL	6-3	290	So.	1L	Wai'ananae, O'ahu (Wai'ananae HS)
59	Emil Graves	OL	6-3	275	Jr.	RS	Lynwood, Calif. (Fullerton College)
59	Andrew Choi	LB	6-0	200	Fr.	HS	Honolulu, O'ahu (Kaiser HS)
60	Solo Vaipulu	OL	6-2	310	Fr.	HS	Riverside, Calif. (Corona Centennial HS)
62	Doug Russell	DL	6-5	320	Fr.	RS	Seattle, Wash. (O'Dea HS)
63	Taaga Tuulima	OL	6-2	290	So.	1L	'Ewa Beach, O'ahu ('Iolani School)
66	Eperone Moananu	DL	6-2	290	Jr.	2L	Pago Pago, American Samoa (Tafuna HS)
68	Ra Elkington	OL	6-5	350	Fr.	RS	La'ie, O'ahu (Kahuku HS)
69	Azia Seei	DL	5-11	275	Jr.	RS	Honolulu, O'ahu (William Penn University)
70	Alex Dalpe	OL	6-4	290	So.	JC	Anaheim, Calif. (Long Beach City College)
71	Stephan Bernal-Wendt	OL	6-4	310	So.	1L	Honolulu, O'ahu (Salesian HS)
72	Kohl Levao	OL	6-6	340	Jr.	JC	Aberdeen, Wash. (CC of San Francisco)
74	Gene Pryor	OL	6-3	305	Jr.	JC	Visalia, Calif. (College of the Sequoias)
75	Ilm Manning	OL	6-4	280	Fr.	HS	Glendale, Ariz. (Apollo HS)
76	Ramsey Aviu	OL	6-2	300	Fr.	RS	'Aiea, O'ahu ('Aiea HS)
77	Alesana Sunia	OL	6-3	320	So.	1L	Leone, American Samoa (Leone HS)
78	Ernest Moore	OL	6-8	305	Jr.	JC	San Francisco, Calif. (CC of San Francisco)
79	Elias Wong	OL	6-2	295	Fr.	HS	Waimanalo, O'ahu (Kailua, O'ahu)
80	Jonah Laulu	DL	6-5	250	Fr.	HS	Las Vegas, Nev. (Centennial HS)
81	James Green III	WR	5-11	175	Fr.	HS	Cathedral City, Calif. (Cathedral City HS)
82	Justice Augafa	WR	5-11	210	Jr.	RS	Anchorage, Alaska (LA Harbor College)
83	Kahale Huddleston	WR	5-10	175	Fr.	HS	Hilo, O'ahu (Hilo HS)
84	Nick Mardner	WR	6-5	190	Fr.	HS	Mississauga, Ont., Canada (Clarkson Secondary)
85	Marcus Armstrong-Brown	WR	6-3	210	Sr.	1L	Napa, Calif. (Diablo Valley College)
86	Eric Rooks	WR	6-3	215	Fr.	HS	Chicago, Ill. (The Taft School)
87	Robert Funkhouser	WR	5-11	165	Fr.	HS	Danville, Calif. (San Ramon Valley HS)
88	John Johnson	WR	5-11	190	Jr.	JC	Warner Robins, Ga. (Antelope Valley College)
88	Tumua Tuinei	DB	5-9	200	Sr.	3L	Honolulu, O'ahu (Punahou School)
89	Jason-Matthew Sharsh	WR	6-0	190	Jr.	RS	Honolulu, O'ahu (Santa Barbara City College)
90	Fanupo Peapealalo	DL	6-3	250	Jr.	RS	Oceanside, Calif. (Graceland University)
91	Samuela Akoteu	DL	6-2	280	Jr.	2L	Inglewood, Calif. (Junipero Serra HS)
92	Maxwell Hendrie	DL	6-4	245	So.	1L	Sydney, Australia (The Scots College)
93	Mason Mataafa	DL	6-4	235	So.	JC	Costa Mesa, Calif. (Orange Coast College)
94	Ryan Meskell	PK	6-0	185	Jr.	1L	Gold Coast, Australia (Lewis & Clark CC)
95	Kendall Hune	DL	6-3	285	Jr.	JC	Carmel, Ind. (Eastern Arizona College)
96	Kaimana Padello	DL	6-0	215	Jr.	2L	Mililani, O'ahu (Mililani HS)
97	Zach Ritner	DL	6-3	240	Fr.	HS	Mission Viejo, Calif. (Capistrano Valley HS)
98	Foi Shaw	DL	6-0	320	Fr.	HS	Kane'ohe, O'ahu (Farrington HS)
99	Stan Gaudion	P	6-3	210	So.	1L	Melbourne, Australia (Scotch College)
99	Zeno Choi	DL	6-3	280	Sr.	3L	Honolulu, O'ahu (Kaiser HS)

ALPHABETICAL

No	Name	Pos
18	Jeremy Moussa	QB
30	Adam Netane	WR
4	Kumoku Noa	WR
58	Joey Nu'uuanu-Kuhi'iki	OL
22	Ikem Okeke	DB
96	Kaimana Padello	DL
56	KK Padello	DL
34	Austin Pang Kee	DB
33	Penei Pavihi	LB
90	Fanupo Peapealalo	DL
53	Kana'i Picanco	LB
10	Jeremiah Pritchard	LB
74	Gene Pryor	OL
26	Miles Reed	RB
97	Zach Ritner	DL
86	Eric Rooks	WR
62	Doug Russell	DL
41	Scheyenne Sanitoa	LB
15	Paul Scott	LB
36	Ben Scruton	DB
69	Azia Seei	DL
89	Jason-Matthew Sharsh	WR
98	Foi Shaw	DL
10	Drake Stallworth	WR
9	Devan Stubblefield	WR
77	Alesana Sunia	OL
54	Blessman Ta'ala	DL
31	Jahlani Tavai	LB
50	Justus Tavai	DL
48	Derek Thomas	DL
25	Manase Time	LB
26	Dylan Toilolo	DB
21	Mykal Tolliver	DB
45	Dakota Torres	WR
46	Alex Trifonovitch	PK/P
43	Wyatt Tucker	LS
14	Larry Tuileta	QB
88	Tumua Tuinei	DB
63	Taaga Tuulima	OL
11	Justin Uahinui	QB
5	John Ursua	WR
60	Solo Vaipulu	OL
55	Micah Vanterpool	OL
19	JoJo Ward	WR
49	Manly Williams	DL
20	Zach Wilson	DB
79	Elias Wong	OL

STAFF PRONUNCIATIONS

Name	Pronunciation
Abe Elimimian	elum-im-e-un
Michael Ghobrial	go-BREE-al
Ricky Logo	loan-go
Mark Weber	web-ber
Jacob Yoro	yo-row

STAFF

Head Coach: Nick Rolovich, 3rd season
Associate Head Coach/Offensive Coordinator/RBs: Brian Smith
Assistant Head Coach/Inside Linebackers: Mark Banker
Defensive Coordinator/Safeties: Corey Batoon
Special Teams Coordinator: Michael Ghobrial
Passing Game Coordinator/Quarterbacks: Craig Stutzmann
Offensive Line: Mark Weber
Wide Receivers: Andre Allen
Defensive Line: Ricky Logo
Cornerbacks: Abe Elimimian
Outside Linebackers/Nickelbacks: Jacob Yoro
Director of Recruiting & Retention: Jason Cvercko
Strength & Conditioning Coordinator: Tommy Heffernan
Graduate Assistants: Numi Lolohea, Brodie Nakama, Jack Perez, Jake Thomas
Video Coordinator: Olivia Vea
Interns: Makana Garrigan, Va'a Niumatalolo, Josh Omura, Billy Ray Stutzman
Football Administration: Myles Gota

as of Oct. 20, 2018

MEDIA INFORMATION

MEDIA RELATIONS FOOTBALL CONTACTS

Derek Inouchi, Media Relations Director
Office: (808) 956-4478 ▶ Cell: (808) 954-0234
E-mail: inouchi@hawaii.edu

Neal Iwamoto, Asst. Media Relations Director
Office: (808) 956-9748 ▶ Cell: (808) 375-6819
E-mail: mstambau@hawaii.edu

INTERVIEW POLICY

Contact the UH Sports Media Relations Office to arrange player or coach interviews at least 24 hours in advance. Players and coaches will be available for interviews after practice on Tuesday and Wednesday. Every effort will be made to accommodate interview requests but players will not be asked to miss class, study hall, practices, or medical treatment. Players mobile or home numbers will not be released by the Sports Media Relations Office.

MEDICAL POLICY

The UH Sports Media Relations Office abides by federal law pertaining to the releasing of injury information. We will not disseminate any information about a student-athletes' injury without written consent. The only information given to the media will be if a student-athlete is "probable," "questionable," or "doubtful" to play. However, the student-athlete may release information about his/her injury.

WE ARE THE "RAINBOW WARRIORS"

When referring to the UH football team, please use the nickname "Rainbow Warriors." In an effort to standardize its nicknames, on July 1, 2013, the University of Hawaii officially changed its men's team nickname to "Rainbow Warriors." The school's women's teams are still referred to as "Rainbow Wahine." The word "Wahine" (pronounced wah-HEE-nay) means woman in the Hawaiian language. The rainbow has been part of UH's nickname since 1923.

WHAT'S AN 'OKINA?

What's that punctuation mark in the word Hawaii'? A: In the Hawaiian language, it's called an 'okina, which translated literally in English means separator. Phonetically it is referred to as a glottal stop, similar to the sound that would be made in the English oh-oh. The 'okina is actually a letter in the Hawaiian language and typed out looks like a backwards, inverted apostrophe. The practice of the UH Sports Media Relations office is to use the 'okina in all Hawaiian words in which they occur.

COLLEGEPRESSBOX.COM

Collegepressbox.com is the official media website for Mountain West football. Access and download weekly game notes, quotes, statistics, media guides, headshots, logos and more for the conference and each of its member schools. Login information will be distributed to accredited media or you can apply for a password by sending an email to: password@collegepressbox.com.

POST-GAME PRESS CONFERENCE

Head coach Nick Rolovich and selected players will be available at the Aloha Stadium Hospitality Room approximately 15 minutes after each home game. The media will NOT be allowed to conduct interviews with players and coaches on the field or in the locker room. There will be a 10-minute "cooling off" period for all games (home and away).

ALOHA STADIUM INFORMATION

PARKING GATES: Upper and Lower Halawa parking lot (Gates 3 & 4) opens 5 (five) hours prior to kickoff while all other gates (UH Reserved) will open 4 (four) hours prior. Parking is \$8. Alternate parking is available at Leeward Community College (FREE parking with \$2/person RT shuttle service). Shuttle service runs two and a half hours prior to kickoff until one hour after the game. Parking is also available at Radford High School beginning three and a half hours prior to kickoff to one hour after the game (\$5 parking with no shuttle service). No tailgating is allowed at alternate parking sites.

STADIUM GATES: Stadium turnstiles open one and a half hours prior to kickoff.

NEW BAG POLICY: Each person is allowed one bag that does not exceed 12" x 6" x 12" in size. In addition, each person will be allowed to hand carry a blanket, poncho or jacket, along with a soft sided seat cushion. Exceptions will only be made for medically necessary items, after proper inspection at a gate designated for this purpose.

CONTRABAND ITEMS: Weapons, noise makers, illegal narcotics, outside food or beverages, cans or bottles, umbrellas, coolers, fireworks, inflatable objects, confetti, balloons, laser pointers, poles or sticks, skateboards, scooters, rollerblades, bicycles, animals (except service animals), motorized remote controlled devices (drones) and/or any item that may pose a health or safety issue to guests and/or employees. Smoking is prohibited except within a posted designated smoking area. (this includes vapor and electronic cigarettes).

TRAFFIC ADVISORY: Updates on ESPN 1420 AM, Twitter (@AlohaStadiumHI) and Facebook (AlohaStadiumHI).

UH FOOTBALL EXPRESS: Air-conditioned bus transportation to Aloha Stadium is available throughout O'ahu by Roberts Hawaii's "UH Football Express." Season passes can be purchased for \$84 for all six games, \$70 for five games, or \$17 for one game. One-way rides can be purchased on-site for \$10 per person if space is available. Reservations for the UH Football Express are required for all round-trips and may be made online at UHFootballExpress.com, or by calling Roberts Hawaii at 808-954-8625.

Pick-up locations are: Hawaii Kai Park n' Ride; Kahala Mall curbside near Bank of Hawaii; Kailua Recreation Center (Kainalu Drive); Kane'ohe (Alaloe Street above Sears at Windward Mall); and Mililani Mauka Park n' Ride.

TICKET INFORMATION

Fans can purchase individual game tickets online at HawaiiAthletics.com and print them from their home computer. They can also visit the Stan Sheriff Center Box Office and Aloha Stadium Box Office (M-F, 9 a.m. until 5 p.m.) or call 944-2697 during the same hours. UH Manoa students receive admission to home games by presenting a valid UH identification card.

Section	Price
Sideline	\$30-75
South Endzone (Adult)	\$30-40
South Endzone (Orange: Senior Citizen [65+])	\$25
South Endzone (Orange: Student [4-HS])	\$22
North Endzone (Orange, Blue & Brown: Adult)	\$25
North Endzone (Orange, Blue & Brown: Senior Citizen)	\$20
North Endzone (Orange, Blue & Brown: Adult: Student)	\$17

MW BOWL AFFILIATIONS

GILDAN NEW MEXICO BOWL

Dec. 15 ▶ Albuquerque, N.M.; Dreamstyle Stadium
12:00 p.m. MT ▶ TV: ESPN
MW vs. Conference USA

LAS VEGAS BOWL

Dec. 15 ▶ Las Vegas, Nev.; Sam Boyd Stadium
12:30 p.m. PT ▶ TV: ABC
MW vs. Pac-12

FAMOUS IDAHO POTATO BOWL

Dec. 21 ▶ Boise, Idaho; Albertsons Stadium
3:00 p.m. MT ▶ TV: ESPN
MW vs. MAC

HAWAII BOWL

Dec. 22 ▶ Honolulu, HI ▶ Aloha Stadium
5:30 p.m. HT ▶ TV: ESPN
MW vs. Conference USA

NOVA HOME LOANS ARIZONA BOWL

Dec. 28 ▶ Tucson, Ariz.; Arizona Stadium
Time: 2:30 p.m. PT ▶ TV: CBSSN
MW vs. Sun Belt

FUTURE SCHEDULES

2019

Date	Opponent	Site
Aug. 24	Arizona	Honolulu
Sept. 7	Oregon State	Honolulu
Sept. 14	at Washington	Seattle, Wash.
Sept. 21	Central Arkansas	Honolulu
Nov. 30	Army	Honolulu

2020

Date	Opponent	Site
Aug. 29	at Arizona	Tucson, Ariz.
Sept. 5	UCLA	Honolulu
Sept. 12	Fordham	Honolulu
Sept. 19	at Oregon	Eugene, Ore.
Oct. 10	New Mexico St.	Honolulu

2021

Date	Opponent	Site
Aug. 28	at UCLA	Pasadena, Calif.
Sept. 4	Portland State	Honolulu
Sept. 11	at Oregon State	Corvallis, Ore.
Sept. 25	at New Mexico St.	Las Cruces, N.M.

2022

Date	Opponent	Site
Aug. 27	Vanderbilt	Honolulu
Sept. 3	Western Ky.	Honolulu
Sept. 10	Duquesne	Honolulu
Sept. 17	at Wisconsin	Madison, Wis.
Nov. 19	at Army	West Point, N.Y.

2023

Date	Opponent	Site
Aug. 26	at Vanderbilt	Nashville, Tenn.
Sept. 2	Albany	Honolulu
Sept. 16	Oregon	Eugene, Ore.

2024

Date	Opponent	Site
Aug. 31	Wisconsin	Honolulu
Sept. 14	at BYU	Provo, Utah
Sept. 21	Oregon	Honolulu
Nov. 30	Army	Honolulu

MISCELLANEOUS STATS

HAWAI'I VS. FRESNO STATE (OCT. 27)

UH's RECORD WHEN...

	2018	2017	Under
	Overall	Overall	Rolo
Overall Record	6-3	3-9	16-19
MW Record	3-1	1-7	8-12
Non-Conference	3-2	2-2	8-7
Home	4-1	2-4	10-8
Away	2-2	1-5	6-10
Neutral	-	-	0-1
Day Games	1-1	0-4	4-8
Night Games	5-2	3-5	12-11
On National Television	2-2	0-5	3-12
In August	1-0	1-0	2-1
In September	4-1	1-3	6-6
In October	1-2	1-2	5-6
In November	-	0-4	2-6
In December	-	-	1-0
Against A.P. Top 25 Teams	-	-	0-2
Against A.P. Top 10 Teams	-	-	0-1
vs. Non-Ranked Teams	6-3	3-9	16-17
On Natural Grass	0-1	0-1	0-4
On Artificial Turf	6-2	3-8	16-15
When UH Scores First	4-2	2-2	9-4
Opponent Scores First	2-1	1-7	7-15
Leading After 1st Quarter	4-1	1-1	7-2
Behind After 1st Quarter	2-1	1-5	5-12
Tied After 1st Quarter	0-1	1-3	4-5
Leading At Halftime	4-0	2-0	11-0
Behind At Halftime	1-3	0-8	2-16
Tied At Halftime	1-0	1-1	3-3
Leading After 3rd Quarter	4-0	2-0	11-0
Behind After 3rd Quarter	1-3	1-8	3-17
Tied After 3rd Quarter	1-0	0-1	2-2
Overtime	1-0	0-1	2-1
Scoring 20 points or less	1-0	0-3	2-6
Scoring 21 points or more	5-3	3-6	14-13
Scoring 30 points or more	5-0	3-0	14-2
Scoring 40+	5-0	1-0	9-0
Allowing 10 points or less	-	-	-
Allowing 20 points or less	1-0	1-0	5-0
Allowing 21 points or more	5-3	2-9	11-19
With a 100-yard rusher	3-0	2-6	8-8
Allowing a 100-yard rusher	3-2	1-6	7-14
With a 300-yard passer	4-1	1-1	7-2
Allowing a 300-yard passer	2-0	1-2	5-4
More Total Offense Than Opp.	5-0	2-2	10-2
Total Offense 300-plus yards	6-3	3-5	15-12
Total Offense 400-plus yards	5-0	3-5	12-8
Total Offense 500-plus yards	3-0	1-2	6-2
Allow 300-plus yards total offense	4-3	3-8	14-18
No Turnovers	1-2	0-2	2-4
No Takeaways	3-0	0-3	5-7
Fewer Turnovers than opponent	1-1	3-3	8-4
Equal Turnovers	1-1	0-2	2-4
More Turnovers than opponent	4-1	0-4	6-11
Won Time of Possession	5-0	3-3	10-6
Opponent Controls T.O.P.	1-3	0-6	6-13

2018 START CHART

	Current		
OFFENSE	2018 Streak	Career	
J.R. Hensley, OL	9	9	16
Taaga Tuulima, OL	9	9	10
Ilm Manning, OL	9	9	9
Kohl Levao, OL	9	9	9
Solo Vaipulu, OL	9	9	9
Marcus Armstrong-Brown, WR	8	-	8
Cole McDonald, QB	8	2	8
Cedric Byrd, WR	8	4	8
John Ursua, WR	8	4	27
JoJo Ward, WR	8	5	8
Fred Holly III, RB	6	-	6
Devan Stubblefield, WR	2	1	10
Dayton Furuta, RB	2	-	2
Dakota Torres, TE	1	1	18
Chevan Cordeiro, QB	1	-	1
Jason-Matthew Sharsh, WR	1	-	1
Tristin Kamaka, WR	1	-	1
Kaiwi Chung, TE/OL	-	-	6
Kumoku Noa, WR	-	-	1

	Current		
DEFENSE	2018 Streak	Career	
Samiuela Akoteau, DL	9	9	18
Zeno Choi, DL	9	9	12
Kalen Hicks, DB	9	11	12
Ikem Okeke, DB	9	9	10
Blessman Ta'ala, DL	9	9	9
Solomon Matuatia, LB	8	4	24
Jahlani Tavai, LB	8	8	45
Rojesterman Farris II, DB	8	5	25
Penei Pavihi, LB	7	-	7
Eugene Ford, DB	6	3	11
Zach Wilson, DB	4	-	4
Ka. Padello, DL	4	2	4
Manu Hudson-Rasmussen, DB	3	1	9
Derek Thomas, DL	3	-	3
Manly Williams, DL	2	-	2
Scheyenne Sanitoa, LB	1	-	1
Jeremiah Pritchard, LB	-	-	5
Eperone Moananu, DL	-	-	1

	Current		
SPECIAL TEAMS	2018 Streak	Career	
Noah Borden, LS	9	45	45
Stan Gaudion, P	9	21	21
Ryan Meskill, PK	9	9	12
Alex Trifonovitch, PK	-	7	9

UH OPENING DRIVES

Opponent	Result (Ply-Yd-TOP)
at Colorado St.	Touchdown (10-75-4:58)
Navy	Touchdown (12-75-5:48)
Rice	Touchdown (7-65-2:21)
at Army	Touchdown (5-75-1:52)
Duquesne	Interception (6-45-2:45)
at San José St.	Field Goal (15-68-7:15)
Wyoming	Punt (5-16-2:56)
at BYU	Punt (4-16-2:40)
Nevada	Punt (6-12-3:32)
at Fresno State	
Utah State	
UNLV	
at San Diego St.	

OPPONENT OPENING DRIVES

Opponent	Result (Ply-Yd-TOP)
at Colorado St.	Touchdown (14-85-4:26)
Navy	Punt (3-7-1:59)
Rice	Punt (6-14-3:25)
at Army	Punt (3-1-1:39)
Duquesne	Punt (3-17-0:44)
at San José St.	Punt (7-17-3:12)
Wyoming	Field goal (8-43-3:58)
at BYU	Touchdown (12-87-4:32)
Nevada	Punt (6-20-3:06)
at Fresno State	
Utah State	
UNLV	
at San Diego St.	

CONVERSIONS

Opponent	3rd Down	4th Down
at Colorado St.	4-12	2-2
Navy	7-12	3-3
Rice	4-9	0-0
at Army	1-7	0-2
Duquesne	5-10	2-3
at San José St.	7-19	3-3
Wyoming	3-12	2-3
at BYU	3-13	2-4
Nevada	3-15	1-5
at Fresno State		
Utah State		
UNLV		
at San Diego St.		
Total	37-109 (34%)	15-25 (60%)
Opponent	54-141 (41%)	13-18 (72%)

COIN TOSS RESULTS

Opponent	Result
at Colorado St.	Lost, Received
Navy	Lost, Received
Rice	Lost, Kicked
at Army	Lost, Received
Duquesne	Won, Received
at San José St.	Lost, Received
Wyoming	Lost, Received
at BYU	Won, Received
Nevada	Won, Kicked
at Fresno State	
Utah State	
UNLV	
at San Diego St.	

GAME-BY-GAME STARTERS

HAWAI'I VS. FRESNO STATE (OCT. 27)

OFFENSE	QB	RB	WR	WR	WR	WR	LT	LG	C	RG	RT
at Colorado State	McDonald	Holly	Armstrong-Brown	Byrd	Ursua	Ward	Manning	Hensley	Tuulima	Vaipulu	Levao
Navy	McDonald	Holly	Armstrong-Brown	Byrd	Ursua	Ward	Manning	Hensley	Tuulima	Vaipulu	Levao
Rice	McDonald	Holly	Armstrong-Brown	Byrd	Ursua	Ward	Manning	Hensley	Tuulima	Vaipulu	Levao
at Army	McDonald	Holly	Armstrong-Brown	Byrd	Ursua	Stubblefield	Manning	Hensley	Tuulima	Vaipulu	Levao
Duquesne	McDonald	Holly	Armstrong-Brown	Sharsh	Kamaka	Ward	Manning	Hensley	Tuulima	Vaipulu	Levao
at San José State	McDonald	Holly	Armstrong-Brown	Byrd	Ursua	Ward	Manning	Hensley	Tuulima	Vaipulu	Levao
Wyoming	Cordeiro	Furuta	Armstrong-Brown	Byrd	Ursua	Ward	Manning	Hensley	Tuulima	Vaipulu	Levao
at BYU	McDonald	Furuta	Armstrong-Brown	Byrd	Ursua	Ward	Manning	Hensley	Tuulima	Vaipulu	Levao
Nevada	McDonald	Torres (WR)	Stubblefield	Byrd	Ursua	Ward	Manning	Hensley	Tuulima	Vaipulu	Levao
at Fresno State											
Utah State											
UNLV											
at San Diego State											

DEFENSE	DE	NT	DT	DE	LB	LB	NB	CB	S	S	CB
at Colorado State	Choi	Ta'ala	Akoteu	Ka. Padello	Pavihi	Matautia	Hudson-Rasmussen	Ford	Hicks	Okeke	Farris
Navy	Choi	Ta'ala	Akoteu	Williams	Tavai	Matautia	Pavihi (LB)	Ford	Hicks	Okeke	Farris
Rice	Choi	Ta'ala	Akoteu	Thomas	Tavai	Matautia	Pavihi (LB)	Wilson	Hicks	Okeke	Farris
at Army	Choi	Ta'ala	Akoteu	Williams	Tavai	Matautia	Pavihi (LB)	Ford	Hicks	Okeke	Wilson
Duquesne	Choi	Ta'ala	Akoteu	Thomas	Tavai	Sanitoa	Pavihi (LB)	Wilson	Hicks	Okeke	Farris
at San José State	Choi	Ta'ala	Akoteu	Ka. Padello	Tavai	Matautia	Hudson-Rasmussen	Wilson	Hicks	Okeke	Farris
Wyoming	Choi	Ta'ala	Akoteu	Thomas	Tavai	Matautia	Pavihi (LB)	Ford	Hicks	Okeke	Farris
at BYU	Choi	Ta'ala	Akoteu	Ka. Padello	Tavai	Matautia	Pavihi (LB)	Ford	Hicks	Okeke	Farris
Nevada	Choi	Ta'ala	Akoteu	Ka. Padello	Tavai	Matautia	Hudson-Rasmussen	Ford	Hicks	Okeke	Farris
at Fresno State											
Utah State											
UNLV											
at San Diego State											

SPECIAL TEAMS	KO	PK	P	H	PR	KR	KR	LS
at Colorado State	Boyle	Meskeil	Gaudion	Gaudion	Byrd	Byrd	-	Borden
Navy	Boyle	Meskeil	Gaudion	Gaudion	Byrd	Byrd	-	Borden
Rice	Boyle	Meskeil	Gaudion	Gaudion	Byrd	Byrd	-	Borden
at Army	Meskeil	Meskeil	Gaudion	Gaudion	Byrd	Augafa	-	Borden
Duquesne	Meskeil	Meskeil	Gaudion	Gaudion	Augafa	Kamaka	Reed	Borden
at San José State	Meskeil	Meskeil	Gaudion	Gaudion	Augafa	Augafa	Kamaka	Borden
Wyoming	Meskeil	Meskeil	Gaudion	Gaudion	Augafa	Augafa	Kamaka	Borden
at BYU	Meskeil	Meskeil	Gaudion	Augafa	Augafa	Augafa	Kamaka	Borden
Nevada	Meskeil	Meskeil	Gaudion	Gaudion	Ward	Dale	Kamaka	Borden
at Fresno State								
Utah State								
UNLV								
at San Diego State								

GAME-BY-GAME INDIVIDUAL LEADERS

Opponent	Passing	Rushing	Receptions	Receiving Yards	Touchdowns	Tackles
at Colorado State	McDonald (418)	McDonald (96)	Byrd (11)	Byrd (181)	Ursua/McDonald (2)	Matautia (10)
Navy	McDonald (428)	Holly (82)	Byrd (11)	Ursua (161)	Ursua/Byrd/Ward (2)	Tavai (9)
Rice	McDonald (319)	Holly (100)	Ursua (9)	Ursua (133)	Byrd/Holly (2)	Matautia (14)
at Army	McDonald (321)	Furuta (21)	Ursua/Byrd (6)	Ursua (123)	Ursua (3)	Tavai (15)
Duquesne	McDonald (273)	Furuta (114)	Byrd (7)	Ward (89)	Ursua (2)	Tavai (11)
at San José State	McDonald (341)	Holly (52)	Ursua (13)	Ursua (148)	Ursua (3)	Tavai (14)
Wyoming	Cordeiro (148)	Furuta (101)	Armstrong-Brown (6)	Armstrong-Brown (49)	Byrd/Ward (1)	Pavihi (10)
at BYU	McDonald (248)	Furuta (28)	Ursua (9)	Ursua (89)	Furuta (2)	Tavai (11)
Nevada	McDonald (259)	Furuta (55)	Ursua (7)	Ursua (123)	Ursua/Byrd/Ward (1)	Okeke (8)
at Fresno State						
Utah State						
UNLV						
at San Diego State						

Opponent	Qtr	Ply-Yd	TOP	SCR	Time	Play
Colorado St	1	10-75	4:58	TD	10:02	Ursua 4 yd pass from McDonald
Colorado St	1	9-72	4:08	FG	1:18	Meskehl 21 yd field goal
Colorado St	2	9-67	3:53	TD	11:32	McDonald 12 yd run (2-pt failed)
Colorado St	2	6-46	1:43	TD	0:28	McDonald 6 yd run
Colorado St	3	7-75	3:34	TD	8:48	Ursua 19 yd pass from McDonald
Colorado St	3	3-70	1:24	TD	3:35	Byrd 55 yd pass from McDonald
Colorado St	4	5-63	1:33	FG	6:42	Meskehl 30 yd field goal
Colorado St	4	9-58	3:58	FG	0:44	Meskehl 35 yd field goal
Navy	1	12-75	5:48	TD	9:12	Byrd 7 yd pass from McDonald
Navy	1	10-71	4:00	TD	3:13	Holly 1 yd run
Navy	2	4-40	1:37	TD	13:18	Ward 34 yd pass from McDonald
Navy	2	-	-	TD	11:08	Hendrie 19 yd blocked punt return
Navy	2	6-75	2:35	TD	4:17	Ursua 50 yd pass from McDonald
Navy	2	12-71	4:02	FG	0:00	Meskehl 23 yd field goal
Navy	4	7-71	2:11	TD	14:07	Byrd 31 yd pass from McDonald
Navy	4	2-78	0:54	TD	11:05	Ward 75 yd pass from McDonald
Navy	4	9-60	4:26	TD	4:45	Ursua 9 yd pass from McDonald
Rice	1	7-65	2:21	TD	9:14	Ursua 6 yd pass from McDonald
Rice	1	7-75	3:36	TD	3:39	Byrd 10 yd pass from McDonald
Rice	2	8-65	3:44	TD	8:05	Armstrong-Brown 14 yd pass from McDonald
Rice	3	4-27	1:44	TD	4:37	Holly 5 yd run
Rice	4	5-99	1:54	TD	3:01	Byrd 26 yd pass from McDonald (2 pt)
Rice	4	1-46	0:10	TD	1:35	Holly 46 yd run
Army	1	5-75	1:52	TD	13:08	Ursua 12 yd pass from McDonald
Army	2	9-65	5:32	TD	7:05	Ursua 1 yd run
Army	4	1-80	0:13	TD	8:42	Ursua 80 yd pass from McDonald
Duquesne	1	8-75	4:20	TD	3:12	Ursua 25 yd pass from McDonald
Duquesne	2	9-88	3:58	TD	11:58	Ward 20 yd pass from McDonald
Duquesne	2	11-96	4:16	TD	5:20	Byrd 2 yd pass from McDonald
Duquesne	3	5-43	2:47	TD	10:32	Holly 2 yd run
Duquesne	4	11-88	3:59	TD	7:48	Torres 1 yd pass from McDonald
Duquesne	4	8-75	3:58	TD	2:13	Ursua 7 yd pass from McDonald
San Jose St	1	15-68	7:15	FG	7:45	Meskehl 25 yd field goal
San Jose St	2	7-67	3:51	TD	2:21	Dale 18 yd pass from McDonald
San Jose St	3	8-55	3:56	TD	9:13	Ursua 3 yd pass from McDonald (PAT failed)
San Jose St	4	14-80	5:59	TD	12:45	Ursua 3 yd pass from McDonald (2 pt)
San Jose St	4	12-75	5:33	TD	4:34	Ursua 4 yd pass from McDonald
San Jose St	OT	6-25	-	TD	-	Furuta 1 yd run
San Jose St	OT	4-8	-	FG	-	Meskehl 35 yd field goal
San Jose St	OT	6-8	-	FG	-	Meskehl 35 yd field goal
Wyoming	2	8-14	1:57	FG	8:25	Meskehl 39 yd field goal
Wyoming	3	5-33	2:48	TD	0:48	Byrd 5 yd pass from Cordeiro
Wyoming	4	10-68	3:58	TD	1:26	Ward 38 yd pass from Cordeiro
BYU	2	9-64	2:53	FG	4:24	Meskehl 33-yd field goal
BYU	3	9-52	3:23	TD	10:25	Furuta 1 yd rush
BYU	3	9-69	3:36	TD	2:57	Furuta 20 yd pass from McDonald
BYU	4	11-75	3:42	TD	7:08	Ursua 17 yd pass from McDonald (2pt fail)
Nevada	1	3-28	1:11	TD	7:11	Byrd 8 yd pass from McDonald
Nevada	1	5-85	2:00	TD	0:00	Ursua 70 yd pass from McDonald
Nevada	4	9-80	3:48	TD	3:15	Ward 2 yd pass from McDonald (2pt)

DRIVE BREAKDOWN (Regulation)

Longest Drives

Plays: 15 at San Jose State (7:15, FG)

Yards: 99 yards vs. Rice (5 plays, TD)

Time: 7:15 at San Jose State (68 yards, FG)

By Score

Touchdowns: 40

Field Goals: 7

By Distance

10-19 yds: 1

20-29 yds: 3

30-39 yds: 1

40-49 yds: 4

50-59 yds: 3

60-69 yds: 11

70-79 yds: 16

80-89 yds: 6

90-99 yds: 2

By Quarter

1st: 11 (9 td, 2 fg)

2nd: 13 (10 td, 3 fg)

3rd: 8 (8 td)

4th: 15 (13 td, 2 fg)

Most Points

Quarter: 24 vs. Navy (2nd quarter)

1st Half: 38 vs. Navy

2nd Half: 22 vs. Rice

OPPONENT SCORING PLAYS

HAWAI'I VS. FRESNO STATE (OCT. 27)

Opponent	Qtr	Ply-Yd	TOP	SCR	Time	Play
Colorado St	1	14-85	4:26	TD	5:26	Johnson 10 yd pass from Carta-Samuels
Colorado St	3	3-75	1:15	TD	2:20	Williams 7 yd pass from Carta-Samuels
Colorado St	3	2-72	0:24	TD	0:08	Johnson 58yd pass from Carta-Samuels (2-pt failed)
Colorado St	4	4-99	1:06	TD	8:15	Williams 26 yd pass from Carta-Samuels
Colorado St	4	8-75	2:00	TD	4:42	Matthews 9 yd pas from Carta Samuels
Navy	2	8-75	4:16	TD	6:52	Abey 3 yd rush
Navy	2	1-75	0:15	TD	4:02	Perry 75 yd run
Navy	3	12-75	6:52	TD	8:08	Abey 1 yd rush
Navy	3	3-9	0:58	TD	6:35	Abey 7 yd rush
Navy	4	6-75	2:01	TD	12:06	Walker 19 yd pass from Perry
Navy	4	11-75	1:59	TD	2:46	Abey 2 yd rush (2-pt rush failed)
Rice	1	2-69	0:28	TD	3:03	Esukpa 51 yd rush
Rice	2	7-40	0:35	FG	0:19	Fox 34 yd field goal
Rice	3	10-60	4:26	FG	9:45	Fox 31 yd field goal
Rice	4	-	-	SAF	14:43	Safety
Rice	4	5-35	2:46	TD	11:49	Trammell 31 yd pass from Stankavage
Rice	4	5-65	1:11	TD	1:48	Cephus 19 yd pass from Stankavage
Army	1	5-66	2:42	TD	6:17	Hopkins 1 yd rush
Army	2	14-64	7:28	TD	12:47	Hopkins 1 yd rush
Army	2	6-75	3:19	TD	3:46	Slomka 48 yd rush
Army	4	12-73	5:59	TD	9:01	Woolfolk 3 yd rush
Duquesne	1	6-40	2:24	TD	8:28	Crawford 6 yd pass from Parr
Duquesne	1	3-23	0:54	TD	7:32	Cain 20 yd pass from Parr
Duquesne	4	4-28	1:21	TD	6:11	Taylor 10 yd pass from Parr
San Jose St	2	7-68	2:45	TD	14:25	Roberts 2 yd run
San Jose St	2	1-55	0:09	TD	10:04	Gaither 55 yd pass from Love
San Jose St	2	8-63	2:33	FG	6:12	Crawford 24 yd field goal
San Jose St	3	4-27	0:41	TD	8:20	Oliver 14 yd pass from Love
San Jose St	4	6-66	2:38	TD	10:07	Roberson 4 yd pass from Love
San Jose St	OT	3-25	-	TD	-	Roberson 13 yd run
San Jose St	OT	6-22	-	FG	-	Crawford 20 yd field goal
Wyoming	1	8-38	3:58	FG	8:06	Rothe 40 yd field goal
Wyoming	3	-	-	TD	8:14	Granderson 61 yd interception return
Wyoming	4	7-79	3:35	FG	5:31	Rothe 23 yd field goal
BYU	1	12-87	4:32	TD	7:48	Katao 12 yd rush
BYU	1	7-56	3:03	TD	1:02	Wilson 23 yd rush
BYU	2	6-54	3:04	TD	7:24	Hadley 21 yd rush
BYU	2	1-13	0:06	TD	1:35	Holker 13 yd pass from Wilson
BYU	3	5-35	1:44	TD	6:39	Burt 3 yd rush
BYU	4	12-75	7:07	TD	10:50	Hifo 24 yd pass from Wilson
BYU	4	7-75	3:17	TD	3:45	Romney 26 yd pass from Wilson
Nevada	1	6-37	2:56	FG	4:14	Ahmed 23 yd field goal
Nevada	1	3-60	1:15	TD	2:06	Cooks 29 yd pass from Gangi
Nevada	2	11-39	4:00	FG	11:00	Ahmed 27 yd field goal
Nevada	2	5-51	2:06	TD	6:24	Lee 5 yd rush
Nevada	3	8-80	3:15	TD	9:18	Cooks 40 yd rush
Nevada	4	9-81	4:27	TD	10:33	Taua 13 yd rush
Nevada	4	4-24	2:08	TD	0:59	Lee 6 yd rush

DRIVE BREAKDOWN (Regulation)

Longest Drives

Plays: 14, 2x, last by Army (64 yds, TD)
Yards: 99 by Colorado State (4 plays, TD)
Time: 7:28 by Army (64 yds, TD)

By Score

Touchdowns: 37
Field Goals: 7

By Distance (Regulation)

1-9 yds: 1
10-19 yds: 1
20-29 yds: 4
30-39 yds: 5
40-49 yds: 2
50-59 yds: 4
60-69 yds: 9
70-79 yds: 13
80-89 yds: 4
90-99 yds: 1

By Quarter

1st: 10 (8 td, 2 FG)
2nd: 12 (9 td, 3 FG)
3rd: 8 (7 td, 1 FG)
4th: 14 (13 td, 1 FG)

Most Points

Quarter: 16 by Rice (4th quarter)
1st Half: 28 by BYU
2nd Half: 27, 2x (last by Navy)

HAWAI'I

PASSING (20 yards or longer)

Opponent	Yards	Play (Quarter)
Army	80	Ursua from McDonald (4th)*
Navy	75	Ward from McDonald (4th)*
Nevada	70	Ursua from McDonald (1st)*
Rice	63	Ward from McDonald (4th)
Colorado St	55	Byrd from McDonald (3rd)*
Army	50	Byrd from McDonald (1st)
Colorado St	50	Ursua from McDonald (4th)
Navy	50	Ursua from McDonald (2nd)*
BYU	42	Byrd from McDonald (2nd)
San Jose St	41	Ursua from McDonald (3rd)
Wyoming	38	Ward from Cordeiro (4th)*
Navy	38	Ursua from McDonald (2nd)
Army	35	Stubblefield from McDonald (1st)
Rice	34	Ursua from McDonald (1st)
Navy	34	Ward from McDonald (2nd)*
Duquesne	32	Ursua from McDonald (2nd)
Navy	31	Byrd from McDonald (4th)*
Nevada	30	Ward from McDonald (3rd)
BYU	26	Ursua from McDonald (4th)
Rice	26	Byrd from McDonald (4th)*
Colorado St	26	Armstrong-Brown from McDonald (1st)
Duquesne	25	Ursua from McDonald (1st)*
San Jose St	24	Ursua from McDonald (2nd)
Navy	24	Ward from McDonald (1st)
Rice	23	Ursua from McDonald (1st)
Colorado St	23	Holly from McDonald (3rd)
Nevada	22	Stubblefield from McDonald (1st)
Duquesne	22	Byrd from McDonald (1st)
Colorado St	22	Byrd from McDonald (4th)
BYU	21	Armstrong-Brown from McDonald (4th)
Army	21	Armstrong-Brown from McDonald (2nd)
Rice	21	Holly from McDonald (1st)
BYU	20	Furuta from McDonald (3rd)*
Duquesne	20	Ward from McDonald (4th)
Duquesne	20	Ward from McDonald (2nd)*
Army	20	Ward from McDonald (3rd)
Colorado St	20	Byrd from McDonald (2nd)

RUSHING (20 yards or longer)

Opponent	Yards	Play (Quarter)
Rice	46	Holly rush (4th)*
Army	28	McDonald rush (4th)
Navy	28	Holly rush (1st)
Duquesne	27	Dale rush (4th)
Nevada	23	McDonald rush (4th)
Duquesne	22	Furuta rush (4th)
Duquesne	22	Furuta rush (3rd)
Wyoming	21	Furuta rush (2nd)
Colorado St	21	Holly rush (4th)
Colorado St	21	McDonald rush (1st)

DEFENSIVE (20 yards or longer)

Opponent	Yards	Play (Quarter)
----------	-------	----------------

SPECIAL TEAMS (40 yds/KO; 20 yds/punt return)

Opponent	Yards	Play (Quarter)
San Jose State	45	Augafa kickoff return (2nd)
Wyoming	41	Augafa punt return (2nd)
Duquesne	21	Augafa punt return (2nd)

* resulted in touchdown

OPPONENTS

PASSING (20 yards or longer)

Opponent	Yards	Play (Quarter)
San Jose State	70	Oliver from Love (2nd)
Colorado St	69	Williams from Carta-Samuels (3rd)
Army	63	Holt from Hopkins (1st)
Colorado St	58	Johnson from Carta-Samuels (3rd)*
San Jose St	55	Gaither from Love (2nd)*
San Jose St	43	Walker from Love (4th)
San Jose St	42	Gaither from Love (1st)
Rice	41	Cephus from Stankavage (4th)
Colorado St	37	Johnson from Carta-Samuels (4th)
Nevada	36	Mannix from Gangi (3rd)
Rice	31	Trammell from Stankavage (4th)*
Rice	31	Cephus from Stankavage (2nd)
Nevada	29	Fossum from Gangi (4th)
Nevada	29	Cooks from Gangi (1st)*
Duquesne	29	Taylor from Brumbaugh (1st)
Army	29	Coates from Hopkins (4th)
Army	28	Hayes from Hopkins (3rd)
Colorado St	28	Johnson from Carta-Samuels (4th)
Rice	27	Austin Walter from Stankavage (2nd)
BYU	26	Romney from Wilson (4th)*
San Jose St	26	Oliver from Love (2nd)
Colorado St	26	Williams from Carta Samuels (4th)*
Colorado St	26	Williams from Carta-Samuels (1st)
Rice	25	Austin Walter from Stankavage (4th)
Colorado St	25	Williams from Carta-Samuels (4th)
BYU	24	Hifo from Wilson (4th)*
San Jose St	24	Cottrell from Love (3rd)
Colorado St	24	Jackson from Carta-Samuels (4th)
Colorado St	22	Jackson from Carta-Samuels (4th)
Wyoming	21	Price from Vander Waal (4th)
Duquesne	20	Cain from Parr (1st)*

RUSHING (20 yards or longer)

Opponent	Yards	Play (Quarter)
Navy	75	Perry rush (2nd)*
Wyoming	63	Evans rush (4th)
Rice	51	Esukpa rush (1st)*
Army	48	Slomka rush (2nd)*
Nevada	40	Cooks rush (3rd)*
Navy	40	Smith rush (2nd)
BYU	39	Hadley rush (4th)
Nevada	31	Taua rush (3rd)
Army	26	Hopkins rush (4th)
BYU	23	Wilson rush (1st)*
Army	23	Hopkins rush (4th)
Navy	23	Maloy rush (4th)
BYU	21	Hadley rush (2nd)*
Rice	21	Esukpa rush (2nd)
Navy	21	Makekau rush (4th)

DEFENSIVE (20 yards or longer)

Opponent	Yards	Play (Quarter)
----------	-------	----------------

Wyoming	61	Granderson interception return (3rd)*
BYU	36	Lee interception return (2nd)

SPECIAL TEAMS (40 yds/KO; 20 yds/punt return)

Opponent	Yards	Play (Quarter)
San Jose State	72	Cottrell kickoff return (3rd)
Duquesne	69	Jordan kickoff return (4th)
Rice	46	Austin Walter free kick return (4th)
San Jose State	20	Cottrell punt return (2nd)

* resulted in touchdown

PASSING**Pass yards**

Stat	Individual	Total	Opponent	Date
500+	Bryant Moniz	560	San José State	11/6/10
400+	Cole McDonald	428	Navy	9/1/18
300+	Cole McDonald	341	at San José State	9/29/18

Touchdown Passes

Stat	Individual	Total	Opponent	Date
8+	Nick Rolovich	8	BYU	12/8/01
7+	Bryant Moniz	7	UC Davis	9/24/11
6+	Cole McDonald	6	Navy	9/1/18
5+	Cole McDonald	5	Duquesne	9/22/18
4+	Cole McDonald	4	at San José State	9/29/18
3+	Cole McDonald	3	Nevada	10/20/18

Pass Attempts

Stat	Individual	Total	Opponent	Date
70+	Colt Brennan	75	San José St.	10/12/07
60+	Colt Brennan	75	San José St.	10/12/07
50+	Cole McDonald	57	at San José State	9/29/18

Pass Completions

Stat	Individual	Total	Opponent	Date
40+	Bryant Moniz	42	La Tech	10/2/10
35+	Sean Schroeder	37	at Wyoming	11/23/13
30+	Cole McDonald	34	at San José State	9/29/18

Interceptions

Stat	Individual	Total	Opponent	Date
5+	Inoke Funaki	5	at Boise St.	10/24/08
4+	Taylor Graham	4	USC	8/29/13
3+	Dru Brown	3	at San Diego St	11/5/16

RECEIVING**Receiving yards**

Stat	Individual	Total	Opponent	Date
250+	John Ursua	272	at UMass	8/26/17
200+	John Ursua	272	at UMass	8/26/17
150+	John Ursua	167	Navy	9/1/18
	JoJo Ward	161	Navy	9/1/18
100+	John Ursua	123	Nevada	10/20/18

Touchdown Receptions

Stat	Individual	Total	Opponent	Date
4+	Chris Gant	4	at Wyoming	11/23/13
3+	John Ursua	3	at San José State	9/29/18
2+	John Ursua	3	at San José State	9/29/18

Receptions

Stat	Individual	Total	Opponent	Date
15+	Kealoha Pílares	18	La Tech	10/2/10
12+	John Ursua	13	at San José State	9/29/18
10+	John Ursua	13	at San José State	9/29/18

Long Reception

Stat	Individual	Yds	Opponent	Date
90+	Colin Chock	95	Willamette	10/11/57
80+	John Ursua	80	at Army	9/15/18
70+	John Ursua	70	Nevada	10/20/18

Two Players with 100+ yards

John Ursua (167) and JoJo White vs. Navy, 9/1/18

Three Players with 100+ yards

Royce Pollard (106), Kealoha Pílares (176), Greg Salas (124) vs. USC, 9/2/10

RUSHING**Rush Yards**

Stat	Individual	Total	Opponent	Date
300+	Alex Green	327	at New Mexico St	11/27/10
250+	Alex Green	327	at New Mexico St	11/27/10
200+	Diocemy Saint Juste	202	San José State	10/14/17
150+	Diocemy Saint Juste	202	San José State	10/14/17
100+	Dayton Furuta	101	Wyoming	10/6/18

Rush Attempts

Stat	Individual	Total	Opponent	Date
35+	Diocemy Saint Juste	39	San José State	10/14/17
30+	Diocemy Saint Juste	39	San José State	10/14/17

Rush Touchdowns

Stat	Individual	Total	Opponent	Date
4+	Alex Green	4	at Utah State	10/23/10
3+	Joey Iosefa	3	Oregon State	9/6/14
2+	Fred Holly	2	Rice	9/8/18

Long Rush

Stat	Individual	Yds	Opponent	Date
90+	Paul Harris	95	UC Davis	9/19/15
80+	Paul Harris	95	UC Davis	9/19/15
70+	Diocemy Saint Juste	75	at Nevada	10/7/15
60+	Diocemy Saint Juste	75	at Nevada	10/7/15
50+	Diocemy Saint Juste	75	at Nevada	10/7/15

Two players rushed for 100+ yards

Joey Iosefa (154) and Steven Lakalaka (104) vs. Army, Nov. 30, 2013

ALL-PURPOSE**Yards**

Stat	Individual	Total	Opponent	Date
300+	Alex Green	327	at New Mexico St	11/27/10
250+	Diocemy Saint Juste	250	at Nevada	10/7/17
200+	Cedric Byrd	210	at Colorado St.	8/25/18

Touchdowns

Stat	Individual	Total	Opponent	Date
5+	Chad Owens	5	Northwestern	11/27/04
4+	Chris Gant	4	at Wyoming	11/23/13
3+	John Ursua	3	at San José State	9/29/18

DEFENSE**Tackles**

Stat	Individual	Total	Opponent	Date
20+	Solomon Elimimian	20	Utah State	10/6/07
17+	Julian Gener	17	Fresno State	11/14/15
	Jerrol Garcia-Williams	17	Air Force	10/31/15

Sacks

Stat	Individual	Total	Opponent	Date
4+	Mark Odom	4.0	BYU	10/28/89
3+	Paipai Falemalu	3.0	San José St.	11/20/10

Tackles For Loss

Stat	Individual	Total	Opponent	Date
5+	Julian Gener	5.0	Fresno State	11/14/15
4+	Julian Gener	5.0	Fresno State	11/14/15
3+	Kaimana Padello	3.0	Wyoming	10/6/18

Interceptions

Stat	Individual	Total	Opponent	Date
3+	Abraham Elimimian	3	UTEP	10/5/04
2+	Trayvon Henderson	2	Wyoming	10/11/14

An interception was returned for a TD...

Solomon Matautia (19) vs. Fresno State, 11/11/17

A fumble was returned for a touchdown...

Solomon Matautia (42) vs. BYU, 11/25/17

A safety was recorded...

vs. UCLA, 9/9/17

SPECIAL TEAMS**A kickoff was returned for a TD**

Keelan Ewaliko (98 yds) vs. Air Force, 10/31/15

A punt was returned for a TD

Scott Harding (69 yds) vs. UNLV, 11/24/12

A player returned two kicks for TDs

Chad Owens (PR-74, KOR 100) vs. BYU, 12/8/01

A punt was blocked

Jeffery Keene vs. Navy, 9/1/18

Blocked punt returned for a TD

Max Hendrie vs. Navy (19 yd), 9/1/18

A field goal was blocked

Jahlani Tavai at Army, 9/15/18

Blocked FG returned for a touchdown

Trayvon Henderson vs. Western Carolina, 9/2/17

A PAT was blocked...

Viane Moala vs. San José State, 10/14/17

Blocked PAT returned for a 2 points

Roe Farris vs. San José State, 10/14/17

Did Not Attempt a Punt...

vs. Oregon State, 12/2/06

A field goal of 50+ yards

Rigoberto Sanchez (55 yd) at Michigan, 9/3/16

An onside kick was successful

UNLV, 11/4/17

TEAM**Total Offense**

Stat	Opponent	Total	Date
700+	Army	741	11/22/03
600+	at Colorado State	617	8/25/18
500+	Duquesne	518	9/22/18
200<	San Diego State	195	10/28/17

Pass Yards

Stat	Opponent	Total	Date
500+	UC Davis	512	9/24/11
400+	Navy	436	9/1/18
300+	at San José State	341	9/29/18
100<	at Boise State	88	10/5/15

Rush Yards

Stat	Opponent	Total	Date
400+	at UNLV	436	9/30/95
300+	Nevada	344	10/1/16
200+	Duquesne	245	9/22/18
50<	at Army	41	9/15/18

Points

Stat	Opponent	Total	Date
60+	Charleston Southern	66	9/25/10
50+	Navy	59	9/1/18
40+	at San José State	44	9/29/18

Turnovers

Stat	Opponent	Total	Date
6+	at Nevada	6	9/21/13
5+	at Nevada	6	9/21/13

Turnovers Forced

Stat	Opponent	Total	Date
7+	at Washington St.	7	9/12/09
6+	at San José St	6	10/14/11
5+	Fresno State	5	9/28/13

Sacks

Stat	Opponent	Total	Date
8+	San José State	8	11/20/10
7+	Colorado	7	9/3/11

UH did not score

at Utah State (0-38), 11/18/17

UH did not score in the first half

at Utah State (0-21 H; 0-38 G), 11/18/17

UH did not score in the second half

Utah State (0-21; 0-55 G), 11/18/17

UH did not score a touchdown

at Utah State, 11/18/17

UH defeated a ranked team

vs. #19 Nevada (27-21), 10/16/10

UH lost to a ranked team

vs. #22 Boise State (16-52), 11/12/16

A shutout was recorded

at San José State (13-0), 11/15/14

PASSING

Pass yards				
Stat	Individual	Total	Opponent	Date
500+	K.J. Carta-Samuels	537	Colorado State	8/25/18
400+	Josh Love	451	San José St	9/29/18
300+	Josh Love	451	San José St	9/29/18

Touchdown Passes

Stat	Individual	Total	Opponent	Date
7+	Brett Smith	7	Wyoming	11/23/13
6+	Zack Greenlee	6	Fresno State	11/14/15
5+	K.J. Carta-Samuels	5	Colorado State	8/25/18

Pass Attempts

Stat	Individual	Total	Opponent	Date
50+	K.J. Carta-Samuels	50	Colorado State	8/25/18

Pass Completions

Stat	Individual	Total	Opponent	Date
35+	Davis Webb	38	Cal	8/27/16

RECEIVING

Receiving yards				
Stat	Individual	Total	Opponent	Date
250+	J.R. Toliver	283	San Diego State	12/7/02
200+	Michael Gallup	212	Colorado State	9/30/17
150+	Josh Oliver	158	San José St	9/29/18

Touchdown Receptions

Stat	Individual	Total	Opponent	Date
4+	Robert Herron	4	Wyoming	11/23/13

Receptions

Stat	Individual	Total	Opponent	Date
15+	Anthony Crissinger-Hill	15	Fla. Atlantic	9/4/04
12+	Chad Hansen	14	Cal	8/27/16
10+	Ty Lee	10	Middle Tennessee	12/24/16

Long Reception

Stat	Individual	Yds	Opponent	Date
90+	John Ross	91	Washington	8/30/14
80+	Aaron Criswell	85	UNLV	11/7/15
70+	Josh Oliver	70	San José St	9/29/18

Two Players with 100+ yards receiving

Preston Williams (188), Olabisi Johnson (157), Colorado State, 8/25/18

RUSHING

Rush Yards				
Stat	Individual	Total	Opponent	Date
300+	Ron Dayne	339	Wisconsin	11/30/96
250+	Rashaad Penny	253	San Diego St.	10/28/17
200+	Rashaad Penny	253	San Diego St.	10/28/17
150+	Nico Evans	193	Wyoming	10/6/18
100+	Toa Tauga	126	Nevada	10/20/18

Rush Attempts

Stat	Individual	Total	Opponent	Date
35+	Kasey Carrier	35	New Mexico	10/13/12
30+	Jacobi Owens	30	Air Force	10/31/15

Rush Touchdowns

Stat	Individual	Total	Opponent	Date
6+	Stefphon Jefferson	6	Nevada	9/22/12
5+	Stefphon Jefferson	6	Nevada	9/22/12
4+	A.J. Schurr	4	Army	11/30/13

Long Rush

Stat	Individual	Total	Opponent	Date
80+	Tim Cornett	80	UNLV	9/17/11
70+	Malcom Perry	75	Navy	9/1/18
60+	Nico Evans	63	Wyoming	10/6/18
50+	Nico Evans	63	Wyoming	10/6/18

Two players rushed for 100+ yards

Donnel Pumphrey (112), Rashaad Penny (108), SDSU, 11/5/16

Total Touchdowns

Stat	Individual	Total	Opponent	Date
7+	Stefphon Jefferson	7	Nevada	9/22/12
6+	Stefphon Jefferson	7	Nevada	9/22/12
5+	Stefphon Jefferson	7	Nevada	9/22/12
4+	Zach Abey	4	Navy	9/1/18

DEFENSE

Interceptions

Stat	Individual	Total	Opponent	Date
3+	Brandyn Thompson	3	Boise St.	10/17/08

An interception was returned for a TD...

Carl Granderson (61 yards), Wyoming, 10/6/18

A fumble was returned for a touchdown...

Lee Crosby (46 yds), New Mexico, 10/29/16

A safety was recorded...

by Rice, 9/8/18

SPECIAL TEAMS

A kickoff was returned for a TD

Rashead Johnson (96 yds) San José State , 10/14/17

A punt was returned for a TD

Londell Lee (79 yds) UT Martin, 9/10/16

A punt was blocked

Sergio Brown, Notre Dame, 12/24/08

Blocked punt returned for a TD

T.J. Jones, Northwestern, 11/27/04

A field goal was blocked

Jordan Dobrich, Nevada, 10/25/14

A PAT was blocked...

Zayne Anderson, BYU, 11/25/17

A blocked PAT was returned for 2 pts...

Keion Crossen, Western Carolina, 9/2/17

A field goal of 50+ yards

Nolan Kohorst (50 yd), UNLV, 9/17/11

Did Not Attempt a Punt...

at Michigan, 9/3/16

An onside kick was successful

Duquesne, 9/22/18

TEAM

Total Offense

Stat	Opponent	Total	Date
700+	Wyoming	793	11/23/13
600+	Colorado State	653	8/25/18
500+	Colorado State	653	8/25/18
200<	Duquesne	166	9/22/18

Pass Yards

Stat	Opponent	Total	Date
500+	Colorado State	537	8/25/18
400+	San José State	451	9/29/18
300+	San José State	451	9/29/18
100<	Wyoming	87	10/6/18

Rush Yards

Stat	Opponent	Total	Date
500+	Fresno St.	503	11/12/04
400+	Air Force	496	10/31/15
300+	Army	303	9/15/18
200+	Nevada	220	10/20/18
100<	Duquesne	24	9/22/18

Points

Stat	Opponent	Total	Date
60+	Michigan	63	9/3/16
50+	Colorado State	51	9/30/17
40+	Nevada	40	10/20/18

Turnovers

Stat	Opponent	Total	Date
7+	at Washington St.	7	9/12/09
6+	San José St.	6	10/14/11
5+	Fresno State	5	9/28/13

Turnovers Forced

Stat	Opponent	Total	Date
6+	at Nevada	6	9/21/13
5+	at Boise State	5	10/3/15

Interceptions

Stat	Opponent	Total	Date
5+	Tulsa	5	12/24/10

Sacks

Stat	Opponent	Total	Date
8+	Notre Dame	8	12/24/08
7+	Rice	7	10/4/14

COMBINED

Two teams combined for 100+ points...

Hawai'i (59) vs. Navy (41), 100 points, 9/1/18

Two teams combined for 1,200 or more yards of total offense...

Hawai'i (617) at Colorado State (653), 1,270 yards, 8/25/18

Two teams combined for 1,400 or more yards of total offense...

Hawai'i (624) at Wyoming (793), 1,417 yards, 11/23/13

Two teams rushed for less than 100 yards in a game...

Oregon State (57) vs. Hawai'i (69), 9/7/13

Two teams passed for less than 100 yards in a game...

SMU (83) vs. Hawai'i (79), 10/3/98

GAME RECAPS

GAME 1 • Aug. 25, 2018 • Canvas Stadium (31,007)

	1	2	3	4	OT	Final
Hawai'i (1-0)	10	13	14	6	-	43
Colorado State (0-1)	7	0	13	14	-	34

SCORING SUMMARY

	UH	MAS
1st UH TD 10:02 Ursua 4 yd pass from McDonald (Meskell kick)	7	0
CSU TD 5:26 Johnson 10 yd pass from Carta-Samuels (Bryan kick)	7	7
UH FG 1:18 Meskell 21 yd field goal	10	7
2nd UH TD 11:32 McDonald 12-yd run (Gaudion pass failed)	16	7
UH TD 0:28 McDonald 6-yd run (Meskell kick)	23	7
3rd UH TD 8:48 Ursua 19 yd pass from McDonald (Meskell kick)	30	7
UH TD 3:35 Byrd 55 yd pass from McDonald (Meskell kick)	37	7
CSU TD 2:20 Williams 7 yd pass from Carta-Samuels (Bryan kick)	37	14
CSU TD 0:08 Johnson 58 yd pass from Carta-Samuels (Carta-Samuels pass failed)	37	20
4th CSU TD 8:15 Williams 26 yd pass from Carta-Samuels (Bryan kick)	37	27
UH FG 6:42 Meskell 30 yd field goal	40	27
CSU TD 4:42 Matthews 9 yd pass from Carta-Samuels (Bryan kick)	40	34
UH FG 0:44 R. Meskell 35 yd field goal	43	34



GAME NOTES

- UH got off to a fast start and held off a late rally by the Rams to pick up the team's first win in Fort Collins in 30 years.
- It was UH's first win over the Rams in eight tries and its first since joining the Mountain West (1-4) in 2012.
- UH's run-n-shoot offense made a glorious return, scoring on six of its first seven possessions and racking up 617 total yards—its highest total in nearly five years.
- The Warriors defense held the Ram scoreless on six straight possessions spanning more than two quarters, helping UH build a commanding 30-point lead.
- UH led 23-7 at halftime and 37-7 late in the third quarter. It was UH's biggest halftime lead on the road since 2010.
- Sophomore quarterback Cole McDonald set a new record for passing yards (418) in a UH quarterback's starting debut. McDonald also ran for 96 yards and accounted for five touchdowns (3 pass, 2 rush).
- Cedric Byrd's 181 receiving yards were the most-ever by a player in his UH debut..
- A total of 11 players made their first career starts as Rainbow Warriors, eight on offense and three on defense. Three of the starters were true freshmen.
- Ryan Meskell went a perfect 3-of-3 on field goal attempts, including a 35-yarder in the final minute that iced the game. Meskell was 1-of-4 on field goals last year.

TEAM STAT COMPARISON

	UH	CSU
FIRST DOWNS	30	29
RUSHES-YARDS (NET)	36-199	25-116
PASSING YDS (NET)	418	537
Passes Att-Comp-Int	26-37-0	34-51-1
TOTAL OFFENSE PLAYS-YARDS	73-617	76-653
Fumble Returns-Yards	0-0	0-0
Punt Returns-Yards	2-5	0-0
Kickoff Returns-Yards	2-43	6-119
Interception Returns-Yards	1-0	0-0
Punts (Number-Avg)	3-47.7	4-44.0
Fumbles-Lost	1-1	0-0
Penalties-Yards	10-65	12-120
Possession Time	34:43	25:17
Third-Down Conversions	4 of 12	10 of 16
Fourth-Down Conversions	2 of 2	1 of 1
Red-Zone Scores-Chances	7-7	3-3
Sacks By: Number-Yards	0-0	1-3

HAWAI'I TOP PERFORMERS

RUSHING:	No.	Yds.	Avg.	TD	LG
McDonald	13	96	7.4	2	21
Holly III	16	68	4.2	0	21
Furuta	7	35	5.0	0	8
PASSING:	C-Att.-I	Yds	TD	LG	SK
McDonald	26-37-0	418	3	55	0
RECEIVING:	No.	Yds.	TD	LG	
Byrd	11	181	1	55	
Ursua	7	123	2	50	
Holly III	2	38	0	23	
Armstrong-Brown	2	34	0	26	
Furuta	2	22	0	14	
DEFENSE:	TOT	SK	TFL	INT	PBU
Matautia	10	0.0	1.0	0	0
Okeke	8	0.0	0	0	0
Ford	5	0.0	0	1	0

HAWAI'I VS. FRESNO STATE (OCT. 27)

GAME 2 • Sept. 1, 2018 • Aloha Stadium (29,702)

	1	2	3	4	OT	Final
Navy (0-1)	0	14	14	13	-	41
Hawai'i (2-0)	14	24	0	21	-	59

SCORING SUMMARY

	UH	NV
1st UH TD 9:12 Byrd 7 yd pass from McDonald (Meskell kick)	7	0
UH TD 3:13 Holly III 1 yd run (Meskell kick)	14	0
2nd UH TD 13:18 Ward 34 yd pass from McDonald (Meskell kick)	21	0
UH TD 11:08 Hendrie 19 yd blocked punt return (Meskell kick)	28	0
NV TD 6:52 Abey 3 yd run (Moehring kick)	28	7
UH TD 4:17 Ursua 50 yd pass from McDonald (Meskell kick)	35	7
NV TD 4:02 Perry 75 yd run (Moehring kick)	35	14
UH FG 0:00 Meskell 23 yd field goal	38	14
3rd NV TD 8:08 Abey 1 yd run (Moehring kick)	38	21
NV TD 6:35 Abey 7 yd run (Moehring kick)	38	28
4th UH TD 14:07 Byrd 31 yd pass from McDonald (Meskell kick)	45	28
NV TD 12:06 Walker 19 yd pass from McDonald (Moehring kick)	45	35
UH TD 11:05 Ward 75 yd pass from McDonald (Meskell kick)	52	35
UH TD 4:45 Ursua 9 yd pass from McDonald (Meskell kick)	59	35
NV TD 2:46 Abey 2 yd run (Lewis rush failed)	59	41



GAME NOTES

- For the second straight week, UH jumped out on its opponent and never trailed.
- Hawai'i, which won its fourth straight home opener, scored the first 28 points and the Midshipmen would get no closer than 10 points the rest of the way.
- UH's 59 points were its most since putting up 59 against UNLV in 2010.
- The Warriors scored on all five first-half possessions and along with a blocked punt return for touchdown by Maxwell Hendrie took a 38-14 lead at the break, its largest halftime lead in six years.
- Sophomore Cole McDonald passed for 428 yards and six touchdowns, becoming the first UH quarterback since Bryant Moniz to throw for 400 yards in back-to-back games.
- McDonald's six touchdown passes were the most by a UH QB in five years.
- Slot receivers Cedric Byrd and John Ursua and wideout JoJo Ward provided the firepower with a pair of touchdowns each, including fourth-down scores by Ward and Ursua in the first half.
- UH has won nine of its last 10 non-conference home games.
- Senior Jahlani Tavai returned to the lineup after missing the season opener and finished with nine tackles, while moving to No. 5 all-time on the UH tackle list.
- UH moved to 3-1 all-time vs. Navy, including 3-0 in Honolulu.

TEAM STAT COMPARISON

	UH	Navy
FIRST DOWNS	25	19
RUSHES-YARDS (NET)	28-86	49-326
PASSING YDS (NET)	436	85
Passes Att-Comp-Int	31-42-0	6-13-0
TOTAL OFFENSE PLAYS-YARDS	70-522	62-411
Fumble Returns-Yards	0-0	0-0
Punt Returns-Yards	1-8	2-33
Kickoff Returns-Yards	3-66	0-0
Interception Returns-Yards	0-0	0-0
Punts (Number-Avg)	1-43.0	4-28.8
Fumbles-Lost	1-1	0-0
Penalties-Yards	1-5	2-18
Possession Time	30:37	29:23
Third-Down Conversions	7 of 12	5 of 12
Fourth-Down Conversions	3 of 3	2 of 3
Red-Zone Scores-Chances	5-5	4-4
Sacks By: Number-Yards	3-22	3-32

HAWAI'I TOP PERFORMERS

RUSHING:	No.	Yds.	Avg.	TD	LG
Holly III	17	82	4.8	1	28
Reed	3	22	7.3	0	14
PASSING:	C-Att.-I	Yds	TD	LG	SK
McDonald	30-41-0	428	6	75	3
RECEIVING:	No.	Yds.	TD	LG	
Ursua	10	167	2	50	
Ward	6	161	2	75	
Byrd	11	90	2	31	
DEFENSE:	TOT	SK	TFL	INT	PBU
Tavai	9	0.0	0.0	0	0
Pavihi	8	0.5	0.5	0	0
Hicks	7	0.0	1.0	0	0
Matautia	7	0.0	0.0	0	0
Williams	6	2.0	2.0	0	0

GAME RECAPS

GAME 3 • Sept. 8, 2018 • Aloha Stadium (23,112)

	1	2	3	4	OT	Final
Rice (1-2)	7	3	3	16	-	29
Hawai'i (3-0)	14	7	7	15	-	43

SCORING SUMMARY

	UH	RU
1st UH TD 9:14 Ursua 6 yd pass from McDonald (Meskell kick)	7	0
UH TD 3:39 Byrd 10 yd pass from McDonald (Meskell kick)	14	0
RU TD 3:30 Esukpa 51 yd run (Fox kick)	14	7
2nd UH TD 8:05 Armstrong-Brown 14 yd pass from McDonald (Meskell kick)	21	7
RU FG 0:19 Fox 34 yd field goal	21	10
3rd RU FG 9:45 Fox 31 yd field goal	21	13
UH TD 4:37 Holly 5 yd run (Meskell kick)	28	13
4th RU SAF 14:43 Safety	28	15
RU TD 11:49 Trammell 31 yd pass from Stankavage (Fox kick)	28	22
UH TD 3:01 Byrd 26 yd pass from McDonald (McDonald rush)	36	22
RU TD 1:48 Cephus 19 yd pass from Stankavage (Fox kick)	36	29
UH TD 1:35 Holly 46 yd run (Meskell kick)	43	29



GAME NOTES

- ▶ UH moved to 3-0 on the season, its first such start since the 2007 season.
- ▶ The Warriors scored 40+ points for the third straight game, a first since 2010.
- ▶ The Warriors never trailed in the game, leading 21-10 at the half and 28-13 heading into the fourth quarter. UH has not trailed all season.
- ▶ Rice cut the UH lead to 28-22 in the fourth quarter but a key 63-yard catch and run by JoJo Ward late in the game fueled a decisive 99-yard UH scoring drive.
- ▶ Quarterback Cole McDonald threw for 319 yards and four touchdowns.
- ▶ The sophomore has not thrown an interception in 111 pass attempts this season and his 13 touchdowns are the most by UH quarterback through the first three games of a season.
- ▶ Running back Fred Holly III rushed for 100 yards and two touchdowns, including a 46-yard scamper late in the fourth quarter to seal the victory.
- ▶ Slot receiver John Ursua had a team-high nine receptions for 133 yards and a score. Ursua had six catches for 105 yards and a TD in the first quarter alone.
- ▶ Cedric Byrd scored multiple touchdowns for the second straight game with touch-down catches in the first (10 yards) and fourth quarters (26).
- ▶ Solomon Matautia led UH with 14 tackles, one shy of his career-high. Among the tackles was during a goal-line stand to begin the fourth quarter.

TEAM STAT COMPARISON

	UH	RU
FIRST DOWNS	23	21
RUSHES-YARDS (NET)	29-162	39-147
PASSING YDS (NET)	319	299
Passes Att-Comp-Int	22-33-0	20-33-1
TOTAL OFFENSE PLAYS-YARDS	62-481	72-446
Fumble Returns-Yards	0-0	0-0
Punt Returns-Yards	0-0	1-[-1]
Kickoff Returns-Yards	3-43	6-149
Interception Returns-Yards	1-0	0-0
Punts (Number-Avg)	5-37.0	4-46.2
Fumbles-Lost	2-0	4-1
Penalties-Yards	6-60	5-54
Possession Time	27:05	32:55
Third-Down Conversions	4 of 9	6 of 17
Fourth-Down Conversions	0 of 0	2 of 4
Red-Zone Scores-Chances	4-4	3-4
Sacks By: Number-Yards	3-19	2-15

HAWAI'I TOP PERFORMERS

RUSHING:	No.	Yds.	Avg.	TD	LG
Holly III	17	100	5.9	2	46
McDonald	8	43	5.4	0	15
Furuta	2	19	9.0	0	12
PASSING:	C-Att.-I	Yds	TD	LG	SK
McDonald	22-33-0	319	4	63	2
RECEIVING:	No.	Yds.	TD	LG	
Ursua	9	133	1	34	
Byrd	5	48	2	26	
Armstrong-Brown	4	41	1	14	
Ward	3	76	0	63	
Holly III	1	21	0	1	
DEFENSE:	TOT	SK	TFL	INT	PBU
Matautia	14	0.0	0.0	0	0
Tavai	11	0.0	0.0	0	0
Akoteu	4	1.0	2.0	0	0

HAWAI'I VS. FRESNO STATE (OCT. 27)

GAME 4 • Sept. 15, 2018 • Michie Stadium (31,113)

	1	2	3	4	OT	Final
Hawai'i (3-1)	7	7	0	7	-	21
Army (2-1)	7	14	0	7	-	28

SCORING SUMMARY

	UH	RU
1st UH TD 13:08 Ursua 12 yd pass from McDonald (Meskell kick)	7	0
AR TD 6:17 Hopkins 1 yd run (Salysers kick)	7	7
2nd AR TD 12:47 Hopkins 1 yd run (Salysers kick)	7	14
UH TD 7:05 Ursua 1 yd run (Meskell kick)	14	14
AR TD 3:46 Slomka 48 yd run (Salysers kick)	14	21
4th AR TD 9:01 Woolfolk 3 yd run (Salysers kick)	14	28
UH TD 8:42 Ursua 80 yd pass from McDonald (Salysers kick)	21	28



GAME NOTES

- ▶ UH suffered its first loss of the season while falling to Army for the first time in four all-time meetings.
- ▶ UH was held to season lows in both points (21) and yards (362).
- ▶ Army held the potent Warrior offense at bay by more than doubling up UH in time of possession (41:18-18:42).
- ▶ UH nearly rallied from a 14-point fourth-quarter deficit, however Cole McDonald's 4th-and-8 pass into the end zone was batted down as Army (2-1) protected a seven-point lead in the final minute.
- ▶ McDonald passed for 321 yards and joined Timmy Chang (2004) as the only UH quarterbacks to start the season with four straight 300-yard passing games.
- ▶ John Ursua accounted for all three of UH's touchdowns (2 receiving, 1 rushing), including an 80-yard reception in the fourth quarter, the team's longest play from scrimmage on the season.
- ▶ UH has dropped 15 of its last 16 non-conference road games dating back to 2010.
- ▶ UH scored a touchdown on its opening drive for the fourth straight game.
- ▶ The Warriors went its second straight game without committing a turnover.

TEAM STAT COMPARISON

	UH	ARMY
FIRST DOWNS	15	18
RUSHES-YARDS (NET)	13-41	66-303
PASSING YDS (NET)	321	162
Passes Att-Comp-Int	20-32-0	6-10-0
TOTAL OFFENSE PLAYS-YARDS	45-362	76-465
Fumble Returns-Yards	0-0	0-0
Punt Returns-Yards	0-0	0-0
Kickoff Returns-Yards	3-63	1-11
Interception Returns-Yards	0-0	0-0
Punts (Number-Avg)	5-30.0	3-37.7
Fumbles-Lost	0-0	0-0
Penalties-Yards	5-30	5-70
Possession Time	18:42	41:18
Third-Down Conversions	1 of 7	11 of 19
Fourth-Down Conversions	0 of 2	3 of 4
Red-Zone Scores-Chances	2-3	3-4
Sacks By: Number-Yards	0-0	3-17

HAWAI'I TOP PERFORMERS

RUSHING:	No.	Yds.	Avg.	TD	LG
Furuta	3	21	7.0	0	12
McDonald	6	19	3.2	0	28
Ursua	1	1	1.0	1	1
PASSING:	C-Att.-I	Yds	TD	LG	SK
McDonald	20-32-0	321	2	80	3
RECEIVING:	No.	Yds.	TD	LG	
Ursua	6	123	2	80	
Byrd	6	80	0	50	
Armstrong-Brown	3	44	0	21	
Furuta	2	11	0	9	
Stubblefield	1	35	0	35	
DEFENSE:	TOT	SK	TFL	INT	PBU
Tavai	15	0.0	0.0	0	0
Okeke	13	0.0	0.0	0	0
Hune	8	0.0	0.0	1	0

GAME RECAPS

GAME 5 • Sept. 22, 2018 • Aloha Stadium (26,175)

	1	2	3	4	OT	Final
Duquesne (3-2)	14	0	0	7	-	21
Hawai'i (4-1)	7	14	7	14	-	42

SCORING SUMMARY

	UH	DU
1st DU TD 8:28 Crawford 6 yd pass from Parr (Maczura kick)	0	7
DU TD 7:32 Cain 20 yd pass from Parr (Maczura kick)	0	14
UH TD 3:12 Ursua 25 yd pass from McDonald (Meskell kick)	7	14
2nd UH TD 11:58 Ward 20 yd pass from McDonald (Meskell kick)	14	14
UH TD 5:20 Byrd 2 yd pass from McDonald (Meskell kick)	21	14
3rd UH TD 10:32 Holly 2 yd rush (Meskell kick)	28	14
4th UH TD 7:48 Torres 1 yd pass from McDonald (Meskell kick)	35	14
DU TD 6:11 Taylor 10 yd pass from Parr (Maczura kick)	35	21
UH TD 2:13 Ursua 7 yd pass from McDonald (Meskell kick)	42	21



GAME NOTES

- The Rainbow Warriors improved to 4-1, surpassing their 2016 win total in just five games played.
- The Warriors scored 40+ points for the fourth time in five games.
- UH spotted the Dukes the first 14 points of the game then scored 35 unanswered points en route to a Homecoming win.
- It was UH's 16th straight win over an FCS program.
- Quarterback Cole McDonald threw five touchdowns to four different receivers.
- Dayton Furuta, who entered the game with 75 career rushing yards, rambled for a career-high 114 yards.
- The UH defense was rock solid, holding Duquesne to just 166 yards of total offense, the lowest output by an opponent since 2012.
- UH finished with 245 rushing yards, marking the 10th time that the Warriors have rushed for at least 200 yards under Nick Rolovich.
- John Ursua caught touchdown passes of 25 and 7 yards and has scored multiple touchdowns in four of five games this year.
- Jahlani Tavai had a team-high 11 tackles and with 355 career tackles, surpassed David Dworsky (348) for third all-time at UH.

TEAM STAT COMPARISON

	UH	DU
FIRST DOWNS	34	11
RUSHES-YARDS (NET)	37-245	27-24
PASSING YDS (NET)	273	142
Passes Att-Comp-Int	24-40-1	14-26-1
TOTAL OFFENSE PLAYS-YARDS	77-518	53-166
Fumble Returns-Yards	0-0	0-0
Punt Returns-Yards	2-24	2-1
Kickoff Returns-Yards	0-0	6-170
Interception Returns-Yards	1-13	1-0
Punts (Number-Avg)	2-45.0	7-37.4
Fumbles-Lost	1-1	2-0
Penalties-Yards	8-95	8-83
Possession Time	33:31	26:29
Third-Down Conversions	5 of 10	4 of 14
Fourth-Down Conversions	2 of 3	1 of 1
Red-Zone Scores-Chances	5-6	3-3
Sacks By: Number-Yards	3-22	2-7

HAWAI'I TOP PERFORMERS

RUSHING:					
No.	Yds.	Avg.	TD	LG	
Furuta	12	114	9.5	0	22
McDonald	12	56	4.7	0	13
Holly III	8	30	3.8	1	12
PASSING:					
C-Att-I	Yds	TD	LG	SK	
McDonald	24-40-1	273	5	32	2
RECEIVING:					
No.	Yds.	TD	LG		
Byrd	7	55	1	22	
Ward	6	89	1	20	
Ursua	5	77	2	32	
Armstrong-Brown	2	18	0	10	
Torres	1	1	1	1	
DEFENSE:					
TOT	SK	TFL	INT	PBU	
Tavai	11	0.0	1.0	0	0
Okeke	9	0.0	1.0	0	0
Sanitoa	6	1.0	2.0	0	0

HAWAI'I VS. FRESNO STATE (OCT. 27)

GAME 6 • Sept. 29, 2018 • CEFCU Stadium (16,363)

	1	2	3	4	OT	Final
Hawai'i (5-1)	3	7	6	15	13	44
San Jose State (0-4)	0	17	7	7	10	41

SCORING SUMMARY

	UH	SJSU
1st UH FG 13:08 Meskell 25 yd field goal	3	0
2nd SJ TD 14:25 Roberts 2 yd run (Crawford kick)	3	7
SJ TD 10:04 Gaither 55 yd pass from Love (Crawford kick)	3	14
SJ FG 6:12 Crawford 24 yd field goal	3	17
UH TD 2:21 Dale 18 yd pass from Love (Crawford kick)	10	17
3rd UH TD 9:13 Ursua 3 yd pass from Love (Meskell kick failed)	16	17
SJ TD 8:20 Oliver 14 yd pass from Love (Crawford kick)	16	24
4th UH TD 12:45 Ursua 3 yd pass from McDonald (Armstrong-Brown from McDonald)	24	24
SJ TD 10:07 Roberson 4 yd pass from Love (Crawford kick)	24	31
UH TD 4:34 Ursua 4 yd pass from McDonald (Meskell kick)	31	31
OT UH TD - Furuta 1 yd run (Meskell kick)	38	31
SJ TD - Roberson 13 yd run (Crawford kick)	38	38
SJ FG - Crawford 20 yd field goal	38	41
UH FG - Meskell 35 yd field goal	41	41
UH FG - Meskell 35 yd field goal	44	41



GAME NOTES

- UH played its first-ever 5 OT game and improved to 7-2 all-time in overtime games on the road.
- UH trailed by 14 points in the first half and by eight points entering the fourth quarter before rallying for the win.
- Hawai'i has won eight of the last night meetings in San José since 1999. Of those nine games, six have been decided by a touchdown or less and three have gone into overtime.
- UH improved to 5-1 for just the sixth time in the Division I era and are off to a 2-0 conference start for just the second time since joining the Mountain West.
- Ryan Meskell tied his career high with three field goals, including a pair of 35-yarders in the 4th and 5th overtime periods to help UH win the game.
- The Warriors have scored on its opening possession in five of six games this year.
- UH recorded a season-high five sacks, including 2.0 by junior Kaimana Padello.
- John Ursua caught a career-high three touchdown passes and has scored multiple touchdowns in five of six games this year
- Running backs Elijah Dale and Dayton Furuta each scored their first career touchdowns in the game.

TEAM STAT COMPARISON

	UH	SJSU
FIRST DOWNS	28	24
RUSHES-YARDS (NET)	42-134	37-39
PASSING YDS (NET)	475	490
Passes Att-Comp-Int	34-57-1	28-49-0
TOTAL OFFENSE PLAYS-YARDS	99-475	86-490
Fumble Returns-Yards	0-0	1-5
Punt Returns-Yards	3-10	3-23
Kickoff Returns-Yards	3-98	4-124
Interception Returns-Yards	0-0	1-18
Punts (Number-Avg)	4-43.8	5-47.6
Fumbles-Lost	2-1	2-0
Penalties-Yards	6-65	10-75
Possession Time	35:19	24:41
Third-Down Conversions	7 of 19	8 of 20
Fourth-Down Conversions	3 of 3	0 of 0
Red-Zone Scores-Chances	8-9	6-8
Sacks By: Number-Yards	5-41	3-20

HAWAI'I TOP PERFORMERS

RUSHING:					
No.	Yds.	Avg.	TD	LG	
Holly III	11	52	4.7	0	18
Furuta	12	39	3.2	1	6
McDonald	13	27	2.1	0	14
PASSING:					
C-Att-I	Yds	TD	LG	SK	
McDonald	34-57-1	341	4	41	3
RECEIVING:					
No.	Yds.	TD	LG		
Ursua	13	148	3	41	
Ward	9	74	0	14	
Armstrong-Brown	7	64	0	14	
Byrd	4	37	0	15	
Dale	1	18	1	18	
DEFENSE:					
TOT	SK	TFL	INT	PBU	
Tavai	14	1.0	3.0	0	0
Matautia	12	0.0	0.5	0	0
Okeke	10	0.0	0.0	0	0

GAME RECAPS

GAME 7 • Oct. 6, 2018 • Aloha Stadium (23,907)

	1	2	3	4	OT	Final
Wyoming (2-4, 0-2)	3	0	7	3	-	13
Hawai'i (6-1, 3-0)	0	3	7	7	-	17

SCORING SUMMARY

	UH	WY
1st WY FG 8:06 Rothe 40 yd field goal	0	3
2nd UH FG 8:35 Meskell 39 yd field goal	3	3
3rd WY TD 8:14 Granderson 61 yd interception return (Rothe kick)	3	10
UH TD 0:48 Byrd 5 yd pass from Cordeiro (Meskell kick)	10	10
4th WY FG 5:31 Rothe 23 yd field goal	10	13
UH TD 1:26 Ward 38 yd pass from Cordeiro (Meskell kick)	17	13



GAME NOTES

- Hawai'i regained possession of the Paniolo Trophy, given to the winning team since the trophy's inception in 1979.
- UH is off to a 3-0 start in the Mountain West for the first time since joining the league in 2012.
- UH picked up its 200th all-time win at Aloha Stadium.
- The UH defense held Wyoming to 244 total yards and 13 points, the lowest outputs by an FBS opponent this season.
- Chevan Cordeiro became the first true freshman to start at quarterback since Timmy Chang in 2000.
- Cordeiro threw a pair of second-half touchdown passes, including a 38-yard touchdown to JoJo Ward with 1:26 remaining that proved to be the game-winner.
- Junior Dayton Furuta earned his first career start at running back and cracked the century mark in rushing for the second time in three games with 101 yards on 16 carries.
- Junior defensive end Kaimana Padello recorded multiple sacks for the second straight game with 2.0 sacks. All three of his tackles were for a loss.
- UH defeated Wyoming for just the second time in the last nine meetings with both wins coming in Mountain West play.

TEAM STAT COMPARISON

	UH	WY
FIRST DOWNS	19	13
RUSHES-YARDS (NET)	37-156	34-157
PASSING YDS (NET)	148	87
Passes Att-Comp-Int	19-29-1	9-18-0
TOTAL OFFENSE PLAYS-YARDS	66-304	52-244
Fumble Returns-Yards	0-0	0-0
Punt Returns-Yards	3-49	2-11
Kickoff Returns-Yards	3-54	2-52
Interception Returns-Yards	0-0	1-61
Punts (Number-Avg)	4-40.8	5-43.2
Fumbles-Lost	2-1	1-0
Penalties-Yards	2-25	6-45
Possession Time	33:56	26:04
Third-Down Conversions	3 of 12	2 of 12
Fourth-Down Conversions	2 of 3	1 of 2
Red-Zone Scores-Chances	2-3	1-1
Sacks By: Number-Yards	5-41	4-17

HAWAII TOP PERFORMERS

RUSHING:	No.	Yds.	Avg.	TD	LG
Furuta	16	101	6.3	0	21
Cordeiro	12	23	1.9	0	12
Holly III	3	7	2.3	0	4
PASSING:	C-Att-I	Yds	TD	LG	SK
Cordeiro	19-29-1	148	2	38	4
RECEIVING:	No.	Yds.	TD	LG	
Armstrong-Brown	6	49	0	12	
Ursua	5	30	0	10	
Ward	4	48	1	38	
Byrd	3	23	1	14	
Furuta	1	-2	0	0	
DEFENSE:	TOT	SK	TFL	INT	PBU
Pavihi	10	0.0	1.0	0	0
Matautia	9	1.0	1.5	0	0
Padello	3	2.0	3.0	0	0

HAWAII VS. FRESNO STATE (OCT. 27)

GAME 8 • Oct. 13, 2018 • LaVell Edwards Stadium (52,354)

	1	2	3	4	OT	Final
Hawai'i (6-2)	0	3	14	6	-	23
Brigham Young (4-3)	14	14	7	14	-	49

SCORING SUMMARY

	UH	BYU
1st BY TD 7:48 Katoa 12 yd rush (Southam kick)	0	7
BY TD 1:02 Wilson 23 yd rush (Southam kick)	0	14
2nd BY TD 7:24 Hadley 21 yd rush (Southam kick)	0	21
UH FG 4:24 Meskell 33-yd field goal	3	21
BY TD 1:35 Holker 13 yd pass from Wilson (Southam kick)	3	28
3rd UH TD 10:25 Furuta 1 yd rush (Meskell kick)	10	28
BY TD 6:39 Burt 3 yd rush (Southam kick)	10	35
UH TD 2:57 Furuta 20 yd pass from McDonald (Meskell kick)	17	35
4th BY TD 10:15 Hifo 24 yd pass from Wilson (Southam kick)	17	42
UH TD 7:08 Ursua 17 yd pass from McDonald (Ursua rush failed)	23	42
BY TD 3:45 Romney 26 yd pass from Wilson (Southam kick)	23	49



GAME NOTES

- BYU defeated the Warriors for the fifth straight time and the 11th time in the last 12 meetings.
- UH remains winless in 10 all-time visits to Provo.
- Nine of the last 10 meetings have been decided by double-digits.
- The Cougars scored on each of its first two possessions and tacked on a pair of second-quarter touchdowns to take a commanding 28-3 halftime lead.
- BYU ended the game with season-highs for total yards (474), rushing yards (280) and points scored (49).
- Seven different Cougars found the end zone, including freshman Zach Wilson who made his first career start at quarterback. Wilson passed for three touchdowns and rushed for another.
- Junior running back Dayton Furuta found the end zone twice for the Warriors, including his first career receiving touchdown on a 20-yard shovel pass.
- John Ursua scored on a 17-yard pass in the fourth quarter and has now scored in 12 of the last 14 games he has played.
- UH has dropped 16 of its last 17 non-conference road games dating back to 2010.

TEAM STAT COMPARISON

	UH	BY
FIRST DOWNS	18	26
RUSHES-YARDS (NET)	28-63	47-280
PASSING YDS (NET)	248	194
Passes Att-Comp-Int	22-38-1	16-24-1
TOTAL OFFENSE PLAYS-YARDS	66-311	71-474
Fumble Returns-Yards	0-0	0-0
Punt Returns-Yards	1-1	3-23
Kickoff Returns-Yards	5-89	3-55
Interception Returns-Yards	1-4	1-36
Punts (Number-Avg)	4-44.2	3-38.0
Fumbles-Lost	2-1	2-0
Penalties-Yards	4-25	6-55
Possession Time	27:50	32:10
Third-Down Conversions	3 of 13	5 of 11
Fourth-Down Conversions	2 of 4	2 of 2
Red-Zone Scores-Chances	4-4	5-6
Sacks By: Number-Yards	3-14	4-23

HAWAII TOP PERFORMERS

RUSHING:	No.	Yds.	Avg.	TD	LG
Furuta	10	28	2.8	1	8
McDonald	13	22	1.7	0	7
Holly III	2	8	4.0	0	4
PASSING:	C-Att-I	Yds	TD	LG	SK
McDonald	22-38-1	248	2	42	4
RECEIVING:	No.	Yds.	TD	LG	
Ursua	9	89	1	26	
Byrd	6	80	0	42	
Armstrong-Brown	4	43	0	21	
Ward	2	16	0	9	
Furuta	1	20	1	20	
DEFENSE:	TOT	SK	TFL	INT	PBU
Tavai	11	1.0	1.0	0	0
Farris	4	0.0	0.0	1	0
Hendrie	2	2.0	2.0	0	0

GAME 9 • Oct. 27, 2018 • Aloha Stadium (24,475)

	1	2	3	4	OT	Final
Nevada (4-4, 2-2)	10	10	6	14	-	40
Hawai'i (6-3, 3-1)	14	0	0	8	-	22

SCORING SUMMARY						UH	NV
1st	UH	TD	7:11	Byrd 8 yd pass from McDonald (Meskell kick)		7	0
	NV	FG	4:14	Ahmed 23 yd field goal		7	3
	NV	TD	2:06	Cooks 26 yd pass from Gangi (Ahmed kick)		7	10
	UH	TD	0:00	Ursua 70 yd pass from McDonald (Meskell kick)		14	10
2nd	NV	FG	11:00	Ahmed 27 yd field goal		14	13
	NV	TD	6:24	Lee 5 yd rush (Ahmed kick)		14	20
3rd	NV	TD	9:18	Cooks 40 yd rush (Gangi pass failed)		14	26
4th	NV	TD	10:33	Tava 13 yd rush (Ahmed kick)		14	33
	UH	TD	3:15	Ward 2 yd pass from McDonald (Armstrong-Brown from Ursua)		22	33
	NV	TD	0:59	Lee 6 yd rush (Ahmed kick)		22	40



GAME NOTES

- ▶ Hawai'i suffered its first home loss and first conference loss of the season.
- ▶ Nevada defeated the Rainbow Warriors for the seventh time in their last eight meetings.
- ▶ Seven of the last eight meetings have been decided by double-digits.
- ▶ Nevada scored 23 unanswered to turn a 14-10 first quarter deficit to a 33-14 lead in the fourth quarter.
- ▶ Despite forcing three turnovers, the Warriors stumbled with four failed fourth down attempts, including twice in the red zone, and were unsuccessful on three onside kicks, two of which occurred in the first half.
- ▶ John Ursua had seven catches for 123 yards and a score. Ursua went over the 1,000-yards receiving on the season, becoming the 13th player to reach that mark.
- ▶ Cedric Bryd caught the first touchdown of the game giving him eight on the season. He has scored in six of nine games this season.
- ▶ Cole McDonald finished with 259 yards passing and three scoring strikes. It was the sixth time in eight games played this year that he threw for at least three touchdowns.

TEAM STAT COMPARISON				HAWAI'I TOP PERFORMERS					
	UH	NV		RUSHING:	No.	Yds.	Avg.	TD	LG
FIRST DOWNS	16	25		Furuta	16	55	3.4	0	12
RUSHES-YARDS (NET)	36-220	35-112		McDonald	11	21	1.9	0	23
PASSING YDS (NET)	261	259		Reed	3	19	6.3	0	11
Passes Att-Comp-Int	19-38-0	23-31-0		PASSING:	C-Att-I	Yds	TD	LG	SK
TOTAL OFFENSE PLAYS-YARDS	73-371	67-481		McDonald	19-37-0	259	3	70	4
Fumble Returns-Yards	0-0	0-0		RECEIVING:	No.	Yds.	TD	LG	
Punt Returns-Yards	1-7	2-[-5]		Ursua	7	123	1	70	
Kickoff Returns-Yards	2-34	2-41		Byrd	5	50	1	22	
Interception Returns-Yards	0-0	0-0		Stubblefield	4	40	0	22	
Punts (Number-Avg)	6-34.3	3-42.7		Ward	2	32	1	30	
Fumbles-Lost	1-0	5-3		Armstrong-Brown	1	14	0	14	
Penalties-Yards	7-73	5-55		DEFENSE:	TOT	SK	TFL	INT	PBU
Possession Time	29:15	30:45		Okeke	8	0.0	1.0	0	0
Third-Down Conversions	3 of 15	3 of 10		Hicks	7	0.0	0.0	0	0
Fourth-Down Conversions	1 of 5	1 of 1		Akoteau	3	1.0	1.0	0	0
Red-Zone Scores-Chances	2-4	3-5							
Sacks By: Number-Yards	5-33	1-2							

TEAM STATISTICS

HAWAI'I VS. FRESNO STATE (OCT. 27)

Team Statistics	UH	OPP
SCORING	314	296
Points Per Game	34.9	32.9
Points Off Turnovers	27	35
FIRST DOWNS	208	186
Rushing	71	78
Passing	121	95
Penalty	16	13
RUSHING YARDAGE	1198	1612
Yards gained rushing	1404	1858
Yards lost rushing	206	246
Rushing Attempts	285	360
Average Per Rush	4.2	4.5
Average Per Game	133.1	179.1
TDs Rushing	9	20
PASSING YARDAGE	2763	2218
Comp-Att-Int	217-346-4	156-255-4
Average Per Pass	8.0	8.7
Average Per Catch	12.7	14.2
Average Per Game	307.0	246.4
TDs Passing	31	18
TOTAL OFFENSE	3961	3830
Total Plays	631	615
Average Per Play	6.3	6.2
Average Per Game	440.1	425.6
KICK RETURNS: #-Yards	24-490	30-721
PUNT RETURNS: #-Yards	14-129	14-60
INT RETURNS: #-Yards	4-17	4-115
KICK RETURN AVERAGE	20.4	24.0
PUNT RETURN AVERAGE	9.2	4.3
INT RETURN AVERAGE	4.2	28.8
FUMBLES-LOST	13-6	15-4
PENALTIES-Yards	49-443	59-575
Average Per Game	49.2	63.9
PUNTS-Yards	33-1332	38-1547
Average Per Punt	40.4	40.7
Net punt average	38.5	35.2
KICKOFFS-Yards	54-3008	51-3053
Average Per Kick	55.7	59.9
Net kick average	36.8	40.9
TIME OF POSSESSION/Game	30:06	29:54
3RD-DOWN Conversions	37/109	54/131
3rd-Down Pct	34%	41%
4TH-DOWN Conversions	15/25	13/18
4th-Down Pct	60%	72%
SACKS BY-Yards	23-161	26-164
MISC YARDS	0	-6
TOUCHDOWNS SCORED	41	39
FIELD GOALS-ATTEMPTS	9-11	8-16
ON-SIDE KICKS	0-2	1-3
RED-ZONE SCORES	(37-43) 86%	(34-39) 87%
RED-ZONE TOUCHDOWNS	(29-43) 67%	(27-39) 69%
PAT-ATTEMPTS	(35-36) 97%	(36-36) 100%
ATTENDANCE	127371	130857
Games/Avg Per Game	5/25474	4/32714
Neutral Site Games		0/0

Score by Quarters	1st	2nd	3rd	4th	OT	Total
Hawai'i	69	78	55	99	13	314
Opponents	62	72	57	95	10	296

INDIVIDUAL STATISTICS

HAWAI'I VS. FRESNO STATE (OCT. 27)

Rushing	gp	att	gain	loss	net	avg	td	lg	avg/g
FURUTA, Dayton	9	78	424	12	412	5.3	2	22	45.8
HOLLY III, F.	9	77	363	16	347	4.5	4	46	38.6
MCDONALD, Cole	8	82	418	148	270	3.3	2	28	33.8
DALE, Elijah	9	17	76	3	73	4.3	0	27	8.1
REED, Miles	6	10	60	0	60	6.0	0	14	10.0
CORDEIRO, C.	2	15	59	21	38	2.5	0	13	19.0
DAVIS, Mel	1	1	3	0	3	3.0	0	3	3.0
URSUA, John	9	1	1	0	1	1.0	1	1	0.1
TEAM	7	4	0	6	-6	-1.5	0	0	-0.9
Total	9	285	1404	206	1198	4.2	9	46	133.1
Opponents	9	360	1858	246	1612	4.5	20	75	179.1

Passing	gp	effic	comp-att-int	pct	yds	td	lg	avg/g
MCDONALD, Cole	8	160.54	197-315-3	62.5	2607	29	80	325.9
CORDEIRO, C.	2	120.11	19-30-1	63.3	148	2	38	74.0
CASSEL, Kolney	1	167.20	1-1-0	100.0	8	0	8	8.0
Total	9	157.05	217-346-4	62.7	2763	31	80	307.0
Opponents	9	154.40	156-255-4	61.2	2218	18	70	246.4

Receiving	gp	no.	yds	avg	td	lg	avg/g
URSUA, John	9	71	1013	14.3	14	80	112.6
BYRD, Cedric	9	58	644	11.1	8	55	71.6
WARD, JoJo	9	34	524	15.4	5	75	58.2
ARMSTRONG-BROWN	9	29	307	10.6	1	26	34.1
FURUTA, Dayton	9	7	70	10.0	1	20	7.8
STUBBLEFIELD, D	9	6	81	13.5	0	35	9.0
HOLLY III, F.	9	5	69	13.8	0	23	7.7
SHARSH, Jason-M	6	2	20	10.0	0	12	3.3
KAMAKA, Tristin	8	2	8	4.0	0	8	1.0
DALE, Elijah	9	1	18	18.0	1	18	2.0
ROOKS, Eric	1	1	8	8.0	0	8	8.0
TORRES, Dakota	9	1	1	1.0	1	1	0.1
Total	9	217	2763	12.7	31	80	307.0
Opponents	9	156	2218	14.2	18	70	246.4

Punt Returns	no.	yds	avg	td	lg
AUGAFA, Justice	9	84	9.3	0	41
BYRD, Cedric	2	6	3.0	0	3
WARD, JoJo	2	9	4.5	0	7
KEENE, Jeffery	1	11	11.0	0	0
HENDRIE, M.	0	19	0.0	1	19
Total	14	129	9.2	1	41
Opponents	14	60	4.3	0	20

Interceptions	no.	yds	avg	td	lg
WILSON, Zach	2	13	6.5	0	13
FORD, Eugene	1	0	0.0	0	0
FARRIS, R.	1	4	4.0	0	4
Total	4	17	4.2	0	13
Opponents	4	115	28.8	1	61

Kick Returns	no.	yds	avg	td	lg
AUGAFA, Justice	19	409	21.5	0	45
BYRD, Cedric	2	47	23.5	0	26
DALE, Elijah	2	34	17.0	0	21
FURUTA, Dayton	1	0	0.0	0	0
Total	24	490	20.4	0	45
Opponents	30	721	24.0	0	72

Fumble Returns	no.	yds	avg	td	lg
Total	0	0	0.0	0	0
Opponents	1	5	5.0	0	5

INDIVIDUAL STATISTICS

HAWAI'I VS. FRESNO STATE (OCT. 27)

Scoring	td	fg	PAT				dxp	saf	pts
			kick	rush	rcv	pass			
URSUA, John	15	-	-	0-1	-	1-1	-	-	90
MESKELL, Ryan	-	9-11	35-36	-	-	-	-	-	62
BYRD, Cedric	8	-	-	-	-	-	-	-	48
WARD, JoJo	5	-	-	-	-	-	-	-	30
HOLLY III, F.	4	-	-	-	-	-	-	-	24
FURUTA, Dayton	3	-	-	-	-	-	-	-	18
MCDONALD, Cole	2	-	-	1-1	-	1-1	-	-	14
ARMSTRONG-BROWN	1	-	-	-	2	-	-	-	10
DALE, Elijah	1	-	-	-	-	-	-	-	6
TORRES, Dakota	1	-	-	-	-	-	-	-	6
HENDRIE, M.	1	-	-	-	-	-	-	-	6
GAUDION, Stan	-	-	-	-	-	0-1	-	-	0
Total	41	9-11	35-36	1-2	2	2-3	-	-	314
Opponents	39	8-16	36-36	0-1	-	0-2	-	1	296

Total Offense	g	plays	rush	pass	total	avg/g
MCDONALD, Cole	8	397	270	2607	2877	359.6
FURUTA, Dayton	9	78	412	0	412	45.8
HOLLY III, F.	9	77	347	0	347	38.6
CORDEIRO, C.	2	45	38	148	186	93.0
DALE, Elijah	9	17	73	0	73	8.1
REED, Miles	6	10	60	0	60	10.0
CASSEL, Kolney	1	1	0	8	8	8.0
DAVIS, Mel	1	1	3	0	3	3.0
URSUA, John	9	1	1	0	1	0.1
TEAM	7	4	-6	0	-6	-0.9
Total	9	631	1198	2763	3961	440.1
Opponents	9	615	1612	2218	3830	425.6

Field Goals	fg	pct.	01-19	20-29	30-39	40-49	50-99	lg	blk
MESKELL, Ryan	9-11	81.8	0-0	3-3	6-7	0-1	0-0	39	0

FG Sequence	Hawai'i	Opponents
Colorado State	(21),(30),(35)	45,48
Navy	(23)	-
Rice	-	(34),(31)
Army West Point	-	27
Duquesne	-	-
San Jose State	(25),36,49,(35),(35)	(24),49,42,30,(20),47
Wyoming	(39)	(40),(23)
BYU	(33)	-
Nevada	-	(23),(27),56

Punting	no.	yds	avg	lg	tb	fc	i20	50+	blk
GAUDION, Stan	30	1228	40.9	56	0	5	7	3	0
SCRUTON, Ben	3	104	34.7	36	0	2	0	0	0
Total	33	1332	40.4	56	0	7	7	3	0
Opponents	38	1547	40.7	64	4	8	14	7	1

Kickoffs	no.	yds	avg	tb	ob	retn	net	ydln
BOYLE, Michael	27	1513	56.0	8	0			
MESKELL, Ryan	26	1444	55.5	4	1			
TRIFONOVITCH	1	51	51.0	0	0			
Total	54	3008	55.7	12	1	24.0	36.8	28
Opponents	51	3053	59.9	19	1	20.4	40.9	24

Numbers in (parentheses) indicate field goal was made.

All Purpose	g	rush	rcv	pr	kr	ir	total	avg/g
URSUA, John	9	1	1013	0	0	0	1014	112.7
BYRD, Cedric	9	0	644	6	47	0	697	77.4
WARD, JoJo	9	0	524	9	0	0	533	59.2
AUGAFA, Justic	8	0	0	84	409	0	493	61.6
FURUTA, Dayto	9	412	70	0	0	0	482	53.6
HOLLY III, F.	9	347	69	0	0	0	416	46.2
ARMSTRONG-B	9	0	307	0	0	0	307	34.1
MCDONALD, Co	8	270	0	0	0	0	270	33.8
DALE, Elijah	9	73	18	0	34	0	125	13.9
STUBBLEFIELD	9	0	81	0	0	0	81	9.0
REED, Miles	6	60	0	0	0	0	60	10.0
CORDEIRO, C.	2	38	0	0	0	0	38	19.0
SHARSH, Jason	6	0	20	0	0	0	20	3.3
HENDRIE, M.	8	0	0	19	0	0	19	2.4
WILSON, Zach	8	0	0	0	0	13	13	1.6
KEENE, Jeffery	6	0	0	11	0	0	11	1.8
KAMAKA, Tristin	8	0	8	0	0	0	8	1.0
ROOKS, Eric	1	0	8	0	0	0	8	8.0
FARRIS, R.	9	0	0	0	0	4	4	0.4
DAVIS, Mel	1	3	0	0	0	0	3	3.0
TORRES, Dakot	9	0	1	0	0	0	1	0.1
TEAM	7	-6	0	0	0	0	-6	-0.9
Total	9	1198	2763	129	490	17	4597	510.8

DEFENSIVE STATS

HAWAI'I VS. FRESNO STATE (OCT. 27)

##	Defensive Leaders	gp	Tackles				Sacks no-yds	Pass defense			Fumbles		blkd	
			ua	a	tot	tfl/yds		int-yds	brup	qbh	rcv-yds	ff	kick	saf
31	TAVAI, Jahlan	8	42	40	82	5.5-16	2.0-11	.	2	1	.	1	1	.
22	OKEKE, Ikem	9	46	24	70	3.0-14	1	.	.
27	MATAUTIA, S.	8	35	28	63	3.0-5	1.0-3	.	2	2	.	2	.	.
33	PAVIHI, Penei	9	25	30	55	2.5-19	0.5-4	.	1	.	1-0	1	.	.
16	HICKS, Kalen	9	38	13	51	2.0-11	1.0-7	.	2	1
4	FARRIS, R.	9	19	7	26	.	.	1-4	7
99	CHOI, Zeno	9	8	16	24	4.5-16	1.5-10	.	.	4	1-0	.	.	.
91	AKOTEU, Sam	9	17	7	24	5.0-10	3.0-7
95	HUNE, Kendall	9	9	13	22	1.0-7	1.0-7	.	1
14	HUDSONRASMUSSEN	9	15	6	21	1.0-7	.	.	2	.	.	1	.	.
8	FORD, Eugene	9	14	6	20	.	.	1-0	2
41	SANITOA, S.	7	10	8	18	2.0-12	1.0-10	.	2
96	PADELLO, K.	9	12	6	18	11.0-92	7.0-76	.	1	5	.	1	.	.
54	TA'ALA, B.	9	8	8	16	2.5-3	.	.	.	1
49	WILLIAMS, Manly	6	6	9	15	2.0-14	2.0-14
20	WILSON, Zach	8	7	8	15	1.0-1	.	2-13
43	ELDRIDGE, T.	9	4	9	13	.	.	.	1
53	PICANCO, Kana'i	9	6	7	13	1.0-4	1.0-4	.	.	1
15	SCOTT, Paul	7	9	4	13	2	.	.
48	THOMAS, Derek	9	5	4	9
66	MOANANU, E.	9	2	6	8
1C	BETHLEY, Khoury	9	5	1	6	1-0	.	.	.
69	SEEI, Azia	4	2	2	4
9	STUBBLEFIELD, D	9	2	2	4
29	DALTON, Donovan	9	3	1	4
11	DOMINIQUE, Jay	6	2	2	4
92	HENDRIE, M.	8	2	.	2	2.0-8	2.0-8	.	.	2
35	KEENE, Jeffery	6	.	2	2	1	.
25	TIME, Manase	6	1	1	2
6	BYRD, Cedric	9	1	.	1
72	LEVAO, Kohl	9	1	.	1
58	FALEMALU, R.	7	1	.	1
51	MANUWAI, Makai	4	.	1	1
2H	DALE, Elijah	9	1	.	1
28	HAYES, Cameron	4	.	1	1
1	BORDEN, Noah	9	1-0	.	.	.
Total		9	358	272	630	49-239	23-161	4-17	23	17	4-0	9	2	.
Opponents		9	377	181	558	48-202	26-164	4-115	46	11	6-5	9	.	1

SUPERLATIVES

HAWAI'I VS. FRESNO STATE (OCT. 27)

INDIVIDUAL GAME HIGHS

Rushes	17	HOLLY III, F. vs Navy (Sept 1, 2018)
Yards Rushing	114	FURUTA, Dayton vs Duquesne (Sep 22, 2018)
TD Rushes	2	MCDONALD, Cole at Colorado State (Aug 25, 2018)
Long Rush	46	HOLLY III, F. vs Rice (Sep 08, 2018)
Pass attempts	57	MCDONALD, Cole at San Jose State (Sep 29, 2018)
Pass completions	34	MCDONALD, Cole at San Jose State (Sep 29, 2018)
Yards Passing	428	MCDONALD, Cole vs Navy (Sept 1, 2018)
TD Passes	6	MCDONALD, Cole vs Navy (Sept 1, 2018)
Long Pass	80	MCDONALD, Cole at Army West Point (Sep 15, 2018)
Receptions	13	URSUA, John at San Jose State (Sep 29, 2018)
Yards Receiving	181	BYRD, Cedric at Colorado State (Aug 25, 2018)
TD Receptions	3	URSUA, John at San Jose State (Sep 29, 2018)
Long Reception	80	URSUA, John at Army West Point (Sep 15, 2018)
Field Goals	3	MESKELL, Ryan at Colorado State (Aug 25, 2018)
Long Field Goal	39	MESKELL, Ryan vs Wyoming (Oct 06, 2018)
Punts	5	GAUDION, Stan vs Rice (Sep 08, 2018)
Punting Avg	53.5	GAUDION, Stan vs Nevada (Oct 20, 2018)
Long Punt	56	GAUDION, Stan at Colorado State (Aug 25, 2018)
Punts inside 20	3	GAUDION, Stan vs Wyoming (Oct 06, 2018)
Long Punt Return	41	AUGAFA, Justice vs Wyoming (Oct 06, 2018)
Long Kickoff Return	45	AUGAFA, Justice at San Jose State (Sep 29, 2018)
Tackles	15	TAVAI, Jahiani at Army West Point (Sep 15, 2018)
Sacks	2.0	WILLIAMS, Manly vs Navy (Sept 1, 2018)
Tackles For Loss	3.5	PADELLO, K. at San Jose State (Sep 29, 2018)
Interceptions	1	FORD, Eugene at Colorado State (Aug 25, 2018)
	1	WILSON, Zach vs Rice (Sep 08, 2018)
	1	WILSON, Zach vs Duquesne (Sep 22, 2018)
	1	FARRIS, R. at BYU (Oct 13, 2018)

TEAM GAME HIGHS

Rushes	42	at San Jose State (Sep 29, 2018)
Yards Rushing	245	vs Duquesne (Sep 22, 2018)
Yards Per Rush	6.6	vs Duquesne (Sep 22, 2018)
TD Rushes	2	at Colorado State (Aug 25, 2018)
Pass attempts	57	at San Jose State (Sep 29, 2018)
Pass completions	34	at San Jose State (Sep 29, 2018)
Yards Passing	436	vs Navy (Sept 1, 2018)
Yards Per Pass	11.3	at Colorado State (Aug 25, 2018)
TD Passes	6	vs Navy (Sept 1, 2018)
Total Plays	99	at San Jose State (Sep 29, 2018)
Total Offense	617	at Colorado State (Aug 25, 2018)
Yards Per Play	8.5	at Colorado State (Aug 25, 2018)
Points	59	vs Navy (Sept 1, 2018)
Sacks By	5	at San Jose State (Sep 29, 2018)
First Downs	34	vs Duquesne (Sep 22, 2018)
Penalties	10	at Colorado State (Aug 25, 2018)
Penalty Yards	95	vs Duquesne (Sep 22, 2018)
Turnovers	2	vs Duquesne (Sep 22, 2018)
Interceptions By	1	at San Jose State (Sep 29, 2018)
Punts	6	vs Wyoming (Oct 06, 2018)
Punting Avg	47.7	vs Nevada (Oct 20, 2018)
Long Punt	56	at Colorado State (Aug 25, 2018)
Punts inside 20	3	vs Wyoming (Oct 06, 2018)
Long Punt Return	41	vs Wyoming (Oct 06, 2018)

OPPONENT INDIVIDUAL GAME HIGHS

Rushes	24	EVANS, Nico, vs Wyoming (Oct 06, 2018)
Yards Rushing	192	EVANS, Nico, vs Wyoming (Oct 06, 2018)
TD Rushes	4	ABEY, Zach, vs Navy (Sept 1, 2018)
Long Rush	75	PERRY, Malcolm, vs Navy (Sept 1, 2018)
Pass attempts	50	CARTA-SAMUELS, at Colorado State (Aug 25, 2018)
Pass completions	34	CARTA-SAMUELS, at Colorado State (Aug 25, 2018)
Yards Passing	537	CARTA-SAMUELS, at Colorado State (Aug 25, 2018)
TD Passes	5	CARTA-SAMUELS, at Colorado State (Aug 25, 2018)
Long Pass	70	LOVE, Josh, at San Jose State (Sep 29, 2018)
Receptions	9	WILLIAMS, P., at Colorado State (Aug 25, 2018)
Yards Receiving	188	WILLIAMS, P., at Colorado State (Aug 25, 2018)
TD Receptions	2	WILLIAMS, P., at Colorado State (Aug 25, 2018)
Long Reception	70	JOHNSON, O., at Colorado State (Aug 25, 2018)
Field Goals	2	OLIVER, Josh, at San Jose State (Sep 29, 2018)
Long Field Goal	40	CRAWFORD, Bryce, at San Jose State (Sep 29, 2018)
Punts	7	ROTHE, Cooper, vs Wyoming (Oct 06, 2018)
Punting Avg	62.0	AHMED, Ramiz, vs Nevada (Oct 20, 2018)
Long Punt	64	ROTHE, Cooper, vs Wyoming (Oct 06, 2018)
Punts inside 20	4	MACZURA, Mitch, vs Duquesne (Sep 22, 2018)
Long Punt Return	20	Schrage, Nick, at Army West Point (Sep 15, 2018)
Long Kickoff Return	72	FOX, Jack, vs Rice (Sep 08, 2018)
Tackles	15	MACZURA, Mitch, vs Duquesne (Sep 22, 2018)
Sacks	3.0	COTTRELL, Thai, at San Jose State (Sep 29, 2018)
Tackles For Loss	4.0	COTTRELL, Thai, at San Jose State (Sep 29, 2018)
Interceptions	1	SCOTT, Jamal, at San Jose State (Sep 29, 2018)
	1	RUSH, Korey, vs Nevada (Oct 20, 2018)
	1	RUSH, Korey, vs Nevada (Oct 20, 2018)
	1	ISTACHE, J., vs Duquesne (Sep 22, 2018)
	1	LENARD, JR, Jon, at San Jose State (Sep 29, 2018)
	1	GRANDERSON, C., vs Wyoming (Oct 06, 2018)
	1	LEE, Austin, at BYU (Oct 13, 2018)

OPPONENT TEAM GAME HIGHS

Rushes	66	at Army West Point (Sep 15, 2018)
Yards Rushing	326	vs Navy (Sept 1, 2018)
Yards Per Rush	6.7	vs Navy (Sept 1, 2018)
TD Rushes	5	vs Navy (Sept 1, 2018)
Pass attempts	51	at Colorado State (Aug 25, 2018)
Pass completions	34	at Colorado State (Aug 25, 2018)
Yards Passing	537	at Colorado State (Aug 25, 2018)
Yards Per Pass	16.2	at Army West Point (Sep 15, 2018)
TD Passes	5	at Colorado State (Aug 25, 2018)
Total Plays	86	at San Jose State (Sep 29, 2018)
Total Offense	653	at Colorado State (Aug 25, 2018)
Yards Per Play	8.6	at Colorado State (Aug 25, 2018)
Points	49	at BYU (Oct 13, 2018)
Sacks By	5	vs Nevada (Oct 20, 2018)
First Downs	29	at Colorado State (Aug 25, 2018)
Penalties	12	at Colorado State (Aug 25, 2018)
Penalty Yards	120	at Colorado State (Aug 25, 2018)
Turnovers	3	vs Nevada (Oct 20, 2018)
Interceptions By	1	vs Duquesne (Sep 22, 2018)
Punts	7	at San Jose State (Sep 29, 2018)
Punting Avg	47.6	vs Wyoming (Oct 06, 2018)
Long Punt	64	at BYU (Oct 13, 2018)
Punts inside 20	4	vs Duquesne (Sep 22, 2018)
Long Punt Return	20	at San Jose State (Sep 29, 2018)

GAME-BY-GAME STATS

HAWAI'I VS. FRESNO STATE (OCT. 27)

TEAM STATISTICS

Date	Opponent	Rushing				Receiving				Passing				Kick Returns				Punt Returns				tot off
		no.	yds	td	lg	no.	yds	td	lg	cmp-att-int	yds	td	lg	no.	yds	td	lg	no.	yds	td	lg	
Aug 25	at Colorado State	36	199	2	21	26	418	3	55	26-37-0	418	3	55	2	43	0	26	2	5	0	3	617
Sept 1	NAVY	28	86	1	28	31	436	6	75	31-42-0	436	6	75	3	66	0	25	2	33	1	19	522
Sep 08	RICE	29	162	2	46	22	319	4	63	22-33-0	319	4	63	3	43	0	22	0	0	0	0	481
Sep 15	at Army West Point	13	41	1	28	20	321	2	80	20-32-0	321	2	80	3	63	0	23	0	0	0	0	362
Sep 22	DUQUESNE	37	245	1	27	24	273	5	32	24-40-1	273	5	32	0	0	0	0	2	24	0	21	518
Sep 29	at San Jose State	42	134	1	18	34	341	4	41	34-57-1	341	4	41	3	98	0	45	3	10	0	5	475
Oct 06	WYOMING	37	156	0	21	19	148	2	38	19-29-1	148	2	38	3	54	0	21	3	49	0	41	304
Oct 13	at BYU	28	63	1	8	22	248	2	42	22-38-1	248	2	42	5	89	0	25	1	1	0	0	311
Oct 20	NEVADA	35	112	0	23	19	259	3	70	19-38-0	259	3	70	2	34	0	21	1	7	0	7	371
		285	1198	9	46	217	2763	31	80	217-346-4	2763	31	80	24	490	0	45	14	129	1	41	3961
Opponents		360	1612	20	75	156	2218	18	70	156-255-4	2218	18	70	30	721	0	72	14	60	0	20	3830

Games: 9 • Avg/rush: 4.2 • Avg/catch: 12.7 • Pass effic: 157.05 • KR avg: 20.4 • PR avg: 9.2 • All purpose avg/game: 510.8 • Total offense avg/gm: 440.1

		Tackles				Sacks	Fumble		Pass Defense			blkd	PAT Attempts			off		
Date	Opponent	ua	a	total	tfl-yds	no-yds	ff	fr-yds	int-yds	qbh	brup	kick	kick	rush	rcv	saf	t/o	pts
Aug 25	at Colorado State	35	46	81	2.0-3	0.0-0	1	0-0	1-0	4	4	0	4-4	0	0	0	6	43
Sept 1	NAVY	36	26	62	5.0-31	3.0-22	0	0-0	0-0	1	0	1	8-8	0	0	0	0	59
Sep 08	RICE	44	30	74	6.0-35	3.0-19	2	1-0	1-0	3	5	0	5-5	1	0	0	7	43
Sep 15	at Army West Point	32	62	94	2.0-2	0.0-0	0	0-0	0-0	0	0	1	3-3	0	0	0	0	21
Sep 22	DUQUESNE	31	24	55	9.0-30	3.0-22	0	0-0	1-13	1	3	0	6-6	0	0	0	7	42
Sep 29	at San Jose State	50	32	82	10.0-62	5.0-41	2	0-0	0-0	2	3	0	3-4	0	1	0	0	44
Oct 06	WYOMING	34	26	60	8.0-46	5.0-41	1	0-0	0-0	2	3	0	2-2	0	0	0	0	17
Oct 13	at BYU	50	14	64	4.0-16	3.0-14	0	0-0	1-4	3	1	0	2-2	0	0	0	0	23
Oct 20	NEVADA	46	12	58	3.0-14	1.0-2	3	3-0	0-0	1	4	0	2-2	0	1	0	7	22
		358	272	630	49.0-239	23.0-161	9	4-0	4-17	17	23	2	35-36	1	2	0	27	314
Opponents		377	181	558	48.0-202	26.0-164	9	6-5	4-115	11	46	0	36-36	0	0	1	35	296

Date	Opponent	Punting										Field Goals			Kickoffs				
		no.	yds	avg	long	blkd	tb	fc	50+	i20		md-att	long	blkd	no.	yds	avg	tb	ob
Aug 25	at Colorado State	3	143	47.7	56	0	0	0	2	2		3-3	35	0	9	571	63.4	3	0
Sept 1	NAVY	1	43	43.0	43	0	0	0	0	0		1-1	23	0	9	460	51.1	4	0
Sep 08	RICE	5	185	37.0	46	0	0	3	0	1		0-0	0	0	8	429	53.6	1	0
Sep 15	at Army West Point	4	149	37.2	42	0	0	1	0	0		0-0	0	0	4	198	49.5	1	0
Sep 22	DUQUESNE	2	91	45.5	50	0	0	0	1	0		0-0	0	0	7	421	60.1	1	0
Sep 29	at San Jose State	4	175	43.8	47	0	0	0	0	0		3-5	35	0	6	323	53.8	0	0
Oct 06	WYOMING	4	163	40.8	46	0	0	1	0	3		1-1	39	0	4	220	55.0	0	1
Oct 13	at BYU	4	177	44.2	45	0	0	1	0	1		1-1	33	0	5	309	61.8	2	0
Oct 20	NEVADA	6	206	34.3	44	0	0	1	0	0		0-0	0	0	2	77	38.5	0	0
		33	1332	40.4	56	0	0	7	3	7		9-11	39	0	54	3008	55.7	12	1
Opponents		38	1547	40.7	64	1	4	8	7	14		8-16	40	1	51	3053	59.9	19	1

OPPONENT GAME-BY-GAME STATS

HAWAI'I VS. FRESNO STATE (OCT. 27)

OPPONENT STATISTICS

Date	Opponent	Rushing				Receiving				Passing				Kick Returns				Punt Returns				tot off
		no.	yds	td	lg	no.	yds	td	lg	cmp-att-int	yds	td	lg	no.	yds	td	lg	no.	yds	td	lg	
Aug 25	at Colorado State	25	116	0	19	34	537	5	69	34-51-1	537	5	69	6	119	0	28	0	0	0	0	653
Sept 1	NAVY	49	326	5	75	6	85	1	19	6-13-0	85	1	19	0	0	0	0	1	8	0	8	411
Sep 08	RICE	39	147	1	51	20	299	2	41	20-33-1	299	2	41	6	149	0	46	1	-1	0	0	446
Sep 15	at Army West Point	66	303	4	48	6	162	0	63	6-10-0	162	0	63	1	11	0	11	0	0	0	0	465
Sep 22	DUQUESNE	27	24	0	9	14	142	3	29	14-26-1	142	3	29	6	170	0	69	2	1	0	2	166
Sep 29	at San Jose State	37	39	2	14	28	451	3	70	28-49-0	451	3	70	4	124	0	72	3	23	0	20	490
Oct 06	WYOMING	34	157	0	63	9	87	0	21	9-18-0	87	0	21	2	52	0	28	2	11	0	14	244
Oct 13	at BYU	47	280	4	39	16	194	3	26	16-24-1	194	3	26	3	55	0	24	3	23	0	10	474
Oct 20	NEVADA	36	220	4	40	23	261	1	36	23-31-0	261	1	36	2	41	0	22	2	-5	0	0	481
Hawai'i		360	1612	20	75	156	2218	18	70	156-255-4	2218	18	70	30	721	0	72	14	60	0	20	3830
Hawai'i		285	1198	9	46	217	2763	31	80	217-346-4	2763	31	80	24	490	0	45	14	129	1	41	3961

Games: 9 • Avg/rush: 4.5 • Avg/catch: 14.2 • Pass effic: 154.40 • KR avg: 24.0 • PR avg: 4.3 • All purpose avg/game: 525.1 • Total offense avg/gm: 425.6

		Tackles				Sacks	Fumble		Pass Defense			blkd	PAT Attempts			off		
Date	Opponent	ua	a	total	tfl-yds	no-yds	ff	fr-yds	int-yds	qbh	brup	kick	kick	rush	rcv	saf	t/o	pts
Aug 25	at Colorado State	29	62	91	5.0-9	0.0-0	1	1-0	0-0	6	5	0	4-4	0	0	0	0	34
Sept 1	NAVY	44	16	60	3.0-32	3.0-32	1	1-0	0-0	0	1	0	5-5	0	0	0	7	41
Sep 08	RICE	45	2	47	5.0-20	2.0-15	1	0-0	0-0	0	5	0	3-3	0	0	1	0	29
Sep 15	at Army West Point	24	8	32	3.0-17	3.0-17	0	0-0	0-0	0	3	0	4-4	0	0	0	0	28
Sep 22	DUQUESNE	49	12	61	4.0-12	2.0-7	1	1-0	1-0	0	5	0	3-3	0	0	0	7	21
Sep 29	at San Jose State	52	45	97	7.0-26	3.0-20	2	1-5	1-18	2	11	0	5-5	0	0	0	0	41
Oct 06	WYOMING	51	12	63	7.0-22	4.0-17	1	1-0	1-61	1	5	0	1-1	0	0	0	7	13
Oct 13	at BYU	34	16	50	4.0-23	4.0-23	1	1-0	1-36	1	5	0	7-7	0	0	0	14	49
Oct 20	NEVADA	49	8	57	10.0-41	5.0-33	1	0-0	0-0	1	6	0	4-4	0	0	0	0	40
		377	181	558	48.0-202	26.0-164	9	6-5	4-115	11	46	0	36-36	0	0	1	35	296
Hawai'i		358	272	630	49.0-239	23.0-161	9	4-0	4-17	17	23	2	35-36	1	2	0	27	314

Date	Opponent	Punting						Field Goals			Kickoffs				
		no.	yds	avg	long	blkd	tb	fc	50+	i20	md-att	long	blkd	no.	yds
Aug 25	at Colorado State	4	176	44.0	50	0	1	1	1	1	0-2	0	0	6	363
Sept 1	NAVY	4	115	28.8	40	1	0	1	0	0	0-0	0	0	6	359
Sep 08	RICE	4	185	46.2	64	0	0	2	1	2	2-2	34	0	5	323
Sep 15	at Army West Point	3	113	37.7	62	0	0	1	1	3	0-1	0	1	5	261
Sep 22	DUQUESNE	7	262	37.4	42	0	0	2	0	4	0-0	0	0	3	170
Sep 29	at San Jose State	5	238	47.6	52	0	2	0	3	2	2-6	24	0	6	353
Oct 06	WYOMING	5	216	43.2	46	0	0	1	0	0	2-2	40	0	4	242
Oct 13	at BYU	3	114	38.0	42	0	0	0	0	0	0-0	0	0	8	465
Oct 20	NEVADA	3	128	42.7	50	0	1	0	1	2	2-3	27	0	8	517
Hawai'i		38	1547	40.7	64	1	4	8	7	14	8-16	40	1	51	3053
Hawai'i		33	1332	40.4	56	0	0	7	3	7	9-11	39	0	54	3008

Hawai'i Inside Opponent Red-Zone

Date	Opponent	Score	Times		Total	Rush		Pass	FGs	Failed to score inside RZ					
			In RZ	Scored	Pts	TDs	TDs	TDs	Made	FGA	Down	Int	Fumb	Half	Game
Aug 25, 2018	at Colorado State	W 43-34	7	7	36	4	2	2	3	0	0	0	0	0	0
Sept 1, 2018	NAVY	W 59-41	4	4	24	3	1	2	1	0	0	0	0	0	0
Sep 08, 2018	RICE	W 43-29	4	4	28	4	1	3	0	0	0	0	0	0	0
Sep 15, 2018	at Army West Point	L 21-28	3	2	14	2	1	1	0	0	1	0	0	0	0
Sep 22, 2018	DUQUESNE	W 42-21	6	5	35	5	1	4	0	0	1	0	0	0	0
Sep 29, 2018	at San Jose State	W 44-41	9	8	44	5	1	4	3	1	0	0	0	0	0
Oct 06, 2018	WYOMING	W 17-13	2	1	7	1	0	1	0	0	1	0	0	0	0
Oct 13, 2018	at BYU	L 23-49	4	4	23	3	1	2	1	0	0	0	0	0	0
Oct 20, 2018	NEVADA	L 22-40	4	2	15	2	0	2	0	0	2	0	0	0	0
Totals			43	37	226	29	8	21	8	1	5	0	0	0	0
37 of 43 (86.0%)															

Opponents Inside Hawai'i Red-Zone

Date	Opponent	Score	Times		Total	Rush		Pass	FGs	Failed to score inside RZ					
			In RZ	Scored	Pts	TDs	TDs	TDs	Made	FGA	Down	Int	Fumb	Half	Game
Aug 25, 2018	at Colorado State	W 43-34	3	3	21	3	0	3	0	0	0	0	0	0	0
Sept 1, 2018	NAVY	W 59-41	5	5	34	5	4	1	0	0	0	0	0	0	0
Sep 08, 2018	RICE	W 43-29	4	3	13	1	0	1	2	0	1	0	0	0	0
Sep 15, 2018	at Army West Point	L 21-28	4	3	21	3	3	0	0	1	0	0	0	0	0
Sep 22, 2018	DUQUESNE	W 42-21	3	3	21	3	0	3	0	0	0	0	0	0	0
Sep 29, 2018	at San Jose State	W 44-41	8	6	34	4	2	2	2	2	0	0	0	0	0
Oct 06, 2018	WYOMING	W 17-13	1	1	3	0	0	0	1	0	0	0	0	0	0
Oct 13, 2018	at BYU	L 23-49	6	5	35	5	3	2	0	0	0	0	0	1	0
Oct 20, 2018	NEVADA	L 22-40	5	5	27	3	3	0	2	0	0	0	0	0	0
Totals			39	34	209	27	15	12	7	3	1	0	0	1	0
34 of 39 (87.2%)															

3rd-Down Conversions

Date	Opponent	Score	Overall	1st Qtr	2nd Qtr	3rd Qtr	4th Qtr	Overtime
Aug 25, 2018	at Colorado State	W 43-34	4-12 33.3	2-4 50.0	1-3 33.3	0-1 0.0	1-4 25.0	
Sept 1, 2018	NAVY	W 59-41	7-12 58.3	2-3 66.7	2-5 40.0	0-1 0.0	3-3 100.0	
Sep 08, 2018	RICE	W 43-29	4-9 44.4	1-1 100.0	2-4 50.0	1-3 33.3	0-1 0.0	
Sep 15, 2018	at Army West Point	L 21-28	1-7 14.3	0-2 0.0	1-2 50.0	0-2 0.0	0-1 0.0	
Sep 22, 2018	DUQUESNE	W 42-21	5-10 50.0	2-2 100.0	2-4 50.0	1-3 33.3	0-1 0.0	
Sep 29, 2018	at San Jose State	W 44-41	7-19 36.8	2-5 40.0	0-4 0.0	1-2 50.0	3-3 100.0	1-5 20.0
Oct 06, 2018	WYOMING	W 17-13	3-12 25.0	1-3 33.3	0-3 0.0	2-4 50.0	0-2 0.0	
Oct 13, 2018	at BYU	L 23-49	3-13 23.1	0-3 0.0	1-5 20.0	0-1 0.0	2-4 50.0	
Oct 20, 2018	NEVADA	L 22-40	3-15 20.0	2-4 50.0	0-4 0.0	1-5 20.0	0-2 0.0	
	Hawai'i		37-109 33.9	12-27 44.4	9-34 26.5	6-22 27.3	9-21 42.9	1-5 20.0
	Opponents		54-131 41.2	12-26 46.2	14-36 38.9	12-32 37.5	16-33 48.5	0-4 0.0

4th-Down Conversions

Date	Opponent	Score	Overall	1st Qtr	2nd Qtr	3rd Qtr	4th Qtr	Overtime
Aug 25, 2018	at Colorado State	W 43-34	2-2 100.0	1-1 100.0	1-1 100.0	0-0 0.0	0-0 0.0	
Sept 1, 2018	NAVY	W 59-41	3-3 100.0	1-1 100.0	2-2 100.0	0-0 0.0	0-0 0.0	
Sep 08, 2018	RICE	W 43-29	0-0 0.0	0-0 0.0	0-0 0.0	0-0 0.0	0-0 0.0	
Sep 15, 2018	at Army West Point	L 21-28	0-2 0.0	0-1 0.0	0-0 0.0	0-0 0.0	0-1 0.0	
Sep 22, 2018	DUQUESNE	W 42-21	2-3 66.7	0-0 0.0	1-2 50.0	0-0 0.0	1-1 100.0	
Sep 29, 2018	at San Jose State	W 44-41	3-3 100.0	1-1 100.0	1-1 100.0	1-1 100.0	0-0 0.0	0-0 0.0
Oct 06, 2018	WYOMING	W 17-13	2-3 66.7	0-1 0.0	1-1 100.0	0-0 0.0	1-1 100.0	
Oct 13, 2018	at BYU	L 23-49	2-4 50.0	0-0 0.0	0-1 0.0	1-1 100.0	1-2 50.0	
Oct 20, 2018	NEVADA	L 22-40	1-5 20.0	0-0 0.0	0-1 0.0	0-2 0.0	1-2 50.0	
	Hawai'i		15-25 60.0	3-5 60.0	6-9 66.7	2-4 50.0	4-7 57.1	0-0 0.0
	Opponents		13-18 72.2	2-2 100.0	2-4 50.0	3-3 100.0	6-9 66.7	0-0 0.0

Time of Possession

Date	Opponent	Score	Overall	1st Qtr	2nd Qtr	3rd Qtr	4th Qtr	Overtime
Aug 25, 2018	at Colorado State	W 43-34	34:43	9:31	8:10	6:54	10:08	
Sept 1, 2018	NAVY	W 59-41	30:37	9:48	8:14	3:29	9:06	
Sep 08, 2018	RICE	W 43-29	27:05	9:00	6:11	5:50	6:04	
Sep 15, 2018	at Army West Point	L 21-28	18:42	5:24	7:00	3:53	2:25	
Sep 22, 2018	DUQUESNE	W 42-21	33:31	8:40	9:57	6:57	7:57	
Sep 29, 2018	at San Jose State	W 44-41	35:19	9:31	7:34	9:19	8:55	0:00
Oct 06, 2018	WYOMING	W 17-13	33:56	10:50	5:48	10:32	6:46	
Oct 13, 2018	at BYU	L 23-49	27:50	7:25	8:47	7:05	4:33	
Oct 20, 2018	NEVADA	L 22-40	29:15	7:42	6:13	9:17	6:03	
	Hawai'i	Total	270:58	77:51	67:54	63:16	61:57	0:00
		Avg.	30:06	8:39	7:32	7:01	6:53	0:00
	Opponents	Total	269:02	57:09	67:06	71:44	73:03	0:00
		Avg.	29:53	6:21	7:27	7:58	8:07	0:00

OFFENSE

5 JOHN URSUA (WR)

RECEIVING

Receptions: _____ 13 at San Jose State, 9/29/18
Yards: _____ 272 vs. UMass, 8/26/17
Long: _____ 85 vs. UMass, 12/26/17
TDs: _____ 3 at San Jose State, 9/29/18

CAREER RECEIVING TOTALS

	G	Rec	Yds	TD	Lg	RPG	YPC	YPG
2016	14	53	652	3	44	3.8	12.3	46.6
2017	5	46	653	5	85	9.2	14.2	130.6
2018	9	71	1013	14	80	7.9	14.3	112.6
TOTAL	29	171	2332	22	85	5.9	13.6	80.4

RUSHING

Attempts: _____ 2 vs. Middle Tennessee, 12/24/16
Yards: _____ 5 vs. Nevada, 10/1/16
Long: _____ 5 vs. Nevada, 10/1/16
TDs: _____ 1, 2x last at Army 9/15/18

PUNT RETURN

Returns: _____ 4 vs. New Mexico, 10/29/16
Yards: _____ 36 vs. New Mexico, 10/29/16
Long: _____ 30 vs. New Mexico, 10/29/16
TD: _____ None

6 CEDRIC BYRD (WR)

RECEIVING

Receptions: _____ 11, 2x, last vs. Navy, 9/1/18
Yards: _____ 181 at Colorado State, 8/25/28
Long: _____ 55 at Colorado State, 8/25/28
TDs: _____ 2, 2x last vs. Rice, 9/8/18

SEASON RECEIVING TOTALS

	G	Rec	Yds	TD	Lg	RPG	YPC	YPG
2018	9	58	644	8	55	6.4	11.1	71.6

Kickoff Return

Attempts: _____ 1, 2x last vs. Rice, 9/8/18
Yards: _____ 26 at Colorado State, 8/25/18
Long: _____ 26 at Colorado State, 8/25/18
TD: _____ None

PUNT RETURN

Returns: _____ 1, 2x last vs. Navy, 9/1/18
Yards: _____ 3 at Colorado State, 8/25/18
Long: _____ 3 at Colorado State, 8/25/18
TD: _____ None

7 DAYTON FURUTA (RB)

RUSHING

Attempts: _____ 16, 2x, last vs. Nevada 10/20/18
Yards: _____ 114 vs. Duquesne, 9/22/18
Long: _____ 22 vs. Duquesne, 9/22/18
TDs: _____ 1, 2x, last at BYU, 10/13/18

SEASON RUSHING TOTALS

	G	Att	Yds	TD	Lg	YPC	YPG
2018	9	78	412	2	22	5.3	45.8

RECEIVING

Receptions: _____ 2, 2x last at Army 9/15/18
Yards: _____ 22 at Colorado State, 8/25/18
Long: _____ 20 at BYU, 10/13/18
TDs: _____ 1 at BYU, 10/13/18

SEASON RECEIVING TOTALS

	G	Rec	Yds	TD	Lg	RPG	YPC	YPG
2018	9	7	70	1	20	0.8	10.0	7.8

9 DEVAN STUBBLEFIELD (WR)

RECEIVING

Receptions: _____ 8 at Nevada, 10/24/15
Yards: _____ 108 vs. UC Davis, 9/19/15
Long: _____ 77 vs. San José State, 11/21/15
TDs: _____ 2 at Nevada, 10/24/15

CAREER RECEIVING TOTALS

	G	Rec	Yds	TD	Lg	RPG	YPC	YPG
2015	12	30	351	4	77	2.5	11.7	29.3
2016								
					Did Not Play			
2017	4	1	7	0	7	0.3	7.0	1.8
2018	9	6	81	0	35	0.7	13.5	9.0
TOTAL	25	37	439	4	77	1.5	11.9	17.6

12 CHEVAN CORDEIRO (QB)

PASSING

Completions: _____ 19 vs. Wyoming 10/6/18
Attempts: _____ 29 vs. Wyoming 10/6/18
Yards: _____ 148 vs. Wyoming 10/6/18
Long: _____ 38 vs. Wyoming 10/6/18
TDs: _____ 2 vs. Wyoming 10/6/18
INTs: _____ 1 vs. Wyoming 10/6/18

SEASON PASSING TOTALS

	G	C-A-I	Yds	TD	Lg	Pct	YPP	YPG
2018	2	19-30-1	148	2	38	.633	4.9	74.0
TOTAL	2	19-30-1	148	2	38	.633	4.9	74.0

RUSHING

Attempts: _____ 12 vs. Wyoming 10/6/18
Yards: _____ 23 vs. Wyoming 10/6/18
Long: _____ 13 vs. Nevada 10/20/18
TDs: _____ None

SEASON RUSHING TOTALS

	G	Att	Yds	TD	Lg	YPC	YPG
2018	2	15	38	0	13	2.5	19.0
TOTAL	2	15	38	0	13	2.5	19.0

13 COLE MCDONALD (QB)

PASSING

Completions: _____ 34 at San Jose State, 9/29/18
Attempts: _____ 57 at San Jose State, 9/29/18
Yards: _____ 428 vs. Navy, 9/1/18
Long: _____ 80 at Army, 9/15/18
TDs: _____ 6 vs. Navy, 9/1/18
INTs: _____ 1, 3x, last at BYU, 10/13/18

CAREER PASSING TOTALS

	G	C-A-I	Yds	TD	Lg	Pct	YPP	YPG
2017	6	5-9-0	22	1	9	.556	2.4	3.7
2018	8	197-315-3	2607	29	80	.625	8.3	325.9
TOTAL	14	202-324-3	2629	30	80	.623	8.1	187.8

RUSHING

Attempts: _____ 13, 3x, last at BYU, 10/13/18
Yards: _____ 96 at Colorado State, 8/25/18
Long: _____ 58 at UCLA, 9/9/17
TDs: _____ 2 at Colorado State, 8/25/18

CAREER RUSHING TOTALS

	G	Att	Yds	TD	Lg	YPC	YPG
2017	6	16	138	1	58	8.6	23.0
2018	8	82	270	2	28	3.3	33.8
TOTAL	14	98	408	3	58	4.2	29.1

15 KOLNEY CASSEL (QB)

PASSING

Completions: _____ 1 vs. Navy, 9/1/18
Attempts: _____ 1 vs. Navy, 9/1/18
Yards: _____ 8 vs. Navy, 9/1/18
Long: _____ 8 vs. Navy, 9/1/18
TDs: _____ None
INTs: _____ None

SEASON PASSING TOTALS

	G	C-A-I	Yds	TD	Lg	Pct	YPP	YPG
2017	1	1-1-0	8	0	0	1.00	8.0	8.0

17 TRISTIN KAMAKA (WR)

RECEIVING

Receptions: _____ 1, 2x, last vs. Duquesne 9/22/18
Yards: _____ 8 vs. Duquesne 9/22/18
Long: _____ 8 vs. Duquesne 9/22/18
TDs: _____ None

SEASON RECEIVING TOTALS

	G	Rec	Yds	TD	Lg	RPG	YPC	YPG
2018	8	2	8	0	8	0.3	4.0	1.0

19 JOJO WARD (WR)

RECEIVING

Receptions: _____ 9 at San Jose State, 9/29/18
Yards: _____ 161 vs. Navy, 9/1/18
Long: _____ 75 vs. Navy, 9/1/18
TDs: _____ 2 vs. Navy, 9/1/18

SEASON RECEIVING TOTALS

	G	Rec	Yds	TD	Lg	RPG	YPC	YPG
2018	9	34	524	5	75	3.8	15.4	58.2

PUNT RETURN

Returns: _____ 1, 2x, last vs. Nevada 10/20/18
Yards: _____ 7 vs. Nevada 10/20/18
Long: _____ 7 vs. Nevada 10/20/18
TD: _____ None

21 FRED HOLLY III (RB)

RUSHING

Attempts: _____ 17, 2x, last vs. Rice, 9/8/18
Yards: _____ 100 vs. Rice, 9/8/18
Long: _____ 46 vs. Rice, 9/8/18
TDs: _____ 2 vs. Rice, 9/8/18

CAREER RUSHING TOTALS

	G	Att	Yds	TD	Lg	YPC	YPG
2017	2	9	27	0	9	3.0	13.5
2018	9	77	347	4	46	4.5	38.6
TOTAL	11	86	374	4	46	4.3	34.0

RECEIVING

Receptions: _____ 2 at Colorado State, 8/25/18
Yards: _____ 38 at Colorado State, 8/25/18
Long: _____ 23 at Colorado State, 8/25/18
TDs: _____ None

CAREER RECEIVING TOTALS

	G	Rec	Yds	TD	Lg	RPG	YPC	YPG
2017	2	0	0	0	0	0.0	0.0	0.0
2018	9	5	69	0	23	0.6	13.8	7.7
TOTAL	11	5	69	0	23	0.5	13.8	6.3

PLAYER GAME HIGHS/CAREER STATS

HAWAI'I VS. FRESNO STATE (OCT. 27)

26 MILES REED (RB)

RUSHING

Attempts: _____ 3 vs. Navy, 9/1/18
Yards: _____ 22 vs. Navy, 9/1/18
Long: _____ 14 vs. Navy, 9/1/18
TDs: _____ None

SEASON RUSHING TOTALS

	G	Att	Yds	TD	Lg	YPC	YPG
2018	6	10	60	0	14	6.0	10.0

28 ELIJAH DALE (RB)

RUSHING

Attempts: _____ 6 at San Jose State 9/29/18
Yards: _____ 36 vs. Duquesne, 9/22/18
Long: _____ 27 vs. Duquesne, 9/22/18
TDs: _____ None

SEASON RUSHING TOTALS

	G	Att	Yds	TD	Lg	YPC	YPG
2018	9	17	73	0	27	4.3	8.1

45 DAKOTA TORRES (WR)

RECEIVING

Receptions: _____ 4 vs. San Diego State, 10/10/15
Yards: _____ 35 vs. Boise St, 11/12/16
Long: _____ 21 vs. Boise St, 11/12/16
TDs: _____ 1, 5x, last 8 vs. Duquesne 9/22/18

CAREER RECEIVING TOTALS

	G	Rec	Yds	TD	Lg	RPG	YPC	YPG
2015	11	11	98	0	19	1.0	8.9	8.9
2016	14	10	74	2	21	0.7	7.4	5.3
2017	11	7	52	2	12	0.6	7.4	4.7
2018	9	1	1	1	1	0.1	1.0	0.1
TOTAL	45	29	225	5	21	0.6	7.8	5.0

82 JUSTICE AUGAFA (KR/PR)

KICKOFF RETURN

Returns: _____ 5 at BYU, 10/13/18
Yards: _____ 98 at San Jose State, 9/29/18
Long: _____ 45 at San Jose State, 9/29/18
TD: _____ None

PUNT RETURN

Returns: _____ 3, 2x, last vs. Wyoming 10/6/18
Yards: _____ 49 vs. Wyoming 10/6/18
Long: _____ 41 vs. Wyoming 10/6/18
TD: _____ None

85 MARCUS ARMSTRONG-BROWN (WR)

RECEIVING

Receptions: _____ 7 at San Jose State, 9/29/18
Yards: _____ 64 at San Jose State, 9/29/18
Long: _____ 26 at Colorado State, 8/25/18
TDs: _____ 1, 2x, last vs. Rice, 9/8/18

CAREER RECEIVING TOTALS

	G	Rec	Yds	TD	Lg	RPG	YPC	YPG
2017	11	24	184	1	17	2.2	7.7	16.7
2018	9	29	307	1	26	3.2	10.6	34.1
TOTAL	20	53	491	2	26	2.8	9.1	25.4

86 ERIC ROOKS (WR)

RECEIVING

Receptions: _____ 1 vs. Navy, 9/1/18
Yards: _____ 8 vs. Navy, 9/1/18
Long: _____ 8 vs. Navy, 9/1/18
TDs: _____ None

SEASON RECEIVING TOTALS

	G	Rec	Yds	TD	Lg	RPG	YPC	YPG
2018	1	1	8	0	8	0.5	8.0	4.0

89 JASON-MATTHEW SHARSH (WR)

RECEIVING

Receptions: _____ 1, 2x last vs. Navy, 9/1/18
Yards: _____ 12 at Colorado State, 8/25/18
Long: _____ 12 at Colorado State, 8/25/18
TDs: _____ None

SEASON RECEIVING TOTALS

	G	Rec	Yds	TD	Lg	RPG	YPC	YPG
2018	6	2	20	0	12	0.3	10.0	3.3

DEFENSE

4 ROJESTERMAN FARRIS II (DB)

Tackles: _____ 9, 2x, last at Nevada, 10/7/17
TFLs: _____ 0.5 vs. San José State, 10/14/17
INT: _____ 1, 3x, last at BYU, 10/13/18
Sacks: _____ None
PBU: _____ 3 vs. San Jose State, 10/14/17

CAREER DEFENSE TOTALS

	G	UA-A	TT	TFL	SK	PD	FF	FR	INT
2016	14	20-9	29	0.0	1.0	4	0	0	1
2017	11	27-16	43	0.5	0.0	5	0	0	1
2018	9	19-7	26	0.0	0.0	8	0	0	1
TOTAL	34	66-32	98	0.5	1.0	17	0	0	3

8 EUGENE FORD (DB)

Tackles: _____ 8 at Nevada, 10/7/17
TFLs: _____ 1.0 at Wyoming, 9/23/17
INT: _____ 1, 2x last at Colorado State, 8/25/18
Sacks: _____ None
PBU: _____ 1, 2x last at Colorado State, 8/25/18

CAREER DEFENSE TOTALS

	G	UA-A	TT	TFL	SK	PD	FF	FR	INT
2017	12	20-7	27	1.0	0.0	3	0	0	1
2018	9	14-6	20	0.0	0.0	2	0	0	1
TOTAL	20	34-13	47	1.0	0.0	5	0	0	2

11 JAY DOMINIQUE (DB)

Tackles: _____ 2, 4x, last vs. Nevada, 10/20/18
TFLs: _____ None
INT: _____ None
Sacks: _____ None
PBUs: _____ None

CAREER DEFENSE TOTALS

	G	UA-A	TT	TFL	SK	PD	FF	FR	INT
2017	7	2-2	4	0.0	0.0	0	0	0	0
2018	6	2-2	4	0.0	0.0	0	0	0	0
TOTAL	13	4-4	8	0.0	0.0	0	0	0	0

14 MANU HUDSON-RASMUSSEN (DB)

Tackles: _____ 7, 2x, last vs. WCU, 9/2/17
TFLs: _____ 1.0 vs. WCU, 9/2/17
INT: _____ None
Sacks: _____ None
PBU: _____ 1, 6x, last vs. Nevada 10/20/18

CAREER DEFENSE TOTALS

	G	UA-A	TT	TFL	SK	PD	FF	FR	INT
2017	11	14-7	21	1.0	0.0	4	0	0	0
2018	9	15-6	21	1.0	0.0	2	0	0	0
TOTAL	20	29-13	42	2.0	0.0	6	0	0	0

15 PAUL SCOTT (LB)

Tackles: _____ 4, 2x, last vs. Nevada, 10/20/18
TFLs: _____ None
INT: _____ None
Sacks: _____ None

SEASON DEFENSE TOTALS

	G	UA-A	TT	TFL	SK	PD	FF	FR	INT
2018	7	9-4	13	0.0	0	0	2	0	0

16 KALEN HICKS (DB)

Tackles: _____ 8, 3x, last at San Jose State 9/29/18
TFLs: _____ 1.0, 3x, last at San Jose State 9/29/18
INT: _____ None
Sacks: _____ 1.0, 2x, last at San Jose State 9/29/18
PBU: _____ 1, 2x, last vs. Nevada, 10/20/18

CAREER DEFENSE TOTALS

	G	UA-A	TT	TFL	SK	PD	FF	FR	INT
2016	3	0-1	1	0.5	0.0	0	0	0	0
2017	12	13-6	19	1.5	1.0	0	0	0	0
2018	9	38-13	51	2.0	1.0	2	0	0	0
TOTAL	24	51-20	71	4.0	2.0	2	0	0	0

20 ZACH WILSON (DB)

Tackles: _____ 4 at Army, 9/15/18
TFLs: _____ 1.0 vs. Duquesne 9/22/18
INT: _____ 1, 2x, last vs. Duquesne 9/22/18
Sacks: _____ None
PBU: _____ None

CAREER DEFENSE TOTALS

	G	UA-A	TT	TFL	SK	PD	FF	FR	INT
2016	9	1-1	2	0.0	0.0	0	0	0	0
2017	2	2-1	3	0.5	0.0	0	0	0	0
2018	8	7-8	15	1.0	0.0	2	0	0	2
TOTAL	18	10-10	20	1.5	0.0	2	0	0	2

22 IKEM OKEKE (DB)

Tackles: _____ 13 at Army 9/15/18
TFLs: _____ 1.0, 4x, last vs. Nevada 10/20/18
INT: _____ None
Sacks: _____ 1.0 vs. Middle Tennessee, 12/24/16
PBU: _____ None

CAREER DEFENSE TOTALS

	G	UA-A	TT	TFL	SK	PD	FF	FR	INT
2016	11	6-3	9	1.0	1.0	0	1	0	0
2017	12	2-4	6	0.0	0.0	0	0	0	0
2018	9	46-24	70	3.0	0.0	0	1	0	0
TOTAL	32	54-31	85	4.0	1.0	0	2	0	0

PLAYER GAME HIGHS/CAREER STATS

HAWAI'I VS. FRESNO STATE (OCT. 27)

25 MANASE TIME (LB)

Tackles: _____ 1, 2x, last vs. Rice, 9/8/18
TFLS: _____ None
INT: _____ None
Sacks: _____ None

SEASON DEFENSE TOTALS

	G	UA-A	TT	TFL	SK	PD	FF	FR	INT
2018	5	1-1	2	0.0	0.0	0	0	0	0

27 SOLOMON MATAUTIA (LB)

Tackles: _____ 15 at Utah State, 11/18/17
TFLS: _____ 2.0 at UNLV, 11/4/17
INT: _____ 1, 3x, last vs. Fresno State, 11/11/17
Sacks: _____ 1.0, 2x last vs. Wyoming 10/6/18
TD: _____ 1, 2x, last vs. BYU, 11/25/17

CAREER DEFENSE TOTALS

	G	UA-A	TT	TFL	SK	PD	FF	FR	INT
2016	13	11-11	22	3.5	0.0	0	0	0	0
2017	12	50-35	85	4.5	1.0	4	2	1	3
2018	8	35-28	63	3.0	1.0	2	2	0	0
TOTAL	33	96-74	170	11.0	2.0	6	4	1	3

29 DONOVAN DALTON (DB)

Tackles: _____ 2 at Colorado State, 8/25/18
TFLS: _____ None
INT: _____ None
Sacks: _____ None

SEASON DEFENSE TOTALS

	G	UA-A	TT	TFL	SK	PD	FF	FR	INT
2018	9	3-1	4	0.0	0	0	0	0	0

31 JAHLANI TAVAI (LB)

Tackles: _____ 15 at Army 9/15/18
TFLS: _____ 3.0, 3x, last at San Jose State, 9/29/18
INT: _____ 1, 2x, last vs. San Jose State, 10/14/17
Sacks: _____ 2.0, 3x, last at UMass, 8/26/17
PBU: _____ 2 vs. Rice, 9/8/18
QBH: _____ 2 vs. Fresno State, 11/11/17
Blk: _____ 1 at Army 9/15/18

CAREER DEFENSE TOTALS

	G	UA-A	TT	TFL	SK	PD	FF	FR	INT
2015	13	26-30	56	5.0	3.0	0	0	0	0
2016	14	86-43	129	19.5	7.0	3	2	2	1
2017	12	66-58	124	11.0	5.5	2	0	1	1
2018	8	42-40	82	5.5	2.0	2	1	0	0
TOTAL	47	220-171	391	41.0	17.5	7	3	3	2

34 RASHAAN FALEMALU (LB)

Tackles: _____ 2 vs. WCU, 9/2/17
TFLS: _____ 0.5, vs. WCU, 9/2/17
INT: _____ None
Sacks: _____ None
QBH: _____ None
Blk: _____ None

CAREER DEFENSE TOTALS

	G	UA-A	TT	TFL	SK	PD	FF	FR	INT
2016	7	0-0	0	0.0	0	0	0	0	0
2017	11	2-1	3	0.5	0	0	0	1	0
2018	6	1-0	1	0.0	0	0	0	0	0
TOTAL	24	3-1	4	0.5	0	0	0	1	0

33 PENEI PAVIHI (LB)

Tackles: _____ 10 vs. Wyoming 10/6/18
TFLS: _____ 1.0, 2x, last vs. Wyoming 10/6/18
Sacks: _____ 0.5 vs. Navy, 9/1/18
INT: _____ None

CAREER DEFENSE TOTALS

	G	UA-A	TT	TFL	SK	PD	FF	FR	INT
2017	12	4-1	5	0.0	0.0	0	0	0	0
2018	9	25-30	55	2.5	0.5	1	1	1	0
TOTAL	22	29-31	60	2.5	0.5	1	1	1	0

41 SCHEYENNE SANITOA (LB)

Tackles: _____ 6 vs. Duquesne, 9/22/18
TFLS: _____ 2.0 vs. Duquesne, 9/22/18
INT: _____ None
Sacks: _____ 1.0 vs. Duquesne, 9/22/18

CAREER DEFENSE TOTALS

	G	UA-A	TT	TFL	SK	PD	FF	FR	INT
2017	3	0-0	0	0.0	0	0	0	0	0
2018	7	10-8	18	2.0	1.0	2	0	0	0
TOTAL	10	10-8	18	2.0	1.0	2	0	0	0

43 TEVA ELDRIDGE (DL)

Tackles: _____ 5 at Arizona, 9/17/16
TFLS: _____ 0.5, 3x, last at UCLA, 9/9/17
INT: _____ None
Sacks: _____ 0.5, vs. WCU, 9/2/17
PBU: _____ 1 vs. Duquesne 9/22/18

CAREER DEFENSE TOTALS

	G	UA-A	TT	TFL	SK	PD	FF	FR	INT
2015	1	0-0	0	0.0	0.0	0	0	0	0
2016	11	11-4	15	0.5	0.0	0	0	0	0
2017	9	8-6	14	1.0	0.0	0	0	0	0
2018	9	4-9	13	0.0	0.0	1	0	0	0
TOTAL	30	23-19	42	1.5	0.0	1	0	0	0

48 DEREK THOMAS (DL)

Tackles: _____ 4 at Colorado State, 8/25/18
TFLS: _____ None
INT: _____ None
Sacks: _____ None

SEASON DEFENSE TOTALS

	G	UA-A	TT	TFL	SK	PD	FF	FR	INT
2018	9	5-4	9	0.0	0.0	0	0	0	0

49 MANLY WILLIAMS (DL)

Tackles: _____ 6 vs. Navy, 9/1/18
TFLS: _____ 2.0 vs. Navy, 9/1/18
Sacks: _____ 2.0 vs. Navy, 9/1/18
INT: _____ None

CAREER DEFENSE TOTALS

	G	UA-A	TT	TFL	SK	PD	FF	FR	INT
2016	2	0-0	0	0.0	0.0	0	0	0	0
2017	4	0-0	0	0.0	0.0	0	0	0	0
2018	6	6-9	15	2.0	0	0	0	0	0
TOTAL	12	6-9	15	2.0	0	0	0	0	0

53 KANA'I PICANCO (LB)

Tackles: _____ 5 at Army, 9/15/18
TFLS: _____ 1.0 vs. Duquesne 9/22/18
INT: _____ None
Sacks: _____ 1.0 vs. Duquesne 9/22/18

SEASON DEFENSE TOTALS

	G	UA-A	TT	TFL	SK	PD	FF	FR	INT
2018	9	6-7	13	1.0	1.0	0	0	0	0

54 BLESSMAN TA'ALA (DL)

Tackles: _____ 3, 3x, last vs. Wyoming 10/6/18
TFLS: _____ 1.0, 2x, last vs. Duquesne 9/22/18
INT: _____ None
Sacks: _____ None

SEASON DEFENSE TOTALS

	G	UA-A	TT	TFL	SK	PD	FF	FR	INT
2018	9	8-8	16	2.5	0	0	0	0	0

66 EPERONE MOANANU (DL)

Tackles: _____ 4 at Army 9/15/18
TFLS: _____ None
INT: _____ None
Sacks: _____ None
QBH: _____ None
Blk: _____ 1 at Nevada, 10/7/17

CAREER DEFENSE TOTALS

	G	UA-A	TT	TFL	SK	PD	FF	FR	HU
2015	13	2-2	4	0.0	0.0	0	0	0	0
2017	12	2-1	3	0.0	0.0	0	0	0	0
2018	9	2-6	8	0.0	0.0	0	0	0	0
TOTAL	34	6-9	15	0.0	1.0	0	0	0	0

69 AZIA SE'EI (DL)

Tackles: _____ 2 at Army, 9/15/18
TFLS: _____ None
INT: _____ None
Sacks: _____ None

SEASON DEFENSE TOTALS

	G	UA-A	TT	TFL	SK	PD	FF	FR	INT
2018	3	1-2	3	0.0	0.0	0	0	0	0

91 SAMIUELA AKOTEU (DL)

Tackles: _____ 8 at Air Force, 10/22/16
TFLS: _____ 2.0 vs. Rice, 9/8/18
INT: _____ None
Sacks: _____ 1.0, 3x, last vs. Nevada 10/20/18
QBH: _____ 1 vs. San José State, 10/14/17

CAREER DEFENSE TOTALS

	G	UA-A	TT	TFL	SK	PD	FF	FR	HU
2016	13	10-7	17	1.5	1.0	0	0	0	0
2017	11	12-14	26	1.0	0	0	0	0	0
2018	9	15-7	22	4.0	2.0	0	0	0	0
TOTAL	33	37-28	65	6.5	3.0	0	0	0	0

PLAYER GAME HIGHS/CAREER STATS

HAWAI'I VS. FRESNO STATE (OCT. 27)

92 MAXWELL HENDRIE (DL)

Tackles: _____ 4 vs. WCU, 9/2/17
TFLS: _____ 2.0 at BYU, 10/13/18
INT: _____ None
Sacks: _____ 2.0 at BYU, 10/13/18

CAREER DEFENSE TOTALS

	G	UA-A	TT	TFL	SK	PD	FF	FR	HU
2017	9	4-9	13	0.5	0.5	0	0	0	0
2018	8	2-0	2	2.0	2.0	0	0	0	0
TOTAL	17	6-9	15	2.5	2.5	0	0	0	0

95 KENDALL HUNE (DL)

Tackles: _____ 8 at Army 9/15/18
TFLS: _____ 1.0 at San Jose State 9/29/18
INT: _____ None
Sacks: _____ 1.0 at San Jose State 9/29/18

SEASON DEFENSE TOTALS

	G	UA-A	TT	TFL	SK	PD	FF	FR	INT
2018	9	9-13	22	1.0	1.0	1	0	0	0

96 KAIMANA PADELLO (DL)

Tackles: _____ 4 at San Jose State, 9/29/18
TFLS: _____ 3.5 at San Jose State, 9/29/18
Sacks: _____ 2.0, 3x, last vs. Wyoming 10/6/18
INT: _____ None
Blk: _____ 1 vs. UNLV, 10/15/16
QBH: _____ 2 vs. Wyoming 10/6/18

CAREER DEFENSE TOTALS

	G	UA-A	TT	TFL	SK	PD	FF	FR	INT
2016	14	3-0	3	2.0	1.0	0	0	0	0
2017	12	6-4	10	2.5	1.0	0	0	0	0
2018	9	12-6	18	11.0	7.0	0	1	0	0
TOTAL	35	21-10	31	15.5	9.0	0	1	0	0

99 ZENO CHOI (DL)

Tackles: _____ 6 at Army 9/15/18
TFLS: _____ 2.5, vs. WCU, 9/2/17
INT: _____ 1 vs. San Diego State, 10/28/17
Sacks: _____ 1.0 vs. Wyoming 10/6/18
QBH: _____ 2, 2x, last vs. Rice 9/8/18
PBU: _____ 1, vs. WCU, 9/2/17

CAREER DEFENSE TOTALS

	G	UA-A	TT	TFL	SK	PD	FF	FR	INT
2015	5	3-1	4	1.0	0.0	0	0	0	0
2016	13	12-6	18	2.0	0.0	0	0	0	0
2017	12	12-7	19	2.5	0.5	2	0	0	1
2018	9	8-16	24	3.5	1.5	0	0	1	0
TOTAL	39	35-30	65	9.0	2.0	2	0	1	1

SPECIAL TEAMS

36 BEN SCRUTON (DB/P)

Punts: _____ 1, 3x, last vs. Nevada 10/20/18
Punt Avg. (min. 3): _____
Long Punt: _____ 36 at Colorado State, 8/25/18
Inside 20: _____ None
Punt 50+ _____ None

SEASON PUNTING TOTALS

	G	ATT	YDS	AVG	LG	TB	FC	I20	50+
2018	7	3	104	34.7	36	0	2	0	0

46 ALEX TRIFONOVITCH (PK)

FGs Made: _____ 3 at UNLV, 11/4/17
FGs Att.: _____ 3 at UNLV, 11/4/17
Long: _____ 38 at UNLV, 11/4/17
XP Made: _____ 5, 2x, last vs. WCU, 9/2/17
XP Att.: _____ 6 vs. WCU, 9/2/17
Kickoffs: _____ 3 vs. UT Martin, 9/10/16
KO Touchbacks: _____ None

CAREER PLACEKICKING TOTALS

	G	FG-A	LG	XP-A	<29	30-39	40-49	50+
2016	1	-	-	-	-	-	-	-
2017	12	3-5	38	31-32	1-1	2-3	0-1	-
TOTAL	14	3-5	38	31-32	1-1	2-3	0-1	-

CAREER KICKOFF TOTALS

	G	KO	YDS	AVG	TB	OB
2016	1	3	160	53.3	0	0
2017	12	0	0	0.0	0	0
2018	1	1	51	51.0	0	0
TOTAL	14	3	160	53.3	0	0

52 MICHAEL BOYLE (PK)

Kickoffs: _____ 9 vs. Navy, 9/1/18
KO Touchbacks: _____ 4 vs. Navy, 9/1/18

SEASON KICKOFF TOTALS

	G	KO	YDS	AVG	TB	OB
2018	4	27	1513	56.0	8	0

94 RYAN MESKELL (PK)

FGs Made: _____ 3, 2x, last at San Jose State, 9/29/18
FGs Att.: _____ 5 at San Jose State 9/29/18
Long: _____ 39 vs. Wyoming 10/6/18
Kickoffs: _____ 7, 2x, last vs. WCU, 9/2/17
KO Touchbacks _____ 1, 2x, last at UNLV, 11/4/17

CAREER PLACEKICKING TOTALS

	G	FG-A	LG	XP-A	<29	30-39	40-49	50+
2017	12	1-4	29	-	1-1	0-1	0-1	0-1
2018	9	9-11	39	33-34	3-3	6-7	0-1	-
TOTAL	20	10-15	39	33-34	4-4	6-8	0-2	0-1

CAREER KICKOFF TOTALS

	G	KO	YDS	AVG	TB	OB
2017	12	50	2885	57.7	2	1
2018	9	26	1444	55.5	4	1
TOTAL	21	76	4329	57.0	6	2

99 STAN GAUDION (P)

Punts: _____ 8 vs. San Diego State, 10/28/17
Punt Avg. (min. 3): _____ 47.2 at Wyoming, 9/23/17
Long Punt: _____ 56 at Colorado State, 8/25/18
Inside 20: _____ 3, 2x, last vs. Wyoming 10/6/18
Punt 50+ _____ 2, 3x, last vs. Duquesne 9/22/18

CAREER PUNTING TOTALS

	G	ATT	YDS	AVG	LG	TB	FC	I20	50+
2017	12	58	2440	42.1	55	1	17	19	6
2018	9	30	1228	40.9	56	0	5	7	3
TOTAL	21	88	3668	41.7	56	1	22	26	9