



Sports Media Relations Office ▶ 1337 Lower Campus Road ▶ Honolulu, HI 96822 ▶ HawaiiAthletics.com

RAINBOW WARRIOR FOOTBALL NEWS

Football Contacts: Derek Inouchi ▶ inouchi@hawaii.edu ▶ 808-954-0234 (cell) & Neal Iwamoto ▶ niwamoto@hawaii.edu ▶ 808-375-6819 (cell)

GAME STORYLINES

▶ Fresno State has won the last five games in the series, however, three of those wins were by a touchdown or less. Prior to that, UH had won four of five, including wins in Fresno in 2006 (68-37) and 2008 (32-29).

▶ UH's 21 wins over Fresno State is most of any opponent in program history. FS is also UH's most played rival with 49 meetings between the teams dating back to 1938.

▶ A UH win would give the Warriors their most league wins in a single-season since joining the Mountain West in 2012 and their highest overall win total since 2010 (10).

▶ UH surrendered 50-plus points in its last two games (out-scored 107-16). The Warriors also allowed 50-plus points in back-to-back games to open the season, however, they rebounded to win its next game.

▶ Wideout Marcus Kemp needs 72 receiving yards for 1,000 on the season. He would become UH's first 1,000-yard receiver in the last five years (Royce Pollard, 2011) and would mark the 19th time a UH receiver surpassed the milestone.

▶ Both placekickers have made a combined 24 consecutive field goal attempts and all 55 PATs. UH's Rigoberto Sanchez has made all 11 of his FG attempts while FS kicker Kody Kroening has made 13 straight after missing his first attempt of the season.

▶ After averaging 36.0 points and 457.5 yards of total offense per game in its first four MW contests, UH is averaging 12.3 points and 290.7 yards of total offense per game in its last three league games.

UH-FRESNO STATE SERIES HISTORY

Series Information: 49th meeting

Overall Series Record: FS leads 26-21-1

in Honolulu: UH leads 14-13

in Fresno: FS leads 13-7-1

First Meeting: Nov. 18, 1938

Last Meeting: Nov. 14, 2015

Longest UH Win Streak: 6 (1973-92)

Longest FS Win Streak: 8 (1955-66)

Largest UH Win Margin: 49 (49-0, 1970)

Largest FS Win Margin: 56 (70-14, 2004)

Smallest UH Win Margin: 2 (47-45, 1992)

Smallest FS Win Margin: 1 (28-27, 1966)

Shutouts: UH 1 (1970); FS 3 (1941, '64, '96)

Overtimes: 1 (2008)

Last 10 Meetings

Date	Result	Site
11/14/15	L, 14-42	Honolulu
11/29/14	L, 21-28	Fresno
09/28/13	L, 37-42	Honolulu
11/03/12	L, 10-45	Fresno
11/19/11	L, 21-24	Honolulu
10/09/10	W, 49-27	Fresno
10/10/09	L, 17-42	Honolulu
10/04/08	W, 32-29 (ot)	Fresno
11/10/07	W, 37-30	Honolulu
10/14/06	W, 68-37	Fresno

GAME 12



AT



HAWAI'I
RAINBOW WARRIORS
(4-7, 3-4 MW)

FRESNO STATE
BULLDOGS
(1-9, 0-6 MW)

When: Saturday, Nov. 19, 2016

Time: 4:00 p.m. PT / 2:00 p.m. HT

Where: Fresno, Calif.

Stadium: Bulldog Stadium (41,031)

Television: Televised live locally and statewide on Oceanic Pay-Per-View (Digital Ch. 255 and HD Ch. 1255) and Hawaiian Telcom Pay-Per-View (Ch. 969) with Robert Kekaula (play-by-play) and Rich Miano (analyst).

Radio: ESPN 1420 AM will carry the game live with Bobby Curran (play-by-play) and John Veneri (analyst). Chris Hart and Gary Dickman host the "Countdown To Kickoff" beginning at 12:00 p.m. HT, and also the halftime show. Neighbor islands can listen live on KNUI on Maui, KHLO in Hilo, KKON in Kona, KTOH on Kaua'i, and KNWJ in Pago Pago, American Samoa.

Video Streaming: None

Audio Webcast: ESPN1420am.com

Live Stats: GoBulldogs.com

Series Information: 49th meeting. FS leads 26-21-1.

2016 HAWAI'I SCHEDULE

Date	Opponent (AP/Coaches)	Result/Time	TV	Series	Notes
Aug. 27	vs. California	L, 31-51	ESPN	Cal leads 3-2	A combined 1,112 yards of offense in clash Down Under
Sept. 3	at #7 Michigan	L, 3-63	ESPN	UM leads 3-0	UH out-scored 129-3 in last 3 meetings versus the Big Ten
Sept. 10	UT Martin	W, 41-36	PPV	UH leads 1-0	UH has won 14 straight vs FCS teams
Sept. 17	at Arizona	L, 28-47	Pac-12 Networks	UA leads 5-0	Arizona with TDs on first 3 possessions and rushes for 347 yds
Oct. 1	Nevada*	W, 38-17	PPV	NEV leads 12-9	UH with 344 rushing yards; led 38-3 after three quarters
Oct. 8	at San José State*	W, 34-17	PPV	Tied 19-19-1	UH wins for 7th time in last 8 visits to San José
Oct. 15	UNLV* (Homecoming)	L, 38-41	PPV	UH leads 15-11	Road team won for 1st time in 8 mtgs; teams combine for 31 4Q pts
Oct. 22	at Air Force *	W, 34-27 (2ot)	PPV	AFA leads 13-7-1	AFA miss GW 32-yd FG att.; Kemp with two OT TD receptions
Oct. 29	New Mexico*	L, 21-28	PPV	UH leads 14-10	4Q fumble recovery for TD give Lobos 7th straight win in series
Nov. 5	at San Diego State*	L, 0-55	CBSSN	SDSU leads 20-9-2	Aztecs return 2 INT for TD, UH held to season-low 215 yds of TO
Nov. 12	#22 Boise State*	L, 16-52	CBSSN	BSU leads 12-3	UH kicker Rigo Sanchez converts all 3 FG attempts
Nov. 19	at Fresno State*	4:00 p.m. PT	PPV	FS leads 26-21-1	Longest UH series at 49th meeting; FS has won last 5 meetings
Nov. 26	UMass (Senior Night)	6:00 p.m. HT	PPV	First Meeting	1st meeting; Minutemen 2nd most traveled team behind UH

BOLD CAPS = Home games played at Hawaiian Tel FCU Field at Aloha Stadium

All times local to site

* = Mountain West game

GENERAL NOTES

HAWAI'I AT FRESNO STATE (NOV. 19, 2016)

OPPONENT COMPARISON

HAWAI'I	OPPONENT	CATEGORY	FS	OPPONENT
284	434	Total Points	185	341
25.8	39.5	Points Per Game	18.5	34.1
211	261	First Downs	174	230
379	511	Rushing Attempts	347	530
1871	2838	Rushing Yards	1084	2712
4.9	5.6	Yards Per Rush	3.1	5.1
170.1	258.0	Rushing Yards Per Game	108.4	271.2
20	27	Rushing TDs	8	23
194-345-14	179-281-9	Pass Att.-Comp.-Int	186-363-13	124-214-3
2352	2301	Passing Yards	2300	1671
213.8	209.2	Passing Yards Per Game	230.0	167.1
16	22	Passing TDs	13	20
724	792	Total Offensive Plays	710	744
4223	5139	Total Offense	3384	4383
383.9	467.2	Total Offense Per Game	338.4	438.3
82/63.5	71/61.5	Penalty Yards/Game	67/57.5	55/52.3
18-9	10-4	Fumbles-Lost	11-4	12-3
9-10	14-281	Interceptions-Return Yds	3-0	13-164
18-131	17-142	Sacks By-Yards	10-67	26-163
29:07	30:53	TOP/Game	28:20	31:29

TOP PLAYERS

HAWAI'I	Att.	Yd.	Avg	TD
Rushing				
D. Saint Juste	120	691	5.8	2
Steven Lakalaka	94	504	4.2	10

HAWAI'I	C-A	Yds	TD	Int
Passing				
Dru Brown	147-244	1676	10	6

HAWAI'I	Rec.	Yds	Avg	TD
Receiving				
Marcus Kemp	57	928	16.3	6
John Ursua	40	461	11.5	3

HAWAI'I	Att.	Yds	Avg	LG
Punt Returns				
John Ursua	5	36	7.2	30

HAWAI'I	Att.	Yds	Avg	LG
Kick Returns				
Paul Harris	25	609	24.4	75

HAWAI'I	UT-AT	TT	TFL	SK
Tackles				
Jahlani Tavai	65-34	99	12.0	4
Trayvon Henderson	54-22	76	9.5	2

FRESNO STATE	Att.	Yd.	Avg	TD
Rushing				
Dontel James	181	606	3.3	4
Chason Virgil	77	122	1.6	2

FRESNO STATE	C-A	Yds	TD	Int
Passing				
Chason Virgil	166-322	2021	13	10

FRESNO STATE	Rec.	Yds	Avg	TD
Receiving				
KeeSean Johnson	62	682	11.0	6
Jamire Jordan	42	700	16.7	2

FRESNO STATE	Att.	Yds	Avg	LG
Punt Returns				
Tyquwan Glass	15	97	6.5	0

FRESNO STATE	Att.	Yds	Avg	LG
Kick Returns				
KeeSean Johnson	11	227	20.6	29

FRESNO STATE	UT-AT	TT	TFL	SK
Tackles				
Stratton Brown	43-47	90	3.5	0
Jeff Camilli	41-48	89	6.0	3

UNIV. OF HAWAI'I AT MĀNOA

Location: Honolulu, O'ahu
 Founded: 1907
 Enrollment: 20,000
 President: David Lassner
 Int. Chancellor: David Lassner
 Athletic Director: David A. K. Matlin
 First Year of Football: 1909

FRESNO STATE

Location: Fresno, Calif.
 Founded: 1911
 Enrollment: 24,136
 President: Joseph P. Castro
 Chancellor: Timothy P. White
 Athletic Director: Jim Bartko
 First Year of Football: 1921

ABOUT FRESNO STATE

► Fresno State was off last week and enters this week's match-up with a 1-9 overall record and 0-6 MW mark.

► The Bulldogs have lost their last eight games since a 31-3 victory over Sacramento State on September 10. During that losing streak, FS has lost three at home and five on the road.

► Wide receiver KeeSean Johnson is tied for the MW lead and 21st nationally with 6.2 receptions per game. The sophomore has 682 yards receiving and six touchdowns.

► Quarterback Chason Virgil has thrown for 2,021 yards on 166-of-322 passing with 13 touchdowns and 10 interceptions. Virgil is averaging 214.3 yards of total offense per game.














► After missing his first attempt of the season, placekicker Kody Kroening has made his last 13 field goal attempts (13-of-14) including 5-for-5 from 40-plus yards. The junior was named one of 20 semifinalists for the Lou Groza Award, given to the nation's top kicker.

► Linebacker Jeff Camilli is second in the MW and ranks 15th nationally, averaging 9.9 tackles per game. The senior also has 6.0 tackles for loss, 3.0 sacks, two pass breakups and one forced fumble on the year.

► Last week, Fresno State announced the hiring of Jeff Tedford as head coach beginning with the 2017 season. Interim coach Eric Kiesau will continue his duties for the remainder of the season.

► UH has played Fresno State more times (48) than any other opponent. The teams will play for the 25th consecutive season and 22nd time in Fresno.

2016 HAWAI'I OPPONENT COMPOSITE SCHEDULE/RESULTS

	HAWAI'I W, 51-31	SAN DIEGO ST. L, 40-45	TEXAS W, 50-43	ARIZONA ST. L, 41-51	UTAH W, 28-23	OREGON ST. L, 44-47 (OT)	BYE	OREGON W, 52-49 (OT)	USC L, 24-45	WASHINGTON L, 27-66	WASH. ST. L, 21-56	STANFORD	UCLA
	HAWAI'I W, 66-3	UCF W, 51-14	COLORADO W, 45-28	PENN ST. W, 49-10	WISCONSIN W, 14-7	RUTGERS W, 78-0	BYE	ILLINOIS W, 41-8	MICHIGAN ST. W, 32-23	MARYLAND W, 59-3	IOWA L, 13-14	INDIANA	OHIO ST.
	CINCINNATI L, 7-28	HAWAI'I L, 36-41	BACONE W, 84-6	TENN. TECH W, 44-23	TENNESSEE ST. L, 30-34	AUSTIN PEAY W, 45-31	MURRAY ST. W, 38-31	GEORGIA ST. L, 6-31	E. KENTUCKY W, 33-3	E. ILLINOIS W, 33-17	SE MISSOURI W, 24-10	J'VILLE ST.	BYE
	BYU L, 16-18	GRAMBLING ST. W, 31-21	HAWAI'I W, 47-28	WASHINGTON L, 28-35 (OT)	UCLA L, 24-45	UTAH L, 23-36	USC L, 14-48	BYE	STANFORD L, 10-34	WASH. ST. L, 7-69	COLORADO L, 24-49	OREGON ST.	ARIZONA ST.
	CAL POLY W, 30-27 (OT)	NOTRE DAME L, 10-39	BUFFALO W, 38-14	PURDUE L, 14-24	HAWAI'I L, 17-38	FRESNO ST. W, 27-22	SAN JOSE ST. L, 10-14	WYOMING L, 34-42	BYE	NEW MEXICO L, 26-35	SAN DIEGO ST. L, 16-46	UTAH ST.	UNLV
	TULSA L, 10-45	PORTLAND ST. W, 66-35	UTAH L, 17-34	IOWA ST. L, 10-44	NEW MEXICO L, 41-48	HAWAI'I L, 17-34	NEVADA W, 14-10	SAN DIEGO ST. L, 3-42	UNLV W, 30-24	BOISE ST. L, 31-45	BYE	AIR FORCE	FRESNO ST.
	JACKSON ST. W, 63-13	UCLA L, 21-42	C. MICHIGAN L, 21-44	IDAHO L, 30-33 (OT)	FRESNO ST. W, 45-20	SAN DIEGO ST. L, 7-26	HAWAI'I W, 41-38	COLORADO ST. L, 23-42	SAN JOSE ST. L, 24-30	BYE	WYOMING W, 69-66 (30T)	BOISE ST.	NEVADA
	ACU W, 37-21	GEORGIA ST. W, 48-14	BYE	UTAH ST. W, 27-20	NAVY W, 28-14	WYOMING L, 26-35	NEW MEXICO L, 40-45	HAWAI'I L, 27-34 (20T)	FRESNO ST. W, 31-21	ARMY W, 31-12	COLORADO ST. W, 49-46	SAN JOSE ST.	BOISE ST.
	S. DAKOTA W, 48-21	NM STATE L, 31-32	RUTGERS L, 28-37	BYE	SAN JOSE ST. W, 48-41	BOISE ST. L, 21-49	AIR FORCE W, 45-40	UL MONROE W, 59-17	HAWAI'I W, 28-21	NEVADA W, 35-26	UTAH ST. W, 24-21	COLRADO ST.	WYOMING
	N. HAMPSHIRE W, 31-0	CALIFORNIA W, 45-40	N. ILLINOIS W, 38-24	BYE	S. ALABAMA L, 24-42	UNLV W, 26-7	FRESNO ST. W, 17-3	SAN JOSE ST. W, 42-3	UTAH ST. W, 40-13	HAWAI'I W, 55-0	NEVADA W, 46-16	WYOMING	COLORADO ST.
	UL-LAFAYETTE W, 45-10	WASH. ST. W, 31-28	BYE	OREGON ST. W, 38-24	UTAH ST. W, 21-10	NEW MEXICO W, 49-21	COLORADO ST. W, 28-23	BYU W, 28-27	WYOMING L, 28-30	SAN JOSE ST. W, 45-31	HAWAI'I W, 52-16	UNLV	AIR FORCE
	NEBRASKA L, 10-43	SAC. ST. W, 31-3	TOLEDO L, 17-52	TULSA L, 41-48	UNLV L, 20-45	NEVADA L, 22-27	SAN DIEGO ST. L, 3-17	UTAH ST. L, 20-38	AIR FORCE L, 21-31	COLORADO ST. L, 0-37	BYE	HAWAI'I	SAN JOSE ST.
	FLORIDA L, 7-24	BOSTON COLL. L, 7-26	FIU W, 21-13	MISS ST. L, 35-47	TULANE L, 24-31	OLD DOMINION L, 16-36	LA. TECH L, 28-56	S. CAROLINA L, 28-34	WAGNER W, 34-10	TROY W, 52-31	BYE	BYU	HAWAI'I

THIS WEEK'S SCHEDULE

MONDAY	TUESDAY	WEDNESDAY	THURSDAY	FRIDAY	SATURDAY	SUNDAY
OFF	PRACTICE 7-9 am	PRACTICE 7-9 am	PRACTICE 7-9 am	CLOSED WALK-THROUGH	GAME AT FRESNO STATE	OFF
No media availability	Players/coaches available after practice	Players/coaches available after practice	No media availability	No media availability	4:00 P.M. PT 2:00 P.M. HT	No media

HAWAI'I-BSU POST GAME NOTES

SERIES INFORMATION

- Hawai'i and Boise State met for the 15th time and the ninth time in Honolulu. Boise State improved to 12-3 overall and 6-3 in Honolulu.
- Boise State has won the last six meetings by an average of 37.6 points. UH's last win came in 2007 (39-27) in Honolulu.
- UH dropped to 7-32 all-time in the Mountain West and 4-17 in conference home games.

STREAKS

- UH has lost three straight games, a season long streak. UH has also lost three straight home games (vs. UNLV, New Mexico, and Boise State).
- UH has dropped its last nine games versus Associated Press ranked teams and 13 of its last 14 dating back to 2008.
- Senior kicker Rigoberto Sanchez is a perfect 11-of-11 on field goals this year after converting field goals of 24, 32- and 34-yards.
- UH has turned the ball over at least once in each game this season and in 20 straight dating back to last season.
- UH has lost 29 of its last 30 games on national television dating back to 2011 with its only win during that stretch against Colorado on CBS Sports Network to open the 2015 season.
- UH allowed an opening drive touchdown by its opponent for the fourth straight game.
- Dejon Allen made his 35th straight start, the longest streak on the offensive side of the ball.

TEAM NOTES

- With the loss, UH will finish with a losing record in the regular-season for the sixth straight season.
- Boise State's 603 yards of total offense were the second most UH surrendered this year (630 vs. California).
- UH gave up 50+ points for the second straight game and fourth time this season. It's the most times UH has given up 50+ points in a season in the Division I era (3 in 1976)
- UH's 35-3 halftime deficit was its second largest at the break this year (35-0 at Michigan).
- Boise State had 11 explosive offensive plays (20 or more yards) from scrimmage, the most by a UH opponent this season.
- UH's 8.0 TFLs, was the third-highest total this season. Jahlani Tavai led the way with 2.0 TFLs including his team-high fourth sack of the year.

INDIVIDUAL NOTES

- Paul Harris rushed for a season-high 145 yards on 14 carriers for his first 100-yard rushing game this season and seventh of his career.
- John Ursua scored his third touchdown of the season with a 5-yard catch from Dru Brown in the fourth quarter. It ended a string of seven straight quarters without a TD for the Rainbow Warriors.
- Dru Brown rushed for season highs of 11 carries for 61 yards.
- Rigo Sanchez' three field goals were a single-game career high.

- Keelan Ewaliko started his first game of the season at wide receiver and second of his career, finishing with 3 catches for 15 yards. He also threw a pass, which was intercepted by Boise State's Chancellor James in the second quarter
- True freshman Keala Santiago made his first career start.

HAWAI'I IN THE MOUNTAIN WEST

Hawai'i holds a **7-32 (.179)** record in its fifth season in the Mountain West. UH's three MW wins this season is tied for the most in a single-season (3 in 2014). Hawai'i is 4-17 (.190) in MW home games and are 3-15 (.167) in road games.

OLD RIVALS

The Warriors and Bulldogs will meet for the 25th consecutive season and for the 49th time, the most by any UH opponent in school history. Although the Bulldogs have won the last five meetings, three were decided by a touchdown or less. In all, 17 matchups in the series have been decided by a touchdown or less.

These old foes first met in 1938 in Fresno with the Bulldogs pulling out the 15-13 victory. The teams have met every year since 1992 when FS joined the Western Athletic Conference (WAC). The home team has been the victor 14 times since 1992. UH won three straight years (2006-08), however the Bulldogs have won six of the last seven meetings since.

THE SLIDE CONTINUES

Following its loss to Boise State last week, UH is assured of its sixth consecutive non-winning regular season and seventh in the last eight seasons. The six straight losing seasons is a new school record. Hawai'i's last winning season occurred in 2010 (10-4), also its last bowl appearance (Hawai'i). Head coach Nick Rolovich served as the team's quarterbacks coach and offensive coordinator that year.

FREQUENT FLYERS

The Warriors will make its seventh and final road trip during a season that saw them play in four different time zones, including a trek out of the country to Sydney, Australia. At the conclusion of this trip, UH will have racked up 46,568 miles by air, enough to circle the globe twice. The "Road Warriors" will also log 766 miles by bus. Of course this type of travel is nothing new for the Rainbow Warriors who posted 40,125 air miles last year and was the only FBS team to play in five different time zones.

Destination	Opponent	RT Air Miles
Sydney	Cal	10,166
Detroit	Michigan	8,946
Phoenix	Arizona	5,834
San José	San José St.	4,834

Denver	Air Force	6,728
San Diego	San Diego St.	5,226
San Jose	Fresno St.	4,834
Total Miles		46,568

KEMP CRACKS THE TOP 10

With 89 yards receiving against New Mexico last month, senior wideout Marcus Kemp moved into the Top 10 of the program's all-time receiving list. Kemp currently has 2,398 yards and needs 78 yards for 1,000 yards on the season, which has occurred just 18 other times in school history. This season, he has 57 catches for 928 yards and six scores. He ranks fourth in the Mountain West and 30th nationally, averaging 84.4 yards per game while his 5.2 receptions per game average ranks fifth in the MW. Kemp was a mid-season addition to this year's Biletnikoff Award Watch List.

MR. TOUCHDOWN

Senior running back Steven Lakalaka has made a habit of scoring touchdowns this season, boasting a team-high 10 scores and reaching the endzone in eight of 11 games. The Honolulu native tied a school record (Alex Green, 2010) by rushing for a touchdown in seven straight games. With 1,700 career rushing yards, Lakalaka ranks 11th on the program's all-time rushing list and needs 80 yards in the final two games to surpass Bill Massey (1,779) to crack the Top 10. He has only one lost fumble in 441 career touches (414 rushing attempts, 27 receptions).

THE GOLDEN BOOT

Arguably one of the team's Most Valuable Players this season is multi-talented kicker Rigoberto Sanchez. One of just a handful of kickers nationally to handle all kicking duties, Sanchez is perfect on all 46 of his kicks this season — 11-of-11 in field goals and 35-of-35 in PATs. His career-long 55 yard field goal at Michigan, was one yard shy of the school record. His last nine kicks have been 40 yards or less.

As a punter, Sanchez has helped UH flip the field. His 44.5 per punt average ranks second in the MW and 11th nationally. He has 18 punts of over 50 yards and 16 inside the 20 yard line. The Hamilton City, Calif., native, was picked as the MW's Special Teams Player of the Week after converting two field goals and averaging 44.5 yards on six punts versus San José State.

RUNNING WITH THE 'BOWS

With just two regular season game remaining, UH is on pace to post its highest rushing total since 1995. The Warriors are averaging 170.1 yards per game and has 20 rushing touchdowns, its most since 2011 (22). UH has boasted three 100-yard rushers this season, including Paul Harris, who rushed for a season-high 145 yards (10.4 avg.) against Boise State last week.

UH OFFENSE IN THE 2016 MW/NCAA RANKINGS

Team	STAT	MW	NCAA
Scoring Offense	25.8	8	87
Passing Offense	213.8	8	89
Rushing Offense	170.1	8	72
Total Offense	383.9	8	86
Passing Efficiency	120.7	9	94
First Downs	211	8	64
3rd Down Conversions	36.6%	11	96
4th Down Conversions	50.0%	5	66
Sacks Against/Game	1.55	6	30
Time of Possession	29:06	7	75
Red Zone Offense	89.2%	6	33

Players in the Rankings

Individual	Player (Avg)	MW	NCAA
Completion %	D. Brown (60.2)	4	55
Pass Efficiency	D. Brown (126.6)	7	71
Pass Yds/Game	D. Brown (167.6)	6	85
Total Offense	D. Brown (193.3)	6	85
Rush Yds/Carry	D. Saint Juste (5.8)	7	47
Rush Yds/Game	D. Saint Juste (76.8)	8	70
Rushing TDs	S. Lakalaka (10)	5	32
Rec/Game	M. Kemp (5.2)	5	59
Rec Yds/Game	M. Kemp (84.4)	4	30
Rec TD	M. Kemp (6)	6	58

OFFENSIVE STAFF

Offensive Coordinator/RB: Brian Smith (Booth)

Offensive Line: Chris Naeole (Field)

Wide Receivers: Kefense Hynson (Booth)

Tight Ends: Mayur Chaudhari (Field)

Graduate Assistants: John Estes (OL-Booth), Mikahael Waters (WR-Field)

OTHERS TO WATCH

#4 STEVEN LAKALAKA, RB

5-10 | 210 | Sr. | Honolulu, O'ahu | Punahou School

- Bruising north-south runner has team-high 10 rushing TDs.
- Is third on the team in rushing yards (399).
- Scored in 8 of 11 games this season.
- Named to Polynesian College Football POY Watch List.
- Has rushed for 1,700 career yards and 16 TDs.

#11 IKAIIKA WOOLSEY, QB

6-1 | 215 | Sr. | Rodeo, Calif. | Salesian HS

- Started the team's first 4 games, completing 49% of his passes while averaging 161.0 ypg.
- Career-high 4 TD tosses, including 3 in the 2nd half to lift UH over UT Martin.
- Has started at least one game in each of his 4 seasons, including 12 starts as a sophomore in 2014 and the final 4 games of his junior campaign in 2015.
- Has thrown for 4,233 career yards, ranking No. 9 on the UH all-time list.

#50 DEJON ALLEN, LT

6-3 | 290 | Jr. | Compton, Calif. | Dominguez HS

- 2015 All-Mountain West honorable mention.
- Most consecutive starts (35) than anyone on the UH offense.
- Moved to starting left tackle this year.
- Started all 13 games last year - 12 at right guard and one at left guard.

Earlier this season against Nevada, UH ran for a season-high 344 yards on the ground, the third highest single-game total in the last two decades. Running back Diocemy Saint Juste became just the 10th player in school history to surpass the 200-yard mark finishing with 205 yards on 19 carries for a remarkable 10.8 yards per carry against the Wolf Pack.

BIG-PLAY 'BOWS

Prior to the last two games, UH's offense produced numerous explosive plays per game. Two weeks ago, the Warriors failed to generate a play of over 20 yards while last week, UH managed four rushing plays of over 20 yards. Still, this season UH has accumulated 54 explosive plays — 31 passing, 21 rushing, 2 special teams. Of those, 12 have gone for touchdowns, including the longest pass play from scrimmage — 63 yards from Ikaika Woolsey to Marcus Kemp vs. UT Martin, and the longest rush — 62 yards by Dru Brown against San José State. Kemp has been the biggest playmaker with 16 catches of 20 or more yards this season. See page 16 for the complete list of plays.

WHAT CAN BROWN DO FOR YOU?

Quarterback Dru Brown became the first UH quarterback to win his first two career starts since Tim Carey in 1997 with wins over Nevada and San José State. In seven games as UH's starter, Brown has thrown for 1,471 yards on 131-of-214 passing (61.2%) and 10 touchdowns. The Monte Sereno, Calif., native, had a streak of 118 consecutive attempts without an interception snapped with a first quarter interception against Air Force. However, in that game, Brown threw for a career-high 312 yards (21-of-37) and three scores in leading UH to a double-overtime win. Two of his TDs went to wideout Marcus Kemp in each overtime. Brown currently ranks seventh among MW

quarterbacks in passing efficiency (126.6) and fourth in completion percentage (60.2%).

A RESURGENT D

The defense has made huge strides in helping UH win three Mountain West games so far. In wins over Nevada, San José State, and Air Force, the UH D combined for 11 sacks and 27 tackles-for-loss. The UH secondary came up with three interceptions at SJSU, the highest total in four years, and six sacks, the highest total in five years. Against, Air Force, UH forced three turnovers — two fumbles and the game-winning interception by Jalen Rogers in the second overtime. Under defensive coordinator Kevin Lempa, UH is looking more and more like the play-making outfits that he ran during his first stint as DC in 2000-02.

TAVAI VIES FOR TOP HONORS

Linebacker Jahlani Tavai has anchored the Hawai'i defense this season and is slowly moving up the Mountain West charts in tackles and tackles for loss. The Redondo Beach, Calif., native is tied for fifth in the MW in tackles, averaging 9.0 per game and is fourth in TFL, averaging 1.09 per game. He is the league's leader in solo tackles (5.9) and is tied for the lead with 99 total tackles. His 12.0 tackles for loss is second.

Tavai has reached double figure tackles in six games, including a five-game stretch prior to last week's loss to Boise State. He totaled 14 tackles against UNLV and reached 13 twice against Cal and Air Force.

GOOD TO HAVE YOU BACK

After sitting out most of the 2015 season with a knee injury, ball-hawk Trayvon Henderson has returned to his safety position and making a mark on the defense. The Sacramento, Calif., native, recorded his seventh career interception and second of the season vs. New Mexico. Henderson

KEY OFFENSIVE PLAYERS

#19 | DRU BROWN | QB | 6-0 | 200 | So. | Monte Sereno, Calif. | College of San Mateo



- Started the past 7 games; averaging 210.1.3 ypg with 10 TDs during that span.
- Career-high 312 yards passing (21-37) and 3 TDs in road win at Air Force.
- Threw for 287 yards (24-33) and 2 TDs and rushed for 54 yards (9.0 avg.) and 1 TD in road win at San Jose State.
- In 1st career start, was 15-of-18 for 222 yards, 2 TDs vs. Nevada.
- Appeared off the bench in 3 games; playing entire 2nd half at Michigan and Arizona.
- Led UH to TDs in 3 of 4 drives at Arizona; finished w/144 yds passing, 33 rushing.

#22 | DIOCEMY SAINT JUSTE | RB | 5-8 | 195 | Jr. | Boynton Beach, Fla. | Santaluces HS



- Missed last 2 games due to shoulder injury.
- Leads team with 691 yards (5.8 ypc) with 2 rushing TDs.
- Career-high 205 yards rushing (19 carries, 10.8 ypc) vs. Nevada.
- Ranks 8th in the MW averaging 76.8 yards per game.
- Team-high 118 rushing yards and 1 TD (53-yard run) vs. Cal.
- Played in all 12 games in 2013 and 13 games in '14. Redshirted in '15 (hamstring).
- Has three career 100-yard rushing games (2 in 2016).

#14 | MARCUS KEMP | WR | 6-4 | 200 | Sr. | Layton, Utah | Layton HS



- Selected to Biletnikoff Award Watch List.
- Team-high 57 catches for 928 yards (16.3 ypc) and 6 TDs.
- Ranks 4th in the MW and 30th nationally, averaging 84.4 yards per game.
- Career-high 151 yards on six catches with two TDs in overtime in win over Air Force.
- Career-high 3 TDs, including 63-yd game-winner in the 4th quarter versus UT Martin.
- 10 catches of 30+ yards this season and nine career games 100 yards games.
- Ranks 10th all-time on the UH career receiving charts (2,398 yards).

UH DEFENSE IN THE 2016 MW/NCAA RANKINGS

Team	STAT	MW	NCAA
Scoring Defense	39.5	12	121
Passing Defense	209.2	7	40
Rushing Defense	258.0	10	125
Total Defense	462.7	12	114
Passing Efficiency Defense	151.9	12	122
Turnover Margin	-0.91	11	121
Opp. First Downs	261	12	124
Opp. 3rd Down Conversions	50.3%	10	123
Opp. 4th Down Conversions	50.0%	6	54
Sacks	1.64	10	97
Red Zone Defense	85.7%	4	75

Players in the Rankings

Individual	Player (stat)	MW	NCAA
Tackles/Gm	J. Tavai (9.0)	5	31
Solo Tkls/Gm	J. Tavai (5.9)	1	10

DEFENSIVE STAFF

Defensive Coordinator: Kevin Lempa (Field)

Secondary: Abe Elimimian (Booth)

Linebackers: Sean Duggan (Booth)

Defensive Line: Legi Suiaunua (Field)

Graduate Assistants: Makana Garrigan (LB-Field), Marc Moody (DL-Booth)

OTHERS TO WATCH

#2 JERROL GARCIA-WILLIAMS, LB

6-2 | 230 | Sr. | Las Vegas, Nev. | Palo Verde HS

- ▶ Missed 4 games due to injury.
- ▶ Four tackles in return to action vs. New Mexico.
- ▶ 17 tackles and 2.0 TFL in 6 games played.
- ▶ Fifth-year senior has appeared in 42 career games with 25 starts.
- ▶ Ranked 4th in the MW and 39th nationally with 8.9 tackles per game in 2015.
- ▶ Finished 2nd on the team with 89 TKL despite missing final 3 games due to injury.

#38 MALACHI MAGEO, LB

6-2 | 210 | So. | Carson, Calif. | Serra HS

- ▶ Has started 10 games at outside linebacker.
- ▶ Missed only start of the year at Michigan.
- ▶ 4th on the team with 62 tackles (36 solo, 26 ast.), including 6.5 TFL, 2.0 sack, and 1 PBU.
- ▶ Had 6 tackles, 2 TFL, 1 sack, and 1 FF at San Diego State.
- ▶ Career-high 14 tackles and 1.5 TFL at Air Force.

#19 JALEN ROGERS, DB

6-1 | 200 | Sr. | East Tucson, Ariz. | Mesa CC

- ▶ Senior cornerback 54 tackles, 6 TFL, 3 PBU.
- ▶ Has 3 interceptions, including game-sealing INT in OT vs. Air Force.
- ▶ Also sealed win over UTM with interception on Skyhawks last possession of the game.
- ▶ Also had 7 tackles and 1 TFL versus UTM.

currently ranks second on the team with 76 tackles (54 solo, 22 assisted). He also has 9.5 tackles for loss - including a career-high 3.0 at San Diego State - 2.0 sacks, one interception and five pass breakups. He began the year with 12 tackles versus Cal and had nine against Arizona and posted a career-high three PBUs against UNLV.

WOOLSEY PASSES ROLO

With his 15-yard touchdown pass to John Ursua in the first quarter at Arizona, Ikaika Woolsey moved past his coach Nick Rolovich for ninth all-time on the UH passing yardage list. He finished the game with 117 yards passing and now has 4,233 career passing yards.

Top 10 UH Passers (Yardage)

Rk.	Player	Years	Yards
1.	Timmy Chang	2000-04	17,072
2.	Colt Brennan	2005-07	14,193
3.	Bryant Moniz	2009-11	10,169
4.	Dan Robinson	1997-99	6,038
5.	Garrett Gabriel	1987-90	5,631
6.	Raphel Cherry	1981-84	5,046
7.	Sean Schroeder	2012-13	4,838
8.	Gregg Tipton	1985-86	4,775
9.	Ikaika Woolsey (2012-)		4,233
10.	Nick Rolovich	2000-01	4,176

KEEPING THE LIDS

After debuting white helmets in the final home game of last season, a win over UL Monroe, UH will use the white lids as the team's primary helmets for both home and away games. This year's helmets include the decal "KMT" in honor of late U.S. Congressman K. Mark Takai, a former UH swimmer and ardent supporter of the University of Hawai'i, who passed away this past summer after a year-long battle with cancer.

DIVERSITY U

Hawai'i is among the most diverse, if not the most

diverse football squads in the country. UH has players from 15 different states, encompassing the Hawaiian, Pacific, Mountain, Central and Eastern time zones. More than half of the team hails from Hawai'i (42) and California (31). The Rainbow Warriors also boast six players from American Samoa, three from Australia and one from Japan.

RECORD-BREAKING ATTENDANCE

With 110,222 fans in attendance at Michigan on Sept. 3, UH played before its largest crowd in school history. It eclipsed the 107,145 fans for UH's game at top-ranked Ohio State last year. Three of the top six road crowds in school history have occurred in the past two seasons—all at Big Ten venues. In addition to Michigan and Ohio State, more than 80,000 fans watched UH at Wisconsin last year.

Largest UH Road Crowds

Opponent	Date	Attendance
Michigan	09/03/16	110,222
Ohio State	09/03/15	107,145
USC	09/01/12	93,607
Alabama	09/02/06	92,138
Florida	08/30/08	90,575
Wisconsin	09/26/15	80,829

GOOD WORK MAKANI

Senior defensive lineman Makani Kema-Kaleiwahea was among a select group of 24 college football players - 12 in FBS - named to the 2016 Allstate AFCA Good Works Team, one of the most coveted off-the-field honors in college football. He is also among a group of select nominees for the Capital One Orange Bowl-FWAA Courage Award. Kema-Kaleiwahea's story is one of strength, courage, and perseverance. He and his wife Brianna were among the honorees for the 2016 Casey Excellence for Children Awards. Kema-Kaleiwahea grew up on O'ahu in an adoptive family of six children, including his brother, a female cousin and three other boys. To remove the

KEY DEFENSIVE PLAYERS

#39 | TRAYVON HENDERSON | DB | 6-0 | 200 | Jr. | Sacramento, Calif. | Grant Union HS



- ▶ Team's second leading tackler with 76 (54 solo, 22 assisted).
- ▶ Also has 9.5 TFL, 2.0 sacks, 2 INT and 5 PBU.
- ▶ Posted 8 tackles, including career-high 3.0 for loss at San Diego State.
- ▶ Career-high 3 PBU vs. UNLV.
- ▶ Tallied a career-high 12 tackles in season opener vs. Cal.
- ▶ Team-high 10 tackles, including 1 TFL vs. Boise State.
- ▶ Has appeared in 34 career games with 23 starts at safety.

#31 | JAHLANI TAVAI | LB | 6-4 | 235 | So. | Redondo Beach, Calif. | Mira Costa HS



- ▶ MLB has team-highs of 99 tackles, 12 TFLs and 4 sacks on the year.
- ▶ Career-high 14 tackles, including 1.5 TFL vs. UNLV.
- ▶ Tallied 10 tackles, 3.0 TFL, 2.0 sacks in win over San Jose State.
- ▶ 13 tackles, 2.5 TFL, and 1 FF in OT win at Air Force en route to MW POW honors.
- ▶ 6 tackles, 1 interception and 1 fumble recovery in win over UT Martin.
- ▶ 13 tackles with 1 TFL in opener vs. Cal.
- ▶ Selected to the Polynesian College Football Player of the Year watch list

#5 | MAKANI KEMA-KALEIWAHEA | DL | 6-3 | 240 | Sr. | Honolulu, O'ahu | Arizona



- ▶ Top tackler on the D-Line with 35 tackles, along with 2.0 sacks.
- ▶ Has at least 5 tackles in 4 games.
- ▶ 5 tackles and a sack in season opener vs. Cal.
- ▶ Made the move to full-time DE from LB in UH's 4-3 scheme this season.
- ▶ Had 23 tackles and 2.5 sacks as a reserve OLB and rush end in 2015.
- ▶ Transferred to UH in 2015 after two seasons at the University of Arizona.

UH SPECIAL TEAMS IN THE 2016 MW/NCAA RANKINGS

Team	STAT	MW	NCAA
Kickoff Return Average	22.1	5	44
Kickoff Return Def.	19.0	2	38
Punt Return Average	7.2	5	72
Punt Return Def.	11.1	9	102
Net Punting	38.4	5	41

Players in the Rankings

Individual	Player (Avg)	MW	NCAA
Punting	R. Sanchez (44.9)	2	11
Kick Return Avg.	P. Harris (24.4)	3	31
FG/Gm	R. Sanchez (1.0)	7	65
FG Pct.	R. Sanchez (100%)	1	1

SPECIAL TEAMS STAFF

Coordinator: Mayur Chaudhari (Field)

OTHERS TO WATCH

#12 KEELAN EWALIKO, KOR

5-11 | 200 | Jr. | Wailuku, Maui | Baldwin HS

► Has returned 14 kickoffs for an average of 20.6 yards with a long of 32 vs. UTM.

► Teams' primary kick returner the previous two seasons.

► Totaled 22 kick returns for 578 yards and 26.3 yards-per-return in 2015.

► Ranked in the top 5 in the Mountain West in return average before being sidelined for the final two games.

► Scored on a 98-yard return versus Air Force last year, his first career KOR for TD.

► Has 8 career returns of at least 30 yards.

#62 BRODIE NAKAMA, SS

5-9 | 225 | Sr. | Santa Clara, Calif | St. Francis HS

► Team's short snapper for PATs and field goals since freshman season.

► Has not recorded a bad snap during his career.

► Former walk-on; earned scholarship in 2016 fall camp.

► Backup long snapper.

► Father Dave is a Honolulu native and former head baseball coach at San José State University.

#41 NOAH BORDEN, LS

6-1 | 215 | So. | Pearl City, O'ahu | Kamehameha Schools

► Team's starter at long snapper and is the backup short snapper.

► 22 straight starts since last year.

► Older brother Kawika was a three-year member of the UH team.

► Served a two-year church mission to Las Vegas, Nev., before joining UH football team.

children from an abusive environment, the couple created a home for the children in Arizona and made sacrifices to become their caregivers so they would not be separated in the child welfare system – this despite the time commitment assumed by Makani as a full-time student playing collegiate football. Permanent homes were found for three of the children, while Makani and Brianna have since officially adopted two of the boys, Luke and Kaimana Kaleiwahea, since returning to Hawai'i.

VIRAL WARRIORS

Before playing a single down of football in 2016, UH was featured on the SportsCenter Top Plays list four times since this spring. The Rainbow Warriors did it through a variety of viral videos including the "April Fools Massacre," "Big Man Punt Return," "Caddyshack Pool Party" and the "UH Penalty Kick Challenge" The videos can be viewed on Twitter @HawaiiFootball, HawaiiAthletics.com and Instagram @Rolovich.

LIVE ALOHA, PLAY WARRIOR

Since his hiring late last year, head coach Nick Rolovich has spread a culture of "Live Aloha, Play Warrior." Community outreach and team building have been integral to the program. UH trained with the U.S. Army's 25th Infantry 'Tropic Lightning' Division, helped island residents load up groceries and supplies ahead of Tropical Storm Darby, welcomed young fans to the UH Lower Campus to play Pokémon GO and hosted a Ladies Clinic that benefited the Domestic Violence Action Center.

LEADERSHIP COUNCIL

Nine players have been selected to the team's leadership council. They include Marcus Kemp (WR), Leo Koloamatangi (OL), Steven Lakalaka (RB), Ikaika Woolsey (QB), Makani Kema-Kaleiwahea (DL), Malachi Mageo (LB), Damien Packer (DB), Kory Rasmussen (DL) and Rigo

Sanchez (P/PK). Eight of the nine players are seniors with the lone exception sophomore Mageo.

OFFENSIVE FUN FACTS

► Ikaika Woolsey's grandfather, William "Bill" Tripp Woolsey, was a member of the 1952 Olympic 800-meter relay swim team that won the gold medal and set a new Olympic record

► Asotui Eli was born in Canada and graduated from high school at Kealahou on the Big Island of Hawai'i, but was raised in Samoa where his father Vaeluaga was a tribal chief.

► John Ursua is fluent in French after serving a two-year mission in Paris. He is one of four offensive players who've completed Mormon missions which also includes Dylan Collie (Richmond, Va.), Beau Reilly (São Paulo, Brazil) and Aaron Zwahlen (Baltimore, Md.).

DEFENSIVE FUN FACTS

► Jahlani Tavai was an All-American honors rugby player in high school and earned a spot on the U18 U.S. National Team.

► In a recent survey, Jeremy McClam is the second oldest player in FBS at age 28. Western Michigan's Derrick Mitchell (29) is the oldest.

SPECIAL TEAMS FUN FACTS

► Junior kick returner Keelan Ewaliko is a former high school rodeo champion, who rode his first bull at the age of 11

► It's all in the family for starting long snapper Noah Borden whose older brother Kawika was a three-year member of UH football team (2011-13) and whose younger brother Kamuela was member of the 2015 UH signing class. Noah joined the team in 2015 after serving a two-year church mission in Las Vegas, Nev.

KEY SPECIAL TEAMS PLAYERS

#1 | RIGOBERTO SANCHEZ | PK/P | 6-1 | 190 | Sr. | Hamilton City, Calif | Butte College



- Handles all four kicking duties (PK, P, KO, PAT).
- Perfect on all 11 of his field goal attempts this year, including a career-high 55-yarder at Michigan, one-yard shy of the school record.
- 35-of-35 in PATs and has made at least 1 FG in 7 of 11 games.
- Averaging 44.5 yards per punt, including 18 punts of 50+ yards.
- Ranks 2nd in the MW and 11th nationally in punting average
- 2015 All-MW honorable mention and UH Special Teams Player of the Year.

#6 | PAUL HARRIS | KOR | 5-11 | 190 | Sr. | Columbus, Ohio | Ventura College



- Team-leader with 25 kickoff returns for an average of 24.4 yards, which ranks 3rd in the MW and 31st nationally.
- Season-long 75 yard return vs. UNLV, in a game which he tallied 254 all-purpose yards.
- Team's 2nd leading rusher (504 yards), averaging 7.3 yards per carry and 2 TDs.
- Rushed for 1,132 yards last season and named to preseason list of Doak Walker Award.
- Named All-America as a kick returner by the JC Athletic Bureau and the California Community College Football Coaches Association while at Ventura College.

#45 | JOHN URSUA | PR | 5-10 | 165 | Fr. | Kailua-Kona, Hawai'i | Cedar City HS



- Team's starting punt returner and has started all 11 games at slot receiver.
- 5 returns for 36 yards, including a long of 30 yards vs. New Mexico.
- 2nd on the team with 40 catches for 461 yards (11.5 ypc) and 3 TDs.
- Redshirted in 2015 and the earned the team's offensive Scout Team Award.
- Earned all-state honors as a dual-threat quarterback in Utah.
- Played freshman season of HS in Hawai'i before moving to Utah.
- Served two-year church mission in Paris, France.

2016 MW STANDINGS

MOUNTAIN Division (Coaches/AP)	MW	Pct	Home	Away	Overall	Pct	Home	Away	Neut	Streak
Boise State	5-1	.833	3-0	2-1	9-1	.900	5-0	4-1	0-0	W2
Wyoming	5-1	.833	3-0	2-1	7-3	.700	5-0	2-3	0-0	L1
New Mexico	5-1	.833	2-1	2-0	7-3	.700	4-1	2-2	1-0	W5
Air Force	3-3	.500	1-1	2-2	7-3	.700	4-1	3-1	0-1	W3
Colorado State	3-3	.500	2-1	1-2	5-5	.500	4-1	1-3	0-1	L1
Utah State	1-6	.143	1-3	0-3	3-7	.300	3-3	0-4	0-0	L3
WEST Division (Coaches/AP)	MW	Pct	Home	Away	Overall	Pct	Home	Away	Neut	Streak
San Diego State	6-0	1.000	3-0	3-0	9-1	.900	5-0	4-1	0-0	W6
UNLV	3-3	.500	2-1	1-2	4-6	.400	3-2	1-4	0-0	W1
Hawai'i	3-4	.429	1-3	2-1	4-7	.364	2-3	2-3	0-1	L3
San José State	2-4	.333	2-1	0-3	3-7	.300	3-2	0-5	0-0	L1
Nevada	1-5	.167	1-2	0-3	3-7	.300	3-2	0-5	0-0	L4
Fresno State	0-6	.000	0-2	0-4	1-9	.100	1-3	0-6	0-0	L8

2016 MW PREDICTED ORDER

West Rank (1st Place Votes) Points

1.	San Diego State (29)	174
2.	Nevada	129
3.	San Jose State	122
4.	Fresno State	76
5.	UNLV	73
6.	Hawai'i	35

Mountain Rank (1st Place Votes) Points

1.	Boise State (27)	172
2.	Air Force (2)	126
3.	Utah State	111
4.	Colorado State	95
5.	New Mexico	74
6.	Wyoming	31

NATIONAL POLLS

ASSOCIATED PRESS

(Nov. 13)

AMWAY COACHES

(Nov. 13)

Rk	Team (1st place)	Rk	Team (1st place)
1	Alabama (61)	1	Alabama (63)
2	Ohio State	2	Ohio State
3	Louisville	3	Louisville
4	Michigan	4	Michigan
5	Clemson	5	Clemson
6	Wisconsin	6	Wisconsin
7	Washington	7	Washington
8	Oklahoma	8	Oklahoma
9	Penn State	9	West Virginia
10	West Virginia	10	Penn State
11	Utah	11	Utah
12	Colorado	12	Colorado
13	Oklahoma State	13	Oklahoma State
14	Western Michigan	14	LSU
15	USC	15	Florida State
16	LSU	16	Auburn
17	Florida State	17	Nebraska
18	Auburn	18	Florida
19	Nebraska	19	USC
20	Washington State	20	Washington State
21	Florida	21	Western Michigan
22	Boise State	22	Texas A&M
23	Texas A&M	23	Boise State
24	San Diego State	24	North Carolina
25	Troy	25	San Diego State

bold = 2016 opponent

PRESEASON ALL-MOUNTAIN WEST

Preseason Off. Player of the Year: Donnel Pumphrey, RB, S. D. State

Preseason Def. Player of the Year: Damontae Kazee, DB, S.D. State

Preseason ST Player of the Year: Rashad Penny, KR, S.D. State

Offense

QB	Brett Rypien, Boise State
WR	Thomas Sperbeck, Boise State
WR	Devonte Boyd, UNLV
RB	Donnel Pumphrey, San Diego State
RB	Brian Hill, Wyoming
OL	Fred Zerbis, Colorado State
OL	Nico Siragusa, San Diego State
OL	Jake Simonich, Utah State
OL	Austin Stephens, Utah State
OL	Chase Roullier, Wyoming
TE	Billy Freeman, San Jose State



Defense

DL	Nik D'Avanzo, New Mexico
DL	Alex Barrett, San Diego State
DL	Travis Seefeldt, Utah State
DL	Ricky Ali'ifu, Utah State
LB	Christian Tago, San Jose State
LB	Calvin Munson, San Diego State
LB	Dakota Cox, New Mexico
DB	Weston Steelhammer, Air Force
DB	Damontae Kazee, San Diego State
DB	Dameon Barber, Nevada
DB	Andrew Wingard, Wyoming

Specialists

P	Hayden Hunt, Colorado State; Michael Carrizosa, San Jose St
PK	Tyler Rausa, Boise State
Ret.	Rashad Penny, San Diego State

2016 RAINBOW WARRIOR HONORS

Biletnikoff Award Watch List: Marcus Kemp, WR, Sr.

Doak Walker Award Watch List: Paul Harris, RB, Sr.

Rimington Award Watch List: Asotui Eli, OL, So.

Wuerffel Trophy Watch List: Leo Koloamatangi, OL, Sr.

Polynesian College Football Player of the Year:

Asotui Eli, OL, So.
 Steven Lakalaka, RB, Sr.
 Jahlani Tavai, LB, So.

THIS WEEK'S GAMES

Friday, November 18

UNLV at Boise State

Saturday, November 19

Utah State at Nevada
 San Diego State at Wyoming
 Hawai'i at Fresno State
 Air Force at San José State
 New Mexico at Colorado State

LAST WEEK'S GAMES

Saturday, November 12

UNLV 69, Wyoming 66 (3ot)
 Boise State 52, Hawai'i 16
 San Diego State 46, Nevada 16
 Air Force 49, Colorado State 46
 New Mexico 24, Utah State 21

PLAYERS OF THE WEEK

Offense

S 5	Josh Allen, QB, Wyoming
S 12	Donnel Pumphrey, RB, SDSU
S 19	Donnel Pumphrey, RB, SDSU
S 26	Jeremy McNichols, RB, Boise St
O 3	Jeremy McNichols, RB, Boise St
O 10	Brett Rypien, QB, Boise St
O 17	Jeremy McNichols, RB, Boise St
O 24	Brian Hill, RB, Wyoming
O 31	Jacob Hollister, TE, Wyoming
N 7	Josh Allen, WR, Wyoming
N 14	Kurt Palendech, QB, UNLV
N 21	
N 28	

Defense

S 5	Dakota Cox, LB, New Mexico
S 12	Tyler Horton, CB, Boise State
S 19	Brock Carmen, Utah State
S 26	Haji Dunn, Air Force
O 3	Andrew Wingard, FS, Wyoming
O 10	Kevin Davis, LB, Colorado St
O 17	Tau Lotulelei, LB, UNLV
O 24	Jahlani Tavai, LB, Hawai'i
O 31	Chase Appleby, NT, Wyoming
N 7	Logan Wilson, LB, Wyoming
N 14	Torry McTyer, DB, UNLV
N 21	
N 28	

Special Teams

S 5	Jason Sanders, PK, New Mexico
S 12	Rashaad Penny, KR, SDSU
S 19	Tanner Blain, P, SDSU
S 26	Sean Wale, Boise State
O 3	Steve Brosy, P, Air Force
O 10	Rigoberto Sanchez, P/PK, UH
O 17	Elijah Lilly, KR, New Mexico
O 24	David Moa, Boise State
O 31	John Baron, PK, San Diego St
N 7	Corey Bojorquez, P, New Mexico
N 14	Jason Sanders, PK, New Mexico
N 21	
N 28	

**NICK ROLOVICH***Head Coach**1st Season**Overall Record: 4-7**MW Record: 3-4*

@NickRolovich

Nick Rolovich is the 23rd head coach for the Rainbow Warrior program.

At 37, he is the eighth-youngest head coach in NCAA Division I FBS and the youngest to lead the Rainbow Warriors since Dick Tomey in 1977.

Regarded as one of the top offensive minds in the country, Rolovich has proven an accomplished play-caller in operating the Run and Shoot, as well as the Pistol offense. The former UH offensive coordinator and record-setting quarterback returns to Mānoa from Nevada, where he aided the Wolf Pack to bowl eligibility in three of the past four seasons as offensive coordinator and quarterbacks coach.

Under Rolovich's guidance at Nevada, quarterback Cody Fajardo made NCAA history in 2014, reaching 9,000 yards passing and 3,000 yards rushing in a career—only the second player in NCAA history, following fellow Wolf Pack signal caller Colin Kaepernick, to reach that mark. In addition, he tutored Bryant Moniz to 10,169 career passing yards during his tenure at Hawai'i.

Since joining the Nevada staff in 2012, Rolovich's Wolf Pack offense has ranked as high as eighth nationally (2012) in total offense, generating 2,786 yards passing with Fajardo at quarterback, while boasting a seventh-ranked rushing attack paced by Stephon Jefferson's 1,883 yards.

During his time in Reno, the Wolf Pack made three bowls: the 2012 Gildan New Mexico Bowl, the 2014 R+L Carriers New Orleans Bowl and the 2015 NOVA Home Loans Arizona Bowl.

Rolovich's first coaching stint at UH was wildly productive from 2008-11, directing one of the top passing offenses in the nation. He was the quarterbacks coach all four seasons and spent the final two years as the Warriors' offensive coordinator.

For the latter three years of his time with the Warriors, he had play-calling duties, while UH threw

for 13,915 yards—an average of 347.9 yards per game—and 96 touchdowns. That includes the 2010 season in which Hawai'i led the nation in passing offense (394.3 ypg) and finished sixth in total offense (500.6 ypg). That year, Rolovich mentored former walk-on quarterback Moniz to the top of the NCAA charts in passing yards, total offense, and touchdowns, and to an eighth-place ranking in passing efficiency. Moniz's favorite targets were receivers Greg Salas and Kealoha Pilaes, both of whom spent time in the NFL. Salas finished his career as the school's all-time leader in receiving yards (4,345), while Pilaes is eighth in all-purpose yards (3,379).

Rolovich was a two-year letterwinner at quarterback for Hawai'i from 2000-01, starting the bulk of the 2001 season and leading the team to an 8-1 record as a starter. He passed for 4,176 career yards and 40 touchdowns and still holds six school passing records. As a senior that season, he ranked 10th nationally in passing efficiency with a 150.5 rating and broke 19 school passing and eight total offense records.

THE ROLOVICH FILE**PERSONAL****Years at UH:** 1st season**Hometown:** Novato, Calif.**Family:** Wife - Analea, Daughter - Alana, Sons - Daniel, William and Patrick**EDUCATION**

Bachelor's: Hawai'i, 2004

Master's: New Mexico Highlands, 2007

PLAYING EXPERIENCE

City College of San Francisco (1998-99); **Hawai'i** (2000-01); **Rhein Fire [NFL Europe]** (2002-03); **San Jose SaberCats [Arena]** (2004-05); **Arizona Rattlers [AFL]** (2006); **Chicago Rush [AFL]** (2006); **Las Vegas Gladiators [AFL]** (2007)

COACHING RESUME

Years	School/Team	Position
2016-	Hawai'i	Head Coach
2012-15	Nevada	Offensive Coordinator/QBs
2010-11	Hawai'i	Offensive Coordinator/QBs
2008-09	Hawai'i	Quarterbacks
2006-07	C.C. of San Francisco	Quarterbacks
2003-04	Hawai'i	Student Assistant
2002	San Marin (Calif.) HS	Assistant Coach

YEAR-BY-YEAR RECORD AS ASSISTANT COACH

Year	Team	Total W-L	Conf. Finish	Bowl/Playoffs
2015	Nevada (MW)	7-6	T2nd	Arizona
2014	Nevada (MW)	7-6	3rd	New Orleans
2013	Nevada (MW)	4-8	5th	None
2012	Nevada (MW)	7-6	4th	New Mexico
2011	Hawai'i (WAC)	6-7	T4th	None
2010	Hawai'i (WAC)	10-4	T1st	Hawai'i Bowl
2009	Hawai'i (WAC)	6-7	T5th	None
2008	Hawai'i (WAC)	7-7	T2nd	Hawai'i Bowl

COACHES NOTES**HOMECOMING**

Nick Rolovich is one 18 head coaches in the FBS who've returned to lead their alma mater. Joined by **Brian Smith** (offensive coordinator/RB), **Craig Stutzmann** (QB) and **Abe Elimimian** (secondary), UH boasts four former players on its full-time coaching staff. Only three other schools — BYU (9), Air Force (7), and Boise State (5) — have more alumni on their staff. What's more, all four were teammates on the 2001 squad that finished the season 9-3. Rolovich (QB), Smith (C), and Stutzmann (WR) were senior starters on offense, while Elimimian was a redshirt freshman who started six games at cornerback.

STARTING YOUNG

Sean Duggan is getting a head start on his coaching brethren. At 23 years, 5 months, the UH linebackers is the youngest assistant coach in the FBS, nearly two years younger than the next youngest on the list, LB coach Pat Bastian of Georgia Southern. In fact Duggan is younger than six members of the 2016 UH squad. Duggan finished his playing career in 2014 at Boston College before serving as a defensive graduate assistant. Along with BC secondary coach and current UH defensive coordinator **Kevin Lempa**, Duggan helped the 2015 BC squad that led the nation in total defense.

MORE NOTES

► Special teams coordinator **Mayur Chaudhari** is the son-in-law of Dick Tomey, former head coach at Hawai'i, Arizona, and San Jose State. Chaudhari served as a graduate assistant at San Jose State under Tomey, coaching special teams, the secondary and linebackers.

► Offensive line coach **Chris Naeole** was picked 10th overall by the New Orleans Saints in the 1997 NFL Draft, at the time the highest drafted player from the state of Hawai'i (Ka'a'awa; Kahuku HS). Naeole, who also played for the Jacksonville Jaguars, enjoyed a 12-year NFL career.

► While at Montana, **Legi Suiaunoa** developed a pair of NFL players. Tyrone Holmes, who led the FCS in sacks in 2015 now plays for the Jacksonville Jaguars. Zach Wagenmann, who holds the school records for sacks and tackles for loss was a member of the 2015 Arizona Cardinals.

► After much success on the FCS and Division II levels, 13-year coaching veteran **Kefense Hynson** takes on his first FBS coaching job. Hynson has served as an offensive coordinator at three different schools, including Montana, where he coached alongside current UH defensive line coach Legi Suiaunoa.

COACHING STAFF

Brian Smith
Offensive Coordinator/
Running Backs



Kevin Lempa
Defensive Coordinator/
Safeties



Mayur Chaudhari
Special Teams Coord./
Tight Ends



Craig Stutzmann
Passing Game Coord./
Quarterbacks



Sean Duggan
Linebackers



Abe Elimimian
Secondary



Kefense Hynson
Wide Receivers



Chris Naeole
Offensive Line



Legi Suiaunoa
Defensive Line

DEPTH CHART

HAWAI'I AT FRESNO STATE (NOV. 19, 2016)

OFFENSE

LT	50	Dejon Allen	6-3	290	Jr.	Compton, Calif.
	72	Matt Norman	6-5	270	Jr.	Monrovia, Calif.
LG	51	John Wa'a	6-4	315	Jr.	Hau'ula, O'ahu
	56	Elijah Tupai	6-4	315	Jr.	Taylorsville, Utah
C	65	Asotui Eli	6-4	315	So.	Kailua-Kona, Hawai'i
	60	Chris Posa	6-4	290	Jr.	Commerce, Mich.
RG	78	Leo Koloamatangi	6-5	310	Sr.	East Palo Alto, Calif.
	56	Elijah Tupai	6-4	315	Jr.	Taylorsville, Utah
RT	74	RJ Hollis	6-4	295	Sr.	Phoenix, Ariz.
	72	Matt Norman	6-5	270	Jr.	Monrovia, Calif.
TE	86	Dakota Torres	6-2	245	So.	Wai'anae, O'ahu
	-or- 7	Metuisela 'Unga	6-5	240	Jr.	Rochester, Calif.
X	80	Ammon Barker	6-4	215	Jr.	Salt Lake City, Utah
	12	Keelan Ewaliko	5-11	200	Jr.	Wailuku, Maui
	-or- 10	Makoa Camanse-Stevens	6-4	205	Sr.	Kailua, O'ahu
Z	14	Marcus Kemp	6-4	200	Sr.	Layton, Utah
	81	Kalakaua Timoteo	6-1	190	Fr.	Mililani, O'ahu
H	45	John Ursua	5-10	165	Fr.	Kailua-Kona, O'ahu
	23	Dylan Collie	5-10	175	So.	El Dorado Hills, Calif.
RB	22	Diocemy Saint Juste	5-8	195	Jr.	Boynton Beach, Fla.
	4	Steven Lakalaka	5-10	210	Sr.	Honolulu, O'ahu
	-or- 6	Paul Harris	5-11	190	Sr.	Columbus, Ohio
QB	19	Dru Brown	6-0	200	So.	Monte Sereno, Calif.
	11	Ikaika Woolsey	6-1	215	Sr.	Rodeo, Calif.
	-or- 15	Aaron Zwahlen	6-3	200	Fr.	Modesto, Calif.

DEFENSE

DE	5	Makani Kema-Kaleiwahea	6-3	240	Sr.	Honolulu, O'ahu
	94	Ka'aumoana Gifford	6-4	275	So.	Wai'anae, O'ahu
NT	75	Kory Rasmussen	6-2	295	Sr.	'Ewa Beach, O'ahu
	91	Samuella Akoteu	6-2	320	Fr.	Inglewood, Calif.
	-or- 99	Zeno Choi	6-3	260	So.	Honolulu, O'ahu
DT	8	Penitito Faalologo	5-11	300	Jr.	Pago Pago, American Samoa
	98	Viane Moala	6-7	270	Fr	Ili'ili, American Samoa
DE	97	Meffy Koloamatangi	6-5	240	Jr.	East Palo Alto, Calif.
	3	David Manoa	6-3	240	Jr.	Hayward, Calif.
SAM	38	Malachi Mageo	6-2	210	So.	Carson, Calif.
	40	Dany Mulanga	6-3	200	So.	Bedford, Texas
MIKE	31	Jahlani Tavai	6-4	235	So.	Redondo Beach, Calif.
	27	Solomon Matautia	6-1	230	Fr.	'Ewa Beach, O'ahu
WILL	27	Solomon Matautia	6-1	230	Fr.	'Ewa Beach, O'ahu
	2	Jerrol Garcia-Williams	6-2	230	Sr.	Las Vegas, Nev.
CB	19	Jalen Rogers	6-1	200	Sr.	East Tucson, Ariz.
	26	Dejaun Butler	5-11	180	Sr	Woodland Hills, Calif.
	-or- 20	Zach Wilson	5-11	170	Fr.	Upland, Calif.
S	39	Trayvon Henderson	6-0	200	Jr.	Sacramento, Calif.
	16	Kalen Hicks	6-3	200	Fr.	Las Vegas, Nev.
S	21	Damien Packer	5-11	210	Sr.	Puna, Hawai'i
	13	Keala Santiago	6-0	200	Fr.	Hau'ula, O'ahu
CB	18	Rojesterman Farris II	6-1	180	Fr.	Coral Springs, Fla.
	11	Jamal Mayo	5-11	185	Sr.	Oakland, Calif.

SPECIALISTS

PK	1	Rigoberto Sanchez	6-1	190	Sr.	Hamilton City, Calif.
	46	Alex Trifonovitch	6-1	180	Fr.	Honolulu, O'ahu
	-or- 69	Stephen Yaffe	5-11	185	Fr.	Tampa, Fla.
P	1	Rigoberto Sanchez	6-1	190	Sr.	Hamilton City, Calif.
	46	Alex Trifonovitch	6-1	180	Fr.	Honolulu, O'ahu
	-or- 69	Stephen Yaffe	5-11	185	Fr.	Tampa, Fla.
LS	41	Noah Borden	6-1	215	So.	Pearl City, O'ahu
	62	Brodie Nakama	5-9	225	Sr.	Santa Clara, Calif
SS	62	Brodie Nakama	5-9	225	Sr.	Santa Clara, Calif.
	41	Noah Borden	6-1	215	So.	Pearl City, O'ahu
HOLD	11	Ikaika Woolsey	6-1	215	Sr.	Rodeo, Calif.
	19	Dru Brown	6-0	200	So.	Monte Sereno, Calif.
PR	45	John Ursua	5-10	165	Fr.	Kailua-Kona, O'ahu
	23	Dylan Collie	5-10	175	So.	El Dorado Hills, Calif.
KR	6	Paul Harris	5-11	190	Sr.	Columbus, Ohio
	26	Dejaun Butler	5-11	180	Sr.	Woodland Hills, Calif.

PRONUNCIATION CHART

(Alphabetical order)

Name	Pronunciation
Samuella Akoteu	sam-YEW-eh-lah ah-KO-tay-ooh
Dejon Allen	DEE-zjon
Samson Anguay	un-GOO-eye
Ammon Barker	am-men (rhymes with salmon)
Austin Borengasser	bor-un-gasser
Dejaun Butler	duh-zjon
Makoa Camanse-Stevens	muh-KO-uh cuh-mance
Zeno Choi	ZEE-No
Kaiwi Chung	kah-E-vee
Tevarua Eldridge	teh-vah-roo-ah
Asotui Eli	ah-so-TOO-E eh-lee
Keelan Ewaliko	eh-vah-LEE-ko
Wesley Faagau	fah-un-gow
Penitito Faalologo	fah-ah-low-low-n-go
Rashaan Falemalu	fah-lay-MAH-loo
Rojesterman Farris	roe-jester-mun
Dayton Furuta	fuh-ROO-tuh
Stan Gaudion	gaw-dee-an
Ka'aumoana Gifford	kah-OW-mo-AH-na
Dalton Gouveia	GO-VAY-uh
Josh Hauanio	howah-nee-oh
Davasyia Hagger	duh-VAS-E-ay hay-gur
Genta Ito	gen-tah E-tow
Sione Kauhi	see-oh-NAY cow-he
Makani Kema-Kaleiwahea	mah-KAH-knee keh-mah kah-lay-veh-HAY-ah
Leo Koloamatangi	KO-low-ah-MAH-tungy
Meffy Koloamatangi	KO-low-ah-MAH-tungy
Steven Lakalaka	lah-kah-lah-kah
Kalei Letoto	kah-LAY
Isaac Liva	lee-vuh
La'akea Look	lah-ah-kay-ah
Malachi Mageo	ma-lah-KYE mon-GAY-o
Solomon Matautia	mah-TAO-tee-ah
Viane Moala	vee-ah-nay mo-ah-la
Eperone Moananu	ep-er-row-nay mo-ah-NAH-new
Kumoku Noa	coo-mo-coo noah
Ikem Okeke	EE-come oh-kay-kay
Kaimana Padello	kye-mah-nah
Diocemy Saint Juste	DEE-awesome-ME saint just
Rigoberto Sanchez	REE-go-BEAR-toe
Scheyenne Sanitoa	sah-ni-tow-ah
Keala Santiago	kay-ah-lah
Alesana Sunia	ah-lay-sah-nah soo-nee-ah
Jahlani Tavai	tah-VIE
Kalakaua Timoteo	kah-lah-kow-ah tee-mo-tay-oh
Alex Trifonovitch	trif-on-oh-vitch
Ryan Tuiasoa	too-E-ah-so-ah
Tyrus Tuiasosopo	too-E-ah-so-so-poh
Tumua Tuinei	too-moo-AH TOO-ee-nay
Davine Tullis	duh-VINE
Elijah Tupai	TOO-pie
Taaga Tuulima	tah-un-gah too-oo-lee-mah
Metuisela 'Unga	may-TOO-ee-say-lah OO-n-gah
John Wa'a	wah-ah
Ikaika Woolsey	E-kye-kah
Stephen Yaffe	rhymes with taffy
Aaron Zwahlen	ZWAH-len

ALPHABETICAL

No	Name	Pos
31	Frank Abreu	WR
91	Samuella Akoteu	DL
50	Dejon Allen	OL
76	Arona Amosa	DL
24	Samson Anguay	WR
80	Ammon Barker	WR
84	Isaiah Bernard	WR
41	Noah Borden	LB/LS
25	Austin Borengasser	DB
59	Max Broman	LB
19	Dru Brown	QB
17	Cole Brownholtz	QB
26	Dejaun Butler	DB
10	Makoa Camanse-Stevens	WR
89	Cole Carter	DL
99	Zeno Choi	DL
47	Kaiwi Chung	TE
70	Luke Clements	OL
23	Dylan Collie	WR
33	Melvin Davis	RB
43	Tevarua Eldridge	DL
65	Asotui Eli	OL
12	Keelan Ewaliko	WR
61	Wesley Faagau	DL
8	Penitito Faalologo	DL
58	Rashaan Falemalu	LB
18	Rojesterman Farris II	DB
42	Dayton Furuta	LB
2	Jerrold Garcia-Williams	LB
18	Kyle Gallup	QB
83	Ko'olau Gaspar	WR
83	Stan Gaudion	P
37	Austin Gerard	DB
94	Ka'auomoana Gifford	DL
52	Dalton Gouveia	LB
82	Davasyia Hagger	TE
6	Paul Harris	RB
67	Josh Hauani'o	OL
28	Cameron Hayes	DB
39	Trayvon Henderson	DB
92	Maxwell Hendrie	DL
57	J.R. Hensley	OL
16	Kalen Hicks	DB
74	RJ Hollis	OL
21	Freddie Holly III	RB
20	Hunter Hughes	QB
29	Genta Ito	RB
85	Andrew James-Ho	TE
95	Sione Kauhi	TE
5	Makani Kema-Kaleiwahea	DL
14	Marcus Kemp	WR
78	Leo Koloamatangi	OL
97	Meffy Koloamatangi	DL
4	Steven Lakalaka	RB
88	Kalei Letoto	WR
15	Daniel Lewis Jr.	DB
93	Isaac Liva	DL
54	La'akea Look	LB
38	Malachi Mageo	LB
3	David Manoa	DL
27	Solomon Matautia	LB
11	Jamal Mayo	DB
43	Shawn McCarthy	OL
95	Jeremy McClam	DL
13	Cole McDonald	QB

NUMERICAL

No	Name	Pos	Ht	Wt	Cl	Exp	Hometown/Last School
1	Rigoberto Sanchez	PK	6-1	190	Sr.	1L	Hamilton City, Calif. (Butte College)
2	Jerrold Garcia-Williams	LB	6-2	230	Sr.	3L	Las Vegas, Nev. (Palo Verde HS)
3	David Manoa	DL	6-3	240	Jr.	2L	Hayward, Calif. (Aragon HS)
4	Steven Lakalaka	RB	5-10	210	Sr.	3L	Honolulu, O'ahu (Punahou School)
4	Jeremiah Pritchard	LB	6-0	210	Fr.	HS	Leone, American Samoa (Silverado HS)
5	Makani Kema-Kaleiwahea	DL	6-3	240	Sr.	1L	Honolulu, O'ahu (Arizona)
6	Paul Harris	RB	5-11	190	Sr.	1L	Columbus, Ohio (Ventura College)
7	Metuisela 'Unga	TE	6-5	240	Jr.	2L	Rochester, Calif. (Rancho Cucamonga HS)
8	Penitito Faalologo	DL	5-11	300	Jr.	2L	Pago Pago, American Samoa (Fagaitua HS)
9	Devan Stubblefield	WR	6-0	190	So.	1L	'Ewa Beach, O'ahu (Saint Louis School)
10	Makoa Camanse-Stevens	WR	6-4	205	Sr.	1L	Kailua, O'ahu (Western Arizona)
11	Ikaika Woolsey	QB	6-1	215	Sr.	3L	Rodeo, Calif. (Salesian HS)
11	Jamal Mayo	DB	5-11	185	Sr.	1L	Oakland, Calif. (Laney College)
12	Keelan Ewaliko	WR	5-11	200	Jr.	2L	Wailuku, Maui (Baldwin HS)
13	Cole McDonald	QB	6-4	205	Fr.	HS	La Mirada, Calif. (Sonora HS)
13	Keala Santiago	DB	6-0	200	Fr.	HS	Hau'ula, O'ahu (Kahuku HS)
14	Marcus Kemp	WR	6-4	200	Sr.	3L	Layton, Utah (Layton HS)
15	Aaron Zwahlen	QB	6-3	200	Fr.	RS	Modesto, Calif. (Thomas Downey HS)
15	Daniel Lewis, Jr.	DB	5-11	180	Jr.	2L	New Iberia, La. (New Iberia HS)
16	Beau Reilly	QB	6-6	190	So.	SQ	Valley Center, Calif. (Valley Center HS)
16	Kalen Hicks	DB	6-3	200	Fr.	HS	Las Vegas, Nev. (Bishop Gorman HS)
17	Cole Brownholtz	QB	6-4	210	So.	JC	Carmichael, Calif. (Sierra JC)
18	Kyle Gallup	QB	6-2	210	Fr.	TR	Parker, Colo. (Marshall)
18	Rojesterman Farris II	DB	6-1	180	Fr.	RS	Coral Springs, Fla. (Coral Springs Charter HS)
19	Dru Brown	QB	6-0	200	So.	JC	Monte Sereno, Calif. (College of San Mateo)
19	Jalen Rogers	DB	6-1	200	Sr.	2L	East Tucson, Ariz. (Mesa JC)
20	Hunter Hughes	QB	5-11	190	Jr.	HS	Lake Zurich, Ill. (Lake Zurich HS)
20	Zach Wilson	DB	5-11	170	Fr.	JC	Upland, Calif. (Mt. SAC)
21	Freddie Holly III	RB	6-0	210	Fr.	HS	Riverside, Calif. (Norte Vista HS)
21	Damien Packer	DB	5-11	210	Sr.	3L	Puna, Hawai'i (Kea'au HS)
22	Diocemy Saint Juste	RB	5-8	195	Jr.	2L	Boynton Beach, Fla. (Santaluces HS)
22	Ikem Okeke	LB	6-0	220	Fr.	HS	Las Vegas, Nev. (Bishop Gorman HS)
23	Dylan Collie	WR	5-10	175	So.	1L	El Dorado Hills, Calif. (BYU)
24	Samson Anguay	WR	5-7	170	Sr.	2L	'Ewa Beach, O'ahu (Campbell HS)
24	Mykal Tolliver	DB	6-0	175	Fr.	HS	Rancho Cucamonga, Calif. (St. John Bosco HS)
25	Austin Borengasser	DB	6-2	205	Fr.	RS	Honolulu, O'ahu (Kamehameha Schools-Kapālama)
26	Dejaun Butler	DB	5-11	180	Sr.	1L	Woodland Hills, Calif. (Santa Monica College)
27	Solomon Matautia	LB	6-1	230	Fr.	RS	'Ewa Beach, O'ahu (Campbell HS)
28	Greg Zuniga	WR	6-1	205	Jr.	JC	Long Beach, Calif. (East LA CC)
28	Cameron Hayes	DB	5-11	180	Fr.	RS	Marina del Rey, Calif. (Junipero Serra HS)
29	Genta Ito	RB	5-8	195	Jr.	JC	Inabe, Japan (Santa Monica College)
30	Davine Tullis	WR	6-1	195	Fr.	HS	Seattle, Wash. (Ballard HS)
31	Frank Abreu	WR	6-0	200	Jr.	SQ	Honolulu, O'ahu (Notre Dame College)
31	Jahlani Tavai	LB	6-4	235	So.	1L	Redondo Beach, Calif. (Mira Costa HS)
33	Melvin Davis	RB	6-2	235	Sr.	1L	Compton, Calif. (Santa Monica College)
33	Tyrus Tuiaosopo	DB	6-4	180	Fr.	HS	Issaquah, Wash. (Issaquah HS)
34	Nic Tom	WR	5-9	180	Fr.	HS	Honolulu, O'ahu (Kaiser HS)
34	Austin Pang Kee	DB	5-10	155	Fr.	RS	Kane'ohe, O'ahu (Damien HS)
35	Don'Yeh Patterson	WR	6-0	175	So.	RS	Carson, Calif. (Carson HS)
36	Ben Scruton	DB	6-1	200	Fr.	TR	Melbourne, Australia (Melbourne University)
36	Terrence Sayles	DB	6-2	170	So.	RS	Kerens, Texas / Kerens HS
37	Austin Gerard	DB	6-1	195	Jr.	JC	Pearl City, O'ahu (College of the Sequoias)
38	Malachi Mageo	LB	6-2	210	So.	1L	Carson, Calif. (Junipero Serra HS)
39	Trayvon Henderson	DB	6-0	200	Jr.	2L	Sacramento, Calif. (Grant Union HS)
40	Dany Mulanga	LB	6-3	200	So.	1L	Bedford, Texas (Trinity HS)
41	Noah Borden	LB/LS	6-1	215	So.	1L	Pearl City, O'ahu (Kamehameha Schools-Kapālama)
42	Dayton Furuta	LB	5-11	230	Fr.	RS	Mililani, O'ahu (Mililani HS)
42	Scheyenne Sanitoa	DB	6-0	200	Fr.	HS	Fagatogo, American Samoa (Samoana HS)
43	Shawn McCarthy	OL	6-4	250	Jr.	JC	Honolulu, O'ahu (Puget Sound)
43	Tevarua Eldridge	DL	6-2	230	So.	1L	Wailuku, Maui (Baldwin HS)
44	Russell Williams, Jr.	LB	6-1	230	Jr.	1L	Elk Grove, Calif. (Sacramento City College)
45	John Ursua	WR	5-10	165	Fr.	RS	Kailua-Kona, Hawai'i (Cedar City HS)
46	Alex Trifonovitch	P	6-1	180	Fr.	RS	Honolulu, O'ahu (Punahou School)
47	Kaiwi Chung	TE	5-11	240	So.	SQ	Honolulu, O'ahu (Kamehameha Schools-Kapālama)
48	Ryan Tuiaosoa	RB	5-11	210	Jr.	1L	Kailua, O'ahu (Weber State)

NUMERICAL

No	Name	Pos	Ht	Wt	Cl	Exp	Hometown/Last School
50	Dejon Allen	OL	6-3	290	Jr.	2L	Compton, Calif. (Dominguez HS)
51	John Wa'a	OL	6-4	315	Jr.	2L	Hau'ula, O'ahu (Kahuku HS)
52	Dalton Gouveia	LB	6-1	225	Fr.	RS	Mooresville, N.C. (Charlotte Christian HS)
54	La'akea Look	LB	6-0	225	Fr.	HS	Waipahu, O'ahu (Punahou School)
56	Elijah Tupai	OL	6-4	315	Jr.	2L	Taylorsville, Utah (Cottonwood HS)
57	J.R. Hensley	OL	6-5	310	Fr.	RS	Edmond, Okla. (Santa Fe HS)
58	Rashaan Falemalu	LB	6-1	230	So.	SQ	Hau'ula, O'ahu (Kahuku HS)
59	Max Broman	LB	6-1	220	Jr.	SQ	Draper, Utah (Alta HS)
60	Chris Posa	OL	6-4	290	Jr.	TR	Commerce, Mich. (Alabama)
61	Wesley Faagau	DL	6-0	220	Fr.	HS	Wai'anae, O'ahu (Kamehameha Schools-Kapālama)
62	Brodie Nakama	LS	5-9	225	Sr.	3L	Santa Clara, Calif. (Saint Francis HS)
63	Taaga Tuulima	DL	6-2	280	Fr.	HS	'Ewa Beach, O'ahu ('Iolani School)
64	Fred Ulu-Perry	OL	6-2	305	So.	TR	Honolulu, O'ahu (UCLA)
65	Asotui Eli	OL	6-4	315	So.	1L	Kailua-Kona, Hawaii'i (Kealakehe HS)
66	Eperone Moananu	OL	6-2	290	So.	1L	Pago Pago, American Samoa (Tafuna HS)
67	Josh Hauani'o	OL	6-4	300	Fr.	HS	Kāne'ohe, O'ahu ('Iolani School)
69	Stephen Yaffe	PK	5-11	185	Fr.	HS	Tampa, Fla. (Plant HS)
70	Luke Clements	OL	6-5	300	So.	JC	Floresville, Texas (Blinn College)
70	Joey Nu'uuanu-Kuhi'iki	DL	6-3	260	Fr.	HS	Wai'anae, O'ahu (Wai'anae HS)
71	Kingjames Taylor	OL	6-4	305	Fr.	HS	Carson, Calif. (Narbonne HS)
72	Matt Norman	OL	6-5	270	Jr.	RS	Monrovia, Calif. (Fullerton College)
73	Austin Webb	OL	6-8	310	Fr.	RS	Dallas, Texas (Highland Park HS)
74	RJ Hollis	OL	6-4	295	Sr.	2L	Phoenix, Ariz. (Scottsdale CC)
75	Kory Rasmussen	DL	6-2	295	Sr.	1L	'Ewa Beach, O'ahu (Colorado)
76	Arona Amosa	DL	6-2	285	Fr.	RS	'Ewa Beach, O'ahu (Campbell HS)
77	Alesana Sunia	DL	6-3	305	Fr.	HS	Leone, American Samoa (Leone HS)
78	Leo Koloamatangi	OL	6-5	310	Sr.	3L	East Palo Alto, Calif. (Sacred Heart Prep)
80	Ammon Barker	WR	6-4	215	Jr.	2L	Salt Lake City, Utah (Alta HS)
81	Kalakaua Timoteo	WR	6-1	190	Fr.	HS	Mililani, O'ahu (Mililani HS)
82	Davasyia Hagger	TE	6-6	230	Jr.	1L	Beaverton, Ore. (Orange Coast College)
83	Ko'olau Gaspar	WR	6-2	190	Fr.	HS	Kailua, O'ahu (Kailua HS)
83	Stan Gaudion	P	6-3	210	Fr.	HS	Melbourne, Australia (Scotch College)
84	Isaiah Bernard	WR	6-1	190	Sr.	1L	Santa Clarita, Calif. (Glendale CC)
85	Andrew James-Ho	TE	6-2	240	Jr.	SQ	San Mateo, Calif. (College of San Mateo)
86	Dakota Torres	TE	6-2	245	So.	1L	Wai'anae, O'ahu (Punahou School)
87	Kumoku Noa	WR	5-11	175	Fr.	HS	Honolulu, O'ahu (Kamehameha Schools-Kapālama)
88	Kalei Letoto	WR	5-10	190	Sr.	SQ	Honolulu, O'ahu (St. Louis School)
88	Tumua Tuinei	LB	5-9	210	So.	1L	Honolulu, O'ahu (Punahou School)
89	Cole Carter	DL	6-4	265	Fr.	HS	Ashburn, Va. (Fork Union Military Academy)
91	Samiuela Akoteu	DL	6-2	320	Fr.	RS	Inglewood, Calif. (Junipero Serra HS)
92	Maxwell Hendrie	DL	6-4	245	Fr.	HS	Sydney, Australia (The Scots College)
93	Isaac Liva	DL	6-5	230	Fr.	HS	Mililani, O'ahu (Mililani HS)
94	Ka'aumoana Gifford	DL	6-4	275	So.	1L	Wai'anae, O'ahu (Kamehameha Schools-Kapālama)
95	Sione Kauhi	TE	6-5	250	Fr.	RS	Wilsonville, Ore. (Wilsonville HS)
95	Jeremy McClam	DL	5-11	285	Sr.	SQ	Apex, N.C. (Kapi'olani CC)
96	Kaimana Padello	DL	6-0	205	Fr.	HS	Mililani, O'ahu (Mililani HS)
97	Meffy Koloamatangi	DL	6-5	240	Jr.	1L	East Palo Alto, Calif. (Woodside HS)
98	Viane Moala	DL	6-7	270	Fr.	HS	Ili'ili, American Samoa (Fa'asao Marist HS)
99	Zeno Choi	DL	6-3	260	So.	1L	Honolulu, O'ahu (Kaiser HS)

Coaches and Support Staff

Head Coach: Nick Rolovich, 1st season

Associate Head Coach/Offensive Coordinator/RBs: Brian Smith

Defensive Coordinator: Kevin Lempa

Special Teams Coordinator/Tight Ends: Mayur Chaudhari

Passing Game Coordinator/Quarterbacks: Craig Stutzmann

Offensive Line: Chris Naeole

Secondary: Abe Elimimian

Linebackers: Sean Duggan

Wide Receivers: Kefense Hynson

Defensive Line: Legi Suaiaunoa

Director of Operations: Lois Manin

Director of Recruiting & Retention: Jason Cvercko

Strength & Conditioning Coordinator: Bubba Reynolds

Graduate Assistants: John Estes, Makana Garrigan, Marc Moody, Mikahael Waters

Video Coordinator: Olivia Vea Team Manager: Nancy Martinez

Football Administration Assistants: Ryan Blangiardi, Myles Gota, Gavin Shigesato

ALPHABETICAL

No	Name	Pos
98	Viane Moala	DL
66	Eperone Moananu	OL
40	Dany Mulanga	LB
62	Brodie Nakama	LS
87	Kumoku Noa	WR
72	Matt Norman	OL
70	Joey Nu'uuanu-Kuhi'iki	DL
22	Ikem Okeke	LB
21	Damien Packer	DB
96	Kaimana Padello	DL
34	Austin Pang Kee	DB
35	Don'Yeh Patterson	WR
60	Chris Posa	OL
4	Jeremiah Pritchard	LB
75	Kory Rasmussen	DL
16	Beau Reilly	QB
19	Jalen Rogers	DB
22	Diocemy Saint Juste	RB
1	Rigoberto Sanchez	PK
42	Scheyenne Sanitoa	DB
13	Keala Santiago	DB
36	Terrence Sayles	DB
36	Ben Scruton	DB
9	Devan Stubblefield	WR
77	Alesana Sunia	DL
31	Jahlani Tavai	LB
71	Kingjames Taylor	OL
81	Kalakaua Timoteo	WR
24	Mykal Tolliver	DB
34	Nic Tom	WR
86	Dakota Torres	TE
46	Alex Trifonovitch	P
48	Ryan Tuiasoa	RB
33	Tyrus Tuiasosopo	DB
88	Tumua Tuinei	LB
20	Davine Tullis	WR
56	Elijah Tupai	OL
63	Taaga Tuulima	DL
64	Fred Ulu-Perry	OL
7	Metuisela 'Unga	TE
45	John Ursua	WR
51	John Wa'a	OL
73	Austin Webb	OL
49	Manly Williams	DL
44	Russell Williams, Jr.	LB
20	Zach Wilson	DB
11	Ikaika Woolsey	QB
69	Stephen Yaffe	PK
28	Greg Zuniga	WR
15	Aaron Zwahlen	QB

STAFF
PRONUNCIATIONS
(Alphabetical order)

Name	Pronunciation
Mayur Chaudhari	May-er Chow-d-hah-ree
Sean Duggan	dug-gan
Abe Elimimian	elum-im-e-un
Chris Naeole	NY-oh-lee
Legi Suaiaunoa	Leng-ee SOO-ee-ow-noah

MEDIA INFORMATION
MEDIA RELATIONS FOOTBALL CONTACTS

Derek Inouchi, Media Relations Director
Office: (808) 956-4478 ▶ Cell: (808) 954-0234
E-mail: inouchi@hawaii.edu

Neal Iwamoto, Asst. Media Relations Director
Office: (808) 956-9748 ▶ Cell: (808) 375-6819
E-mail: mstambau@hawaii.edu

INTERVIEW POLICY

Contact the UH Sports Media Relations Office to arrange player or coach interviews at least 24 hours in advance. Players and coaches will be available for interviews after practice on Tuesday and Wednesday. Every effort will be made to accommodate interview requests but players will not be asked to miss class, study hall, practices, or medical treatment. Players mobile or home numbers will not be released by the Sports Media Relations Office.

MEDICAL POLICY

The UH Sports Media Relations Office abides by federal law pertaining to the releasing of injury information. We will not disseminate any information about a student-athletes' injury without written consent. The only information given to the media will be if a student-athlete is "probable," "questionable," or "doubtful" to play. However, the student-athlete may release information about his/her injury.

WE ARE THE "RAINBOW WARRIORS"

When referring to the UH football team, please use the nickname "Rainbow Warriors." In an effort to standardize its nicknames, on July 1, 2013, the University of Hawai'i officially changed its men's team nickname to "Rainbow Warriors." The school's women's teams are still referred to as "Rainbow Wahine." The word "Wahine" (pronounced wah-HEE-nay) means woman in the Hawaiian language. The rainbow has been part of UH's nickname since 1923.

WHAT'S AN 'OKINA?

What's that punctuation mark in the word Hawai'i? A: In the Hawaiian language, it's called an 'okina, which translated literally in English means separator. Phonetically it is referred to as a glottal stop, similar to the sound that would be made in the English oh-oh. The 'okina is actually a letter in the Hawaiian language and typed out looks like a backwards, inverted apostrophe. The practice of the UH Sports Media Relations office is to use the 'okina in all Hawaiian words in which they occur.

COLLEGE PRESS BOX.COM

Collegepressbox.com is the official media website for Mountain West football. Access and download weekly game notes, quotes, statistics, media guides, headshots, logos and more for the conference and each of its member schools. Login information will be distributed to accredited media or you can apply for a password by sending an email to: password@collegepressbox.com.

POST-GAME PRESS CONFERENCE

Head coach Nick Rolovich and selected players will be available at the Aloha Stadium Hospitality Room approximately 15 minutes after each home game. The media will NOT be allowed to conduct interviews with players and coaches on the field or in the locker room. There will be a 10-minute "cooling off" period for all games (home and away).

ALOHA STADIUM INFORMATION

PARKING GATES: Upper and Lower Halawa parking lot (Gates 3 & 4) opens 5 (five) hours prior to kickoff while all other gates (UH Reserved) will open 4 (four) hours prior. Parking is \$7. Alternate parking is available at Kam Drive In (\$5 per vehicle with FREE shuttle service) and Leeward Community College (FREE parking with \$2/ person shuttle service). Shuttle service runs two and a half hours prior to kickoff until one hour after the game. Parking is also available at Radford High School beginning three and a half hours prior to kickoff to one hour after the game (\$5 parking with no shuttle service). No tailgating is allowed at alternate parking sites.

STADIUM GATES: Stadium turnstiles open one and a half hours prior to kickoff.

STADIUM SECURITY: Security measures are in effect. Only fanny packs, purses, backpacks and handbags will be allowed into the stadium, but are subject to inspection by stadium security.

Contraband items include: weapons, noise makers, illegal narcotics, outside food or beverages, cans or bottles, umbrellas, coolers, fireworks, inflatable objects, confetti, balloons, laser pointers, poles or sticks, skateboards, scooters, rollerblades, bicycles, animals (except service animals), motorized remote controlled devices (drones) and/or any item that may pose a health or safety issue to guests and/or employees.

Smoking is prohibited except within a posted designated smoking area. (this includes vapor and electronic cigarettes).

TRAFFIC ADVISORY: Updates on ESPN 1420 AM, Twitter (@AlohaStadiumHI) and Facebook (AlohaStadiumHI).

UH FOOTBALL EXPRESS: Air-conditioned bus transportation to Aloha Stadium is available throughout O'ahu by Roberts Hawaii's "UH Football Express." Season passes can be purchased for \$78 for all six games, \$65 for five games, or \$16 for one game. One-way rides can be purchased on-site for \$10 per person if space is available. Reservations for the UH Football Express are required for all round-trips and may be made online at UHFootballExpress.com, or by calling Roberts Hawaii at 808-954-8625.

Pick-up locations are: Hawai'i Kai Park n' Ride; Kahala Mall curbside near Bank of Hawai'i; Kailua (Kailua Recreation Center, Kainalu Drive, Kane'ohe (Alaloa Street above Sears at Windward Mall), and Mililani Mauka (Mililani Mauka Park n' Ride).

TICKET INFORMATION

Fans can purchase individual game tickets online at HawaiiAthletics.com and print them from their home computer. They can also visit the Stan Sheriff Center Box Office (M-F, 9 a.m. until 5 p.m.) or call 944-2697 during the same hours. UH Manoa students receive admission to home games by presenting a valid UH identification card.

Section	Price
Sideline	\$65-75
Sideline (Orange & Blue: K, L, KK, LL)	\$60-65
All Other Sideline Sections	\$50
South Endzone (Orange, Blue & Brown)	\$40
South Endzone (Red & Yellow)	\$29
All Other South End Zone Sections	\$29
North Endzone (Orange, Blue & Brown)	\$40
North Endzone (Red & Yellow)	\$29
North Endzone - Senior Citizen	\$22
North Endzone - Students 4-HS	\$20

MW BOWL AFFILIATIONS
GILDAN NEW MEXICO BOWL

Dec. 17 ▶ Albuquerque, N.M. University Stadium
12:00 p.m. MT ▶ TV: ESPN
MW vs. Conference USA

LAS VEGAS BOWL

Dec. 17 ▶ Las Vegas, Nev.
Sam Boyd Stadium
12:30 p.m. PT ▶ TV: ABC
MW vs. Pac-12

SAN DIEGO COUNTY CU POINSETTIA

Dec. 21 ▶ San Diego, Calif. ▶ Qualcomm Stadium
6:00 p.m. PT ▶ TV: ESPN
MW vs. BYU

FAMOUS IDAHO POTATO BOWL

Dec. 22 ▶ Boise, Idaho ▶ Albertsons Stadium
1:30 p.m. MT ▶ TV: ESPN
MW vs. MAC

HAWAI'I BOWL

Dec. 24 ▶ Honolulu, HI ▶ Aloha Stadium
3:00 p.m. HT ▶ TV: ESPN
MW vs. Conference USA

NOVA HOME LOANS ARIZONA BOWL

Dec. 30 ▶ Tucson, Ariz. ▶ Arizona Stadium
Time: TBD ▶ TV: TBD
MW vs. Sun Belt

FUTURE SCHEDULES
2017

Date	Opponent	Site
Sept. 2	Western Carolina	Honolulu
Sept. 9	at UCLA	Pasadena, Calif.
Oct. 7	at Massachusetts Amherst	Mass.
Nov. 25	BYU	Honolulu

2018

Date	Opponent	Site
Sept. 1	Navy	Honolulu
Sept. 8	Rice	Honolulu
Sept. 15	at Army	West Point, N.Y.
Nov. 17	at BYU	Provo, Utah

2019

Date	Opponent	Site
Aug. 31	Arizona	Honolulu
Sept. 7	Oregon State	Honolulu
Sept. 14	at Washington	Seattle
Nov. 30	Army	Honolulu

2020

Date	Opponent	Site
Sept. 5	Arizona	Tucson, Ariz.
Sept. 12	Fordham	Honolulu
Sept. 19	at Oregon	Eugene, Ore.

2021

Date	Opponent	Site
Sept. 11	at Oregon State	Corvallis, Ore.

MISCELLANEOUS STATS

HAWAI'I AT FRESNO STATE (NOV. 19, 2016)

UH's RECORD WHEN...

	2016	2015	Since Overall	2012
Overall Record	4-7	3-10	15-46	
MW Record	3-4	0-8	7-32	
Non-Conference	1-3	3-2	8-14	
Home	2-3	3-4	12-19	
Away	2-3	0-6	3-26	
Neutral	0-1	—	0-1	
Day Games	2-3	0-2	3-15	
Night Games	2-4	3-8	12-31	
On National Television	0-5	1-4	1-24	
In August	0-1	—	0-3	
In September	1-2	2-2	5-12	
In October	3-2	0-5	4-16	
In November	0-2	1-3	5-15	
In December	—	—	1-0	
Against A.P. Top 25 Teams	0-2	0-2	0-8	
Against A.P. Top 10 Teams	0-1	0-1	0-3	
vs. Non-Ranked Teams	4-5	3-8	15-38	
On Natural Grass	0-2	—	0-7	
On Artificial Turf	4-5	3-10	15-39	
When UH Scores First	1-0	2-2	9-11	
Opponent Scores First	3-7	1-8	6-34	
Leading After 1st Quarter	1-0	2-2	7-10	
Behind After 1st Quarter	2-6	0-8	4-34	
Tied After 1st Quarter	1-1	1-0	4-3	
Leading At Halftime	3-0	3-2	12-5	
Behind At Halftime	1-5	0-8	2-34	
Tied At Halftime	0-2	—	1-7	
Leading After 3rd Quarter	3-0	3-2	13-2	
Behind After 3rd Quarter	0-6	0-8	1-40	
Tied After 3rd Quarter	1-1	—	1-4	
Overtime	1-0	—	1-2	
Scoring 20 points or less	0-3	0-7	1-26	
Scoring 21 points or more	4-4	3-3	14-20	
Scoring 30 points or more	4-2	1-0	10-6	
Scoring 40+	1-0	1-0	4-1	
Allowing 10 points or less	—	—	4-0	
Allowing 20 points or less	2-0	1-0	6-2	
Allowing 21 points or more	2-7	2-10	8-44	
With a 100-yard rusher	1-2	2-4	7-11	
Allowing a 100-yard rusher	2-6	0-8	3-33	
With a 300-yard passer	1-0	—	2-6	
Allowing a 300-yard passer	0-2	0-1	1-12	
More Total Offense Than Opp.	2-0	1-1	10-7	
Total Offense 300-plus yards	4-4	3-5	14-27	
Total Offense 400-plus yards	2-3	1-2	7-13	
Total Offense 500-plus yards	1-0	—	4-1	
Allow 300-plus yards total offense	4-7	3-10	12-45	
No Turnovers	—	0-1	2-2	
No Takeaways	1-4	1-2	2-11	
Fewer Turnovers than opponent	3-0	1-0	8-5	
Equal Turnovers	0-1	0-2	0-10	
More Turnovers than opponent	1-6	2-8	7-31	
Won Time of Possession	0-3	—	4-13	
Opponent Controls T.O.P.	4-4	3-10	11-33	

2016 START CHART

OFFENSE	2016	Current Streak	Career
Dejon Allen, OL	11	35	35
Marcus Kemp, WR	11	12	29
RJ Hollis, OL	11	24	24
John Wa'a, OL	11	11	14
John Ursua, WR	11	11	11
Leo Koloamatangi, OL	10	1	17
Asotui Eli, OL	10	8	22
Diocemy Saint Juste, RB	9	-	9
Ammon Barker, WR	7	-	10
Dru Brown	7	7	7
Dakota Torres, TE	6	-	10
Makoa Camanse-Stevens, WR	5	2	7
Ikaika Woolsey, QB	4	-	23
Kaiwi Chung, TE	2	-	2
Elijah Tupai, OL	2	-	16
Steven Lakalaka, RB	2	2	16
Keelan Ewaliko, WR	1	1	2
Metuisela 'Unga	1	-	1
Paul Harris, RB	-	-	10
Dylan Collie, WR	-	-	9
Devan Stubblefield, WR	-	-	8
Metuisela 'Unga, TE	-	-	8
Isaiah Bernard, WR	-	-	6

DEFENSE	2016	Current Streak	Career
Trayvon Henderson, DB	11	11	24
Jahlani Tavai, LB	11	11	22
Jalen Rogers, DB	11	15	18
Makani Kema-Kaleiwahea, DL	11	12	12
Kory Rasmussen, DL	10	1	19
Malachi Mageo, LB	10	9	10
Penitito Faalologo, DL	9	9	14
Damien Packer, DB	8	-	8
Jamal Mayo, DB	7	-	7
Meffy Koloamatangi	6	3	8
Russell Williams, Jr., LB	5	-	6
David Manoa, DL	4	-	5
Rojesterman Farris II, DB	4	4	4
Solomon Matuatia, LB	3	3	3
Dejaun Butler, DB	3	-	3
Zeno Choi, DL	2	-	2
Jerrol Garcia-Williams, LB	2	-	25
Jeremiah Pritchard, LB	2	-	2
Samiuela Akoteau, DL	1	-	1
Keala Santiago, DB	1	1	1
Ka'aumoana Gifford	-	-	4
Dany Mulanga	-	-	4

SPECIAL TEAMS	2016	Current Streak	Career
Rigoberto Sanchez, P/PK	11	11	23
Noah Borden, LS	11	22	22

UH OPENING DRIVES

Opponent	Result (Ply-Yd-TOP)
Cal	Interception (5-26-1:50)
at Michigan	Punt (3-[-1]-1:26)
UT Martin	Touchdown (11-81-5:29)
at Arizona	Punt (6-[-11]-3:08)
Nevada	Field goal (10-81-6:06)
at San José State	Field goal (13-69-4:52)
UNLV	Punt (3[-20]-1:44)
at Air Force	Punt (5-20-1:50)
New Mexico	TO on Downs (5-21-2:18)
at San Diego State	Punt (5-19-3:37)
Boise State	Punt (5-8-1:59)
at Fresno State	
UMass	

OPPONENT OPENING DRIVES

Opponent	Result (Ply-Yd-TOP)
Cal	Touchdown (6-48-1:04)
at Michigan	Interception (1-0-0:07)
UT Martin	Field Goal (10-64-5:27)
at Arizona	Touchdown (8-88-2:39)
Nevada	TO on Downs (7-66-3:31)
at San José State	Field goal (9-86-5:01)
UNLV	Punt (5-23-2:23)
at Air Force	Touchdown (13-79-5:43)
New Mexico	Touchdown (11-56-5:43)
at San Diego State	Touchdown (8-75-3:25)
Boise State	Touchdown (5-84-2:20)
at Fresno State	
UMass	

CONVERSIONS

Opponent	3rd Down	4th Down
Cal	8-14	1-1
at Michigan	1-11	1-2
UT Martin	4-11	1-1
at Arizona	8-15	1-2
Nevada	2-7	0-0
at San José State	2-13	1-1
UNLV	8-15	0-1
at Air Force	6-13	0-0
New Mexico	2-13	3-5
at San Diego State	5-16	0-2
Boise State	6-14	0-1
at Fresno State		
UMass		

Total	52-142 (36.6%)	8-16 (50.0%)
Opponent	78-155 (50.3%)	8-16 (50.0%)

COIN TOSS RESULTS

Opponent	Result
Cal	Lost Kicked
at Michigan	Lost Received
UT Martin	Lost Kicked
at Arizona	Won Recieved
Nevada	Won Deferred
at San José State	Won Deferred
UNLV	Lost Received
at Air Force	Won Received
New Mexico	Won Received
at San Diego State	Won Deferred
Boise State	Lost Kicked
at Fresno State	
UMass	

GAME-BY-GAME STARTERS

HAWAI'I AT FRESNO STATE (NOV. 19, 2016)

OFFENSE	QB	RB	WR (X)	WR (Z)	WR (H)	TE	LT	LG	C	RG	RT
California	Woolsey	Saint-Juste	Barker	Kemp	Ursua	Torres	Allen	Wa'a	L. Koloamatangi	Eli	Hollis
at Michigan	Woolsey	Saint-Juste	Chung (TE)	Kemp	Ursua	Torres	Allen	Wa'a	L. Koloamatangi	Eli	Hollis
Tennessee-Martin	Woolsey	Saint-Juste	Barker	Kemp	Ursua	Torres	Allen	Wa'a	L. Koloamatangi	Tupai	Hollis
at Arizona	Woolsey	Saint-Juste	Chung (TE)	Kemp	Ursua	Torres	Allen	Wa'a	Eli	L. Koloamatangi	Hollis
Nevada	Brown	Saint-Juste	'Unga (TE)	Kemp	Ursua	Torres	Allen	Wa'a	Eli	L. Koloamatangi	Hollis
at San José State	Brown	Saint-Juste	Barker	Kemp	Ursua	Camanse-Stevens	Allen	Wa'a	Eli	L. Koloamatangi	Hollis
UNLV	Brown	Saint-Juste	Barker	Kemp	Ursua	Camanse-Stevens	Allen	Wa'a	Eli	L. Koloamatangi	Hollis
at Air Force	Brown	Saint-Juste	Barker	Kemp	Ursua	Camanse-Stevens	Allen	Wa'a	Eli	L. Koloamatangi	Hollis
New Mexico	Brown	Saint-Juste	Barker	Kemp	Ursua	Torres	Allen	Wa'a	Eli	L. Koloamatangi	Hollis
at San Diego State	Brown	Lakalaka	Barker	Kemp	Ursua	Camanse-Stevens	Allen	Wa'a	Eli	Tupai	Hollis
Boise State	Brown	Lakalaka	Ewaliko	Kemp	Ursua	Camanse-Stevens	Allen	Wa'a	Eli	L. Koloamatangi	Hollis
at Fresno State											
UMass											

DEFENSE	DE	NT	DT	DE	SAM	MIKE	WILL	CB	S	S	CB
California	Kema-Kaleiwahea	Rasmussen	Choi	Manoa	Mageo	Tavai	R. Williams	Rogers	Henderson	Packer	Mayo
at Michigan	Kema-Kaleiwahea	Rasmussen	Choi	Manoa	Pritchard	Tavai	R. Williams	Rogers	Henderson	Packer	Mayo
Tennessee-Martin	Kema-Kaleiwahea	Rasmussen	Faalologo	Manoa	Mageo	Tavai	Garcia-Williams	Rogers	Henderson	Packer	Mayo
at Arizona	Kema-Kaleiwahea	Rasmussen	Faalologo	Manoa	Mageo	Tavai	Garcia-Williams	Rogers	Henderson	Packer	Mayo
Nevada	Kema-Kaleiwahea	Rasmussen	Faalologo	M. Koloamatangi	Mageo	Tavai	R. Williams	Rogers	Henderson	Butler	Mayo
at San José State	Kema-Kaleiwahea	Rasmussen	Faalologo	M. Koloamatangi	Mageo	Tavai	R. Williams	Rogers	Henderson	Butler	Mayo
UNLV	Kema-Kaleiwahea	Rasmussen	Faalologo	M. Koloamatangi	Mageo	Tavai	R. Williams	Rogers	Henderson	Packer	Mayo
at Air Force	Kema-Kaleiwahea	Rasmussen	Faalologo	Butler (DB)	Mageo	Tavai	Pritchard	Rogers	Henderson	Packer	Farris
New Mexico	Kema-Kaleiwahea	Rasmussen	Faalologo	M. Koloamatangi	Mageo	Tavai	Matautia	Rogers	Henderson	Packer	Farris
at San Diego St	Kema-Kaleiwahea	Akoteu	Faalologo	M. Koloamatangi	Mageo	Tavai	Matautia	Rogers	Henderson	Packer	Farris
Boise State	Kema-Kaleiwahea	Rasmussen	Faalologo	M. Koloamatangi	Mageo	Tavai	Matautia	Rogers	Henderson	Santiago	Farris
at Fresno State											
UMass											

SPECIAL TEAMS	KO	PK	P	H	PR	KR	LS	SS
California	Sanchez	Sanchez	Sanchez	Woolsey	Ursua	Ewaliko	Borden	Nakama
at Michigan	Sanchez	Sanchez	Sanchez	Woolsey	-	Harris	Borden	Nakama
Tennessee-Martin	Trifonovitch	Sanchez	Sanchez	Woolsey	Ursua	Ewaliko	Borden	Nakama
at Arizona	Sanchez	Sanchez	Sanchez	Woolsey	Ursua	Harris	Borden	Nakama
Nevada	Sanchez	Sanchez	Sanchez	Woolsey	Ursua	Harris	Borden	Nakama
at San José State	Sanchez	Sanchez	Sanchez	Woolsey	Ursua	Harris	Borden	Nakama
UNLV	Sanchez	Sanchez	Sanchez	Woolsey	Ursua	Harris	Borden	Nakama
at Air Force	Sanchez	Sanchez	Sanchez	Woolsey	Ursua	Harris	Borden	Nakama
New Mexico	Sanchez	Sanchez	Sanchez	Woolsey	Ursua	Harris	Borden	Nakama
at San Diego State	Sanchez	-	Sanchez	-	Ursua	Harris	Borden	-
Boise State	Sanchez	Sanchez	Sanchez	Woolsey	Ursua	Ewaliko	Borden	Nakama
at Fresno State								
UMass								

GAME-BY-GAME INDIVIDUAL LEADERS

Opponent	Passing	Rushing	Receptions	Receiving Yards	Touchdowns	Tackles
California	Woolsey (234)	Saint Juste (118)	Ursua (5)	Kemp (73)	4 players w/ (1)	Tavai (13)
at Michigan	Woolsey (88)	Brown (49)	Kemp (5)	Kemp (96)	None	Mayo (10)
Tennessee-Martin	Woolsey (205)	Saint Juste (92)	Kemp/Saint Juste (3)	Kemp (103)	Kemp (3)	3 players w/ (7)
at Arizona	Brown (144)	Lakalaka (63)	Kemp (6)	Kemp (81)	Lakalaka (2)	Henderson (9)
Nevada	Brown (222)	Saint Juste (205)	Kemp (6)	Kemp (88)	'Unga (2)	R. Williams (12)
at San José State	Brown (287)	Brown (54)	Kemp (6)	Kemp (69)	4 players w/ (1)	Tavai (10)
UNLV	Brown (217)	Harris (94)	Kemp (6)	Kemp (126)	Lakalaka (2)	Tavai (14)
at Air Force	Brown (312)	Harris (40)	Ursua (7)	Kemp (151)	Kemp (2)	Packer/Mageo (14)
New Mexico	Brown (173)	Saint Juste (77)	Kemp (8)	Kemp (89)	3 players w/ (1)	Tavai (11)
at San Diego State	Brown (135)	Lakalaka (40)	Ursua (7)	Ursua (41)	None	Tavai (10)
Boise State	Brown (125)	Harris (145)	Torres/Ewaliko (3)	Torres (35)	Ursua (1)	Henderson (10)
at Fresno State						
UMass						

SCORING PLAYS

HAWAI'I AT FRESNO STATE (NOV. 19, 2016)

HAWAI'I

Opponent	Qtr	Ply-Yd	TOP	SCR	Time	Play (Conversion)
Cal	1	8-83	3:19	TD	7:39	Kemp 39-yd rec from Woolsey (Sanchez)
Cal	1	3-64	1:17	TD	3:50	Saint Juste 53-yd run (Sanchez)
Cal	3	8-59	3:05	FG	11:50	Sanchez 42-yd field goal
Cal	3	15-84	6:11	TD	2:04	Lakalaka 4-yd run (Sanchez)
Cal	4	10-91	3:13	TD	3:40	Harris 15-yd run (Sanchez)
Michigan	4	7-38	2:38	FG	12:30	Sanchez 55-yd field goal
UT Martin	1	11-81	5:29	TD	3:59	Kemp 7-yd rec from Woolsey (Sanchez)
UT Martin	2	2-19	0:38	TD	6:57	Lakalaka 15-yd run (Sanchez)
UT Martin	3	2-25	0:47	TD	7:43	Saint Juste 24-yd run (Sanchez)
UT Martin	3	3-49	1:14	TD	3:24	Kemp 33-yd rec from Woolsey (Sanchez)
UT Martin	4	8-80	3:41	TD	11:42	'Unga 36-yd rec from Woolsey (Sanchez)
UT Martin	4	6-80	2:13	TD	6:43	Kemp 63-yd rec from Woolsey (2-pt failed)
Arizona	1	9-81	3:29	TD	1:10	Ursua 15-yd rec from Woolsey (Sanchez)
Arizona	3	13-78	5:18	TD	4:04	Lakalaka 1-yd run (Sanchez)
Arizona	4	10-67	14:54	TD	14:54	Lakalaka 6-yd run (Sanchez)
Arizona	4	12-74	5:27	TD	4:25	Brown 3-yd run (Sanchez)
Nevada	1	10-81	6:06	FG	5:23	Sanchez 27-yd field goal
Nevada	2	10-88	4:05	TD	8:43	Lakalaka 4-yd run (Sanchez)
Nevada	2	6-79	1:35	TD	0:48	'Unga 16-yd rec from Brown (Sanchez)
Nevada	3	4-75	1:12	TD	13:48	Ursua 5-yd rush (Sanchez)
Nevada	3	6-95	2:48	TD	6:10	'Unga 8-yd rec from Brown (Sanchez)
Nevada	3	6-58	3:07	TD	1:02	Chung 1-yd run (Sanchez)
San José St	1	13-69	4:52	FG	5:07	Sanchez 24-yd field goal
San José St	2	5-75	2:11	TD	12:46	Collie 24-yd rec from Brown (Sanchez)
San José St	2	4-71	1:45	TD	8:20	Brwon 62-yd run (Sanchez)
San José St	2	5-77	0:51	TD	0:26	Barker 39-yd rec from Brown (Sanchez)
San José St	4	4-44	2:00	TD	12:53	Lakalaka 30-yd run (Sanchez)
San José St	4	7-42	3:18	FG	7:04	Sanchez 35-yd field goal
UNLV	1	6-69	2:53	TD	0:35	Lakalaka 1-yd run (Sanchez)
UNLV	2	8-71	3:51	TD	10:26	Torres 3-yd rec from Brown (Sanchez)
UNLV	2	9-75	3:41	TD	2:26	Lakalaka 1-yd run (Sanchez)
UNLV	3	8-74	2:49	FG	2:15	Sanchez 24-yd field goal
UNLV	4	5-45	1:57	TD	13:47	Saint Juste 7-yd rec from Brown (Sanchez)
UNLV	4	4-79	1:41	TD	9:02	Harris 7-yd run (Sanchez)
Air Force	2	8-45	2:47	FG	11:29	Sanchez 25-yd field goal
Air Force	2	8-36	3:24	TD	0:07	Lakalaka 1-yd run (Sanchez)
Air Force	3	4-(-6)	2:11	FG	2:02	Sanchez 35-yd field goal
Air Force	4	5-75	1:42	TD	11:51	Ursua 40-yd rec from Brown (Sanchez)
Air Force	OT	6-25	-	TD	-	Kemp 13-yd rec from Brown (Sanchez)
Air Force	2OT	1-25	-	TD	-	Kemp 25-yd rec from Brown (Sanchez)
New Mexico	2	10-75	4:37	TD	10:56	Brown 6-yd run (Sanchez)
New Mexico	2	5-40	0:51	TD	0:00	Woolsey 2-yd run (Sanchez)
New Mexico	4	8-56	2:11	TD	12:49	Lakalaka 4-yd run (Sanchez)
San Diego St		None				
Boise State	2	11-68	5:12	FG	3:21	Sanchez 24-yd field goal
Boise State	3	10-36	4:58	FG	1:28	Sanchez 32-yd field goal
Boise State	4	6-65	2:46	TD	12:05	Ursua 5-yd rec from Brown (Sanchez)
Boise State	4	12-67	4:13	FG	3:46	Sanchez 35-yd field goal

OPPONENTS

Opponent	Qtr	Ply-Yd	TOP	SCR	Time	Play (Conversion)
Cal	1	6-48	1:04	TD	13:56	Muhammad 34-yd run (Anderson)
Cal	1	10-61	2:17	TD	5:13	Hansen 17-yd rec from Webb (Anderson)
Cal	1	5-41	2:05	FG	1:36	Anderson 29-yd field goal
Cal	2	18-87	7:21	FG	4:00	Anderson 22-yd field goal
Cal	2	10-61	0:08	TD	3:43	Hansen 34-yd rec from Webb (Anderson)
Cal	2	8-85	1:35	TD	0:07	Webb 4-yd run (Anderson)
Cal	3	9-73	3:27	TD	8:18	Stovall 14-yd rec from Webb (Anderson)
Cal	4	9-32	2:12	FG	10:08	Anderson 25-yd field goal
Cal	4	5-70	1:13	TD	7:01	Veasy 33-yd rec from Webb (Anderson)
Michigan	1	11-98	4:57	TD	7:29	Perry 12-yd rec from Speight (Allen)
Michigan	1	8-68	3:49	TD	1:25	Butt 19-yd rec from Speight (Allen)
Michigan	2	6-48	2:47	TD	11:21	Darboh 12-yd rec from Speight (Allen)
Michigan	2	-	-	TD	10:36	D. Hill 27-yd interception return (Allen)
Michigan	2	7-66	2:44	TD	6:07	Evans 18-yd run (Allen)
Michigan	3	3-68	1:16	TD	13:44	Evans 43-yd run (Tice)
Michigan	3	-	-	TD	10:51	Stribling 51-yd interception return (Tice)
Michigan	3	10-74	5:11	TD	0:18	K. Hill 4-yd run (Tice)
Michigan	4	10-72	5:15	TD	7:15	Higdon 5-yd run (Tice)
UT Martin	1	10-64	5:27	FG	9:33	Mersman 27-yd field goal
UT Martin	1	3-46	1:01	TD	0:18	Kerrick 12-yd rec from Cook (Mersman)
UT Martin	2	8-85	3:50	TD	9:45	McElrath 16-yd rec from Cook (Mersman)
UT Martin	3	7-47	3:11	TD	10:14	Bowe 26-yd run (Mersman)
UT Martin	4	1-65	0:10	TD	11:32	Axline 65-yd rec from Cook (2-pt failed)
UT Martin	4	-	-	TD	9:02	Lee 79-yd punt return (2-pt failed)
Arizona	1	8-88	2:39	TD	9:13	Dawkins 24-yd run (2-pt failed)
Arizona	1	6-82	1:59	TD	5:00	Dawkins 14-yd run (Pollack)
Arizona	1	1-24	0:09	TD	4:39	Johnson 20-yd run (Pollack)
Arizona	2	4-75	1:14	TD	7:17	Brown 56-yd rec from Dawkins (Pollack)
Arizona	2	9-80	3:47	TD	1:44	Dawkins 6-yd rush (Pollack)
Arizona	3	12-81	5:28	FG	9:27	Pollack 27-yd field goal
Arizona	3	2-51	0:36	TD	3:28	Taylor 61-yd rush (Pollack)
Arizona	4	11-61	4:52	FG	10:00	Pollack 28-yd field goal
Nevada	2	14-61	6:15	FG	2:28	Zuzo 41-yd field goal
Nevada	4	8-65	3:21	TD	10:09	Demps 9-yd rec from Stewart (Zuzo)
Nevada	4	4-69	1:11	TD	5:02	Kincaid 2-yd run (Zuzo)
San José St	1	9-86	5:01	FG	9:59	Crawford 20-yd field goal
San José St	2	12-85	5:06	TD	14:57	Holmes 8-yd rec from Potter (Crawford)
San José St	3	-	-	TD	4:16	Ginda 19-yd fumble recovery (Crawford)
UNLV	1	10-64	4:34	TD	3:37	Boyd 2-yd rec from Sneed (Pantels)
UNLV	2	11-90	4:12	TD	6:07	Thomas 37-yd rec from Sneed (Pantels)
UNLV	2	10-76	1:46	TD	0:34	Greene 1-yd run (Pantels)
UNLV	3	13-81	5:15	FG	5:10	Pantels 18-yd field goal
UNLV	4	6-78	2:51	TD	10:50	Greene 1-yd run (Pantels)
UNLV	4	10-80	3:57	TD	4:58	Thomas 34-yd run (Pantels)
UNLV	4	7-45	2:07	FG	0:49	Pantels 28-yd field goal
Air Force	1	13-79	5:43	TD	7:27	McVey 6-yd run (Strebel)
Air Force	3	5-45	2:20	FG	12:40	Strebel 47-yd field goal
Air Force	3	6-18	2:17	FG	9:17	Strebel 42-yd field goal
Air Force	4	12-75	3:29	TD	13:33	Davern 2-yd run (Strebel)
Air Force	OT	8-25	-	TD	-	Romine 5-yd run (Strebel)
New Mexico	1	11-56	5:43	TD	6:59	McQuarley 1-yd run (Sanders)
New Mexico	1	9-75	4:51	TD	0:33	Gipson 11-yd run (Sanders)
New Mexico	3	1-72	0:13	TD	0:01	Owens 72-yd run (Sanders)
New Mexico	4	-	-	TD	8:53	Crosby 46-yd fumble return (Sanders)
SDSU	1	8-75	3:25	TD	11:35	Wells 13-yd rec from Chapman (Baron)
SDSU	1	11-88	5:59	TD	1:59	Truxton 9-yd rec from Chapman (Baron)
SDSU	2	-	-	TD	12:36	Smith 14-yd interception return (Baron)
SDSU	2	6-20	3:20	FG	3:45	Baron 30-yd field goal
SDSU	2	2-0	0:09	FG	0:04	Baron 45-yd field goal
SDSU	3	4-87	2:09	TD	6:42	Penny 73-yd rush (Baron)
SDSU	3	2-25	0:29	TD	1:24	Washington 24-yd rec from Champman (Baron)
SDSU	4	-	-	TD	14:42	Kazee 54-yd interception return (Baron)
SDSU	4	6-80	2:58	TD	8:02	Washington 20-yd run (Baron)
Boise State	1	5-84	2:20	TD	12:40	Sperbeck 35-yd rec from Rypien (Rausa)
Boise State	1	4-55	1:44	TD	8:51	McNichols 36-yd rush (Rausa)
Boise State	2	12-64	5:19	TD	13:35	Dhaenens 6-yd rec from Rypien (Rausa)
Boise State	2	6-55	2:29	TD	8:33	McNichols 5-yd rush (Rausa)
Boise State	2	5-80	2:09	TD	1:07	Rypien 4-yd rush (Rausa)
Boise State	3	3-41	1:25	TD	12:04	Wilson 35-yd rec from Rypien (Rausa)
Boise State	3	9-52	4:32	FG	6:31	Rausa 38-yd field goal
Boise State	4	4-65	1:37	TD	14:51	Sperbeck 44-yd pass from Rypien (Rausa)

HAWAI'I

PASSING (20 yards or longer)

Opponent	Yards	Play (Quarter)
UT Martin	63	Kemp from Woolsey (4th quarter)*
Air Force	41	Kemp from Brown (2nd quarter)
Air Force	40	Ursua from Brown (4th quarter)*
San José State	39	Barker from Brown (2nd quarter)*
Cal	39	Kemp from Woolsey (1st quarter)*
UNLV	38	Kemp from Brown (3rd quarter)
UNLV	38	Kemp from Brown (2nd quarter)
Nevada	38	Kemp from Brown (3rd quarter)
Arizona	38	Ursua from Woolsey (1st quarter)
Arizona	37	Kemp from Brown (4th quarter)
UT Martin	37	Barker from Woolsey (1st quarter)
UT Martin	36	'Unga from Woolsey (4th quarter)*
Cal	34	Saint Juste from Woolsey (3rd quarter)
UT Martin	33	Kemp from Woolsey (3rd quarter)*
San José State	32	Kemp from Brown (2nd quarter)
Nevada	32	Camanse-Stevens from Brown (2nd quarter)
Cal	32	Ursua from Woolsey (2nd quarter)
New Mexico	31	Kemp from Brown (4th quarter)
Air Force	29	Kemp from Brown (2nd quarter)
Air Force	28	Ursua from Brown (1st quarter)
Michigan	28	Kemp from Woolsey (2nd quarter)
San José State	27	'Unga from Brown (1st quarter)
Air Force	25	Kemp from Brown (2OT)*
Arizona	25	Ursua from Brown (3rd quarter)
Michigan	25	Kemp from Brown (4th quarter)
San José State	24	Collie from Brown (2nd quarter)*
Air Force	23	Kemp from Brown (4th quarter)
Nevada	22	Barker from Brown (1st quarter)
Boise State	21	Torres from Brown (2nd quarter)
Air Force	20	Kemp from Brown (1st quarter)
San José State	20	Ursua from Brown (2nd quarter)
Cal	20	Ursua from Woolsey (3rd quarter)

RUSHING (20 yards or longer)

Opponent	Yards	Play (Quarter)
San José State	62	Brown rush (2nd quarter)*
Nevada	59	Saint Juste rush (3rd quarter)
UNLV	55	Saint Juste rush (1st quarter)
Cal	53	Saint Juste rush (1st quarter)*
Nevada	44	Harris rush (3rd quarter)
Boise State	39	Harris rush (4th quarter)
UNLV	35	Harris rush (2nd quarter)
San José State	30	Lakalaka rush (4th quarter)*
Boise State	30	Brown run (2nd quarter)
Cal	30	Woolsey rush (3rd quarter)
UNLV	28	Harris rush (4th quarter)
Nevada	27	Saint Juste rush (2nd quarter)
Boise State	26	Brown rush (4th quarter)
Nevada	26	Saint Juste rush (2nd quarter)
Air Force	25	Harris rush (1st quarter)
San José State	24	Brown rush (4th quarter)
Boise State	23	Harris rush (1st quarter)
New Mexico	23	Saint Juste rush (2nd quarter)
UT Martin	24	Saint Juste rush (3rd quarter)*
UNLV	21	Brown rush (3rd quarter)
Nevada	20	Saint Juste rush (1st quarter)

DEFENSIVE (20 yards or longer)

Opponent	Yards	Play (Quarter)
-	-	-

SPECIAL TEAMS (40 yds/KO; 20 yds/punt return)

Opponent	Yards	Play (Quarter)
UNLV	75	Harris kickoff return (1st quarter)
New Mexico	30	Ursua punt return (2nd quarter)

* resulted in touchdown

OPPONENTS

PASSING (20 yards or longer)

Opponent	Yards	Play (Quarter)
UT Martin	65	Axline from Cook (4th quarter)*
Arizona	56	Brown from Dawkins (2nd quarter)*
Boise State	44	Sperbeck from Rypien (4th quarter)*
Boise State	39	Wilson from Rypien (2nd quarter)
UNLV	39	Holt from Sneed (4th quarter)
UNLV	37	Thomas from Sneed (2nd quarter)*
Boise State	36	Roh from Rypien (2nd quarter)
Boise State	35	Wilson from Rypien (3rd quarter)*
Boise State	35	Sperbeck from Rypien (1st quarter)*
UNLV	35	Price from Sneed (2nd quarter)
Cal	34	Hansen from Webb (2nd quarter)*
Cal	33	Veasy from Webb (4th quarter)*
Boise State	32	Wilson from Rypien (2nd quarter)
Cal	32	Stovall from Webb (4th quarter)
UNLV	31	Boyd from Sneed (4th quarter)
Nevada	31	Demps from Stewart (4th quarter)
Michigan	31	Darboh from Speight (1st quarter)
San José State	30	Freeman from Potter (1st quarter)
San José State	29	Hartley from Potter (2nd quarter)
Nevada	29	Celis from Stewart (4th quarter)
UT Martin	29	Fair from Cook (1st quarter)
Cal	28	Wharton from Webb (2nd quarter)
Cal	26	Hansen from Webb (3rd quarter)
Arizona	25	Pointdexter from Dawkins (4th quarter)
SDSU	24	Washington from Chapman (3rd quarter)*
Arizona	24	Brown from Dawkins (1st quarter)
Arizona	23	Phillips from Dawkins (1st quarter)
Cal	22	Hudson from Webb (3rd quarter)
Michigan	22	Ways from Speight (2nd quarter)
SDSU	21	Agnew from Richardson (4th quarter)
Michigan	21	Chesson from Speight (1st quarter)
Boise State	20	Sperbeck from Rypien (3rd quarter)
Boise State	20	McNichols from Rypien (2nd quarter)
Air Force	20	Reffitt from Romine (3rd quarter)
UT Martin	20	Axline from Cook (4th quarter)
New Mexico	20	Gamblin from Jordan (1st quarter)

RUSHING (20 yards or longer)

Opponent	Yards	Play (Quarter)
SDSU	73	Penny rush (3rd quarter)*
New Mexico	72	Owens rush (3rd quarter)*
Arizona	61	Taylor rush (3rd quarter)*
Nevada	55	Butler rush (1st quarter)
UT Martin	46	Fair rush (2nd quarter)
Michigan	43	Evans rush (3rd quarter)*
Air Force	41	Romine rush (3rd quarter)
Cal	40	Muhammad rush (1st quarter)
Boise State	38	McNichols rush (1st quarter)
Boise State	36	McNichols rush (1st quarter)*
San José State	36	Crawley rush (1st quarter)
Boise State	35	McNichols rush (2nd quarter)
UNLV	34	Thomas rush (4th quarter)*
Cal	34	Muhammad rush (1st quarter)*
UNLV	32	Williams rush (3rd quarter)
Arizona	30	Taylor rush (1st quarter)
Arizona	29	Dawkins rush (2nd quarter)
Cal	27	Enwerre rush (4th quarter)
Arizona	26	Taylor rush (3rd quarter)
UT Martin	26	Bowe rush (3rd quarter)
SDSU	25	Pumphrey rush (1st quarter)
Nevada	25	Butler rush (4th quarter)
Arizona	24	Dawkins rush (1st quarter)*
Arizona	24	Johnson rush (1st quarter)*
SDSU	23	Agnew rush (4th quarter)
SDSU	23	Truxton rush (1st quarter)
UT Martin	22	Bowe rush (4th quarter)
New Mexico	21	Owens rush (4th quarter)
Michigan	21	Evans rush (2nd quarter)
SDSU	20	Washington rush (4th quarter)*
SDSU	20	Pumphrey rush (1st quarter)
UT Martin	20	Bowe rush (1st quarter)

DEFENSIVE (20 yards or longer)

Opponent	Yards	Play (Quarter)
Michigan	51	Stribling interception return (3rd quarter)*
New Mexico	42	Crosby fumble return (4th quarter)*
SDSU	30	Kazee interception return (3rd quarter)
Boise State	29	James interception return (2nd quarter)
Air Force	27	Washington interception return (3rd quarter)
Michigan	27	Hill interception return (2nd quarter)*
UT Martin	22	Dawson interception return (1st quarter)

SPECIAL TEAMS (KO/40 yards or longer; PR 20 yards or longer)

Opponent	Yards	Play (Quarter)
UT Martin	79	Lee punt return (4th quarter)*
SDSU	54	Kazee interception return (4th quarter)*
Nevada	52	Mitchell kick return (2nd quarter)
Cal	47	Muhammad kick return (1st quarter)
Cal	45	Muhammad kick return (1st quarter)
SDSU	41	Truxton punt return (2nd quarter)
SDSU	33	Truxton punt return (3rd quarter)
SDSU	30	Kazee interception return (3rd quarter)

PASSING**Pass yards**

Stat	Individual	Total	Opponent	Date
500+	Bryant Moniz	560	San José State	11/6/10
400+	Sean Schroeder	499	at Wyoming	11/23/13
300+	Dru Brown	312	at Air Force	10/22/16

Touchdown Passes

Stat	Individual	Total	Opponent	Date
8+	Nick Rolovich	8	BYU	12/8/01
7+	Bryant Moniz	7	UC Davis	9/24/11
6+	Sean Schroeder	6	at Wyoming	11/23/13
5+	Sean Schroeder	6	at Wyoming	11/23/13
4+	Ikaika Woolsey	4	UT Martin	9/10/16
3+	Dru Brown	3	at Air Force	10/22/16

Pass Attempts

Stat	Individual	Total	Opponent	Date
70+	Colt Brennan	75	San José St.	10/12/07
60+	Colt Brennan	75	San José St.	10/12/07
50+	Ikaika Woolsey	50	Oregon State	9/6/14

Pass Completions

Stat	Individual	Total	Opponent	Date
40+	Bryant Moniz	42	La Tech	10/2/10
35+	Sean Schroeder	37	at Wyoming	11/23/13
30+	Sean Schroeder	37	at Wyoming	11/23/13

Interceptions

Stat	Individual	Total	Opponent	Date
5+	Inoke Funaki	5	at Boise St.	10/24/08
4+	Taylor Graham	4	USC	8/29/13
3+	Dru Brown	3	at San Diego St	11/5/16

RECEIVING**Receiving yards**

Stat	Individual	Total	Opponent	Date
250+	Jason Rivers	306	Arizona St.	12/24/06
200+	Royce Pollard	216	at La Tech	10/1/11
150+	Marcus Kemp	151	at Air Force	10/22/16
100+	Marcus Kemp	151	at Air Force	10/22/16
	John Ursua	108	at Air Force	10/22/16

Touchdown Receptions

Stat	Individual	Total	Opponent	Date
4+	Chris Gant	4	at Wyoming	11/23/13
3+	Marcus Kemp	3	UT Martin	9/10/16
2+	Marcus Kemp	2	at Air Force	10/22/16

Receptions

Stat	Individual	Total	Opponent	Date
15+	Kealoha Pilares	18	La Tech	10/2/10
12+	Greg Salas	12	Tulsa	12/24/10
10+	Quinton Pedroza	10	at Wisconsin	9/26/15

Long Reception

Stat	Individual	Yds	Opponent	Date
90+	Colin Chock	95	Willamette	10/11/57
80+	Kealoha Pilares	80	Colorado	9/18/10
70+	Devan Stubblefield	77	San José State	11/21/15

Two Players with 100+ yards

Marcus Kemp (151) and John Ursua (108) at Air Force, 10/22/16

Three Players with 100+ yards

Royce Pollard (106), Kealoha Pilares (176), Greg Salas (124) vs. USC, 9/2/10

RUSHING**Rush Yards**

Stat	Individual	Total	Opponent	Date
300+	Alex Green	327	at New Mexico St	11/27/10
250+	Alex Green	327	at New Mexico St	11/27/10
200+	Diocemy Saint Juste	205	Nevada	10/1/16
150+	Diocemy Saint Juste	205	Nevada	10/1/16
100+	Paul Harris	145	Boise State	11/12/16

Rush Attempts

Stat	Individual	Total	Opponent	Date
35+	Joey Iosefa	35	UNLV	11/22/14
30+	Joey Iosefa	35	UNLV	11/22/14

Rush Touchdowns

Stat	Individual	Total	Opponent	Date
4+	Alex Green	4	at Utah State	10/23/10
3+	Joey Iosefa	3	Oregon State	9/6/14
2+	Steven Lakalaka	2	UNLV	10/15/16

Long Rush

Stat	Individual	Yds	Opponent	Date
90+	Paul Harris	95	UC Davis	9/19/15
80+	Paul Harris	95	UC Davis	9/19/15
70+	Paul Harris	72	at UNLV	11/7/15
60+	Dru Brown	62	San José St.	10/8/16
50+	Diocemy Saint Juste	55	UNLV	10/15/16

Two players rushed for 100+ yards

Joey Iosefa (154) and Steven Lakalaka (104) vs. Army, Nov. 30, 2013

ALL-PURPOSE**Yards**

Stat	Individual	Total	Opponent	Date
300+	Alex Green	327	at New Mexico St	11/27/10
250+	Paul Harris	254	UNLV	10/15/16
200+	Paul Harris	254	UNLV	10/15/16

Touchdowns

Stat	Individual	Total	Opponent	Date
5+	Chad Owens	5	Northwestern	11/27/04
4+	Chris Gant	4	at Wyoming	11/23/13
3+	Marcus Kemp	3	UT Martin	9/10/16

DEFENSE**Tackles**

Stat	Individual	Total	Opponent	Date
20+	Solomon Elimimian	20	Utah State	10/6/07
17+	Julian Gener	17	Fresno State	11/14/15
	Jerro Garcia-Williams	17	Air Force	10/31/15

Sacks

Stat	Individual	Total	Opponent	Date
4+	Mark Odom	4.0	BYU	10/28/89
3+	Paipai Falemalu	3.0	San José St.	11/20/10
2+	Jahlani Tavai	2.0	San José St.	10/8/16

Tackles For Loss

Stat	Individual	Total	Opponent	Date
5+	Julian Gener	5.0	Fresno State	11/14/15
4+	Julian Gener	5.0	Fresno State	11/14/15
3+	Jahlani Tavai	3.0	San José St.	10/8/16

Interceptions

Stat	Individual	Total	Opponent	Date
3+	Abraham Elimimian	3	UTEP	10/5/04
2+	Trayvon Henderson	2	Wyoming	10/11/14

An interception was returned for a TD...

Julian Gener (23 yd) at Oregon State, 9/7/13

A fumble was returned for a touchdown...

Beau Yap (0 yd) vs. Northern Iowa, 9/13/14

A safety was recorded...

vs. San José State, 11/21/15

SPECIAL TEAMS**A kickoff was returned for a TD**

Keelan Ewaliko (98 yds) vs. Air Force, 10/31/15

A punt was returned for a TD

Scott Harding (69 yds) vs. UNLV, 11/24/12

A player returned two kicks for TDs

Chad Owens (PR-74, KOR 100) vs. BYU, 12/8/01

A punt was blocked

Kaimana Padello vs. UNLV, 10/15/16

Blocked punt returned for a TD

Dejaun Butler vs UC Davis, 9/19/15

A field goal was blocked

Viane Moala at San José St., 10/8/16

A PAT was blocked...

Beau Yap at BYU, 9/28/12

Did Not Attempt a Punt...

vs. Oregon State, 12/2/06

A field goal of 50+ yards

Rigoberto Sanchez (55 yd) at Michigan, 9/3/16

An onside kick was successful

San José State, 11/21/15

TEAM**Total Offense**

Stat	Opponent	Total	Date
700+	Army	741	11/22/03
600+	Army	608	11/30/13
500+	Nevada	566	10/1/16
200<	Air Force	178	10/31/15

Pass Yards

Stat	Opponent	Total	Date
500+	UC Davis	512	9/24/11
400+	at Wyoming	499	11/23/13
300+	at Air Force	312	10/22/16
100<	at Boise State	88	10/5/15

Rush Yards

Stat	Opponent	Total	Date
400+	at UNLV	436	9/30/95
300+	Nevada	344	10/1/16
200+	Boise State	234	11/12/16
50<	San Diego State	48	11/5/16

Points

Stat	Opponent	Total	Date
60+	Charleston Southern	66	9/25/10
50+	at Wyoming	56	11/23/13
40+	UT Martin	41	9/10/16

Turnovers

Stat	Opponent	Total	Date
6+	at Nevada	6	9/21/13
5+	at Nevada	6	9/21/13

Turnovers Forced

Stat	Opponent	Total	Date
7+	at Washington St.	7	9/12/09
6+	at San José St	6	10/14/11
5+	Fresno State	5	9/28/13

Sacks

Stat	Opponent	Total	Date
8+	San José State	8	11/20/10
7+	Colorado	7	9/3/11

UH did not score

at San Diego State (0-55), 11/5/16

UH did not score in the first half

at San Diego State (0-27 H; 0-55 G), 11/5/16

UH did not score in the second half

at San Diego State (0-55), 11/5/16

UH did not score a touchdown

at San Diego State, 11/5/16

UH defeated a ranked team

vs. #19 Nevada (27-21), 10/16/10

UH lost to a ranked team

vs. #22 Boise State (16-52), 11/12/16

A shutout was recorded

at San José State (13-0), 11/15/14

UH won an overtime game

at Air Force (20T, 34-27), 10/22/16

UH lost an overtime game

at Wyoming (56-59), 11/23/13

THE LAST TIME A UH OPPONENT....

HAWAI'I AT FRESNO STATE (NOV. 19, 2016)

PASSING

Pass yards

Stat	Individual	Total	Opponent	Date
500+	Kellen Moore	507	Boise State	11/6/10
400+	Davis Webb	441	Cal	8/27/16
300+	Brett Rypien	338	Boise State	11/12/16

Touchdown Passes

Stat	Individual	Total	Opponent	Date
7+	Brett Smith	7	Wyoming	11/23/13
6+	Zack Greenlee	6	Fresno State	11/14/15
5+	Zack Greenlee	6	Fresno State	11/14/15

Pass Attempts

Stat	Individual	Total	Opponent	Date
50+	Davis Webb	54	Cal	8/27/16

Pass Completions

Stat	Individual	Total	Opponent	Date
35+	Davis Webb	38	Cal	8/27/16

RECEIVING

Receiving yards

Stat	Individual	Total	Opponent	Date
250+	J.R. Toliver	283	San Diego St.	12/7/02
200+	Chris Williams	221	New Mex. St.	11/8/08
150+	Chad Hansen	160	Cal	8/27/16

Touchdown Receptions

Stat	Individual	Total	Opponent	Date
4+	Robert Herron	4	Wyoming	11/23/13

Receptions

Stat	Individual	Total	Opponent	Date
15+	Anthony Crissinger-Hill	15	Fla. Atlantic	9/4/04
12+	Chad Hansen	14	Cal	8/27/16
10+	Chad Hansen	14	Cal	8/27/16

Long Reception

Stat	Individual	Yds	Opponent	Date
90+	John Ross	91	Washington	8/30/14
80+	Aaron Criswell	85	at UNLV	11/7/15
70+	Devonte Boyd	75	at UNLV	11/7/15

Two Players with 100+ yards receiving

Cedrick Wilson (141), Thomas Sperbeck (114), Boise State, 11/12/16

RUSHING

Rush Yards

Stat	Individual	Total	Opponent	Date
300+	Ron Dayne	339	Wisconsin	11/30/96
200+	Keenan Reynolds	226	Navy	11/9/13
150+	Jeremy McNichols	153	Boise State	11/12/16
100+	Jeremy McNichols	153	Boise State	11/12/16

Rush Attempts

Stat	Individual	Total	Opponent	Date
35+	Kasey Carrier	35	New Mexico	10/13/12
30+	Jacobi Owens	30	Air Force	10/31/15

Rush Touchdowns

Stat	Individual	Total	Opponent	Date
6+	Stefphon Jefferson	6	Nevada	9/22/12
5+	Stefphon Jefferson	6	Nevada	9/22/12
4+	A.J. Schurr	4	Army	11/30/13

Long Rush

Stat	Individual	Total	Opponent	Date
80+	Tim Cornett	80	UNLV	9/17/11
70+	Rashaad Penny	73	San Diego State	11/5/16
60+	Rashaad Penny	73	San Diego State	11/5/16
50+	Rashaad Penny	73	San Diego State	11/5/16

Two players rushed for 100+ yards

Donnel Pumphrey (112), Rashaad Penny (108), San Diego State, 11/5/16

Total Touchdowns

Stat	Individual	Total	Opponent	Date
7+	Stefphon Jefferson	7	Nevada	9/22/12
6+	Stefphon Jefferson	7	Nevada	9/22/12
5+	Stefphon Jefferson	7	Nevada	9/22/12
4+	Garrett Grayson	4	Colorado State	11/8/14

DEFENSE

Interceptions

Stat	Individual	Total	Opponent	Date
3+	Brandyn Thompson	3	Boise St.	10/17/08

An interception was returned for a TD...

Ron Smith (14 yd) and Damontae Kazee (54), San Diego State, 11/5/16

A fumble was returned for a touchdown...

Lee Crosby (46 yds), New Mexico, 10/29/16

A safety was recorded...

by Oregon State, 9/7/13

SPECIAL TEAMS

A kickoff was returned for a TD

Carlos Wiggins (100 yds) at New Mexico, 10/17/15

A punt was returned for a TD

Londell Lee (79 yds) UT Martin, 9/10/16

A punt was blocked

Sergio Brown, Notre Dame, 12/24/08

Blocked punt returned for a TD

T.J. Jones, Northwestern, 11/27/04

A field goal was blocked

Jordan Dobrich, Nevada, 10/25/14

A PAT was blocked...

Travon Brooks, UC Davis, 9/19/15

A field goal of 50+ yards

Nolan Kohorst (50 yd), UNLV, 9/17/11

Did Not Attempt a Punt...

at Michigan, 9/3/16

TEAM

Total Offense

Stat	Opponent	Total	Date
700+	Wyoming	793	11/23/13
600+	Boise State	603	11/12/16
500+	Boise State	603	11/12/16
200<	South Alabama	166	12/1/12

Pass Yards

Stat	Opponent	Total	Date
500+	Boise State	507	11/6/10
400+	Cal	441	8/27/16
300+	Boise State	357	11/12/16
100<	San Diego State	97	11/5/16

Rush Yards

Stat	Opponent	Total	Date
500+	Fresno St.	503	11/12/04
400+	Air Force	496	10/31/15
300+	Air Force	389	10/22/16
200+	Boise State	246	11/12/16
100<	UNLV	51	11/22/14

Points

Stat	Opponent	Total	Date
60+	Michigan	63	9/3/16
50+	Boise State	52	11/12/16
40+	Boise State	52	11/12/16

Turnovers

Stat	Opponent	Total	Date
7+	at Washington St.	7	9/12/09
6+	San José St.	6	10/14/11
5+	Fresno State	5	9/28/13

Turnovers Forced

Stat	Opponent	Total	Date
6+	at Nevada	6	9/21/13
5+	at Boise State	5	10/3/15

Interceptions

Stat	Opponent	Total	Date
5+	Tulsa	5	12/24/10

Sacks

Stat	Opponent	Total	Date
8+	Notre Dame	8	12/24/08
7+	at Rice	7	10/4/14

COMBINED

Two teams combined for 100+ points...

Hawai'i (56) at Wyoming (59), 115 points, 11/23/13

Two teams combined for 1,000 or more yards of total offense...

Hawai'i (566) vs. Nevada (397), 1,063 yards, 10/1/16

Two teams combined for 1,400 or more yards of total offense...

Hawai'i (624) at Wyoming (793), 1,417 yards, 11/23/13

Two teams rushed for less than 100 yards in a game...

Oregon State (57) vs. Hawai'i (69), 9/7/13

Two teams passed for less than 100 yards in a game...

SMU (83) vs. Hawai'i (79), 10/3/98

2016 STAT CHARTS

300+ yd Pass Games2016 ..Streak .Career

Dru Brown.....1 1
Ikaika Woolsey 1

100+ yd Rush Games2016 ..Streak .Career

Diocemy Saint Juste, RB2 3
Paul Harris, RB1 7
Steven Lakalaka, RB - 3

100+ yd Rec. Games2016 ..Streak .Career

Marcus Kemp.....3 9
John Ursua.....1 1
Devan Stubblefield - 2
Dylan Collie..... - 1

CURRENT TEAM STREAKS

Home Losses: 3

last win: Nevada (38-17), 10/1/16

Road Losses: 1

last win: at Air Force (34-27, 20T), 10/22/16

Conference Losses: 2

last win: at Air Force (34-27, 20T), 10/22/16

Conference Home Losses: 3

last win: Nevada (38-17), 10/1/16

Conference Road Losses: 1

last win: at Air Force (34-27, 20T), 10/22/16

Non-Conference Home Wins: 5

last loss: Oregon State (30-38), 9/6/14

Non-Conference Road Losses: 13

last win: at Army (31-28), 9/11/10

Team Statistics	UH	OPP
SCORING	284	434
Points Per Game	25.8	39.5
Points Off Turnovers	38	103
FIRST DOWNS	211	261
Rushing	86	155
Passing	111	89
Penalty	14	17
RUSHING YARDAGE	1871	2838
Yards gained rushing	2125	3104
Yards lost rushing	254	266
Rushing Attempts	379	511
Average Per Rush	4.9	5.6
Average Per Game	170.1	258.0
TDs Rushing	20	27
PASSING YARDAGE	2352	2301
Comp-Att-Int	194-345-14	179-281-9
Average Per Pass	6.8	8.2
Average Per Catch	12.1	12.9
Average Per Game	213.8	209.2
TDs Passing	16	22
TOTAL OFFENSE	4223	5139
Total Plays	724	792
Average Per Play	5.8	6.5
Average Per Game	383.9	467.2
KICK RETURNS: #-Yards	49-1085	35-666
PUNT RETURNS: #-Yards	5-36	25-278
INT RETURNS: #-Yards	9-10	14-281
KICK RETURN AVERAGE	22.1	19.0
PUNT RETURN AVERAGE	7.2	11.1
INT RETURN AVERAGE	1.1	20.1
FUMBLES-LOST	18-9	10-4
PENALTIES-Yards	82-699	71-676
Average Per Game	63.5	61.5
PUNTS-Yards	55-2470	35-1528
Average Per Punt	44.9	43.7
Net punt average	38.4	40.3
KICKOFFS-Yards	54-3221	81-5079
Average Per Kick	59.6	62.7
Net kick average	40.4	40.7
TIME OF POSSESSION/Game	29:07	30:53
3RD-DOWN Conversions	52/142	78/155
3rd-Down Pct	37%	50%
4TH-DOWN Conversions	8/16	8/16
4th-Down Pct	50%	50%
SACKS BY-Yards	18-131	17-142
MISC YARDS	24	0
TOUCHDOWNS SCORED	36	56
FIELD GOALS-ATTEMPTS	11-11	15-20
ON-SIDE KICKS	0-1	0-0
RED-ZONE SCORES	(33-37) 89%	(42-49) 86%
RED-ZONE TOUCHDOWNS	(24-37) 65%	(30-49) 61%
PAT-ATTEMPTS	(35-35) 100%	(53-53) 100%
ATTENDANCE	124385	247951
Games/Avg Per Game	5/24877	5/49590
Neutral Site Games		1/61247

Score by Quarters	1st	2nd	3rd	4th	OT	Total
Hawai'i	41	83	61	85	14	284
Opponents	120	117	92	98	7	434

INDIVIDUAL STATISTICS

HAWAI'I AT FRESNO STATE (NOV. 19, 2016)

Rushing	gp-gs	att	gain	loss	net	avg	td	lg	avg/g
SAINT JUSTE, D.	9-9	120	713	22	691	5.8	2	59	76.8
HARRIS, Paul	11-0	69	513	9	504	7.3	2	44	45.8
LAKALAKA, S.	11-2	94	407	8	399	4.2	10	30	36.3
BROWN, Dru	10-7	64	388	131	257	4.0	3	62	25.7
WOOLSEY, Ikaika	10-4	19	85	54	31	1.6	1	30	3.1
URSUA, John	11-11	2	9	0	9	4.5	1	5	0.8
COLLIE, Dylan	11-0	1	9	0	9	9.0	0	9	0.8
CHUNG, Kaiwi	9-2	1	1	0	1	1.0	1	1	0.1
ZWAHLEN, Aaron	1-0	2	0	0	0	0.0	0	0	0.0
Team	8-0	7	0	30	-30	-4.3	0	0	-3.8
Total	11	379	2125	254	1871	4.9	20	62	170.1
Opponents	11	511	3104	266	2838	5.6	27	73	258.0

Passing	gp-gs	effic	comp-att-int	pct	yds	td	lg	avg/g
BROWN, Dru	10-7	126.55	147-244-6	60.2	1676	10	41	167.6
WOOLSEY, Ikaika	10-4	117.66	44-90-6	48.9	644	6	63	64.4
ZWAHLEN, Aaron	1-0	36.88	3-10-1	30.0	32	0	15	32.0
EWALIKO, Keelan	9-1	-200.00	0-1-1	0.0	0	0	0	0.0
Total	11	120.69	194-345-14	56.2	2352	16	63	213.8
Opponents	11	151.92	179-281-9	63.7	2301	22	65	209.2

Receiving	gp-gs	no.	yds	avg	td	lg	avg/g
KEMP, Marcus	11-11	57	928	16.3	6	63	84.4
URSUA, John	11-11	40	461	11.5	3	40	41.9
COLLIE, Dylan	11-0	26	222	8.5	1	24	20.2
BARKER, Ammon	11-7	14	190	13.6	1	39	17.3
TIMOTEO, K.	10-0	11	111	10.1	0	15	11.1
TORRES, Dakota	11-6	9	73	8.1	1	21	6.6
'UNGA, M.	9-1	8	128	16.0	3	36	14.2
CAMANSE-STEVENSON	11-5	8	90	11.2	0	32	8.2
EWALIKO, Keelan	9-1	7	61	8.7	0	19	6.8
SAINT JUSTE, D.	9-9	7	54	7.7	1	34	6.0
LAKALAKA, S.	11-2	3	14	4.7	0	7	1.3

Punt Returns	no.	yds	avg	td	lg
URSUA, John	5	36	7.2	0	30
ROGERS, Jalen	0	0	0.0	0	0
Total	5	36	7.2	0	30
Opponents	25	278	11.1	1	79

Interceptions	no.	yds	avg	td	lg
ROGERS, Jalen	3	0	0.0	0	0
HENDERSON, T.	2	3	1.5	0	3
MAYO, Jamal	1	6	6.0	0	6
TAVAI, Jahlani	1	0	0.0	0	0
PACKER, Damien	1	0	0.0	0	0
FARRIS, R.	1	1	1.0	0	1
Total	9	10	1.1	0	6
Opponents	14	281	20.1	4	54

Kick Returns	no.	yds	avg	td	lg
HARRIS, Paul	25	609	24.4	0	75
EWALIKO, Keelan	14	288	20.6	0	32
BUTLER, Dejaun	9	188	20.9	0	29
HENSLEY, J.R.	1	0	0.0	0	0
ROGERS, Jalen	0	0	0.0	0	0
Total	49	1085	22.1	0	75
Opponents	35	666	19.0	0	52

Fumble Returns	no.	yds	avg	td	lg
Total	0	0	0.0	0	0
Opponents	3	78	26.0	2	46

INDIVIDUAL STATISTICS

HAWAI'I AT FRESNO STATE (NOV. 19, 2016)

Scoring	td	fg	PAT				dxp	saf	pts
			kick	rush	rcv	pass			
SANCHEZ, R.	-	11-11	35-35	-	-	-	-	-	68
LAKALAKA, S.	10	-	-	-	-	-	-	-	60
KEMP, Marcus	6	-	-	-	-	-	-	-	36
URSUA, John	4	-	-	-	-	-	-	-	24
'UNGA, M.	3	-	-	-	-	-	-	-	18
BROWN, Dru	3	-	-	-	-	-	-	-	18
SAINT JUSTE, D.	3	-	-	-	-	-	-	-	18
HARRIS, Paul	2	-	-	-	-	-	-	-	12
WOOLSEY, Ikaika	1	-	-	-	-	0-1	-	-	6
TORRES, Dakota	1	-	-	-	-	-	-	-	6
COLLIE, Dylan	1	-	-	-	-	-	-	-	6
CHUNG, Kaiwi	1	-	-	-	-	-	-	-	6
BARKER, Ammon	1	-	-	-	-	-	-	-	6
Total	36	11-11	35-35	-	-	0-1	-	-	284
Opponents	56	15-20	53-53	0-1	-	0-2	-	-	434

Total Offense	g	plays	rush	pass	total	avg/g
BROWN, Dru	10	308	257	1676	1933	193.3
SAINT JUSTE, D.	9	120	691	0	691	76.8
WOOLSEY, Ikaika	10	109	31	644	675	67.5
HARRIS, Paul	11	69	504	0	504	45.8
LAKALAKA, S.	11	94	399	0	399	36.3
ZWAHLEN, Aaron	1	12	0	32	32	32.0
COLLIE, Dylan	11	1	9	0	9	0.8
URSUA, John	11	2	9	0	9	0.8
CHUNG, Kaiwi	9	1	1	0	1	0.1
Team	8	7	-30	0	-30	-3.8
Total	11	724	1871	2352	4223	383.9
Opponents	11	792	2838	2301	5139	467.2

Field Goals	fg	pct.	01-19	20-29	30-39	40-49	50-99	lg	blk
SANCHEZ, R.	11-11	100.0	0-0	5-5	4-4	1-1	1-1	55	0

FG Sequence	Hawai'i	Opponents
California	(42)	(29),(22),(25)
Michigan	(55)	-
UT Martin	-	(27),49
Arizona	-	(27),(28)
Nevada	(27)	(31),48
San Jose State	(24),(35)	(20),50
UNLV	(24)	(18),(28)
Air Force	(25),(35)	(47),(42),32
New Mexico	-	-
San Diego State	-	(30),(45),51
Boise State	(24),(32),(35)	(38)

Punting	no.	yds	avg	lg	tb	fc	i20	50+	blk
SANCHEZ, R.	55	2470	44.9	57	4	15	16	18	0
Total	55	2470	44.9	57	4	15	16	18	0
Opponents	35	1528	43.7	59	4	7	14	10	1

Kickoffs	no.	yds	avg	tb	ob	retn	net	ydln
SANCHEZ, R.	51	3061	60.0	15	3			
TRIFONOVITCH	3	160	53.3	0	0			
Total	54	3221	59.6	15	3	19.0	40.4	24
Opponents	81	5079	62.7	28	3	22.1	40.7	24

All Purpose	g	rush	rcv	pr	kr	ir	total	avg/g
HARRIS, Paul	11	504	-2	0	609	0	1111	101.0
KEMP, Marcus	11	0	928	0	0	0	928	84.4
SAINT JUSTE,	9	691	54	0	0	0	745	82.8
URSUA, John	11	9	461	36	0	0	506	46.0
LAKALAKA, S.	11	399	14	0	0	0	413	37.5
EWALIKO, Keel	9	0	61	0	288	0	349	38.8
BROWN, Dru	10	257	0	0	0	0	257	25.7
COLLIE, Dylan	11	9	222	0	0	0	231	21.0
BARKER, Ammo	11	0	190	0	0	0	190	17.3
BUTLER, DeJau	11	0	0	0	188	0	188	17.1
'UNGA, M.	9	0	128	0	0	0	128	14.2
TIMOTEO, K.	10	0	111	0	0	0	111	11.1
CAMANSE-STE	11	0	90	0	0	0	90	8.2
TORRES, Dakot	11	0	73	0	0	0	73	6.6
WOOLSEY, Ikaika	10	31	0	0	0	0	31	3.1
ROGERS, Jalen	11	0	0	0	0	0	24	2.2
HAGGER, D.	5	0	22	0	0	0	22	4.4
MAYO, Jamal	7	0	0	0	0	6	6	0.9
HENDERSON, T	11	0	0	0	0	3	3	0.3
FARRIS, R.	11	0	0	0	0	1	1	0.1
CHUNG, Kaiwi	9	1	0	0	0	0	1	0.1
Team	8	-30	0	0	0	0	-30	-3.8
Total	11	1871	2352	36	1085	10	5378	488.9
Opponents	11	2838	2301	278	666	281	6364	578.5

DEFENSIVE STATISTICS

HAWAI'I AT FRESNO STATE (NOV. 19, 2016)

##	Defensive Leaders	gp-gs	Tackles				Sacks	Pass defense			Fumbles		blkd	
			ua	a	tot	tfl/yds		int-yds	brup	qbh	rcv-yds	ff	kick	saf
31	TAVAI, Jahlani	11-11	65	34	99	12.0-34	4.0-17	1-0	2	2	1-0	2	.	.
39	HENDERSON, T.	11-11	54	22	76	9.5-32	2.0-19	2-3	5	1
21	PACKER, Damien	11-8	37	26	63	2.5-12	.	1-0	1	1	1-0	.	.	.
38	MAGEO, Malachi	10-10	36	26	62	6.5-26	2.0-19	.	1	1	.	1	.	.
19	ROGERS, Jalen	11-11	40	14	54	6.0-19	.	3-0	3
44	WILLIAMS, R.	9-5	26	20	46	5.5-15	1.5-10	.	1	1
1A	MAYO, Jamal	7-7	34	8	42	1.0-2	.	1-6	2
5	KEMA-KALEIWAHEA	11-11	15	20	35	3.5-28	2.0-26	.	.	2
75	RASMUSSEN, Kory	11-10	14	21	35	3.5-9	1.5-7	.	1	2	.	1	.	.
97	KOLOAMATANGI, M	9-6	19	12	31	4.0-14	2.0-11	.	.	.	1-0	.	.	.
0G	PRITCHARD, J.	8-2	18	10	28	3.5-8	1	.	.
26	BUTLER, Dejaun	11-3	18	10	28	.	.	.	2
18	FARRIS, R.	11-4	15	6	21	.	.	1-1	1
2	GARCIA-WILLIAMS	7-2	13	5	18	2.0-2
99	CHOI, Zeno	11-2	12	6	18	2.0-5
91	AKOTEU, Sam	10-1	10	7	17	1.5-9	1.0-8
8	FAALOLOGO, P.	9-9	5	11	16	1.0-1
3	MANOA, David	11-4	7	8	15	0.5-0	.	.	.	1
27	MATAUTIA, S.	10-3	7	7	14	2.5-6
43	ELDRIDGE, T.	8-0	10	4	14	0.5-2
94	GIFFORD, Ka'au	10-0	5	6	11
13	SANTIAGO, Keala	10-1	7	4	11	1.0-10	1.0-10	.	1
98	MOALA, Viane	11-0	7	3	10	1.0-3	1	.
40	MULANGA, Dany	9-0	8	1	9	1.0-5
41	BORDEN, Noah	11-0	3	3	6
36	SCRUTON, Ben	7-0	1	4	5
2B	OKEKE, Ikem	8-0	4	1	5
80	BARKER, Ammon	11-7	4	1	5	1-0	.	.	.
15	LEWIS, Daniel	1-0	3	1	4
96	PADELLO, K.	11-0	3	.	3	2.0-5	1.0-4	1	.
1	SANCHEZ, R.	11-0	3	.	3
30	TULLIS, Davine	10-0	2	1	3
22	SAINT JUSTE, D.	9-9	2	.	2
88	TUINEI, Tumua	3-0	2	.	2
42	FURUTA, Dayton	2-0	1	1	2
7	'UNGA, M.	9-1	1	1	2
37	GERARD, Austin	4-0	1	1	2
14	KEMP, Marcus	11-11	2	.	2
86	TORRES, Dakota	11-6	1	1	2
20	WILSON, Zach	6-0	1	.	1
4	LAKALAKA, S.	11-2	1	.	1
10	CAMANSE-STEVEENS	11-5	1	.	1
59	BROMAN, Max	9-0	1	.	1
48	TUIASOA, Ryan	11-0	1	.	1
45	URSUA, John	11-11	.	1	1
16	HICKS, Kalen	3-0	.	1	1	0.5-1
Total		11	520	308	828	73-248	18-131	9-10	20	11	4-0	5	2	.
Opponents		11	464	182	646	50-204	17-142	14-281	52	4	9-78	13	.	.

TEAM STATISTICS

Date	Opponent	Rushing				Receiving				Passing				Kick Returns				Punt Returns				tot off	
		no.	yds	td	lg	no.	yds	td	lg	cmp	att	int	yds	td	lg	no.	yds	td	lg	no.	yds		td
Aug 27	vs California	38	248	3	53	17	234	1	39	17-34-1	234	1	39	7	145	0	30	0	0	0	0	0	482
Sep 03	at Michigan	37	81	0	17	12	151	0	28	12-23-2	151	0	28	6	123	0	25	0	0	0	0	0	232
Sep 10	UT MARTIN	37	175	2	24	10	203	4	63	10-20-3	203	4	63	7	143	0	32	1	0	0	0	0	378
Sep 17	at Arizona	38	168	3	18	21	261	1	38	21-43-1	261	1	38	6	124	0	26	0	0	0	0	0	429
Oct 01	NEVADA	40	344	3	59	15	222	2	38	15-18-0	222	2	38	1	13	0	13	0	0	0	0	0	566
Oct 08	at San Jose State	31	144	2	62	24	287	2	39	24-33-0	287	2	39	0	0	0	0	0	0	0	0	0	431
Oct 15	UNLV	33	229	3	55	17	217	2	38	17-32-0	217	2	38	5	160	0	75	0	0	0	0	0	446
Oct 22	at Air Force	26	75	1	25	21	312	3	41	21-37-2	312	3	41	1	39	0	39	0	0	0	0	0	387
Oct 29	NEW MEXICO	40	125	3	23	16	173	0	31	16-28-0	173	0	31	2	67	0	38	4	36	0	30	298	
Nov 05	at San Diego State	27	48	0	10	25	167	0	15	25-45-4	167	0	15	10	199	0	25	0	0	0	0	0	215
Nov 12	BOISE STATE	32	234	0	39	16	125	1	21	16-32-1	125	1	21	4	72	0	30	0	0	0	0	0	359
		379	1871	20	62	194	2352	16	63	194-345-14	2352	16	63	49	1085	0	75	5	36	0	30	4223	
Opponents		511	2838	27	73	179	2301	22	65	179-281-9	2301	22	65	35	666	0	52	25	278	1	79	5139	

Games: 11 • Avg/rush: 4.9 • Avg/catch: 12.1 • Pass effc: 120.69 • KR avg: 22.1 • PR avg: 7.2 • All purpose avg/game: 488.9 • Total offense avg/gm: 383.9

		Tackles				Sacks	Fumble		Pass Defense			blkd	PAT Attempts			off		
Date	Opponent	ua	a	total	tfl-yds	no-yds	ff	fr-yds	int-yds	qbh	brup	kick	kick	rush	rcv	saf	t/o	pts
Aug 27	vs California	52	38	90	4.0-24	2.0-22	0	0-0	0-0	2	2	0	4-4	0	0	0	0	31
Sep 03	at Michigan	43	20	63	4.0-9	0.0-0	0	0-0	1-0	0	1	0	0-0	0	0	0	0	3
Sep 10	UT MARTIN	48	18	66	7.0-35	2.0-19	1	2-0	2-0	1	4	0	5-5	0	0	0	21	41
Sep 17	at Arizona	52	10	62	6.0-8	0.0-0	0	0-0	0-0	0	0	0	4-4	0	0	0	0	28
Oct 01	NEVADA	48	22	70	7.0-45	4.0-35	0	0-0	0-0	3	3	0	5-5	0	0	0	0	38
Oct 08	at San Jose State	50	26	76	11.0-36	6.0-26	0	0-0	3-6	2	3	1	4-4	0	0	0	7	34
Oct 15	UNLV	50	40	90	5.0-10	0.0-0	0	0-0	0-0	1	3	1	5-5	0	0	0	0	38
Oct 22	at Air Force	57	58	115	9.0-23	1.0-9	2	2-0	1-0	0	1	0	4-4	0	0	0	10	34
Oct 29	NEW MEXICO	34	36	70	5.0-12	0.0-0	1	0-0	1-3	2	2	0	3-3	0	0	0	0	21
Nov 05	at San Diego State	35	22	57	7.0-25	2.0-17	1	0-0	1-1	0	0	0	0-0	0	0	0	0	0
Nov 12	BOISE STATE	51	18	69	8.0-21	1.0-3	0	0-0	0-0	0	1	0	1-1	0	0	0	0	16
		520	308	828	73.0-248	18.0-131	5	4-0	9-10	11	20	2	35-35	0	0	0	38	284
Opponents		464	182	646	50.0-204	17.0-142	13	9-78	14-281	4	52	0	53-53	0	0	0	103	434

		Punting										Field Goals			Kickoffs				
Date	Opponent	no.	yds	avg	long	blkd	tb	fc	50+	i20	md-att	long	blkd	no.	yds	avg	tb	ob	
Aug 27	vs California	4	149	37.2	41	0	0	1	0	2	1-1	42	0	5	287	57.4	1	0	
Sep 03	at Michigan	6	256	42.7	52	0	0	2	2	2	1-1	55	0	2	90	45.0	0	0	
Sep 10	UT MARTIN	5	236	47.2	55	0	0	2	2	1	0-0	0	0	7	413	59.0	0	1	
Sep 17	at Arizona	5	252	50.4	56	0	1	1	3	1	0-0	0	0	5	235	47.0	1	1	
Oct 01	NEVADA	3	144	48.0	53	0	0	1	2	1	1-1	27	0	7	428	61.1	4	0	
Oct 08	at San Jose State	6	267	44.5	53	0	0	0	2	2	2-2	35	0	7	451	64.4	2	0	
Oct 15	UNLV	3	116	38.7	45	0	1	1	0	1	1-1	24	0	7	418	59.7	0	0	
Oct 22	at Air Force	5	224	44.8	52	0	1	2	1	2	2-2	35	0	5	323	64.6	4	0	
Oct 29	NEW MEXICO	6	269	44.8	51	0	0	1	2	2	0-0	0	0	3	195	65.0	2	0	
Nov 05	at San Diego State	8	359	44.9	57	0	1	2	2	2	0-0	0	0	1	65	65.0	1	0	
Nov 12	BOISE STATE	4	198	49.5	56	0	0	2	2	0	3-3	35	0	5	316	63.2	0	1	
		55	2470	44.9	57	0	4	15	18	16	11-11	55	0	54	3221	59.6	15	3	
Opponents		35	1528	43.7	59	1	4	7	10	14	15-20	47	1	81	5079	62.7	28	3	

OPPONENT STATISTICS

Date	Opponent	Rushing				Receiving				Passing				Kick Returns				Punt Returns				tot off
		no.	yds	td	lg	no.	yds	td	lg	cmp-att-int	yds	td	lg	no.	yds	td	lg	no.	yds	td	lg	
Aug 27	vs California	35	189	2	40	38	441	4	34	38-54-0	441	4	34	4	125	0	47	2	1	0	1	630
Sep 03	at Michigan	39	306	4	43	17	206	3	31	17-20-1	206	3	31	2	20	0	15	2	28	0	14	512
Sep 10	UT MARTIN	43	214	1	46	12	204	3	65	12-26-2	204	3	65	6	103	0	28	2	69	1	79	418
Sep 17	at Arizona	49	347	5	61	16	235	1	56	16-21-0	235	1	56	2	26	0	18	3	12	0	18	582
Oct 01	NEVADA	42	194	1	55	19	203	1	31	19-33-0	203	1	31	3	84	0	52	2	11	0	8	397
Oct 08	at San Jose State	40	164	0	36	18	175	1	30	18-33-3	175	1	30	5	81	0	30	2	42	0	22	339
Oct 15	UNLV	51	256	3	34	19	279	2	39	19-29-0	279	2	39	7	119	0	25	1	3	0	3	535
Oct 22	at Air Force	86	389	3	41	1	20	0	20	1-10-1	20	0	20	1	14	0	14	1	0	0	0	409
Oct 29	NEW MEXICO	40	237	3	72	11	84	0	20	11-15-1	84	0	20	1	18	0	18	4	16	0	9	321
Nov 05	at San Diego State	42	296	2	73	8	97	3	24	8-16-1	97	3	24	0	0	0	0	4	73	0	41	393
Nov 12	BOISE STATE	44	246	3	38	20	357	4	44	20-24-0	357	4	44	4	76	0	31	2	23	0	14	603
		511	2838	27	73	179	2301	22	65	179-281-9	2301	22	65	35	666	0	52	25	278	1	79	5139
Hawaii		379	1871	20	62	194	2352	16	63	194-345-14	2352	16	63	49	1085	0	75	5	36	0	30	4223

Games: 11 • Avg/rush: 5.6 • Avg/catch: 12.9 • Pass eff: 151.92 • KR avg: 19.0 • PR avg: 11.1 • All purpose avg/game: 578.5 • Total offense avg/gm: 467.2

		Tackles				Sacks	Fumble		Pass Defense			blkd	PAT Attempts			off		
Date	Opponent	ua	a	total	tfl-yds	no-yds	ff	fr-yds	int-yds	qbh	brup	kick	kick	rush	rcv	saf	t/o	pts
Aug 27	vs California	42	18	60	3.0-6	0.0-0	3	2-0	1-3	0	5	0	6-6	0	0	0	10	51
Sep 03	at Michigan	40	28	68	10.0-52	4.0-41	1	0-0	2-78	1	3	0	9-9	0	0	0	14	63
Sep 10	UT MARTIN	45	4	49	6.0-14	1.0-5	0	0-0	3-28	0	1	0	3-3	0	0	0	14	36
Sep 17	at Arizona	53	10	63	2.0-9	1.0-7	1	1-0	1-0	0	4	0	5-5	0	0	0	7	47
Oct 01	NEVADA	47	6	53	3.0-15	2.0-13	2	1-0	0-0	0	1	0	2-2	0	0	0	7	17
Oct 08	at San Jose State	40	20	60	5.0-26	2.0-22	2	2-19	0-0	1	2	0	2-2	0	0	0	7	17
Oct 15	UNLV	39	14	53	4.0-22	1.0-19	1	1-13	0-0	0	8	0	5-5	0	0	0	3	41
Oct 22	at Air Force	25	28	53	4.0-19	2.0-12	0	0-0	2-34	0	6	0	3-3	0	0	0	3	27
Oct 29	NEW MEXICO	48	20	68	6.0-16	2.0-10	1	1-46	0-0	1	7	0	4-4	0	0	0	7	28
Nov 05	at San Diego State	38	28	66	3.0-15	2.0-13	1	0-0	4-109	0	7	0	7-7	0	0	0	17	55
Nov 12	BOISE STATE	47	6	53	4.0-10	0.0-0	1	1-0	1-29	1	8	0	7-7	0	0	0	14	52
		464	182	646	50.0-204	17.0-142	13	9-78	14-281	4	52	0	53-53	0	0	0	103	434
Hawai'i		520	308	828	73.0-248	18.0-131	5	4-0	9-10	11	20	2	35-35	0	0	0	38	284

		Punting										Field Goals			Kickoffs				
Date	Opponent	no.	yds	avg	long	blkd	tb	fc	50+	i20	md-att	long	blkd	no.	yds	avg	tb	ob	
Aug 27	vs California	3	94	31.3	39	0	0	0	0	2	3-3	29	0	10	606	60.6	2	0	
Sep 03	at Michigan	0	0	0.0	0	0	0	0	0	0	0-0	0	0	10	638	63.8	4	0	
Sep 10	UT MARTIN	3	107	35.7	39	0	0	0	0	0	1-2	27	0	7	440	62.9	0	0	
Sep 17	at Arizona	4	185	46.2	54	0	1	0	1	2	2-2	28	0	9	570	63.3	3	0	
Oct 01	NEVADA	4	194	48.5	54	0	0	1	2	2	1-2	31	0	4	252	63.0	3	0	
Oct 08	at San Jose State	3	138	46.0	59	0	2	1	1	0	1-2	20	1	4	260	65.0	4	0	
Oct 15	UNLV	4	164	41.0	54	1	0	1	1	1	2-2	28	0	8	502	62.8	2	1	
Oct 22	at Air Force	3	150	50.0	53	0	0	2	1	2	2-3	47	0	5	325	65.0	4	0	
Oct 29	NEW MEXICO	6	283	47.2	56	0	0	1	3	1	0-0	0	0	5	311	62.2	2	1	
Nov 05	at San Diego State	3	153	51.0	56	0	1	0	1	2	2-3	45	0	10	603	60.3	0	0	
Nov 12	BOISE STATE	2	60	30.0	36	0	0	1	0	2	1-1	38	0	9	572	63.6	4	1	
		35	1528	43.7	59	1	4	7	10	14	15-20	47	1	81	5079	62.7	28	3	
Hawai'i		55	2470	44.9	57	0	4	15	18	16	11-11	55	0	54	3221	59.6	15	3	

Hawai'i Inside Opponent Red-Zone

			Times	Times	Total					Failed to score inside RZ						
Date	Opponent	Score	In RZ	Scored	Pts	TDs	Rush TDs	Pass TDs	FGs Made	FGA	Down	Int	Fumb	Half	Game	
Aug 27, 2016	vs California	L 31-51	2	2	14	2	2	0	0	0	0	0	0	0	0	
Sep 03, 2016	at Michigan	L 3-63	1	0	0	0	0	0	0	0	0	0	0	1	0	
Sep 10, 2016	UT MARTIN	W 41-36	2	2	14	2	1	1	0	0	0	0	0	0	0	
Sep 17, 2016	at Arizona	L 28-47	4	4	28	4	3	1	0	0	0	0	0	0	0	
Oct 01, 2016	NEVADA	W 38-17	6	6	38	5	3	2	1	0	0	0	0	0	0	
Oct 08, 2016	at San Jose State	W 34-17	2	2	6	0	0	0	2	0	0	0	0	0	0	
Oct 15, 2016	UNLV	L 38-41	6	6	38	5	3	2	1	0	0	0	0	0	0	
Oct 22, 2016	at Air Force	W 34-27	5	4	20	2	1	1	2	0	0	1	0	0	0	
Oct 29, 2016	NEW MEXICO	L 21-28	4	3	21	3	3	0	0	0	1	0	0	0	0	
Nov 05, 2016	at San Diego State	L 0-55	1	0	0	0	0	0	0	0	1	0	0	0	0	
Nov 12, 2016	BOISE STATE	L 16-52	4	4	16	1	0	1	3	0	0	0	0	0	0	
Totals			37	33	195	24	16	8	9	0	2	1	0	1	0	
33 of 37 (89.2%)																

Opponents Inside Hawai'i Red-Zone

			Times	Times	Total		Rush	Pass	FGs	Failed to score inside RZ					
Date	Opponent	Score	In RZ	Scored	Pts	TDs	TDs	TDs	Made	FGA	Down	Int	Fumb	Half	Game
Aug 27, 2016	vs California	L 31-51	7	6	30	3	1	2	3	0	0	0	0	1	0
Sep 03, 2016	at Michigan	L 3-63	6	6	42	6	3	3	0	0	0	0	0	0	0
Sep 10, 2016	UT MARTIN	W 41-36	4	3	17	2	0	2	1	0	0	1	0	0	0
Sep 17, 2016	at Arizona	L 28-47	4	4	20	2	2	0	2	0	0	0	0	0	0
Oct 01, 2016	NEVADA	W 38-17	4	3	17	2	1	1	1	0	1	0	0	0	0
Oct 08, 2016	at San Jose State	W 34-17	2	2	10	1	0	1	1	0	0	0	0	0	0
Oct 15, 2016	UNLV	L 38-41	6	5	27	3	2	1	2	0	0	0	0	1	0
Oct 22, 2016	at Air Force	W 34-27	5	3	21	3	3	0	0	1	0	1	0	0	0
Oct 29, 2016	NEW MEXICO	L 21-28	2	2	14	2	2	0	0	0	0	0	0	0	0
Nov 05, 2016	at San Diego State	L 0-55	5	4	24	3	1	2	1	1	0	0	0	0	0
Nov 12, 2016	BOISE STATE	L 16-52	4	4	24	3	2	1	1	0	0	0	0	0	0
Totals			49	42	246	30	17	13	12	2	1	2	0	2	0
42 of 49 (85.7%)															

3rd-Down Conversions

Date	Opponent	Score	Overall	1st Qtr	2nd Qtr	3rd Qtr	4th Qtr	Overtime
Aug 27, 2016	vs California	L 31-51	8-14 57.1	2-3 66.7	1-3 33.3	3-5 60.0	2-3 66.7	
Sep 03, 2016	at Michigan	L 3-63	1-11 9.1	0-3 0.0	1-3 33.3	0-2 0.0	0-3 0.0	
Sep 10, 2016	UT MARTIN	W 41-36	4-11 36.4	2-2 100.0	0-3 0.0	0-2 0.0	2-4 50.0	
Sep 17, 2016	at Arizona	L 28-47	8-15 53.3	3-5 60.0	1-5 20.0	2-3 66.7	2-2 100.0	
Oct 01, 2016	NEVADA	W 38-17	2-7 28.6	0-2 0.0	1-1 100.0	1-1 100.0	0-3 0.0	
Oct 08, 2016	at San Jose State	W 34-17	2-13 15.4	1-2 50.0	1-4 25.0	0-4 0.0	0-3 0.0	
Oct 15, 2016	UNLV	L 38-41	8-15 53.3	2-4 50.0	4-5 80.0	1-3 33.3	1-3 33.3	
Oct 22, 2016	at Air Force	W 34-27	6-13 46.2	0-2 0.0	3-5 60.0	0-2 0.0	1-2 50.0	2-2 100.0
Oct 29, 2016	NEW MEXICO	L 21-28	2-13 15.4	0-2 0.0	0-3 0.0	0-3 0.0	2-5 40.0	
Nov 05, 2016	at San Diego State	L 0-55	5-16 31.2	0-2 0.0	1-5 20.0	2-5 40.0	2-4 50.0	
Nov 12, 2016	BOISE STATE	L 16-52	6-14 42.9	0-3 0.0	3-5 60.0	1-3 33.3	2-3 66.7	
	Hawai'i		52-142 36.6	10-30 33.3	16-42 38.1	10-33 30.3	14-35 40.0	2-2 100.0
	Opponents		78-155 50.3	19-34 55.9	20-42 47.6	13-37 35.1	23-38 60.5	3-4 75.0

4th-Down Conversions

Date	Opponent	Score	Overall	1st Qtr	2nd Qtr	3rd Qtr	4th Qtr	Overtime
Aug 27, 2016	vs California	L 31-51	1-1 100.0	0-0 0.0	0-0 0.0	1-1 100.0	0-0 0.0	
Sep 03, 2016	at Michigan	L 3-63	1-2 50.0	0-0 0.0	0-0 0.0	0-1 0.0	1-1 100.0	
Sep 10, 2016	UT MARTIN	W 41-36	1-1 100.0	0-0 0.0	0-0 0.0	0-0 0.0	1-1 100.0	
Sep 17, 2016	at Arizona	L 28-47	1-2 50.0	0-0 0.0	0-1 0.0	1-1 100.0	0-0 0.0	
Oct 01, 2016	NEVADA	W 38-17	0-0 0.0	0-0 0.0	0-0 0.0	0-0 0.0	0-0 0.0	
Oct 08, 2016	at San Jose State	W 34-17	1-1 100.0	0-0 0.0	1-1 100.0	0-0 0.0	0-0 0.0	
Oct 15, 2016	UNLV	L 38-41	0-1 0.0	0-0 0.0	0-0 0.0	0-0 0.0	0-1 0.0	
Oct 22, 2016	at Air Force	W 34-27	0-0 0.0	0-0 0.0	0-0 0.0	0-0 0.0	0-0 0.0	0-0 0.0
Oct 29, 2016	NEW MEXICO	L 21-28	3-5 60.0	0-1 0.0	1-1 100.0	0-0 0.0	2-3 66.7	
Nov 05, 2016	at San Diego State	L 0-55	0-2 0.0	0-0 0.0	0-1 0.0	0-0 0.0	0-1 0.0	
Nov 12, 2016	BOISE STATE	L 16-52	0-1 0.0	0-1 0.0	0-0 0.0	0-0 0.0	0-0 0.0	
	Hawai'i		8-16 50.0	0-2 0.0	2-4 50.0	2-3 66.7	4-7 57.1	0-0 0.0
	Opponents		8-16 50.0	3-4 75.0	1-3 33.3	2-3 66.7	2-5 40.0	0-1 0.0

Time of Possession

Date	Opponent	Score	Overall	1st Qtr	2nd Qtr	3rd Qtr	4th Qtr	Overtime
Aug 27, 2016	vs California	L 31-51	29:07	8:00	4:32	9:24	7:11	
Sep 03, 2016	at Michigan	L 3-63	32:05	6:07	9:29	8:33	7:56	
Sep 10, 2016	UT MARTIN	W 41-36	25:43	6:02	4:38	5:53	9:10	
Sep 17, 2016	at Arizona	L 28-47	31:36	9:03	7:39	8:51	6:03	
Oct 01, 2016	NEVADA	W 38-17	28:24	7:36	5:49	7:28	7:31	
Oct 08, 2016	at San Jose State	W 34-17	29:44	4:52	8:01	9:11	7:40	
Oct 15, 2016	UNLV	L 38-41	27:59	7:28	8:06	6:57	5:28	
Oct 22, 2016	at Air Force	W 34-27	25:18	6:43	8:13	6:13	4:09	0:00
Oct 29, 2016	NEW MEXICO	L 21-28	29:42	4:26	9:47	4:39	10:50	
Nov 05, 2016	at San Diego State	L 0-55	32:30	5:36	7:44	7:37	11:33	
Nov 12, 2016	BOISE STATE	L 16-52	28:04	5:04	8:26	7:35	6:59	
	Hawai'i	Total	320:12	70:57	82:24	82:21	84:30	0:00
		Avg.	29:06	6:27	7:29	7:29	7:40	0:00
	Opponents	Total	339:48	94:03	82:36	82:39	80:30	0:00
		Avg.	30:53	8:33	7:30	7:30	7:19	0:00

INDIVIDUAL GAME HIGHS

Rushes	19	SAINT JUSTE, D. vs Nevada (Oct 01, 2016)
Yards Rushing	205	SAINT JUSTE, D. vs Nevada (Oct 01, 2016)
TD Rushes	2	LAKALAKA, S. at Arizona (Sep 17, 2016)
	2	LAKALAKA, S. vs UNLV (Oct 15, 2016)
Long Rush	62	BROWN, Dru at San Jose State (Oct 08, 2016)
Pass attempts	37	BROWN, Dru at Air Force (Oct 22, 2016)
Pass completions	24	BROWN, Dru at San Jose State (Oct 08, 2016)
Yards Passing	312	BROWN, Dru at Air Force (Oct 22, 2016)
TD Passes	4	WOOLSEY, Ikaika vs UT Martin (Sep 10, 2016)
Long Pass	63	WOOLSEY, Ikaika vs UT Martin (Sep 10, 2016)
Receptions	8	KEMP, Marcus vs New Mexico (Oct 29, 2016)
Yards Receiving	151	KEMP, Marcus at Air Force (Oct 22, 2016)
TD Receptions	3	KEMP, Marcus vs UT Martin (Sep 03, 2016)
Long Reception	63	KEMP, Marcus vs UT Martin (Sep 10, 2016)
Field Goals	3	SANCHEZ, R. vs Boise State (Nov 12, 2016)
Long Field Goal	55	SANCHEZ, R. at Michigan (Sep 03, 2016)
Punts	8	SANCHEZ, R. at San Diego State (Nov 05, 2016)
Punting Avg	50.4	SANCHEZ, R. at Arizona (Sep 17, 2016)
Long Punt	57	SANCHEZ, R. at San Diego State (Nov 05, 2016)
Punts inside 20	2	SANCHEZ, R. vs California (Aug 27, 2016)
	2	SANCHEZ, R. at Michigan (Sep 03, 2016)
	2	SANCHEZ, R. at San Jose State (Oct 08, 2016)
	2	SANCHEZ, R. at Air Force (Oct 22, 2016)
	2	SANCHEZ, R. vs New Mexico (Oct 29, 2016)
	2	SANCHEZ, R. at San Diego State (Nov 05, 2016)
Long Punt Return	30	URSUA, John vs New Mexico (Oct 29, 2016)
Long Kickoff Return	75	HARRIS, Paul vs UNLV (Oct 15, 2016)
Tackles	14	TAVAI, Jahlani vs UNLV (Oct 15, 2016)
	14	MAGEO, Malachi at Air Force (Oct 22, 2016)
Sacks	2.0	TAVAI, Jahlani at San Jose State (Oct 08, 2016)
Tackles For Loss	3.0	TAVAI, Jahlani at San Jose State (Oct 08, 2016)
	3.0	HENDERSON, T. at San Diego State (Nov 05, 2016)
Interceptions	1	PACKER, Damien at Michigan (Sep 03, 2016)
	1	ROGERS, Jalen vs UT Martin (Sep 10, 2016)
	1	TAVAI, Jahlani vs UT Martin (Sep 10, 2016)
	1	MAYO, Jamal at San Jose State (Oct 08, 2016)
	1	ROGERS, Jalen at San Jose State (Oct 08, 2016)
	1	HENDERSON, T. at San Jose State (Oct 08, 2016)
	1	ROGERS, Jalen at Air Force (Oct 22, 2016)
	1	HENDERSON, T. vs New Mexico (Oct 29, 2016)
	1	FARRIS, R. at San Diego State (Nov 05, 2016)

OPPONENT INDIVIDUAL GAME HIGHS

Rushes	24	DAVERN, Shayne, at Air Force (Oct 22, 2016)
Yards Rushing	168	Taylor, J.J., at Arizona (Sep 17, 2016)
	168	BUTLER, James, vs Nevada (Oct 01, 2016)
TD Rushes	3	Dawkins, B., at Arizona (Sep 17, 2016)
Long Rush	73	PENNY, Rashaad, at San Diego State (Nov 05, 2016)
Pass attempts	54	Webb, Davis, vs California (Aug 27, 2016)
Pass completions	38	Webb, Davis, vs California (Aug 27, 2016)
Yards Passing	441	Webb, Davis, vs California (Aug 27, 2016)
TD Passes	4	Webb, Davis, vs California (Aug 27, 2016)
	4	RYPIEN, Brett, vs Boise State (Nov 12, 2016)
Long Pass	65	COOK, vs UT Martin (Sep 10, 2016)
Receptions	14	Hansen, Chad, vs California (Aug 27, 2016)
Yards Receiving	160	Hansen, Chad, vs California (Aug 27, 2016)
TD Receptions	2	Hansen, Chad, vs California (Aug 27, 2016)
	2	SPERBECK, T., vs Boise State (Nov 12, 2016)
Long Reception	65	AXLINE, vs UT Martin (Sep 10, 2016)
Field Goals	3	Anderson, Matt, vs California (Aug 27, 2016)
Long Field Goal	47	STREBEL, Luke, at Air Force (Oct 22, 2016)
Punts	6	BOJORQUEZ, C., vs New Mexico (Oct 29, 2016)
Punting Avg	51.0	BLAIN, Tanner, at San Diego State (Nov 05, 2016)
Long Punt	59	CARRIZOSA, Mich, at San Jose State (Oct 08, 2016)
Punts inside 20	2	Klumph, Dylan, vs California (Aug 27, 2016)
	2	Pollack, J., at Arizona (Sep 17, 2016)
	2	BOY, Alex, vs Nevada (Oct 01, 2016)
	2	BROSY, Steve, at Air Force (Oct 22, 2016)
	2	BLAIN, Tanner, at San Diego State (Nov 05, 2016)
	2	WALE, Sean, vs Boise State (Nov 12, 2016)
Long Punt Return	79	LEE, vs UT Martin (Sep 10, 2016)
Long Kickoff Return	52	MITCHELL, E., vs Nevada (Oct 01, 2016)
Tackles	10	McKNIGHT, Mauri, at San Jose State (Oct 08, 2016)
	10	HAWTHORNE, Troy, vs UNLV (Oct 15, 2016)
Sacks	2.0	McCray, Mike, at Michigan (Sep 03, 2016)
	2.0	IRVING, Isaiah, at San Jose State (Oct 08, 2016)
Tackles For Loss	3.5	McCray, Mike, at Michigan (Sep 03, 2016)
Interceptions	2	KAZEE, Damontae, at San Diego State (Nov 05, 2016)

TEAM GAME HIGHS

Rushes	40	vs Nevada (Oct 01, 2016)
	40	vs New Mexico (Oct 29, 2016)
Yards Rushing	344	vs Nevada (Oct 01, 2016)
Yards Per Rush	8.6	vs Nevada (Oct 01, 2016)
TD Rushes	3	vs California (Aug 27, 2016)
	3	at Arizona (Sep 17, 2016)
	3	vs Nevada (Oct 01, 2016)
	3	vs UNLV (Oct 15, 2016)
	3	vs New Mexico (Oct 29, 2016)
Pass attempts	45	at San Diego State (Nov 05, 2016)
Pass completions	25	at San Diego State (Nov 05, 2016)
Yards Passing	312	at Air Force (Oct 22, 2016)
Yards Per Pass	12.3	vs Nevada (Oct 01, 2016)
TD Passes	4	vs UT Martin (Sep 10, 2016)
Total Plays	81	at Arizona (Sep 17, 2016)
Total Offense	566	vs Nevada (Oct 01, 2016)
Yards Per Play	9.8	vs Nevada (Oct 01, 2016)
Points	41	vs UT Martin (Sep 10, 2016)
Sacks By	6	at San Jose State (Oct 08, 2016)
First Downs	26	vs California (Aug 27, 2016)
Penalties	12	at Arizona (Sep 17, 2016)
Penalty Yards	95	at Arizona (Sep 17, 2016)
Turnovers	4	at San Diego State (Nov 05, 2016)
Interceptions By	3	at San Jose State (Oct 08, 2016)
Punts	8	at San Diego State (Nov 05, 2016)
Punting Avg	50.4	at Arizona (Sep 17, 2016)
Long Punt	57	at San Diego State (Nov 05, 2016)
Punts inside 20	2	vs California (Aug 27, 2016)
	2	at Michigan (Sep 03, 2016)
	2	at San Jose State (Oct 08, 2016)
	2	at Air Force (Oct 22, 2016)
	2	vs New Mexico (Oct 29, 2016)
	2	at San Diego State (Nov 05, 2016)
Long Punt Return	30	vs New Mexico (Oct 29, 2016)

OPPONENT TEAM GAME HIGHS

Rushes	86	at Air Force (Oct 22, 2016)
Yards Rushing	389	at Air Force (Oct 22, 2016)
Yards Per Rush	7.8	at Michigan (Sep 03, 2016)
TD Rushes	5	at Arizona (Sep 17, 2016)
Pass attempts	54	vs California (Aug 27, 2016)
Pass completions	38	vs California (Aug 27, 2016)
Yards Passing	441	vs California (Aug 27, 2016)
Yards Per Pass	14.9	vs Boise State (Nov 12, 2016)
TD Passes	4	vs California (Aug 27, 2016)
	4	vs Boise State (Nov 12, 2016)
Total Plays	96	at Air Force (Oct 22, 2016)
Total Offense	630	vs California (Aug 27, 2016)
Yards Per Play	8.9	vs Boise State (Nov 12, 2016)
Points	63	at Michigan (Sep 03, 2016)
Sacks By	4	at Michigan (Sep 03, 2016)
First Downs	31	vs California (Aug 27, 2016)
Penalties	11	at Arizona (Sep 17, 2016)
Penalty Yards	105	at Arizona (Sep 17, 2016)
Turnovers	4	vs UT Martin (Sep 10, 2016)
Interceptions By	4	at San Diego State (Nov 05, 2016)
Punts	6	vs New Mexico (Oct 29, 2016)
Punting Avg	51.0	at San Diego State (Nov 05, 2016)
Long Punt	59	at San Jose State (Oct 08, 2016)
Punts inside 20	2	vs California (Aug 27, 2016)
	2	at Arizona (Sep 17, 2016)
	2	vs Nevada (Oct 01, 2016)
	2	at Air Force (Oct 22, 2016)
	2	at San Diego State (Nov 05, 2016)
	2	vs Boise State (Nov 12, 2016)
Long Punt Return	79	vs UT Martin (Sep 10, 2016)

GAME RECAPS

HAWAII AT FRESNO STATE (NOV. 19, 2016)

GAME 1 • Aug. 27, 2016

ANZ Stadium (61,247) Sydney, Australia

	1	2	3	4	OT	Final
Hawai'i (0-1)	14	0	10	7	-	31
California (1-0)	17	17	7	10	-	51

SYDNEY, Australia – In a historic matchup Down Under, Hawai'i fell to California, 51-31, in the opening game of the 2016 college football season at ANZ Stadium.

Cal racked up 630 yards of total offense to spoil the debut of UH head coach Nick Rolovich. The Bears were led by the exploits of senior transfer Davis Webb, who finished with 441 yards passing and four touchdowns. His target of choice was Chad Hansen who posted 14 catches for 160 yards and a pair of scores.

UH hung tough through more than a quarter and half before the game turned on miscues in the final four minutes of the opening half. That's when the Bears scored 17 straight points to take a commanding 34-14 lead at the break. UH would get no closer than 17 points in the second half.

The Rainbow Warriors did produce a strong ground performance with 248 yards rushing, including 118 yards and a touchdown from junior Diocemy Saint Juste. He was one of three UH running backs to score, with Steven Lakalaka and Paul Harris also finding the end zone.

Senior quarterback Ikaika Woolsey, starting for the second time in a UH season-opener, went 17-of-34 for 234 yards with one touchdown and one interception.

UH came aggressively out of the gates, attempting an onside kick on the game's opening play. Cal recovered and capitalized right away on a Khalf Muhammad 34-yard scoring run a little more than a minute in.

However, UH countered with a Marcus Kemp 39-yard catch-and-run down the sideline for UH's first touchdown of the season. After Cal went up 14-7 on a Hansen 19-yard catch from Webb, UH again came right back with an electrifying run 53-yard touchdown run by Saint Juste.

Cal led just 17-14 late in the second quarter but a pair of special team miscues put UH in a quick hole. The Bears were able get a field goal after a UH leaping penalty on a Cal punt allowed the Bears to extend a drive. UH then fumbled the ensuing kickoff. Cal struck on the next play with a 34-yard touchdown from Hansen. The Bears concluded the pivotal stretch with an 85-yard drive in the final 1:35 of the half, capped by a Webb 4-yard touchdown run.

SCORING SUMMARY

1st	13:56	CAL	Muhammad 34 yd run (Anderson kick), 6-48 1:04, UH 0 - CAL 7
	07:39	UH	Kemp 39 yd pass from Woolsey (Sanchez kick), 8-83 3:19, UH 7 - CAL 7
	05:13	CAL	Hansen 17 yd pass from Webb (Anderson kick), 10-61 2:17, UH 7 - CAL 14
	03:50	UH	Saint Juste 53 yd run (Sanchez kick), 3-64 1:17, UH 14 - CAL 14
	01:36	CAL	Anderson 29 yd field goal, 5-41 2:05, UH 14 - CAL 17
2nd	04:00	CAL	Anderson 22 yd field goal, 18-87 7:21, UH 14 - CAL 20
	03:43	CAL	Hansen 34 yd pass from Webb (Anderson kick), 1-34 0:08, UH 14 - CAL 27
	00:07	CAL	Webb 4 yd run (Anderson), 8-85 1:35, UH 14 - CAL 34
3rd	11:50	UH	Sanchez 42 yd field goal, 8-59 3:05, UH 17 - CAL 34
	08:18	CAL	Stovall 14 yd pass from Webb (Anderson kick), 9-73 3:27, UH 17 - CAL 41
	02:04	UH	Lakalaka 4 yd run (Sanchez kick), 15-84 6:11, UH 24 - CAL 41
4th	10:08	CAL	Anderson 25 yd field goal, 9-32 2:12, UH 24 - CAL 44
	07:01	CAL	Veasy 33 yd pass from Webb (Anderson), 5-70 1:13, UH 24 - CAL 51
	03:40	UH	Harris 15 yd run (Sanchez kick), 10-91 3:13, UH 31 - CAL 51

	UH	CAL
FIRST DOWNS	26	30
RUSHES-YARDS (NET)	38-248	35-189
PASSING YDS (NET)	234	441
Passes Att-Comp-Int	34-17-1	54-38-0
TOTAL OFFENSE PLAYS-YARDS	72-482	89-630
Fumble Returns-Yards	0-0	0-0
Punt Returns-Yards	0-0	2-1
Kickoff Returns-Yards	7-145	4-125
Interception Returns-Yards	0-0	1-3
Punts (Number-Avg)	4-37.2	3-31.3
Fumbles-Lost	4-2	0-0
Penalties-Yards	6-52	6-80
Possession Time	29:07	30:53
Third-Down Conversions	8 of 14	7 of 16
Fourth-Down Conversions	1 of 1	2 of 2
Red-Zone Scores-Chances	2-2	6-7
Sacks By: Number-Yards	2-22	1-1

RUSHING: Hawai'i-Saint Juste, Diocemy 14-118; Lakalaka, Steven 11-61; Harris, Paul 7-36; Woolsey, Ikaika 6-33. California-Muhammad, Khalf 10-96; Enwere, Vic 10-73; Watson, Tre 11-33; Webb, Davis 4-minus 13. **PASSING:** Hawai'i-Woolsey, Ikaika 17-34-1-234. California-Webb, Davis 38-54-0-441. **RECEIVING:** Hawai'i-Ursua, John 5-70; Kemp, Marcus 4-73; Collie, Dylan 3-26; Saint Juste, Diocemy 2-35; Hagger, Davasyia 1-19; Barker, Ammon 1-7; Torres, Dakota 1-4. California-Hansen, Chad 14-160; Rivera, Bug 5-54; Stovall, Melqui 4-61; Wharton III, Vi 3-47; Veasy, Jordan 2-41; Singleton, Bran 2-14; Robertson, Deme 2-12; Enwere, Vic 2-5; Hudson, Raymond 1-22; Noa, Kanawai 1-18; Austin, Jack 1-4; Duncan, Jordan 1-3.

GAME 2 • Sep. 3, 2016

Michigan Stadium (110,222) Ann Arbor, Mich.

	1	2	3	4	OT	Final
Hawai'i (0-2)	0	0	0	3	-	3
#7 Michigan (1-0)	14	21	21	7	-	63

ANN ARBOR, Mich. – No. 7 Michigan displayed its Top 10 pedigree with a 63-3 win over Hawai'i at Michigan Stadium. UH dropped to 0-2 while playing in front of 110,222 fans, the biggest crowd ever for a UH game.

The Wolverines flexed their muscles on both sides of the ball, finding the end zone on the ground, in the air, and twice on defense. Michigan took a 35-0 lead into the locker room at halftime and eventually out-gained UH 512-232 for the game.

Chris Evans rushed for 112 yards and two touchdowns, while junior quarterback Wilton Speight went 10-of-13 for 145 yards and three touchdowns in a little more than a half of action.

Marcus Kemp led the UH offense with five catches for 96 yards. Signal caller Ikaika Woolsey went 7-of-13 for 88 yards, while sophomore Dru Brown came in the second half to go 5-of-10 for 63 yards and added 49 yards rushing in his first action as a Rainbow Warrior.

UH put up 31 points and gained 482 yards in its opener against Pac-12 opponent Cal, but it was far different story against one of the best defenses in the land.

Michigan held UH to -17 yards in the first quarter alone and for the game returned a pair of interceptions for touchdowns.

The UH defense got off to a great start with a Damien Packer interception on Michigan's first offensive play of the game. But after that it was all Michigan.

The Wolverines got on track with drives of 98 and 68 yards as Speight shook off the early interception with a pair of TD passes in the first quarter. Speight's third touchdown pass of the day gave the Wolverines a 21-0 lead in the second quarter, while Delano Hill's 27-yard pick-six and Evans' 18-yard run capped the Michigan scoring in the second half.

The UH offense started to show signs of life on its final possession of the first half. UH got its initial first down with five minutes left in the first half and put together a drive deep into Michigan territory. But after getting inside the Wolverine 10-yard line, an intentional grounding penalty extinguished the clock and any chance for UH points in the opening half.

But later, Rigoberto Sanchez provided the biggest bright spot for UH in the fourth quarter when he nailed a career-long 55-yard field goal in the fourth quarter to prevent the shutout. The field goal was one yard short of the school-record shared by Jason Elam (1992) and Justin Ayat (2004).

SCORING SUMMARY

1st	07:29	UM	Perry 12 yd pass from Speight (Allen kick), 11-98 4:57, UH 0 - MICH 7
	01:25	UM	Butt 19 yd pass from Speight (Allen kick), 8-68 3:49, UH 0 - MICH 14
2nd	11:21	UM	Darboh from Speight (Allen kick), 6-48 2:47, UH 0 - MICH 21
	10:36	UM	Hill D. 27 yd interception return (Allen kick), UH 0 - MICH 28
	06:07	UM	Evans 18 yd run (Allen kick), 7-66 2:44, UH 0 - MICH 35
3rd	13:44	UM	Evans 43 yd run (Tice kick), 3-68 1:16, UH 0 - MICH 42
	10:51	UM	Stribling 51 yd interception return (Tice kick), UH 0 - MICH 49
	00:18	UM	Hill K. 4 yd run (Tice kick), 10-74 5:11, UH 0 - MICH 56
4th	12:30	UH	Sanchez 55 yd field goal, 7-38 2:48, UH 3 - MICH 56
	07:15	UM	Higdon 5 yd run (Tice kick), 10-72 5:15, UH 3 - MICH 63

	UH	MICH
FIRST DOWNS	16	26
RUSHES-YARDS (NET)	37-81	39-306
PASSING YDS (NET)	151	206
Passes Att-Comp-Int	23-12-2	20-17-1
TOTAL OFFENSE PLAYS-YARDS	60-232	59-512
Fumble Returns-Yards	0-0	0-0
Punt Returns-Yards	0-0	2-28
Kickoff Returns-Yards	6-123	2-20
Interception Returns-Yards	1-0	2-78
Punts (Number-Avg)	6-42.7	0-0.0
Fumbles-Lost	2-0	0-0
Penalties-Yards	8-60	3-33
Possession Time	32:05	27:55
Third-Down Conversions	1 of 11	7 of 7
Fourth-Down Conversions	1 of 2	0 of 0
Red-Zone Scores-Chances	0-1	6-6
Sacks By: Number-Yards	0-0	4-41

RUSHING: Hawai'i-BROWN, Dru 5-49; LAKALAKA, S. 8-40; HARRIS, Paul 6-15; SAINT JUSTE, D. 12-15; Team 1-minus 4; WOOLSEY, Ikaika 5-minus 34. Michigan-Evans, Chris 8-112; Isaac, Ty 9-52; Higdon, Karan 6-35; McDoom, Eddie 2-34; Smith, De'Veon 6-27; Davis, Kingston 2-17; Morris, Shane 1-14; Chesson, Jehu 2-11; Hill, Khalid 1-4; Beneducci, Joe 1-1; Hewlett, Joe 1-minus 1. **PASSING:** Hawai'i-WOOLSEY, Ikaika 7-13-1-88; BROWN, Dru 5-10-1-63. Michigan-Speight, Wilton 10-13-1-145; Morris, Shane 4-4-0-45; O'Korn, John 3-3-0-16. **RECEIVING:** Hawai'i-KEMP, Marcus 5-96; COLLIE, Dylan 4-30; URSUA, John 2-22; HAGGER, D. 1-3. Michigan-Chesson, Jehu 3-43; Darboh, Amara 3-42; McDoom, Eddie 2-15; McKeon, Sean 2-10; Ways, Maurice 1-22; Butt, Jake 1-19; Crawford, Kekoa 1-18; Hirsch, Michael 1-15; Perry, Grant 1-12; Hill, Khalid 1-7; Poggi, Henry 1-3.

GAME RECAPS

HAWAII AT FRESNO STATE (NOV. 19, 2016)

GAME 3 • Sept. 10, 2016

Aloha Stadium (22,900) Honolulu, O'ahu

	1	2	3	4	OT	Final
UT Martin (0-2)	10	7	7	12	-	36
Hawaii'i (1-2)	7	7	14	13	-	41

HONOLULU – In a roller coaster of a game Hawaii'i pulled off a thrilling 41-36 win over UT Martin in its home opener at Hawaiian Tel FCU Field at Aloha Stadium.

After dropping their first two games of the season nearly a world away from the islands, home field proved the remedy for the Rainbow Warriors who improved to 1-2, using a big second half to rally past the Skyhawks.

UH scored three unanswered touchdowns in the second half to erase a 10-point deficit, but needed another touchdown late in the fourth to capture its first win of the year and hand Nick Rolovich his first win as UH head coach.

Ikaika Woolsey overcame three interceptions by throwing a career-high four touchdowns, including a 63-yard pass to Marcus Kemp that gave UH the lead for good with 6:43 left in the game. All three of Kemp's catches went for touchdown as the senior also finished with a game-high 103 receiving yards. Saturday marked Kemp's first 100-yard receiving game of the year and seventh of his career.

The first half was a rough one for UH, who managed just five first downs and 107 yards of total offense. UTM's Troy Cook completed just four passes in the first half but two of the them went for touchdowns and the Skyhawks racked up 159 yards on the ground to take a 17-14 lead into the locker room at the break.

Things didn't get much better for UH early in the second half with an interception on its first possession. The Skyhawks capitalized with a 26-yard Jaimiee Bowe touchdown run on a 4th-and-2 play to go up 24-14.

However, UH roared back with scores on back-to-back possession, making the most of big plays. After Ammon Barker recovered a punt tipped off a UTM player for a short field, Diocemy Saint Juste rolled in from 24 yards to trim the deficit. Kemp followed with a 33-yard touchdown reception over the middle, dragging a defender the final 10 yards and UH to a 28-24 lead heading into the fourth quarter.

A Metuisela 'Unga touchdown catch, the first of his career, gave the 'Bows a 35-24 lead early in the fourth. However, the Skyhawks wouldn't cave, responding with 14 straight points, including a 65-yard scoring strike and a dramatic 79-yard punt return with 9:02 left in the game to take a 36-35 lead.

That set the stage Kemp's heroics whose 63-yard touchdown from Woolsey also put him over the century mark in receiving yards. With time winding down, Jalen Rogers capped a final UH defensive stand with an interception, following key sacks by Makani Kema-Kaleiwahea and Trayvon Henderson to hold off the upset-minded Skyhawks.

SCORING SUMMARY

1st	09:33	UTM	MERSMAN 27 yd field goal, 10-64 5:27, UTM 3 - UH 0
	03:59	UH	KEMP 7 yd pass from WOOLSEY (SANCHEZ), 11-81 5:29, UTM 3 - UH 7
	00:18	UTM	KERRICK 12 yd pass from COOK (MERSMAN), 3-46 1:01, UTM 10 - UH 7
2nd	09:45	UTM	McELRATH 16 yd pass from COOK (MERSMAN), 8-85 3:50, UTM 17 - UH 7
	06:57	UH	LAKALAKA 15 yd run (SANCHEZ), 2-19 0:38, UTM 17 - UH 14
3rd	10:14	UTM	BOWE 26 yd run (MERSMAN), 7-47 3:11, UTM 24 - UH 14
	07:43	UH	SAINT JUSTE 24 yd run (SANCHEZ), 2-25 0:47, UTM 24 - UH 21
	03:24	UH	KEMP 33 yd pass from WOOLSEY, Ikaika (SANCHEZ), 3-49 1:14, UTM 24 - UH 28
4th	11:42	UH	'UNGA 36 yd pass from WOOLSEY, Ikaika (SANCHEZ), 8-80 3:41, UTM 24 - UH 35
	11:32	UTM	AXLINE 65 yd pass from COOK (COOK pass failed), 1-65 0:10, UTM 30 - UH 35
	09:02	UTM	LEE 79 yd punt return (COOK pass failed), , UTM 36 - UH 35
	06:43	UH	KEMP 63 yd pass from WOOLSEY (WOOLSEY pass failed), 6-80 2:13, UTM 36 - UH 41

	UTM	UH
FIRST DOWNS	22	15
RUSHES-YARDS (NET)	43-214	37-175
PASSING YDS (NET)	204	203
Passes Att-Comp-Int	26-12-2	20-10-3
TOTAL OFFENSE PLAYS-YARDS	69-418	57-378
Fumble Returns-Yards	0-0	0-0
Punt Returns-Yards	2-69	1-0
Kickoff Returns-Yards	6-103	7-143
Interception Returns-Yards	3-28	2-0
Punts (Number-Avg)	3-35.7	5-47.2
Fumbles-Lost	4-2	0-0
Penalties-Yards	9-63	7-52
Possession Time	34:17	25:43
Third-Down Conversions	4 of 15	4 of 11
Fourth-Down Conversions	3 of 4	1 of 1
Red-Zone Scores-Chances	3-4	2-2
Sacks By: Number-Yards	1-5	2-19

RUSHING: UT Martin-BOWE 18-113; FAIR 12-81; WEATHERS 1-9; COOK 7-8; RAY 5-3. Hawaii'i-SAINT JUSTE, D. 16-92; LAKALAKA, S. 11-71; WOOLSEY, Ikaika 4-17; HARRIS, Paul 2-4; Team 3-minus 4; BROWN, Dru 1-minus 5. **PASSING:** UT Martin-COOK 12-26-2-204. Hawaii'i-WOOLSEY, Ikaika 9-18-3-205; BROWN, Dru 1-2-0-minus 2. **RECEIVING:** UT Martin-AXLINE 3-104; FAIR 2-41; WEATHERS 2-22; McKILLION 2-8; McELRATH 1-16; KERRICK 1-12; LEE 1-1. Hawaii'i-KEMP, Marcus 3-103; SAINT JUSTE, D. 3-13; BARKER, Ammon 1-37; 'UNGA, M. 1-36; CAMANSE-STEVENSON 1-10; COLLIE, Dylan 1-4.

2016 Hawaii'i Football Weekly Release

GAME 4 • Sept. 17, 2016

Arizona Stadium (50,116) Tucson, Ariz.

	1	2	3	4	OT	Final
Hawai'i (1-3)	7	0	7	14	-	28
Arizona (2-1)	20	14	10	3	-	47

TUCSON, Ariz. – Hawai'i got off to a sluggish start and couldn't recover in a 47-28 loss to Arizona at Arizona Stadium. The Rainbow Warriors dropped to 1-3 on the season with all three losses coming away from the islands.

Arizona jumped out to a 20-point lead just 10 minutes into the game and carried a 34-7 lead into the locker room at the half to cruise to victory. Sophomore quarterback Brandon Dawkins rushed for three touchdowns and passed for another—all in the first half—to lead the Wildcats (2-1), who racked up 585 yards of total offense. JJ Taylor added 168 yards rushing and a touchdown as Arizona finished with 347 yards on the ground.

Dawkins scored on each of Arizona's first two possessions, capping 88- and 82-yard drives, then Arizona tacked on another rushing touchdown following a UH interception deep in their own territory.

The Rainbow Warriors gained some momentum late in the first quarter, as UH got on the board with an 81-yard drive, fueled by a pair of catches by John Ursua, including a 15-yard scoring strike from Ikaika Woolsey. It was Ursua's first career touchdown catch.

A key play happened in the second quarter when a Woolsey 48-yard touchdown bomb to Dylan Collie was wiped out by a holding penalty. That potential score would've cut the UH deficit to 20-13. Instead, after the penalty, the 'Bows subsequently turned the ball over on downs and Arizona went on to score two more touchdowns in the quarter to take a commanding lead into the half.

The Rainbow Warrior offense was able to put together three scoring drives after the break under the direction of sophomore Dru Brown, who played the entire second half at quarterback. Running back Steven Lakalaka, who recorded a team-high 16 carries for 63 yards, had a pair of touchdown runs. Meanwhile, Brown (144 yards passing, 33 yards rushing) scored on a 3-yard run in the fourth quarter. However, it was too little, too late for the 'Bows who remain winless in five all-time meetings with Arizona.

SCORING SUMMARY

1st	09:13	ARIZ	Dawkins 24 yd run (Matthews rush failed), 8-88 2:39, UH 0 - ARIZ 6
	05:00	ARIZ	Dawkins 14 yd run (Pollack), 6-82 1:59, UH 0 - ARIZ 13
	04:44	ARIZ	Johnson 24 yd run (Pollack), 1-24 0:09, UH 0 - ARIZ 20
	01:10	UH	URSUA 15 yd pass from WOOLSEY (SANCHEZ, R. kick), 9-81 3:29, UH 7 - ARIZ 20
2nd	07:17	ARIZ	Brown, S. 56 yd pass from Dawkins, B. (Pollack, J. kick), 4-75 1:14, UH 7 - ARIZ 27
	01:44	ARIZ	Dawkins, B. 6 yd run (Pollack, J. kick), 9-80 3:47, UH 7 - ARIZ 34
3rd	09:27	ARIZ	Pollack, J. 27 yd field goal, 12-81 5:28, UH 7 - ARIZ 37
	04:04	UH	LAKALAKA, S. 1 yd run (SANCHEZ, R. kick), 13-78 5:18, UH 14 - ARIZ 37
	03:28	ARIZ	Taylor, J.J. 61 yd run (Pollack, J. kick), 2-51 0:36, UH 14 - ARIZ 44
4th	14:54	UH	LAKALAKA, S. 6 yd run (SANCHEZ, R. kick), 10-67 3:27, UH 21 - ARIZ 44
	10:00	ARIZ	Pollack, J. 28 yd field goal, 11-61 4:52, UH 21 - ARIZ 47
	04:25	UH	BROWN, Dru 3 yd run (SANCHEZ, R. kick), 12-74 5:27, UH 28 - ARIZ 47

	UH	ARIZ
FIRST DOWNS	25	28
RUSHES-YARDS (NET)	38-168	49-347
PASSING YDS (NET)	261	235
Passes Att-Comp-Int	43-21-1	21-16-0
TOTAL OFFENSE PLAYS-YARDS	81-429	70-582
Fumble Returns-Yards	0-0	0-0
Punt Returns-Yards	0-0	3-12
Kickoff Returns-Yards	6-124	2-26
Interception Returns-Yards	0-0	1-0
Punts (Number-Avg)	5-50.4	4-46.2
Fumbles-Lost	1-1	1-0
Penalties-Yards	12-95	11-105
Possession Time	31:36	28:24
Third-Down Conversions	8 of 15	4 of 11
Fourth-Down Conversions	1 of 2	0 of 0
Red-Zone Scores-Chances	4-4	4-4
Sacks By: Number-Yards	0-0	1-7

RUSHING: Hawai'i-LAKALAKA, S. 16-63; SAINT JUSTE, D. 8-34; BROWN, Dru 5-33; HARRIS, Paul 6-25; WOOLSEY, Ikaika 3-13. Arizona-Taylor, J.J. 18-168; Dawkins, B. 15-118; Green, Z. 9-35; Johnson, T. 2-27; Wilson, N. 2-3; TEAM 3-minus 4. **PASSING:** Hawai'i-WOOLSEY, Ikaika 11-25-1-117; BROWN, Dru 10-18-0-144. Arizona-Dawkins, B. 16-21-0-235. **RECEIVING:** Hawai'i-KEMP, Marcus 6-81; URSUA, John 5-83; TIMOTEO, K. 3-35; LAKALAKA, S. 3-14; COLLIE, Dylan 2-27; BARKER, Ammon 1-11; TORRES, Dakota 1-10. Arizona-Brown, S. 5-92; Phillips, N. 3-35; Grant, S. 2-17; Poindexter, S. 1-25; Taylor, J.J. 1-18; Cooper, D. 1-15; Griffey, T. 1-13; Johnson, T. 1-12; Wood, T. 1-8.

GAME RECAPS

HAWAII AT FRESNO STATE (NOV. 19, 2016)

GAME 5 • Oct. 1, 2016

Aloha Stadium (23,503) Honolulu, O'ahu

	1	2	3	4	OT	Final
Nevada (2-3, 0-1 MW)	0	3	0	14	-	17
Hawaii'i (2-3, 1-0 MW)	3	14	21	0	-	38

HONOLULU – Hawaii'i opened Mountain West play with a convincing 38-17 win over Nevada on Hawaiian Tel FCU Field at Aloha Stadium. With the win the Rainbow Warriors broke a nine-game conference losing streak dating back to 2014 and delivered first-year head coach Nick Rolovich a victory over his former team.

UH also snapped a five-game losing streak to Nevada, where Rolovich spent the past four seasons as offensive coordinator. UH's last victory over the Wolf Pack was against a Colin Kaepernick-led squad in 2010 in Honolulu.

Junior running back Diocemy Saint Juste rushed for a career-high 205 yards, earning the No. 8 spot on UH's all-time single-game list. The Boynton Beach, Fla., native also became the 10th player in school history to rush for 200 yards, and the first since Joey Iosefa against UNLV in 2014. On the receiving front, tight end Metuisela 'Unga supplied two touchdown grabs while wideout Marcus Kemp added six catches for 88 yards. Brown finished the night 15-of-18 passing for 222 yards and two scores.

Defensively, junior linebacker Russell Williams, Jr., tallied a career-high 12 tackles.

Hawaii'i led 3-0 as neither team was able to generate much offense in the first quarter. The Wolf Pack turned the ball over on downs after a 7-play, 66-yard drive while the Rainbow Warriors embarked on their own promising drive, featuring a 29-yard run by Saint Juste. The drive however, stalled in the red zone after a pair of penalties. It was the first time this season that Hawaii'i held a lead after the first quarter.

The UH offense caught fire early in the second quarter, pushing ahead with Saint Juste, who piled up 114 yards on 10 carries by halftime. Running back Steven Lakalaka struck first for six on the scoreboard, punctuating an 88-yard drive with a 4-yard plunge. Later, with time winding down in the first half, 'Unga's twisting one-handed, highlight-reel grab for his first touchdown of the game gave the Warriors a 17-3 advantage. The scoring drive was highlighted by a 32-yard catch by wideout Makoa Camanse-Stevens. On the other side of the ball, the Hawaii'i defense kept Nevada out of the end zone and held them to 62 passing yards in the first half.

UH broke the game wide open in the third quarter with three touchdown drives. Wideout John Ursua capped a 75-yard drive with a touchdown run before 'Unga later produced his second score of the night. Sophomore Kaiwi Chung capped off the quarter with 1-yard run.

SCORING SUMMARY

1st	05:23	UH	SANCHEZ 27 yd field goal, 10-81 6:06, NEV 0 - UH 3
2nd	08:43	UH	LAKALAKA 4 yd run (SANCHEZ, R. kick), 10-88 4:05, NEV 0 - UH 10
	02:28	NEV	ZUZU 31 yd field goal, 14-61 6:15, NEV 3 - UH 10
	00:48	UH	'UNGA 16 yd pass from BROWN (SANCHEZ, R. kick), 6-79 1:35, NEV 3 - UH 17
3rd	13:48	UH	URSUA 5 yd run (SANCHEZ, R. kick), 4-75 1:12, NEV 3 - UH 24
	06:10	UH	'UNGA 8 yd pass from BROWN (SANCHEZ, R. kick), 6-95 2:48, NEV 3 - UH 31
	01:02	UH	CHUNG 1 yd run (SANCHEZ, R. kick), 6-58 3:07, NEV 3 - UH 38
4th	10:09	NEV	DEMPS 9 yd pass from STEWART (ZUZU, Brent kick), 8-65 3:21, NEV 10 - UH 38
	05:02	NEV	KINCAIDE 2 yd run (ZUZU, Brent kick), 4-69 1:11, NEV 17 - UH 38

	NEV	UH
FIRST DOWNS	23	24
RUSHES-YARDS (NET)	42-194	40-344
PASSING YDS (NET)	203	222
Passes Att-Comp-Int	33-19-0	18-15-0
TOTAL OFFENSE PLAYS-YARDS	75-397	58-566
Fumble Returns-Yards	0-0	0-0
Punt Returns-Yards	2-11	0-0
Kickoff Returns-Yards	3-84	1-13
Interception Returns-Yards	0-0	0-0
Punts (Number-Avg)	4-48.5	3-48.0
Fumbles-Lost	0-0	2-1
Penalties-Yards	9-95	10-90
Possession Time	31:36	28:24
Third-Down Conversions	8 of 17	2 of 7
Fourth-Down Conversions	0 of 2	0 of 0
Red-Zone Scores-Chances	3-4	6-6
Sacks By: Number-Yards	2-13	4-35

RUSHING: Nevada-BUTLER, James 21-168; KINCAIDE, J. 7-9; GANGI, Ty 1-8; STEWART, Tyler 10-8; LYNCH, Akeel 3-1. Hawaii'i-SAINT JUSTE, D. 19-205; HARRIS, Paul 7-85; BROWN, Dru 7-31; LAKALAKA, S. 5-17; URSUA, John 1-5; CHUNG, Kaiwi 1-1. **PASSING:** Nevada-STEWART, Tyler 19-33-0-203. Hawaii'i-BROWN, Dru 15-18-0-222. **RECEIVING:** Nevada-DEMPS, Wyatt 4-53; RICHARDSON, J. 4-39; CELIS, Andrew 3-52; BUTLER, James 3-16; HENDERSON, H. 2-23; CARROW, Austin 1-11; GIPSON, Jarred 1-6; KINCAIDE, J. 1-3. Hawaii'i-KEMP, Marcus 6-88; BARKER, Ammon 3-48; CAMANSE-STEVENS 2-40; 'UNGA, M. 2-24; TIMOTELO, K. 1-13; URSUA, John 1-9.

GAME 6 • Oct. 8, 2016

CEFCU Stadium (16,837) San José, Calif.

	1	2	3	4	OT	Final
Hawai'i (2-3, 1-0 MW)	3	21	0	10	-	34
San José St. (1-4, 0-1 MW)	3	7	7	0	-	17

SAN JOSE, Calif. – Hawaii'i won its second consecutive contest and snapped a nine-game road losing streak with an emphatic 34-17 win over San José State (1-5, 0-2 MW) at CEFCU Stadium.

With the win, UH (3-3, 2-0 MW) has already matched its win total from last year (3-10) and is off to its first-ever 2-0 conference start since joining the Mountain West in 2012. The last time UH started 2-0 in conference was 2010 when the Warriors won their first five WAC games en route to a share of the regular-season title.

Coming off a huge home win over Nevada last week, the Rainbow Warriors continued their momentum with an impressive display in all three phases of the game. The UH offense kept humming with another 30-plus point performance and 431 yards of offense. Special teams got a pair of field goals and blocked an SJSU field goal that kept the Spartans at bay in the second half.

However, most impressive was the UH defense which recorded six sacks, 11 tackles-for-loss, and three interceptions. After allowing SJSU to score on each of their first two drives, the Rainbow Warriors pitched a shutout the rest of the way as the Spartan offense failed to score on their final 12 possessions.

The first 20 minutes of the game was a back-and-forth affair. Each of the first four drives of the game resulted in points and 10-10 tie early in the second quarter. But the game turned in UH's favor midway through the second quarter after a gutsy call by UH head coach Nick Rolovich. UH went for it on 4th-and-1 from the team's own 38-yard line and the result was a 62-yard touchdown run by quarterback Dru Brown. The sophomore signal caller followed up with a 39-yard toss to Ammon Barker with 26 seconds remaining in the half, allowing UH to take a 24-10 lead into the locker room.

San José State got back in the game in the second half when Frank Ginda returned a UH fumble 19 yards for a score, cutting the UH lead to 24-17 with 4:16 left in the third quarter. The Spartans forced another UH fumble on the very next possession and looked to cut into the lead even further with a field goal. However, UH freshman Viane Moala blocked Bryce-Crawford's 50-yard attempt.

Heading into the fourth quarter, safety Trayvon Henderson's interception – UH's third of the game – helped set up a Steven Lakalaka 30-yard run with 12:53 left to push the 'Bows' lead back to two touchdowns. UH never looked back with a stout defensive effort led by Jahlan Tava'i's 10 tackles, including two sacks and three TFLs.

Last week it was UH's run game that powered the offense. This week UH took to the air as Brown finished with 287 yards passing and two touchdowns on 24-of-33 passing. A total of 228 of his yards came in the first half alone. His top target on the day was Marcus Kemp, who hauled in six catches for 69 yards.

SCORING SUMMARY

1st	09:59	SJ	CRAWFORD 20 yd field goal, 9-86 5:01, UH 0 - SJ 3
	05:07	UH	SANCHEZ 24 yd field goal, 13-69 4:52, UH 3 - SJ 3
2nd	14:57	SJ	HOLMES 8 yd pass from POTTER (CRAWFORD), 12-85 5:06, UH 3 - SJ 10
	12:46	UH	COLLIE 24 yd pass from BROWN (SANCHEZ), 5-75 2:11, UH 10 - SJ 10
	08:20	UH	BROWN 62 yd run (SANCHEZ), 4-71 1:45, UH 17 - SJ 10
	00:26	UH	BARKER 39 yd pass from BROWN (SANCHEZ), 5-77 0:51, UH 24 - SJ 10
3rd	04:16	SJ	GINDA 19 yd fumble recovery (CRAWFORD), UH 24 - SJ 17
4th	12:53	UH	LAKALAKA 30 yd run (SANCHEZ), 4-44 2:00, UH 31 - SJ 17
	07:04	UH	SANCHEZ 35 yd field goal, 7-42 3:18, UH 34 - SJ 17

	UH	SJ
FIRST DOWNS	20	16
RUSHES-YARDS (NET)	31-144	40-164
PASSING YDS (NET)	287	175
Passes Att-Comp-Int	33-24-0	33-18-3
TOTAL OFFENSE PLAYS-YARDS	64-431	73-339
Fumble Returns-Yards	0-0	1-19
Punt Returns-Yards	0-0	2-42
Kickoff Returns-Yards	0-0	5-81
Interception Returns-Yards	3-6	0-0
Punts (Number-Avg)	6-44.5	3-46.0
Fumbles-Lost	2-2	0-0
Penalties-Yards	9-85	4-25
Possession Time	29:44	30:16
Third-Down Conversions	2 of 13	6 of 15
Fourth-Down Conversions	1 of 1	1 of 4
Red-Zone Scores-Chances	2-2	2-2
Sacks By: Number-Yards	6-26	2-22

RUSHING: Hawai'i-BROWN, Dru 6-54; SAINT JUSTE, D. 16-38; LAKALAKA, S. 4-36; HARRIS, Paul 3-29; URSUA, John 1-4; Team 1-minus 17. San Jose State-ROBERSON, Malik 19-91; CRAWLEY, Tim 3-39; COOPER, Deontae 7-30; HARTLEY, Tre 1-18; TEAM 1-minus 1; LOVE, Josh 1-minus 4; POTTER, Kenny 8-minus 9. **PASSING:** Hawai'i-BROWN, Dru 24-33-0-287. San Jose State-POTTER, Kenny 16-30-3-160; LOVE, Josh 2-3-0-15. **RECEIVING:** Hawai'i-KEMP, Marcus 6-69; URSUA, John 5-52; COLLIE, Dylan 4-54; TIMOTELO, K. 3-28; 'UNGA, M. 2-41; BARKER, Ammon 2-38; CAMANSE-STEVENS 1-6; SAINT JUSTE, D. 1-minus 1. San Jose State-HARTLEY, Tre 4-41; CRAWLEY, Tim 4-38; HOLMES, Justin 4-37; FREEMAN, Billy 3-51; ROBERSON, Malik 3-8.

GAME RECAPS

HAWAII AT FRESNO STATE (NOV. 19, 2016)

GAME 7 • Oct. 15, 2016

Aloha Stadium (31,287) Honolulu, O'ahu

	1	2	3	4	OT	Final
UNLV (3-4, 2-1 MW)	7	14	3	17	-	41
Hawaii'i (3-4, 2-1 MW)	7	14	3	14	-	38

HONOLULU – Hawaii'i lost a heartbreaker to UNLV, 41-38, for its fifth straight Homecoming defeat in front of a season-high 31,281 on Hawaiian Tel FCU Field at Aloha Stadium.

After a back-and-forth contest, Rainbow Warriors (3-4, 2-1 MW) appeared to catch a couple of breaks in the fourth quarter only to watch the Rebels close the gap and eventually secure the victory with a 28-yard field goal by Evan Pantels with 49 seconds left.

First, after an apparent UNLV fumble recovery, Marcus Kemp alertly touched his fumbled ball while his own feet were out of bounds, allowing Hawaii'i to retain possession after review. Running back Paul Harris punched in a score two plays later to give the Warriors a 38-31 lead. UNLV (3-4, 2-1 MW), however, would answer quickly to tie the game with a touchdown on its ensuing drive on a 34-yard touchdown run by Lexington Thomas.

Later, UNLV's Darius Mouton scooped up a Dru Brown fumble - the only turnover of the game - and his apparent touchdown return was called back due to penalty. The Rebels still managed to march down field setting up Pantels' game-winning field goal.

Offensively, Brown finished the night going 17-for-32 with two touchdowns. Kemp caught six passes for a career-high 126 yards and surpassed 2,000-yard career mark. Harris led the team with 94 yards rushing and 254 all-purpose yards while Diocemy Saint Juste chipped in with 81 yards on the ground and caught his first career receiving touchdown in the fourth quarter. After holding each of the previous two opponents to 17 points, the Hawaii'i defense surrendered 536 yards of total offense. Jahlani Tavai led the Rainbow Warriors with a career-high 14 tackles.

Neither team could shake free of the other through the first three quarters. UNLV struck first with a touchdown pass from Dalton Sneed before Saint Juste's 55-yard scamper set up a 1-yard touchdown plunge by Steven Lakalaka. The teams exchanged blows for the remainder of the half, each scoring two touchdowns in the second quarter to go into halftime tied at 21-21.

Both defenses settled in as the scoring slowed in the third quarter. The Rebels got on the scoreboard with a 24-yard field goal before Warrior kicker Rigoberto Sanchez answered with an 18-yarder of his own. UH freshman Kaimana Padello blocked a punt late in the third quarter, which led to Saint Juste's score to start the fourth quarter. The touchdown gave Hawaii'i its first lead in the second half and the marked first time the UH offense led in total yardage since the opening quarter. Neither lead would hold as a resilient Rebel squad would not go away. UNLV tied the game on the subsequent possession on David Greene's 1-yard run, his second touchdown of the game.

SCORING SUMMARY

1st	03:37	LV	BOYD 2 yd pass from SNEED (PANTELS kick), 10-64 4:34, LV 7 - UH 0
	00:35	UH	LAKALAKA 1 yd run (SANCHEZ kick), 6-69 2:53, LV 7 - UH 7
2nd	10:26	UH	TORRES 3 yd pass from BROWN (SANCHEZ kick), 8-71 3:51, LV 7 - UH 14
	06:07	LV	THOMAS 37 yd pass from SNEED (PANTELS kick), 11-90 4:12, LV 14 - UH 14
	02:26	UH	LAKALAKA 1 yd run (SANCHEZ kick), 9-75 3:41, LV 14 - UH 21
	00:34	LV	GREENE 1 yd run (PANTELS kick), 10-76 1:46, LV 21 - UH 21
3rd	05:10	LV	PANTELS 18 yd field goal, 13-81 5:15, LV 24 - UH 21
	02:15	UH	SANCHEZ 24 yd field goal, 8-74 2:49, LV 24 - UH 24
4th	13:47	UH	SAINT JUSTE 7 yd pass from BROWN (SANCHEZ kick), 5-45 1:57, LV 24 - UH 31
	10:50	LV	GREENE 1 yd run (PANTELS kick), 6-78 2:51, LV 31 - UH 31
	09:02	UH	HARRIS 7 yd run (SANCHEZ kick), 4-79 1:41, LV 31 - UH 38
	04:58	LV	THOMAS 34 yd run (PANTELS kick), 10-80 3:57, LV 38 - UH 38
	00:49	LV	PANTELS 28 yd field goal, 7-45 2:07, LV 41 - UH 38

	NEV	UH
FIRST DOWNS	29	20
RUSHES-YARDS (NET)	51-256	33-229
PASSING YDS (NET)	279	217
Passes Att-Comp-Int	29-19-0	32-17-0
TOTAL OFFENSE PLAYS-YARDS	80-535	65-446
Fumble Returns-Yards	1-13	0-0
Punt Returns-Yards	1-3	0-0
Kickoff Returns-Yards	7-119	5-160
Interception Returns-Yards	0-0	0-0
Punts (Number-Avg)	4-41.0	3-38.7
Fumbles-Lost	1-0	2-1
Penalties-Yards	8-86	7-61
Possession Time	32:01	27:59
Third-Down Conversions	10 of 16	8 of 15
Fourth-Down Conversions	0 of 0	0 of 1
Red-Zone Scores-Chances	5-6	6-6
Sacks By: Number-Yards	1-19	0-0

RUSHING: UNLV-THOMAS, L. 21-102; WILLIAMS, C. 14-85; SNEED, Dalton 11-61; GREENE, David 4-9; TEAM 1-minus 1. Hawaii'i-HARRIS, Paul 7-94; SAINT JUSTE, D. 10-81; BROWN, Dru 8-32; LAKALAKA, S. 7-25; Team 1-minus 3. **PASSING:** UNLV-SNEED, Dalton 19-27-0-279; CUI III, Allan 0-1-0-0; PALANDECH, Kurt 0-1-0-0. Hawaii'i-BROWN, Dru 17-32-0-217. **RECEIVING:** UNLV-BOYD, Devonte 6-83; STEVENSON, M. 4-31; FLOWERS, J. 3-25; HOLT, Tim 2-53; PRICE, Andrew 2-44; THOMAS, L. 2-43. Hawaii'i-KEMP, Marcus 6-126; COLLIE, Dylan 4-23; TORRES, Dakota 2-17; TIMOTEO, K. 2-15; URSUA, John 1-21; BARKER, Ammon 1-8; SAINT JUSTE, D. 1-7.

GAME 8 • Oct. 22, 2016

Falcon Stadium (29,132) Colorado Springs, Colo.

	1	2	3	4	OT	Final
Hawaii'i (4-4, 3-1 MW)	0	10	3	7	14	34
Air Force (4-3, 2-2 MW)	7	0	6	7	7	27

COLORADO SPRINGS, Colo. – Hawaii'i gave one of its grittiest efforts in recent memory to pull out a 34-27 double-overtime road win over Air Force (4-3, 2-2 MW) at Falcon Stadium, just its second-ever win in Colorado Springs and first since 1992.

The Rainbow Warriors, who won at San Jose State two weeks ago, have now earned wins in consecutive road games for the first time since 2010. In the process UH also snapped Air Force's 15-game home win streak, the second-longest streak in the nation. In addition to the road streak brewing, UH was able to return the Kuter Trophy to the islands, ending its 15-year stint in Colorado Springs.

Marcus Kemp had a career-high 151 yards receiving and pair of overtime touchdowns, including a 25-yarder from Dru Brown in the second overtime that proved to be the game-winner. Senior defensive back Jalen Rogers sealed the win for UH when he intercepted Nate Romine's last ditch effort to the endzone on 4th-and-7 on Air Force's ensuing possession.

The teams went to overtime only after a surprising key play at the end of regulation. After a back-and-forth contest, especially in the second half, Air Force strung together a 19-play, 75-yard drive that ate up the final 8:18 of the clock. However, Luke Strebels' 32-yard field goal to win the game as time expired went wide-right for his first miss in 14 attempts this season.

The UH defense played a huge part in the UH win, setting up the team's first 13 points and holding the vaunted Air Force offense below its season averages in total offense and points. Down 7-0, the defensive unit helped turn the tide early in the second quarter, beginning with a fourth-down stop of Air Force near midfield. That helped the Rainbow Warriors get on the scoreboard with a 25-yard field goal by Rigoberto Sanchez, cutting the lead to 7-3.

The defense came up big again late in the second quarter. Kory Rasmussen forced an Air Force fumble that was recovered by Damien Packer. Those efforts gave UH prime field position on the Air Force 36-yard line and the UH took full advantage, as Steven Lakalaka's 1-yard touchdown gave UH a 10-7 lead heading into the locker room.

In the third quarter, Air Force notched a pair of Strebels field goals to retake the lead at 13-10, but again the Warrior defense would keep UH in the game. Jahlani Tavai forced a fumble recovered by Meffy Koloamatangi that set UH up at the Air Force 11. UH couldn't punch it into endzone but a 35-yard Sanchez kick tied it up, 13-13.

The team traded 75-yard scoring drives in the fourth quarter, including a UH drive that ended with a 40-yard touchdown pass from Brown to John Ursua, drawing the score to 20-20 with less than nine minutes remaining. Brown finished with a career-high 21-of-37 for 312 yards and three touchdowns, while throwing two interceptions, snapping a streak of 118 attempts without a pick. Ursua also had a career game with seven catches for 108 yards and one touchdown.

SCORING SUMMARY

1st	07:27	AF	McVEY 6 yd run (STREBEL kick), 13-79 5:43, UH 0 - AF 7
2nd	11:29	UH	SANCHEZ 25 yd field goal, 8-45 2:47, UH 3 - AF 7
	00:07	UH	LAKALAKA 1 yd run (SANCHEZ kick), 8-36 3:24, UH 10 - AF 7
3rd	12:40	AF	STREBEL 47 yd field goal, 5-45 2:20, UH 10 - AF 10
	09:17	AF	STREBEL 42 yd field goal, 6-18 2:17, UH 10 - AF 13
	02:02	UH	SANCHEZ 35 yd field goal, 4--6 2:11, UH 13 - AF 13
4th	13:33	AF	DAVERN 2 yd run (STREBEL kick), 12-75 3:29, UH 13 - AF 20
	11:51	UH	URSUA 40 yd pass from BROWN (SANCHEZ kick), 5-75 1:42, UH 20 - AF 20
OT	15:00	AF	ROMINE 5 yd run (STREBEL kick), 8-25 0:00, UH 20 - AF 27
	15:00	UH	KEMP 13 yd pass from BROWN (SANCHEZ kick), 6-25 0:00, UH 27 - AF 27
	15:00	UH	KEMP 25 yd pass from BROWN (SANCHEZ kick), 1-25 0:00, UH 34 - AF 27

	UH	AFA
FIRST DOWNS	19	27
RUSHES-YARDS (NET)	26-75	87-389
PASSING YDS (NET)	312	20
Passes Att-Comp-Int	37-21-2	10-1-1
TOTAL OFFENSE PLAYS-YARDS	63-387	97-409
Fumble Returns-Yards	0-0	0-0
Punt Returns-Yards	0-0	1-0
Kickoff Returns-Yards	1-39	1-14
Interception Returns-Yards	1-0	2-34
Punts (Number-Avg)	5-44.8	3-50.0
Fumbles-Lost	1-0	2-2
Penalties-Yards	4-46	4-35
Possession Time	25:18	34:42
Third-Down Conversions	6 of 13	12 of 22
Fourth-Down Conversions	0 of 0	1 of 4
Red-Zone Scores-Chances	4-5	3-5
Sacks By: Number-Yards	0-0	2-12

RUSHING: Hawaii'i-HARRIS, Paul 8-40; SAINT JUSTE, D. 8-31; LAKALAKA, S. 3-4; BROWN, Dru 7-0. Air Force-DAVERN, Shayne 24-98; McVEY, TIM 11-78; ROMINE, Nate 13-74; JOHNSON, D.J. 16-58; OWENS, Jacobi 12-45; WILLIAMS, Tyler 6-24; WILSON, Parker 3-10; CLEVELAND, R. 1-5; TEAM 1-minus 3. **PASSING:** Hawaii'i-BROWN, Dru 21-37-2-312. Air Force-ROMINE, Nate 1-10-1-20. **RECEIVING:** Hawaii'i-URSUA, John 7-108; KEMP, Marcus 6-151; BARKER, Ammon 3-28; UNGA, M. 2-25; COLLIE, Dylan 1-3; CAMANSE-STEVENSON 1-3; HARRIS, Paul 1-minus 6. Air Force-REFFITT, Ryan 1-20.

GAME RECAPS

HAWAII AT FRESNO STATE (NOV. 19, 2016)

GAME 9 • Oct. 29, 2016

Aloha Stadium (23,964) Honolulu, O'ahu

	1	2	3	4	OT	Final
New Mexico (5-3, 3-1 MW)	14	0	7	7	-	28
Hawaii (4-5, 3-2 MW)	0	14	0	7	-	21

HONOLULU – Hawaii let its second straight home game slip away in a 28-21 loss to New Mexico on a wet and soggy evening on Hawaiian Tel FCU Field at Aloha Stadium.

The wet weather neutralized both teams' offenses. The Lobos (5-3, 3-1 MW) which featured the nation's top-ranked rushing offense at nearly 400 per game, was held to just 237 yards while UH (4-5, 3-2 MW) came into the game averaging 36 points in Mountain West play. Hawaii also held New Mexico to 321 total yards offense, a season-low for a UH opponent.

For the second straight home game, UH let a late turnover decide its fate. Two weeks ago, a late fumble led to a game-winning field goal by UNLV. This time around a Diocemy Saint Juste fourth quarter fumble was scooped up and returned for the eventual game-winning touchdown by the Lobos.

UH fell into 14-0 hole early in the game, but came back in the second quarter. Dru Brown scored on a 6-yard rush pulling the Warriors within a score. Just before the end of the first half, a 30-yard John Ursua punt return set up UH's second score to tie up the game. With :02 left, the Warriors opted to line up for a field goal but holder and backup quarterback Ikaika Woolsey took the snap and hurdled a defender and leaped into the end zone, to tie the game at 14-14 at the half.

Both teams failed to do much on its first three possessions of the third quarter until the Lobos ground game—which was held in check up until then—busted open with a 72-yard touchdown by Tyrone Owens.

The Warriors answered right back to tie it at 21-21 following a 4-yard touchdown run by Steven Lakalaka. It marked the seventh straight game the senior reached the end zone, tying a UH record in the Division I era which was set by Alex Green in 2010.

The Lobos retook the lead after a Saint-Juste fumble which was recovered by Lee Crosby and returned for a 46-yard touchdown. On its ensuing possession, UH marched downfield, eating up nearly six minutes on the clock and driving to the UNM 6. On fourth and 1, Lakalaka was stopped a yard short giving the ball back to the Lobos with 2:29 remaining. The Lobos ran out the clock to end the game.

Offensively, Brown finished the game going 16-28 for 173 yards and a rushing touchdown. Saint Juste led UH running for 77 yards on 17 carries with a long of 23 and an average of 4.5 yards per carry. Kemp led the 'Bows with 89 yards receiving on eight catches.

On defense, Jahlan Tavai recorded a team-high 11 total tackles—including four solo. Tavai also recorded a pass break-up, a quarterback hurry, and a forced fumble. Malachi Mageo was right behind Tavai with 10 tackles with five solo.

SCORING SUMMARY

1st	06:59	NM	McQUARLEY, R. 1 yd run (SANDERS, Jason kick), 11-56 5:43, NM 7 - UH 0
	00:33	NM	GIPSON, Teriyon 11 yd run (SANDERS, Jason kick), 9-75 4:51, NM 14 - UH 0
2nd	10:56	UH	BROWN, Dru 6 yd run (SANCHEZ, R. kick), 10-75 4:37, NM 14 - UH 7
	00:00	UH	WOOLSEY, Ikaika 2 yd run (SANCHEZ, R. kick), 5-40 0:51, NM 14 - UH 14
3rd	00:01	NM	OWENS, Tyrone 72 yd run (SANDERS, Jason kick), 1-72 0:13, NM 21 - UH 14
4th	12:49	UH	LAKALAKA, S. 4 yd run (SANCHEZ, R. kick), 8-56 2:11, NM 21 - UH 21
	08:53	NM	CROSBY, Lee 46 yd fumble recovery (SANDERS, Jason kick), NM 28 - UH 21

	NM	UH
FIRST DOWNS	15	16
RUSHES-YARDS (NET)	40-237	40-125
PASSING YDS (NET)	84	173
Passes Att-Comp-Int	15-11-1	28-16-0
TOTAL OFFENSE PLAYS-YARDS	55-321	68-298
Fumble Returns-Yards	1-46	0-0
Punt Returns-Yards	4-16	4-36
Kickoff Returns-Yards	1-18	2-67
Interception Returns-Yards	0-0	1-3
Punts (Number-Avg)	6-47.2	6-44.8
Fumbles-Lost	1-0	2-1
Penalties-Yards	8-79	1-10
Possession Time	30:18	29:42
Third-Down Conversions	5 of 12	2 of 13
Fourth-Down Conversions	1 of 1	3 of 5
Red-Zone Scores-Chances	2-2	3-4
Sacks By: Number-Yards	2-10	0-0

RUSHING: New Mexico-OWENS, Tyrone 12-134; GIPSON, Teriyon 17-73; McQUARLEY, R. 6-17; JORDAN, Lamar 2-12; WOODHOUSE, Diq. 1-5; CHESTNUT, Daryl 1-minus 2; TEAM 1-minus 2. Hawaii i-SAINT JUSTE, D. 17-77; LAKALAKA, S. 9-23; HARRIS, Paul 5-12; BROWN, Dru 8-11; WOOLSEY, Ikaika 1-2. **PASSING:** New Mexico-APODACA, Austin 7-9-0-26; JORDAN, Lamar 4-6-1-58. Hawaii i-BROWN, Dru 16-28-0-173. **RECEIVING:** New Mexico-GAMBLIN, Dameon 4-41; GIPSON, Teriyon 2-15; OWENS, Tyrone 2-9; HARRIS, Emman. 1-10; McQUARLEY, R. 1-6; QUARELLS, Matt 1-3. Hawaii i-KEMP, Marcus 8-89; URSUA, John 5-44; EWALIKO, Keelan 2-31; COLLIE, Dylan 1-9.

GAME 10 • Nov. 5, 2016

Qualcomm Stadium (41,644) San Diego, Calif.

	1	2	3	4	OT	Final
Hawaii (4-6, 3-3 MW)	0	0	0	0	-	0
SDSU (8-1, 5-0 MW)	14	13	14	14	-	55

SAN DIEGO, Calif. – In a clash between the top two teams in the West Division of the Mountain West, San Diego State got the better of Hawaii, 55-0, at Qualcomm Stadium. UH dropped to 4-6 overall and 3-3 in the conference with the loss.

The Aztecs (8-1, 5-0 MW) continued their stronghold on first-place with their 16th straight win in conference and 10th straight at home. The Rainbow Warriors came into the game having won their last two road games, but were unable to gain any momentum in a highly physical game.

SDSU was dominant on both sides of the ball. The Aztecs, ranked ninth in the NCAA in rushing, piled up 296 yards on the ground led by the duo of Rashaad Penny (108 yards) and Donnel Pumphrey (112), the nation's leading rusher. Meanwhile, SDSU limited the UH offense to a season-low 215 total yards, forced four turnovers, and scored two defensive touchdowns, both on interception returns.

SDSU was methodical in its first two possessions. They pounded the ball on the ground for the majority of its 75- and 88-yard scoring drives, yet capped each drive in the air with a pair of short touchdown passes by Christian Chapman.

UH buckled down on defense the rest of the half, but the Aztecs found other ways to hurt UH. The defense helped SDSU score 10 points off of two UH turnovers, including a 14-yard interception return by Ron Smith early in the second quarter.

Meanwhile, a Quest Truxton 41-yard punt return helped set up an Aztec field goal in the waning seconds of the second quarter. UH was able to muster just 73 total yards in in the first half as they trailed 27-0 at the break.

The Aztecs didn't let up in the second half, scoring four unanswered touchdowns, highlighted by a 73-yard touchdown run by Penny and another interception return for score, this time a 54-yarder by Damontae Kazee.

UH quarterback Dru Brown finished 22-of-35 for 135 yards and three interceptions. Redshirt freshman Aaron Zwhalen who started the second half and played three series went 3-of-10 for 32 yards and one interception in his first action as a Rainbow Warrior. Jahlan Tavai led the UH defense with 10 tackles, while Trayvon Henderson (eight tackles) recorded three of the team's seven tackles-for-loss.

SCORING SUMMARY

1st	11:35	SDSU	WELLS 13 yd pass from CHAPMAN (BARON kick), 8-75 3:25, UH 0 - SDSU 7
	01:59	SDSU	TRUXTON 9 yd pass from CHAPMAN (BARON kick), 11-88 5:59, UH 0 - SDSU 14
2nd	12:36	SDSU	SMITH 14 yd interception return (BARON kick), UH 0 - SDSU 21
	03:45	SDSU	BARON 30 yd field goal, 6-20 3:20, UH 0 - SDSU 24
	00:04	SDSU	BARON 45 yd field goal, 2-0 0:09, UH 0 - SDSU 27
3rd	06:42	SDSU	PENNY 73 yd run (BARON kick), 4-87 2:09, UH 0 - SDSU 34
	01:24	SDSU	WASHINGTON 24 yd pass from CHAPMAN (BARON kick), 2-25 0:29, UH 0 - SDSU 41
4th	14:42	SDSU	KAZEE 54 yd interception return (BARON kick), UH 0 - SDSU 48
	08:02	SDSU	WASHINGTON 20 yd run (BARON kick), 6-80 2:58, UH 0 - SDSU 55

	UH	SDSU
FIRST DOWNS	15	19
RUSHES-YARDS (NET)	27-48	42-296
PASSING YDS (NET)	167	97
Passes Att-Comp-Int	45-25-4	16-8-1
TOTAL OFFENSE PLAYS-YARDS	72-215	58-393
Fumble Returns-Yards	0-0	0-0
Punt Returns-Yards	0-0	4-73
Kickoff Returns-Yards	10-199	0-0
Interception Returns-Yards	1-1	4-109
Punts (Number-Avg)	8-44.9	3-51.0
Fumbles-Lost	1-0	1-0
Penalties-Yards	8-69	3-20
Possession Time	32:30	27:30
Third-Down Conversions	5 of 16	5 of 10
Fourth-Down Conversions	0 of 2	0 of 0
Red-Zone Scores-Chances	0-1	4-5
Sacks By: Number-Yards	2-17	2-13

RUSHING: Hawaii i-LAKALAKA, Steven 14-40; HARRIS, Paul 4-19; ZWAHLEN, Aaron 2-0; Team 1-minus 2; BROWN, Dru 6-minus 9. San Diego State-PUMPHREY, Donne 21-112; PENNY, Rashaad 8-108; WASHINGTON, Juw 5-48; AGNEW, Ryan 1-23; TRUXTON, Quest 1-23; TEAM 1-minus 1; CHAPMAN, Christ 5-minus 17. **PASSING:** Hawaii i-BROWN, Dru 22-35-3-135; ZWAHLEN, Aaron 3-10-1-32. San Diego State-CHAPMAN, Christ 7-15-1-76; AGNEW, Ryan 1-1-0-21 **RECEIVING:** Hawaii i-URSUA, John 7-41; KEMP, Marcus 5-34; COLLIE, Dylan 4-30; CAMANSE-STEVENSON, M. 2-25; EWALIKO, Keelan 2-15; BARKER, Ammon 2-13; TORRES, Dakota 2-7; UNGA, Metuiselela 1-2. San Diego State-HOLDER, Mikah 2-23; BAWDEN, Nick 2-7; WASHINGTON, Juw 1-24; RICHARDSON, Dar 1-21; WELLS, David 1-13; TRUXTON, Quest 1-9.

GAME 11 • Nov. 12, 2016

Aloha Stadium (22,731) Honolulu, O'ahu

	1	2	3	4	OT	Final
Boise St. (9-1, 5-1 MW)	14	21	10	7	-	52
Hawai'i (4-7, 3-4 MW)	0	3	3	10	-	16

HONOLULU – The University of Hawai'i football team fell to No. 22 Boise State, 52-16, in a Mountain West match-up on Hawaiian Tel FCU Field at Aloha Stadium.

With the loss, the Rainbow Warriors (4-7, 3-4 MW) suffered their third consecutive defeat and have now dropped six straight to the Broncos.

Boise State (9-1, 5-1 MW) got off to a fast start and never looked back en route to 603 yards of total offense and a season-high 52 points. The Broncos scored touchdowns on five of their first six possessions behind a number of big plays as four receivers finished with catches of 20 or more yards. Quarterback Brett Rypien threw for 338 yards on 18-of-22 passing and four touchdowns while running back Jeremy McNichols finished with 153 yards and a pair of scores.

UH struggled offensively for the first three quarters and failed to keep up the torrid pace. Running back Paul Harris produced a season-high 145 yards on the ground, while averaging an impressive 10.4 yards per carry. After a three-interception performance last week, quarterback Dru Brown finished with 125 yards and a touchdown. Defensively, safety Trayvon Henderson led all Rainbow Warrior tacklers with 10 while linebacker Jahlani Tavai added eight tackles, including two for loss, and a sack.

UH, which will finish with a losing regular season record for the sixth straight year, allowed 50 or more points for the fourth time this season, setting a new program record.

BSU opened the game with a five-play touchdown drive and scored again on its subsequent possession with a 36-yard run from McNichols. The Broncos, relying on both the run and the pass, charged forward in the second quarter leading to three straight touchdown drives, opening up a 28-0 lead. UH kicker Rigoberto Sanchez connected on a 24-yard field goal to briefly breakup up the Bronco scoring spree before a Rypien four-yard touchdown run late in the first half gave BSU a 35-3 lead at intermission.

The pace slowed only slightly in the second half as BSU was able to break through with long touchdown passes, increasing its lead to 52-6. Behind Harris' strong running, the Warriors responded, tacking on 13 points in the half. Hawai'i sandwiched a five-yard touchdown catch by wideout John Ursua between a pair of field goals by Sanchez, who is now a perfect 11-for-11 on the year.

SCORING SUMMARY

1st	12:40	BSU	SPERBECK 35 yd pass from RYPIEN (RAUSA kick), 5-84 2:20, BSU 7 - UH 0
	08:52	BSU	McNICHOLS 36 yd run (RAUSA kick), 4-55 1:44, BSU 14 - UH 0
2nd	13:35	BSU	DHAENENS 6 yd pass from RYPIEN (RAUSA kick), 12-64 5:19, BSU 21 - UH 0
	08:33	BSU	McNICHOLS 5 yd run (RAUSA kick), 6-55 2:29, BSU 28 - UH 0
	03:21	UH	SANCHEZ 24 yd field goal, 11-68 5:12, BSU 28 - UH 3
	01:07	BSU	RYPIEN 4 yd run (RAUSA kick), 5-80 2:09, BSU 35 - UH 3
3rd	12:04	BSU	WILSON 35 yd pass from RYPIEN (RAUSA kick), 3-41 1:25, BSU 42 - UH 3
	06:31	BSU	RAUSA 38 yd field goal, 9-52 4:32, BSU 45 - UH 3
	01:28	UH	SANCHEZ 32 yd field goal, 10-36 4:58, BSU 45 - UH 6
4th	14:51	BSU	SPERBECK 44 yd pass from RYPIEN (RAUSA kick), 4-65 1:37, BSU 52 - UH 6
	12:05	UH	URSUA 5 yd pass from BROWN (SANCHEZ kick), 6-65 2:46, BSU 52 - UH 13
	03:48	UH	SANCHEZ 35 yd field goal, 12-67 4:13, BSU 52 - UH 16

	BSU	UH
FIRST DOWNS	25	15
RUSHES-YARDS (NET)	44-246	32-234
PASSING YDS (NET)	357	125
Passes Att-Comp-Int	24-20-0	32-16-1
TOTAL OFFENSE PLAYS-YARDS	68-603	64-359
Fumble Returns-Yards	0-0	0-0
Punt Returns-Yards	2-23	0-0
Kickoff Returns-Yards	4-76	4-72
Interception Returns-Yards	1-29	0-0
Punts (Number-Avg)	2-30.0	4-49.5
Fumbles-Lost	0-0	1-1
Penalties-Yards	6-55	10-79
Possession Time	31:56	28:04
Third-Down Conversions	9 of 13	6 of 14
Fourth-Down Conversions	0 of 0	0 of 1
Red-Zone Scores-Chances	4-4	4-4
Sacks By: Number-Yards	0-0	1-3

RUSHING: Boise State-McNICHOLS, J. 16-153; MATTISON, Alex 10-40; YOUNG, Cory 6-17; SPERBECK, T. 2-17; RYPIEN, Brett 4-14; WOLPIN, Ryan 5-6; WILSON, Cedrick 1-minus 1. Hawai'i-HARRIS, Paul 14-145; BROWN, Dru 11-61; LAKALAKA, Steven 6-19; COLLIE, Dylan 1-9. **PASSING:** Boise State-RYPIEN, Brett 18-22-0-338; STUART, Thomas 2-2-0-19. Hawai'i-BROWN, Dru 16-31-0-125; EWALIKO, Keelan 0-1-1-0. **RECEIVING:** Boise State-WILSON, Cedrick 7-141; SPERBECK, T. 5-114; McNICHOLS, J. 3-29; BUTLER, Akilian 2-19; ROH, Jake 1-36; MATTISON, Alex 1-12; DHAENENS, Alec 1-6. Hawai'i-TORRES, Dakota 3-35; EWALIKO, Keelan 3-15; TIMOTEO, Kalakaua 2-20; KEMP, Marcus 2-18; COLLIE, Dylan 2-16; URSUA, John 2-11; CAMANSE-STEVENSON, M. 1-6; HARRIS, Paul 1-4.

OFFENSE

4 STEVEN LAKALAKA (RB)

RUSHING

Attempts: _____ 32 vs. Northern Iowa, 9/13/14
Yards: _____ 124 vs. Northern Iowa, 9/13/14
Long: _____ 30, 3x, last at San José State, 10/8/16
TDs: _____ 2, 3x, last vs. UNLV, 10/15/16

CAREER RUSHING TOTALS

	G	Att	Yds	TD	Lg	YPC	YPG
2013	12	113	468	4	29	4.1	39.0
2014	10	159	646	2	30	4.1	64.6
2015	7	48	187	0	20	3.9	26.7
2016	11	94	399	10	30	4.2	36.3
TOTAL	40	414	1700	16	30	4.1	42.5

RECEIVING

Receptions: _____ 3, 3x, last at Arizona, 9/17/16
Yards: _____ 33 vs. Wyoming, 10/11/14
Long: _____ 20 vs. Utah State, 11/1/14
TDs: _____ None

CAREER RECEIVING TOTALS

	G	Rec	Yds	TD	Lg	RPG	YPC	YPG
2013	12	13	85	0	13	1.1	6.5	7.1
2014	10	7	53	0	20	0.7	7.6	5.3
2015	7	4	14	0	8	0.6	3.5	2.0
2016	11	3	14	0	7	0.3	4.7	1.3
TOTAL	40	27	166	0	20	0.7	6.1	4.2

6 PAUL HARRIS (RB)

RUSHING

Attempts: _____ 28 vs. San Jose State, 11/21/15
Yards: _____ 190 at UNLV, 11/7/15
Long: _____ 95 vs. UC Davis, 9/19/15
TDs: _____ 2 at New Mexico, 10/17/15

CAREER RUSHING TOTALS

	G	Att	Yds	TD	Lg	YPC	YPG
2015	12	197	1132	6	95	5.7	94.3
2016	11	69	504	2	44	7.3	45.8
TOTAL	23	266	1636	8	95	6.2	71.1

RECEIVING

Receptions: _____ 3 vs. San Jose State, 11/21/15
Yards: _____ 51 at Wisconsin, 9/26/15
Long: _____ 51 at Wisconsin, 9/26/15
TDs: _____ None

CAREER RECEIVING TOTALS

	G	Rec	Yds	TD	Lg	RPG	YPC	YPG
2015	12	14	151	0	51	1.2	10.8	12.6
2016	11	2	-2	0	4	0.2	-1.0	-0.2
TOTAL	23	16	149	0	51	0.7	9.3	6.5

KICKOFF RETURN

Returns: _____ 5, 2x, last at San Diego, 11/5/16
Yards: _____ 160 vs. UNLV, 10/15/16
Long: _____ 75 vs. UNLV, 10/15/16
TD: _____ None

CAREER KICK RETURN TOTALS

	G	No.	Yds	TD	Lg	Avg/R	Avg/G
2015	12	8	138	0	25	17.2	11.5
2016	11	25	609	0	75	24.4	55.4
TOTAL	23	33	747	0	75	22.6	32.5

7 METUISELA 'UNGA (TE)

RECEIVING

Receptions: _____ 3 at Nevada, 10/24/15
Yards: _____ 48 at Nevada, 10/24/14
Long: _____ 40 vs. UL Monroe, 11/28/15
TDs: _____ 2 vs. Nevada, 10/1/16

CAREER RECEIVING TOTALS

	G	Rec	Yds	TD	Lg	RPG	YPC	YPG
2014	9	1	21	0	21	0.1	2.1	2.3
2015	12	11	170	0	40	0.9	15.5	14.2
2016	9	8	128	3	36	0.9	16.0	14.2
TOTAL	30	20	319	3	40	0.7	15.9	10.6

10 MAKOA CAMANSE-STEVEN (WR)

RECEIVING

Receptions: _____ 6 vs. Fresno State, 11/14/15
Yards: _____ 70 at UNLV, 11/7/15
Long: _____ 55 at UNLV, 11/7/15
TDs: _____ 1, 2x, last vs. San José State, 11/21/15

CAREER RECEIVING TOTALS

	G	Rec	Yds	TD	Lg	RPG	YPC	YPG
2015	13	13	191	2	55	1.0	14.7	14.7
2016	12	8	90	0	32	0.7	11.3	8.2
TOTAL	24	21	281	2	55	0.9	13.4	11.7

11 IKAIKA WOOLSEY (QB)

PASSING

Completions: _____ 26 vs. Utah State, 11/1/14
Attempts: _____ 50 vs. Oregon State, 9/6/14
Yards: _____ 356 vs. Utah State, 11/1/14
Long: _____ 77 vs. San José State, 11/21/15
TDs: _____ 4 vs. UT Martin, 9/10/16
INTs: _____ 3 vs. UT Martin, 9/10/16

CAREER PASSING TOTALS

	G	C-A-I	Yds	TD	Lg	Pct	YPP	YPG
2013	11	11-29-3	143	0	44	37.9	13.0	13.0
2014	13	210-416-13	2538	13	54	50.5	12.1	195.2
2015	13	73-149-6	908	5	77	49.0	6.1	69.8
2016	10	44-90-6	644	6	63	49.0	7.2	64.4
TOTAL	47	338-684-28	4233	24	77	49.0	6.2	90.1

RUSHING

Attempts: _____ 20 at Rice, 10/4/14
Yards: _____ 53 at Rice, 10/4/14
Long: _____ 38, 2x, last vs. UNLV, 11/22/14
TDs: _____ 2 vs. UL Monroe, 11/28/15

CAREER RUSHING TOTALS

	G	Att	Yds	TD	Lg	YPC	YPG
2013	11	26	73	0	36	2.8	6.6
2014	13	110	203	1	38	1.8	15.6
2015	13	47	84	2	15	1.8	6.5
2016	10	19	31	1	30	1.6	3.1
TOTAL	47	202	391	4	38	1.9	8.3

12 KEELAN EWALIKO (WR)

RECEIVING

Receptions: _____ 3 vs. Boise State, 11/12/16
Yards: _____ 54 vs. Utah State, 11/1/14
Long: _____ 54 vs. Utah State, 11/1/14
TDs: _____ None

CAREER RECEIVING TOTALS

	G	Rec	Yds	TD	Lg	RPG	YPC	YPG
2014	12	6	141	0	54	0.5	23.5	11.8
2015	9	0	0	0	0	0.0	0.0	0.0
2016	9	7	61	0	19	0.8	8.7	6.8
TOTAL	30	13	202	0	54	0.4	15.5	6.7

RUSHING

Attempts: _____ 2, 3x, last at Fresno State, 11/29/14
Yards: _____ 17 vs. Northern Iowa, 9/13/14
Long: _____ 17 vs. Northern Iowa, 9/13/14
TDs: _____ 1 vs. Wyoming, 10/11/14

KICKOFF RETURN

Returns: _____ 6, 2x Last at UNLV, 11/7/15
Yards: _____ 212 vs. Air Force, 10/31/15
Long: _____ 98 vs. Air Force, 10/31/15
TD: _____ 1 vs. Air Force, 10/31/15

CAREER KICK RETURN TOTALS

	G	No.	Yds	TD	Lg	Avg/R	Avg/G
2014	12	29	589	0	35	20.3	49.1
2015	9	22	578	1	98	26.3	64.2
2016	9	14	288	0	32	20.6	32.0
TOTAL	30	65	1455	1	98	22.4	48.5

14 MARCUS KEMP (WR)

RECEIVING

Receptions: _____ 8, 2x, last vs. New Mexico, 10/29/16
Yards: _____ 151 at Air Force, 10/22/16
Long: _____ 79 vs. Colorado, 9/19/15
TDs: _____ 3 vs. UT Martin, 9/10/16

CAREER RECEIVING TOTALS

	G	Rec	Yds	TD	Lg	RPG	YPC	YPG
2013	11	11	110	0	34	1.0	10.0	10.0
2014	13	56	797	3	50	4.3	14.2	61.3
2015	13	36	563	2	79	2.8	15.6	43.3
2016	11	57	928	6	63	5.2	16.3	84.4
TOTAL	48	160	2398	11	79	3.3	15.0	50.0

19 DRU BROWN (QB)

PASSING

Completions: _____ 24 at San José State, 10/8/16
Attempts: _____ 37 at Air Force, 10/22/16
Yards: _____ 312 at Air Force, 10/22/16
Long: _____ 41 at Air Force, 10/22/16
TDs: _____ 3 at Air Force, 10/22/16
INTs: _____ 3 at San Diego, 11/5/16

CAREER PASSING TOTALS

	G	C-A-I	Yds	TD	Lg	Pct	YPP	YPG
2016	10	147-244-6	1676	10	41	60.0	6.9	193.3
TOTAL	10	147-244-6	1676	10	41	60.0	6.9	193.3

RUSHING

Attempts: _____ 11 vs. Boise State, 11/12/16
Yards: _____ 61 vs. Boise State, 11/12/16
Long: _____ 62 at San José State, 10/8/16
TDs: _____ 1, 3x, last vs. New Mexico, 10/29/16

CAREER RUSHING TOTALS

	G	Att	Yds	TD	Lg	YPC	YPG
2016	10	64	257	3	62	4.0	25.7
TOTAL	10	64	257	3	62	4.0	25.7

22 DIOCEMY SAINT JUSTE (RB)

RUSHING

Attempts: _____ 19 vs. Nevada, 10/1/16
Yards: _____ 205 vs. Nevada, 10/1/16
Long: _____ 59 vs. Nevada, 10/1/16
TDs: _____ 1, 5x, last vs. UT Martin, 9/10/16

CAREER RUSHING TOTALS

	G	Att	Yds	TD	Lg	YPC	YPG
2013	12	50	214	0	41	4.3	17.8
2014	13	73	372	3	52	5.1	28.6
2016	9	180	691	2	59	3.8	76.8
TOTAL	34	243	1277	5	59	5.3	37.6

RECEIVING

Receptions: _____ 3 vs. UT Martin, 9/10/16
Yards: _____ 35 vs. Cal, 8/27/16
Long: _____ 34 vs. Cal, 8/27/16
TDs: _____ None

CAREER RECEIVING TOTALS

	G	Rec	Yds	TD	Lg	RPG	YPC	YPG
2013	12	2	7	0	6	0.2	3.5	0.6
2014	13	1	-1	0	-1	0.1	-1.0	-0.1
2016	9	7	54	0	34	0.8	7.7	6.0
TOTAL	34	10	60	0	34	0.3	6.0	1.8

23 DYLAN COLLIE (WR)

RECEIVING

Receptions: _____ 7, 2x last at Nevada, 10/24/15
Yards: _____ 113 at New Mexico, 10/17/15
Long: _____ 46 at New Mexico, 10/17/15
TDs: _____ 1, 2x, last at San José State, 10/8/16

CAREER RECEIVING TOTALS

	G	Rec	Yds	TD	Lg	RPG	YPC	YPG
2015	13	29	342	1	46	2.2	11.8	26.3
2016	11	26	222	1	24	2.4	8.5	20.2
TOTAL	24	55	564	2	46	2.3	10.3	23.5

24 SAMSON ANGUAY (WR)

RECEIVING

Receptions: _____ 2 vs. San José State, 10/5/13
Yards: _____ 13 vs. San José State, 10/5/13
Long: _____ 8 vs. San José State, 10/5/13
TDs: _____ None

CAREER RECEIVING TOTALS

	G	Rec	Yds	TD	Lg	RPG	YPC	YPG
2013	5	3	18	0	8	0.6	6.0	3.6
2014	2	0	0	0	0	0.0	0.0	0.0
2016	3	0	0	0	0	0.0	0.0	0.0
TOTAL	10	3	18	0	8	0.3	6.0	1.8

45 JOHN URSUA (WR)

RECEIVING

Receptions: _____ 7, 2x, last at San Diego, 11/5/16
Yards: _____ 108 at Air Force, 10/22/16
Long: _____ 40 at Air Force, 10/22/16
TDs: _____ 1, 3x, last vs. Boise St, 11/12/16

CAREER RECEIVING TOTALS

	G	Rec	Yds	TD	Lg	RPG	YPC	YPG
2016	11	40	461	3	40	3.6	11.5	41.9
TOTAL	11	40	461	3	40	3.6	11.5	41.9

RUSHING

Attempts: _____ 1, 2x, last at San Jose, 10/8/16
Yards: _____ 5 vs. Nevada, 10/1/16
Long: _____ 5 vs. Nevada, 10/1/16
TDs: _____ 1 vs. Nevada, 10/1/16

PUNT RETURN

Returns: _____ 4 vs. New Mexico, 10/29/16
Yards: _____ 36 vs. New Mexico, 10/29/16
Long: _____ 30 vs. New Mexico, 10/29/16
TD: _____ None

47 KAIWI CHUNG (TE)

RUSHING

Attempts: _____ 1 vs. Nevada, 10/1/16
Yards: _____ 1 vs. Nevada, 10/1/16
Long: _____ 1 vs. Nevada, 10/1/16
TDs: _____ 1 vs. Nevada, 10/1/16

CAREER RUSHING TOTALS

	G	Rec	Yds	TD	Lg	YPC	YPG
2015	2	0	0	0	0	0.0	0.0
2016	9	1	1	1	1	1.0	0.1
TOTAL	11	1	1	1	1	1.0	0.1

48 RYAN TUIASOA (RB)

RUSHING

Attempts: _____ 14 vs. UL Monroe, 11/28/15
Yards: _____ 49 vs. UL Monroe, 11/28/15
Long: _____ 20 vs. Fresno State, 11/14/15
TDs: _____ None

CAREER RUSHING TOTALS

	G	Att	Yds	TD	Lg	YPC	YPG
2015	13	18	79	0	20	4.4	6.1
2016	11	0	0	0	0	0	0
TOTAL	24	18	79	0	20	4.4	3.3

RECEIVING

Receptions: _____ 1 vs. Fresno State, 11/14/15
Yards: _____ 10 vs. Fresno State, 11/14/15
Long: _____ 10 vs. Fresno State, 11/14/15
TDs: _____ None

CAREER RECEIVING TOTALS

	G	Rec	Yds	TD	Lg	RPG	YPC	YPG
2015	13	1	10	0	10	0.1	10.0	0.8
2016	11	0	0	0	0	0	0	0
TOTAL	24	1	10	0	10	0.0	10.0	0.4

80 AMMON BARKER (WR)

RECEIVING

Receptions: _____ 3, 2x, last at Air Force, 10/22/16
Yards: _____ 51 at Colorado State, 11/8/14
Long: _____ 41 at Colorado State, 11/8/14
TDs: _____ 1 at San José State, 10/8/16

CAREER RECEIVING TOTALS

	G	Rec	Yds	TD	Lg	RPG	YPC	YPG
2014	13	10	162	0	41	0.8	16.2	12.5
2015	9	0	0	0	0	0.0	0.0	0.0
2016	11	14	190	1	39	1.3	13.6	17.3
TOTAL	33	24	352	1	41	0.7	14.7	10.7

81 KALAKAUA TIMOTEO (WR)

RECEIVING

Receptions: _____ 3, 2x, last at San José St, 10/8/16
Yards: _____ 35 at Arizona, 9/17/16
Long: _____ 15 at Arizona, 9/17/16
TDs: _____ None

CAREER RECEIVING TOTALS

	G	Rec	Yds	TD	Lg	RPG	YPC	YPG
2016	10	11	111	0	15	1.1	10.1	11.1
TOTAL	10	11	111	0	15	1.1	10.1	11.1

82 DAVASYIA HAGGER (TE)

RECEIVING

Receptions: _____ 1, 3x, last vs. Michigan, 9/3/16
Yards: _____ 19 vs. Cal, 8/27/16
Long: _____ 19 vs. Cal, 8/27/16
TDs: _____ None

CAREER RECEIVING TOTALS

	G	Rec	Yds	TD	Lg	RPG	YPC	YPG
2015	7	1	13	0	13	0.1	13.0	1.9
2016	5	2	22	0	19	0.4	11.0	4.4
TOTAL	12	3	35	0	19	0.3	11.7	2.9

86 DAKOTA TORRES (TE)

RECEIVING

Receptions: _____ 4 vs. San Diego State, 10/10/15
Yards: _____ 35 vs. Boise St, 11/12/16
Long: _____ 21 vs. Boise St, 11/12/16
TDs: _____ 1 vs. UNLV, 10/15/16

CAREER RECEIVING TOTALS

	G	Rec	Yds	TD	Lg	RPG	YPC	YPG
2015	11	11	98	0	19	1.0	8.9	8.9
2016	11	9	73	1	21	0.8	8.1	6.6
TOTAL	22	20	171	1	21	0.9	8.6	7.8

DEFENSE

2 JERROL GARCIA-WILLIAMS (LB)

Tackles: _____ 17 vs. Air Force, 10/31/15
TFLS: _____ 1.0, 11x, last at Arizona, 9/17/16
INT: _____ None
Sacks: _____ 1.0, 3x last at Nevada, 10/24/15
PBU: _____ 1 vs. Colorado State, 10/26/13
TDs: _____ 1 at Colorado State, 10/27/12

CAREER DEFENSE TOTALS

	G	UA-A	TT	TFL	SK	PB	FF	FR	HU
2012	11	22-11	33	3.0	1.0	0	0	1	0
2013	12	45-22	67	3.0	1.0	1	0	2	1
2014	2	2-0	2	1.0	0.0	0	0	0	0
2015	10	55-34	89	3.5	1.5	0	0	0	2
2016	7	13-5	18	2.0	0	0	0	0	0
TOTAL	41	137-72	208	12.5	3.5	1	0	3	3

3 DAVID MANOA (DL)

Tackles: _____ 8 vs. UL Monroe, 11/28/15
TFLS: _____ 1.5 vs. UL Monroe, 11/28/15
INT: _____ None
Sacks: _____ 1.5 vs. UL Monroe, 11/28/15
QBH: _____ 1, 2x last vs. Cal, 8/27/16
PBU: _____ None

CAREER DEFENSE TOTALS

	G	UA-A	TT	TFL	SK	PB	FF	FR	HU
2014	2	0-0	0	0.0	0.0	0	0	0	0
2015	13	10-6	16	2.5	2.5	0	1	0	1
2016	11	7-8	15	0.5	0	0	0	0	0
TOTAL	25	17-14	31	3.0	2.5	0	1	0	1

4 JEREMIAH PRITCHARD (LB)

Tackles: _____ 6, 2x, last at Air Force, 10/22/16
 TFLS: _____ 2.0 vs. Michigan, 9/3/16
 Sacks: _____ None
 INT: _____ None
 PBU: _____ None
 QBH: _____ None

CAREER DEFENSE TOTALS AT UH

	G	UA-A	TT	TFL	SK	PB	FF	FR	INT
2016	8	18-10	28	3.5	0	0	1	0	0
TOTAL	8	18-10	28	3.5	0	0	1	0	0

5 MAKANI KEMA-KALEIWAHEA (LB)

Tackles: _____ 5, 5x, last vs. UNLV, 10/15/16
 TFLS: _____ 1.0, 5x, last vs. New Mexico, 10/29/16
 Sacks: _____ 1.0, 4x, last vs. UT Martin, 9/10/16
 INT: _____ None
 PBU: _____ None
 QBH: _____ 1, 2x, last vs. Nevada, 10/1/16

CAREER DEFENSE TOTALS AT UH

	G	UA-A	TT	TFL	SK	PB	FF	FR	INT
2015	10	10-13	23	2.5	2.5	0	0	0	0
2016	11	15-20	35	3.5	2.0	0	0	0	0
TOTAL	21	25-33	58	6.0	4.5	0	0	0	0

8 PENITITO FAALOLOGO (DL)

Tackles: _____ 5 vs. San Diego State, 10/10/15
 TFLS: _____ 1.0 vs. Boise St, 11/12/16
 INT: _____ None
 Sacks: _____ None
 QBH: _____ None
 PBU: _____ None

CAREER DEFENSE TOTALS

	G	UA-A	TT	TFL	SK	PB	FF	FR	HU
2014	11	0-0	0	0.0	0.0	0	0	0	0
2015	13	13-11	24	0.5	0.0	0	0	0	0
2016	9	5-11	16	1.0	0.0	0	0	0	0
TOTAL	33	18-22	40	1.5	0.0	0	0	0	0

11 JAMAL MAYO (DB)

Tackles: _____ 10 vs. Michigan, 9/3/16
 TFLS: _____ 1.0 at Arizona, 9/17/16
 INT: _____ 1 at San José State, 10/8/16
 Sacks: _____ None
 PBU: _____ 1, 4x, last at San José State, 10/8/16

CAREER DEFENSE TOTALS

	G	UA-A	TT	TFL	SK	PB	FF	FR	INT
2015	13	9-6	15	0.0	0.0	2	0	1	0
2016	7	34-8	42	1.0	0.0	2	0	0	1
TOTAL	20	43-14	57	1.0	0.0	4	0	1	1

13 KEALA SANTIAGO (DB)

Tackles: _____ 3 at San José State, 10/8/16
 TFLS: _____ 1.0 vs. Nevada, 10/1/16
 INT: _____ None
 Sacks: _____ 1.0 vs. Nevada, 10/1/16
 PBU: _____ 1 vs. UT Martin, 9/10/16

CAREER DEFENSE TOTALS

	G	UA-A	TT	TFL	SK	PB	FF	FR	INT
2016	10	7-4	11	1.0	1.0	1	0	0	0
TOTAL	10	7-4	11	1.0	1.0	1	0	0	0

18 ROJESTERMAN FARRIS II (DB)

Tackles: _____ 9 vs. Boise St, 11/12/16
 TFLS: _____ None
 INT: _____ 1 at San Diego, 11/5/16
 Sacks: _____ None
 PBU: _____ 1 vs. Cal, 8/26/16

CAREER DEFENSE TOTALS

	G	UA-A	TT	TFL	SK	PB	FF	FR	INT
2016	7	13-5	18	0.0	0.0	0	0	0	1
TOTAL	7	13-5	18	0.0	0.0	0	0	0	1

19 JALEN ROGERS (DB)

Tackles: _____ 9 vs. Cal, 8/27/16
 TFLS: _____ 1.0, 8x, last vs. Boise St, 11/12/16
 INT: _____ 1, 5x, last at Air Force, 10/22/16
 Sacks: _____ 1.0 vs. UL Monroe, 11/28/15
 PBU: _____ 3 vs. UL Monroe, 11/28/15

CAREER DEFENSE TOTALS

	G	UA-A	TT	TFL	SK	PB	FF	FR	INT
2014	6	6-1	7	0.0	0.0	2	0	0	1
2015	13	31-9	40	2.0	1.0	6	0	0	1
2016	11	40-14	54	6.0	0.0	2	0	0	3
TOTAL	30	77-24	101	8.0	1.0	10	0	0	5

21 DAMIEN PACKER (DB)

Tackles: _____ 14 at Air Force, 10/22/16
 TFLS: _____ 1.0, 2x, last vs. New Mexico, 10/29/16
 INT: _____ 1 at Michigan, 9/3/16
 Sacks: _____ None
 PBU: _____ 1 vs. New Mexico, 10/29/16

CAREER DEFENSE TOTALS

	G	UA-A	TT	TFL	SK	PB	FF	FR	INT
2013	9	2-2	4	0.0	0.0	0	0	0	0
2014	13	2-2	4	0.0	0.0	0	0	0	0
2015	13	6-5	11	0.0	0.0	0	0	1	0
2016	10	36-26	62	2.5	0.0	1	0	1	1
TOTAL	45	46-35	81	2.5	0.0	1	0	1	1

22 IKEM OKEKE (LB)

Tackles: _____ 2, 2x, last vs. Boise St, 11/12/16
 TFLS: _____ None
 INT: _____ None
 Sacks: _____ None
 PBU: _____ None
 QBH: _____ None

CAREER DEFENSE TOTALS

	G	UA-A	TT	TFL	SK	PB	FF	FR	INT
2016	8	4-1	5	0.0	0.0	0	0	0	0
TOTAL	8	4-1	5	0.0	0.0	0	0	0	0

26 DEJAUN BUTLER (DB)

Tackles: _____ 9 at Air Force, 10/22/16
 TFLS: _____ None
 INT: _____ None
 Sacks: _____ None
 PBU: _____ 1, 2x, last at Air Force, 10/22/16
 Blk: _____ 1 vs. UC Davis, 9/19/15

CAREER DEFENSE TOTALS

	G	UA-A	TT	TFL	SK	PB	FF	FR	INT
2015	7	8-2	10	0.0	0.0	0	0	0	0
2016	11	18-10	28	0.0	0.0	2	0	0	0
TOTAL	18	26-12	38	0.0	0.0	2	0	0	0

KICKOFF RETURN

Returns: _____ 4 vs. UT Martin, 9/10/16
 Yards: _____ 76 vs. UT Martin, 9/10/16
 Long: _____ 29 vs. UT Martin, 9/10/16
 TD: _____ None

CAREER KICK RETURN TOTALS

	G	No.	Yds	TD	Lg	Avg/R	Avg/G
2015	7	0	0	0	0	0.0	0.0
2016	11	9	188	0	29	20.9	17.1
TOTAL	18	9	188	0	29	20.9	10.4

27 SOLOMON MATAUTIA (LB)

Tackles: _____ 6 vs. New Mexico, 10/29/16
 TFLS: _____ 1.0, 2x, last at San Diego, 11/5/16
 INT: _____ None
 Sacks: _____ None
 PBU: _____ None

CAREER DEFENSE TOTALS

	G	UA-A	TT	TFL	SK	PB	FF	FR	INT
2016	10	7-7	14	2.5	0.0	0	0	0	0
TOTAL	10	7-7	14	2.5	0.0	0	0	0	0

31 JAHLANI TAVAI (LB)

Tackles: _____ 14 vs. UNLV, 10/15/16
 TFLS: _____ 3.0 at San José State, 10/8/16
 INT: _____ 1 vs. UT Martin, 9/10/16
 Sacks: _____ 2.0 at San José State, 10/8/16
 PBU: _____ 1, 2x, last vs. New Mexico, 10/29/16
 Safety: _____ 1 vs. San José State, 11/21/15
 QBH: _____ 1, 2x, last vs. New Mexico, 10/29/16

CAREER DEFENSE TOTALS

	G	UA-A	TT	TFL	SK	PB	FF	FR	INT
2015	13	26-30	56	5.0	3.0	0	0	0	0
2016	11	65-34	99	12.0	4.0	3	2	1	1
TOTAL	24	91-64	155	17.0	7.0	3	2	1	1

38 MALACHI MAGEO (LB)

Tackles: _____ 14 at Air Force, 10/22/16
 TFLS: _____ 2.0 at San Diego, 11/5/16
 INT: _____ None
 Sacks: _____ 1.0, 3x, last at San Diego, 11/5/16
 PBU: _____ 1 vs. UT Martin, 9/10/16
 QBH: _____ 1 vs. UT Martin, 9/10/16

CAREER DEFENSE TOTALS

	G	UA-A	TT	TFL	SK	PB	FF	FR	INT
2015	12	2-3	5	0.0	0.0	0	0	0	0
2016	10	36-26	62	6.5	2.0	1	0	0	0
TOTAL	22	38-29	67	6.5	2.0	1	0	0	0

PLAYER GAME HIGHS/CAREER STATS

HAWAI'I AT FRESNO STATE (NOV. 19, 2016)

39 TRAYVON HENDERSON (DB)

Tackles: _____ 12 vs. Cal, 8/27/16
TFLS: _____ 3.0 at San Diego State, 11/5/16
INT: _____ 2 vs. Wyoming, 10/11/14
Sacks: _____ 1.0, 4x, last at San José State, 10/8/16
PBU: _____ 3 vs. UNLV, 10/15/16
QBH: _____ 1 at San José State, 10/8/16

CAREER DEFENSE TOTALS

	G	UA-A	TT	TFL	SK	PB	FF	FR	INT
2013	11	22-4	26	0.0	0.0	3	0	2	3
2014	11	54-9	63	3.0	1.0	0	0	0	2
2015	2	2-1	3	0.5	0.0	0	0	0	0
2016	11	54-22	76	9.5	2.0	2	1	0	2
TOTAL	35	132-36	168	13.0	3.0	5	0	2	7

40 DANY MULANGA (LB)

Tackles: _____ 10 at Nevada, 10/24/15
TFLS: _____ 1.0 vs. Nevada, 10/1/16
INT: _____ 1 at Nevada, 10/24/15
Sacks: _____ None
PBU: _____ None
FF: _____ 1, 2x, last vs. Air Force, 10/31/15

CAREER DEFENSE TOTALS

	G	UA-A	TT	TFL	SK	PB	FF	FR	INT
2015	10	26-14	40	0.5	0.0	1	2	0	1
2016	9	8-1	9	1.0	0.0	0	0	0	0
TOTAL	19	34-15	49	1.5	0.0	1	2	0	1

43 TEVARUA ELDRIDGE (DL)

Tackles: _____ 5 at Arizona, 9/17/16
TFLS: _____ 0.5 vs. UT Martin, 9/10/16
INT: _____ None
Sacks: _____ None
PBU: _____ None

CAREER DEFENSE TOTALS

	G	UA-A	TT	TFL	SK	PB	FF	FR	INT
2015	1	0-0	0	0.0	0.0	0	0	0	0
2016	8	10-4	14	0.5	0.0	0	0	0	0
TOTAL	9	10-4	14	0.5	0.0	0	0	0	0

44 RUSSELL WILLIAMS, JR. (LB)

Tackles: _____ 12 vs. Nevada, 10/1/16
TFLS: _____ 2.5 at San José State, 10/8/16
INT: _____ None
Sacks: _____ 1.5 at San José State, 10/8/16
PBU: _____ 1 at San José State, 10/8/16
QBH: _____ 1 at San José State, 10/8/16

CAREER DEFENSE TOTALS

	G	UA-A	TT	TFL	SK	PB	FF	FR	HU
2015	12	10-9	19	0.0	0.0	0	0	0	0
2016	9	26-20	46	5.5	1.5	1	0	0	0
TOTAL	21	36-29	65	5.5	1.5	1	0	0	0

75 KORY RASMUSSEN (DL)

Tackles: _____ 8 at Boise State, 10/3/15
TFLS: _____ 1.5, 2x, last at San José State, 10/8/16
INT: _____ None
Sacks: _____ 1.5, 2x, last at San José State, 10/8/16
QBH: _____ 1, 3x, last vs. New Mexico, 10/29/16
PBU: _____ 1 at San Jose, 10/8/16

CAREER DEFENSE TOTALS

	G	UA-A	TT	TFL	SK	PB	FF	FR	HU
2015	13	23-20	43	4.5	2.0	0	0	1	1
2016	11	14-21	35	3.5	1.5	1	1	0	1
TOTAL	24	37-41	78	8.0	3.5	1	1	1	2

91 SAMIUELA AKOTEU (DL)

Tackles: _____ 8 at Air Force, 10/22/16
TFLS: _____ 1.0 vs Cal, 8/27/16
INT: _____ None
Sacks: _____ 1.0 vs Cal, 8/27/16
QBH: _____ None
PBU: _____ None

CAREER DEFENSE TOTALS

	G	UA-A	TT	TFL	SK	PB	FF	FR	HU
2016	10	10-7	17	1.5	1.0	0	0	0	0
TOTAL	10	10-7	17	1.5	1.0	0	0	0	0

94 KA'AUMOANA GIFFORD (DL)

Tackles: _____ 3, 5x Last vs. Air Force, 10/22/16
TFLS: _____ 1.0 at UNLV, 11/7/15
INT: _____ None
Sacks: _____ None
QBH: _____ 1, 2x, last vs. San José State, 11/21/15
PBU: _____ 1, 2x last vs. San José State, 11/21/15

CAREER DEFENSE TOTALS

	G	UA-A	TT	TFL	SK	PB	FF	FR	HU
2015	12	10-12	22	1.0	0.0	2	0	0	2
2016	9	5-6	11	0.0	0.0	0	0	0	0
TOTAL	21	15-18	32	1.0	0.0	2	0	0	2

96 KAIMANA PADELLO (DL)

Tackles: _____ 1, 3x, last vs. UNLV, 10/15/16
TFLS: _____ 1.0, 2x, last vs. UNLV, 10/15/16
INT: _____ None
Sacks: _____ 1.0 vs San José State, 10/8/16
QBH: _____ None
PBU: _____ None
Blk: _____ 1 vs. UNLV, 10/15/16

CAREER DEFENSE TOTALS

	G	UA-A	TT	TFL	SK	PB	FF	FR	HU
2016	11	3-0	3	2.0	1.0	1	0	0	0
TOTAL	11	3-0	3	2.0	1.0	1	0	0	0

97 MEFFY KOLOAMATANGI (DL)

Tackles: _____ 7 at Air Force, 10/22/16
TFLS: _____ 1.0, 4x, last vs. Boise St, 11/12/16
INT: _____ None
Sacks: _____ 1.0, 2x, last at San Diego, 11/5/16
QBH: _____ 1 vs. Colorado, 9/3/15
PBU: _____ None

CAREER DEFENSE TOTALS

	G	UA-A	TT	TFL	SK	PB	FF	FR	HU
2015	8	4-8	12	0.0	0.0	0	0	0	1
2016	9	19-12	31	4.0	2.0	0	1	0	0
TOTAL	17	23-20	43	4.0	2.0	0	1	0	1

98 VIANE MOALA (DL)

Tackles: _____ 3 vs. Nevada, 10/1/16
TFLS: _____ 1.0 at San José State, 10/8/16
INT: _____ None
Sacks: _____ None
QBH: _____ None
Blk: _____ 1 at San José State, 10/8/16

CAREER DEFENSE TOTALS

	G	UA-A	TT	TFL	SK	PB	FF	FR	HU
2016	11	7-3	10	1.0	0.0	1	0	0	0
TOTAL	11	7-3	10	1.0	0.0	1	0	0	0

99 ZENO CHOI (DL)

Tackles: _____ 5 at Air Force, 10/22/16
TFLS: _____ 1.0, 3x, last at Air Force, 10/22/16
INT: _____ None
Sacks: _____ None
QBH: _____ None
PBU: _____ None

CAREER DEFENSE TOTALS

	G	UA-A	TT	TFL	SK	PB	FF	FR	HU
2015	5	3-1	4	1.0	0.0	0	0	0	0
2016	11	12-6	18	2.0	0.0	0	0	0	0
TOTAL	16	15-7	22	3.0	0.0	0	0	0	0

KICKING SPECIALISTS

1 RIGOBERTO SANCHEZ (P/PK/KO)

FGs Made: _____ 3 vs. Boise St, 11/12/16
FGs Att.: _____ 3, 2x, last vs. Boise St, 11/12/16
Long: _____ 55 vs. Michigan, 9/3/16

XP Made: _____ 5, 2x, last vs. UNLV, 10/15/16
XP Att.: _____ 6 vs. UC Davis, 9/19/15

Punts: _____ 9 vs. Colorado, 9/3/15
Punt Avg. (min. 3): _____ 52.0 vs. Air Force, 10/31/15
Long Punt: _____ 73 vs. Air Force, 10/31/15
Inside 20: _____ 4, 2x, last vs. Air Force, 10/31/15
Punt 50+: _____ 6 vs. San Diego State, 10/10/15

Kickoffs: _____ 7, 3x, last vs. UNLV, 10/15/16
KO Touchbacks _____ 4, 2x, last at Air Force, 10/22/16

CAREER PLACEKICKING TOTALS

	G	FG	FGA	LG	1-19	20-29	30-39	40-49	50+
2015	12	8-11	50	0-0	2-3	1-1	4-5	1-2	
2016	11	11-11	55	0-0	5-5	4-4	1-1	1-1	
TOTAL	23	19-22	55	0-0	7-8	5-5	5-6	2-3	

CAREER PUNTING TOTALS

	G	ATT	YDS	AVG	LG	TB	FC	I20	50+
2015	12	74	3335	45.1	73	2	18	28	25
2016	11	55	2470	44.9	57	4	15	16	18
TOTAL	23	129	5805	45.0	73	6	33	44	43

CAREER KICKOFF TOTALS

	G	KO	YDS	AVG	TB	OB
2015	12	22	1412	64.2	14	0
2016	11	51	3061	60.0	15	3
TOTAL	23	73	4473	61.3	29	3

46 ALEX TRIFONOVITCH (P/PK/KO)

Kickoffs: _____ 3 vs. UT Martin, 9/10/16
KO Touchbacks: _____ None

CAREER KICKOFF TOTALS

	G	KO	YDS	AVG	TB	OB
2016	1	3	160	53.3	0	0
TOTAL	1	3	160	53.3	0	0