

HAWAII

RAINBOW WARRIOR BASKETBALL



2014-15 MEDIA GUIDE



2 MEDIA INFORMATION

Media Information	2
Media Outlets	3

4 RAINBOW WARRIOR BASKETBALL

2014-15 Season Preview	4-5
2013-14 Highlights	5
Coaches Benjy Taylor and Senque Carey	6
Support Staff	8-9
Rosters	10-11

11 MEET THE RAINBOW WARRIORS

Player Profiles	12-23
Returnees	12-19
Garrett Nevels	12
Brandon Jawato	14
Qunicy Smith	14
Dyrbe Enos	16
Stefan Jovanovic	17
Mike Thomas	18
Aaron Valdes	19
Redshirts	20-21
Niko Filipovich	20
Stefan Jankovic	20
Negus Webster-Chan	21
Newcomers	21-23
Roderick Bobbitt	21
Zach Buscher	22
Isaac Fleming	22
Brocke Stepteau	23

24 THE OPPONENTS

Non-Conference Opponents	24-27
Big West Conference Opponents	27-30
Gulf Coast Showcase Field	30
Gulf Coast Showcase Bracket	31
HAL Diamond Head Classic Field	32
HAL Diamond Head Classic Bracket	33

33 2013-14 REVIEW

Results	34
Individual Statistics	35
Superlatives	36
Game-By-Game Statistics	37
Big West Review	38
Big West Statistics	39

40 RECORDS

Team Records	40
Attendance Records	40
Individual Records	40-41
Opponent Records	41
Individual Leaders	42-47
1,000-Point Scorers	48-49
Top Individual Game Performances	50-51
Top Team Performances	52
Top Conference Indiv. Performances	53

Top Conference Team Performances	54
Buzzer Beaters	54
Top Big West Indiv. Performances	55
Top Big West Team Performances	56
Margins & Streaks	57
Overtime Games	58
Season Openers	58
100-Point Games	59
Home Courts	60
Largest Road Crowds	60
Stan Sheriff Center Records	61

62 HISTORY

History of Hawai'i Basketball	62-63
HAL Diamond Head Classic Records	64-66
OHR Rainbow Classic History	67-71
Conf. Tournament History	72-73
Postseason History & Records	74-75
NCAA Tournament Teams	76-77
NIT Teams	78-79
National Rankings	80-81
Annual Results	82-83
Annual Team Statistics	84-85
All-Time Letterwinners	86-87
All-Time Numerical Roster	88
All-Time Geographical Roster	89
Awards & Honors	90-93
'Bows in the Pros	93
Coaching History	94
All-Time Series Records	95
Opponent Series History	96-101
All-Time Results	102-116

UH MANOA POLICY ON GENDER EQUITY IN

INTERCOLLEGIATE ATHLETICS

Gender equity in athletics extends the doctrine of fairness to all areas of athletic activity at the University level. It is activated by a sense of moral obligation that exceeds any specific duty to comply with legal requirements, although it also recognizes the necessity of observing the tenets of Title IX, Patsy Mink Act. Its desired effect is to offer women and men equal opportunities to participate in sports for which there is demonstrated interest among athletes in Hawai'i and to provide equitable levels of support for coaching, travel, scholarships, operating expenses and facilities used. Beyond these specific goals, gender equity also fosters an attitude and establishes an environment in which men's and women's sports are encouraged in comparable ways. Those who support gender equity are willing to cooperate in frequent self-evaluations and to implement change so that all student-athletes can have the same opportunity to realize the highest level of their abilities. A copy of the plan titled, "Believe It, Achieve It," is available in the Senior Woman Administrator's Office.



QUICK FACTS

GENERAL

Founded	1907
Enrollment	20,000
Nickname	Rainbow Warriors
School Colors	Green, Black, Silver, White
Conference	Big West
Chancellor	Robert Bley-Vroman
Athletics Director	Ben Jay
Arena (Cap.)	Stan Sheriff Center (10,300)

HISTORY

First Year of Basketball (Total)	1912 (92)
Overall All-Time Record	1,073-1,052-1
Collegiate All-Time Record	738-877
All-Time Big West Record	19-15 (2)
NCAA Appearances (Last)	4 (2002)
NIT Appearances (Last)	8 (2004)
Last Postseason Opponent	Air Force (2013)
Result	CIT First Round L, 65-69

SPORTS INFORMATION


Media Relations Director	Derek Inouchi
Basketball SID	John Barry
E-mail	jbarry@hawaii.edu
Office Phone	(808) 956-7506
Cell Phone	(808) 292-1462
Office Fax	(808) 956-4470
Press Row Phone	(808) 956-9408
Website	HawaiiAthletics.com

COACHING STAFF

Associate Coach (Yrs)	Benjy Taylor (4)
Alma Mater (Yr)	Richmond (1989)
Alma Mater (Yr)	Brigham Young-Hawai'i (1999)
Assistant Coach (Yrs)	Senque Carey (1)
Alma Mater (Yr)	New Mexico (2004)
Basketball Office Phone	(808) 956-6501

TEAM INFORMATION

2013-14 Overall Record	20-11
Big West Record/Finish	9-7 (4th)
Starters Returning/Lost	2/3
Letterwinners Returning/Lost	8/6
Redshirts Returning	3
Newcomers	5



CREDITS: The 2014-15 University of Hawai'i Rainbow Warrior Basketball Media Guide was produced by the University of Hawai'i Sports Media Relations Office. All rights reserved. Derek Inouchi, Director; John Barry, Kara Nishimura, and Jay Metzger, Assistant Directors; Troy Yamamoto, Internet Specialist; Drew Afualo, Lani

Barrio, Alexis Hernandez, Brisa Kress, Makaelee Nacarrato, Kaile Nakao, Kristy Tamashiro and Malia Weisskopf. Cover designs by Kara Nishimura.

SPORTS MEDIA RELATIONS

1337 Lower Campus Rd.
Honolulu, HI 96822

Main Office Number: (808) 956-7523

Fax Number: (808) 956-4470

E-mail: mediarel@hawaii.edu

Websites: HawaiiAthletics.com
HawaiiAthleticsOhana.com

Twitter: www.twitter.com/HawaiiAthletics

Facebook: www.facebook.com/HawaiiAthletics

YouTube: www.youtube.com/HawaiiAthletics



DEREK INOUCHI

Media Relations Director

Work: (808) 956-4478

Cell: (808) 954-0234

E-mail: inouchi@hawaii.edu

Alma Mater: Hawai'i, 1996

Sport Assignments: Football,

Cross Country/Track & Field, M/W Golf, Men's Volleyball



JOHN BARRY

Assistant Director

Work: (808) 956-7506

Cell: (808) 292-1462

E-mail: jbarry@hawaii.edu

Alma Mater: Lafayette, 1998

Sport Assignments: Women's

Volleyball, Men's Basketball, Baseball, M. Tennis, Swimming & Diving



KARA NISHIMURA

Assistant Director/
Graphic Designer

Work: (808) 956-5087

Cell: (808) 497-0638

E-mail: karakn@hawaii.edu

Alma Mater: Purdue, 1993

Sport Assignments: W. Basketball, W. Tennis, Softball

SUPPORT STAFF



JAY METZGER

Multimedia Specialist

Work: (808) 956-4479

Cell: (808) 295-4353

E-mail: jmetzger@hawaii.edu

Alma Mater: Menlo, 1995



TROY YAMAMOTO

Internet Specialist

Work: (808) 956-9647

E-mail: troyy@hawaii.edu

Alma Mater: Hawai'i, 1996

This publication has been provided to enhance fan participation and assist the media in the coverage of Rainbow Warrior basketball. The Sports Media Relations Office will follow up with weekly releases during the season to keep the media informed about the Rainbow Warrior basketball team.

MEDIA CREDENTIALS

Requests for working press, photo and broadcast credentials for 2014-15 home basketball games should be made in writing at least two weeks prior to the game. Direct all requests to:

John Barry

Asst. Sports Media Relations Director

jbarry@hawaii.edu

Credentials will be available on game day at the pass gate of the Stan Sheriff Center. A picture ID is required to pick up items at the pass gate. Diamond Head Classic credentials may be requested through the tournament website at diamond-headclassic.com.

Due to the limited space available on press row, those news outlets covering the Rainbow Warriors or their opponents on a regular basis will receive top priority. All other credentials for print media are issued on the basis of space availability. ESPN 1420, which has the radio rights for UH basketball, will be the only local radio station to receive season credentials. Local radio stations with a full-time sports director conducting a daily sports show of notable length will receive first consideration.

INTERVIEW POLICY

All players and coaches will be available for interviews before or after practice during the season. Although interviews are permitted after practice, interviews before practice are recommended. If you wish to interview a particular player at a specific time, in person or by telephone, arrangements should be made through the Sports Media Relations Office at least 24 hours in advance.

PHOTOGRAPHERS

Photo passes are available for accredited news media and should be ordered in the same manner as press credentials. In accordance with NCAA and Big West rules, photographers must wear their credentials and must stay within the designated photo area. No credentials will be issued to freelance photographers, cutline workers, equipment carriers or radio station representatives, except for the two originating stations.

SERVICES

Rosters and pre-game notes will be distributed prior to each game. Box scores will be distributed after each game. Final box

scores with play-by-play will be available at the conclusion of the game. Box scores will also be sent via e-mail and will be available online at HawaiiAthletics.com after the conclusion of the game.

POST-GAME INTERVIEWS

UH coaches and players will be available for interviews following a 10-minute cooling-off period after each game. All media members should notify a Sports Media Relations representative with their request for interviews. The coaches and players will be escorted to the Green Room for all interviews.

INTERNET SERVICES

Ethernet lines are available in the media workroom. A limited amount of wireless accounts are available in the arena. Please contact men's basketball SID John Barry for an account. Due to the limited amount of accounts, those news outlets covering the Rainbow Warriors or their opponents on a regular basis will receive top priority. All other requests are issued on the basis of availability.

HAWAIIATHLETICS.COM

The UH Athletics website (HawaiiAthletics.com) features a video component, photo galleries, and online media guides in addition to the existing player and coach biographies, press releases, schedules and everything else you need to know about UH Athletics. In addition, a .pdf version of every UH media guide will be available on the website.

WHAT'S AN 'OKINA?

Q: Ever wondered what that punctuation mark in the word Hawai'i is?

A: In the Hawaiian language, it's called an 'okina, which translated literally in English means separator. Phonetically it is referred to as a glottal stop, similar to the sound that would be made in the English oh-oh. The 'okina is actually a letter in the Hawaiian language and typed out looks like a backwards apostrophe. The practice of the UH Sports Media Relations office is to use the 'okina in all Hawaiian words in which they occur.

IMPORTANT PHONE NUMBERS

Phone: (808) 956-7523

Fax: (808) 956-4470

E-mail: mediarel@hawaii.edu

SSC Press Row: (808) 956-9408

Mailing Address:

UH Sports Media Relations Office
1337 Lower Campus Road
Honolulu, HI 96822

BROADCAST PARTNERS

TELEVISION PARTNER

Oceanic Time Warner Cable begins its third season as the television rightsholder of UH Athletics. Sports anchor Kanoa Leahey will handle the play-by-play duties and will be joined on the sideline by former Warrior guard Artie Wilson and longtime high school and collegiate coach Tony Sellitto. Howard Dashefsky will host the pre- and post-game shows with former UH players David Hallums and Johnny White. Nearly all home games, except for the Diamond Head Classic, will be on OCSports.




RADIO PARTNER

Every UH game this season will be broadcast by ESPN1420, UH's flagship station. Longtime radio host Bobby Curran has covered UH sports for nearly 20 years. Jeff Portnoy will join Curran with color analysis for all home games.



Kanoa Leahey
Play-by-Play



Tony Sellitto
Color Analyst



Artie Wilson
Color Analyst



Bobby Curran
Play-by-Play



Jeff Portnoy
Color Analyst

TELEVISION STATIONS

HAWAII NEWS NOW (CBS/NBC)

Mike Cherry, Sports Director
420 Waiakamilo Road, Suite 205
Honolulu, HI 96817
Phone: (808) 847-1112
Fax: (808) 847-3298
Website: www.hawaiiinternow.com

KHON (FOX)

Rob DeMello, Sports Director
88 Piikoi St.
Honolulu, HI 96814
Phone: (808) 591-4278
Fax: (808) 593-2418
Website: www.khon.com

KITV (ABC)

Robert Kekaula, Sports Director
801 South King St.
Honolulu, HI 96813
Phone: (808) 535-0440
Fax: (808) 536-8993
Website: www.kitv.com

KFVE (K5-The Home Team)

420 Waiakamilo Road, Suite 205
Honolulu, HI 96817
Phone: (808) 847-3246
Fax: (808) 845-3616
Website: www.k5thehometeam.com

WIRE SERVICES

ASSOCIATED PRESS

Seven Waterfront Plaza
Suite 590
500 Ala Moana Blvd.
Honolulu, HI 96813
Phone: (808) 536-5510
Fax: (808) 531-1213
Website: www.ap.org

O'AHU NEWSPAPERS

HONOLULU STAR-ADVERTISER (DAILY)

Paul Arnett, Sports Editor
Brian McInnis, Basketball Beat
Dave Reardon, Columnist
Ferd Lewis, Columnist
Seven Waterfront Plaza
500 Ala Moana Blvd., #210
Honolulu, HI 96813
Phone: (808) 529-4782
Fax: (808) 529-4787
Website: www.staradvertiser.com

KA LEO O HAWAII (Student Newspaper)

Jeremy Nitta, Sports Editor
University of Hawaii
1755 Pope Rd.
Honolulu, HI 96822
Phone: (808) 956-3215
Fax: (808) 956-9962
Website: www.kaleo.org

RADIO STATIONS

ESPN 1420

Bobby Curran, Play-by-Play
Jeff Portnoy, Color Analyst
900 Fort St., Suite 700
Honolulu, HI 96813
Phone: (808) 536-3624
Fax: (808) 548-0608
Website: www.espn1420am.com

NEIGHBOR ISLAND NEWSPAPERS

The Garden Island (Kaua'i)

Rick Killeen, Sports Editor
P.O. Box 231
Lihue, HI 96766
Phone: (808) 245-3681
Fax: (808) 245-5286
Website: www.thegardenisland.com

Hawai'i Tribune Herald (Hawai'i)

P.O. Box 767
Hilo, HI 96721
Phone: (808) 935-6621
Fax: (808) 961-3680
Website: www.hawaiitribune-herald.com

West Hawai'i Today (Hawai'i)

Joe Ferraro, Sports Editor
P.O. Box 789
Kailua-Kona, HI 96745
Phone: (808) 329-9315
Fax: (808) 329-4860
Website: www.westhawaii.com

Maui News (Maui)

Brad Sherman, Sports Editor
P.O. Box 550
Wailuku, HI 96793
Phone: (808) 244-3981
Fax: (808) 242-9087
Website: www.mauinews.com

HAWAII TELEVISION SCHEDULE

Outrigger Resorts Rainbow Classic

Nov. 14	Arkansas-Pine Bluff	OCSports
Nov. 15	CSU Bakersfield	OCSports
Nov. 18	High Point	ESPN2
Nov. 19	UH-Hilo	OCSports
Nov. 21	Pittsburgh	None

Gulf Coast Showcase

Nov. 24	San Francisco	TBA
Nov. 25	TBA	TBA
Nov. 26	TBA	TBA

Dec. 2	Delaware State	OCSports
Dec. 6	BYU	BYUtv
Dec. 19	Chaminade	TBA

Hawaiian Airlines Diamond Head Classic

Dec. 22	Nebraska	ESPN
Dec. 23	TBA	ESPN2/ESPN
Dec. 25	TBA	ESPN2/ESPN

Dec. 29	Southern	OCSports
Dec. 30	Prairie View A&M	OCSports
Jan. 7	Cal Poly*	OCSports
Jan. 10	CSUN*	OCSports/ESPN Wildcard
Jan. 17	at UC Riverside*	ESPN Wildcard
Jan. 22	UC Davis*	OCSports
Jan. 24	UC Irvine*	OCSports
Jan. 29	at CSUN*	BigWest.TV
Jan. 31	at Long Beach State*	ESPN Wildcard
Feb. 5	at Cal Poly*	BigWest.tv
Feb. 7	at UC Santa Barbara*	Prime Ticket Wildcard
Feb. 12	UC Riverside*	OCSports
Feb. 14	Cal State Fullerton*	OCSports
Feb. 19	at UC Irvine*	Prime Ticket
Feb. 21	at UC Davis*	BigWest.tv
Feb. 26	Long Beach State*	OCSports
Mar. 5	UC Santa Barbara*	OCSports
Mar. 7	at Cal State Fullerton*	ESPN3

UH'S SOCIAL MEDIA SITES



Facebook
www.facebook.com/
HawaiiAthletics



Instagram
www.instagram.com/
HawaiiAthletics



Twitter
www.twitter.com/
HawaiiAthletics



YouTube
www.youtube.com/
HawaiiAthletics

2014-15 SCHEDULE

DATE	OPPONENT	TIME
Nov. 6	Hawaii Pacific (Exhibition)	7:00 pm

Outrigger Hotels and Resorts Rainbow Classic

Nov. 14	Arkansas-Pine Bluff	7:30 pm
Nov. 15	CSU Bakersfield	7:30 pm
Nov. 17	High Point	11:59 pm

Nov. 19	UH-Hilo	7:00 pm
Nov. 21	Pittsburgh (Wailuku, Maui)	7:00 pm

Gulf Coast Showcase (Estero, Fla.)

Nov. 24	San Francisco	8:30 pm
Nov. 25	TBA	TBA
Nov. 26	TBA	TBA

Dec. 2	Delaware State	7:00 pm
Dec. 6	vs. BYU (Salt Lake City)	TBA
Dec. 19	Chaminade (Blaisdell Center)	7:00 pm

Hawaiian Airlines Diamond Head Classic

Dec. 22	Nebraska	8:00 pm
Dec. 23	TBA	TBD
Dec. 25	TBA	TBD

Dec. 29	Southern	7:00 pm
Dec. 29	Prairie View A&M	7:00 pm
Jan. 7	Cal Poly*	7:00 pm
Jan. 10	Cal State Northridge*	7:00 pm
Jan. 17	at UC Riverside*	8:00 pm
Jan. 22	UC Davis*	5:00 pm
Jan. 24	UC Irvine*	7:00 pm
Jan. 29	at Cal State Northridge*	7:00 pm
Jan. 31	at Long Beach State*	4:00 pm
Feb. 5	at Cal Poly*	7:00 pm
Feb. 7	at UC Santa Barbara*	4:00 pm
Feb. 12	UC Riverside*	7:00 pm
Feb. 14	Cal State Fullerton*	6:00 pm
Feb. 19	at UC Irvine*	7:00 pm
Feb. 21	at UC Davis*	7:00 pm
Feb. 26	Long Beach State*	7:30 pm
Mar. 5	UC Santa Barbara*	7:00 pm
Mar. 7	at Cal State Fullerton*	6:00 pm
Mar. 13-15	Big West Tournament (Anaheim, CA)	

CAPS = Home game played at Stan Sheriff Center

* = Big West Game ➤ All times local to site

Schedule Notes

- The schedule includes 18 regular-season home games. The Rainbow Warriors play their first four games at the Stan Sheriff Center and will play 14 of their first 18 contests within the state of Hawai'i.

- UH opens the season with the 50th edition of the Outrigger Hotels and Resorts Rainbow Classic. This year's field includes Arkansas-Pine Bluff, CS Bakersfield and 2014 NIT participant High Point.

- The 'Bows will travel to the neighbor islands, heading to Maui on Nov. 21 to face Pittsburgh in the team's third appearance on the island in the last five years.

- Hawai'i will travel to Estero, Fla., for the eight-team Gulf Coast Showcase, Nov. 24-26. It will be the team's furthest trip east since traveling to Chapel Hill, N.C. to face UNC in December 1993.

- Hawai'i will host the sixth annual Hawaiian Airlines Diamond Head Classic Dec. 22, 23 and 25 with a field that also includes Colorado, DePaul, George Washington, Loyola Marymount, Ohio, Wichita State and UH's first-round opponent Nebraska.

- UH will make at least four appearances on national television - in the ESPN College Hoops Tip-off Marathon on Nov. 18, and a trio of games in the Hawaiian Airlines Diamond Head Classic on Dec. 22, 23 and 25.



TEAM BREAKDOWN

STARTERS RETURNING (1)

No	Player	Pos	Ht	Wt	Cl	GP-GS	PPG	RPG	FG%	3FG%	FT%
1	Garrett Nevels	G	6-2	180	Sr.	31-30	13.1	3.2	.468	.413	.766

OTHER LETTERWINNERS RETURNING (6)

No	Player	Pos	Ht	Wt	Cl	GP-GS	PPG	RPG	FG%	3FG%	FT%
11	Quincy Smith	G	6-0	170	Jr.	31-1	4.9	1.2	.409	.313	.628
23	Aaron Valdes	G	6-5	190	So.	31-3	3.2	2.0	.526	.333	.500
10	Dyrbe Enos	G	5-9	170	So.	21-0	1.5	0.3	.345	.370	.500
25	Michael Thomas	F	6-8	215	So.	20-0	1.2	1.2	.280	.000	.600
15	Stefan Jovanovic	C	6-10	235	So.	10-0	1.8	1.3	.538	.000	.667
3	Brandon Jawato	G	6-4	200	Jr.	14-0	0.6	0.1	.273	.200	.00

REDSHIRTS RETURNING (3)

No	Player	Pos	Ht	Wt	Cl	Last School
2	Niko Filipovich	G	6-0	160	Fr.	Bishop Montgomery HS
14	Negus Webster-Chan	G	6-7	200	So.	University of Missouri
33	Stefan Jankovic*	F	6-11	240	So.	University of Missouri

STARTERS LOST (3)

No	Player	Pos	Ht	Wt	Cl	GP-GS	PPG	RPG	FG%	3FG%	FT%
0	Keith Shamburger	G	5-11	170	Jr.	31-30	9.3	3.0	.349	.308	.832
34	Christian Standhardinger	F	6-8	215	Sr.	31-31	18.1	8.4	.474	.277	.768
32	Brandon Spearman	G	6-3	190	Sr.	28-28	11.3	4.5	.459	.336	.597

OTHER LETTERWINNERS LOST (3)

No	Player	Pos	Ht	Wt	Cl	GP-GS	PPG	RPG	FG%	3FG%	FT%
13	Davis Rozitis	C	7-0	240	Sr.	29-1	3.6	3.3	.661	.000	.629
24	Michael Harper	G	6-4	200	So.	8-0	0.6	0.6	.333	.250	.000
21	Jack Hackman	G	6-4	200	Fr.	4-0	0.8	0.3	.500	1.000	.000

NEWCOMERS (4)

Player	Pos	Ht	Wt	Cl	Hometown	Previous School
Roderick Bobbitt	G	6-3	250	Jr.	Oakland, CA	Indian Hills (Iowa) CC
<i>Led the JC ranks in steals per game; recorded three triple-doubles for squad that advanced to national finals</i>						
Zach Buscher	G	6-3	165	Fr.	Honolulu, O'ahu	'Iolani School
<i>All-state pick in both basketball and volleyball; led school to 2014 state championship</i>						
Isaac Fleming	G	6-4	190	Fr.	Wilmington, Del.	Massanutten Military Academy
<i>A two-time all-conference selection in both basketball and football</i>						
Brocke Stepteau	G	5-9	160	Fr.	Dallas, TX	Dallas Jesuit Prep School
<i>A two-time all-conference pick; led team to district championship.</i>						

*will be eligible to play in December 2014

Returning Production: The Rainbow Warriors return seven players who saw court time last season. Meanwhile, six players, including three starters, departed from last year's program. Below is a breakdown of the returning production of this year's team.

Category	13-14 Tot	Returning	Pct.
Scoring	2,479	740	49%
3-Pts	177	80	46%
Free Throws	570	118	38%
Rebounds	1,114	340	48%
Assists	437	162	42%
Blocks	110	33	52%
Steals	190	68	43%
Minutes	6,276	2,116	49%

Big West Preseason Polls: The Big West Conference announced its men's basketball preseason media poll on Oct. 23 with UH picked to finished in fifth place. The 26-member media panel tabbed UC Irvine as the pre-season favorite with 20 first-place votes and 221 points. The Rainbow Warriors finished in fourth place (9-7) last season in its second season in the Big West.

2014-15 Big West Preseason Media Poll

1. UC Irvine (20) - 221 points
2. UC Santa Barbara (2) - 195
3. Long Beach State (3) -180
4. Cal State Northridge (1) - 165
5. Hawai'i - 119
6. Cal Poly - 109
7. UC Davis - 79
8. Cal State Fullerton - 64
9. UC Riverside - 38

() First-place votes

Preseason Media All-Conference Team

Mike Caffey, G, Long Beach State
Isaac Fotu, F, Hawai'i
Corey Hawkins, G, UC Davis
Stephen Maxwell, F, CSUN
Mamadou Ndiaye, C, UC Irvine
Alan Williams, F, UCSB

Calling All Nations: UH continues its trend as the most diverse team in the country with players from four different states in four different time zones (California, Delaware, Hawai'i and Texas) and three foreign coun-

tries (Canada and Serbia). See page 11 for a complete geographic breakdown of this year's squad.

Redshirts Are Ready: After sitting out last season due to NCAA transfer rules, wing player Negus Webster-Chang returns to the court and is expected to make an impact for the Rainbow Warriors. Webster-Chan played his freshman season for an NCAA Tournament-bound Missouri squad and played 32 games for the Tigers that season, including six starts. His Mizzou teammate and fellow Canadian Stefan Jankovic will be eligible to play for the 'Bows in December after following Webster-Chan to Manoa in January 2014.

Team Captains: Senior Garrett Nevels and junior Quincy Smith will serve as team captains this year. Nevels is UH's lone senior.

The Newbies: Four new players join the Rainbow Warriors in 2014-15: three freshmen, including prep players Zach Buscher, Isaac Fleming, and Brocke Stepteau and junior-college transfer Roderick Bobbitt. Bobbitt, who was a vital part of an Indian Hills squad that was the top-ranked JC for much of the season, is a strong candidate to take over starting point guard duties. Bobbitt led the nation in steals last year while also recording three triple-doubles on the season. Fleming, a native of Delaware, is also expected to contribute as a true freshmen.

Home Cooking: The Rainbow Warrior basketball team enters its 21st season in the Stan Sheriff Center. UH owns a 254-110 (.698) all-time record in the facility, which is named after the late UH athletics director. UH is 143-58 (.711) all-time in non-conference games, 111-52 (.680) all-time in conference games and 12-5 (.705) all-time in Big West games. UH went 14-5 overall at home this year and 5-3 in Big West games. UH is 51-24 (.680) at home in its four seasons under Gib Arnold.

2013-14 HIGHLIGHTS

- ▶ The Rainbow Warriors hit the 20-win barrier for the first time in 10 years.
- ▶ The 'Bows secured a winning regular-season league record (9-7) for the second time in as many years in the Big West Conference while finishing in fourth place.
- ▶ UH won four straight conference road games, the first time a UH squad accomplished the feat in nearly 35 years of league play. The only other UH team to win four straight road games overall was the "Fab Five" team of 1971-72.
- ▶ The 'Bows averaged 80.0 points per game, the highest scoring average in nearly four decades.
- ▶ Senior forward Christian Standhardinger becomes the 16th player in school history to reach 1,000 career points. Standhardinger became just the fourth two-year player at UH to accomplish the feat and the first two-year player to record 1,000 points and 500 rebounds in his career.
- ▶ Christian Standhardinger and Isaac Fotu earned first-team all-Big West honors, the first time UH places two first-team members in the same year. Fotu was also named to the all-region second team.
- ▶ UH went 2-1 in the prestigious Hawaiian Airlines Diamond Head Classic for the third time in the last four years.

AWARDS & HONORS

Dyrbe Enos

All-Big West Academic

Isaac Fotu

All-Big West First Team

NABC All-District Second Team

Outriggers Hotels Rainbow Classic MVP

All-Big West Academic

Davis Rozitis

All-Big West Academic

Keith Shamburger

Big West Player of the Week (Jan. 27)

Brandon Spearman

Hawaiian Airlines Diamond Head Classic All-Tournament

Big West Player of the Week (Dec. 30)

Tip of the Spear Award

Christian Standhardinger

All-Big West First Team

Big West Player of the Week (Nov. 11, Feb. 17)

Outrigger Hotels Rainbow Classic All-Tournament

Milestones & Records

- ▶ UH's 114 points versus UH-Hilo set a new Stan Sheriff Center record high. It was the seventh highest point total ever and the highest since UH scored 117 points versus Memphis State in 1974.
- ▶ Christian Standhardinger set new UH single-season records from free throws made (195) and attempted (254).
- ▶ UH's 17-point margin of victory at UC Davis (Jan. 23) was the team's largest on the road since an 85-68 win at UNLV in the 2003 NIT.
- ▶ UH got off to its best start (11-3) in the Gib Arnold era and best start since the 2003-04 season (14-3).
- ▶ UH's 11 non-conference wins were its most heading into league play since the 1999-2000 squad accomplished the feat (11-2).



BENJY TAYLOR

Head Coach • 5th Season
Richmond (1989)

Benjy Taylor takes over the head coaching duties this season, his fifth with the program. He served as the associate coach the previous four seasons. Taylor boasts more than 20 years of collegiate coaching experience, including a pair of head-coaching stints.

Taylor's duties including recruiting, scouting, scheduling and working with the team's wing players, while also dealing with team travel, NCAA compliance and serving as a liaison to the program's booster club.

In his first season at UH, Taylor helped guide the team to a 19-13 finish and an appearance in the 2011 CollegeInsider.com Postseason Tournament. The next year, the Rainbow Warriors defeated its first ranked opponent (#16 Xavier) in six years and advanced to the conference tournament semifinals in nine years. In his role with the UH wings, Taylor helped tutor Zane Johnson, who twice earned all-conference mention and became the school's all-time leader in three-pointers made. Last season, UH won 20 games for the first time in a decade.

Taylor has been a part of numerous NCAA and NIT squads while coaching at eight different Division I programs, including the 2000-01 Pepperdine squad that went 22-9 and advanced to the second round of the NIT. Most recently, Taylor was the head coach at Chicago State for three years. During his tenure, he helped the Cougars achieve new heights in its Division I era, including the program's first winning season in more than 23 years. For his efforts, he captured Independent Division I Coach of the Year honors as well as the HSBC National Coach of the Year.

After helping Pepperdine to an NIT appearance in 2001, Taylor landed his first head-coaching stint at NCAA Division III North Central College in Naperville, Ill., where he guided the program for three seasons. It was Taylor's second tour of duty in the state. Taylor was previously the associate head coach at Northern Illinois from 1995-2000, helping the Huskies reach the NCAA Tournament in 1996 after posting a 20-10 record.

As a player, Taylor was a four-year letterwinner with the University of Richmond (1985-89). His teams registered an 85-38 (.691) record during his career with two NCAA Tournament appearances (1986, '88) and one NIT Tournament bid (1989).

Taylor earned his bachelor's degree with a double major in criminal justice and sociology and remained with the Spiders as a graduate assistant coach, earning a master's degree in sports management. A native of Jacksonville, N.C., Taylor is a member of the National Association of Basketball Coaches as well as the Black Coaches Association. He has three sons—Tyler (23), Otto III (13) and Ostin (10)—and a daughter, Olive (5).

TAYLOR'S FILE

PERSONAL

Years at UH: 4th season

Hometown: Jacksonville, N.C.

Alma Mater: Richmond (1989)

COACHING EXPERIENCE

► 2011-	Hawai'i	Associate Coach
► 2010-11	Hawai'i	Assistant Coach
► 2007-10	Chicago State	Head Coach
► 2005-07	Tulane	Assistant Coach
► 2004-05	Indiana State	Assistant Coach
► 2001-04	N. Central College	Head Coach
► 2000-01	Pepperdine	Assistant Coach
► 1995-2000	Northern Illinois	Associate Coach
► 1992-95	Citadel	Assistant Coach
► 1991-92	Cornell	Assistant Coach
► 1989-91	Richmond	Grad. Assistant

PLAYING EXPERIENCE

- 1985-89, Richmond



SENQUE CAREY

Assistant Coach • 1st Season
New Mexico (2004)

Senque Carey joined the University of Hawai'i as an assistant coach for the Rainbow Warriors in July 2014. Carey, who has coached at the Division I level for nearly a decade, serves as the program's recruiting coordinator while also working with the team's point guards.

Carey has gained a reputation as a top-notch recruiter during his various coaching stops along the West Coast, highlighted by a successful stint at Fresno State. He has also coached at Loyola Marymount, Portland State and at his alma mater New Mexico.

Shortly after his playing career ended in 2002, Carey began his coaching career at New Mexico as an undergraduate assistant for the Lobos during the 2003-04 season. He then served as an assistant at Portland State for Heath Schroyer in 2004-05. However, it was during his five-year stay (2005-10) at Fresno State under head coach Steve Cleveland that Carey made his mark.

Carey proved key in recruiting and developing numerous elite players, most notably Paul George, the No. 10 overall pick in the 2010 NBA Draft and an eventual All-Star for the Indiana Pacers, as well as 2007 NBA second-round pick Dominic McGuire. He also recruited and guided another NBA prospect in Greg Smith, the 2009-10 WAC Freshman of the Year. Numerous other players he coached went on to enjoy professional careers overseas.

Carey's stellar work extended beyond the court as he helped guide a dramatic academic turnaround at Fresno State that produced the largest Academic Progress Rate (APR) improvement in the country, the program's first Academic All-District honoree and the graduation of ten men's basketball student-athletes from December 2007 to May 2009, the most during such a span in program history.

Following five seasons at Fresno State, Carey started his own business in 2010—The Basketball Experience, a coaching program that provided training for players at all levels through camps, clinics, private workouts and tournaments. He returned to collegiate coaching last year as an assistant coach for Loyola Marymount and helped guide the Lions to a perfect 3-0 against Big West competition with wins versus Cal Poly, Long Beach State and UC Riverside.

Carey's playing career included stops at the University of Washington and New Mexico. He was a Pac-10 All-Freshman selection for the Huskies in 1999, playing all 28 games with 17 starts and averaging 8.7 points and 3.1 rebounds with 94 assists. He then transferred to New Mexico and served as the team's starting point guard in 2001-02 before suffering a career-ending injury the very next season.

A native of East Palo Alto, Calif., Carey graduated from New Mexico in 2004 with a degree in communication.

CAREY'S FILE

PERSONAL

Years at UH: 1st season

Hometown: East Palo Alto, Calif.

Alma Mater: New Mexico (2004)

Family: Children - Indira (5) and Naiya (3)

COACHING EXPERIENCE

► 2014-	Hawai'i	Assistant Coach
► 2013-14	Loyola Marymount	Assistant Coach
► 2005-10	Fresno State	Assistant Coach
► 2004-05	Portland State	Assistant Coach
► 2003-04	New Mexico	Undergraduate Assistant

PLAYING EXPERIENCE

- 2001-03, New Mexico
- 1999-2000, Washington



MAHALO



DIAMOND CORPORATE PARTNERS



PLATINUM CORPORATE PARTNERS



KOA
ESPN 1420
Summit Media
Waikiki Beach Marriott Resort & Spa

KAIMANA
Fantastic Sams Hair Salons
Farmers Insurance Hawaii
Howard Hughes Corporation
Meadow Gold
Muscle Milk
NAPA Auto Parts Hawaii
Oceanic Time Warner Business Class
Pacific Links Hawaii
UH Federal Credit Union

KULA
Armstrong Produce
Chevron
Enterprise Rent-A-Car
First Insurance
Hawaii Advanced Imaging
Hawaii Army National Guard
Hickam Federal Credit Union
InVision Imaging
Kyo-ya Hotels & Resorts
Pacxa
Papa John's Pizza Hawaii
Peterson Sign Company
Starwood Hotels
State Farm Insurance
Toyota Hawaii
Xtreme Fun Rentals

MAKANA
Allstate Insurance
Aloha Sports Properties
Big City Diner
The Cab
Eric Fujimoto, CFP, CFS, MBA
Finance Factors
Frito Lay
Gentry Homes
Hawaii USA FCU
Hawaii Self Storage
Hilo Hattie
HI-Power Solar
Island Air
Island Insurance
Island Movers
Ka Leo
Lex Brodie's
Mililani Golf Club
UFC Gym
UH Alumni Association
UPS
Van Wagner DORNA
Zippy's

OHANA
C.S. Wo & Sons
Gordon Biersch
Island Flooring
Kelly Eisenberg
KFC Hawaii
Koolau Golf Club
Las Vegas Bound Magazine
L.H. Gamble
Love's Bakery
Max Muscle Hawaii
McDonald's
Menhune Water Company
Pearl Country Club
PODS
Salem Media of Hawaii
Sky Painting
Sodexo
Watanabe Floral
Young's Market





JAMIE SMITH

Performance Analyst
3rd Season • UNC (2006)

Jamie Smith begins his third season with the Rainbow Warriors. In this new full-time role, Smith maintains all of his responsibilities as performance analyst in addition to the duties formerly held by the director of basketball operations. Smith now has the added responsibilities of planning and coordinating all aspects of team travel, meal planning, scheduling of facilities, purchasing team equipment, and managing the team budget. Smith is also responsible for the hiring and supervision of the program's support staff of administrative assistants, graduate managers, and undergraduate managers.

From 2012 to '14 as the team's video coordinator and performance analyst, Smith's primary responsibilities included analysis and evaluation of team practices and games, game preparation and analysis of opposition, and performance enhancement. Smith also served as the men's basketball liaison with the Manoa Maniacs and assisted with the promotion of the men's basketball program.

During his time at Hawaii, Smith has led a spirited campaign to revitalize the student section at the Stan Sheriff Center. Sharing former coach Gib Arnold's vision of turning basketball games into must-attend events, Smith was the inspiration behind the popular student theme nights. Through his efforts, average student attendance has doubled during his term.

During the summer months, Smith serves as a performance analyst for Great Britain's senior men's and senior women's national teams. Smith's primary responsibilities for Team GB include advance scouting, video and statistical analysis of upcoming opponents, practice analysis, game analysis, and the development of strategic game plans and scouting reports. Since his involvement in 2011, both British National teams have experienced unprecedented success, qualifying for the 2012 London Olympic Games and the past two EuroBasket championships.

In 2011-12, Smith served as assistant video coordinator for the Boston Celtics under Doc Rivers. In this role, he was responsible for all of the team's video-based scouting needs and worked closely with the Celtics' defensive coordinator to create pre-game and post-game edits. In addition, Smith assisted with player development and worked out players before practices and games including putting the NBA's all-time leading three-point shooter Ray Allen through his famous pre-game routine. He also served as an assistant coach for Boston Celtics' Summer League team. The Celtics claimed their fifth consecutive Atlantic Division title and advanced to the Eastern Conference Finals.

His stint with the Celtics was his second with an NBA team after working with the Cleveland Cavaliers in a similar capacity in 2010-11. Upon joining the Cavs, Smith became the first-ever British national named to an NBA coaching staff. Smith's video responsibilities extended to the front office where he created video edits on draft prospects in preparation for the 2011 NBA draft. The Cavaliers selected Kyrie Irving with the first overall pick.

Smith's first experience at a Division I program was at the University of North Carolina and began with a national championship in 2005. From 2004 to '06 Smith was a student manager under Hall of Fame coach Roy Williams. After losing their top seven scorers to graduation and the 2005 NBA draft, the Tar Heels - led by ACC Freshman of the Year Tyler Hansbrough - overachieved in 2006, making it to the second round of the NCAA Tournament and finishing with a No. 10 end-of-season ranking.

He began his coaching career as the head coach at Cricklade College in his hometown of Andover. During that same season, he played for the Southampton Trailblazers in England's national basketball league.

Smith graduated with highest distinction from the University of North Carolina with a double major in exercise and sports science and psychology in 2006. He earned his Master of Science in Applied Physiology & Kinesiology from the University of Florida in 2011. Smith holds level 4 accreditation as an applied performance analyst from the International Society of Performance Analysis of Sport.



TIM BROSS

Administrative Assistant
1st Season • Gonzaga (2008)

Tim Bross enters his first season as an administrative assistant for the Rainbow Warrior basketball team. Bross will provide administrative support to the program and assist with film exchange, filming of practices, and the creation and distribution of recruiting and camp mail-outs. Bross will also lead the team's community outreach efforts including the coordination of a school literacy campaign and assistance with "Give Back Hawaii". Bross comes to UH from Hawaii Pacific University where he served the past two seasons as a graduate assistant for the Sharks' men's basketball team. He assisted HPU in all aspects of the program, including recruiting, scheduling and film breakdown and presentation. He was also responsible for coordinating the strength and conditioning program.

Prior to joining the college ranks, Bross coached boys' basketball at Waianae High School. He also started the boys' basketball program at Waianae Intermediate School in addition to coordinating a variety of interscholastic sports leagues for community youth.

Bross graduated from Gonzaga University with a double major in journalism and political science. The Washington native earned a master's in secondary education from Hawaii Pacific University. He resides in Honolulu with his wife Crista.



BRANDON LOYD

Administrative Assistant
1st Season • UCLA (1999)

Brandon Loyd begins his first season with the Rainbow Warrior Basketball team. Loyd has more than six years of coaching experience and will be assisting in a multitude of areas within the basketball program including analytics, film exchange, travel, summer basketball camps and academics.

Loyd returns to college basketball after spending the last two years in private business and as a high school basketball coach at Tulsa Memorial in Oklahoma, where he helped the Chargers capture back-to-back state championships. Loyd has also served as an assistant coach for Division II Cal State University Los Angeles and as a graduate assistant at his alma mater, UCLA.

Loyd has played or coached in five NCAA tournaments including one Elite Eight and three Sweet Sixteens as a member of the UCLA Bruins from 1995 to '99. During his time at UCLA, Loyd played with or coached nearly a dozen future NBA players. The native of Tulsa was a two-time Oklahoma State Player of the Year and High School All American, while leading his team to the 1994 state championship.

Brandon and his wife, Jen, reside in Hawaii Kai and have three children: Jackson (8), Presley (7) and Paisley Rose (5).



JOSEPH HALA'UFIA


**Graduate Manager
Boston University (2014)**

Joseph Hala'ufia enters his first season as a Rainbow Warrior graduate manager after serving the past two years as an assistant equipment manager at Boston University. His main responsibilities include assisting with the management and distribution of team uniforms and equipment, the set-up of facilities for practice and individual workouts, recording of statistics during games and practices, and assisting the men's basketball office with all administrative and managerial tasks.

From 2012 to '14, Hala'ufia served as an assistant equipment manager for Boston University. Hala'ufia's duties included the collection and distribution of uniforms and equipment for all Terrier athletic teams.

Hala'ufia, who is originally from San Mateo, Calif., spent the past two summers assisting the varsity basketball programs at Aragon High School, his alma mater. His primary responsibilities involved individual skill development and coaching summer league games.

Hala'ufia graduated from Boston University in 2014 with a bachelor of arts in history. He served as a leader within the Multi Ethnic Chapter of the InterVarsity Christian Fellowship. Hala'ufia, who is of Tongan descent, also studied abroad at the University of Auckland in New Zealand. He is currently pursuing a Master of Arts in Pacific Island Studies.



NICK JONES

**Graduate Manager
Kansas State (2014)**

Nick Jones joins the Rainbow Warriors as a graduate manager after serving the past five seasons as a student manager for Kansas State. Jones will assist with all aspects of the men's basketball program including coordinating player development, assisting with paper and video scouting reports, recording practice and game statistics, and leading a new team of student managers. Jones, who also served as a marketing and sales intern while at Kansas State, will assist Jamie Smith with the team's campus outreach with the goal of improving student attendance and participation at home basketball games.

From 2009 to '14, Jones served as a student manager for Kansas State under head coaches Frank Martin and Bruce Weber. In 2012, Jones was elevated to head manager. During his tenure, Kansas State had a 121-51 record and made five straight NCAA tournament appearances including an Elite Eight appearance in 2010. In 2013, Kansas State also won the Big 12 regular-season championship.

Jones' responsibilities for the Wildcats included processing promotional materials for recruits, setting up practices, filming and coding games and practices, analyzing game film, keeping statistics during games, maintaining inventory of team gear and merchandise, and coordinating logistics for coaches and players. Jones coached and assisted with camp operations at Kansas State and has also coached at Duke and Ohio State basketball camps.

Jones is a 2014 graduate of Kansas State University with a major in business management, minor in leadership studies, and a coaching certificate. He is currently pursuing a master of science in adapted physical activity from the Department of Kinesiology and Rehabilitation Science.



DENIS KRDZALIC

**Graduate Manager
Mount Mercy (2012)**

Denis Krdzalic enters his first season with the Rainbow Warrior basketball team as a graduate manager. As part of his graduate manager responsibilities, Krdzalic will work alongside strength and conditioning coach James Chassin to create and deliver individualized programs to improve the speed, strength, agility, and conditioning of each player on the team.

Krdzalic has worked as a strength and conditioning coach for the following professional basketball players: Nikola Vucevic (Orlando Magic), Nemanja Aleksandrov (Oldenburg, Germany), Dusan Gavrilovic (Banvit, Turkey), Nikola Dragovic (Avellino, Italy), Petar Popovic (Aliaga, Turkey), and Tibor Pleiss (Barcelona, Spain). Krdzalic worked with each of these athletes on a one-on-one basis, tested each athlete, and created individualized programs based on each athlete's deficiencies and goals.

In 2013, Krdzalic worked with Montenegro's senior men's basketball team as a strength and conditioning coach. Krdzalic was responsible for performance testing and creating a 50-day strength and conditioning program to prepare the team for the 2013 EuroBasket Championships in Slovenia.

Krdzalic graduated from Mount Mercy University in 2012 with a bachelor's degree in psychology. Krdzalic played soccer for the Mustangs and received All-Midwest Collegiate Conference honorable-mention and Academic All-Midwest Collegiate Conference honors during his career.

Krdzalic is currently pursuing a master of science in physical activity from the department of Kinesiology and Rehabilitation Science and is preparing for the NSCA Certified Strength and Conditioning Specialist exam.



ISAAC FLEMING 0

G • 6-4 • 190
Fr • HS
Wilmington, DE



GARRETT NEVELS 1

G • 6-2 • 190
Sr • 1L
Los Angeles, CA



NIKO FILIPOVICH 2

G • 6-0 • 160
Fr • RS
Rancho Palos Verdes, CA




BRANDON JAWATO 3

G • 6-4 • 200
Jr • 2L
El Segundo, CA




RODERICK BOBBITT 5

G • 6-3 • 205
Jr • TR
Oakland, CA



DYRBE ENOS 10

G • 5-10 • 170
So • 1L
'Aiea, O'ahu



QUINCY SMITH 11

G • 6-1 • 180
Jr • 1L
Antioch, CA



NEGUS WEBSTER-CHAN 14

G • 6-7 • 200
So • TR
Scarborough, Ont., Canada



STEFAN JOVANOVIC 15

C • 6-11 • 235
So • 1L
Kraljevo, Serbia



BROCKE STEPTEAU 21

G • 5-9 • 155
Fr • HS
Dallas, TX



AARON VALDES 23

G • 6-5 • 190
So • 1L
Whittier, CA



ZACH BUSCHER 24

G • 6-3 • 165
Fr • HS
Honolulu, O'ahu



MIKE THOMAS 25

F • 6-7 • 215
So • 1L
Woodland Hills, CA



STEFAN JANKOVIC 33

F • 6-11 • 235
So • TR
Mississauga, Ont., Canada



BENJY TAYLOR

Head Coach
5th Season
Richmond, 1989



SENQUE CAREY

Assistant Coach
1st Season
New Mexico, 2004

NUMERICAL ROSTER

No	Name	Pronunciation	Pos	Ht	Wt	Cl	Hometown (Last School)
0	Isaac Fleming		G	6-4	190	Fr	Wilmington, DE/Massanutten (Va.) Military Academy
1	Garrett Nevels*		G	6-2	190	Sr	Los Angeles, CA/Mt. San Antonio College
2	Niko Filipovich+		G	6-0	160	Fr	Rancho Palos Verdes, CA/Bishop Montgomery HS
3	Brandon Jawato**+	jah-WAH-toe	G	6-4	200	Jr	El Segundo, CA/El Segundo HS
5	Roderick Bobbitt		G	6-3	205	Jr	Oakland, CA /Indian Hills Community College
10	Dyrbe Enos*+	EE-nohs	G	5-10	170	So	'Aiea, O'ahu / Kamehameha Schools-Kapalama
11	Quincy Smith*		G	6-1	180	Jr	Antioch, CA/City College of San Francisco
14	Negus Webster-Chan+	KNEE-gus	G	6-7	200	So	Scarborough, Ontario, Canada/University of Missouri
15	Stefan Jovanovic*	yo-vahn-oh-vich	C	6-11	235	So	Kraljevo, Serbia/Bishop Montgomery HS
21	Brocke Stepteau	step-toe	G	5-9	155	Fr	Dallas, TX/Dallas Jesuit Prep School
23	Aaron Valdes*+		G	6-5	190	So	Whittier, CA/La Serna High School
24	Zach Buscher		G	6-3	165	Fr	Honolulu, O'ahu/'Iolani School
25	Mike Thomas*		F	6-7	215	So	Woodland Hills, CA/El Camino Real HS
33	Stefan Jankovic#	yahnk-oh-vich	F	6-11	235	So	Mississauga, Ontario, Canada/University of Missouri

* denotes letters earned

+ denotes has used redshirt year

denotes will redshirt 2014 fall semester per NCAA transfer rules

Head Coach: Benjy Taylor (Richmond, 1989), 5th season

Assistant Coach: Senque Carey (New Mexico, 2004), 1st season

Performance Analyst: Jamie Smith (North Carolina, 2006), 3rd season

ALPHABETICAL	CLASS	HEIGHT	GEOGRAPHICAL	
<div>5 Roderick Bobbitt</div> <div>24 Zach Buscher</div> <div>10 Dyrbe Enos</div> <div>2 Niko Filipovich</div> <div>0 Isaac Fleming</div> <div>33 Stefan Jankovic</div> <div>15 Stefan Jovanovic</div> <div>3 Brandon Jawato</div> <div>1 Garrett Nevels</div> <div>24 Quincy Smith</div> <div>21 Brocke Stepteau</div> <div>25 Mike Thomas</div> <div>23 Aaron Valdes</div> <div>14 Negus Webster-Chan</div>	<div>Seniors (1)</div> <div>Garrett Nevels</div> <div>Juniors (3)</div> <div>Roderick Bobbitt</div> <div>Brandon Jawato</div> <div>Quincy Smith</div> <div>Sophomores (6)</div> <div>Dyrbe Enos</div> <div>Stefan Jankovic</div> <div>Stefan Jovanovic</div> <div>Mike Thomas</div> <div>Aaron Valdes</div> <div>Negus Webster-Chan</div> <div>Freshmen (4)</div> <div>Zach Buscher</div> <div>Niko Filipovich</div> <div>Isaac Fleming</div> <div>Brocke Stepteau</div>	<div>6-11 Stefan Jankovic</div> <div>Stefan Jovanovic</div> <div>6-7 Mike Thomas</div> <div>Negus Webster-Chan</div> <div>6-5 Aaron Valdes</div> <div>6-4 Isaac Fleming</div> <div>Brandon Jawato</div> <div>6-3 Roderick Bobbitt</div> <div>Zach Buscher</div> <div>6-2 Garrett Nevels</div> <div>6-1 Quincy Smith</div> <div>6-0 Niko Filipovich</div> <div>5-10 Dyrbe Enos</div> <div>5-9 Brocke Stepteau</div>	<div>UNITED STATES</div> <div>California (7)</div> <div>Bobbitt (Oakland)</div> <div>Filipovich (Rancho Palos Verdes)</div> <div>Jawato (El Segundo)</div> <div>Nevels (Los Angeles)</div> <div>Smith (Antioch)</div> <div>Thomas (Woodland Hills)</div> <div>Valdes (Whittier)</div> <div>Delaware (1)</div> <div>Fleming (Wilmington)</div> <div>Hawai'i (2)</div> <div>Buscher (Kailua)</div> <div>Enos ('Aiea)</div> <div>Texas (1)</div> <div>Stepteau (Dallas)</div>	<div>INTERNATIONAL</div> <div>Canada (2)</div> <div>Jankovic (Mississauga)</div> <div>Webster-Chan (Scarborough)</div> <div>Serbia (1)</div> <div>Jovanovic (Kraljevo)</div>



1

GARRETT NEVELS

6-2 • 190 • Guard • Senior

Los Angeles, Calif. • Mt. San Antonio College

• ALL-CONFERENCE CANDIDATE

2013-14 (Junior)

Junior-college transfer started all but one game...led the team in three-pointers made (59) ...shot 41.3 percent from three-point range, the fourth-best single-season mark in UH history...third on the team in scoring (13.4 ppg)...led the team in scoring in five contests...four contests with 20 or more points...shot 47 percent from the floor and 77 percent from the line...at least one 3-pointer made in 26 of 31 contests...five games with at least four three-pointers made...13 points in UH debut vs. Tennessee State (Nov. 8)...season-high 26 points, including four three-pointers vs. New Mexico State (Nov. 12)...17 points in loss vs. Missouri (Nov. 16)...24 points, including 16 points in the second half, to lift UH to road win at Northern Arizona (Dec. 7)...16 points and six rebounds in win vs. Chaminade (Dec. 14)...16 points in win over Oregon State (Dec. 25)...21 points and a career-high eight rebounds in win over Norfolk State (Dec. 30)...team-high 19 points at Cal State Northridge (Jan. 14)...19 points, including the go-ahead jumper with a minute left in overtime, in comeback win at UC Irvine (Jan. 25)...18 points versus Long Beach State (Jan. 30)...15 points and season-high four assists vs. Cal State Northridge (Feb. 1)...20 points and 4-of-6 shooting on three-pointers in win at UC Riverside (Feb. 13)...scored five of his 11 points in the final minute at Cal State Fullerton (Feb. 15), including the go-ahead 3-pointer in a UH win...14 points in only game off the bench versus Cal State Fullerton (Mar. 8).

Prior To UH

Attended Mount San Antonio College in Walnut, Calif., for two seasons...a first-team all-conference selection as a sophomore...averaged 19.8 points per game and led the team in rebounding (5.6 rpg) and three-pointers made (49)...shot 57.8 percent from the field, 81.4 percent from the free-throw line and 47.6 percent on three-pointers...led Mt. SAC to its first-ever state junior college men's hoops title in 2012-13...in five playoff games, averaged 25.8 ppg, accounting for 31 percent of the Mounties' total points during their title run...shot 60.5 percent from the floor and 54.5 percent from the three-point line...scored 32 points in the championship game against Chaffey College and was named the CCCAA State Tournament MVP...also named the CCCAA Student-Athlete of the Month in March after his torrid performance in the tournament...earned a team-best 3.58 GPA...team's second-leading scorer as a freshman, averaging 12.8 ppg and adding 3.3 rpg...shot 49.4 percent from the field, 38.6 percent from three-point land and 77.8 percent from the free-throw line...helped lead team to a conference championship.

Prep

A 2010 graduate of Palisades Charter High School in Palisades, Calif...named first team all-city and first team all-Western League after averaging 20.7 points per game as a senior...also added 5.5 rebounds and 2.1 steals per game...shot 49 percent from the floor, including 39 percent from beyond the arc...scored 30 or more points on three occasions, including a season-high 34 points in wins over Dorsey and Hamilton...graduated with honors...also an all-league pick as a junior.

Personal

Born in Los Angeles, Calif....nickname is "G Money"...major is sociology...has one younger brother...parents are Keith Nevels and Lisa Garrett of Los Angeles, Calif.

2013-14 GAME-BY-GAME STATS

OPPONENT	GS	MIN	FG	3FG	FT	REB	PF	AST	TO	BK	STL	PT
Tennessee State	*	26	4-8	3-4	2-2	3	3	1	0	1	0	13
Western Michigan	*	34	2-10	2-5	0-0	2	4	3	0	0	0	6
New Mexico State	*	38	8-16	4-6	6-9	2	3	3	0	1	2	26
vs Missouri	*	37	7-14	3-5	0-0	2	1	2	1	0	1	17
UH-Hilo	*	24	5-8	1-3	0-0	3	0	3	0	3	0	11
New Orleans	*	18	4-8	0-3	0-0	2	5	1	2	0	0	8
Montana	*	31	2-6	1-2	2-2	6	2	1	2	1	1	7
at Northern Arizona	*	29	9-15	4-7	2-2	4	2	1	0	0	3	24
vs. Chaminade	*	35	5-6	4-5	2-3	6	4	1	2	1	2	16
Boise State	*	30	3-7	0-1	0-0	7	2	2	2	0	0	6
Saint Mary's	*	38	4-7	0-3	0-0	1	1	1	0	0	2	8
Oregon State	*	31	7-13	2-5	0-0	3	5	2	1	2	0	16
Norfolk State	*	29	8-15	4-5	1-3	8	1	1	0	1	2	21
Omaha	*	35	3-7	1-3	5-6	3	0	3	1	0	0	12
at Cal Poly	*	33	7-13	2-6	0-0	3	3	2	4	0	1	16
at Cal State Northridge	*	22	7-11	2-5	3-4	1	5	1	1	1	2	19
UC Riverside	*	26	5-11	2-5	0-0	2	2	1	0	1	0	12
at UC Davis	*	32	7-12	2-5	0-0	4	0	1	0	1	1	16
at UC Irvine	*	44	9-17	1-6	0-0	6	3	2	1	0	0	19
Long Beach State	*	34	7-15	3-7	1-1	3	4	2	0	0	1	18
Cal State Northridge	*	31	6-12	3-6	0-0	3	4	4	1	0	1	15
UC Santa Barbara	*	36	3-11	1-6	0-0	2	3	0	0	0	2	7
Cal Poly	*	35	2-5	0-2	4-4	3	1	1	2	0	0	8
at UC Riverside	*	32	7-11	4-6	2-2	2	3	2	0	1	0	20
at Cal State Fullerton	*	38	4-9	2-4	2-2	3	3	2	1	0	2	12
UC Irvine	*	39	3-12	3-6	1-2	3	3	1	2	0	1	10
UC Davis	*	37	5-11	1-5	2-2	3	0	2	1	1	1	13
Long Beach State	*	38	4-12	1-3	0-0	3	1	2	0	1	0	9
at UC Santa Barbara	*	18	1-10	0-4	0-0	1	1	3	0	0	0	2
Cal State Fullerton		33	6-15	1-5	1-3	4	2	1	3	0	0	14
vs. Cal State Northridge	*	21	2-6	2-5	0-0	1	5	2	1	0	0	6

NEVEL'S CAREER TOTALS (AT UH)

Season	GP-GS	Min	Avg	FG-FGA	Pct	3FG-A	Pct	FT-A	Pct	Off-Def	Tot	Avg	PF-FO	A	TO	Blk	Stl	Pts	Avg
2013-14	31-30	984	31.7	156-333	.468	59-143	.413	36-47	.766	13-87	100	3.2	76-4	54	28	16	25	407	13.1

NEVEL'S CAREER HIGHS

Pts: 26 vs. New Mexico State (11/12)...**FG:** 9, 2x, last at UC Irvine (1/25)...**FGA:** 17 at UC Irvine (1/25)...**3FG:** 4, 5x, last at UC Riverside (2/13/14)...**3FGA:** 7, 2x, last vs. Long Beach State (1/30/14)...**FT:** 6 vs. New Mexico State (11/12/13)...**FTA:** 9 vs. New Mexico State (11/12/13)...**Reb:** 8 vs. Norfolk State (12/30/13)...**Ass:** 4 vs. Cal State Northridge (2/1/14)...**To:** 4 at Cal Poly (1/9/14)...**Blk:** 3 vs. UH-Hilo (11/21/13)...**Stl:** 3 at Northern Arizona (12/7/13)
Min: 44 at UC Irvine (1/25/14)



MAHALO



▶▶▶▶▶▶▶▶▶▶ DIAMOND CORPORATE PARTNERS ▶▶▶▶▶▶▶▶▶▶



▶▶▶▶▶▶▶▶▶▶ PLATINUM CORPORATE PARTNERS ▶▶▶▶▶▶▶▶▶▶



KOA
ESPN 1420
Summit Media
Waikiki Beach Marriott Resort & Spa

KAIMANA
Fantastic Sams Hair Salons
Farmers Insurance Hawaii
Howard Hughes Corporation
Meadow Gold
Muscle Milk
NAPA Auto Parts Hawaii
Oceanic Time Warner Business Class
Pacific Links Hawaii
UH Federal Credit Union

KULA
Armstrong Produce
Chevron
Enterprise Rent-A-Car
First Insurance
Hawaii Advanced Imaging
Hawaii Army National Guard
Hickam Federal Credit Union
InVision Imaging
Kyo-ya Hotels & Resorts
Pacxa
Papa John's Pizza Hawaii
Peterson Sign Company
Starwood Hotels
State Farm Insurance
Toyota Hawaii
Xtreme Fun Rentals

MAKANA
Allstate Insurance
Aloha Sports Properties
Big City Diner
The Cab
Eric Fujimoto, CFP, CFS, MBA
Finance Factors
Frito Lay
Gentry Homes
Hawaii USA FCU
Hawaii Self Storage
Hilo Hattie
HI-Power Solar
Island Air
Island Insurance
Island Movers
Ka Leo
Lex Brodie's
Mililani Golf Club
UFC Gym
UH Alumni Association
UPS
Van Wagner DORNA
Zippy's

OHANA
C.S. Wo & Sons
Gordon Biersch
Island Flooring
Kelly Eisenberg
KFC Hawaii
Koolau Golf Club
Las Vegas Bound Magazine
L.H. Gamble
Love's Bakery
Max Muscle Hawaii
McDonald's
Menhune Water Company
Pearl Country Club
PODS
Salem Media of Hawaii
Sky Painting
Sodexo
Watanabe Floral
Young's Market





3 BRANDON JAWATO

6-4 • 200 • Guard • Junior

El Segundo, Calif. • El Segundo HS

2013-14 (Sophomore)

Appeared briefly in 14 games...averaged 3.6 minutes per game....played 11 minutes in season-opener, notching two points and one assist vs. Tennessee State (Nov. 8)...three points, two assists and one rebound in seven minutes vs. New Orleans (Nov. 27)...made second three-pointer of the season in win over Norfolk State (Dec. 30)...sidelined for the final seven games of the season.

2012-13 (Freshman)

Played in 28 games with four starts....led the team in 3-pointers made (43)...led the team and ranked sixth in the Big West in 3-point FG% (.413)...percentage was also the fourth-best single-season mark at UH...hit at a 46.1-percent clip behind the arc in Big West games, ranking fourth in the league...at least one three-pointer in 19 of the last 25 games...played briefly in the first four games...sidelined for next four straight games...returned to action vs. Chaminade (Dec. 15), scoring his first career points...finished with 10 points in 10 minutes of action vs. the Silverswords on 4-of-6 shooting...second straight double-digit scoring game with a team-high 12 points on four 3-pointers vs. Miami in the Hawaiian Airlines Diamond Head Classic (Dec. 22)...started back-to-back games vs. East Tennessee State (Dec. 23) and Ole Miss (Dec. 25)...12 points in win over Cal State Northridge (Dec. 29)...11 points, including seven key points down the stretch, to help UH rally in win over Cal State Fullerton (Jan. 3)...career-high 21 points, all in the first half, in win over UC Riverside...set freshman record with seven 3-pointers made and tied school and league record for 3-point accuracy (7-7) vs. Highlanders...earned Big West Player of the Week on the strength of that effort, the school's first-ever weekly citation...scored 16 points, including 10 as UH rallied from double-digit deficit, in eventual loss at LBSU (Jan. 12)...12 points, all in the first half, in win over LBSU (Feb. 7)...Honors: Big West Player of the Week (Jan. 5)...Records: UH freshman record for 3-pointers made (7)...shares Big West and UH record for 3-point accuracy (7-7) in a game.

2011-12

Redshirted.

Prep

A 2011 graduate of El Segundo High School in California...a three-year letter-winner in basketball...a three-time all-league and two-time all-CIF pick...team's leading scorer two years straight...named MVP of the Pioneer League as a senior after averaging 21.5 ppg, 8.5 rpg, 2.0 apg and 1.5 spg...helped lead Eagles to a league runner-up finish and to the second round of the state playoffs...participated in the SBAC Senior All-Star game...competed for the Pump N Run club team for two years...an honor-roll student.

Personal

Born in Santa Monica, Calif...nickname is "B"...majoring in family resources...has one sister...parents are Nyoman Jawato and Belinda Van Dorn of El Segundo, Calif.

2013-14 GAME-BY-GAME STATS

OPPONENT	GS	MIN	FG	3FG	FT	REB	PF	AST	TO	BK	STL	PT
Tennessee State	11	1-4	0-3	0-0		0	1	1	0	0	1	2
Western Michigan						-DNP-						
New Mexico State	5	0-0	0-0	0-0		0	1	0	1	0	1	0
vs Missouri	0+	0-0	0-0	0-0		0	0	0	0	0	0	0
UH-Hilo	8	0-3	0-3	0-0		1	0	1	0	1	0	0
New Orleans	7	1-1	1-1	0-0		1	0	2	0	0	0	3
Montana						-DNP-						
at Northern Arizona						-DNP-						
vs. Chaminade						-DNP-						
Boise State	1	0-0	0-0	0-0		0	1	0	0	0	0	0
Saint Mary's						-DNP-						
Oregon State						-DNP-						
Norfolk State	9	1-2	1-2	0-0		0	0	0	0	0	0	3
Omaha	2	0-1	0-1	0-0		0	1	0	1	0	0	0
at Cal Poly	2	0-0	0-0	0-0		0	0	0	0	0	0	0
at Cal State Northridge						-DNP-						
UC Riverside	4	0-0	0-0	0-0		0	0	0	0	0	1	0
at UC Davis	1	0-0	0-0	0-0		0	0	0	1	0	0	0
at UC Irvine						-DNP-						
Long Beach State	0+	0-0	0-0	0-0		0	0	0	0	0	0	0
Cal State Northridge	1	0-0	0-0	0-0		0	0	0	0	0	0	0
UC Santa Barbara						-DNP-						
Cal Poly						-DNP-						
at UC Riverside	0+	0-0	0-0	0-0		0	0	0	0	0	0	0
at Cal State Fullerton						-DNP-						
UC Irvine						-DNP-						
UC Davis						-DNP-						
Long Beach State						-DNP-						
at UC Santa Barbara						-DNP-						
Cal State Fullerton						-DNP-						
vs. Cal State Northridge						-DNP-						

JAWATO'S CAREER TOTALS

Season	GP-GS	Min	Avg	FG-FGA	Pct	3FG-A	Pct	FT-A	Pct	Off-Def	Tot	Avg	PF-FO	A	TO	Blk	Stl	Pts	Avg
2012-13	28-4	461	16.5	55-136	.404	43-104	.413	11-21	.524	3-25	28	1.0	44-1	11	20	1	16	164	5.9
2013-14	14-0	51	3.6	3-11	.273	2-10	.200	0-0	.000	1-1	2	0.1	4-0	4	3	1	3	8	0.6
Totals	42-14	512	12.2	58-147	.395	45-114	.395	11-21	.524	4-26	30	0.7	48-1	55	23	2	19	172	4.1

JAWATO'S CAREER HIGHS

Pts: 21 vs. UC Riverside (1/5/13)...**FG:** 7 vs. UC Riverside (1/5/13)...**FGA:** 11 at UC Irvine (1/9/13)...**3FG:** 7 vs. UC Riverside (1/5/13)...**3FGA:** 9 at UC Irvine (1/9/13)...**FT:** 3 vs. Cal State Fullerton (1/3/13)...**FTA:** 8 vs. Cal State Fullerton (1/3/13)...**Reb:** 4 vs. East Tennessee State (12/23/12)...**Ast:** 4 vs. East Tennessee State (12/23/12)...**To:** 3 vs. Cal State Fullerton (1/3/13)...**Blk:** 1 vs. Cal State Northridge (12/29/12)...**Stl:** 4 vs. East Tennessee State (12/23/12)...**Min:** 30 vs. UC Irvine (1/9/13)



11 QUINCY SMITH

6-1 • 180 • Guard • Junior

Antioch, Calif. • City College of San Francisco

2013-14 (Sophomore)

Played in all 31 games with one start...back-up point guard averaged 17.1 minutes per game...led all bench players with 4.9 ppg... second on the squad overall in assists (2.7)...first man off the bench in UH's season-opening win over Tennessee State (Nov. 8)...scored 13 second-half points, including eight straight UH points during a critical run, in win over Western Michigan (Nov. 9)...tallied 15 points against New Mexico State, including 11 points during second-half rally (Nov. 12)...seven assists in just 12 minutes of action vs. UH-Hilo (Nov. 21)...10 points and four assists in 15 minutes vs. New Orleans (Nov. 27)...six assists in 22 minutes at Northern Arizona (Dec. 7)... seven assists at Cal Poly (Jan. 9)...also added seven points and a season-high three steals in 21 minutes versus the Mustangs...11 points and three assists versus Long Beach State (Jan. 30)...made first career start vs. Cal State Northridge, tallying seven points and one assist in a season-high 25 minutes of action (Feb. 1)...six points and a season-high eight assists at UCSB (Mar. 6)...seven points, four assists, two steals and a block in season-finale vs. Cal State Northridge (March 13).

Prior To UH

Attended City College of San Francisco for one season...a first-team all-conference and all-state selection as a freshman... led the Rams in assists (3.6 apg) and steals (2.3 spg)...also averaged 9.1 ppg, while shooting 46.0 percent from the field, 74.2 percent from the free-throw line and 28.6 percent on 3-pointers....guided CCSF to a 31-1 record for the season, including the program's first-ever undefeated regular season (28-0).

Prep

A 2011 graduate of Deer Valley High School in Antioch, Calif...prior to Deer Valley, attended Salesian High School in Richmond, Calif...was a two-team all-league pick, including second-team honors as a junior...part of 2009 state championship squad at Salesian as a sophomore...helped team advance to the state semifinals as a junior...played the 2011-12 season at La Jolla Prep, where he was a teammate of current Rainbow Warrior Aaron Valdes...played club basketball for Team Superstars.

Personal

Born in San Francisco, Calif.....nickname is "Q"...major is business...has one older sister and three younger brothers...younger brother Kendall is a freshman for the UNLV basketball team...father Kirk played for San Jose State... parents are Kirk and Qwivander Smith of Antioch, Calif.

2013-14 GAME-BY-GAME STATS

OPPONENT	GS	MIN	FG	3FG	FT	REB	PF	AST	TO	BK	STL	PT
Tennessee State	8	0-1	0-1	3-4	1	3	1	0	0	0	0	3
Western Michigan	18	4-4	1-1	4-7	2	2	1	2	1	0	0	13
New Mexico State	20	5-9	1-1	4-6	0	5	2	2	0	0	0	15
vs Missouri	21	0-5	0-1	7-8	2	3	2	4	0	1	0	7
UH-Hilo	12	2-3	0-0	3-3	2	1	7	1	0	0	0	7
New Orleans	15	3-5	0-0	4-5	2	2	4	1	0	1	0	10
Montana	19	0-1	0-0	1-2	2	4	3	2	0	2	1	1
at Northern Arizona	22	1-4	0-1	2-4	3	2	6	2	0	1	0	4
vs. Chaminade	21	3-7	0-2	0-1	5	3	2	0	0	1	0	6
Boise State	22	1-6	0-0	4-5	2	2	1	3	0	0	0	6
Saint Mary's	12	0-1	0-0	1-2	0	1	0	2	0	0	0	1
Oregon State	18	2-3	0-0	1-2	0	2	3	0	0	1	0	5
Norfolk State	14	2-4	0-0	2-4	0	2	2	0	0	0	0	6
Omaha	17	2-3	0-0	0-0	1	3	2	1	0	1	0	4
at Cal Poly	21	1-4	0-0	5-6	3	3	7	1	1	3	0	7
at Cal State Northridge	19	2-7	0-1	0-0	0	2	4	2	0	2	0	4
UC Riverside	15	1-3	0-0	2-7	0	3	5	1	0	1	0	4
at UC Davis	18	0-1	0-0	3-4	1	1	1	2	0	1	0	3
at UC Irvine	8	0-1	0-0	0-0	0	0	1	1	0	0	0	0
Long Beach State	23	4-9	2-4	1-4	2	3	3	1	0	0	0	11
Cal State Northridge	* 25	3-6	1-1	0-1	0	2	1	2	0	0	0	7
UC Santa Barbara	14	2-4	0-0	0-0	2	2	1	1	0	2	0	4
Cal Poly	14	0-0	0-0	1-2	1	1	2	1	0	2	1	1
at UC Riverside	16	0-0	0-0	1-2	2	3	3	2	0	1	1	1
at Cal State Fullerton	19	2-4	0-0	2-2	1	1	3	3	0	1	0	6
UC Irvine	14	0-1	0-0	2-2	0	2	0	0	0	0	0	2
UC Davis	13	1-3	0-0	0-0	0	2	3	2	0	1	0	2
Long Beach State	11	0-2	0-0	0-0	0	1	2	1	0	0	0	0
at UC Santa Barbara	21	3-8	0-0	0-1	1	4	8	0	0	1	0	6
Cal State Fullerton	7	0-0	0-0	0-0	0	0	0	2	0	0	0	7
vs. Cal State Northridge	33	3-6	0-2	1-2	1	3	4	2	1	2	0	7

SMITH'S CAREER TOTALS

Season	GP-GS	Min	Avg	FG-FGA	Pct	3FG-A	Pct	FT-A	Pct	Off-Def	Tot	Avg	PF-FO	A	TO	Bk	Stl	Pts	Avg
2013-14	31-1	530	17.1	47-115	.409	5-16	.313	54-86	.628	11-25	36	1.2	68-1	84	43	3	26	153	4.9

SMITH'S CAREER HIGHS

Pts: 15 vs. New Mexico State (11/12/13)... **FG:** 5 vs. New Mexico State (11/12/13)...**FGA:** 9, 2x, last vs. Long Beach State (1/30/14)...**3FG:** 2 vs. Long Beach State (1/30/14)...**3FGA:** 4 vs. Long Beach State (1/30/14)...**FT:** 7 vs. Missouri (11/16/13)... **FTA:** 8 vs. Missouri (11/16/13)...**Reb:** 5 vs. Chaminade (12/14/13)...**Asst:** 8 at UC Santa Barbara (3/6/14)...**To:** 2, 4x, last vs. Cal State Northridge (3/13/14)...**Bk:** 1, 3x, last vs. CSUN (3/13/14)...**Stl:** 3 at Cal Poly (1/9/14)...**Min:** 33 vs. Cal State Northridge (3/13/14)



10

DYRBE ENOS

5-10 • 170 • Guard • Sophomore
'Aiea, O'ahu • Kamehameha Schools

2013-14 (Freshman)

Redshirt freshman appeared in 21 games in the backcourt...averaging 5.6 minutes off the bench...scored in seven contests...scored all 10 of his field goals from behind the arc....in all, made 10-of-29 (.345) of his three-point attempts...played 13 minutes in season-opener, notching two rebounds vs. Tennessee State (Nov. 8)...scored nine points—his first collegiate points—while making all three of his 3-point attempts in 15 minutes vs. UH-Hilo (Nov. 21)...nailed a trio of three pointers for the second straight game, finishing with nine points in 15 minutes vs. New Orleans (Nov. 27)... three points in 10 minutes at Cal Poly (Jan. 9)...three points in 13 minutes at Cal State Northridge (Jan. 11)...also nailed a three-pointer and added a rebound in a home win over UC Davis (Feb. 22)...earned academic all-Big West honors.

2012-13

Redshirted.

Prep

A 2012 graduate of Kamehameha Schools-Kapalama in Honolulu....a three-year starter in basketball for the Warriors...earned first-team all-state honors and all-league three straight seasons....averaged 17.3 ppg as a senior and was named the state's Co-Player of the Year by the *Honolulu Star-Advertiser*... led the state in three-pointers made with 40....guided team to a state championship as a junior as the Warriors finished with a 28-2 overall record... also helped team advance to the state finals as a sophomore...named to numerous all-tournament teams, including for the prestigious 'Iolani Classic and Most Outstanding Player in the Hawai'i High School Athletic Association state tournament...served as a team captain...played club basketball for the Hawai'i Raiders.

Personal

Born in Honolulu, O'ahu...full name is Dyrbe Kai Nainoa Enos...majoring in communications...has one brother and three sisters...older brother Rykin is a former member of the UH basketball team and a current member of the Warrior football team...parents are Dygre and Terry Enos of 'Aiea, O'ahu.

2013-14 GAME-BY-GAME STATS

OPPONENT	GS	MIN	FG	3FG	FT	REB	PF	AST	TO	BK	STL	PT
Tennessee State	13	0-1	0-1	0-0		2	0	0	1	0	0	0
Western Michigan						-DNP-						
New Mexico State	8	0-1	0-1	0-0		0	2	0	1	0	0	0
vs Missouri	0+	0-0	0-0	0-0		0	0	0	0	0	0	0
UH-Hilo	15	3-5	3-3	0-0		1	2	1	0	1	1	9
New Orleans	15	3-6	3-6	0-0		0	1	0	1	0	1	9
Montana	0+	0-0	0-0	0-0		0	0	0	0	0	0	0
at Northern Arizona						-DNP-						
vs. Chaminade	4	0-1	0-1	0-0		0	2	0	0	0	0	0
Boise State						-DNP-						
Saint Mary's						-DNP-						
Oregon State	3	0-0	0-0	1-2		0	1	0	0	0	0	1
Norfolk State						-DNP-						
Omaha						-DNP-						
at Cal Poly	10	1-4	1-4	0-0		0	2	0	0	0	0	3
at Cal State Northridge	13	1-2	1-2	0-0		1	1	0	1	0	0	3
UC Riverside	10	0-1	0-1	0-0		1	1	0	2	0	0	0
at UC Davis	1	0-0	0-0	0-0		0	1	0	0	0	0	0
at UC Irvine						-DNP-						
Long Beach State	1	0-0	0-0	0-0		0	1	0	0	0	0	0
Cal State Northridge	6	0-2	0-2	0-0		1	0	0	0	0	0	0
UC Santa Barbara	4	1-2	1-2	0-0		0	2	0	0	0	0	3
Cal Poly						-DNP-						
at UC Riverside	1	0-0	0-0	0-0		0	1	0	0	0	0	0
at Cal State Fullerton						-DNP-						
UC Irvine	0+	0-1	0-1	0-0		0	0	0	0	0	0	0
UC Davis	6	1-1	1-1	0-0		1	0	0	0	0	0	3
Long Beach State	2	0-0	0-0	0-0		0	1	0	0	0	0	0
at UC Santa Barbara	6	0-2	0-2	0-0		0	3	2	0	0	1	0
Cal State Fullerton	1	0-0	0-0	0-0		0	0	0	0	0	0	0
vs. Cal State Northridge						-DNP-						

ENOS' CAREER TOTALS

Season	GP-GS	Min	Avg	FG-FGA	Pct	3FG-A	Pct	FT-A	Pct	Off-Def	Tot	Avg	PF-FO	A	TO	Blk	Stl	Pts	Avg
2013-14	21-0	118	5.6	10-29	.345	10-27	.370	1-2	.500	1-6	7	0.3	21-0	3	7	1	3	31	1.5

ENOS' CAREER HIGHS

Pts: 9, 2x, last vs. New Orleans (11/27/13)...**FG:** 3, 2x, last vs. New Orleans (11/27/13)...**FGA:** 6 vs. New Orleans (11/27/13)...**3FG:** 3, 2x, last vs. New Orleans (11/27/13)...**3FGA:** 6 vs. New Orleans (11/27/13)...**FT:** 1vs. Oregon State (12/25/13)...**FTA:** 2 vs. Oregon State (12/25/13)...**Reb:** 2 vs. Tennessee State (11/8/13)...**Asst:** 2 at UC Santa Barbara (3/6/14)...**To:** 2 vs. UC Riverside (1/18/14)...**Blk:** 1 vs. UH-Hilo (11/21/13)...**Stl:** 2 vs. Air Force (3/21/13)...**Min:** 15, 2x, last vs. New Orleans (11/27)



15

STEFAN JOVANOVIĆ

6-11 • 235 • Center • Sophomore

Kraljevo, Serbia • Bishop Montgomery HS

2013-14 (Freshman)

Reserve post player appeared briefly in 10 games...shot 7-of-13 (.538) from the field and 4-of-6 (.667) from the line...scored in four of 10 contests he appeared in...played three minutes in season-opener, notching one rebound and one assist vs. Tennessee State (Nov. 8).. played eight minutes vs. UH-Hilo (Nov. 21)... scored two points and grabbed five rebounds versus the Vulcans... four points in four minutes vs. New Orleans (Nov. 27)...made first appearance in eight games, recording six points in four minutes against Omaha (Jan. 3)... played a season-high 12 minutes vs. UC Riverside (Jan. 18), posting six points and four rebounds.

Prep

A 2013 graduate of Bishop Montgomery High School in Torrance, Calif...a two-year varsity letterwinner for the Knights...earned second-team all-Del Rey league honors as a junior after averaging 10 points, eight rebounds and three blocks per game and helping lead his team to a 25-4 record and an appearance in the CIF quarterfinals...as a senior, part of a squad that was ranked as high as third nationally and first in the state...won all three tournaments they competed in and defeated teams from five different states...squad finished 32-2 on the year and a perfect 8-0 in the Del Rey League en route to the league title...high school teammate of fellow Rainbow Warrior Niko Filipovich... played club basketball for Pump-n-Run Elite...had a strong showing on the AAU circuit in the summer of 2012, particularly at the Fab 48 Tournament in Las Vegas where he averaged close to a double-double....club teammate of fellow Rainbow Warriors Niko Filipovich and Aaron Valdes.

Personal

Born in Serbia...currently enrolled in pre-business...parents are Zoran and Milanka Jovanovic of Kraljevo, Serbia.

2013-14 GAME-BY-GAME STATS

OPPONENT	GS	MIN	FG	3FG	FT	REB	PF	AST	TO	BK	STL	PT
Tennessee State	3	0-0	0-0	0-0		1	0	1	0	0	0	0
Western Michigan						-DNP-						
New Mexico State						-DNP-						
vs Missouri						-DNP-						
UH-Hilo	8	1-3	0-0	0-0		5	2	0	1	0	0	2
New Orleans	4	2-2	0-0	0-0		1	2	0	1	0	0	4
Montana						-DNP-						
at Northern Arizona						-DNP-						
vs. Chaminade						-DNP-						
Boise State						-DNP-						
Saint Mary's						-DNP-						
Oregon State						-DNP-						
Norfolk State						-DNP-						
Omaha	4	2-2	0-0	2-3		1	1	0	1	1	0	6
at Cal Poly						-DNP-						
at Cal State Northridge						-DNP-						
UC Riverside	12	2-5	0-0	2-3		4	5	0	2	0	0	6
at UC Davis	1	0-0	0-0	0-0		0	2	0	0	0	0	0
at UC Irvine	2	0-1	0-0	0-0		0	3	0	0	0	0	0
Long Beach State	1	0-0	0-0	0-0		1	0	0	0	0	0	0
Cal State Northridge	1	0-0	0-0	0-0		0	1	0	0	0	0	0
UC Santa Barbara						-DNP-						
Cal Poly						-DNP-						
at UC Riverside	0+	0-0	0-0	0-0		0	0	0	0	0	0	0
at Cal State Fullerton						-DNP-						
UC Irvine						-DNP-						
UC Davis						-DNP-						
Long Beach State						-DNP-						
at UC Santa Barbara						-DNP-						
Cal State Fullerton						-DNP-						
vs. Cal State Northridge						-DNP-						

JOVANOVIĆ'S CAREER TOTALS

Season	GP-GS	Min	Avg	FG-FGA	Pct	3FG-A	Pct	FT-A	Pct	Off-Def	Tot	Avg	PF-FO	A	TO	Blk	Stl	Pts	Avg
2013-14	10-0	36	3.6	7-13	.538	0-0	.000	4-6	.667	5-8	13	1.3	14-1	1	5	2	0	18	1.8

JOVANOVIĆ'S CAREER HIGHS

Pts: 6, 2x, last vs. UC Riverside (1/18/14)...**FG:** 2, 3x, last vs. UC Riverside (1/18/14)...**FGA:** 5 vs. UC Riverside (1/18/14)...**3FG:** None...**3FGA:** None...**FT:** 2, 2x, last vs. UC Riverside (1/18/14)...**FTA:** 3 vs. Omaha (1/3/14)...**Reb:** 5 vs. UH-Hilo (11/21/13)...**Ast:** 1 vs. Tennessee State (11/8/13)...**To:** 2 vs. UC Riverside (1/18/14)...**Blk:** 1 vs. Omaha (1/3/14)...**Stl:** 2 vs. Air Force (3/21/13)...**Min:** 12 vs. UC Riverside (1/18)



25

MIKE THOMAS

6-7 • 215 • Forward • Sophomore

Woodland Hills, Calif. • El Camino Real HS

2013-14 (Freshman)

Athletic wing averaged 5.6 minutes off the bench in 20 games... averaged 1.2 ppg and 1.2 rpg... scored in eight contests... season-high four rebounds vs. UH-Hilo (Nov. 21)...scored a season-high four points on four occasions—versus Tennessee State (Nov. 8), Western Michigan (Nov. 9), UH-Hilo (Nov. 21) and at UC Santa Barbara (March 6).

Prep

A 2013 graduate of El Camino Real High School in Woodland Hills, Calif... named league MVP and Los Angeles City Co-Player of the Year as a senior... averaged close to 18 points, nine rebounds and two assists per game...guided the Conquistadors to a 28-4 record, including a conference championship and undefeated mark...also helped squad make its third straight appearance in the city section title game as a senior... selected to play in the prestigious Collision Basketball All-Star game... averaged 16 points, eight rebounds, four assists and three blocks per game as a junior while playing a multitude of positions...named first team all-league and second team all-city...helped the Conquistadors capture the City Section Division II championship, recording a double-double in the title game...marked the school's first boy's basketball section title at any level...earned the Scholar-Athlete Award as a senior...prior to El Camino Real, attended Taft High School...as a sophomore, was a member of the squad that captured the city championship...played club basketball for Double Pump.

Personal

Born in Seattle, Wash....currently enrolled in pre-business...has one younger brother...parents are John and Karen Thomas of Winnetka, Calif.

2013-14 GAME BY GAME STATISTICS

OPPONENT	GS	MIN	FG	3FG	FT	REB	PF	AST	TO	BK	STL	PT
Tennessee State	18	1-4	0-1	2-4	3	2	1	0	1	0	4	4
Western Michigan	14	1-4	0-2	2-2	3	1	1	0	0	0	4	4
New Mexico State	7	0-2	0-1	0-0	1	4	0	0	0	0	0	0
vs Missouri	7	1-1	0-0	0-0	0	1	0	0	0	0	2	2
UH-Hilo	13	1-2	0-0	2-4	4	3	2	2	0	1	4	4
New Orleans	9	0-3	0-1	1-2	1	5	1	1	1	0	1	1
Montana						-DNP-						
at Northern Arizona	6	0-0	0-0	0-0	0	2	0	1	0	0	0	0
vs. Chaminade	5	0-0	0-0	0-0	1	1	1	0	0	0	0	0
Boise State	3	0-0	0-0	0-0	0	1	0	0	0	0	0	0
Saint Mary's						-DNP-						
Oregon State						-DNP-						
Norfolk State	1	0-0	0-0	0-0	0	0	0	2	0	1	0	0
Omaha	4	0-2	0-1	0-0	2	0	0	0	0	0	0	0
at Cal Poly	5	1-2	0-1	0-0	1	0	0	0	0	0	2	2
at Cal State Northridge						-DNP-						
UC Riverside	7	0-1	0-1	0-0	2	5	0	1	1	0	0	0
at UC Davis	2	0-1	0-0	0-0	0	0	0	0	0	0	0	0
at UC Irvine						-DNP-						
Long Beach State	0+	0-0	0-0	0-0	0	0	0	0	0	0	0	0
Cal State Northridge	1	0-0	0-0	0-0	2	0	0	0	0	0	0	0
UC Santa Barbara						-DNP-						
Cal Poly						-DNP-						
at UC Riverside	2	0-0	0-0	2-2	0	0	0	0	0	0	2	2
at Cal State Fullerton						-DNP-						
UC Irvine						-DNP-						
UC Davis	1	0-0	0-0	0-1	0	1	0	0	0	0	0	0
Long Beach State						-DNP-						
at UC Santa Barbara	6	2-3	0-0	0-0	3	2	0	1	1	0	4	4
Cal State Fullerton	1	0-0	0-0	0-0	0	0	0	0	0	0	0	0
vs. Cal State Northridge						-DNP-						

THOMAS' CAREER TOTALS

Season	GP-GS	Min	Avg	FG-FGA	Pct	3FG-A	Pct	FT-A	Pct	Off-Def	Tot	Avg	PF-FO	A	TO	Bk	Stl	Pts	Avg
2013-14	20-0	112	5.6	7-25	.280	0-8	.000	9-15	.600	11-12	23	1.2	28-2	6	8	4	2	23	1.2

THOMAS' CAREER HIGHS

Pts: 4, 4x, last at UC Santa Barbara (3/6/14)...**FG:** 2 at UC Santa Barbara (3/6/14)...**FGA:** 4, 2x, last vs. Western Michigan (11/9/13)...**3FG:** 2, 2x, last vs. Air Force (3/21/13)...**3FGA:** 2 vs. Western Michigan (11/9/13)...**FT:** 2, 4x, last at UC Riverside (2/13/14)...**FTA:** 4, 2x, last vs. UH-Hilo (11/21)...**Reb:** 4 vs. UH-Hilo (11/21/13)...**Asst:** 2, 3x, last vs. UH-Hilo (11/21/13)...**To:** 2, 2x, last vs. Norfolk State (12/30/13)...**Bk:** 1, 4x, last at UC Santa Barbara (3/6/14)...**Stl:** 2 vs. Air Force (3/21/13)...**Min:** 18 vs. Tennessee State (11/8/13)



23

AARON VALDES

6-5 • 190 • Guard • Sophomore

Whittier, Calif. • La Serna HS

2013-14 (Freshman)

One of just six players to appear in all 31 games...started first three games of the season in the place of an injured Brandon Spearman...averaged 5.7 ppg and 3.7 rpg while playing 22 minutes per game...came off the bench the remaining 28 contests...finished the year averaging 3.2 ppg and 2.0 rpg...shot 53 percent (41-of-78) from the floor...scored in 20 contests, including double-digit scoring in three... nine points, six rebounds, one block and two steals in collegiate debut vs. Tennessee State (Nov. 8)... scored a career-high 16 points and grabbed seven rebounds in just 15 minutes of work vs. UH-Hilo (Nov. 21)...scored 10 points off the bench—all in the first half—in UH win over Saint Mary's (Dec. 23)...seven points in 13 minutes vs. UC Riverside (Jan. 18)... played final eight minutes versus Cal Poly, scoring two points and grabbing five critical rebounds to secure home win over Mustangs (Feb. 8)...10 points and five rebounds off the bench at UC Santa Barbara (Mar. 6).

2012-13

Redshirted.

Prep

A 2011 graduate of La Serna High School in Whittier, Calif...a multi-sport athlete, excelling in both basketball and water polo...a three-time all-league player in basketball, including first-team honors as a junior and senior... averaged a double-double for three straight seasons...named league MVP and first-team all-area as a junior after averaging 18.7 ppg and 12.8 rpg... averaged 19.6 ppg and 13.6 rpg as a senior en route to first-team all-league honors...helped basketball win three straight Del Rio League championships... also a standout in water polo, earning All-America, league MVP and CIF Player of the Year honors in 2010...earned league MVP, first-team all-area and CIF honors in 2009...helped team to three straight league championships... attended La Jolla Prep in 2011-12, averaging 19.2 points, 6.8 rebounds and three steals per game...teammate at La Jolla of Rainbow Warrior teammate Quincy Smith.

Personal

Born in Whittier, Calif...major is family resources...has three older brothers... parents are Andy and Julia Valdes of Whittier, Calif.

2013-14 GAME-BY-GAME STATS

OPPONENT	GS	MIN	FG	3FG	FT	REB	PF	AST	TO	BK	STL	PT
Tennessee State	*	25	2-5	1-1	4-6	6	0	2	0	1	2	9
Western Michigan	*	25	1-2	0-1	0-0	3	3	0	0	0	0	2
New Mexico State	*	16	3-8	0-2	0-0	2	2	0	1	1	0	6
vs Missouri		3	0-0	0-0	0-0	0	0	0	1	0	0	0
UH-Hilo		15	7-11	0-2	2-5	7	2	1	2	1	0	16
New Orleans		14	2-7	0-1	0-1	7	1	1	2	0	0	4
Montana		7	2-2	0-0	0-0	1	0	0	0	1	0	4
at Northern Arizona		6	1-2	0-0	0-0	1	0	0	0	0	1	2
vs. Chaminade		1	0-0	0-0	0-0	0	0	0	0	0	0	0
Boise State		0+	0-0	0-0	0-0	0	1	0	0	0	0	0
Saint Mary's		11	3-5	1-1	3-5	1	0	0	0	1	1	10
Oregon State		2	1-1	0-0	0-0	1	2	0	1	0	0	2
Norfolk State		2	0-1	0-0	0-0	0	0	0	0	0	0	0
Omaha		10	1-2	0-1	0-1	4	0	0	0	0	0	2
at Cal Poly		4	2-2	0-0	0-0	0	0	1	0	0	0	4
at Cal State Northridge		7	0-0	0-0	0-0	1	0	0	1	0	0	0
UC Riverside		13	3-4	1-1	0-0	1	0	1	1	0	1	7
at UC Davis		10	0-1	0-1	0-0	3	4	1	0	0	1	0
at UC Irvine		8	0-2	0-0	0-0	1	1	0	0	0	0	0
Long Beach State		2	0-0	0-0	0-0	0	2	0	1	0	0	0
Cal State Northridge		11	0-1	0-0	1-2	4	1	0	0	0	0	1
UC Santa Barbara		4	0-0	0-0	0-0	0	0	0	0	0	0	0
Cal Poly		11	1-5	0-0	0-0	5	0	0	0	0	0	2
at UC Riverside		11	0-1	0-0	0-0	4	3	1	0	0	0	0
at Cal State Fullerton		9	2-3	0-0	0-0	2	1	0	1	0	0	4
UC Irvine		7	1-1	0-0	0-0	0	1	0	0	0	0	2
UC Davis		17	2-3	0-0	1-2	1	2	0	0	0	0	5
Long Beach State		7	2-2	0-0	1-2	1	0	0	0	0	0	5
at UC Santa Barbara		17	4-5	1-1	1-2	5	4	0	0	0	0	10
Cal State Fullerton		5	1-1	0-0	1-2	1	1	0	0	1	1	3
vs. Cal State Northridge		5	0-1	0-0	0-0	1	1	1	1	0	1	0

VALDES' CAREER TOTALS

Season	GP-GS	Min	Avg	FG-FGA	Pct	3FG-A	Pct	FT-A	Pct	Off-Def	Tot	Avg	PF-FO	A	TO	Blk	Stl	Pts	Avg
2013-14	31-3	285	9.2	41-78	.526	4-12	.333	14-28	.500	23-39	62	2.0	33-0	10	13	6	9	100	3.2

VALDES' CAREER HIGHS

Pts: 16 vs. UH-Hilo (11/21/13)...**FG:** 7 vs. UH-Hilo (11/21/13)...**FGA:** 11 vs. UH-Hilo (11/21/13)...**3FG:** 2, 2x, last vs. Air Force (3/21/13)...**3FGA:** 2, 2x, last vs. UH-Hilo (11/21/13)...**FT:** 4 vs. Tennessee State (11/8/13)...**FTA:** 6 vs. Tennessee State (11/8/14)...**Reb:** 7, 2x, last vs. New Orleans (11/27/13)...**Ast:** 2 vs. Tennessee State (11/8/13)...**To:** 2, 2x, last vs. New Orleans (11/27/13)...**Blk:** 1, 4x, last vs. Montana (11/29/13)...**Stl:** 2 vs. Tennessee State (11/8/14)...**Min:** 25, 2x, last vs. Western Michigan (11/9/13)



2

NIKO FILIPOVICH

6-0 • 160 • Guard • Freshman

Rancho Palos Verdes, Calif. • Bishop Montgomery HS

2013-14

Redshirted.

Prep

A 2013 graduate of Bishop Montgomery High School in Torrance, Calif...a four-year varsity letterwinner for the Knights...a two-time all-league selection, including first-team honors as a junior...helped school to two league championships and 100 wins during his four-year career...a defensive standout who often took on the opponent's top scoring threat...as a senior, part of a squad that was ranked as high as third nationally and first in the state...won all three tournaments they competed in and defeated teams from five different states...squad finished 32-2 on the year and a perfect 8-0 in the Del Rey League en route to the league title... helped lead his team to a 25-4 record and an appearance in the CIF quarterfinals as a junior...averaged 11 points, five rebounds and two steals as a junior and senior...high school teammate of fellow Rainbow Warrior Stefan Jovanovic...played club basketball for Pump-n-Run Elite...club teammate of fellow Rainbow Warriors Jovanovic and Aaron Valdes.

Personal

Born in Torrance, Calif...major is pre-business...has one younger sister...parents are Rade and Mariora Filipovich of Rancho Palos Verdes, Calif.



33

STEFAN JANKOVIC

6-11 • 235 • Forward • Sophomore

Mississauga, Canada • Missouri

Prior To UH

Attended the University of Missouri in Columbia...played in 28 career games for the Tigers, averaging 3.1 points and 1.6 rebounds...appeared in 25 games, with two starts as a true freshman during the 2012-13 season... double-digit scoring in back-to-back games, posting 14 points in a win over Tennessee State and 11 points in first career start vs. South Carolina State... ranked sixth on the team with 12 three-pointers made...was a teammate of current Rainbow Warrior Negus Webster-Chan at Missouri during freshman campaign...appeared in Missouri's first three games of the 2013-14 season, scoring nine points off the bench in the team's season-opener and playing briefly in the Tigers' win over Hawai'i on Nov. 16.

Prep

A 2012 graduate of Huntington Prep in Huntington, W. Va. ... helped the team to a 28-2 overall record and a Top 50 national ranking as a senior... averaged 9.5 points, 7.1 rebounds, 3.2 assists and 1.1 blocks for a balanced squad that included fellow Rainbow Warrior Negus Webster-Chan ...also was a teammate of fellow Canadian Andrew Wiggins, the top overall pick of the 2014 NBA Draft...averaged nearly 13 points at Huntington Prep as a junior... began his junior season at Kiski Prep in Saltsburg, Pa., where he averaged 22 points and nearly 10 rebounds and eight assists...averaged 17 points and eight rebounds as a sophomore at Kiski...scored 23 points and grabbed 12 boards in a win over Lumiere (Ind.) School in the National Prep Showcase... also recorded a quadruple-double as a sophomore with 18 points, 10 assists, 12 boards and 10 blocked shots...highest-scoring game was 49 points... started his high school career in Canada at Xavier High School in Mississauga, Ontario...averaged 33 points and 10 boards per game as a freshman...played club basketball for Team Takeover Canada.

Personal

Born in Belgrade, Serbia...nickname is "Janks"...major is political science... has one younger brother...father is a former professional handball player... grandfather was a member of the Yugoslavian national soccer team...parents are Drago and Aida Jankovic.



14

NEGUS WEBSTER-CHAN

6-7 • 200 • Guard • Sophomore

Scarborough, Canada • Missouri

Prior To UH

Played freshman season at the University of Missouri in Columbia...part of squad that went 23-11 overall and 11-7 in its first season in the SEC...Tigers lost to Colorado State in the second round of the NCAA Tournament, a game in which he scored four points in 14 minutes of action off the bench...for the season, averaged 2.5 points and 2.0 rebounds, while appearing in 32 games with six starts...recorded 12 points and five rebounds in first career start versus VCU...one day earlier, contributed six points and six rebounds against eventual national champion Louisville.

Prep

A graduate of Huntington Prep in West Va...lettered two seasons.... averaged 10.3 points, 7.3 rebounds, 5.9 assists and shot nearly 80 percent from the foul line as a senior... part of a squad that finished the season ranked sixth in the nation by USA Today after going 28-2...teammate at Huntington of former Rainbow Warrior Manroop Clair...began his high school career at Pope John Paul II in Scarborough, Canada, and averaged 22 points, 10 rebounds and seven assists as a sophomore ... played for Canadian AAU power CIA Bounce ... member of Team Canada at the 2010 FIBA U17 World Championships, helping his country to the bronze medal ... averaged 7.4 points, 3.9 rebounds and 2.1 assists ... also played in the 2011 FIBA U19 World Championships, averaging 2.0 points, 1.5 rebounds and 1.0 assists ... top international game came in 2009 against the Bahamas when he poured in 23 points and grabbed eight boards in the U16 Championships.

Personal

Born in Scarborough, Ontario, Canada...nickname is "NWC"...major is communications...parents are Andrew and Sharon Webster of Scarborough, Ontario, Canada.

Negus Webster-Chan 2012-13 (at Missouri)

OPPONENT	GS	MIN	FG	3FG	FT	REB	PF	AST	TO	BK	STL	PT
SIUE		34	4-7	3-5	0-0	2	0	4	0	0	3	11
Alcorn State		31	1-8	1-4	2-4	11	4	0	1	0	3	5
Nicholls State		25	1-3	1-2	1-2	2	0	0	1	0	0	4
vs. Stanford		24	1-7	1-5	0-0	1	2	0	1	0	0	3
vs. Louisville		33	2-6	1-4	1-2	6	2	0	3	0	0	6
vs. VCU	*	36	4-8	2-6	2-2	5	1	1	1	0	0	12
Appalachian State	*	28	0-4	0-2	0-0	3	2	2	2	0	1	0
Southeast Missouri St.	*	24	1-4	0-1	1-1	2	0	1	0	0	0	3
Tennessee State	*	31	2-5	1-4	2-2	8	3	4	2	0	0	7
South Carolina State		25	3-3	1-1	0-0	7	0	3	0	0	1	7
vs. Illinois		6	0-1	0-1	0-0	0	0	0	1	0	0	0
vs. UCLA		20	1-5	1-3	0-0	3	0	0	2	0	0	3
Bucknell		8	0-0	0-0	0-0	0	0	0	0	0	0	0
Alabama		12	0-0	0-0	0-0	1	2	0	0	0	0	0
at Ole Miss		9	0-2	0-2	0-0	1	1	0	3	0	0	0
Georgia		10	0-2	0-2	0-0	1	2	0	0	0	0	0
at Florida		14	0-1	0-1	0-0	2	0	0	0	0	0	0
South Carolina	*	19	0-2	0-2	0-0	0	1	2	1	0	2	0
Vanderbilt		16	1-1	1-1	0-0	2	0	3	0	0	0	3
at LSU	*	23	1-4	1-2	0-0	3	1	1	1	0	1	3
Auburn		6	0-0	0-0	0-0	0	2	0	0	0	0	0
at Texas A&M		1	0-0	0-0	0-0	0	0	0	0	0	0	0
Ole Miss		1	0-0	0-0	0-0	0	0	0	0	0	0	0
at Mississippi State		12	0-2	0-2	0-0	0	1	0	0	0	0	0
at Arkansas												
Florida												
at Kentucky		0+	0-0	0-0	0-0	0	0	0	0	0	0	0
at South Carolina		11	1-4	0-2	0-0	1	1	1	0	0	0	2
LSU		7	1-2	1-2	0-0	0	2	0	0	0	0	3
Arkansas		7	0-1	0-1	1-2	0	1	2	1	0	1	1
at Tennessee		6	0-1	0-1	0-0	1	0	0	0	0	0	0
vs. Texas A&M		3	1-2	1-2	0-0	0	1	0	1	0	0	3
vs. Ole Miss		1	0-0	0-0	0-0	0	0	0	0	0	0	0
vs. Colorado State		14	2-3	0-1	0-0	1	1	0	0	0	0	4



5

RODERICK BOBBITT

6-3 • 205 • Guard • Junior

Oakland, Calif. • Indian Hills (Iowa) CC

Prior To UH

Played two seasons at Indian Hills Community College in Iowa...as a sophomore, averaged 15.9 ppg, 5.5 rpg and 5.3 apg en route to all-region second-team honors...helped lead Indian Hills to the NJCAA national championship game and a 34-3 overall record...team also captured league and regional championships...shot 47.2 percent from the field, 35.9 percent on 3-pointers and 77.1 percent at the free-throw line... proved a force on both ends of the court...tallied a pair of 30-point performances and nailed seven three-pointers in one contest....also averaged 3.7 steals per game, tops in the junior-college ranks...registered 10 steals in one game alone—to go along with 17 points and 10 assists....was one of three triple-doubles on the year for Bobbitt...was a teammate of former Rainbow Warrior Brandon Spearman at Indian Hills during the 2011-12 season.

Prep

A 2011 graduate of Castro Valley High in California...a four-year letterwinner in basketball...a two-time league MVP....averaged 19.8 ppg, 4.5 rpg and 4.5 apg as a senior...helped lead team to league and sectional championships...as a junior, averaged 21.2 ppg, 6.0 rpg and 4.0 apg.

Personal

Born in Kansas City, Mo...major is family resources...has three brothers... parents are Rodney Bobbitt of Oakland, Calif., and Yvette Anderson of San Lorenzo, Calif.



24

ZACH BUSCHER

6-3 • 165 • Guard • Freshman

Honolulu, O'ahu • 'Iolani School

Prep

A 2014 graduate of 'Iolani School in Honolulu...a three-year starter for the Raiders...an all-state selection and all-league as a senior...ranked No. 3 on the *Honolulu Star-Advertiser's* Feb 15 list....helped lead school to league and state championships in 2014...named to the HHSAA all-tournament team...averaged 11.4 ppg and shot nearly 80 percent on free throws during league play...buried 19 three-pointers on the season...served as a team captain...also a three-year letterwinner in volleyball...ranked No. 11 on the *Honolulu Star-Advertiser's* Feb 15 list in volleyball...played club basketball for the Honolulu Raiders...a member of the honor roll.

Personal

Born in Kailua, O'ahu...enrolled in the school of general arts and sciences...has one younger sister...parents are Ian and Tracy Buscher of Kailua, O'ahu.



0

ISAAC FLEMING

6-4 • 190 • Guard • Freshman

Wilmington, Del. • Massanutten Military Academy

Prep

A 2013 graduate of National Christian Academy in Fort Washington, Md...averaged 25.7 ppg and close to 10 rebounds and 4 assists...helped lead the Eagles to a 22-7 mark and an 8-2 record in conference....earned all-metro honors from the Washington Post and Prince George's All-Gazette second-team honors....also selected to participate in the 40th annual Capital Classic All-Star game in Washington, D.C.....rated as the 15th best player in Virginia by Phenom Hoop Report... prior to the National Christian Academy, attended William Penn High School in his native Delaware...was a two-time all-conference guard...also was a two-time all-state cornerback for the William Penn football team...helped lead the team to the state football championship game as a junior...spent the 2013 -14 season at Massanutten Military Academy, a post-graduate academy in Virginia...averaged 21 ppg, 6 rpg and 7 apg for a squad that was ranked in the top 10 nationally...named MVP of the Josh Howard Classic after upsetting then-No. 2 Hargrave Military Academy... played AAU ball for Team Takeover EYBL and Team Loaded (Va.).

Personal

Born in Wilmington, Del....nickname is "Agent 0"...enrolled in the college of arts and sciences...older brother, Isaiah, is a standout linebacker for Cheyney University in Philadelphia, Pa...parents are Isaac and Jalpurnia Fleming of Wilmington, Del.

**21****BROCKE STEPTEAU****5-9 • 155 • Guard • Freshman****Dallas, Texas • Dallas Jesuit Prep School****Prep**

A 2014 graduate of Dallas Jesuit in Texas....a two-year letterwinner at Jesuit...a two-time first-team all-conference selection...averaged 16 ppg, 5 apg, 2 rpg and 2 spg as a senior...helped lead squad to both conference and district championships...earned the Louis Kromer Memorial Scholarship as a senior...also co-founder of the AAOS (African-American Outreach Society)...played club basketball for Texas Select.

Personal

Born in Philadelphia, Pa...enrolled in the college of arts and sciences...parents are Torrence and Kristi Stepteau of Colleyville, Texas.

ARKANSAS-PINE BLUFF

Lions



OUTRIGGER HOTELS RAINBOW CLASSIC
Nov. 14 • Honolulu • 7:30 p.m.

SCHOOL INFORMATION

Location: Pine Bluff, Ark.
Conference: SWAC
Enrollment: 2,500
Chancellor: Dr. Laurence B. Alexander
Athletics Director: Lona Hardy, Jr.
Colors: Royal Blue and White
Nickname: Golden Lions
Arena (Capacity): H.O. Clemmons Arena (4,500)

COACHING STAFF

Head Coach: George Ivory
Record at School (yrs.): 78-112 (6)
Overall Record (yrs.): Same
Office Phone: (870) 575-8717
Assistants: Kenneth Broyles, Jarvis Gunter, Richard "Dell" Cannon

MEDIA INFORMATION

Basketball SID: Ronnie Johnson
Office: (870) 575-7949
Cell: N/A
E-mail: johnsonrt@uapb.edu
Website: uapblionsroar.com

TEAM INFORMATION

2013-14 Record: 13-18
Conference Record (finish): 11-7 (4th)
Postseason: None
Starters Returning/Lost: 9/6
Lettermen Returning/Lost: 3/2

SERIES HISTORY

Record: UH leads 2-0
Last Meeting: Nov. 11, 2012, UH won 81-54

CSU BAKERSFIELD

Road Runners



OUTRIGGER HOTELS RAINBOW CLASSIC
Nov. 15 • Honolulu • 7:30 p.m.

SCHOOL INFORMATION

Location: Bakersfield, Calif.
Conference: Western Athletic Conference
Enrollment: 8,500
President: Dr. Horace Mitchell
Athletics Director: TBD
Colors: Blue and Gold
Nickname: Roadrunners or 'Runners
Arena (Capacity): Icardo Center (3,880)

COACHING STAFF

Head Coach: Rod Barnes
Record at School (yrs.): 43-50 (3)
Overall Record (yrs.): 229-239 (13)
Office Phone: (661) 654-2583
Assistants: Jeff Conarroe, Mark Hsu

MEDIA INFORMATION

Basketball SID: Corey Costelloe
Office: (661) 654-6071
Cell: (661) 972-0932
E-mail: ccostelloe1@csu.edu
Fax: (661) 654-6978
Press Row: (661) 654-2126
Website: www.GoRunners.com

TEAM INFORMATION

2013-14 Record: 13-19
Conference Record (finish): 5-11 (7th)
Postseason: None
Starters Returning/Lost: 2/3
Lettermen Returning/Lost: 4/9

SERIES HISTORY

Record: First meeting
Last Meeting: None

HIGH POINT

Panthers



OUTRIGGER HOTELS RAINBOW CLASSIC
Nov. 17 • Honolulu • 11:59 p.m.

SCHOOL INFORMATION

Location: High Point, N.C.
Conference: Big South
Enrollment: 4,300
President: Dr. Nido Qubein
Athletics Director: Dan Hauser
Colors: Purple and White
Nickname: Panthers
Arena (Capacity): Millis Athletic and Convocation Center (1,750)

COACHING STAFF

Head Coach: Scott Cherry
Record at School (yrs.): 73-81 (5)
Overall Record (yrs.): Same
Office Phone: (336) 841-4605
Associate Head Coach: Ahmad Dorsett
Assistants: Neill Berry, Trey Brown

MEDIA INFORMATION

Basketball SID: Mark LaFrance
Office: (336) 841-4605
Press Row: (336) 888-6313
Fax: (336) 841-9182
Website: www.highpointpanthers.com

TEAM INFORMATION

2013-14 Record: 16-15
Conference Record (finish): 12-4 (1st)
Postseason: National Invitation Tourn.
Starters Returning/Lost: 5/0
Lettermen Returning/Lost: 11/5

SERIES HISTORY

Record: First meeting
Last Meeting: None

UH-HILO Vulcans



Nov. 19 • Honolulu • 7:00 p.m.

SCHOOL INFORMATION

Location: Hilo, Hawai'i
Conference: PacWest
Enrollment: 4,365
President: Dr. Donald Straney
Athletics Director: Dexter Irvin
Colors: Red and Black
Nickname: Vulcans
Arena (Capacity): UH-Hilo Gymnasium (1,000)

COACHING STAFF

Head Coach: GE Coleman
Record at School (yrs.): 0-0 (1)
Overall Record (yrs.): 0-0 (1)
Office Phone: (808) 932-7165
Assistants: Tyson Sturza, Carl Howell

MEDIA INFORMATION

Basketball SID: Kelly Leong
Office: (808) 932-7177
Cell: (808) 895-0929
E-mail: kellyl@hawaii.edu
Fax: (808) 932-7169
Press Row: (808) 895-0929
Website: www.hiloathletics.com

TEAM INFORMATION

2013-14 Record: 7-19
Conference Record (finish): 4-16 (12th)
Postseason: None
Starters Returning/Lost: 0/5
Lettermen Returning/Lost: 4/9

SERIES HISTORY

Record: UH leads 6-0
Last Meeting: Nov. 21, 2013, UH won 114-63

PITTSBURGH Panthers



Nov. 21 • Wailuku, Maui • 7:00 p.m.

SCHOOL INFORMATION

Location: Pittsburgh, Pa.
Conference: Atlantic Coast Conference
Enrollment: 28,823
Chancellor: Patrick D. Gallagher
Athletics Director: Steve Pederson
Colors: Blue and Gold
Nickname: Panthers
Arena (Capacity): Petersen Events Center (12,508)

COACHING STAFF

Head Coach: Jamie Dixon
Record at School (yrs.): 288-96 (16)
Overall Record (yrs.): Same
Office Phone: (412) 624-5550
Assistants: Brandin Knight, Bill Barton, Malon Williamson

MEDIA INFORMATION

Basketball SID: Greg Hotchkiss
Office: (412) 648-8240
Cell: (412) 491-5296
E-mail: ghotchkiss@athletics.pitt.edu
Fax: (412) 648-8248
Press Row: (412) 648-2318
Website: www.pittsburghpanthers.com

TEAM INFORMATION

2013-14 Record: 26-10
Conference Record (finish): 11-7 (5th)
Postseason: None
Starters Returning/Lost: 3/2
Lettermen Returning/Lost: 12/2

SERIES HISTORY

Record: Pitt leads 2-1
Last Meeting: Dec. 30, 1990, UH won 84-82

DELAWARE STATE Hornets



Dec. 2 • Honolulu • 7:00 p.m.

SCHOOL INFORMATION

Location: Dover, Del.
Conference: MEAC
Enrollment: 4,178
President: Dr. Harry L. Williams
Athletics Director: Candy Young
Colors: Columbia Blue and Red
Nickname: Hornets
Arena (Capacity): Memorial Hall (2,000)

COACHING STAFF

Head Coach: Keith Walker
Record at School (yrs.): 5-6 (1)
Overall Record (yrs.): 96-108 (8)
Office Phone: (302) 857-7493
Assistants: Keith Johnson, Kevin Washington, Alex Stone

MEDIA INFORMATION

Basketball SID: Kevin Tritt
Office: (302) 857-6068
E-mail: djones@desu.edu
Press Row: (302) 831-8715
Website: www.dsuhornets.com

TEAM INFORMATION

2013-14 Record: 9-21
Conference Record (finish): 5-11 (T9th)
Postseason: None
Starters Returning/Lost: 4/1
Lettermen Returning/Lost: 8/2

SERIES HISTORY

Record: First meeting
Last Meeting: None

BRIGHAM YOUNG Cougars



Dec. 6 • Salt Lake City, UT • TBA

SCHOOL INFORMATION

Location: Provo, Utah
Conference: West Coast Conference
Enrollment: 33,336
President: Kevin J. Worthen
Athletics Director: Tom Holmoe
Colors: Blue and White
Nickname: Cougars
Arena (Capacity): Marriott Center (20,900)

COACHING STAFF

Head Coach: Dave Rose
Record at School (yrs.): 232-78 (10)
Overall Record (yrs.): Same
Office Phone: (801) 422-3609
Assistants: Terry Nashif, Tim LaComb, Mark Pope

MEDIA INFORMATION

Basketball SID: Kyle Chilton
Office: (801) 422-4909
Cell: (801) 372-2080
E-mail: kyle_chilton@byu.edu
Website: www.byucougars.com

TEAM INFORMATION

2013-14 Record: 23-12
Conference Record (finish): 13-5 (2nd)
Postseason: NCAA Second Round
Starters Returning/Lost: 4/1
Lettermen Returning/Lost: 9/3

SERIES HISTORY

Record: BYU leads 33-14
Last Meeting: Dec. 4, 2010, BYU won 78-57

CHAMINADE Silerswords



Dec. 19 • Honolulu (Blaisdell Arena) • 7:00 p.m.

SCHOOL INFORMATION

Location: Honolulu, HI
Conference: PacWest
Enrollment: 1,326
President: Bro. Bernie Ploeger
Athletics Director: Bill Villa
Colors: Royal Blue and White
Nickname: Silverswords
Arena (Capacity): McCabe Gym (2,500)

COACHING STAFF

Head Coach: Eric Bovaird
Record at School (yrs.): 49-38 (3)
Overall Record (yrs.): Same
Office Phone: (808) 739-4696
Assistants: Darrell Matsui, Kawika Villa, Arthur King

MEDIA INFORMATION

Basketball SID: Kevin Hashiro
Office: (808) 739-8579
Cell: (808) 292-2819
E-mail: kevin.hashiro@chaminade.edu
Fax: (808) 739-4695
Press Row: (808) 739-8350
Website: goswords.com

TEAM INFORMATION

2013-14 Record: 19-13
Conference Record (finish): 13-7 (T-4th)
Postseason: NCAA West Regional
Starters Returning/Lost: 3/2
Lettermen Returning/Lost: 11/4

SERIES HISTORY

Record: UH leads 5-1
Last Meeting: Dec. 15, 2012, UH won 94-84

SOUTHERN Jaguars



Dec. 29 • Honolulu • 7:00 p.m.

SCHOOL INFORMATION

Location: Baton Rouge, LA
Conference: Southeastern Athletic (SWAC)
Enrollment: 7,100
Chancellor: Flandus McClinton
Athletics Director: Marty L. Miller
Colors: Columbia Blue and Gold
Nickname: Jaguars
Arena (Capacity): FG Clark Activity Center (7,500)

COACHING STAFF

Head Coach: Roman Banks
Record at School (yrs.): 59-37 (3)
Overall Record (yrs.): 59-37 (3)
Office Phone: (225) 771-4025
Assistants: Jethro Hillman, Peter Cipriano

MEDIA INFORMATION

Basketball SID: Christopher Jones
Office: (225) 771-3791
E-mail: jones_chrisk@yahoo.com
Fax: (225) 771-4400
Press Row: N/A
Website: www.gojagsports.com

TEAM INFORMATION

2013-14 Record: 19-13
Conference Record (finish): 15-3 (1st)
Postseason: None
Starters Returning/Lost: 2/3
Lettermen Returning/Lost: 6/6

SERIES HISTORY

Record: 0-0 (first meeting)

PRAIRIE VIEW A&M Panthers



Dec. 29 • Honolulu • 7:00 p.m.

SCHOOL INFORMATION

Location: Prairie View, TX
Conference: Southwestern Athletic (SWAC)
Enrollment: 7,100
President: Eddie N. Moore Jr.
Athletics Director: Ashley Robinson
Colors: Green and Gold
Nickname: Panthers
Arena (Capacity): Echols Hall (4,500)

COACHING STAFF

Head Coach: Byron Rimm II
Office Phone: (936) 261-9114
Assistants: Byron Smith, Ryan Price, Keenan Curry

MEDIA INFORMATION

Basketball SID: Ryan McGinty
Office: (936) 261-9140
E-mail: rjmcginty@pvamu.edu
Fax: (936) 261-9159
Press Row: N/A
Website: www.pvpanthers.com

TEAM INFORMATION

2013-14 Record: 11-23
Conference Record (finish): 6-12
Postseason: None
Starters Returning/Lost: N/A
Lettermen Returning/Lost: N/A

SERIES HISTORY

Record: 2-0
Last Meeting: 2008

CAL POLY Mustangs



Jan. 7 • Honolulu • 7:00 p.m.
Feb. 5 • Cal Poly, CA • 7:00 p.m. pt

SCHOOL INFORMATION

Location: San Luis Obispo, CA
Conference: Big West
Enrollment: 18,762
President: Jeffrey D. Armstrong
Athletics Director: Don Oberhelman
Colors: Forest Green, Copper, Vegas Gold
Nickname: Mustangs
Arena (Capacity): Mott Athletics Center (3,032)

COACHING STAFF

Head Coach: Joe Callero
Record at School (yrs.): 77-83 (5)
Overall Record (yrs.): 216-213 (15)
Office Phone: (805) 756-2288
Associate Head Coach: Paul Fortier
Assistants: Sam Kirby, Mitch Reaves

MEDIA INFORMATION

Basketball SID: Chris Giovannetti
Office: (805) 756-7513
Cell: (805) 470-0490
E-mail: cgiovann@calpoly.edu
Fax: (805) 756-2650
Press Row: (805) 756-6751
Website: GoPoly.com

TEAM INFORMATION

2013-14 Record: 14-20
Conference Record (finish): 6-10 (T-6th)
Postseason: NCAA Second Round

SERIES HISTORY

Record: CP leads 5-2
Last Meeting: Feb. 8, 2014, UH won 69-60

CAL STATE FULLERTON Titans



Feb. 14 • Honolulu • 7:00 p.m.
Mar. 7 • Fullerton, CA • 5:00 p.m. pt

SCHOOL INFORMATION

Location: Fullerton, CA
Conference: Big West
Enrollment: 38,325
President: Dr. Mildred Garcia
Athletics Director: Jim Donovan
Colors: Navy Blue, Orange, and White
Nickname: Titans
Arena (Capacity): Titan Gym (4,000)

COACHING STAFF

Head Coach: Dedrique Taylor
Record at School (yrs.): 11-20 (1)
Overall Record (yrs.): 11-20 (1)
Office Phone: (657) 278-3657
Assistants: John Smith, Danny Sprinkle, Robert Spence

MEDIA INFORMATION

Basketball SID: Andria Wenzel
Office: (657) 278-3970
Cell: (916) 838-2346
E-mail: awenzel@fullerton.edu
Press Row: (657) 278-5700
Website: FullertonTitans.com

TEAM INFORMATION

2013-14 Record: 11-20
Conference Record (finish): 6-10 (t-6th)
Postseason: None
Starters Returning/Lost: 3/2
Lettermen Returning/Lost: 5/7

SERIES HISTORY

Record: UH leads 6-2
Last Meeting: March 8, 2014; UH won 81-77

CAL STATE NORTHRIDGE

Matadors



Jan. 10 • Honolulu • 7:00 p.m.
Jan. 29 • Northridge, CA • 7:00 p.m. pt

SCHOOL INFORMATION

Location: Northridge, CA
Conference: Big West
Enrollment: 33,000
President: Dr. Dianne F. Harrison
Athletics Director: Dr. Brandon E. Martin
Colors: Red, White and Black
Nickname: Matadors
Arena (Capacity): The Matadome (1,250)

COACHING STAFF

Head Coach: Reggie Theus
Record at School (yrs.): 17-18 (1)
Overall Record (yrs.): 58-41
Office Phone: (818) 677-3231
Assistants: Jason Levy, Jay Morris, Chris Pompey

MEDIA INFORMATION

Basketball SID: TBA
Office: (818) 677-2313
E-mail: TBA
Fax: (818) 677-4950
Press Row: (818) 677-6388
Website: gomatadors.com

TEAM INFORMATION

2013-14 Record: 17-18
Conference Record (finish): 7-9 (5th)
Postseason: None
Starters Returning: 3/2
Lettermen Returning/Lost: 6/5

SERIES HISTORY

Record: UH leads 8-4
Last Meeting: Mar. 13, 2014; CSUN won 87-84 (OT)

LONG BEACH STATE

49ers



Jan. 31 • Long Beach, CA • TBA
Feb. 26 • Honolulu • 7:00 p.m.

SCHOOL INFORMATION

Location: Long Beach, CA
Conference: Big West
Enrollment: 36,288
Interim President: Jane Conoley
Athletics Director: Vic Cegles
Colors: Black and Gold
Nickname: 49ers
Arena (Capacity): Walter Pyramid (4,200)

COACHING STAFF

Head Coach: Dan Monson
Record at School (yrs.): 119-108 (7)
Overall Record (yrs.): 289-231 (17)
Office Phone: (562) 985-7975
Assistants: Rod Palmer, Eric Brown, Myke Scholl

MEDIA INFORMATION

Basketball SID: Roger Kirk
Office: (562) 985-7565
Cell: (562) 505-0975
E-mail: roger.kirk@csulb.edu
Fax: (562) 985-1549
Press Row: (562) 985-4667
Website: www.longbeachstate.com

TEAM INFORMATION

2013-14 Record: 15-17
Conference Record (finish): 10-6 (3rd)
Postseason: None
Starters Returning/Lost: 4/1
Lettermen Returning/Lost: 9/5

SERIES HISTORY

Record: LBSU leads 9-6
Last Meeting: Feb. 27, 2014; LB won 63-61

UC DAVIS

Aggies



Jan. 22 • Honolulu • 7:00 p.m.
Feb. 21 • Davis, CA • 7:00 p.m. p.m.

SCHOOL INFORMATION

Location: Davis, CA
Conference: Big West
Enrollment: 33,300
Chancellor: Dr. Linda Katehi
Athletics Director: Terry Tumey
Colors: Yale Blue and Gold
Nickname: Aggies
Arena (Capacity): The Pavillion (5,931)

COACHING STAFF

Head Coach: Jim Les
Record at School (yrs.): 28-65 (3)
Overall Record (yrs.): 182-205 (12)
Office Phone: (530) 752-9403
Assistants: Kevin Nosek, Chris Davis, Kyle Vogt

MEDIA INFORMATION

Basketball SID: Eric Bankston
Office: (530) 752-3505
Cell: (714) 705-3742
Fax: (530) 752-3664
Press Row: (530) 752-1271
Website: ucdavisaggies.com

TEAM INFORMATION

2013-14 Record: 9-22
Conference Record (finish): 4-12 (9th)
Postseason: None
Starters Returning/Lost: 4/1
Lettermen Returning/Lost: 9/4

SERIES HISTORY

Record: UH leads 4-2
Last Meeting: Feb. 22, 2014; UH won 86-77

UC IRVINE
Anteaters



Jan. 24 • Honolulu • 7:00 p.m.
Feb. 19 • Irvine, CA • 7:00 p.m. pt

SCHOOL INFORMATION

Location: Irvine, CA
Conference: Big West
Enrollment: 29,000
Chancellor: Howard Gillman
Athletics Director: Michael Izzi
Colors: Blue and Gold
Nickname: Anteaters
Arena (Capacity): Bren Events Center (5,000)

COACHING STAFF

Head Coach: Russell Turner
Record at School (yrs.): 69-67 (4)
Overall Record (yrs.): Same
Office Phone: (949) 824-5814
Assistants: Ali Ton, Ryan Badrtalei, Nick Booker

MEDIA INFORMATION

Basketball SID: Bob Olson
Office: (949) 824-5814
Cell: (929) 285-8814
E-mail: rkolson@uci.edu
Press Row: (949) 824-5814
Website: www.ucirvinesports.com

TEAM INFORMATION

2013-14 Record: 23-12
Conference Record (finish): 13-3 (1st)
Postseason: Lost at SMU in NIT First Round, 0-1.
Starters Returning/Lost: 4/1
Lettermen Returning/Lost: 12/2

SERIES HISTORY

Record: UCI leads, 6-5
Last Meeting: Feb. 20, 2014; UCI won 60-56

UC RIVERSIDE
Highlanders



Jan. 17 • Riverside, CA • 5:00 p.m. pt
Feb. 12 • Honolulu • 7:00 p.m.

SCHOOL INFORMATION

Location: Riverside, CA
Conference: Big West
Enrollment: 21,297
Chancellor: Kim Wilcox
Athletics Director: Jim Woolridge
Colors: Blue and Gold
Nickname: Highlanders
Arena (Capacity): SRC Arena (2,750)

COACHING STAFF

Head Coach: Dennis Cutts
Record at School (yrs.): 10-21 (1)
Overall Record (yrs.): Same
Office Phone: (951) 927-3677
Assistants: Stephen Saucers, Justin Bell, Keith Wilkinson

MEDIA INFORMATION

Basketball SID: John Maxwell
Office: (951) 827-5438
Cell: (951) 203-3208
E-mail: john.maxwell@ucr.edu
Fax: (951) 827-3569
Press Row: (951) 827-2153
Website: gohighlanders.com

TEAM INFORMATION

2013-14 Record: 10-21
Conference Record (finish): 5-11 (8th)
Postseason: None
Starters Returning/Lost: 4/1
Lettermen Returning/Lost: 7/5

SERIES HISTORY

Record: UH leads 5-1
Last Meeting: Feb. 13, 2014; UH won 87-76

UC SANTA BARBARA
Gauchos



Feb. 7 • Santa Barbara, CA • 4:00 p.m. pt
Mar. 5 • Honolulu • 7:00 p.m.

SCHOOL INFORMATION

Location: Santa Barbara, CA
Conference: Big West
Enrollment: 20,847
President: Dr. Henry Yang
Athletics Director: Mark Massari
Colors: Blue and Gold
Nickname: Gauchos
Arena (Capacity): The Thunderdome (6,000)

COACHING STAFF

Head Coach: Bob Williams
Record at School (yrs.): 269-212 (17)
Overall Record (yrs.): 458-312 (26)
Office Phone: (805) 893-3180
Assistants: Matt Stock, Kevin Bromley, Ryan Madry

MEDIA INFORMATION

Basketball SID: Bill Mahoney
Office: (805) 893-3428
E-mail: Bill.Mahoney@athletics.ucsb.edu
Fax: (805) 893-7116
Press Row: (805) 893-4361
Website: UCSBgauchos.com

TEAM INFORMATION

2013-14 Record: 21-9
Conference Record (finish): 12-4 (2nd)
Postseason: None
Starters Returning/Lost: 4/1
Lettermen Returning/Lost: 11/3

SERIES HISTORY

Record: Tied 6-6
Last Meeting: Mar. 6, 2014; UCSB won 86-77

SAN FRANCISCO

Dons



Gulf Coast Showcase
Nov. 24 • Estero, Fla. • 8:30 p.m.

SCHOOL INFORMATION

Location: San Francisco, Calif.
Conference: West Coast
Enrollment: 10,000
President: Paul Fitzgerald, S.J.
Athletics Director: Scott Sidwell
Colors: Green and Gold
Nickname: Dons
Arena (Capacity): War Memorial Gymnasium (4,200)

COACHING STAFF

Head Coach: Rex Walters
Record at School (yrs.): 98-94 (6)
Overall Record (yrs.): 129-127 (8)
Office Phone: (415) 422-6162
Assistants: Luke Wicks, Brent Crews, David Rebibo

MEDIA INFORMATION

Basketball SID: Jim Young
Office: (415) 422-6162
Cell: (415) 408-1181
E-mail: jfyoung@usfca.edu
Website: www.USFDons.com

TEAM INFORMATION

2013-14 Record: 21-12
Conference Record (finish): 13-5 (2nd)
Postseason: NIT 1st Round

SERIES HISTORY

Record: USF leads 10-4
Last Meeting: Mar. 19, 2011; USF won 77-74

EAST CAROLINA Pirates

Location: Greenville, N.C.
Enrollment: 26,900
Chancellor: Dr. Steve Ballard
Athletics Director: Jeff Compher
Conference: American Athletic Conference
Colors: Purple and Gold
Nickname: Pirates
Head Coach: Jeff Lebo



Record at School (yrs.): 73-61 (4)
Overall Record (yrs.): 284-217 (16)
2013-14 Record: 17-17
Conference Record (finish): 5-11 (11th)
Postseason: CIT First Round
Basketball SID: Jody Jones
Office: (252) 737-4524
Cell: (252) 414-2019
E-mail: jonesjod@ecu.edu
Series History: First meeting

FRESNO STATE BULLDOGS

Location: Fresno, CA
Enrollment: 21,389
President: Dr. Joseph I. Castro
Athletics Director: Steve Robertello and Dr. Cynthia Matson
Conference: Mountain West
Colors: Red and Blue
Nickname: Bulldogs



Head Coach: Rodney Terry
Record at School (yrs.): 45-57 (3)
Overall Record (yrs.): Same
2013-14 Record: 21-18
Conference Record (finish): 9-9 (t-5th)
Postseason: N/A
Basketball SID: Stephen Trembley
Office: (559) 278-6178
Cell: (559) 270-4291
E-mail: strembley@csufresno.edu
Series History: FS leads 26-19
Last Meeting: Feb. 11, 2012; UH won 62-58

MARIST Red Foxes

Location: New York, NY
Enrollment: 6,365
President: Dr. Dennis J. Murray
Athletics Director: Tim Murray
Conference: Metro Atlantic Athletic (MAAC)
Colors: Black and Red
Nickname: Red Foxes

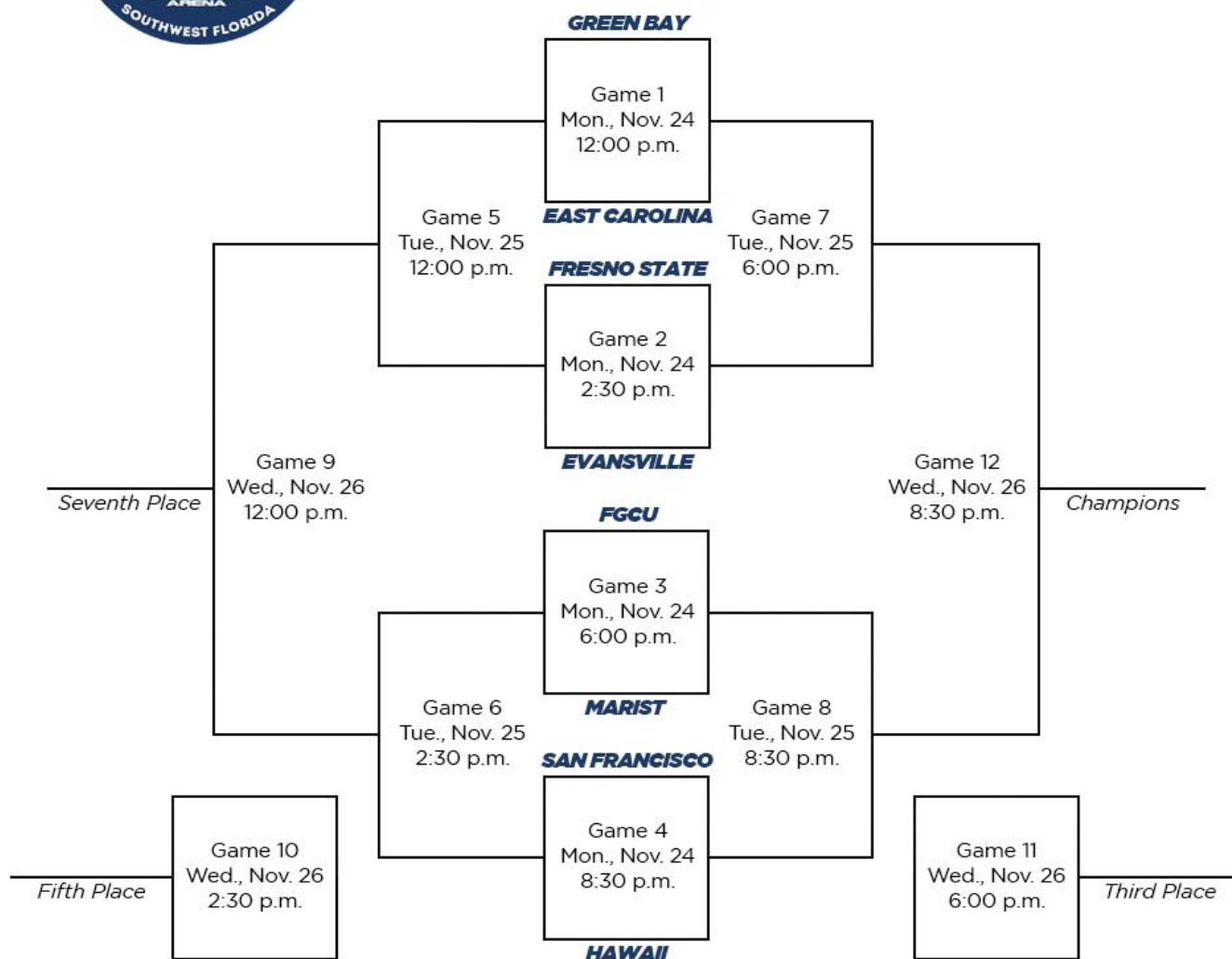


Head Coach: Mike Maker
Record at School (yrs.): 0-0
Overall Record (yrs.): 0-0 (Division 1)
2013-14 Record: 7-24
Conference Record (finish): 4-16 (8)
Postseason: None
Basketball SID: Mike Ferraro
Office: (845) 575-3321
E-mail: Michael.J.Ferraro@marist.edu
Series History: First meeting
Last Meeting: None



2014 GULF COAST SHOWCASE

MEN'S TOURNAMENT ♦ NOV. 24-26, 2014
GERMAIN ARENA ♦ SOUTHWEST FLORIDA



All times are Eastern ♦ Times are subject to change ♦ Home team is top team of each bracket

2014 Opening Games

Nov. 14 - Illinois-Springfield @ Green Bay
Nov. 14 - North Carolina Wesleyan @ East Carolina
Nov. 17 - Bristol @ Fresno State
Nov. 19 - Notre Dame De Namur @ San Francisco
Nov. 19 - Hawaii-Hilo @ Hawaii

GulfCoastShowcase.com ♦ [@GCShowcase](#) ♦ [@bdGlobalSports](#) ♦ [@GermainArena](#)



THE BEACHES OF
FORT MYERS
AND SANIBEL
FORTMYERS-SANIBEL.COM



HYATT
REGENCY



MIROMAR
OUTLETS

GERMAIN
ARENA
Right Location. Premier Events.

NEBRASKA
Cornhuskers



Hawaiian Airlines Diamond Head Classic
Dec. 22 • Honolulu • 8:00 pm

SCHOOL INFORMATION

Location: Lincoln, NE
Conference: Big Ten Conference
Enrollment: 24,445
Chancellor: Harvey S. Perlman, J.D.
Athletics Director: Shawn Eichorst
Colors: Scarlet and Cream
Nickname: Cornhuskers (Huskers)
Arena (Capacity): Pinnacle Bank Arena (15,000)

COACHING STAFF

Head Coach: Tim Miles
Record at School (yrs.): 34-31 (3)
Overall Record (yrs.): 317-251 (20)
Office Phone: (402) 472-2263
Associate Head Coach: Chris Harriman
Assistants: Kenya Hunter, Jim Molinari

MEDIA INFORMATION

Basketball SID: Shamus McKnight
Office: (402) 472-2263
Cell: (402) 540-0268
E-mail: smcknight@huskers.com
Fax: (402) 472-2005
Press Row: (402) 904-5970
Website: huskers.com

TEAM INFORMATION

2013-14 Record: 19-15
Conference Record (finish): 11-7 (4th)
Postseason: NCAA Second Round
Starters Returning/Lost: 5/0
Lettermen Returning/Lost: 9/4

SERIES HISTORY

Record: Nebraska leads, 6-2
Last Meeting: Dec. 22, 2006; UH won 81-72

COLORADO Buffaloes

Location: Boulder, CO
Enrollment: 29,325
President: Bruce Benson
Athletics Director: Rick George
Conference: Pac-12
Colors: Silver, Black and Gold
Nickname: Buffaloes (Bufs)
Head Coach: Tad Boyle
Record at School (yrs.): 92-50 (5)
Overall Record (yrs.): 148-116 (9)
2013-14 Record: 23-12
Conference Record (finish): 10-8 (t-3rd)
Postseason: NCAA 2nd Round
Basketball SID: Andrew Green
Office: (303) 492-3812
Cell: N/A
E-mail: andrew.green@colorado.edu
Series History: UH leads 2-0
Last Meeting: Dec. 29, 1999; UH won 76-74



DEPAUL BLUE DEMONS

Location: Chicago, Ill.
Enrollment: 23,799
President: Rev. Dennis H. Holtschneider, C.M.
Athletics Director: Jean Lenti Ponsetto
Conference: BIG EAST
Colors: Royal Blue and Scarlet
Nickname: Blue Demons
Head Coach: Oliver Purnell
Record at School (yrs.): 42-85 (4)
Overall Record (yrs.): 436-364 (26)
2013-14 Record: 12-21
Conference Record (finish): 3-15 (10th)
Postseason: None
Basketball SID: Greg Greenwell
Office: (773) 325-7546
Cell: (773) 343-3722
E-mail: ggreenwe@depaul.edu
Series History: Potential first meeting
Last Meeting: None



GEORGE WASHINGTON COLONIALS

Location: Washington, DC
Enrollment: 25,000
President: Dr. Steven Knapp
Athletics Director: Patrick Nero
Conference: Atlantic 10
Colors: Buff and Blue
Nickname: Colonials
Head Coach: Mike Lonergan
Record at School (yrs.): 47-47 (3)
Overall Record (yrs.): 424-203 (21)
2013-14 Record: 24-9
Conference Record (finish): 11-5 (t-3rd)
Postseason: NCAA Second Round
Basketball SID: Jesse Hooker
Office: (202) 994-8604
Cell: (202) 251-3786
E-mail: jhooker@gwu.edu
Series History: UH leads 2-0
Last Meeting: Dec. 29, 2008; UH won 73-47



LOYOLA MARYMOUNT LIONS

Location: Los Angeles, CA
Enrollment: 9,369
President: David Burcham
Athletics Director: Dr. William Husak
Conference: West Coast Conference
Colors: Crimson, Navy, Marymount Blue, Gray
Nickname: Lions
Head Coach: Mike Dunlap
Record at School (yrs.): 0-0 (1st)
Overall Record (yrs.): 328-105 (5)
2013-14 Record: 13-19
Conference Record (finish): 4-14 (10th)
Postseason: N/A
Basketball SID: John Shaffer
Office: (310) 338-7643
Cell: N/A
E-mail: jshaffer@lmu.edu
Series History: LMU leads 10-6
Last Meeting: Dec. 20, 2005; UH won 66-63



OHIO BOBCATS

Location: Athens, Ohio
Enrollment: 35,000
President: Dr. Roderick J. McDavis
Athletics Director: Jim Schaus
Conference: Mid-American
Colors: Hunter Green and White
Nickname: Bobcats
Head Coach: Saul Phillips
Record at School (yrs.): 0-0 (1st)
Overall Record (yrs.): 138-84 (7)
2013-14 Record: 25-12
Conference Record (finish): 11-7 (5th)
Postseason: CIT Quarterfinals
Basketball SID: Mike Ashcraft
Office Phone: (740) 593-1299
Cell: (330) 842-3258
E-mail: ashcraft@ohio.edu
Series History: Potential first meeting
Last Meeting: None



WICHITA STATE SHOCKERS

Location: Wichita, KS
Enrollment: 15,003
President: Dr. John Bardo
Athletics Director: Eric Sexton
Conference: Missouri Valley
Colors: Yellow and Black
Nickname: Shockers
Head Coach: Gregg Marshall
Record at School (yrs.): 174-71 (8)
Overall Record (yrs.): 368-154 (17)
2013-14 Record: 35-1
Conference Record (finish): 18-0 (1st)
Postseason: 1-1, NCAA 3rd Round
Basketball SID: Bryan Holmgren
Office: (316) 978-5535
Cell: (316) 841-6206
E-mail: bholmgren@goshockers.com
Series History: UH leads 2-1
Last Meeting: Nov. 27, 1998; UH won 73-51



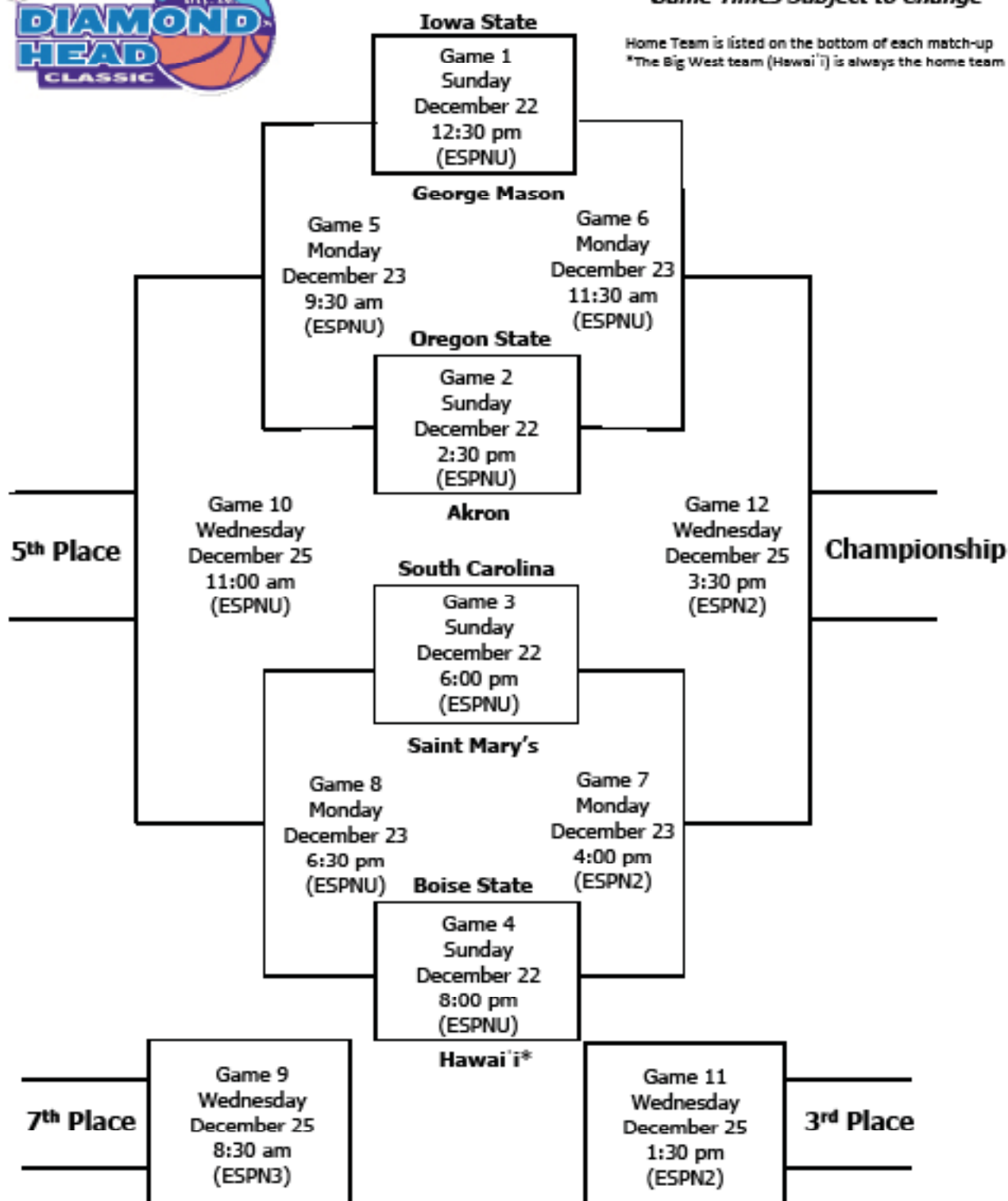
5th Annual Hawaiian Airlines Diamond Head Classic

Hosted by ESPN and the University of Hawai'i
December 22, 23 & 25, 2013 • Stan Sheriff Center
Honolulu, HI



All Games Hawai'i Standard Time
Game Times Subject to Change

Home Team is listed on the bottom of each match-up
*The Big West team (Hawai'i) is always the home team



Non-Bracketed Game:

Saint Mary's vs. Boise State (Dec. 14)

Non-Bracketed Game:

Akron vs. South Carolina (Dec. 28)

H 2013-14 TEAM RESULTS



RECORD	OVERALL	HOME	AWAY	NEUTRAL	ATTENDANCE	GAMES	TOTAL	AVG/GAME
All Games	20-11	14-5	5-4	1-2	Home	19	121,915	6,417
Conference	9-7	5-3	4-4	0-0	Away	9	23,647	3,344
Non-Conference	11-4	9-2	1-0	1-2	Neutral	3	18,174	6058

DATE	OPPONENT	W/L	SCORE	RECORD	HI POINTS	HI REBOUNDS	HI ASSISTS	ATTEND.
11/08/13	Tennessee State!	W	85-55	1-0	Standhardinger (20)	Standhardinger (12)	Shamburger (4)	5,674
11/09/13	Western Michigan!	W	78-68	2-0	Standhardinger, Shamburger (17)	Fotu (10)	Shamburger (4)	5,339
11/12/13	New Mexico State!	L	88-95	2-1	Nevels (26)	Fotu (9)	Nevels, Standhardinger (3)	5,388
11/16/13	vs. Missouri#	L	88-92	2-2	Standhardinger (22)	Fotu (9)	Fotu, Shamburger, Smith, Nevels (2)	7,550
11/21/13	UH-Hilo	W	114-63	3-2	Standhardinger (22)	Fotu (9)	Shamburger (8)	5,203
11/27/13	New Orleans	W	91-58	4-2	Spearman (16)	Standhardinger (14)	Shamburger (6)	5,078
11/29/13	Montana	W	72-61	5-2	Standhardinger (26)	Standhardinger (7)	Shamburger (4)	5,740
12/07/13	at Northern Arizona	W	77-66	6-2	Nevels (24)	Standhardinger (10)	Smith (6)	14,431
12/14/13	vs. Chaminade^	W	94-84	7-2	Standhardinger (31)	Standhardinger (10)	Shamburger (5)	5,931
12/22/13	Boise State\$	L	61-62	7-3	Spearman (17)	Standhardinger (12)	Shamburger (5)	832
12/23/13	Saint Mary's\$	W	76-74	8-3	Standhardinger (22)	Fotu, Joaquim (7)	Shamburger (6)	8,120
12/25/13	Oregon State\$	W	79-73	9-3	Fotu (17)	Fotu (14)	Shamburger (10)	6,564
12/30/13	Norfolk State	W	77-66	10-3	Standhardinger (29)	Joaquim (15)	Shamburger (6)	6,052
01/02/14	Omaha	W	77-73	11-3	Fotu (26)	Fotu, Joaquim (11)	Shamburger, Nevels (3)	5,917
01/09/14	at Cal Poly*	L	65-77	11-4	Nevels (16)	Joaquim (12)	Smith (7)	5,198
01/11/14	at Cal State Northridge*	L	78-79	11-5	Nevels (19)	Joaquim (11)	Spearman (5)	6,214
01/18/14	UC Riverside*	W	100-69	12-5	Standhardinger (27)	Standhardinger (13)	Shamburger (6)	1,541
01/23/14	at UC Davis*	W	90-73	13-5	Standhardinger (22)	Rozitis (7)	Standhardinger (5)	2,749
01/25/14	at UC Irvine	W	90-86 (OT)	14-5	Fotu (30)	Fotu (11)	Shamburger (11)	5,571
01/30/14	Long Beach State*	L	83-92	14-6	Nevels, Standhardinger (18)	Joaquim (11)	Shamburger (7)	6,814
02/01/14	Cal State Northridge	W	77-63	15-6	Fotu (20)	Fotu (5)	Shamburger, Nevels (4)	2,122
02/06/14	UC Santa Barbara*	L	64-75	15-7	Fotu (17)	Standhardinger (16)	Shamburger (3)	2,050
02/08/14	Cal Poly*	W	69-60	16-7	Fotu (26)	Standhardinger (10)	Shamburger (6)	910
02/13/14	at UC Riverside*	W	87-76	17-7	Standhardinger (27)	Joaquim (10)	Shamburger (10)	3,978
02/15/14	at Cal State Fullerton*	W	61-63	18-7	Fotu (24)	Standhardinger (13)	Shamburger (9)	6,343
02/20/14	UC Irvine*	L	77-86 (OT)	18-8	Standhardinger (12)	Joaquim (11)	Shamburger (3)	7,011
02/22/14	UC Davis*	W	86-77	19-8	Standhardinger (29)	Standhardinger (7)	Shamburger (8)	1,310
02/27/14	at Long Beach State*	L	61-73	19-9	Standhardinger (17)	Standhardinger (9)	Shamburger (7)	2,187
03/06/14	at UC Santa Barbara*	L	77-86	19-10	Standhardinger (18)	Joaquim (12)	Smith (8)	6,795
03/08/14	Cal State Fullerton*	W	82-77	20-10	Fotu (18)	Joaquim (9)	Shamburger (5)	5,722
03/13/14	Cal State Northridge%	L	84-87 (OT)	20-11	Standhardinger (28)	Joaquim (10)	Shamburger (5)	9,662

! = Outrigger Hotels and Resorts Rainbow Classic

ALL GAMES

##	PLAYER	GP-GS	MIN-AVG	FG-FGA	PCT	3M-3A	PCT	FT-FTA	PCT	REBOUNDS		PF-FO	A	TO	BLK	STL	PTS	AVG
										OFF-DEF-TOT	AVG							
34	Christian Standhardinger	31-31	989-31.9	176-371	.474	13-47	.277	195-254	.768	92-169-261	8.4	89-1	46	85	23	42	560	18.1
42	Isaac Fotu	31-31	954-30.8	181-310	.584	1-8	.125	99-135	.733	72-118-190	6.1	76-0	21	51	24	13	462	14.9
01	Garrett Nevels	31-30	984-31.7	156-333	.468	59-143	.413	36-47	.766	13-87-100	3.2	76-4	54	28	16	25	407	13.1
32	Brandon Spearman	28-28	830-29.6	119-259	.459	41-122	.336	37-62	.597	61-66-127	4.5	65-2	35	36	4	23	316	11.3
00	Keith Shamburger	31-30	1000-32.3	75-215	.349	40-130	.308	99-119	.832	15-79-94	3.0	59-2	166	62	2	33	289	9.3
11	Quincy Smith	31-1	530-17.1	47-115	.409	5-16	.313	54-86	.628	11-25-36	1.2	68-1	84	43	3	26	153	4.9
13	Davis Rozitis	29-1	345-11.9	41-62	.661	0-0	.000	22-35	.629	31-65-96	3.3	61-0	6	15	24	10	104	3.6
23	Aaron Valdes	31-3	285-9.2	41-78	.526	4-12	.333	14-28	.500	23-39-62	2.0	33-0	10	13	6	9	100	3.2
15	Stefan Jovanovic	10-0	36-3.6	7-13	.538	0-0	.000	4-6	.667	5-8-13	1.3	14-1	1	5	2	0	18	1.8
10	Dyrbe Enos	21-0	118-5.6	10-29	.345	10-27	.370	1-2	.500	1-6-7	0.3	21-0	3	7	1	3	31	1.5
25	Mike Thomas	20-0	112-5.6	7-25	.280	0-8	.000	9-15	.600	11-12-23	1.2	28-2	6	8	4	2	23	1.2
21	Jack Hackman	4-0	11-2.8	1-2	.500	1-1	1.000	0-0	.000	1-0-1	0.3	2-0	0	1	0	0	3	0.8
24	Michael Harper	8-0	31-3.9	2-6	.333	1-4	.250	0-0	.000	1-4-5	0.6	6-0	1	4	0	1	5	0.6
03	Brandon Jawato	14-0	51-3.6	3-11	.273	2-10	.200	0-0	.000	1-1-2	0.1	4-0	4	3	1	3	8	0.6
Team										57-40-97		2		5				
Hawai'i		31	6276	866-1829	.473	177-528	.335	570-789	.722	395-719-1114	35.9	604-13	437	366	110	190	2479	80.0
Opponents		31	6275	783-1752	.447	197-586	.336	507-697	.727	322-656-978	31.5	632-0	371	412	114	172	2270	73.2

Score By Periods	1st	2nd	OT	Total
Hawai'i	1166	1286	27	2479
Opponents	1072	1168	30	2270

BWC GAMES

##	PLAYER	GP-GS	MIN-AVG	FG-FGA	PCT	3M-3A	PCT	FT-FTA	PCT	REBOUNDS		PF-FO	A	TO	BLK	STL	PTS	AVG
										OFF-DEF-TOT	AVG							
34	Christian Standhardinger	16-16	529-33.1	89-191	.466	7-22	.318	98-124	.790	53-96-149	9.3	49-0	22	46	8	20	283	17.7
42	Isaac Fotu	16-16	532-33.2	106-177	.599	0-0	.000	55-66	.833	35-61-96	6.0	37-0	8	25	6	9	267	16.7
01	Garrett Nevels	16-15	528-33.0	83-187	.444	28-81	.346	16-20	.800	9-38-47	2.9	38-1	27	16	6	12	210	13.1
32	Brandon Spearman	16-16	473-29.6	66-147	.449	23-71	.324	23-40	.575	39-36-75	4.7	36-1	22	18	4	12	178	11.1
00	Keith Shamburger	16-15	507-31.7	33-107	.308	19-71	.268	45-52	.865	7-40-47	2.9	27-0	93	26	0	11	130	8.1
11	Quincy Smith	16-1	258-16.1	19-53	.358	3-7	.429	17-31	.548	3-10-13	0.8	30-0	44	21	1	16	58	3.6
13	Davis Rozitis	14-1	159-11.4	21-33	.636	0-0	.000	8-14	.571	18-32-50	3.6	32-0	2	6	9	2	50	3.6
23	Aaron Valdes	16-0	143-8.9	18-31	.581	2-3	.667	5-10	.500	11-18-29	1.8	20-0	5	5	1	4	43	2.7
15	Stefan Jovanovic	6-0	17-2.8	2-6	.333	0-0	.000	2-3	.667	1-4-5	0.8	11-1	0	2	1	0	6	1.0
10	Dyrbe Enos	13-0	61-4.7	4-15	.267	4-15	.267	0-0	.000	1-3-4	0.3	13-0	2	4	0	1	12	0.9
25	Mike Thomas	9-0	25-2.8	3-7	.429	0-2	.000	2-3	.667	4-4-8	0.9	8-1	0	2	2	0	8	0.9
24	Michael Harper	5-0	8-1.6	1-2	.500	0-1	.000	0-0	.000	0-1-1	0.2	3-0	0	1	0	0	2	0.4
03	Brandon Jawato	6-0	8-1.3	0-0	.000	0-0	.000	0-0	.000	0-0-0	0.0	0-0	0	1	0	1	0	0.0
21	Jack Hackman	1-0	3-3.0	0-0	.000	0-0	.000	0-0	.000	0-0-0	0.0	0-0	0	0	0	0	0	0.0
Team										26-33-59				4				
Hawai'i		16	3251	445-956	.465	86-273	.315	271-363	.747	214-369-583	36.4	305-4	225	174	38	88	1247	77.9
Opponents		16	3250	413-907	.455	105-301	.349	262-375	.699	174-347-521	32.6	306-0	196	184	65	93	1193	74.6

Score By Periods	1st	2nd	OT	Total
Hawai'i	608	622	17	1247
Opponents	559	617	17	1193

Team/Individual Highs

Points

Team	114	UH-Hilo (Nov. 21)
Individual	31	C. Standhardinger vs. Chaminade (Dec. 14)

Field Goals Made

Team	47	UH-Hilo (Nov. 21)
Individual	13	I. Fotu at UC Irvine (Jan. 25)

Field Goals Attempted

Team	75	UH-Hilo (Nov. 21)
Individual	19	C. Standhardinger at UC Riverside (Feb. 13)

Field-Goal Percentage

Team	.627 (47-75)	UH-Hilo (Nov. 21)
Individual	.813 (13-16)	I. Fotu at UC Irvine (Jan. 25)

3-pt. Field Goals Made

Team	11	Long Beach State (Jan. 30)
Individual	4	Numerous

3-pt. Field Goals Attempted

Team	11	Long Beach State (Jan. 30)
Individual	9	Brandon Spearman, 2x, last at UC Irvine (Jan. 25)

3-pt. Field-Goal Percentage

Team	.583 (7-12)	Oregon State (Dec. 25)
Individual	.800 (4-5)	Numerous

Free Throws Made

Team	32	Chaminade (Dec. 14)
Individual	16	C. Standhardinger vs. Chaminade (Dec. 14)

Free Throws Attempted

Team	45	Chaminade (Dec. 14)
Individual	22	C. Standhardinger vs. Chaminade (Dec. 14)

Free-Throw Percentage

Team	.923 (24-26)	at Cal State Fullerton (Feb. 15)
Individual	1.000 (11-11)	C. Standhardinger vs. UC Riverside (Jan. 18)

Rebounds

Team	57	New Orleans (Nov. 27)
Individual	15	C. Standhardinger vs. Cal St Fullerton (Mar. 8)

Assists

Team	26	UH-Hilo (Nov. 21)
Individual	11	K. Shamburger at UC Irvine (Jan. 25)

Steals

Team	14	at Northern Arizona (Dec. 7)
Individual	5	C. Standhardinger at UC Davis (Jan. 23) B. Spearman vs. Norfolk State (Dec. 30)

Blocked Shots

Team	9	3x, last vs. Chaminade (Dec. 14)
Individual	4	Numerous

Top Performances

Scoring

No	Player
31	C. Standhardinger vs. Chaminade (Dec. 14)
30	I. Fotu at UC Irvine (Jan. 25)
29	C. Standhardinger vs. UC Davis (Feb. 22)
29	C. Standhardinger vs. Norfolk State (Dec. 30)
28	C. Standhardinger vs. Cal State Northridge (Mar. 13)

Rebounding

No	Player
15	C. Standhardinger vs. Cal State Fullerton (Mar. 8)
16	C. Standhardinger vs. New Orleans (Nov. 27)

Assists

No	Player
11	K. Shamburger at UC Irvine (Jan. 25)
10	K. Shamburger at UC Riverside (Feb. 13)
10	K. Shamburger vs. Oregon State (Dec. 25)

Steals

No	Player
5	C. Standhardinger at UC Davis (Jan. 23)
5	B. Spearman vs. Norfolk State (Dec. 30)

Blocked Shots

No	Player
4	D. Rozitis vs. Chaminade (Dec. 14)
4	C. Standhardinger at Northern Arizona (Dec. 7)
4	I. Fotu vs. New Orleans (Nov. 27)

Opponent	W/L	Score	1H	2H	OT	FG-FGA	Pct	3FG-3A	Pct	FT-FTA	Pct	OR	DR	Tot	PF	A	TO	Blk	Stl
at Hawai'i	W	85	41	44	-	26-57	.456	5-19	.263	28-37	.757	12	35	47	17	14	9	6	9
Tennessee State		55	20	35	-	21-57	.368	1-5	.067	12-17	.706	6	22	28	22	8	14	1	3
at Hawai'i	W	78	39	39	-	24-53	.453	7-21	.333	23-29	.793	12	24	36	21	11	13	3	2
Western Michigan		68	36	32	-	20-47	.426	8-23	.348	20-28	.714	6	16	22	25	6	11	2	4
at Hawai'i	L	88	37	51	-	30-70	.439	7-20	.350	21-30	.700	12	15	27	26	12	9	6	9
New Mexico State		95	46	49	-	30-52	.577	6-14	.429	29-40	.725	9	31	40	22	13	18	6	4
Hawai'i	L	80	46	34	-	28-67	.418	5-21	.238	19-25	.760	12	18	30	24	8	13	2	5
vs. Missouri		92	45	47	-	34-59	.576	4-12	.333	20-32	.625	13	31	44	21	16	16	7	7
at Hawai'i	W	114	48	66	-	47-75	.627	7-18	.389	13-22	.591	15	36	51	16	26	11	9	7
UH-Hilo		63	34	29	-	25-67	.373	5-21	.238	8-12	.667	7	15	22	16	13	15	3	5
at Hawai'i	W	91	39	52	-	31-69	.449	10-20	.500	19-26	.731	23	34	57	26	22	22	9	6
New Orleans		58	26	32	-	16-58	.276	4-19	.211	22-28	.786	11	17	28	21	4	16	1	11
at Hawai'i	W	72	31	41	-	29-49	.571	3-9	.333	13-28	.464	10	25	35	19	12	11	4	6
Montana		61	25	36	-	20-56	.357	5-27	.185	16-19	.842	10	19	29	22	6	12	1	6
Hawai'i	W	76	25	51	-	26-53	.491	6-15	.400	18-22	.818	8	19	27	14	14	12	6	14
at Northern Arizona		66	25	41	-	26-56	.464	10-22	.455	4-6	.667	12	20	32	16	14	21	4	4
Hawai'i	W	94	42	52	-	27-52	.519	8-22	.364	32-45	.711	10	30	40	26	14	17	9	3
vs. Chaminade		84	42	42	-	26-68	.382	8-27	.296	24-31	.774	13	18	31	33	13	10	3	1
at Hawai'i	L	61	32	29	-	23-50	.460	6-13	.462	9-13	.692	9	17	26	17	9	16	1	4
Boise State		62	31	31	-	23-48	.479	9-18	.500	7-9	.778	6	16	22	17	17	15	3	6
at Hawai'i	W	76	43	33	-	25-50	.500	4-13	.308	22-29	.759	10	13	23	18	10	10	2	8
Saint Mary's		74	39	35	-	26-49	.531	10-21	.476	12-17	.706	13	15	28	22	16	17	5	5
at Hawai'i	W	79	40	39	-	28-57	.491	7-12	.583	16-29	.552	12	19	31	20	18	9	3	4
Oregon State		73	38	35	-	26-59	.441	6-18	.333	15-16	.938	13	23	36	26	12	17	5	2
at Hawai'i	W	77	27	50	-	25-49	.510	7-14	.500	20-28	.714	11	17	28	10	14	17	5	13
Norfolk State		66	28	38	-	24-54	.444	7-17	.412	11-13	.846	12	14	26	20	14	19	4	10
at Hawai'i	W	77	32	45	-	25-63	.397	2-16	.125	25-35	.714	16	28	44	22	12	12	4	6
Omaha		73	36	37	-	23-59	.390	5-18	.278	22-27	.815	8	26	34	24	9	12	1	7
Hawai'i	L	65	32	33	-	26-57	.456	4-19	.211	9-14	.643	12	19	31	15	16	14	4	6
at Cal Poly		77	41	36	-	28-56	.500	8-19	.421	13-16	.813	10	23	33	16	18	12	4	9
Hawai'i	L	78	39	39	-	27-61	.443	7-23	.304	17-21	.810	18	15	33	21	17	13	3	10
at Cal State Northridge		79	40	39	-	23-48	.479	5-11	.455	28-31	.903	11	19	30	13	14	15	3	7
at Hawai'i	W	100	56	44	-	34-69	.493	7-20	.350	25-32	.781	15	27	42	28	16	13	3	8
UC Riverside		69	30	39	-	21-51	.392	3-17	.176	26-39	.667	6	22	28	25	7	18	2	9
Hawai'i	W	90	45	45	-	32-55	.582	7-18	.389	19-23	.826	7	23	30	17	14	9	3	9
at UC Davis		73	34	39	-	27-53	.509	10-23	.435	9-13	.692	5	17	22	18	9	14	2	4
Hawai'i	W	90	38	40	12	32-67	.478	6-22	.273	20-26	.769	15	25	40	22	18	12	2	2
at UC Irvine		86	43	35	8	33-60	.555	3-13	.231	17-27	.630	8	24	32	24	16	8	9	11
at Hawai'i	L	83	43	40		30-64	.469	11-27	.407	12-18	.667	12	18	30	23	17	10	1	6
Long Beach State		92	44	48		33-55	.600	4-12	.333	22-30	.733	8	25	33	19	6	11	3	7
at Hawai'i	W	77	32	45		29-71	.408	5-24	.208	14-22	.636	22	23	45	17	11	6	2	2
Cal State Northridge		63	30	33		22-51	.431	4-14	.286	15-27	.556	10	25	35	22	7	9	2	3
at Hawai'i	L	64	37	27		25-68	.368	3-19	.158	11-16	.688	20	21	41	18	7	10	2	6
UC Santa Barbara		75	34	41		25-57	.439	8-22	.364	17-26	.654	17	25	42	16	10	12	9	4
at Hawai'i	W	69	32	37		23-47	.489	2-11	.182	21-27	.778	12	26	38	14	12	11	0	4
Cal Poly		60	24	36		22-57	.386	10-28	.357	6-8	.750	8	14	22	19	12	9	4	6
Hawai'i	W	87	36	51		29-54	.537	7-15	.467	22-29	.759	11	25	36	22	19	11	2	3
at UC Riverside		76	30	46		27-64	.459	5-16	.313	17-23	.739	15	18	33	21	16	9	8	5
Hawai'i	W	83	42	41		27-54	.500	5-9	.556	24-26	.923	9	24	33	19	17	13	2	6
at Cal State Fullerton		80	46	34		29-65	.446	6-17	.353	16-22	.727	16	20	36	20	14	12	4	6
Hawai'i		56	26	25	5	16-54	.296	4-17	.235	20-23	.870	12	28	40	17	7	8	3	5
UC Urvine	W	60	25	26	9	22-58	.379	6-22	.273	10-20	.500	14	27	41	19	12	10	5	4
Hawai'i	W	86	44	42		32-56	.571	4-11	.364	18-27	.667	9	25	34	19	16	11	2	5
UC Davis		77	31	46		23-52	.442	9-21	.429	22-31	.710	7	21	28	23	12	11	1	4
Hawai'i		61	35	26		24-55	.436	5-13	.385	8-11	.727	11	25	36	13	12	11	2	2
at Long Beach State	W	63	33	30		27-65	.415	7-26	.269	2-4	.500	15	22	37	11	12	10	4	4
Hawai'i		77	27	39		32-69	.464	6-14	.429	7-14	.500	16	23	39	25	18	10	3	7
at UC Santa Barbara	W	86	39	47		24-50	.480	10-16	.625	28-41	.683	10	25	35	14	18	13	3	5
Hawai'i	W	81	44	27		27-55	.491	3-11	.273	24-34	.706	13	22	35	15	8	12	4	7
Cal State Fullerton		77	35	42		28-65	.431	7-24	.292	14-17	.824	14	20	34	26	13	11	2	5
vs. Hawai'i	L	84	36	38	13	28-59	.475	7-22	.318	21-28	.750	9	20	29	23	16	11	3	6
Cal State Northridge		87	42	32	10	30-56	.536	4-13	.308	23-27	.852	9	26	35	19	14	15	3	4

FINAL 2013-14 STANDINGS

Team	BWC Games						All Games						
	W	L	Pct	Home	Away	Streak	W	L	Pct	Home	Away	Neutral	Streak
UC Irvine	13	3	.813	7-1	6-2		23	12	.657	12-4	10-7	1-1	L2
UC Santa Barbara	12	4	.750	6-2	6-2		21	9	.700	10-3	9-5	2-1	L1
Long Beach State	10	6	.625	6-2	4-4		15	17	.469	9-4	5-9	1-4	L1
Hawai'i	9	7	.563	5-3	4-4		20	11	.645	14-5	5-4	1-2	L1
Cal State Northridge	7	9	.438	6-2	1-7		17	18	.486	11-3	2-14	4-1	L1
Cal Poly	6	10	.375	3-5	3-5		14	20	.412	6-6	3-12	5-2	L1
Cal State Fullerton	6	10	.375	5-3	1-7		11	20	.355	8-6	3-12	0-2	L3
UC Riverside	5	11	.313	4-4	1-7		10	21	.323	8-7	2-13	0-1	L2
UC Davis	4	12	.250	3-5	1-7		9	22	.290	6-9	1-13	2-0	L3

All-BWC Teams

First Team

Isaac Fotu, Hawai'i
Christian Standhardinger, Hawai'i
 Mike Caffey, Long Beach State
 Stephen Maxwell, Cal State Northridge
 Chris McNealy, UC Irvine
 Alan Williams, UC Santa Barbara

Second Team

Chris Eversley, Cal Poly
 Corey Hawkins, UC Davis
 Tyler Lamb, Long Beach State
 Luke Nelson, UC Irvine
 Michael Williams, Cal State Fullerton

Honorable Mention

Michael Bryson, UC Santa Barbara
 Will Davis II, UC Irvine
 Josh Greene, Cal State Northridge
 Alex Harris, Cal State Fullerton
 Zalmico Harmon, UC Santa Barbara
 Dan Jennings, Long Beach State
 Taylor Johns, UC Riverside
 Mamadou Ndiaye, UC Irvine
 Alex Young, UC Irvine

Player of the Year:

Alan Williams, UC Santa Barbara

Newcomer of the Year:

Michael Williams, Cal State Fullerton

Freshman of the Year:

Luke Nelson, UC Irvine

Coach of the Year:

Russell Turner, UC Irvine



Thursday, March 13
Session 3

Friday, March 14
Session 5

Saturday, March 15
Session 7

#7 Cal Poly 69

Game 1

Noon PDT
Prime Ticket

#2 UC Santa Barbara 38

#6 Cal State Fullerton 56

Game 2

*2:30 pm PDT
Prime Ticket

#3 Long Beach State 66

#8 UC Riverside 43

Game 3

6 pm PDT
Prime Ticket

#1 UC Irvine 63

#5 Cal State Northridge 87

Game 4

*8:30 pm PDT
Prime Ticket

#4 Hawai'i 84

* Or 30 minutes after conclusion of previous game, whichever is later

#7 Cal Poly 61

Game 5

6:30 pm PDT
ESPNU (delayed)
ESPN3 (live)

#1 UC Irvine 58

#7 Cal Poly 61

Game 7

7:30 pm PDT
ESPN2

#5 Cal State Northridge 82

Game 6

*9 pm PDT
ESPNU

#5 Cal State Northridge 59

#3 Long Beach State 77

Players of the Week

Nov. 11 _____ **Christian Standhardinger, Hawai'i**
 Nov. 18 _____ Will Davis II, UC Irvine
 Nov. 25 _____ Josh Ritchart, UC Davis
 Dec. 2 _____ Alan Williams, UC Santa Barbara
 Dec. 9 _____ Alan Williams, UC Santa Barbara
 Dec. 16 _____ Michael Bryson, UC Santa Barbara
 Dec. 23 _____ Tyler Lamb, Long Beach State
 Dec. 30 _____ **Brandon Spearman, Hawai'i**
 Jan. 6 _____ Alan Williams, UC Santa Barbara
 Jan. 13 _____ Stephen Maxwell, Cal State Northridge
 Jan. 20 _____ Michael Bryson, UC Santa Barbara
 Jan. 27 _____ **Keith Shamburger, Hawai'i**
 Feb. 3 _____ Alan Williams, UC Santa Barbara
 Feb. 10 _____ Luke Nelson, UC Irvine
 Feb. 17 _____ **Christian Standhardinger, Hawai'i**
 Feb. 24 _____ Alan Williams, UC Santa Barbara
 Mar. 3 _____ Michael Williams, Cal State Fullerton
 Mar. 10 _____ Alan Williams, UC Santa Barbara

TEAM

Scoring Offense

Team	G	PTS	AVG
1. Hawai'i	31	2479	80.0
2. Cal State Northridge	35	2689	76.8
3. UC Santa Barbara	30	2137	71.2
4. UC Irvine	35	2468	70.5
5. UC Davis	31	2174	70.1
6. Long Beach State	32	2236	69.9
7. UC Riverside	31	2117	68.3
8. Cal State Fullerton	31	2092	67.5
9. Cal Poly	34	2141	63.0

Scoring Defense

Team	G	PTS	AVG
1. Cal Poly	34	2163	63.6
2. UC Irvine	35	2231	63.7
3. UC Santa Barbara	30	1960	65.3
4. Long Beach State	32	2255	70.5
5. UC Riverside	31	2214	71.4
6. Cal State Fullerton	31	2215	71.5
7. Hawai'i	31	2270	73.2
8. Cal State Northridge	35	2712	77.5
9. UC Davis	31	2408	77.7

Scoring Margin

Team	OFF	DEF	+/-
1. UC Irvine	70.5	63.7	+6.8
2. Hawai'i	80.0	73.2	+6.7
3. UC Santa Barbara	71.2	65.3	+5.9
4. Long Beach State	69.9	70.5	-0.6
5. Cal Poly	63.0	63.6	-0.6
6. Cal State Northridge	76.8	77.5	-0.7
7. UC Riverside	68.3	71.4	-3.1
8. Cal State Fullerton	67.5	71.5	-4.1
9. UC Davis	70.1	77.7	-7.5

Free-Throw Percentage

Team	FTM	FTA	PCT
1. Cal State Northridge	765	967	.791
2. Hawai'i	570	789	.722
3. UC Santa Barbara	465	657	.708
4. UC Riverside	499	711	.702
5. UC Davis	439	631	.696
6. Cal Poly	415	603	.688
7. Long Beach State	401	608	.660
8. Cal State Fullerton	433	658	.658
9. UC Irvine	453	707	.641

Field-Goal Percentage

Team	FG	FGA	PCT
1. Hawai'i	866	1829	.473
2. UC Irvine	909	1932	.470
3. UC Santa Barbara	731	1574	.464
4. Cal State Northridge	888	1955	.454
5. UC Davis	745	1701	.438
6. UC Riverside	740	1711	.432
7. Long Beach State	822	1904	.432
8. Cal State Fullerton	734	1727	.425
9. Cal Poly	754	1849	.408

Field-Goal Pct. Defense

Team	FG	FGA	PCT
1. UC Irvine	746	1997	.374
2. UC Santa Barbara	658	1645	.400
3. UC Riverside	741	1716	.432
4. Cal Poly	739	1705	.433
5. Long Beach State	785	1796	.437
6. Hawai'i	783	1752	.447
7. Cal State Northridge	924	2033	.455
8. Cal State Fullerton	758	1655	.458
9. UC Davis	851	1754	.485

3-Point Field-Goal Pct.

Team	3FG	3FGA	PCT
1. UC Santa Barbara	210	546	.385
2. Cal State Northridge	148	403	.367
3. UC Davis	245	687	.357
4. UC Irvine	197	557	.354
5. Hawai'i	177	528	.335
6. Cal Poly	218	654	.333
7. Cal State Fullerton	191	577	.331
8. Long Beach State	191	613	.312
9. UC Riverside	138	457	.302

Rebounding Margin

Team	REB	OPP	+/-
1. Hawai'i	1114	978	+4.4
2. UC Irvine	1350	1208	+4.1
3. Cal State Northridge	1245	1154	+2.6
4. UC Santa Barbara	1059	991	+2.3
5. Long Beach State	1178	1132	+1.4
6. UC Riverside	1051	1084	-1.1
7. Cal State Fullerton	1045	1087	-1.4
8. Cal Poly	1097	1149	-1.5
9. UC Davis	887	1132	-7.9

Assist/Turnover Ratio

Team	AST	TO	Ratio
1. UC Santa Barbara	487	335	1.43
2. Cal Poly	394	304	1.30
3. UC Irvine	546	444	1.23
4. Hawai'i	437	366	1.19
5. Cal State Northridge	471	447	1.05
6. Long Beach State	405	390	1.04
7. UC Davis	372	373	1.00
8. Cal State Fullerton	343	369	0.93
9. UC Riverside	349	408	0.86

Blocked Shots

Team	G	BK	AVG
1. UC Irvine	35	224	6.4
2. UC Santa Barbara	30	145	4.83
3. UC Riverside	31	134	4.32
4. Hawai'i	31	110	3.55
5. Cal State Northridge	35	96	2.74
6. Cal Poly	34	93	2.74
7. Long Beach State	32	80	2.50
8. UC Davis	31	70	2.26
9. Cal State Fullerton	31	58	1.87

Steals

Team	G	STL	AVG
1. Cal State Northridge	35	242	6.91
2. UC Riverside	31	199	6.42
3. Hawai'i	31	190	6.13
4. Long Beach State	32	186	5.81
5. Cal Poly	34	197	5.79
6. UC Irvine	35	195	5.57
7. UC Davis	31	159	5.13
8. UC Santa Barbara	30	149	4.97
9. Cal State Fullerton	31	146	4.71

INDIVIDUAL

Scoring

Player, Team	G	PTS	AVG
1. Williams, UCSB	28	596	21.3
2. Standhardinger, UH	31	560	18.1
3. Hawkins, UCD	30	539	18.0
4. Maxwell, CSUN	35	612	17.5
5. Williams, CSF	31	538	17.4
6. Hicks, CSUN	35	601	17.2
7. Caffey, LBSU	32	518	16.2
8. Greene, CSUN	35	559	16.0
9. Harris, CSF	27	420	15.6
10. Fotu, UH	31	462	14.9

Rebounding

Player, Team	G	REB	AVG
1. Williams, UCSB	28	322	11.5
2. Maxwell, CSUN	35	309	8.5
3. Standhardinger, UH	31	261	8.4
4. Jennings, LBSU	32	267	8.3
5. Johns, UCR	31	243	7.8
6. Eversley, CP	34	241	7.1
7. Hicks, CSUN	35	237	6.8
8. Hale-Edmerson, CSUN	35	231	6.6
9. Davis II, UCI	32	205	6.4
10. Ndiaye, UCI	34	210	6.2

Field-Goal Pct. (Min. 3.0 FG/g)

Player, Team	FG	FGA	PCT
1. Jennings, LBSU	136	229	.594
2. Fotu, UH	181	310	.584
3. Davis II, UCI	148	261	.567
4. Maxwell, CSUN	216	395	.547
5. Johns, UCR	142	266	.534
6. Williams, UCSB	224	420	.533
7. Nwaba, CP	140	265	.528
8. Hicks, CSUN	206	397	.519
9. Patton, UCR	151	292	.517
10. Standhardinger, UH	176	371	.474

Free-Throw Pct. (Min. 2.0 FT/g)

Player, Team	FTM	FTA	PCT
1. Greene, CSUN	169	185	.914
2. Shamburger, UH	99	119	.832
3. Hicks, CSUN	179	218	.821
4. Finley, UCR	119	151	.788
5. Standhardinger, UH	195	254	.768
6. Hawkins, UCD	159	210	.757
7. Thornton, UCR	65	86	.756
8. Harmon, UCSB	74	98	.755
9. Maxwell, CSUN	180	239	.753
10. Fotu, UH	99	135	.733

3-Pt. FG Pct. (Min. 1.0 made FG/g)

Player, Team	3FG	3FGA	PCT
1. Greene, CSUN	78	181	.431
2. Boswell, UCSB	73	170	.429
3. Bryson, UCSB	55	132	.417
4. Sypkens, UCD	95	229	.415
5. Nevels, UH	59	143	.413

3-Pt. Field Goals Made

Player, Team	G	3FG	AVG
1. Sypkens, UCD	31	95	3.06
2. Boswell, UCSB	30	73	2.43
3. Williams, CSF	31	71	2.29
4. Greene, CSUN	35	78	2.23
5. Odister, CP	28	62	2.21

Assists

Player, Team	G	AST	AVG
1. Shamburger, UH	31	166	5.35
2. Harmon, UCSB	30	153	5.10
3. Young, UCI	35	161	4.60
4. Caffey, LBSU	32	136	4.25
5. Greene, CSUN	35	115	3.29
6. Drew, CSUN	35	114	3.26
7. Childress, UCSB	30	94	3.13
8. Graham, UCD	31	93	3.00
9. Hawkins, UCD	30	89	2.97
10. Nelson, UCI	35	101	2.89

Steals

Player, Team	G	STL	AVG
1. Hawkins, UCD	30	44	1.47
2. Caffey, LBSU	32	45	1.41
3. Standhardinger, UH	31	42	1.35
4. Hicks, CSUN	35	47	1.34
5. Hale-Edmerson, CSUN	35	46	1.31
6. Eversley, CP	34	43	1.26
7. Harris, CSF	27	34	1.26
8. Williams, UCSB	28	33	1.18
9. Gruninger, UCR	29	34	1.17
10. Johnson, UCD	31	34	1.10

Blocked Shots

Player, Team	G	BK	AVG
1. Ndiaye, UCI	34	106	3.12
2. Williams, UCSB	28	67	2.39
3. Johns, UCR	31	72	2.32
4. Hale-Edmerson, CSUN	35	62	1.77
5. Jennings, LBSU	32	35	1.09
6. Davis II, UCI	32	31	0.97
7. Awich, CP	33	31	0.94
8. Ryan, UCI	35	31	0.89
9. Brown, UCSB	30	25	0.83
10. Rozitis, UH	29	24	0.83

Assist/Turnover Ratio

Player, Team	AST	TO	Ratio
1. Harmon, UCSB	153	33	4.64
2. Shamburger, UH	166	62	2.68
3. Young, UCI	161	70	2.30
4. Drew, CSUN	114	62	1.84
5. Greene, CSUN	115	69	1.67

Minutes Played

Team	G	MIN	AVG
1. Greene, CSUN	35	1256	35.89
2. Williams, CSF	31	1073	34.61
3. Maxwell, CSUN	35	1209	34.54
4. Caffey, LBSU	32	1105	34.53
5. Hicks, CSUN	35	1198	34.23
6. Hawkins, UCD	30	1014	33.80
7. Harris, CSF	27	893	33.07
8. Shamburger, UH	31	1000	32.26
9. Johns, UCR	31	989	31.90
Standhardinger, UH	31	989	31.90

TEAM RECORDS

Points

Game: 125 vs. Pepperdine, 1/22/72
First Half: 66 vs. Pepperdine, 1/22/72
Second Half: 67 vs. Cal State L.A., 2/6/59
Points by Two Teams
 223 (UH 116, Cal State L.A. 107), 2/6/59
Fewest Points: 24 vs. Washington, 3/25/38
Fewest Points by Two Teams
 77 (UH 33, BYU 34), 1/26/80
Season: 2,574, 1989-90

Scoring Average

Season: 91.7, 1971-72

Scoring Margin

Season 15.1, 1971-72

Field Goals Made

Game 57 vs. Pepperdine, 1/22/72
Field Goals Made by Two Teams
 95, UH (57) vs. Pepperdine (38), 1/22/72
Season 1,032; 1970-71

Field Goals Attempted

Game 117 vs. Alaska-Fairbanks, 2/12/71
Field Goals Attempted by Two Teams
 198, UH (117) vs. Alaska-Fairbanks (81), 2/12/71
Season 2,269, 1970-71

Field-Goal Percentage

Game .708 vs. UTEP, 1/21/89
Season .488, 1995-96

3-Point Field Goals Made

Game 14 at Fresno State, 3/2/02; vs. SMU, 1/12/02
3-Point Field Goals Made by Two Teams
 23 (UH - 14) vs. (Fresno State - 9), 3/2/02
Season 241, 2001-02

3-Point Field Goals Attempted

Game 33 at Tulsa, 3/10/01
3-Point Field Goals Attempted by Two Teams
 56 (UH - 21) vs. (Chaminade - 35), 12/15/12
 56 (UH - 25) at SMU (31), 2/7/02
Season 634; 2001-02

3-Point Field-Goal Percentage

Game (min 10 made)
 .714 (10-14) vs. Fresno State, 2/1/01
Season .393; 1991-92

Free Throws Made

Game 35 vs. Alabama-Birmingham, 12/23/00
Free Throws Made by Two Teams
 72 UH (33) vs. Missouri (39), 12/22/75
 72 UH (27) vs. Oklahoma City (45), 1/28/67
Season 570, 2013-14

Free Throws Attempted

Game 51 vs. Linfield, 1/10/70
Free Throws Attempted by Two Teams
 99, UH (43) vs. Oklahoma City (56), 1/28/67
Season 844, 1989-90

Free-Throw Percentage

Game (min. 20 att.)
 .970 (32-33) vs. New Mexico, 2/24/96
Season .751, 1995-96

Rebounds

Game 83 vs. Georgia Tech, 2/20/71
Season 1,596, 1970-71

Rebounding Average

Season 57.0, 1970-71
Largest Rebounding Margin
 12.8, 1970-71

Blocked Shots

Game 13 vs. Nevada, 1/5/06
Season 166, 2005-06

Steals

Game 20 vs. Tennessee Tech, 12/9/88
Season 293; 1980-81

Assists

Game 33 vs. Portland, 2/9/73
Season 557, 2000-01

Turnovers

Game 36 vs. Oregon State, 1/15/74
Season 564, 1977-78

Personal Fouls

Game 39 vs. UNLV, 1/19/79
Season 635; 1983-84

Disqualifications

Game 5 vs. Oklahoma City, 1/12/67
Season 30; 1976-77, 1985-86

Total Home Attendance

Game 10,300 (sellout), many times, Stan Sheriff Center
Season

211,520, 1997-98 (avg. 9,615), SSC
 157,395, 1972-73 (avg. 7,495), NBC
 150,343, 1973-74 (avg. 7,517), NBC
 150,151, 1974-75 (avg. 7,508), NBC
 149,351, 1998-99 (avg. 7,861), SSC

Average Home Attendance

Season
 9,615, 1997-98, Stan Sheriff Center
 8,457, 1994-95, Stan Sheriff Center
 7,861, 1998-99, Stan Sheriff Center
 7,653, 1996-97, Stan Sheriff Center
 7,517, 1973-74, Neal Blaisdell Center

Sellouts

Season
 21, 1972-73, (21 games), Neal Blaisdell Center
 19, 1971-72, (19 games), Neal Blaisdell Center
 19, 1973-74, (19 games), Neal Blaisdell Center
 18, 1974-75, (19 games), Neal Blaisdell Center
 12, 1997-98, (22 games), Stan Sheriff Center

INDIVIDUAL RECORDS

Scoring

Game 45 Tony Davis vs. Cal St. L.A., 2/6/59
Season 626 Anthony Harris, 1995-96
Fr. 480 Chris Gaines, 1986-87
So. 460 Andre Morgan, 1984-85
Jr. 545 Predrag Savovic, 2000-01
Sr. 626 Anthony Harris, 1995-96
Career 1,734 Chris Gaines, 1986-90

Scoring Average

Season 23.4 Gavin Smith, 1976-77
Career 20.0 Tom Henderson, 1972-74

Field Goals Made

Game 18 Gavin Smith vs. SW Louisiana, 3/5/77;
 Tony Davis vs. CS Los Angeles, 2/6/59
Consecutive in Game
 12 Aaron Strayhorn vs. UNLV, 2/21/81
Consecutive in Multiple Games
 13 Chris Walz vs. UH-Hilo, Illinois-Chicago, Wagner, 12/6/90-12/20/90
Season 252 Gavin Smith, 1976-77
Career 609 Chris Gaines, 1986-90

Field Goals Attempted

Game 32 Gavin Smith vs. SW Louisiana, 3/5/77
Season 571 Gavin Smith, 1976-77
Career 1,309 Chris Gaines, 1986-90

Field-Goal Percentage

Game (min. 10 att.)
 1.000 (10-10) Jim Halm vs. Nebraska, 12/13/67
Season (min. 2.5 FG made/game)
 .627 Phil Martin, 2000-01
Career (min. 2 years and 2.5 FG made/game)
 .564 Justice Sueing, 1994-96

3-Point Field Goals Made

Game 10 Trevor Ruffin vs. Louisville, 12/30/93
Season 98 Zane Johnson, 2010-11
Career 180 Zane Johnson, 2011-12

3-Point Field Goals Attempted

Game 14 Tes Whitlock vs. North Carolina, 12/22/94; Mike McIntyre at Fresno State, 3/2/02; Carl English vs. Tulsa, 2/1/03
Season 242, Michael Kuebler, 2003-04
Career 471 Predrag Savovic, 1999-2001

3-Point Field-Goal Percentage

Game (most without a miss)
 Brandon Jawato (7-7) vs. UC Riverside, 1/3/13
 Matt Lojeski (7-7) vs. Boise State, 3/3/07
Season (min. 1 3FG made/game)
 .479 Bert Woodard, 1991-92
Career (min. 2 years and 1 3FG made/game)
 .440 Bert Woodard, 1991-93

Free Throws Made

Game 19 Chris Gaines vs. Texas A&M, 11/27/89
Consecutive in Game
 14 Chris Gaines vs. Texas A&M, 11/27/89
Consecutive in Multiple Games
 29 Zane Johnson, 2011-12
Season 195 Christian Standhardinger, 2013-14
Career 442 Chris Gaines, 1986-90

Free Throws Attempted

Game 24 Harvey Lee vs. Santa Clara, 12/20/54
Season 254 Christian Standhardinger, 2013-14
Career 582 John Penebacker, 1969-73

Free-Throw Percentage

Game (most without a miss)
 Victor Kelly (13-13) vs. San Jose State, 12/26/74
Season (min. 2 FT made/game)
 .879 Bobby Nash (80-91, 30 games), 2007-08
Career (min. 2 years and 2 FT made/game)
 .848 Chris Gaines (442-521, 102 games), 1986-90

Rebounds

Game 30 Bob Nash vs. Arizona State, 12/30/71
Season 361 Bob Nash, 1971-72
Career 1,098 Melton Werts, 1973-76

Rebounding Average

Season 14.4 Bob Nash, 1971-72
Career 13.6 Bob Nash, 1970-72

Blocked Shots

Game 8 Melton Werts vs. UC San Diego, 2/24/73; Tony Maroney at Utah, 1/12/95; Mike Robinson vs. San Jose State, 2/25/99
Season 103 Tony Maroney, 1993-94
Career 173 Tony Maroney, 1993-95

Steals

Game 9 Tony Webster vs. Air Force, 1/29/83
Season 84 Tom Henderson, 1972-73
Career 160 Tom Henderson, 1972-74

Assists

Game 19 Reggie Carter vs. San Francisco, 12/12/75
Season 212 Anthony Carter, 1997-98
Career 412 Troy Bowe, 1988-91

Turnovers

Game 13 Craig Murray at Kentucky, 11/28/87
Season 138 Anthony Carter, 1997-98
Career 274 Anthony Carter, 1996-98

Personal Fouls

Game 5 by many
Season 115 Tony Maroney, 1993-94
Career 340 Melton Werts, 1972-76

Disqualifications

Season 11 Anthony Jones, 1985-86
Career 18 Brad Pineau, 1978-82

Minutes Played

Game 53 Tony Webster, William Colston vs. New Mexico (4 ot), 3/3/83
Season 1,179 Michael Kuebler, 2003-04
Career 3,391 Chris Gaines, 1986-90

Games Played

Season 35 Chris Gaines; Terry Houston; Troy Bowe; Vincent Smalls; Phil Lott; 1989-90
Career 127, Phil Martin, 2000-03

Games Started

Season 35 Chris Gaines; Terry Houston; Troy Bowe; Vincent Smalls; 1989-90
Career 122, Phil Martin, 2000-03

OPPONENT RECORDS TEAM

Points

Game: 133 Oklahoma City, 1/28/67
First Half: 70 New Mexico, 12/11/76
Second Half: 73 Boston College, 12/29/64

Field Goals Made

52 Utah, 1/22/66

Field Goals Attempted

102 West Virginia, 1/24/70

3-pt. Field Goals Made

16 UC Davis, 1/19/13
 16 Chaminade, 12/15/12

3-pt. Field Goals Attempted

Individual
 37 Fresno State, 1/21/06

Free Throws Made

45 Oklahoma City, 1/28/67

Free Throws Attempted

56 Oklahoma City, 1/28/67

Rebounds

76 West Virginia, 1/24/70

Assists

37 UNLV, 3/1/77

Steals

21 Southern Illinois, 2/21/04

Blocked Shots

11 TCU, 1/4/01

Turnovers

37 Arizona State, 12/30/76

OPPONENT RECORDS INDIVIDUAL

Points

47 Marshall Rogers, Texas-Pan American, 2/27/76

Field Goals Made

20 Wayman Tisdale, Oklahoma, 12/30/82

Field Goals Attempted

34 Wayman Tisdale, Oklahoma, 12/30/82

3-pt. Field Goals Made

8 Corey Hawkins, UC Davis, 1/19/13
 8 Steffan Johnson, Idaho, 3/6/10

3-pt. Field Goals Attempted

18 Josh Akognon, Cal State Fullerton, 11/16/08

Free Throws Made

19 Earl Evans, UNLV, 1/9/79

Consecutive Free Throws Made

17 Bob Gaillard, San Francisco, 12/23/61

Free Throws Attempted

24 Earl Evans, UNLV, 1/19/79

Rebounds

26 Dave Cowens, Florida State, 1/23/69

Assists

21 Kelvin Scarborough, New Mexico,

Steals

7 Mike Campbell, Long Island, 12/13/97

Blocked Shots

9 Khari Jaxon, New Mexico, 1/18/92

Triple Doubles

Daniel Mullings, New Mexico State, 2/23/12
 (28 pts, 12 reb, 10 ast);

Kareem Jamar, Montana, 2/18/12
 (21 pts, 11 reb, 11 ast)

POINTS

CAREER

1. Chris Gaines (1987-90)	1,734
2. John Penebacker (1970-73)	1,519
3. Alike Smith (1995-98)	1,415
4. Predrag Savovic (2000-02)	1,414
5. Melton Werts (1973-76)	1,314
6. Phil Lott (1989-92)	1,290
7. Carl English (2001-03)	1,259
8. Phil Martin (2001-2004)	1,231
9. Julian Sensley (2004-06)	1,230
10. Vander Joaquim (2011-13)	1,205
11. Matt Gibson (2005, '07-08)	1,126
12. Tom Henderson (1973-74)	1,082
13. Anthony Carter (1997-98)	1,070
14. Christian Standhardinger (2013-14)	1,064
15. Bobby Nash (2004-05, '07-08)	1,022
16. Reggie Cross (1988-89)	1,013
17. Michael Kuebler (2003-04)	977
18. Trevor Ruffin (1993-94)	967
19. Roderick Flemings (2009-10)	964
20. Andre Morgan (1984-86)	958

SEASON

1. Anthony Harris (1995-96)	626
2. Trevor Ruffin (1993-94)	625
3. Chris Gaines (1989-90)	616
4. Gavin Smith (1976-77)	608
5. Carl English (2002-03)	607
6. Michael Kuebler (2003-04)	598
7. Tom Henderson (1973-74)	567
8. Reggie Cross (1988-89)	559
9. Predrag Savovic (2000-01)	545
10. Christian Standhardinger (2013-14)	543
Anthony Carter (1996-97)	543

SCORING AVERAGE

CAREER (min. 2 years and 50 games)

1. Tom Henderson (1973-74)	20.0
2. Anthony Carter (1997-98)	18.4
3. Reggie Cross (1988-89)	17.2
4. Melton Werts (1973-76)	17.1
5. Trevor Ruffin (1993-94)	17.0
Chris Gaines (1987-90)	17.0
7. Christian Standhardinger (2013-14)	16.9
8. Bob Nash (1971-72)	16.8
9. Predrag Savovic (2000-02)	16.6
Roderick Flemings (2009-10)	16.6
11. Frank DeLauro (1959-61)	15.5
12. Jerome Freeman (1971-72)	15.3
Michael Kuebler (2003-04)	15.3
Matt Lojeski (2006-07)	15.3
15. Zane Johnson (2010-11)	14.9

SEASON

1. Gavin Smith (1976-77)	23.4
2. Anthony Harris (1995-96)	22.4
3. Trevor Ruffin (1993-94)	20.8
4. Predrag Savovic (2001-02)	20.3
5. Tom Henderson (1973-74)	20.2
Fred Smith (1967-68)	20.2
7. Ray Reed (1990-91)	19.9
8. Tom Henderson (1972-73)	19.8
9. Carl English (2002-03)	19.6
10. Al Davis (1970-71)	18.9

30-POINT GAMES

CAREER

1. Tom Henderson (1973-74)	5
Gavin Smith (1977)	5
3. Trevor Ruffin (1993-94)	4
Chris Gaines (1987-90)	4
Ray Reed (1991)	4
Anthony Harris (1995-96)	4
Carl English (2001-03)	4
8. Phil Lott (1989-92)	3
Anthony Carter (1997-98)	3
Predrag Savovic (2000-02)	3

SEASON

1. Gavin Smith (1976-77)	5
2. Tom Henderson (1973-74)	4

20-POINT GAMES

CAREER

1. Chris Gaines (1987-90)	33
2. Predrag Savovic (2000-02)	31
3. Tom Henderson (1973-74)	26
4. Alike Smith (1995-98)	25
5. Christian Standhardinger (2013-14)	24
Anthony Carter (1997-98)	24
7. Trevor Ruffin (1993-94)	23
8. Reggie Cross (1988-89)	22
Phil Lott (1989-92)	22
10. Michael Kuebler (2003-04)	21

SEASON

1. Anthony Harris (1995-96)	18
Gavin Smith (1976-77)	18
3. Trevor Ruffin (1993-94)	16
4. Michael Kuebler (2003-04)	14
Carl English (2002-03)	14
Predrag Savovic (2001-02)	14
Ray Reed (1990-91)	14
Tom Henderson (1972-73)	14

ANNUAL SCORING LEADERS

Year	Player	Pts	Avg
1970-71	Al Davis	506	18.9
1971-72	Bob Nash	455	18.2
1972-73	Tom Henderson	515	19.8
1973-74	Tom Henderson	567	20.3
1974-75	Jimmie Baker	347	15.1
1975-76	Reggie Carter	449	16.6
1976-77	Gavin Smith	608	23.4
1977-78	Tony Wells	385	14.8
1978-79	Eric Bowman	325	12.5
1979-80	Aaron Strayhorn	429	15.9
1980-81	Aaron Strayhorn	362	13.4
1981-82	Clarence Dickerson	460	17.0
1982-83	Tony Webster	379	13.5
1983-84	Jack Miller	415	15.4
1984-85	Andre Morgan	460	16.4
1985-86	Andre Morgan	249	14.6
1986-87	Chris Gaines	480	17.1
1987-88	Chris Gaines	455	16.3
1988-89	Reggie Cross	559	18.6
1989-90	Chris Gaines	616	17.6
1990-91	Ray Reed	537	19.9
1991-92	Phil Lott	518	18.5
1992-93	Fabio Ribeiro	380	14.1
1993-94	Trevor Ruffin	625	20.8
1994-95	Tes Whitlock	441	16.3
1995-96	Anthony Harris	626	22.4
1996-97	Anthony Carter	543	18.7
1997-98	Alike Smith	532	18.2
1998-99	Marquette Alexander	322	13.4
1999-00	Marquette Alexander	436	15.0
2000-01	Predrag Savovic	545	17.6
2001-02	Predrag Savovic	507	20.3
2002-03	Carl English	607	19.6
2003-04	Michael Kuebler	598	18.1
2004-05	Matt Gibson	327	13.0
2005-06	Julian Sensley	475	17.6
2006-07	Matt Lojeski	524	16.9
2007-08	Matt Gibson	424	17.0
2008-09	Roderick Flemings	498	16.6
2009-10	Roderick Flemings	466	16.6
2010-11	Zane Johnson	489	15.8
2011-12	Vander Joaquim	458	14.3
2012-13	Christian Standhardinger	504	15.8
2013-14	Christian Standhardinger	560	18.1

Bold indicates school record

FIELD GOALS MADE

CAREER

1. Chris Gaines (1987-90)	609
2. John Penebacker (1970-73)	572
3. Melton Werts (1973-76)	564
4. Phil Martin (2001-04)	513
5. Phil Lott (1989-92)	500
6. Alike Smith (1995-98)	484
7. Julian Sensley (2004-06)	457
8. Vander Joaquim (2011-13)	456
Predrag Savovic (2000-02)	456
10. Carl English (2001-03)	423

SEASON

1. Gavin Smith (1976-77)	252
2. Anthony Harris (1995-96)	219
3. Tom Henderson (1973-74)	216
4. Al Davis (1970-71)	215
5. Trevor Ruffin (1993-94)	213
6. Ray Reed (1990-91)	212
7. Anthony Carter (1996-97)	211
8. Michael Kuebler (2003-04)	210
9. Reggie Cross (1988-89)	207
10. Tom Henderson (1972-73)	205

ANNUAL FG MADE LEADERS

Year	Player	FGM
1970-71	Al Davis	206
1971-72	Bob Nash	201
1972-73	Tom Henderson	205
1973-74	Tom Henderson	216
1974-75	Jimmie Baker	148
1975-76	Reggie Carter	161
1976-77	Gavin Smith	252
1977-78	Tony Wells	166
1978-79	Eric Bowman	145
1979-80	Aaron Strayhorn	166
1980-81	Aaron Strayhorn	140
1981-82	Clarence Dickerson	185
1982-83	Tony Webster	155
1983-84	Jack Miller	166
1984-85	Andre Morgan	205
1985-86	Kenny Walker	121
1986-87	Chris Gaines	179
1987-88	Chris Gaines	161
1988-89	Reggie Cross	207
1989-90	Chris Gaines	202
1990-91	Ray Reed	212
1991-92	Phil Lott	197
1992-93	Chris Walz	140
1993-94	Trevor Ruffin	213
1994-95	Tony Maroney	163
1995-96	Anthony Harris	219
1996-97	Anthony Carter	211
1997-98	Anthony Carter	191
1998-99	Marquette Alexander	137
1999-00	Marquette Alexander	188
2000-01	Predrag Savovic	189
2001-02	Predrag Savovic	163
2002-03	Carl English	198
2003-04	Michael Kuebler	210
2004-05	Julian Sensley	135
2005-06	Julian Sensley	174
2006-07	Matt Lojeski	193
2007-08	Matt Gibson	137
2008-09	Roderick Flemings	166
2009-10	Roderick Flemings	173
2010-11	Zane Johnson	157
2011-12	Vander Joaquim	172
2012-13	Christian Standhardinger	184
2013-14	Isaac Fotu	181

Bold indicates school record

FIELD GOALS ATTEMPTED

CAREER

1. Chris Gaines (1987-90)	1,309
2. Phil Lott (1989-92)	1,108
3. Melton Werts (1973-76)	1,106
4. John Penebacker (1970-73)	1,095
5. Alike Smith (1995-98)	1,047
6. Predrag Savovic (2000-02)	1,035
7. Julian Sensley (2004-06)	1,005
8. Phil Martin (2001-04)	997
9. Carl English (2001-03)	938
10. Tom Henderson (1973-74)	889

SEASON

1. Gavin Smith (1976-77)	571
2. Trevor Ruffin (1993-94)	499
3. Michael Kuebler (2003-04)	465
4. Carl English (2000-02)	463
5. Ray Reed (1990-91)	449
6. Bob Nash (1970-71)	445
Tom Henderson (1972-73)	445
8. Tom Henderson (1973-74)	444
Terry Houston (1989-90)	444
10. Anthony Harris (1995-96)	443

ANNUAL FG ATTEMPTED LEADERS

Year	Player	FGA
1970-71	Al Davis	418
1971-72	Bob Nash	419
1972-73	Tom Henderson	445
1973-74	Tom Henderson	444
1974-75	Jimmie Baker	337
1975-76	Reggie Carter	348
1976-77	Gavin Smith	571
1977-78	Tony Wells	319
1978-79	Eric Bowman	321
1979-80	Aaron Strayhorn	394
1980-81	Aaron Strayhorn	298
1981-82	Clarence Dickerson	335
1982-83	Tony Webster	359
1983-84	Jack Miller	347
1984-85	Andre Morgan	411
1985-86	Kenny Walker	291
1986-87	Chris Gaines	403
1987-88	Chris Gaines	342
1988-89	Reggie Cross	391
1989-90	Terry Houston	444
1990-91	Ray Reed	449
1991-92	Phil Lott	416
1992-93	Trevor Ruffin	322
1993-94	Trevor Ruffin	499
1994-95	Tes Whitlock	351
1995-96	Anthony Harris	443
1996-97	Anthony Carter	426
1997-98	Anthony Carter	422
1998-99	Mike Robinson	304
1999-00	Marquette Alexander	356
2000-01	Predrag Savovic	418
2001-02	Predrag Savovic	372
2002-03	Carl English	463
2003-04	Michael Kuebler	465
2004-05	Julian Sensley	308
2005-06	Julian Sensley	390
2006-07	Matt Lojeski	357
2007-08	Bobby Nash	359
2008-09	Roderick Flemings	356
2009-10	Roderick Flemings	398
2010-11	Zane Johnson	359
2011-12	Zane Johnson	337
2012-13	Christian Standhardinger	361
2013-14	Christian Standhardinger	371

FIELD-GOAL PERCENTAGE

CAREER (min. 2.5 FG made/game)

1. Erin Galloway (1999-2000)	.562
2. Tony Maroney (1994-95)	.547
3. Tim Shepherd (1990-93)	.538
4. Marquette Alexander (1999-2000)	.532
Ahmet Gueye (2006-07)	.532
6. Clarence Dickerson (1981-82)	.525
7. John Penebacker (1970-73)	.522
8. Bill Amis (2008-09, '11)	.521
9. Vander Joaquim (2011-13)	.518
10. Phil Martin (2001-04)	.515

SEASON (min. 2.5 FG made/game)

1. Phil Martin (2000-01)	.627
2. Isaac Fotu (2012-13)	.623
3. Justice Sueing (1995-96)	.595
4. Isaac Fotu (2013-14)	.584
5. Erin Galloway (1997-98)	.583
6. Tim Shepherd (1992-93)	.582
7. John Penebacker (1970-71)	.581
8. Vander Joaquim (2011-12)	.560
Ahmet Gueye (2005-06)	.560
10. Bill Amis (2007-08)	.557

ANNUAL FG PERCENTAGE LEADERS

Year	Player	FG%
1970-71	John Penebacker	.591
1971-72	John Penebacker	.524
1972-73	Mel Werts	.513
1973-74	Tom Henderson	.486
1974-75	H. Hollingsworth	.515
1975-76	Mel Werts	.532
1976-77	Brian Austin	.472
1977-78	Tony Wells	.520
1978-79	Tony Wells	.504
1979-80	Eric Bowman	.492
1980-81	Tony Webster	.551
1981-82	Clarence Dickerson	.552
1982-83	Jack Miller	.523
1983-84	Ray Arthur	.526
1984-85	Ray Arthur	.506
1985-86	Rick Domonkos	.500
1986-87	John Gabriel	.533
1987-88	Bill Holcomb	.500
1988-89	Reggie Cross	.529
1989-90	Andrew McGuire	.543
1990-91	Tim Shepherd	.552
1991-92	Fabio Ribeiro	.518
1992-93	Tim Shepherd	.582
1993-94	Tony Maroney	.540
1994-95	Tony Maroney	.556
1995-96	Justice Sueing	.595
1996-97	Micah Kroeger	.550
1997-98	Erin Galloway	.583
1998-99	Philipp Czernin	.587
1999-00	Nerijus Puida	.557
2000-01	Phil Martin	.627
2001-02	Haim Shimonovich	.497
2002-03	Phil Martin	.527
2003-04	Jeff Blackett	.522
2004-05	Chris Botez	.504
2005-06	Ahmet Gueye	.560
2006-07	Matt Lojeski	.541
2007-08	Bill Amis	.557
2008-09	Bill Amis	.468
2009-10	Brandon Adams	.520
2010-11	Bill Amis	.546
2011-12	Vander Joaquim	.560
2012-13	Isaac Fotu	.623
2013-14	Isaac Fotu	.584

H INDIVIDUAL LEADERS

3-POINT FIELD GOALS MADE

CAREER

1. Zane Johnson (2011-12)	180
2. Predrag Savovic (2000-02)	178
3. Carl English (2001-03)	162
4. Alika Smith (1995-98)	161
5. Mike McIntyre (1999-2002)	159
6. Michael Kuebler (2003-04)	143
7. Bobby Nash (2004-05, '07-08)	142
8. Matt Gibson (2005, '07-08)	129
9. Trevor Ruffin (1993-94)	122
10. Tes Whitlock (1995-96)	109

SEASON

1. Zane Johnson (2010-11)	98
2. Michael Kuebler (2003-04)	97
3. Carl English (2002-03)	89
4. Trevor Ruffin (1993-94)	86
5. Zane Johnson (2011-12)	82
6. Predrag Savovic (2001-02)	75
7. Tes Whitlock (1994-95)	72
8. Alika Smith (1997-98)	67
9. Jake Sottos (2004-05)	66
10. Mike McIntyre (2001-02)	63

ANNUAL 3FG MADE LEADERS

Year	Player	3FGM
1986-87	Chris Gaines	19
1987-88	Chris Gaines	22
1988-89	David Hallums	16
1989-90	Chris Gaines	28
1990-91	Ray Reed	34
1991-92	Phil Lott	46
1992-93	Trevor Ruffin	36
1993-94	Trevor Ruffin	86
1994-95	Tes Whitlock	72
1995-96	Tes Whitlock	37
1996-97	Alika Smith	60
1997-98	Alika Smith	67
1998-99	Casey Cartwright	31
1999-00	Predrag Savovic	42
2000-01	Predrag Savovic	61
2001-02	Predrag Savovic	75
2002-03	Carl English	89
2003-04	Michael Kuebler	97
2004-05	Jake Sottos	66
2005-06	Matt Lojeski	56
2006-07	Matt Gibson	44
	Matt Lojeski	44
2007-08	Bobby Nash	59
2008-09	Lasha Parghalava	31
2009-10	Hiram Thompson	44
2010-11	Zane Johnson	98
2011-12	Zane Johnson	82
2012-13	Brandon Jawato	43
2013-14	Garrett Nevels	59

Bold indicates school record

3-POINT FIELD GOALS ATTEMPTED

CAREER

1. Predrag Savovic (2000-02)	471
2. Zane Johnson (2011-12)	468
3. Mike McIntyre (1999-2001)	426
4. Alika Smith (1995-98)	422
5. Carl English (2001-03)	414
6. Bobby Nash (2004-05, '07-08)	405
7. Matt Gibson (2005, '07-08)	397
8. Michael Kuebler (2003-04)	370
9. Trevor Ruffin (1993-94)	333
10. Julian Sensley (2004-06)	329

SEASON

1. Michael Kuebler (2003-04)	242
2. Zane Johnson (2010-11)	241
3. Zane Johnson (2011-12)	227
Carl English (2002-03)	227
5. Trevor Ruffin (1993-94)	215
6. Tes Whitlock (1994-95)	207
7. Predrag Savovic (2001-02)	192
8. Alika Smith (1997-98)	179
9. Bobby Nash (2007-08)	171
Predrag Savovic (2000-01)	171

ANNUAL 3FG ATTEMPTED LEADERS

Year	Player	3FGA
1986-87	Chris Gaines	68
1987-88	Chris Gaines	70
1988-89	David Hallums	42
1989-90	Chris Gaines	85
1990-91	Ray Reed	117
1991-92	Phil Lott	126
1992-93	Trevor Ruffin	118
1993-94	Trevor Ruffin	215
1994-95	Tes Whitlock	207
1995-96	Tes Whitlock	113
1996-97	Alika Smith	146
1997-98	Alika Smith	179
1998-99	Casey Cartwright	90
1999-00	Predrag Savovic	108
2000-01	Predrag Savovic	171
2001-02	Predrag Savovic	192
2002-03	Carl English	227
2003-04	Michael Kuebler	242
2004-05	Jake Sottos	163
2005-06	Julian Sensley	147
2006-07	Bobby Nash	124
2007-08	Bobby Nash	171
2008-09	Lasha Parghalava	113
2009-10	Jeremy Lay	104
2010-11	Zane Johnson	241
2011-12	Zane Johnson	227
2012-13	Brandon Jawato	104
2013-14	Garrett Nevels	143

3-POINT FIELD-GOAL PERCENTAGE

CAREER (min. 2 year and 1 3FG made/game)

1. Bert Woodard (1992-93)	.440
2. Carl English (2001-03)	.391
3. John Molle, Jr. (1994-95)	.389
4. Michael Kuebler (2003-04)	.386
5. Zane Johnson (2011-12)	.385
6. Alika Smith (1995-98)	.382
Matt Lojeski (2006-07)	.382
8. Predrag Savovic (2000-02)	.378
Jake Sottos (2004-05)	.378
10. Mike McIntyre (1999-02)	.373

SEASON (min. 1 FG made/game)

1. Bert Woodard (1991-92)	.479
2. Mike McIntyre (1999-2000)	.452
3. Hiram Thompson (2009-10)	.444
4. Brandon Jawato (2012-13)	.413
5. Garrett Nevels (2013-14)	.413
6. Nerijus Puida (2000-01)	.412
7. Alika Smith (1996-97)	.411
8. Phil Lott (1990-91)	.410
9. Carl English (2010-11)	.407
10. Jake Sottos (2004-05)	.405

ANNUAL 3FG PERCENTAGE LEADERS

Year	Player	3FG%
1986-87	Billy Koch	.295
1987-88	Craig Murray	.340
1988-89	David Hallums	.381
1989-90	Chris Gaines	.329
1990-91	Troy Bowe	.429
1991-92	Bert Woodard	.479
1992-93	Chris Walz	.409
1993-94	Kalia McGee	.419
1994-95	John Molle, Jr.	.397
1995-96	Micah Kroeger	.372
1996-97	Alika Smith	.411
1997-98	Alika Smith	.374
1998-99	Jeremy Robinson	.440
1999-00	Mike McIntyre	.452
2000-01	Mindaugas Burneika	.423
2001-02	Carl English	.399
2002-03	Carl English	.392
2003-04	Michael Kuebler	.401
2004-05	Jake Sottos	.405
2005-06	Matt Lojeski	.384
2006-07	Dominic Waters	.394
2007-08	Jared Dillinger	.383
2008-09	Roderick Flemings	.310
2009-10	Hiram Thompson	.444
2010-11	Zane Johnson	.407
2011-12	Zane Johnson	.361
2012-13	Brandon Jawato	.413
2013-14	Garrett Nevels	.413

FREE THROWS MADE

CAREER

1. Chris Gaines (1987-90)	442
2. John Penebacker (1970-73)	375
3. Predrag Savovic (2000-02)	324
4. Christian Standhardinger (2013-14)	316
5. Alike Smith (1995-98)	286
6. Vander Joaquim (2011-13)	280
Reggie Cross (1988-89)	280
8. Matt Gibson (2005, '07-08)	249
Carl English (2001-03)	249
10. Roderick Flemings (2009-10)	246

SEASON

1. Christian Standhardinger (2013-14)	195
2. Chris Gaines (1989-90)	184
3. Anthony Harris (1995-96)	164
4. Reggie Cross (1988-89)	145
5. Roderick Flemings (2008-09)	144
6. John Penebacker (1969-70)	136
7. Tom Henderson (1973-74)	135
Reggie Cross (1987-88)	135
9. Terry Houston (1989-90)	128
10. Troy Ostler (2000-01)	124

ANNUAL FT MADE LEADERS

Year	Player	FTM
1970-71	Jerome Freeman	110
1971-72	Jerome Freeman	84
1972-73	Tom Henderson	105
1973-74	Tom Henderson	135
1974-75	Victor Kelly	103
1975-76	Reggie Carter	117
1976-77	Gavin Smith	104
1977-78	Cliff Sanchez	61
1978-79	Thomas Loudon	78
1979-80	Aaron Strayhorn	97
1980-81	Aaron Strayhorn	82
1981-82	Clarence Dickerson	90
1982-83	Tony Webster	69
1983-84	Jack Miller	83
1984-85	Ray Arthur	64
1985-86	Kenny Walker	59
1986-87	Chris Gaines	103
1987-88	Reggie Cross	135
1988-89	Reggie Cross	145
1989-90	Chris Gaines	184
1990-91	Ray Reed	79
1991-92	Fabio Ribeiro	90
1992-93	Fabio Ribeiro	119
1993-94	Trevor Ruffin	113
1994-95	Tes Whitlock	89
1995-96	Anthony Harris	164
1996-97	Alike Smith	115
1997-98	Anthony Carter	111
1998-99	Mike Robinson	50
1999-00	Predrag Savovic	112
2000-01	Troy Ostler	124
2001-02	Predrag Savovic	106
2002-03	Carl English	122
2003-04	Michael Kuebler	81
	Julian Sensley	81
2004-05	Matt Gibson	74
2005-06	Julian Sensley	77
2006-07	Matt Lojeski	94
2007-08	Matt Gibson	112
2008-09	Roderick Flemings	144
2009-10	Roderick Flemings	102
2010-11	Zane Johnson	77
2011-12	Vander Joaquim	114
2012-13	Christian Standhardinger	121
2013-14	Christian Standhardinger	195

Bold indicates school record

FREE THROWS ATTEMPTED

CAREER

1. John Penebacker (1970-73)	582
2. Chris Gaines (1987-90)	521
3. Christian Standhardinger (2013-14)	442
4. Predrag Savovic (2000-02)	410
5. Vander Joaquim (2011-13)	405
6. Reggie Cross (1988-89)	374
7. Carl English (2001-03)	362
8. Alike Smith (1995-98)	359
9. Roderick Flemings (2009-10)	354
10. Terry Houston (1989-90)	341

SEASON

1. Christian Standhardinger (2013-14)	254
2. John Penebacker (1969-70)	224
3. Chris Gaines (1989-90)	215
4. Terry Houston (1989-90)	199
5. Roderick Flemings (2008-09)	198
6. Anthony Harris (1995-96)	197
7. Reggie Cross (1988-89)	189
8. Christian Standhardinger (2012-13)	188
9. Reggie Cross (1987-88)	185
10. Vander Joaquim (2011-12)	180

ANNUAL FT ATTEMPTED LEADERS

Year	Player	FTA
1970-71	Jerome Freeman	161
1971-72	John Penebacker	123
1972-73	Tom Henderson	129
1973-74	Tom Henderson	167
1974-75	Victor Kelly	126
1975-76	Reggie Carter	136
1976-77	Gavin Smith	136
	Brian Austin	136
1977-78	Tony Wells	108
1978-79	Thomas Loudon	113
1979-80	Aaron Strayhorn	120
1980-81	Aaron Strayhorn	106
1981-82	Clarence Dickerson	106
1982-83	Tony Webster	114
1983-84	Jack Miller	147
1984-85	Ray Arthur	101
1985-86	Anthony Jones	115
1986-87	Chris Gaines	124
1987-88	Reggie Cross	185
1988-89	Reggie Cross	189
1989-90	Chris Gaines	215
1990-91	Troy Bowe	110
1991-92	Phil Lott	128
1992-93	Fabio Ribeiro	145
1993-94	Trevor Ruffin	152
1994-95	Tony Maroney	136
1995-96	Anthony Harris	197
1996-97	Alike Smith	142
1997-98	Anthony Carter	142
1998-99	Johnny White	77
1999-00	Predrag Savovic	140
2000-01	Troy Ostler	176
2001-02	Carl English	154
2002-03	Carl English	167
2003-04	Julian Sensley	112
2004-05	Julian Sensley	92
2005-06	Julian Sensley	117
2006-07	Ahmet Gueye	135
2007-08	Matt Gibson	140
2008-09	Roderick Flemings	198
2009-10	Roderick Flemings	156
2010-11	Joston Thomas	126
2011-12	Vander Joaquim	180
2012-13	Christian Standhardinger	188
2013-14	Christian Standhardinger	254

FREE-THROW PERCENTAGE

CAREER (min. 2 years, 2 FT made/game)

1. Chris Gaines (1987-90)	.848
2. Clarence Dickerson (1981-82)	.834
3. Matt Lojeski (2006-07)	.830
4. Zane Johnson (2011-12)	.825
5. Tom Henderson (1973-74)	.811
6. Anthony Harris (1995-96)	.803
7. Matt Gibson (2005, '07-08)	.798
8. Alike Smith (1995-98)	.797
9. Aaron Strayhorn (1980-81)	.792
10. Predrag Savovic (2000-02)	.790

SEASON (min. 2 FT made/game)

1. Bobby Nash (2007-08)	.879
2. Chris Gaines (1987-88)	.874
3. Reggie Carter (1975-76)	.860
4. Matt Lojeski (2005-06)	.859
5. Chris Gaines (1989-90)	.856
6. Clarence Dickerson (1981-82)	.849
7. Predrag Savovic (2001-02)	.835
8. Keith Shamburger (2013-14)	.832
Anthony Harris (1995-96)	.832
10. Chris Gaines (1986-87)	.831
Matt Gibson (2004-05)	.831

ANNUAL FT PERCENTAGE LEADERS

Year	Player	FT%
1970-71	Dwight Holiday	.739
1971-72	Bob Nash	.768
1972-73	Tom Henderson	.814
1973-74	Tom Henderson	.808
1974-75	Victor Kelly	.817
1975-76	Reggie Carter	.860
1976-77	John Moore	.804
1977-78	Cliff Sanchez	.753
1978-79	Thomas Loudon	.690
1979-80	Aaron Strayhorn	.808
1980-81	Pop Dickerson	.804
1981-82	Clarence Dickerson	.849
1982-83	William Colston	.800
1983-84	Jack Miller	.728
1984-85	Garland Hughes	.742
1985-86	Kenny Walker	.808
1986-87	Chris Gaines	.831
1987-88	Chris Gaines	.874
1988-89	Chris Gaines	.800
1989-90	Chris Gaines	.856
1990-91	Chris Walz	.841
1991-92	Bert Woodard	.788
1992-93	Fabio Ribeiro	.821
1993-94	Trevor Ruffin	.743
1994-95	Tes Whitlock	.774
1995-96	Anthony Harris	.832
1996-97	Alike Smith	.810
1997-98	Alike Smith	.817
1998-99	Casey Cartwright	.767
1999-00	Nerijus Puida	.826
2000-01	Mindaugas Burneika	.816
2001-02	Predrag Savovic	.835
2002-03	Michael Kuebler	.811
2003-04	Jeff Blackett	.802
2004-05	Matt Gibson	.831
2005-06	Matt Lojeski	.859
2006-07	Dominic Waters	.867
2007-08	Bobby Nash	.879
2008-09	Lasha Parghalava	.820
2009-10	Jeremy Lay	.795
2010-11	Zane Johnson	.811
2011-12	Zane Johnson	.841
2012-13	Vander Joaquim	.764
2013-14	Keith Shamburger	.832

REBOUNDS

CAREER

1. Melton Werts (1973-76)	1,098
2. John Penebacker (1970-73)	870
3. Vander Joaquim (2011-13)	828
4. Bob Nash (1971-72)	721
5. Haim Shimonovich (2001-04)	631
6. Phil Martin (2001-04)	618
7. Tony Maroney (1994-95)	602
8. Julian Sensley (2004-06)	598
9. Tim Shepherd (1990-93)	577
10. Al Davis (1971-72)	537

SEASON

1. Bob Nash (1971-72)	361
2. Bob Nash (1970-71)	360
3. Melton Werts (1973-74)	343
4. Tony Maroney (1993-94)	323
5. Al Davis (1970-71)	310
6. Vander Joaquim (2011-12)	304
7. Melton Werts (1972-73)	300
8. Tony Maroney (1994-95)	279
9. Tommy Barker (1975-76)	268
10. Vander Joaquim (2010-11)	263

REBOUND AVERAGE

CAREER

1. Bob Nash (1971-72)	13.6
2. Melton Werts (1973-76)	10.5
3. Al Davis (1971-72)	9.9
4. Tony Maroney (1994-95)	9.7
5. Vander Joaquim (2011-13)	8.6
6. Reggie Cross (1988-89)	8.3
7. John Penebacker (1970-73)	8.2
8. Christian Standhardinger (2013-14)	8.1
Ahmet Gueye (2006-07)	8.1
10. Tony Wells (1978-79)	7.8

SEASON

1. Bob Nash (1971-72)	14.4
2. Bob Nash (1970-71)	12.9
3. Melton Werts (1973-74)	12.7
4. Melton Werts (1972-73)	11.5
5. Tommy Barker (1975-76)	10.3
6. Tommy Barker (1974-75)	9.9
7. Tony Maroney (1993-94)	9.8
Lewis Lillie (1968-69)	9.8
9. Tony Maroney (1994-95)	9.6
10. Vander Joaquim (2011-12)	9.5

ANNUAL REBOUNDING LEADERS

Year	Player	RPg
1970-71	Bob Nash	12.5
1971-72	Bob Nash	14.4
1972-73	Mel Werts	11.5
1973-74	Mel Werts	12.7
1974-75	Tommy Barker	9.9
1975-76	Tommy Barker	10.3
1976-77	Gavin Smith	6.5
1977-78	Tony Wells	7.3
1978-79	Tony Wells	8.3
1979-80	Eric Bowman	6.6
1980-81	Rodney Jones	5.4
1981-82	Rodney Jones	6.2
1982-83	Bobby Hancock	5.8
1983-84	Jack Miller	7.0
1984-85	Ray Arthur	7.9
1985-86	Anthony Jones	7.2
1986-87	Alan Andrus	7.1
1987-88	Reggie Cross	8.6
1988-89	Reggie Cross	8.1
1989-90	Terry Houston	7.0
1990-91	Tim Shepherd	7.5
1991-92	Tim Shepherd	5.7
1992-93	Tim Shepherd	6.4
1993-94	Tony Maroney	9.8
1994-95	Tony Maroney	9.6
1995-96	Justice Sueing	6.5
1996-97	Seth Sundberg	7.9
1997-98	Erin Galloway	6.4
1998-99	Mike Robinson	6.5
1999-00	Marquette Alexander	7.9
2000-01	Troy Ostler	5.9
2001-02	Haim Shimonovich	6.6
2002-03	Haim Shimonovich	6.5
2003-04	Julian Sensley	7.3
2004-05	Julian Sensley	6.9
2005-06	Ahmet Gueye	7.7
2006-07	Ahmet Gueye	8.4
2007-08	Riley Luettgerodt	4.9
2008-09	Bill Amis	6.5
2009-10	Petrus Balocka	8.0
2010-11	Vander Joaquim	8.2
2011-12	Vander Joaquim	9.5
2012-13	Vander Joaquim	8.2
2013-14	Christian Standhardinger	8.4

Bold indicates school record

DOUBLE-DOUBLES

CAREER

1. Melton Werts (1973-76)	53
2. Bob Nash (1972-73)	32
3. Tony Maroney (1993-94)	31
John Penebacker (1970-73)	31
5. Vander Joaquim (2011-12)	29
6. Al Davis (1970-71)	28
7. Tommy Barker (1975-76)	22
8. Christian Standhardinger (2013-14)	20
9. Reggie Cross (1988-89)	17
10. Terry Houston (1989-90)	14

SEASON

1. Melton Werts (1973-74)	18
Al Davis (1970-71)	18
3. Tony Maroney (1993-94)	17
4. Melton Werts (1973-74)	16
5. Bob Nash (1971-72)	16
Bob Nash (1970-71)	16
7. Tony Maroney (1994-95)	15
8. Vander Joaquim (2011-12)	12
Tommy Barker (1975-76)	12
John Penebacker (1970-71)	12

BLOCKED SHOTS

CAREER

1. Tony Maroney (1994-95)	173
2. Melton Werts (1973-76)	163
3. Haim Shimonovich (2001-04)	143
4. Ahmet Gueye (2006-07)	131
5. Bill Amis (2008-09, '11)	130
6. Vander Joaquim (2011-13)	129
7. Troy Ostler (2000-01)	88
8. Greg Hicks (1983-84)	86
9. Mike Robinson (1997-99)	78
Chris Botez (2006-07)	78

SEASON

1. Tony Maroney (1993-94)	103
2. Tony Maroney (1994-95)	70
3. Melton Werts (1972-73)	68
4. Ahmet Gueye (2006-07)	66
5. Ahmet Gueye (2005-06)	65
6. Haim Shimonovich (2001-02)	62
7. Vander Joaquim (2011-12)	58
8. Greg Hicks (1983-84)	56
9. Troy Ostler (2000-01)	51
Melton Werts (1973-74)	51

ANNUAL BLOCKED SHOTS LEADERS

Year	Player	Blk	Avg
1979-80	Eric Bowman	32	1.19
1980-81	Rodney Jones	27	1.13
1981-82	Rodney Jones	24	0.88
1982-83	Greg Hicks	30	1.07
1983-84	Greg Hicks	56	2.00
1984-85	Ray Arthur	22	0.79
1985-86	Rick Domonkos	19	0.73
1986-87	Rick Domonkos	22	0.76
	John Gabriel	22	0.76
1987-88	Bill Holcomb	24	1.04
1988-89	Reggie Cross	18	0.60
1989-90	Cliff Beaubrun	22	0.65
1990-91	Ray Reed	36	1.33
1991-92	Chris Walz	21	0.75
1992-93	Terrance Phillip	18	0.66
1993-94	Tony Maroney	103	3.12
1994-95	Tony Maroney	70	2.41
1995-96	Seth Sundberg	29	1.07
1996-97	Seth Sundberg	38	2.00
1997-98	Erin Galloway	41	1.41
1998-99	Erin Galloway	33	1.38
	Mike Robinson	33	1.27
1999-00	Troy Ostler	37	1.28
2000-01	Troy Ostler	51	1.82
2001-02	Haim Shimonovich	62	1.88
2002-03	Haim Shimonovich	39	1.39
2003-04	Haim Shimonovich	38	1.15
2004-05	Chris Botez	41	1.41
2005-06	Ahmet Gueye	65	2.50
2006-07	Ahmet Gueye	66	2.20
2007-08	Bill Amis	40	1.33
2008-09	Bill Amis	41	1.41
2009-10	Paul Campbell	28	0.97
2010-11	Bill Amis	49	2.22
2011-12	Vander Joaquim	58	1.81
2012-13	Vander Joaquim	31	1.00
2013-14	Davis Rozitis	24	0.83

ASSISTS

CAREER

1. Troy Bowe (1989-91)	412
2. Anthony Carter (1997-98)	403
3. Kalia McGee (1992-95)	392
4. William Colston (1982-85)	352
5. Tom Henderson (1973-74)	347
6. Alika Smith (1995-98)	344
7. Mark Campbell (2002-03)	343
8. Chris Gaines (1987-90)	332
9. Matt Gibson (2005, '07-08)	310
10. Julian Sensley (2004-06)	289

SEASON

1. Anthony Carter (1997-98)	212
2. Reggie Carter (1975-76)	199
3. Mark Campbell (2002-03)	192
4. Tom Henderson (1973-74)	191
Anthony Carter (1996-97)	191
6. Jace Tavita (2012-13)	181
7. Troy Bowe (1990-91)	177
8. Jeremiah Ostrowski (2011-12)	175
9. Keith Shamburger (2013-14)	166
10. Tom Henderson (1972-73)	156

ASSISTS AVERAGE (min. 2 years and 50 games)

CAREER

1. Anthony Carter (1997-98)	6.9
2. Tom Henderson (1973-74)	6.4
3. Mark Campbell (2002-03)	5.4
4. Jerome Freeman (1971-72)	5.3
5. Thomas Loudon (1979-80)	4.8
6. Nerijus Puida (2000-01)	4.5
7. Johnny White (1999-2000)	4.3
Troy Bowe (1989-91)	4.3
9. Jerald Wrightsil (1986-87)	4.1
David Hallums (1988-89)	4.1

SEASON

1. Reggie Carter (1975-76)	7.4
2. Anthony Carter (1997-98)	7.3
3. Jeremiah Ostrowski (2011-12)	7.0
4. Tom Henderson (1973-74)	6.8
5. Anthony Carter (1996-97)	6.6
6. Mark Campbell (2001-02)	6.2
7. Troy Bowe (1990-91)	6.1
8. Tom Henderson (1972-73)	6.0
9. Jace Tavita (2012-13)	5.7
10. Johnny White (1998-99)	5.5

ANNUAL ASSISTS LEADERS

Year	Player	Ast	Avg
1970-71	Jerome Freeman	152	5.4
1971-72	Jerome Freeman	135	5.2
1972-73	Tom Henderson	156	6.0
1973-74	Tom Henderson	191	6.8
1974-75	Victor Kelly	128	5.1
1975-76	Reggie Carter	199	7.4
1976-77	Gary Gray	114	4.2
1977-78	Gary Newsome	91	3.5
1978-79	Thomas Loudon	114	4.4
1979-80	Thomas Loudon	139	5.2
1980-81	Aaron Strayhorn	119	4.4
1981-82	Racky Sesler	111	4.1
1982-83	William Colston	97	3.5
1983-84	Andre Morgan	111	4.0
1984-85	William Colston	144	5.1
1985-86	Jerald Wrightsil	106	3.9
1986-87	Jerald Wrightsil	122	4.4
1987-88	David Hallums	100	4.4
1988-89	David Hallums	117	3.9
1989-90	Troy Bowe	142	4.1
1990-91	Troy Bowe	177	6.1
1991-92	Phil Lott	81	2.9
1992-93	Jarinn Akana	72	2.6
1993-94	Kalia McGee	135	4.1
1994-95	Kalia McGee	131	4.5
1995-96	Alika Smith	103	3.7
1996-97	Anthony Carter	191	6.6
1997-98	Anthony Carter	212	7.3
1998-99	Johnny White	144	5.5
1999-00	Nerijus Puida	135	4.7
2000-01	Nerijus Puida	137	4.4
2001-02	Mark Campbell	151	4.6
2002-03	Mark Campbell	192	6.2
2003-04	Logan Lee	113	3.4
2004-05	Julian Sensley	89	3.1
2005-06	Deonte Tatum	102	3.6
2006-07	Matt Lojeski	139	4.5
2007-08	Matt Gibson	121	4.8
2008-09	Kareem Nitoto	103	3.4
2009-10	Hiram Thompson	113	3.9
2010-11	Jeremiah Ostrowski	76	3.8
2011-12	Jeremiah Ostrowski	175	7.0
2012-13	Jace Tavita	181	5.7
2013-14	Keith Shamburger	166	5.4

Bold indicates school record

TURNOVERS

CAREER

1. Anthony Carter (1997-98)	274
2. Matt Gibson (2005, '07-08)	270
3. Chris Gaines (1987-90)	232
4. Carl English (2001-03)	223
5. Troy Bowe (1990-91)	221
William Colston (1982-85)	221
7. Phil Martin (2001-04)	210
Melton Werts (1973-76)	210
9. Predrag Savovic (2000-02)	208
10. Hiram Thompson (2006, '09-11)	203

SEASON

1. Anthony Carter (1997-98)	138
2. Anthony Carter (1996-97)	136
3. Reggie Carter (1975-76)	127
4. Johnny White (1998-99)	118
5. Matt Gibson (2007-08)	101
Carl English (2001-02)	101
7. John Moore (1976-77)	100
Jerald Wrightsil (1986-87)	100
9. Tony Wells (1977-78)	98

STEALS

CAREER

1. Tom Henderson (1973-74)	160
2. Alika Smith (1995-98)	152
3. Troy Bowe (1989-91)	146
4. Tony Webster (1981-83)	143
5. Matt Gibson (2005, '07-08)	142
Anthony Carter (1997-98)	142
7. Chris Gaines (1987-90)	127
8. Phil Martin (2001-04)	113
9. Phil Lott (1989-92)	111
10. Julian Sensley (2004-06)	108

SEASON

1. Tom Henderson (1972-73)	84
2. Anthony Carter (1996-97)	78
3. Tom Henderson (1973-74)	76
4. Tony Webster (1982-83)	72
5. Tony Webster (1980-81)	71
6. Racky Sesler (1981-82)	64
Anthony Carter (1997-98)	64
8. Troy Bowe (1989-90)	59
9. Mark Campbell (2001-02)	55
10. Alika Smith (1995-96)	52
Matt Lojeski (2006-07)	52
Matt Gibson (2006-07)	52

ANNUAL STEALS LEADERS

Year	Player	Stl	Avg
1979-80	Eric Bowman	32	1.19
1980-81	Tony Webster	71	2.63
1981-82	Racky Sesler	64	2.37
1982-83	Tony Webster	72	2.57
1983-84	Greg Hicks	37	1.32
1984-85	Ray Arthur	33	1.18
1985-86	Kenny Walker	31	1.11
1986-87	Chris Gaines	38	1.36
1987-88	Reggie Cross	32	1.10
1988-89	Reggie Cross	42	1.40
1989-90	Troy Bowe	59	1.69
1990-91	Troy Bowe	49	1.69
1991-92	Phil Lott	33	1.18
1992-93	Trevor Ruffin	29	1.07
	Tim Shepherd	29	1.04
1993-94	Trevor Ruffin	35	1.17
1994-95	Tes Whitlock	37	1.37
1995-96	Alika Smith	52	1.86
1996-97	Anthony Carter	78	2.69
1997-98	Anthony Carter	64	2.21
1998-99	Mike Robinson	38	1.46
1999-00	Nerijus Puida	41	1.41
2000-01	Predrag Savovic	39	1.26
2001-02	Mark Campbell	55	1.67
2002-03	Mark Campbell	51	1.65
2003-04	Julian Sensley	43	1.30
2004-05	Matt Gibson	40	1.38
2005-06	Matt Lojeski	35	1.25
2006-07	Matt Gibson	52	1.68
	Matt Lojeski	52	1.68
2007-08	Matt Gibson	47	1.88
2008-09	Roderick Flemings	35	1.17
2009-10	Hiram Thompson	32	1.10
2010-11	Jeremiah Ostrowski	26	1.30
2011-12	Jeremiah Ostrowski	27	1.08
2012-13	Christian Standhardinger	45	1.41
2013-14	Christian Standhardinger	42	1.35

H 1,000-POINT SCORERS

1. Chris Gaines

1,734

Guard • Waterloo, Iowa

- Three-time All-WAC selection
- All-WAC first team in 1989-90
- Career leader in points, field goals made and attempted, free throws made, free-throw percentage and 20-point games
- Scored career-high 32 points on Dec. 22, 1989, vs. Southern Illinois
- Scored freshman-record 30 points against San Diego State on Jan. 26, 1987
- Led team in scoring in three of his four seasons (Fr., So., Sr.)
- Member of back-to-back NIT squads, including 1989-90 squad that won 25 games and advanced to the NIT quarterfinals

YEAR	G	FG-A	PCT	3FG-A	PCT	FT-A	PCT	TP	AVG
1986-87	28	179-403	.444	19-68	.279	103-124	.831	480	17.1
1987-88	28	161-342	.471	22-70	.314	111-127	.874	455	16.3
1988-89	11	67-142	.472	5-21	.238	44-55	.800	183	16.6
1989-90	35	202-422	.479	28-85	.329	184-215	.856	616	17.6
TOTAL	102	609-1309	.465	74-244	.303	442-521	.848	1,734	17.0

2. John Penebacker

1,519

Forward/Center • Cincinnati, Ohio

- Second all-time in career points and rebounds
- Also career leader in free throws attempted
- Only player in school history to surpass both 1,500 points and 800 rebounds
- Member of the "Fabulous Five," the program's most storied squad
- Helped UH qualify for the NIT (1970-71) and NCAA Tournament (1971-72) for the first-time ever
- Ranked 10th in the nation in field-goal percentage in 1970-71
- 13th-round pick of the Cleveland Cavaliers in the 1973 NBA draft

YEAR	G	FG-A	PCT	3FG-A	PCT	FT-A	PCT	TP	AVG
1969-70	26	134-253	.530	-	-	136-224		404	15.5
1970-71	28	161-342	.471	-	-	92-139	.662	422	15.1
1971-72	11	67-142	.472	-	-	79-123	.642	363	13.9
1972-73	35	202-422	.479	-	-	68-96		330	12.7
TOTAL	106	572-1095	.522	-	-	375-582	.848	1,519	14.3

3. Alike Smith

1,415

Guard • Kailua, O'ahu

- The most prolific scorer ever from the state of Hawai'i
- Left the program as the all-time leader in 3-point field goals made and attempted
- Combined with Anthony Carter to become Hawai'i's "Dynamic Duo"
- Part of squad that captured first-ever WAC regular-season title (1996-97)
- Member of back-to-back NIT squads (1997, '98)

YEAR	G	FG-A	PCT	3FG-A	PCT	FT-A	PCT	TP	AVG
1994-95	26	21-48	.438	9-18	.279	7-13	.538	58	2.2
1995-96	28	110-237	.464	25-79	.314	61-78	.782	306	10.9
1996-97	29	172-351	.490	60-146	.238	115-142	.810	519	17.9
1997-98	29	181-411	.440	67-179	.329	103-126	.817	532	18.3
TOTAL	112	484-1047	.462	161-422	.382	286-359	.797	1,415	12.6

4. Predrag Savovic

1,414

Guard • Herceg Novi, Yugoslavia

- Associated Press honorable mention All-American
- Verizon Academic All-American pick
- Left as UH career leader in 3-pointers made (178) and attempted (471)
- Helped team to back-to-back NCAA Tournament appearances (2001, '02)
- Two-time all-WAC first-team selection (2001, '02)
- 2002 WAC Tournament MVP
- Played briefly for the NBA's Denver Nuggets

YEAR	G	FG-A	PCT	3FG-A	PCT	FT-A	PCT	TP	AVG
1999-2000	29	104-245	.424	42-108	.389	112-140	.800	362	12.5
2000-01	31	189-418	.452	61-171	.357	106-143	.741	545	17.6
2001-02	25	163-372	.438	75-192	.391	106-127	.835	507	20.3
TOTAL	85	456-1035	.441	178-471	.378	324-410	.790	1,414	16.6

5. Melton Werts

1,314

Forward • New York, NY

- Career leader in rebounds (1,098) and second in blocked shots (163)
- Only Rainbow Warrior to score more than 1,000 points and grab more than 1,000 rebounds
- Holds UH single-season (18) and career (53) records for double-doubles
- Key member of 1973-74 game that won a school-record 11 straight games and qualified for the NIT

YEAR	G	FG-A	PCT	3FG-A	PCT	FT-A	PCT	TP	AVG
1972-73	26	154-300	.513	-	-	31-51	.608	339	13.0
1973-74	27	142-295	.481	-	-	70-112	.625	354	13.1
1974-75	25	120-233	.515	-	-	32-68	.471	272	10.9
1975-76	27	148-278	.532	-	-	53-94	.564	349	12.9
TOTAL	104	564-1106	.509	-	-	186-325	.572	1,314	12.6

6. Phil Lott

1,290

Guard • Waterbury, CT

- All-WAC first team as a senior in 1991-92
- Scored career-high 30 points on three occasions
- Appeared in 120 games during his career
- Member of back-to-back NIT squads, including 1989-90 squad that won 25 games and advanced to the NIT quarterfinals

YEAR	G	FG-A	PCT	3FG-A	PCT	FT-A	PCT	TP	AVG
1988-89	28	42-116	.362	8-31	.258	12-18	.667	104	3.7
1989-90	35	104-211	.493	8-27	.296	31-54	.574	247	7.1
1990-91	29	157-365	.430	32-78	.410	75-94	.798	421	14.5
1991-92	28	197-416	.474	46-126	.365	78-128	.609	518	18.5
TOTAL	120	500-1108	.451	94-262	.359	196-294	.667	1,290	10.7

7. Carl English

1,259

Guard • Patrick's Cove, Newfoundland, Canada

- Two-time all-WAC pick, including first team in 2003
- Helped team to back-to-back NCAA Tournament appearances (2001, '02)
- Held single-season record for 3-pointers (89)
- 2001 WAC Tournament MVP as a redshirt freshman
- John Wooden Award nominee in junior year

YEAR	G	FG-A	PCT	3FG-A	PCT	FT-A	PCT	TP	AVG
1999-2000	2	1-1	1.000	-	-	2-2	.667	4	2.0
2000-01	28	47-100	.470	16-44	.364	26-39	.574	136	4.9
2001-02	33	178-374	.476	57-143	.399	99-154	.798	512	15.5
2002-03	31	198-463	.428	89-227	.392	122-167	.609	607	19.6
TOTAL	94	424-938	.452	162-414	.391	249-362	.667	1,259	13.4

8. Phil Martin

1,231

Forward • Hamilton, Ontario, Canada

- Four-year starter who owns school record for most games played (127)
- Started all but five games during career
- One of just two players in UH history to record 1,000 points, 500 rebounds and 100 steals in a career (Julian Sensley)
- Helped team to back-to-back NCAA Tournament appearances (2001, '02)

YEAR	G	FG-A	PCT	3FG-A	PCT	FT-A	PCT	TP	AVG
2000-01	30	106-169	.627	-	-	53-74	.716	265	8.8
2001-02	33	127-262	.485	-	-	43-75	.573	297	9.0
2002-03	31	148-281	.527	1-2	.500	58-90	.644	355	11.5
2003-04	33	132-285	.463	1-3	.333	49-62	.790	314	9.5
TOTAL	127	513-997	.515	2-5	.400	203-301	.674	1,231	9.7

9. Julian Sensley

1,230

Forward • Kailua, O'ahu

- Three-year starter
- Only player in UH history to rank in Top 10 in points, rebounds and assists
- Fourth player with 1,000 points and 500 rebounds
- Started 86 of 89 career games
- All-WAC first team and NABC District 13 second team in 2006
- Member of 2003-04 squad that advanced to the NIT quarterfinals

YEAR	G	FG-A	PCT	3FG-A	PCT	FT-A	PCT	TP	AVG
2003-04	33	148-307	.482	29-95	.305	81-112	.667	406	12.3
2004-05	29	135-308	.438	23-87	.264	56-92	.574	349	12.0
2005-06	27	174-390	.446	50-147	.340	77-117	.798	475	17.6
TOTAL	89	457-1005	.455	102-329	.310	214-321	.667	1,230	13.8

10. Vander Joaquim

1,205

Center • Luanda, Angola

- Two-time all-conference selection
- First team all-WAC and All-District VIII as a junior
- One of just two players in school history with at least 1,200 points, 800 rebounds and 100 blocks in a career (Melton Werts)
- Starting center on two postseason teams (2011 and '13 CIT)

YEAR	G	FG-A	PCT	3FG-A	PCT	FT-A	PCT	TP	AVG
2010-11	32	116-224	.518	0-3	.000	72-102	.706	304	9.5
2011-12	32	172-307	.560	0-0	.000	114-180	.633	458	14.3
2012-13	32	168-350	.480	13-32	.406	94-123	.764	443	13.8
TOTAL	96	456-881	.518	13-32	.371	280-405	.691	1,205	12.6

11. Matt Gibson

1,126

Guard • Oklahoma City, OK

- Three-year starter
- All-WAC newcomer team as a sophomore
- All-WAC second team and all-defensive team as a senior
- Left UH in the school's career top 10 in seven different categories, including three-pointers made, assists and steals

YEAR	G	FG-A	PCT	3FG-A	PCT	FT-A	PCT	TP	AVG
2004-05	29	128-289	.443	46-136	.338	74-89	.831	376	13.0
2005-06	2	2-8	.250	1-6	.167	4-6	.667	9	4.5
2006-07	31	107-241	.444	44-122	.361	59-77	.766	317	10.2
2007-08	25	137-294	.466	38-123	.309	112-140	.800	424	17.0
TOTAL	87	374-832	.450	129-387	.333	249-312	.798	1,126	13.4

12. Tom Henderson

1,082

Guard • New York, NY

- One of just five UH players to earn All-American honors
- A two-time All-American, including first-team honors in 1973-74
- UH's career leader in scoring average, steals and 30-point games
- One of three UH players to eclipse 1,000 points in just two seasons
- Member of the 1972 US Olympic Team
- Went on to play 10 years in the NBA for the Atlanta Hawks, Washington Bullets and Houston Rockets.

YEAR	G	FG-A	PCT	3FG-A	PCT	FT-A	PCT	TP	AVG
1972-73	26	205-445	.461	-	-	105-129	.720	515	19.8
1973-74	28	216-444	.486	-	-	135-167	.671	567	20.3
TOTAL	54	424-938	.473	162-414	.391	240-296	.692	1,082	20.0

13. Anthony Carter

1,070

Guard • Atlanta, GA

- A two-time honorable mention All-American and all-WAC pick
- 1996-97 WAC Pacific Division Player of the Year
- Career leader in assist average (6.9 apg)
- One of three UH players to eclipse 1,000 points in just two seasons
- Combined with Anthony Carter to become Hawai'i's "Dynamic Duo"
- Part of squad that captured first-ever WAC regular-season title (1996-97)
- Member of back-to-back NIT squads (1997, '98)
- Went on to play more than a dozen years in the NBA for the Miami Heat, Denver Nuggets, Minnesota Timberwolves, San Antonio Spurs, New York Knicks and Toronto Raptors

YEAR	G	FG-A	PCT	3FG-A	PCT	FT-A	PCT	TP	AVG
1996-97	29	211-426	.495	32-90	.356	89-138	.645	543	18.7
1997-98	29	191-422	.453	34-110	.309	111-142	.782	527	18.2
TOTAL	58	402-848	.474	66-200	.330	200-280	.714	1,070	18.4

14. Christian Standhardinger

1,064

Forward • Munich, Germany

- Two-time All-Big West first-team selection
- One of just two UH players (Predrag Savovic) named all-league 1st team twice
- One of just six players—and only two-year player—with 1,000 pts and 500 reb
- Single-season record holder in free throws made (195) and attempted (254)
- Ranks in Top 10 in career double-doubles (20) despite playing just two years

YEAR	G	FG-A	PCT	3FG-A	PCT	FT-A	PCT	TP	AVG
2012-13	32	184-361	.510	15-45	.333	121-188	.644	504	15.8
2013-14	31	176-371	.474	13-47	.277	195-254	.768	560	18.1
TOTAL	63	360-732	.492	28-92	.304	316-442	.715	1,064	16.9

15. Bobby Nash

1,022

Guard/Forward • Honolulu, O'ahu

- Spent five seasons in the program
- Freshman reserve on squad that advanced to the 2004 NIT quarterfinals
- Set single-season record for free-throw accuracy (.879)
- Hit game-winning 25-foot shot at the buzzer in 2004 Rainbow Classic semifinal win over Oral Roberts
- Son of Bob Nash, UH's first-ever All-American and former UH head coach
- Coached by his father during his senior campaign (2007-08)

YEAR	G	FG-A	PCT	3FG-A	PCT	FT-A	PCT	TP	AVG
2003-04	23	17-35	.486	7-17	.412	1-2	.500	42	1.8
2004-05	29	70-173	.405	27-68	.397	14-22	.636	181	6.2
2005-06	6	14-43	.326	8-24	.333	4-9	.444	40	6.7
2006-07	31	130-297	.438	41-125	.328	47-62	.758	348	11.2
2007-08	31	136-359	.379	59-171	.345	80-91	.879	411	13.7
TOTAL	104	367-907	.405	142-405	.351	146-186	.785	1,022	8.6

16. Reggie Cross

1,013

Forward • Fort Lauderdale, FL

- Among UH career leaders in scoring and rebounding (492)
- Scored career-high 30 points on Jan. 5, 1989, vs. Air Force
- All-WAC first team in 1989
- One of three UH players to eclipse 1,000 points in just two seasons
- Second-round pick of the Philadelphia 76ers in the 1989 NBA draft

YEAR	G	FG-A	PCT	3FG-A	PCT	FT-A	PCT	TP	AVG
1987-88	29	159-333	.477	1-2	.500	135-185	.730	454	15.7
1988-89	30	207-391	.529	-	-	145-189	.767	559	18.6
TOTAL	59	366-724	.505	1-2	.500	280-374	.749	1,013	17.1

H TOP INDIVIDUAL PERFORMANCES

POINTS

Pts	Player	Opp.	Date
45	Tony Davis	Cal State LA	2/6/59
42	Trevor Ruffin	Louisville	12/30/93
40	Gavin Smith	Houston Baptist	2/12/77
39	Roderick Flemings	Cal Poly	2/20/10
38	Trevor Ruffin	UTEP	2/17/94
37	Roderick Flemings	Eastern Washington	12/13/08
37	Tes Whitlock	Seton Hall	11/27/94
37	Gavin Smith	Oregon State	11/28/76
37	Gavin Smith	Southwestern Louisiana	3/5/77
37	Paul Hoffman	vs. Baylor	12/20/68
36	Dwain Williams	Saint Mary's	12/25/09
36	Reggie Cross	at Colorado State	2/27/88
36	Bob Nash	at Portland	1/15/72
35	Matt Lojeski	Boise State	3/3/07
35	Ray Reed	Pittsburgh	12/30/90
35	Andre Morgan	Cal State Fullerton	11/22/85
35	Dwight Holiday	Oklahoma City	2/18/72
35	Al Davis	at Loyola N.O.	1/5/71
34	Troy Ostler	Cal State Northridge	12/22/00
34	Lewis Lilly	Loyola	1/7/67
33	Carl English	at Tulsa	3/14/03
33	Carl English	at Fresno State	3/2/02
33	Matt Lojeski	Creighton	12/23/06
33	Anthony Carter	Gonzaga	3/16/98
33	Trevor Ruffin	Wyoming	1/8/94
33	Tom Henderson	vs Purdue	3/19/74
33	Howard Dunnam	Tahoe	12/23/69
32	Zane Johnson	at UC Davis	2/19/11
32	Julian Sensley	at New Mexico State	1/14/06
32	Predrag Savovic	UTEP	2/2/02
32	Anthony Carter	at Wyoming	2/13/97
32	Anthony Harris	Rhode Island	12/27/95
32	Ray Reed	North Texas	12/21/90
32	Ray Reed	New Mexico	1/19/91
32	Chris Gaines	Southern Illinois	12/22/89
32	Tommy Barker	Centenary	2/22/75
32	Tom Henderson	Memphis State	3/2/74
32	Tom Henderson	at South Alabama	1/2/73
32	Roy Walker	Idaho	2/15/65
31	Christian Standhardinger	vs. Chaminade	12/14/13
31	Christian Standhardinger	at UC Santa Barbara	1/26/13
31	Predrag Savovic	vs Nevada	3/8/02
31	Predrag Savovic	UTEP	1/11/01
31	Anthony Harris	at Brigham Young	2/17/96
31	Trevor Ruffin	at Brigham Young	1/23/93
31	Ray Reed	Illinois-Chicago	12/14/90
31	Chris Gaines	at San Francisco	12/20/88
31	Alan Andrus	Brown	12/23/86
31	Thomas Loudon	Nevada-Reno	12/27/79
31	Aaron Strayhorn	at San Diego State	1/8/80
31	Gavin Smith	New Mexico	12/10/76
31	Tom Henderson	St. Mary's	2/6/74
31	Tom Henderson	Loyola	12/21/73
31	Dwight Holiday	San Diego State	2/26/72
31	Al Davis	at San Diego State	2/4/71
31	Paul Hoffman	Southwestern Louisiana	2/27/69
30	Isaac Fotu	at UC Irvine	1/25/14
30	Bobby Nash	Illinois	11/16/07
30	Carl English	Fresno State	1/13/03
30	Carl English	Rice	1/30/03
30	Troy Ostler	at Nevada	2/8/01
30	Anthony Carter	at Air Force	1/9/97
30	Alika Smith	at Colorado State	2/15/97
30	Anthony Harris	Saint Louis	11/26/95
30	Anthony Harris	Illinois	12/29/95
30	Phil Lott	Arizona	12/1/91
30	Phil Lott	Southwest Missouri State	11/25/90
30	Phil Lott	Wichita State	12/29/90
30	Chris Gaines	vs. Kansas State	11/25/89
30	Chris Gaines	San Diego State	1/26/87
30	Reggie Cross	Air Force	1/5/89
30	Gavin Smith	Houston Baptist	2/11/77
30	John Penebacker	at Pepperdine	1/12/71

FIELD GOALS MADE

FG	Player	Opp.	Date
18	Gavin Smith	SW Louisiana	3/5/77
17	Gavin Smith	Oregon State	11/28/76
17	Gavin Smith	Houston Baptist	2/12/77
17	Paul Hoffman	Baylor	12/20/68
16	Roderick Flemings	Eastern Washington	12/13/08
16	Bob Nash	at Portland	1/15/72
15	Roderick Flemings	Cal Poly	2/20/10
15	Trevor Ruffin	Louisville	12/30/93
15	Reggie Cross	at Colorado State	2/27/88
15	Al Davis	at Loyola N.O.	1/5/1971
15	Howard Dunnam	vs. Tahoe	12/23/69

FIELD GOALS ATTEMPTED

FGA	Player	Opp.	Date
32	Gavin Smith	SW Louisiana	3/5/77
30	Roderick Flemings	Cal Poly	2/20/10
29	Gavin Smith	Lamar	12/18/76
29	Gavin Smith	Houston	12/29/76
29	Gavin Smith	Fairfield	1/13/77
29	Tom Henderson	Mississippi State	1/3/73
28	Gavin Smith	Houston Baptist	2/12/77
27	Phil Lott	Montana State	11/29/91
27	Gavin Smith	Nebraska	12/2/76
27	Tommy Barker	Centenary	2/22/75
27	Jimmie Baker	Grambling	3/1/75
27	Al Davis	San Diego State	2/25/72
27	Paul Hoffman	Baylor	12/20/68

FIELD-GOAL PERCENTAGE (MIN. 10 MADE)

PCT	Player	Opp.	Date
1.000	Jim Halm (10-10)	Nebraska	12/13/67
.929	Thomas Loudon (13-14)	Nevada	12/27/79
.917	Marv Vitatoe (11-12)	UC Irvine	12/1/72
.917	Al Davis (11-12)	Brigham Young	12/30/70
.909	Tony Webster (10-11)	San Diego State	1/22/83

3-PT FIELD GOALS MADE

3FG	Player	Opp.	Date
10	Trevor Ruffin	Louisville	12/30/93
9	Zane Johnson	at UC Davis	2/19/11
8	Carl English	Tulsa	2/1/03
7	Brandon Jawato	UC Riverside	1/5/13
7	Zane Johnson	New Mexico State	1/21/12
7	Matt Lojeski	Boise State	3/3/07
7	Michael Kuebler	IUPUI	12/29/03
7	Mike McIntyre	at Fresno State	3/2/02
7	Tes Whitlock	at San Diego State	2/3/96
7	Tes Whitlock	vs. Seton Hall	11/27/94

3-PT FIELD GOALS ATTEMPTED

3FA	Player	Opp.	Date
15	Zane Johnson	at UC Davis	2/19/11
14	Carl English	Tulsa	2/1/03
14	Mike McIntyre	at Fresno State	3/2/02
14	Tes Whitlock	North Carolina	12/22/94

3-PT FIELD-GOAL PERCENTAGE (MIN. 6 MADE)

PCT	Player	Opp.	Date
1.000	Brandon Jawato (7-7)	UC Riverside	1/5/13
1.000	Matt Lojeski (7-7)	Boise State	3/3/07
1.000	Matt Gibson (6-6)	UW-Milwaukee	2/19/05
.919	Trevor Ruffin (10-11)	Louisville	12/30/93
.857	Zane Johnson (6-7)	Utah State	1/29/11
.857	Jason Carter (6-7)	Nebraska	3/22/04
.778	Michael Kuebler (7-9)	IUPUI	12/29/03
.750	Matt Lojeski (6-8)	Michigan State	11/19/05
.750	Mike McIntyre (6-8)	at Tulsa	1/26/02
.750	Jarinn Akana (6-8)	North Carolina	12/1/93

FREE THROWS MADE

FM	Player	Opp.	Date
19	Chris Gaines	Texas A&M	11/27/89
16	Christian Standhardinger	vs. Chaminade	12/14/13
16	Dwain Williams	St. Mary's	12/25/09
16	Aaron Strayhorn	Nevada	12/27/79
15	Gavin Smith	New Mexico	12/10/76
14	Christian Standhardinger	vs. Cal State Northridge	3/13/14
14	Keith Shamburger	Cal State Fullerton	3/8/14
14	Christian Standhardinger	Saint Mary's	12/23/13

FREE THROWS ATTEMPTED

FA	Player	Opp.	Date
24	Harvey Lee	Santa Clara	12/20/54
22	Christian Standhardinger	vs. Chaminade	12/14/13
22	Chris Gaines	Texas A&M	11/27/89
18	Dwain Williams	St. Mary's	12/25/09
18	Tony Webster	Brigham Young	2/10/83
18	Aaron Strayhorn	Nevada	12/27/79
18	John Penebacker	Washington State	12/5/69
18	John Penebacker	Linfield	1/10/69

FREE-THROW PERCENTAGE (MIN. 10 MADE)

PCT	Player	Opp.	Date
1.000	Victor Kelly (13-13)	San Jose State	12/26/74
1.000	Hauns Brereton (12-12)	UC Irvine	2/9/13
1.000	Tom Henderson (12-12)	Memphis State	3/2/74
1.000	John Penebacker (12-12)	Louisville	12/29/72
1.000	C. Standhardinger (11-11)	UC Riverside	1/18/14
1.000	Anthony Harris (11-11)	vs. New Mexico	2/24/96
1.000	Anthony Harris (11-11)	at New Mexico	1/10/96
1.000	Chris Gaines (11-11)	Southern Illinois	12/22/89
1.000	Reggie Carter (11-11)	San Francisco	12/13/75
1.000	Harvey Harmon (11-11)	USC	12/8/65
1.000	Isaac Fotu (10-10)	at Cal State Fullerton	2/15/14
1.000	Keith Shamburger (10-10)	at Northern Arizona	12/7/13
1.000	Zane Johnson (10-10)	Portland	3/15/11
1.000	Matt Gibson (10-10)	Long Beach State	2/17/07
1.000	Riley Luettgerodt (10-10)	at Long Beach State	2/17/07
1.000	Carl English (10-10)	Fresno State	1/13/03
1.000	Chris Gaines (10-10)	North Carolina	11/28/86
1.000	Anthony Jones (10-10)	Long Beach State	12/3/85
1.000	Tom Henderson (10-10)	Louisville	12/29/72

REBOUNDS

REB	Player	Opp.	Date
30	Bob Nash	Arizona State	12/30/71
26	Bob Nash	at Loyola	1/4/72
25	Bob Nash	at Rhode Island	1/7/71
23	Bob Nash	Pepperdine	1/22/72
23	Bob Nash	Redlands	1/28/72
22	Melton Werts	Westmont College	12/7/73
22	Melton Werts	UNLV	12/16/72
22	Bob Nash	Linfield	12/11/71
21	Melton Werts	South Alabama	11/30/73
21	Melton Werts	New Mexico	1/19/73
20	Petras Balocka	Lamar	12/6/09
20	Bob Nash	Alaska	2/12/71
20	Tommy Barker	Washington	1/24/76

ASSISTS

AST	Player	Opp.	Date
19	Reggie Carter	San Francisco	12/12/75
18	Victor Kelly	Centenary	2/22/75
13	Jeremiah Ostrowski	New Mexico State	3/9/12
13	Anthony Carter	Ball State	12/15/96
13	Troy Bowe	Wyoming	1/31/91

STEALS

ST	Player	Opp.	Date
9	Tony Webster	Air Force	1/29/83
8	Tony Webster	McNeese State	12/13/80
7	Tony Webster	Northern Iowa	1/2/83
6	Riley Luettgerodt	Utah State	2/16/08
6	Anthony Carter	Memphis	12/30/96
6	Alika Smith	Utah	1/13/96
6	Tony Webster	San Diego State	1/22/83
6	Racky Sesler	at Colorado State	1/22/82
6	Aaron Strayhorn	UNLV	2/7/80

BLOCKED SHOTS

BL	Player	Opp.	Date
8	Mike Robinson	San Jose State	2/25/99
8	Tony Maroney	at Utah	1/12/95
8	Melton Werts	San Diego	2/24/73
7	Vander Joaquim	at Nevada	1/14/12
7	Ahmet Gueye	at San Jose State	2/24/07
6	Bill Amis	Nevada	2/14/11
6	Bill Amis	Prairie View A&M	12/1/08
6	Tony Maroney	Boston	12/27/94
6	Tony Maroney	New Mexico	1/7/95
6	Tony Maroney	Mercer	12/17/93
6	Ray Reed	at Air Force	1/12/91

TURNOVERS

TO	Player	Opp.	Date
13	Craig Murray	San Jose State	2/25/99
11	Eric Bowman	at Utah	1/12/1995
10	Tommy Barker	San Diego	2/24/73
9	Anthony Carter	at Nevada	1/14/12
9	Anthony Carter	at San Jose State	2/24/07
9	Henry Hollingsworth	Nevada	2/14/11
9	Tom Henderson	Prairie View A&M	12/1/08
9	Jerome Freeman	Boston	12/27/94
9	Jerome Freeman	New Mexico	1/7/95
9	Dwight Holiday	Mercer	12/17/93

TRIPLE DOUBLE

Date	Player	Opp.	Stat
12/26/75	Reggie Carter	Yale	12 pts, 11 reb, 12 ast

30 POINTS, 15 REBOUNDS

Date	Player	Opp.	Stat
1/26/13	Christian Standhardinger	UC Santa Barbara	31 pts, 16 reb
2/22/75	Tommy Barker	Centenary	32 pts, 18 reb
1/15/72	Bob Nash	Portland	36 pts, 15 reb
1/5/71	Al Davis	Loyola	35 pts, 17 reb

20 POINTS, 20 REBOUNDS

Date	Player	Opp.	Stat
12/6/09	Petras Balocka	Lamar	20 pts, 20 reb
1/26/13	Melton Werts	South Alabama	22 pts, 21 reb
2/22/75	Tommy Barker	UNLV	27 pts, 22 reb
1/4/72	Bob Nash	Loyola Marymount	24 pts, 26 reb
12/30/71	Bob Nash	Arizona State	27 pts, 30 reb
12/10/71	Bob Nash	Linfield	26 pts, 22 reb

CONSECUTIVE 30-POINT GAMES

Anthony Harris
 32 points vs. Rhode Island, 12/27/95
 30 points vs. Illinois, 12/29/95

Gavin Smith
 30 points vs. Houston Baptist, 2/11/77
 40 points vs. Houston Baptist, 2/12/77

POINTS

125	Pepperdine	1/22/72
121	Lewis & Clark	1/23/71
117	Memphis State	3/2/74
117	Portland	2/9/73
117	Oklahoma City	2/18/72
115	Linfield	12/11/71
114	Hawai'i-Hilo	11/21/13
109	Rice	1/4/74
109	Oklahoma City	2/19/72
108	North Texas	12/21/90
108	UCSD	2/23/73
107	McNeese State	12/12/80
106	Weber State	12/8/75
106	at Grambling	1/6/75
106	Redlands	1/28/72
106	Linfield	12/23/70
105	Nevada-Reno	12/27/79
105	Trinity	1/16/71
104	vs. Chaminade	12/15/12
104	UTEP	2/17/94
104	Centenary	2/18/77
104	at Loyola N.O.	1/5/71
104	Alaska	2/12/71

FIELD GOALS MADE

57	Pepperdine	1/22/72
52	Portland	2/9/73
52	UC San Diego	2/23/73
49	Oklahoma City	2/18/72
48	Linfield	12/11/71
48	Lewis & Clark	1/23/71
47	Hawai'i-Hilo	11/21/13
47	North Texas	12/21/90
47	UC Irvine	12/1/72
47	Redlands	1/28/72
47	Oklahoma City	2/19/72

FIELD GOALS ATTEMPTED

117	Alaska	2/12/71
103	UC San Diego	2/23/73
103	San Diego State	2/25/72
101	Redlands	1/28/72
100	Pepperdine	1/22/72
99	UC Irvine	12/1/72
97	Trinity	12/16/71
96	Linfield	12/19/70
95	Hawai'i- Hilo	11/30/81
95	Linfield	12/11/71
95	Oklahoma City	2/19/72

FIELD-GOAL PERCENTAGE (20 MADE)

.708	UTEP (34-48)	1/21/89
.679	Seton Hall (36-53)	11/27/94
.659	Wyoming (29-44)	1/11/92
.653	North Texas (47-72)	12/21/90
.643	Tennessee (27-42)	12/29/83

3-POINT FIELD GOALS MADE

14	SMU	1/12/02
14	at Fresno State	3/2/02
13	at San Jose State	2/5/05
13	vs. TCU	3/8/01
13	at North Carolina	12/1/93
12	vs. Chicago State	12/17/10
12	Louisiana Tech	2/10/07
12	vs. Nevada	3/8/02
12	Tulsa	2/21/02
12	at SMU	2/7/02
12	at Tulsa	3/10/01
12	San Diego State	1/23/99
12	Louisville	12/30/93

3-POINT FIELD GOALS ATTEMPTED

33	at Tulsa	3/10/01
32	at Fresno State	3/2/02
27	North Dakota	11/20/12
27	South Carolina State	12/29/11
27	Florida State	12/22/10
27	at SMU	2/12/05
27	SMU	1/12/02
27	Long Beach State	1/30/14
26	vs. Boise State	3/13/08
26	vs. Utah State	3/8/07
26	vs. Syracuse	3/16/01
26	North Carolina	12/22/94

3-POINT FG PERCENTAGE (10 MADE)

.714	Fresno State (10-14)	2/1/01
.625	UC Riverside (10-16)	1/5/13
.625	Idaho (10-16)	2/2/06
.619	at North Carolina (13-21)	12/1/93
.600	Louisiana Tech (12-20)	2/10/07
.600	Louisville (12-20)	12/30/93

FREE THROWS MADE

35	Alabama-Birmingham	12/23/00
35	San Jose State	1/28/00
34	vs. Texas A&M	11/27/89
34	UNLV	1/19/79
34	Oregon	12/1/75
33	Linfield	1/10/70
32	vs. Chaminade	12/14/13
32	New Mexico	2/24/96
32	Villanova	12/30/91
32	New Mexico	12/10/76

FREE-THROWS ATTEMPTED

51	Linfield	1/10/70
48	Texas A&M	11/27/89
48	New Mexico	12/10/76
46	Northwestern State	12/16/06
46	UNLV	1/19/79
46	Oregon	12/1/75
45	vs. Chaminade	12/14/13
45	San Jose State	1/28/00
45	Washington State	12/5/69
44	Alabama-Birmingham	12/23/00
44	Montana State	11/25/88
44	Florida	12/29/86
44	San Diego State	1/23/86
44	Nevada	12/27/79

FREE THROW PERCENTAGE (15 MADE)

.970	New Mexico (32-33)	2/24/96
.957	at Utah (22-33)	1/12/89
.952	Iowa State (20-21)	11/24/08
.950	San Jose State (19-20)	2/4/06
.947	SMU (18-19)	1/13/05
.947	Colorado State (18-19)	2/15/90

MOST REBOUNDS

83	Georgia Tech	2/20/71
73	Linfield	12/19/70
70	Redlands	1/28/72
68	New York	12/26/70
65	Pepperdine	1/22/72
65	Georgia Tech	2/20/71
63	Lewis & Clark	1/16/71
63	Alaska	2/12/71
61	College of the Ozarks	12/23/80
61	Meiji	12/13/74

MOST ASSISTS

33	Portland	2/9/73
31	Westmont College	12/8/73
31	Trinity	1/16/71
30	TCU	2/22/01
30	Seattle University	12/4/89
30	McNeese State	12/12/80
30	Memphis State	3/2/74
29	Norfolk State	1/3/98
29	Long Island	12/13/97
29	North Texas	12/21/90
29	Grambling	2/28/75
29	Centenary	2/26/71

MOST STEALS

20	Tennessee Tech	12/9/88
19	Pacific Lutheran	12/15/79
17	Pacific Lutheran	12/14/79
16	Oregon State	11/19/06
16	at UTEP	1/30/81
16	at Colorado State	2/7/81
16	Wyoming	1/2/80
15	at Nevada	1/1/05
15	Long Beach State	12/9/07
15	San Francisco	12/27/89

MOST BLOCKED SHOTS

13	Nevada	1/5/06
11	San Jose State	2/4/06
11	Prairie View A&M	12/1/08
11	at Stanford	1/19/77
10	New Mexico State	1/21/12
10	Utah State	1/29/07
10	San Jose State	2/25/99
9	many, last vs. Chaminade	12/14/13

MOST TURNOVERS

36	at Oregon State	1/15/74
35	Long Island	12/13/97
34	at Seton Hall	1/9/76
33	Houston	12/21/77
33	at Providence	1/15/77
33	at Jacksonville	1/27/69
30	Gonzaga	1/20/78
30	Houston	1/3/70
30	New Mexico	12/5/68

MOST PERSONAL FOULS

39	UNLV	1/19/79
35	Seton Hall	12/27/85
35	Mississippi State	1/3/73
35	vs. Weber State	3/11/72
33	at New Mexico State	1/13/11
33	UNLV	12/7/83
33	U.S. International	11/30/79
33	Alabama-Birmingham	2/16/79
33	at Westmont	2/4/72
32	at Brigham Young	2/17/96
32	San Diego State	1/22/83
32	Hawai'i- Hilo	11/30/81
32	at Wyoming	1/25/82
32	at Centenary	1/11/78

TOP INDIVIDUAL PERFORMANCES - CONFERENCE

POINTS (INDIVIDUAL RECORDS)

PT	Player	Opp.	Date
38	Trevor Ruffin	UTEP	2/17/94
35	Matt Lojeski	Boise State	3/3/07
33	Carl English	Fresno State	3/2/02
33	Trevor Ruffin	Wyoming	1/8/94
32	Predrag Savovic	UTEP	2/2/02
32	Julian Sensley	New Mexico	1/14/06
32	Julian Sensley	at New Mexico State	1/14/06
32	Anthony Carter	Wyoming	2/13/97
32	Ray Reed	New Mexico	1/19/91
32	Predrag Savovic	UTEP	1/11/01
31	Christian Standhardinger	UC Santa Barbara	1/26/13
31	Anthony Harris	Brigham Young	2/17/96
31	Trevor Ruffin	Brigham Young	1/23/93
31	Aaron Strayhorn	San Diego State	1/8/80
30	Isaac Fotu	at UC Irvine	1/25/14
30	Carl English	Fresno State	1/13/03
30	Carl English	Rice	1/30/03
30	Troy Ostler	Nevada	2/8/01
30	Alika Smith	Colorado State	2/15/97
30	Reggie Cross	Air Force	1/5/89
30	Chris Gaines	San Diego State	1/26/87

FIELD GOALS MADE

FG	Player	Opp.	Date
15	Reggie Cross	Colorado State	2/27/88
14	Troy Ostler	Nevada	2/8/01
14	Clarence Dickerson	UNLV	2/4/82
13	Isaac Fotu	at UC Irvine	1/25/14
13	Isaac Fotu	Cal State Fullerton	1/3/13
13	Jack Miller	Brigham Young	2/14/84

FIELD GOALS ATTEMPTED

FGA	Player	Opp.	Date
25	Anthony Carter	New Mexico	2/22/97
25	Trevor Ruffin	Wyoming	1/8/94
24	Anthony Carter	Fresno State	2/1/97
24	Ray Reed	New Mexico	1/19/91
24	Phil Lott	San Diego State	3/2/91
24	Jack Miller	Brigham Young	2/14/84

FIELD-GOAL PERCENTAGE (MIN. 10 MADE)

PCT	Player	Opp.	Date
.909	Tony Webster (10-11)	San Diego State	1/22/83
.882	Reggie Cross (15-17)	Colorado State	2/27/88
.824	Troy Ostler (14-17)	at Nevada	2/8/01
.813	Isaac Fotu (13-16)	at UC Irvine	1/25/14
.813	Isaac Fotu (13-16)	Cal State Fullerton	1/3/13

3-PT FIELD GOALS MADE

3FM	Player	Opp.	Date
8	Carl English	Tulsa	2/1/03
7	Brandon Jawato	UC Riverside	1/5/13
7	Zane Johnson	New Mexico State	1/21/12
7	Matt Lojeski	Boise State	3/3/07
7	Mike McIntyre	at Fresno State	3/2/02
7	Tes Whitlock	at San Diego State	2/3/96

3-PT FIELD GOALS ATTEMPTED

3A	Player	Opp.	Date
14	Carl English	Tulsa	2/1/03
14	Mike McIntyre	Fresno State	3/2/02
13	Tes Whitlock	UTEP	2/22/96
13	Tes Whitlock	Brigham Young	1/14/95

3-PT FIELD-GOAL PERCENTAGE (MIN. 6 MADE)

PCT	Player	Opp.	Date
1.000	Brandon Jawato (7-7)	UC Riverside	1/3/13
1.000	Matt Lojeski (7-7)	Boise State	3/3/07
1.000	Jake Sottos (6-6)	UTEP	1/20/05
.750	Mike McIntyre (6-8)	at Tulsa	1/26/02

FREE THROWS MADE

FT	Player	Opp.	Date
14	Keith Shamburger	Cal State Fullerton	3/8/14
13	Anthony Harris	Colorado State	1/4/96
12	Hauns Brereton	UC Irvine	2/9/13
12	Reggie Cross	vs. Air Force	3/3/88

FREE THROWS ATTEMPTED

FTA	Player	Opp.	Date
18	Tony Webster	Brigham Young	2/10/83
17	Christian Standhardinger	at UC Santa Barbara	1/26/13
16	Keith Shamburger	Cal State Fullerton	3/8/14
16	Anthony Harris	Colorado State	1/4/96
16	Tony Maroney	Air Force	2/11/95
16	Troy Bowe	Brigham Young	1/14/89

FREE-THROW PERCENTAGE (MIN 10 MADE)

PCT	Player	Opp.	Date
1.000	Hauns Brereton (12-12)	UC Irvine	2/9/13
1.000	C. Standhardinger (11-11)	UC Riverside	1/18/14
1.000	Anthony Harris (11-11)	New Mexico	2/24/96
1.000	Anthony Harris (11-11)	New Mexico	1/10/96
1.000	Isaac Fotu (10-10)	at Cal State Fullerton	2/15/14
1.000	Carl English (10-10)	Fresno State	1/13/03

MOST REBOUNDS

REB	Player	Opp.	Date
19	Vander Joaquim	at Cal State Northridge	3/7/13
18	Tony Bowman	San Diego State	2/9/80
17	Reggie Cross	Air Force	3/3/88
16	Christian Standhardinger	at UC Santa Barbara	1/26/13
16	Vander Joaquim	Fresno State	1/12/12
16	Tony Maroney	Colorado State	3/2/95

MOST ASSISTS

A	Player	Opp.	Date
13	Troy Bowe	Wyoming	1/31/91
12	Johnny White	San Diego State	1/23/99
12	Anthony Carter	Rice	2/19/98
12	Tes Whitlock	Brigham Young	2/17/96
12	Kalia McGee	San Diego State	1/28/95

MOST STEALS

S	Player	Opp.	Date
9	Tony Webster	Air Force	1/29/83
6	Riley Luettgerodt	Utah State	2/16/08
6	Alika Smith	Utah	1/13/96
6	Tony Webster	San Diego State	1/22/83
6	Racky Sesler	Colorado State	1/22/82

MOST BLOCKED SHOTS

B	Player	Opp.	Date
8	Mike Robinson	San Jose State	2/25/99
8	Tony Maroney	Utah	1/12/95
7	Vander Joaquim	Nevada	1/14/12
7	Ahmet Gueye	San Jose State	2/24/07

MOST TURNOVERS

T	Player	Opp.	Date
9	Anthony Carter	Fresno State	2/2/98
9	Anthony Carter	Wyoming	2/13/97

BUZZER BEATERS

NOT ONCE, NOT TWICE, BUT...

Crosetti Speight's desperation shot from 36 feet out lifted UH over Wyoming, 65-63, Jan. 27, 1983, at the Neal S. Blaisdell Center. A month later, Speight's 17-footer sank Air Force, 56-55, on Feb. 28 in Colorado Springs. The next year, Speight did it again. A half-court shot stunned the Utah crowd and gave UH a 69-68 victory, Feb. 16, 1984, in Salt Lake City.

A LONG SHOT

Terry Houston's shot—deflected by New Mexico's Luc Longley—at the buzzer helped UH upset the Lobos, 71-70, March 4, 1989, in the regular-season finale at The Pit in Albuquerque, N.M.

"YES, YES, YES..."

In the words of KFVE-TV announcer and voice of the Rainbows, Jim Leahey, following Trevor Ruffin's banked 3-pointer from the top of the key after driving the length of the court for a 69-66 victory over rival Brigham Young, Jan. 22, 1994, at the Neal S. Blaisdell Center.

DE JA VU BYU

Tes Whitlock's desperation shot from the corner as time expired gave UH a 73-70 victory over Brigham Young, Feb. 16, 1995, at the Stan Sheriff Center. The win marked the second consecutive year UH beat BYU at the buzzer. The play was a finalist for an ESPY Award.

CLASSIC FINISH

Down 54-52 in the waning seconds of his team's Rainbow Classic semifinal game against Oral Roberts, Bobby Nash drained a 25-footer at the buzzer for a dramatic 55-54 win, Dec. 22, 2004, at the Stan Sheriff Center.

TAMING THE DOGS

Petras Balocka's tip-in at the buzzer off a Bill Amis missed jumper gives UH a 54-53 win at Louisiana Tech Jan. 29, 2009. Less than a month earlier, UH beat the Bulldogs, 65-64, on an Amis jumper with less than seven seconds remaining.

TWO TIMES IS THE CHARM

UH was the beneficiary of two dramatic buzzer-beaters to upset nationally-ranked Xavier on the second day of the 2011 Hawaiian Airlines Diamond Head Classic. Hauns Brereton's double-clutch three-pointer with two seconds left sent the game into overtime. Joston Thomas then nailed a short baseline jumper with 0.8 seconds left to lift UH to an 84-82 win.

TAMING THE TITANS

Garrett Jefferson hit a floating jumper at the buzzer to lift the University of Hawai'i men's basketball team to an astounding 90-88 comeback win over Cal State Fullerton at the Stan Sheriff Center on Mar. 8, 2014.

MOST POINTS

Pts	Opp	Date
104	UTEP	2/17/94
102	TCU	2/22/01
100	UC Riverside	1/18/14
98	San Diego State	1/22/83
97	Fresno State	2/10/96
96	TCU	2/10/00
95	Wyoming	2/24/94
94	Long Beach State	2/7/13
94	New Mexico State	1/31/08
94	SMU	2/14/98
94	Brigham Young	2/17/96
94	San Diego State	2/3/96
92	Tulsa	2/27/04
92	Boise State	3/3/07
92	New Mexico	2/13/87
91	New Mexico State	1/21/12
91	Fresno State	2/1/01
91	Rice	2/29/04
91	San Diego State	1/28/95
90	at UC Irvine	1/25/14
90	at UC Davis	1/23/14
90	Cal State Fullerton	1/3/13
90	Tulsa	1/26/02
90	TCU	1/15/00
90	Rice	2/19/00
90	Fresno State	2/28/98

FIELD GOALS MADE

FG	Opp.	Date
42	TCU	2/10/00
38	San Diego State	1/22/83
37	San Diego State	1/28/95
37	New Mexico	2/13/87
37	Brigham Young	2/14/84
37	Air Force	1/29/83

FIELD GOALS ATTEMPTED

FG	Opp.	Date
83	San Diego State	1/28/84
83	Brigham Young	2/28/80
79	Wyoming	1/10/91

FIELD-GOAL PERCENTAGE (MIN 20 MADE)

FGP	Opp.	Date
.708	UTEP (34-48)	1/21/89
.659	Wyoming (28-44)	1/11/92
.638	New Mexico (30-47)	2/14/85
.633	Idaho (31-48)	2/2/06
.633	San Diego State (38-60)	1/22/83

3-POINT FIELD GOALS MADE

FG	Opp.	Date
14	SMU	1/12/02
14	Fresno State	3/2/02
13	San Jose State	2/5/05
12	SMU	2/7/02
12	Louisiana Tech	2/10/02
12	Tulsa	2/21/02
12	San Diego State	1/23/99

3-POINT FIELD GOALS ATTEMPTED

FG	Opp.	Date
32	Fresno State	3/2/02
27	Long Beach State	1/30/14
27	SMU	1/12/02
27	SMU	2/12/05

3-POINT FG PERCENTAGE (10 MADE)

FGP	Opp.	Date
.714	Fresno State (10-14)	2/1/01
.625	UC Riverside (10-16)	1/5/13
.625	Idaho (10-16)	2/2/06
.600	Louisiana Tech (12-20)	2/10/07

FREE THROWS MADE

FTM	Opp.	Date
35	San Jose State	1/28/00
32	New Mexico	2/24/96
30	San Diego State	1/28/96

FREE THROWS ATTEMPTED

FTA	Opp.	Date
45	San Jose State	1/28/00
44	San Diego State	1/23/86
41	Brigham Young	2/17/96

FREE-THROW PERCENTAGE (20 MIN ATT)

FTP	Opp.	Date
.970	New Mexico (32-33)	2/24/96
.957	Utah (22-33)	1/12/89
.950	San Jose State (19-20)	2/4/06

MOST REBOUNDS

RPG	Opp.	Date
53	San Jose State	1/25/07
51	San Diego State	1/8/80
50	Tulsa	1/31/04
50	Fresno State	2/2/98
50	San Diego State	1/23/86

MOST ASSISTS

APG	Opp.	Date
30	TCU	2/22/01
27	SMU	92/12/00
26	Nevada	2/3/07
26	SMU	2/15/01
26	Tulsa	1/22/00
26	San Diego State	1/23/99
26	Brigham Young	1/14/85
26	San Diego State	2/9/80

MOST STEALS

SPG	Opp.	Date
16	UTEP	1/30/81
16	Colorado State	2/7/81
16	Wyoming	1/2/80

MOST BLOCKED SHOTS

BPG	Opp.	Date
13	Nevada	1/5/06
11	San Jose State	2/4/06
10	Utah State	1/29/07

MOST TURNOVERS

TGP	Opp.	Date
29	San Diego State	2/20/99
27	San Diego State	1/25/97
25	San Diego State	2/4/95

MOST PERSONAL FOULS

FPG	Opp.	Date
33	New Mexico State	1/13/11
32	Brigham Young	2/17/96
32	San Diego State	1/22/83
32	Wyoming	1/25/82

TOP INDIVIDUAL PERFORMANCES - BIG WEST

POINTS

PT	Player	Opp.	Date
31	Christian Standhardinger	UC Santa Barbara	1/26/13
30	Isaac Fotu	at UC Irvine	1/25/14
29	Christian Standhardinger	UC Davis	2/22/14
29	Isaac Fotu	Cal State Fullerton	1/3/13
27	Christian Standhardinger	at UC Riverside	2/3/14
27	Christian Standhardinger	UC Riverside	1/18/14
26	Isaac Fotu	Cal Poly	2/8/14
26	Christian Standhardinger	at Cal State Northridge	3/7/13
24	Isaac Fotu	at Cal State Fullerton	2/15/14
23	Christian Standhardinger	at UC Riverside	1/3/13

FIELD GOALS MADE

FG	Player	Opp.	Date
13	Isaac Fotu	at UC Irvine	1/25/14
13	Isaac Fotu	Cal State Fullerton	1/3/13
10	Isaac Fotu	Cal Poly	2/8/14
10	Christian Standhardinger	UC Davis	2/22/14
10	Christian Standhardinger	at UC Santa Barbara	1/26/13

FIELD GOALS ATTEMPTED

FGA	Player	Opp.	Date
19	Christian Standhardinger	at UC Riverside	2/3/14
19	Vander Joaquim	at Cal State Northridge	3/7/13
17	Garrett Nevels	at UC Irvine	1/25/14
17	Christian Standhardinger	at Cal State Northridge	3/7/13

FIELD-GOAL PERCENTAGE (MIN. 10 MADE)

PCT	Player	Opp.	Date
.813	Isaac Fotu (13-16)	at UC Irvine	1/25/14
.813	Isaac Fotu (13-16)	Cal State Fullerton	1/3/13
.769	Isaac Fotu (10-13)	Cal Poly	2/8/14

3-PT FIELD GOALS MADE

3FM	Player	Opp.	Date
7	Brandon Jawato	UC Riverside	1/5/13
5	Jace Tavita	UC Santa Barbara	2/28/13

3-PT FIELD GOALS ATTEMPTED

3A	Player	Opp.	Date
9	Brandon Spearman	at UC Irvine	1/25/14
9	Brandon Jawato	at UC Irvine	1/9/13
8	Brandon Spearman	Cal State Northridge	2/1/14
8	Keith Shamburger	at Cal State Northridge	1/11/14

3-PT FIELD-GOAL PERCENTAGE (MIN. 6 MADE)

PCT	Player	Opp.	Date
1.000	Brandon Jawato (7-7)	UC Riverside	1/3/13
.833	Jace Tavita (5-5)	UC Santa Barbara	2/28/13

FREE THROWS MADE

FT	Player	Opp.	Date
14	Keith Shamburger	Cal State Fullerton	3/8/14
12	Hauns Brereton	UC Irvine	2/9/13
11	Christian Standhardinger	UC Riverside	1/18/14
11	Christian Standhardinger	UC Santa Barbara	1/26/13

FREE THROWS ATTEMPTED

FTA	Player	Opp.	Date
17	Christian Standhardinger	at UC Santa Barbara	1/26/13
16	Keith Shamburger	Cal State Fullerton	3/8/14
13	Christian Standhardinger	at UC Davis	1/23/14

FREE-THROW PERCENTAGE (MIN 10 MADE)

PCT	Player	Opp.	Date
1.000	Hauns Brereton (12-12)	UC Irvine	2/9/13
1.000	C. Standhardinger (11-11)	UC Riverside	1/18/14
1.000	Isaac Fotu (10-10)	at Cal State Fullerton	2/15/14

MOST REBOUNDS

REB	Player	Opp.	Date
19	Vander Joaquim	at Cal State Northridge	3/7/13
16	Christian Standhardinger	at UC Santa Barbara	1/26/13
15	Christian Standhardinger	Cal State Fullerton	3/8/14
13	Christian Standhardinger	at UC Riverside	2/3/14
13	Christian Standhardinger	Long Beach State	2/7/14
13	Christian Standhardinger	at UC Irvine	1/9/13
13	Christian Standhardinger	Cal Poly	2/8/14
12	Vander Joaquim	Cal State Fullerton	1/3/13

MOST ASSISTS

A	Player	Opp.	Date
11	Keith Shamburger	at UC Irvine	1/25/14
10	Keith Shamburger	at UC Riverside	2/13/14
9	Keith Shamburger	at Cal State Fullerton	2/15/14
8	Quincy Smith	at UC Santa Barbara	3/6/14
8	Keith Shamburger	UC Davis	2/22/14
8	Jace Tavita	at Pacific	2/16/13
8	Jace Tavita	at UC Davis	2/14/13
8	Jace Tavita	at UC Riverside	1/31/13
8	Jace Tavita	at UC Santa Barbara	1/26/13

MOST STEALS

S	Player	Opp.	Date
5	Christian Standhardinger	at UC Davis	1/23/14
4	Christian Standhardinger	at Cal State Fullerton	2/2/13
4	Garrett Jefferson	UC Davis	1/19/13

MOST BLOCKED SHOTS

B	Player	Opp.	Date
3	Vander Joaquim	Cal Poly	3/2/13
3	Isaac Fotu	at UC Riverside	1/31/13
3	Isaac Fotu	at UC Santa Barbara	1/26/13
3	Davis Rozitis	Cal State Northridge	12/29/12
3	Vander Joaquim	Cal State Northridge	12/29/12

MOST TURNOVERS

T	Player	Opp.	Date
5	Numerous Players		

OPPONENT

POINTS

PT	Player	Opp.	Date
40	Corey Hawkins	UC Davis	1/19/13
37	Josh Greene	at Cal State Northridge	3/7/13
29	Corey Hawkins	UC Davis	2/22/14
29	Alex Harris	at Cal State Fullerton	2/15/14
29	Mike Caffey	Long Beach State	1/30/14

REBOUNDS

Reb	Player	Opp.	Date
17	Alan Williams	UC Santa Barbara	2/6/14

ASSISTS

Ast	Player	Opp.	Date
11	Paolo Mancasola	UC Davis	1/19/13

3-PT FIELD GOALS MADE

3FM	Player	Opp.	Date
8	Corey Hawkins	UC Davis	1/19/13

FREE THROWS MADE

FT	Player	Opp.	Date
12	Josh Greene	Cal State Northridge	3/7/13
12	Lorenzo McCloud	at Pacific	2/16/13
12	Corey Hawkins	UC Davis	1/19/13

H TOP TEAM PERFORMANCES - BIG WEST

HIGHS

POINTS

Pts	Opp	Date
100	UC Riverside	1/18/14
94	Long Beach State	2/7/13
90	at UC Irvine	1/25/14
90	at UC Davis	1/23/14
90	Cal State Fullerton	1/3/13
87	at UC Riverside	2/13/14
86	UC Davis	2/22/14

FIELD GOALS MADE

FG	Opp.	Date
36	Cal State Fullerton	1/3/13
34	UC Riverside	1/18/14
32	last at UC Santa Barbara	3/6/14

FIELD GOALS ATTEMPTED

FG	Opp.	Date
71	Cal State Northridge	2/1/14
69	at UC Santa Barbara	3/6/14
69	UC Riverside	1/18/14

FIELD-GOAL PERCENTAGE (MIN 20 MADE)

FGP	Opp.	Date
.582	at UC Davis (32-55)	1/23/14
.571	UC Davis (32-56)	2/22/14
.563	Cal State Fullerton (36-64)	1/3/13
.551	UC Riverside (27-49)	1/5/13

3-POINT FIELD GOALS MADE

FG	Opp.	Date
11	Long Beach State	1/30/14
10	UC Riverside	1/5/13
8	UC Santa Barbara	2/28/13

3-POINT FIELD GOALS ATTEMPTED

FG	Opp.	Date
27	Long Beach State	1/30/14
24	Cal State Northridge	2/1/14

3-POINT FG PERCENTAGE (10 MADE)

FGP	Opp.	Date
.625	UC Riverside (10-16)	1/5/13

FREE THROWS MADE

FTM	Opp.	Date
25	UC Riverside	1/18/14
25	at UC Santa Barbara	1/26/13
24	3x, last vs. Cal State Fullerton	3/8/14

FREE THROWS ATTEMPTED

FTA	Opp.	Date
39	at UC Santa Barbara	1/26/13
34	Cal State Fullerton	3/8/14
32	UC Riverside	1/18/14

FREE-THROW PERCENTAGE (20 MIN ATT)

FTP	Opp.	Date
.923	Cal State Fullerton (24-26)	2/15/14
.870	UC Irvine (20-23)	2/20/14

REBOUNDS

Reb	Opp.	Date
46	Long Beach State	2/7/13
46	at UC Irvine	2/9/13
46	Cal State Northridge	12/29/12

ASSISTS

Ast	Opp.	Date
20	Cal State Fullerton	1/3/13
19	at UC Riverside	2/13/14

MOST STEALS

Stl	Opp.	Date
12	UC Davis	1/19/13
10	at Cal State Northridge	1/11/14

BLOCKED SHOTS

Blk	Opp.	Date
7	Cal State Northridge	12/29/12
6	at UC Riverside	1/31/13

TURNOVERS

To	Opp.	Date
23	Long Beach State	2/7/13
23	Pacific	1/17/13

PERSONAL FOULS

PF	Opp.	Date
28	UC Riverside	1/18/14
27	at Pacific	1/27/13
25	at UC Santa Barbara	3/6/14

LOWS

POINTS

Pts	Opp	Date
56	UC Irvine	2/20/14
59	at Cal Poly	1/24/13
60	Pacific	1/17/13
61	at Long Beach State	2/27/14
61	Cal Poly	3/2/13

FIELD GOALS MADE

FG	Opp.	Date
16	UC Irvine	2/20/14
19	Pacific	1/17/13
19	UC Santa Barbara	2/28/13

FIELD GOALS ATTEMPTED

FG	Opp.	Date
47	Cal Poly	2/8/14
48	UC Santa Barbara	2/28/13
49	UC Riverside	1/5/13

FIELD-GOAL PERCENTAGE (MIN 20 MADE)

FGP	Opp.	Date
.296	UC Irvine (16-54)	2/20/14
.356	at UC Irvine (21-59)	1/9/13
.368	UC Santa Barbara (25-68)	2/6/14

3-POINT FIELD GOALS MADE

FG	Opp.	Date
2	Cal Poly	2/8/14
3	3x, last vs. UC Santa Barbara	2/6/14

3-POINT FIELD GOALS ATTEMPTED

FG	Opp.	Date
9	at Cal State Fullerton	2/15/14
10	Cal State Northridge	12/29/12
10	at UC Santa Barbara	1/26/13

3-POINT FG-PERCENTAGE (10 MADE)

FGP	Opp.	Date
.158	UC Santa Barbara (3-19)	2/6/14
.182	Cal Poly (2-11)	2/8/14
.188	UC Irvine (3-16)	2/9/13

FREE THROWS MADE

FTM	Opp.	Date
7	at UC Santa Barbara	3/6/14
7	at Long Beach State	1/12/13

FREE THROWS ATTEMPTED

FTA	Opp.	Date
9	at UC Davis	2/14/13
11	at Long Beach State	2/27/14

FREE-THROW PERCENTAGE (20 MIN ATT)

FTP	Opp.	Date
.516	Cal State Northridge	12/29/12
.636	Cal State Northridge	2/1/14

REBOUNDS

Reb	Opp.	Date
21	at Cal Poly	1/21/13
28	at UC Riverside	1/3/13
28	Cal Poly	3/2/13

ASSISTS

Ast	Opp.	Date
7	UC Santa Barbara	2/6/14
7	UC Irvine	2/20/14

STEALS

Stl	Opp.	Date
2	4x, last at Long Beach State	2/27/14

BLOCKED SHOTS

Blk	Opp.	Date
0	Cal Poly	2/8/14
0	UC Davis	1/19/13

TURNOVERS

To	Opp.	Date
3	Cal Poly	3/2/13
6	Cal State Northridge	2/1/14
7	UC Irvine	2/9/13

PERSONAL FOULS

PF	Opp.	Date
12	Cal Poly	3/2/13
12	UC Irvine	2/9/13

OPPONENT

POINTS

	Pts, Opp	Date
Hi	93, UC Davis	1/19/13
Lo	52, Pacific	1/17/13

FG PERCENTAGE

	Pct, Opp	Date
Hi	.600, Long Beach State	1/30/14
Lo	.309, Pacific	1/17/13

3-POINT FIELD GOALS MADE

	3FG, Opp	Date
Hi	16, UC Davis	1/19/13
Lo	3, 4x, last at UC Irvine	1/25/14

FREE THROWS MADE

	FT, Opp	Date
Hi	28, UC Santa Barbara	3/6/14
Lo	2, at Long Beach State	2/27/14

REBOUNDS

	Reb, Opp	Date
Hi	42, UC Santa Barbara	2/6/14
Lo	21, Long Beach State	2/7/13

LARGEST MARGIN OF VICTORY (All games)

MARGIN	SCORE	OPPONENT	DATE
67	110-43	BYU-Hawai'i	1962-63
57	106-49	Redlands	1/28/72
51	114-63	Hawai'i-Hilo	11/21/13
46	121-75	Lewis & Clark	1/23/71
44	85-41	Oregon State	11/19/06
42	115-73	Linfield	12/11/71
40	98-58	Tennessee Tech	12/9/88
39	97-58	Westmont	12/8/73
38	101-63	New York	12/26/70
38	105-67	Trinity	1/16/71
38	117-79	Portland	2/9/73

LARGEST MARGIN OF VICTORY (Conference games)

MARGIN	SCORE	OPPONENT	DATE
31	100-69	UC Riverside	1/18/14
30	92-62	Tulsa	2/27/04
30	88-58	Air Force	1/11/90
29	91-62	San Diego State	1/28/95
27	90-63	Rice	2/19/00
26	69-43	Fresno State	2/5/09
26	71-45	San Jose State	1/8/05

LARGEST MARGIN OF DEFEAT (All games)

MARGIN	SCORE	OPPONENT	DATE
59	55-111	Washington	1/28/66
56	65-121	at West Virginia	1/24/70
55	67-122	Utah	1/22/66
54	62-116	at Oklahoma City	1966-67
53	47-100	vs. Portland	11/25/93
51	60-111	Iowa	12/30/69
46	74-120	Boston College	12/29/64
44	54-98	at Utah State	1/11/10
42	84-126	at TCU	2/12/98
39	64-103	at TCU	1/4/01

LARGEST MARGIN OF DEFEAT (Conference games)

MARGIN	SCORE	OPPONENT	DATE
44	54-98	at Utah State	1/11/10
42	73-115	at New Mexico State	2/23/12
42	84-126	at TCU	2/12/98
39	64-103	at TCU	1/4/01
36	57-93	New Mexico	1/18/86
36	46-82	Utah	1/13/96

LONGEST WIN STREAK (All teams)

GAMES	TEAM TO END STREAK	BEGAN	ENDED
22	Central Washington	1947-48	1947-48
19	Luke Field	1929-30	1932-33
13	Subpac	1949-50	1950-51
11	Missouri	11/30/73	1/10/74
10	Duke	11/27/89	12/30/89
10	Oakland Bittners	1948-49	1948-49

LONGEST WIN STREAK (Collegiate teams)

GAMES	TEAM TO END STREAK	BEGAN	ENDED
11	Missouri	11/30/73	1/10/74
10	Duke	11/27/89	12/30/89
9	San Jose State	12/19/01	1/19/02
9	Loyola Marymount	12/2/71	1/4/72
8	Fresno State	11/23/04	12/23/04
8	Wyoming	12/29/81	1/25/82
8	San Francisco	2/22/75	12/13/75
8	Westmont	1/8/72	2/4/72
8	San Diego State	1/11/71	2/4/71

LONGEST CONFERENCE WIN STREAK (Regular season)

GAMES	TEAM TO END STREAK	BEGAN	ENDED
6	Rice	1/5/04	1/28/04
6	San Jose State	12/27/01	1/19/02
5	UC Davis	1/26/13	2/14/13
5	Louisiana Tech	1/24/02	2/9/02
5	UTEP	2/14/98	2/28/98
5	New Mexico	2/6/97	2/22/97
5	Fresno State	1/11/97	2/1/97
5	New Mexico	1/22/83	2/5/83
5	Wyoming	1/9/82	1/25/82

LONGEST HOME WIN STREAK (Collegiate teams)

GAMES	TEAM TO END STREAK	BEGAN	ENDED
26	Louisville	12/2/71	12/29/72
24	San Jose State	12/19/01	2/15/03
20	Centenary	2/26/70	2/27/71
12	San Diego State	1/13/01	12/14/01
11	Illinois-Chicago	1/18/90	12/14/90
11	St. Mary's	11/30/73	1/25/74

LONGEST HOME WIN STREAK (Stan Sheriff Center)

GAMES	TEAM TO END STREAK	BEGAN	ENDED
24	San Jose State	12/19/01	2/15/03
13	Louisiana Tech	2/14/04	1/13/05
12	San Diego State	1/13/01	12/14/01
10	SMU	11/26/99	1/12/00
7	Florida State	2/27/10	12/22/10
7	TCU	12/19/97	1/19/98
7	Arkansas State	3/1/97	12/14/97
7	Fresno State	12/30/96	2/27/97

LONGEST LOSING STREAK (All teams)

GAMES	TEAM TO END STREAK	BEGAN	ENDED
29	Fordham	12/10/77	12/27/78
21	Montana	12/8/65	12/27/66
13	San Diego State	12/5/85	1/23/86
13	Loyola (MD)	2/13/87	12/21/87
11	Cal State Los Angeles	1954-55	1954-55
11	Japan National Team	1966-67	1966-67
11	St. Mary's (CA)	1/25/86	11/29/86
11	San Diego State	12/23/86	1/26/87

LONGEST LOSING STREAK (Collegiate teams)

GAMES	TEAM TO END STREAK	BEGAN	ENDED
29	Fordham	12/10/77	12/27/78
19	Montana	12/6/65	1966-67
15	Loyola Marymount	1954-55	1956-57
13	Montana State	1963-64	1964-65
13	San Diego State	12/5/85	1/23/86
13	Loyola (MD)	2/13/87	12/21/87

LONGEST CONFERENCE LOSING STREAK (Regular season)

GAMES	TEAM TO END STREAK	BEGAN	ENDED
16	San Diego State	1/25/86	1/26/87
10	Air Force	1/21/88	3/3/88
8	Nevada	1/21/10	2/27/10
7	Utah	1/28/84	2/16/84
7	Air Force	1/3/85	1/26/85
7	San Diego State	1/4/96	1/28/96

H OVERTIME GAMES/SEASON OPENERS

OVERTIME GAMES

Date	OPPONENT	W/L	Score	OT
2/13/52	St. Mary's	W	61-60	2OT
1952-53	at USC	L	54-59	OT
12/22/53	at California	L	70-73	2OT
1/28/56	Utah	L	85-89	OT
12/23/58	at Westmont	W	73-71	OT
12/16/60	at Seattle Pacific	W	71-66	2OT
12/6/61	Pepperdine	L	65-70	OT
1962-63	Tennessee State	L	78-79	OT
1963-64	Tennessee State	W	67-65	2OT
2/5/69	Centenary	W	75-73	OT
2/6/69	Centenary	W	84-81	OT
2/11/69	Puget Sound	W	85-84	OT
3/22/71	vs. Oklahoma	W	88-87	2OT
12/27/71	Northwestern	W	85-83	OT
1/6/73	at Georgia Tech	L	82-85	OT
2/16/73	Centenary	L	71-78	OT
12/21/73	Loyola Marymount	W	82-73	OT
12/13/75	San Francisco	L	103-105	2OT
1/12/76	at St. John's	L	71-74	OT
2/9/76	at Long Beach State	L	65-67	OT
2/16/76	at San Jose State	L	76-77	OT
3/1/76	Portland	W	65-62	OT
1/28/77	San Diego	W	90-83	OT
1/19/79	UNLV	L	96-97	OT
12/7/79	Oregon State	L	74-75	OT
12/27/79	Nevada	W	105-101	OT
1/5/80	Colorado State	W	80-78	OT
1/8/80	at San Diego State	W	78-76	OT
12/30/80	Clemson	L	71-75	OT
1/5/81	Wyoming	L	66-71	OT
2/18/82	at New Mexico	L	77-78	OT
1/2/83	Northern Iowa	W	62-57	OT
3/3/83	New Mexico	L	61-63	4OT
2/9/84	New Mexico	L	44-46	OT
1/14/85	Brigham Young	L	78-88	OT
3/4/85	at Colorado State	L	68-73	OT
11/28/85	NE Louisiana	W	87-84	OT
1/23/86	San Diego State	W	83-80	OT
12/18/86	Toledo	W	76-75	2OT
12/30/86	Kansas	L	80-81	OT
12/11/87	Hartford	L	65-68	OT
12/12/87	Idaho	L	82-83	2OT
12/29/87	Texas A&M	L	78-80	OT
1/5/89	Air Force	W	83-81	2OT
1/3/91	Utah	L	60-63	OT
2/21/91	at San Diego State	W	84-79	OT
3/8/91	vs. Brigham Young	L	71-73	OT
1/30/92	at Air Force	W	74-72	OT
1/23/93	at Brigham Young	L	80-84	OT
2/20/93	at UTEP	L	67-68	OT
2/10/94	at Utah	L	74-81	OT
2/17/94	UTEP	W	104-103	OT
2/24/94	at Wyoming	W	95-94	3OT
12/29/95	Illinois	L	80-82	3OT
2/13/97	at Wyoming	W	70-68	OT
1/29/00	San Jose State	W	84-75	OT
3/10/00	at Fresno State	L	100-103	2OT
1/20/01	San Jose State	W	65-64	OT
3/10/01	at Tulsa	W	78-72	OT
12/30/02	Butler	W	81-78	OT
1/4/03	at Boise State	L	63-65	OT
2/1/03	Tulsa	W	73-67	OT
3/13/03	vs. Rice	W	62-61	OT
12/15/03	Oregon State	W	70-67	OT
12/30/03	Fairfield	W	50-49	OT
1/31/04	at Tulsa	W	73-71	2OT
1/27/05	Rice	W	75-72	OT
1/5/06	Nevada	W	73-69	OT
1/13/07	Nevada	L	66-68	OT
2/28/08	Idaho	L	77-85	OT

Date	OPPONENT	W/L	Score	OT
11/17/08	Idaho State	W	67-64	OT
1/29/11	Utah State	L	84-89	2OT
2/14/11	Nevada	W	69-67	OT
12/23/11	Xavier	W	84-82	OT
1/12/12	at Fresno State	W	74-68	OT
2/4/12	at San Jose State	W	83-81	OT
11/16/12	Illinois	L	77-78	OT
1/25/14	at UC Irvine	W	90-86	OT
2/20/14	UC Irvine	L	56-60	OT
3/13/14	vs. CSUN	L	84-87	OT

Number of OT games: 80

All-time Record: 42-38

Home: 28-22

Road: 12-14

Neutral: 2-2

Most in a season: 5, 1975-76

Most consecutive : 3 (Feb. 5-11, 1969)

Longest OT game: 4 OT (3/3/83 vs. New Mexico)

SEASON OPENERS (since 1969-70)

Date	OPPONENT	W/L	Score	Margin
1969-70	Washington State	L	83-94	-11
1970-71	Whittier	W	81-72	+9
1971-72	Oregon State	W	89-71	+18
1972-73	UC Irvine	W	99-75	+24
1973-74	South Alabama	W	82-69	+13
1974-75	Rutgers	L	70-75	-5
1975-76	Oregon	W	80-66	+14
1976-77	Oregon State	L	76-91	-15
1977-78	Santa Clara	L	57-80	-23
1978-79	at Brigham Young	L	69-93	-24
1979-80	U.S. International	W	87-72	+15
1980-81	San Francisco	L	95-98	-3
1981-82	Lamar	L	58-62	-4
1982-83	UH-Hilo	W	98-64	+34
1983-84	Hardin-Simmons	W	92-86	+6
1984-85	Pepperdine	W	79-78	+1
1985-86	Cal State Fullerton	W	79-76	+3
1986-87	North Carolina	L	78-98	-20
1987-88	at Vanderbilt	L	62-91	-29
1988-89	Montana State	W	96-80	+16
1989-90	at Alaska-Anchorage	W	79-74	+5
1990-91	SW Louisiana	W	94-86	+8
1991-92	Montana State	W	71-55	+16
1992-93	Tulsa	L	63-68	-5
1993-94	vs. Portland	L	47-100	-53
1994-95	St. Bonaventure	W	82-72	+10
1995-96	Dayton	W	78-72	+6
1996-97	Texas-Pan American	W	76-48	+28
1997-98	Indiana	W	82-65	+17
1998-99	California	L	60-71	-11
1999-00	Tennessee Martin	W	84-68	+16
2000-01	Louisville	L	71-86	-15
2001-02	Norfolk State	W	76-52	+24
2002-03	Arkansas-Little Rock	W	81-65	+16
2003-04	UC Santa Barbara	L	51-57	-6
2004-05	Mississippi Valley State	W	71-58	+13
2005-06	Michigan State	W	84-62	+22
2006-07	at UNLV	L	59-73	-14
2007-08	San Diego	L	72-73	-1
2008-09	San Francisco	L	70-75	-5
2009-10	Southern Utah	W	65-48	+17
2010-11	Montana State	W	77-59	+18
2011-12	Cal State Northridge	W	86-67	+19
2012-13	Maryland Eastern Shore	W	76-64	+12
2013-14	Tennessee State	W	85-55	+30

Record in season-openers since 1969-70: 28-17

Home games: 27-13

Road games: 1-3

Neutral game: 0-1

100-POINT GAMES

Date	OPPONENT	W/L	Score
1958-59	Cal State L.A.	W	116-107
1962-63	BYU-Hawaii	W	110-43
12/7/67	Miami (FL)	W	110-76
12/23/70	Linfield	W	106-79
1/5/71	at Loyola (NO)	L	104-111
1/12/71	at Pepperdine	W	103-88
1/16/71	Trinity (TX)	W	105-67
1/23/71	Lewis & Clark	W	121-75
2/12/71	Alaska-Fairbanks	W	104-79
12/11/71	Linfield	W	115-73
1/22/72	Pepperdine	W	125-88
2/18/72	Oklahoma City	W	117-97
2/19/72	Oklahoma City	W	109-95
1/28/72	Redlands	W	106-49
2/9/73	Portland	W	117-79
2/23/73	UC San Diego	W	108-72
1/4/74	Rice	W	109-75
3/2/74	Memphis	W	117-85
1/6/75	Grambling	W	106-94
12/8/75	Weber State	W	106-88
12/13/75	San Francisco (2 ot)	L	103-105
2/11/77	Houston Baptist	W	102-82
2/18/77	Centenary	W	104-79
12/15/79	Pacific Lutheran	W	101-89
12/27/79	Nevada	W	105-101
12/12/80	McNeese State	W	107-75
12/27/80	Loyola Marymount	W	102-79
11/30/81	Hawai'i-Hilo	W	102-76
12/21/87	Loyola (MD)	W	102-69
12/21/90	North Texas	W	108-100
2/17/94	UTEP (2 ot)	W	104-103
12/13/97	Long Island	W	102-83
3/3/00	Fresno State	L	100-103
12/23/00	Alabama-Birmingham	W	100-86
2/22/01	TCU	W	102-87
11/24/02	Texas A&M-C.C.	W	100-81
12/29/11	South Carolina State	W	100-73
12/15/12	Chaminade	W	104-93
11/21/13	Hawai'i-Hilo	W	114-63
1/18/14	UC Riverside	W	100-69

Number of 100-point games: 40

UH record when scoring 100 points: 37-3

Most 100-point games in a season: 7, 1970-71

Most consecutive 100-point games: 2, 3x (last 2/18/72 to 2/19/72)

OPPONENT 100-POINT GAMES

Date	OPPONENT	W/L	Score
1954-55	at Utah	L	67-109
1958-1959	at Cal State L.A.	L	68-102
12/9/59	at Seattle	L	68-102
1963-64	at Cal State L.A.	L	76-100
1963-64	at Pacific	L	60-104
1964-65	Boston College	L	74-120
1964-65	Oklahoma City	L	84-100
1964-65	at USC	L	75-101
1/22/66	Utah	L	67-122
1/28/66	at Washington	L	52-111
2/9/66	at Arizona State	L	74-113
2/23/66	Oklahoma City	L	77-104
2/26/66	Oklahoma City	L	76-104
1966-67	at Utah State	L	64-106
1966-67	at Oklahoma City	L	85-133
1966-67	at Oklahoma City	L	62-116
12/6/67	Miami (FL)	L	83-102
12/29/69	Drake	L	76-102
12/30/69	Iowa	L	60-111
1/2/70	Jacksonville	L	78-100
1/3/70	Houston	L	84-116
1/24/70	at West Virginia	L	65-121
1/5/71	at Loyola	L	104-111
2/4/71	at San Diego State	L	95-107
1/3/75	at Houston	L	96-105
2/21/75	Centenary	L	93-101
12/13/75	San Francisco (2 ot)	L	103-105
2/21/76	UNLV	L	99-114
12/11/76	New Mexico	L	84-113
12/29/76	Houston	L	74-101
2/24/77	at Long Beach St.	L	79-110
3/1/77	at UNLV	L	84-124
3/4/77	SW Louisiana	L	97-115
12/21/77	Houston	L	68-104
1/11/78	at Centenary	L	85-102
12/27/79	Nevada (ot)	W	105-101
2/28/80	at Brigham Young	L	82-107
1/8/81	at Utah	L	87-100
12/29/86	Florida	L	83-115
2/13/87	at New Mexico	L	92-100
2/28/87	Brigham Young	L	80-100
12/21/90	North Texas	W	108-100
12/30/92	North Carolina	L	84-101
11/25/93	vs. Portland	L	47-100
2/17/94	UTEP (2 ot)	W	104-103
2/3/96	San Diego State	L	94-103
2/12/98	TCU	L	84-126
1/22/00	Tulsa	L	78-100
2/10/00	at TCU	L	96-106
3/10/00	at Fresno St. (2ot)	L	100-103
1/4/01	at TCU	L	64-103
3/8/08	at New Mexico St	L	71-106
2/20/10	Cal Poly	L	89-102
2/23/12	at New Mexico St	L	73-115

Number of 100-point games allowed: 54

UH record when opp. scores 100+ Points: 4-50

Most 100-point games allowed in a season: 5, 3X (last, 1976-77)

Most consecutive 100-point games allowed: 4 (12/29/69 to 1/2/70)

NEAL S. BLAISDELL CENTER ARENA (1964-94)



The Neal S. Blaisdell Center Arena, originally called the Honolulu International Center (H.I.C.) when it opened in 1964, served as UH's primary homecourt for 27 years. From 1964-66, UH hosted and played in the Rainbow Classic at the H.I.C. (0-1 in 1964-65, 0-1 in 1965-66, 1-2 in 1966-67), while still playing the remainder of its home schedule at the on-campus Otto "Proc" Klum Gymnasium. Beginning with the 1967-68 season, all UH home games were moved to the 7,500-seat Blaisdell Arena. The arena, located in downtown Honolulu, is named after the late Honolulu mayor and was dedicated in 1976. On occasion, UH played various games at Klum Gym if a conflict with Blaisdell Arena occurred (1-0 in 1986-87 and 1-1 in 1991-92).

SEASON	W	L	PCT	AVG	SELLOUT
1964-67	1	4	.250	NA	0
1967-68	12	4	.750	NA	0
1968-69	6	9	.400	3,193	0
1969-70	6	14	.300	4,212	0
1970-71	18	1	.947	6,237	9
1971-72	19	0	1.000	7,495	19
1972-73	14	7	.667	7,495	21
1973-74	16	3	.842	7,517	19
1974-75	12	6	.667	7,508	18
1975-76	11	9	.550	6,897	3
1976-77	9	11	.450	5,018	0
1977-78	1	21	.045	3,880	0
1978-79	9	11	.450	3,595	0
1979-80	11	7	.611	3,557	0
1980-81	12	6	.667	4,655	1
1981-82	15	4	.789	5,796	1
1982-83	13	5	.722	4,019	1
1983-84	10	5	.667	3,702	0
1984-85	9	10	.474	3,951	0
1985-86	4	14	.222	2,860	0
1986-87	5	11	.313	2,913	0
1987-88	3	14	.176	1,684	0
1988-89	11	4	.733	4,045	0
1989-90	14	2	.875	5,848	2
1990-91	13	4	.765	5,728	1
1991-92	11	4	.733	5,243	0
1992-93	9	8	.529	5,148	3
1993-94	11	5	.688	5,760	3
TOTAL	285	203	.584		101

STAN SHERIFF CENTER (1994-PRESENT)



The long-awaited opening of the Special Events Arena occurred in 1994 and served as the new home of Hawai'i basketball. The 10,300-seat on-campus facility was re-named the Stan Sheriff Center in 1998, after the late UH athletics director who lobbied for its construction. During its 20-year existence, the SSC has attracted more than two million fans for men's basketball games and have hosted 22 sellouts, including 13 during the 1997-98 campaign.

SEASON	W	L	PCT	TOTAL	AVG	SELLOUT
1994-95	13	4	.765	143,763	8,457	5
1995-96	8	8	.500	110,594	6,912	0
1996-97	16	3	.842	145,416	7,653	2
1997-98	17	5	.773	211,520	9,615	12
1998-99	6	13	.316	149,351	7,861	0
1999-2000	15	4	.789	133,559	7,029	0
2000-01	13	5	.722	116,802	6,489	0
2001-02	16	1	.941	126,274	7,428	1
2002-03	15	1	.938	117,621	7,351	0
2003-04	14	3	.824	126,539	7,443	1
2004-05	13	4	.765	123,092	7,241	0
2005-06	14	3	.824	125,523	7,384	0
2006-07	13	3	.813	102,959	6,435	0
2007-08	9	9	.500	111,072	6,171	0
2008-09	11	9	.550	117,779	5,889	0
2009-10	10	11	.476	119,004	5,667	0
2010-11	14	5	.737	120,674	6,351	0
2011-12	10	7	.588	109,723	6,545	0
2012-13	13	7	.650	124,612	6,231	0
2013-14	14	5	.737	121,915	6,417	0
TOTAL	254	110	.698	2,440,013	6,703	21

LARGEST ROAD CROWDS

23,049	Nov. 28, 1987	Kentucky
		Rupp Arena (Lexington, KY)
22,873	Jan. 10, 1981	Brigham Young
		Marriott Center (Provo, UT)
22,848	Feb. 9, 1991	Brigham Young
		Marriott Center (Provo, UT)
22,678	Feb. 3, 1990	Brigham Young
		Marriott Center (Provo, UT)
22,169	Nov. 24, 1978	Brigham Young
		Marriott Center (Provo, UT)
22,133	Jan. 14, 1989	Brigham Young
		Marriott Center (Provo, UT)
21,718	Feb. 25, 1982	Brigham Young
		Marriott Center (Provo, UT)
21,318	Feb. 28, 1980	Brigham Young
		Marriott Center (Provo, UT)
21,173	Feb. 12, 1994	Brigham Young
		Marriott Center (Provo, UT)
21,077	Jan. 15, 1983	Brigham Young
		Marriott Center (Provo, UT)
21,031	Feb. 14, 1984	Brigham Young
		Marriott Center (Provo, UT)
20,463	Jan. 23, 1993	Brigham Young
		Marriott Center (Provo, UT)
20,257	Jan. 17, 1987	Brigham Young
		Marriott Center (Provo, UT)
19,951	March 15, 2002	Xavier (NCAA)
		American Airlines Center (Dallas, TX)
19,523	Dec. 1, 1993	North Carolina
		Dean Smith Center (Chapel Hill, NC)
19,126	Jan. 14, 1995	Brigham Young
		Marriott Center (Provo, UT)
18,528	Jan. 7, 1988	Brigham Young
		Marriott Center (Provo, UT)
18,100	March 4, 1988	New Mexico
		University Arena (Albuquerque, NM)
18,018	Feb. 22, 1997	New Mexico
		University Arena (Albuquerque, NM)
18,000	Feb. 20, 1947	St. John's
		Madison Square Garden (New York, NY)

INDIVIDUAL RECORDS

POINTS SCORED

41, Josh Akognon (Cal State Fullerton) vs. Hawai'i, 11/16/08
 40, Corey Hawkins (UC Davis) vs. Hawai'i, 1/19/13
 39, Roderick Flemings (Hawai'i) vs. Cal Poly, 2/20/10
 38, Hector Romero (New Orleans) vs. Cal Poly, 12/20/02
 38, Marquise Gainous (TCU) vs. Hawai'i, 1/15/00
 37, Roderick Flemings (Hawai'i) vs. Eastern Washington, 12/13/08
 37, Tes Whitlock (Hawai'i) vs. Seton Hall, 11/27/94
 37, Nick Fazekas (Nevada) vs. Hawai'i, 1/5/06
 36, Dwain Williams (Hawai'i) vs. St. Mary's, 12/25/09
 36, Tyronn Lue (Nebraska) vs. Virginia, 12/27/97
 35, Jimmy DeGraffenried (Weber State) vs. Baylor, 12/16/94
 35, Chris Herren (Fresno State) vs. Hawai'i, 2/27/97
 35, Matt Lojeski (Hawai'i) vs. Boise State, 3/3/07

FIELD GOALS MADE

16, Roderick Flemings (Hawai'i) vs. Eastern Washington (12/13/08)

FIELD GOALS ATTEMPTED

32, Charles Jones (Long Island) vs. Hawai'i, 12/13/97

3-POINT FIELD GOALS MADE

8, Corey Hawkins (UC Davis) vs. Hawai'i, 1/19/13
 8, Carl English (Hawai'i) vs. Tulsa, 2/1/03

3-POINT FIELD GOALS ATTEMPTED

18, Josh Akognon (Cal State Fullerton) vs. Hawai'i, 11/16/08

FREE THROWS MADE

16, Dwain Williams vs. Saint Mary's, 12/25/09

FREE THROWS ATTEMPTED

18, 3X, last by Dwain Williams (Hawai'i) vs. Saint Mary's, 12/25/09

REBOUNDS

24, Michael Harris (Rice) vs. Hawai'i, 2/27/05

ASSISTS

14, Jordan Brooks (Idaho) vs. Hawai'i, 2/28/08

BLOCKED SHOTS

8, 2X, last by Jason Jennings (Arkansas State) vs. Georgia, 12/20/01

STEALS

9, Ryan Minor (Oklahoma) vs. Arkansas, 12/28/94

ALL-TIME SELLOUTS

Date	Opponent	W/L	Score
12/22/94	North Carolina	L	76-88
12/27/94	Boston	W	77-63
12/29/94	Iowa	L	82-84
12/30/94	Cincinnati	W	75-66
3/4/95	Wyoming	W	58-46
2/27/97	Fresno State	L	80-98
3/1/97	San Jose State	W	83-76
11/28/97	Indiana	W	82-65
12/27/97	Brigham Young	W	73-53
12/29/97	Nebraska	W	87-62
12/30/97	Kansas	W	76-65
1/3/98	Norfolk State	W	86-67
1/17/98	SMU	W	77-68
1/19/98	TCU	L	76-83
1/31/98	San Jose State	W	68-62
2/2/98	Fresno State	L	76-91
2/21/98	Tulsa	W	72-62
3/16/98	Gonzaga	W	78-70
3/19/98	Fresno State	L	83-85
2/21/02	Tulsa	W	79-50
3/22/04	Nebraska	W	84-83

TEAM RECORDS

POINTS SCORED

High: 114, Hawai'i vs. Hawai'i-Hilo, 11/21/13
First-Half High: 53, Northern Colorado vs. McNeese State, 11/13/09
Second-Half High: 66, Hawai'i vs. Hawai'i-Hilo, 11/21/13
Low: 37, 2x, last by Indiana State vs. Long Beach State, 12/23/04
First-Half Low: 10, by Fresno State vs. Hawai'i, 2/5/08
Second-Half Low: 12, Hawai'i vs. Louisiana Tech, 3/4/06

FIELD GOALS MADE

High: 47, Hawai'i vs. Hawai'i-Hilo, 11/21/13
Low: 11, San Jose State vs. Hawai'i, 1/8/05

FIELD GOALS ATTEMPTED

High: 90, Long Island vs. Hawai'i, 12/13/97
Low: 33, 2x, last by Princeton vs. UNC-Charlotte, 12/30/98

FIELD-GOAL PERCENTAGE

High: .683 (28-41), Northern Arizona vs. St. Bonaventure, 12/18/98
Low: .230 (14-61), Charlotte vs. Houston, 12/21/06

3-POINT FIELD GOALS MADE

High: 16, 2x, last by New Mexico State vs. Ohio State, 12/29/97
Low: 0, by many

3-POINT FIELD GOALS ATTEMPTED

High: 40, Cal Poly vs. Alabama-Birmingham, 12/15/96
Low: 3, SMU vs. Hawai'i, 1/13/05

3-POINT FIELD-GOAL PERCENTAGE (min. 10 att.)

High: .714 (10-14), Hawai'i vs. Fresno State, 2/1/01
Low: .000, by many

FREE THROWS MADE

High: 36 (48 att.), Xavier vs. Southern Illinois, 12/25/11;
 36 (43 att.), Rutgers vs. Wichita State, 11/29/98
Low: 1 (2 att.), New Mexico State vs. Ohio State, 12/29/97

FREE THROWS ATTEMPTED

High: 48 (36 made), Xavier vs. Southern Illinois, 12/25/11
Low: 0 (0 made), McNeese State vs. Hawai'i, 11/14/09

FREE-THROW PERCENTAGE

High: 1.000 (13-13), Valparaiso vs. Charlotte, 12/22/06
Low: .250 (3-12), San Diego State vs. Hawai'i, 1/28/95

REBOUNDS

High: 57, Hawai'i vs. New Orleans, 11/27/13
Low: 11, Wichita State vs. Hawai'i, 11/27/98

ASSISTS

High: 31, Bradley vs. Alcorn State, 12/29/02
Low: 2, Utah vs. Hawai'i, 12/23/10
 2, Northwestern State vs. Hawai'i, 12/28/09

STEALS

High: 20, Bradley vs. Alcorn State, 12/29/02
Low: 1, by many

BLOCKED SHOTS

High: 13, Kansas vs. Vanderbilt, 12/29/97
 13, Hawai'i vs. Nevada, 1/5/06
Low: 0, by many

TURNOVERS

High: 35, Hawai'i vs. Long Island, 12/13/97
Low: 3, Hawai'i vs. Cal Poly, 3/2/13



1912-13

The College of Hawaii fields its first basketball team. The "Fighting Deans," as Hawaii athletic teams were known then, defeats McKinley High School, 14-13, in their very first game on Feb. 13, 1913, at the Honolulu YMCA.

1918-19

David Crawford becomes the program's first basketball coach. In his one-year stint, the Deans win two of seven games.

1920

The College of Hawaii changes its name to the University of Hawaii and basketball becomes a varsity sport.

1921-22

Otto "Proc" Klum serves a dual role as football and basketball coach. Klum, whose name bears the future home of UH basketball, accumulated a 13-8 record in two seasons.

1923

After the UH football team upset Oregon State, a rainbow appeared over the gridiron. Reporters started calling UH teams the "Rainbows" and the tradition began that whenever a rainbow appeared, Hawaii could not lose.

1930-31

The Eugene "Luke" Gill era begins and the Rainbows post their first of consecutive undefeated seasons (8-0). Gill went on to coach 11 seasons and compiled an 88-47 record.

1932-33

UH plays its first intercollegiate opponent, Meiji University of Japan. UH wins 45-40 at the newly built Civic Auditorium in Honolulu, O'ahu.

1937-38



UH plays its first game against a collegiate opponent. Washington hands the Rainbows a 76-24 defeat in Honolulu, O'ahu.

1941

World War II halts play for the UH basketball program. The Rainbows play an abbreviated eight-game schedule during the first year of the war and suspends play until 1946.

1946-47

Fielding its first team since the conclusion of World War II, the Rainbows make their first trip to the mainland, taking an eight-game swing through five states, beginning in New York City. In front of a sellout crowd of 18,000 at Madison Square Garden, UH falls to St. John's,



80-37. The team finishes 0-8 on the trip, which also took them through Pennsylvania, Kentucky, Ohio, Nevada and Utah.

1947-48

UH wins its first game against a collegiate opponent—a 47-34 victory at Seattle—the first of a five-game road trip to the U.S. Northwest. UH finishes the season with a 24-3 record.

1948-49

After finishing the regular season with a 21-5 record, the Rainbows are invited to their first postseason tournament—the National Intercollegiate Basketball Association Tournament—in Kansas City. UH loses in the first round to North Dakota, 70-53.

1949-50

Coached by Art Gallon, the Rainbows win 22 of 39 games. Included on the schedule is a 13-game trip to the East Coast, the longest in UH history, and a 77-53 loss to second-ranked Bradley.

1951-52

Al Saake begins his first of two stints as Rainbow coach. After the conclusion of his nine-year career, Saake holds the school record for wins (92).

1958

The Rainbows move into the newly built, 3,800-seat on-campus Otto "Proc" Klum Gymnasium, named after the former UH basketball and football coach and athletics director. Utah defeats the Rainbows, 66-54, on Jan. 31, in the team's home-opener.

1963-64

Hilo High graduate and former NBA player and coach Ephraim "Red" Rocha becomes the new coach of the Rainbows. Rocha, who attended Hawaii briefly but later transferred to Oregon State after UH dropped its basketball program due to the war, went on to coach for 10 seasons and brought national attention to UH.

1964-65

The Rainbows host the inaugural Rainbow Classic, founded by Red Rocha and Chuck Leahey, the director of special services and athletics director for the 14th Naval District. The tournament, which started with five mainland college teams, two local military teams and UH, was played at the newly built Honolulu International Center.

1967-68

UH begins playing its home games at the 7,500-seat Honolulu International Center (later re-named the Neal S. Blaisdell Center Arena). The Blaisdell Arena serves as home to Rainbow basketball for 27 years until 1994.

1968

Fred Smith becomes the first UH player drafted in the NBA. Smith is selected in the fourth round by the expansion Milwaukee Bucks.

1969-70

UH plays its first all-collegiate schedule. The Rainbows finish 6-20 against teams such as nationally ranked Jacksonville and Houston, Washington State, Centenary, Oregon State and Long Beach State.

1970-71

The Rainbows earn the program's first berth into the prestigious National Invitation Tournament in New York City. The "Fabulous Five," made up of four junior-college transfers and a returning sophomore—Bob Nash, John Penebacker, Al Davis, Dwight Holiday and Jerome Freeman—lead the Rainbows to a 23-5 record while capturing the program's first Rainbow Classic crown. UH defeats Oklahoma in double overtime in its NIT opener before falling to St. Bonaventure in the quarterfinals.

1971-72

The "Fab Five" finishes the season with a 24-3 record and qualifies for the NCAA Tournament for the first time in the program's history. The team ends the season with a No. 12 national ranking, its highest ever, and defeats eventual national runner-up Florida State, twice, along the way. Nash is the program's first All-American and the school's first NBA Draft first-round pick (9th overall). The team sells out every game at the Blaisdell Arena and creates hoops hysteria throughout the state.

1972

Future Rainbow Tom Henderson is a member of the silver medal-winning U.S. Olympic team during the 1972 Munich games. Henderson later stars for the Rainbows for two seasons (1973-74) and is a two-time All-American.

1973-74

Behind Henderson, who averaged 20.2 points per game, the Rainbows win its first 11 games and advance to the quarterfinals of the NIT in New York City. Following the season, Henderson is the program's highest NBA Draft pick, selected seventh overall by the Atlanta Hawks.

2014-15 RAINBOW WARRIOR BASKETBALL



1975-76

Head coach Bruce O'Neil is fired in February and replaced by assistant coach Rick Pitino, who serves as interim coach, and is 2-4 in the final six games. An NCAA investigation finds numerous rule violations committed by the program. A year later, the school is placed on a two-year probation.

1977-78

UH finishes with its worst season in the program's history, 1-26. After posting an 85-68 victory over South Dakota State, Dec. 9, the Rainbows finish the year by losing its final 22 games.

1979-80

UH joins the Western Athletic Conference. The Rainbows conclude their inaugural season in the WAC with a 4-10 league record and a sixth-place finish.

1980-81

Under fifth-year head coach Larry Little, the Rainbows upset sixth-ranked Utah, 83-74, in Honolulu, O'ahu, en route to a 14-13 campaign.

1985-86, '86-87

Frank Arnold, the former head coach at Brigham Young, takes the helm for two seasons at UH and recruits Chris Gaines, who would go on to become the school's all-time leading scorer.

1987-88

Riley Wallace becomes the program's 17th head coach. His inaugural squad finishes 4-25. One of its wins was a 79-76 upset victory over 18th-ranked New Mexico in Honolulu, O'ahu.

1988-89

After a remarkable one-year turnaround, Wallace leads the Rainbows to a 17-13 record and fourth-place WAC finish. UH earns a spot in the NIT and Wallace is named WAC Coach of the Year.

1989-90

Chris Gaines becomes the school's all-time leading scorer, surpassing John Penebacker. Gaines leads the team to a school-record 25 victories and a third-round appearance in the NIT.

1990-91

UH defeats 11th-ranked Pittsburgh to claim the 27th Rainbow Classic championship. Guard Ray Reed, who becomes the first UH player to lead the WAC in scoring, scores 35 points in the victory.



1993-94

The Rainbows capture their first WAC Tournament and advance to the NCAA Tournament for the first time in 22 years. Guard Trevor Ruffin sets the single-season UH scoring record with 625 points and earns all-WAC first-team honors. UH drops its NCAA first-round game to Syracuse.

1994

The Stan Sheriff Center opens and becomes the new home of Rainbow basketball. The 10,300-seat arena also serves as home to the UH men's and women's volleyball and women's basketball teams.

1996-97

UH captures its first-ever WAC regular-season championship with a 12-4 record in the Pacific Division. Led by the "Dynamic Duo" of Anthony Carter and Alike Smith, the 'Bows finish with a 21-8 mark and qualify for the NIT. Carter is named WAC Pacific Division Player of the Year.

1997-98

Carter and Smith lead UH to another 21-win season and a spot in the NIT third round. UH opens the season by defeating Bob Knight's Indiana squad and later records the school's biggest upset, a 76-65 victory over second-ranked Kansas in the championship game of the Rainbow Classic.

2000-01

UH makes a remarkable run in the WAC Tournament, defeating three of the tourney's top four seeds, including host Tulsa, 78-72, in overtime. The 'Bows fall to Syracuse in the NCAA Tournament first round.

2001-02

The 'Bows win both the WAC regular-season and tournament titles after finishing with a school-record 27 victories. That squad, which posted a 15-3 league mark, loses in the NCAA Tournament first round to Xavier. Guard Predrag Savovic is named an honorable mention All-American.

2003-04

The 'Bows secure their first-ever victory on the road over a nationally ranked team after upsetting No. 25 Utah State, 85-74, in the first round of the NIT. UH, which qualified for the postseason for the fourth consecutive year, advances to the NIT third round. All-WAC guard Michael Kuebler becomes the program's first-ever first-team CoSIDA Academic All-American.

2005-06

UH opened the season with an 84-62 upset of No. 4 Michigan State, a team with three future NBA draft picks, at the Stan Sheriff Center, giving head coach Riley Wallace his 300th victory at the school.

2006-07

The Riley Wallace era came to a close. The winningest coach in UH history finished his career with a 334-265 record. In 20 years, his teams advanced to postseason play nine times, were WAC Tournament champions three times, and posted winning seasons 16 times.

2007-08

Bob Nash, the program's first-ever All-American and NBA draft pick, and a member of the famed "Fab Five," takes over as the school's 18th head coach.

2008-09

UH improves by three wins in Bob Nash's second season, including two nationally televised wins. After 45 years, the Rainbow Classic plays its final tournament as an eight-team format.

2009-10

Hawai'i hosts the inaugural Hawaiian Airlines Diamond Head Classic, an eight-team holiday tournament.

2010-11

First-year head coach Gib Arnold leads UH to a turnaround season, including a 19-13 record and a berth in the CollegeInsider.com Postseason Tournament.

2011-12

UH finishes in a tie for fifth place in the regular season and advances to the conference tournament semifinals for the first time in nearly a decade in its 33rd and final season in the Western Athletic Conference.

2012-13

Hawai'i finishes in fifth place and has its first winning league record in seven years during its inaugural season in the Big West Conference. UH earns a bid to the CollegeInsider.com Postseason Tournament for the second time in three years.

2013-14

UH notches a 20-11 record for its first 20-win campaign in a decade. For the first time ever, two UH players (Christian Standhardinger and Isaac Fotu) are named all-conference first team in the season.

Additional Source: Dan Cisco, Hawai'i Sports



HAWAIIAN AIRLINES DIAMOND HEAD CLASSIC RECORDS

INDIVIDUAL RECORDS

MOST POINTS SCORED

Game: 36 Dwain Williams, Hawai'i vs. St. Mary's, 2009
Tournament: 79 Klay Thompson, Washington State, 2010

MOST FIELD GOALS MADE

Game: 13 Chase Tapley, San Diego State (19 att.) vs. San Francisco, 2012
Tournament: 25 Murphy Holloway, 2012 (41 att.), 2012; Vander Joaquim, 2012 (47 att.); Klay Thompson, Washington State (46 att.), 2010

MOST FIELD GOALS ATTEMPTED

Game: 29 Andrew Goudelock, College of Charleston (12 made) vs. Hawai'i, 2009
Tournament: 56 Andrew Goudelock, College of Charleston (24 made), 2009

HIGHEST FIELD-GOAL PERCENTAGE

Game (min. 7 made): .909 Rodney McGruder, Kansas State (10-11) vs. Long Beach State, 2011
Tournament (min. 30 att.): .610 Murphy Holloway (25-41), 2012

MOST 3-POINT FIELD GOALS MADE

Game: 7 Marshall Henderson, Ole Miss (16 att.) vs. Indiana State, 2012
Tournament: 13 Klay Thompson, Washington State (25 att.), 2010

MOST 3-POINT FIELD GOALS ATTEMPTED

Game: 16 Marshall Henderson, Ole Miss (7 made) vs. Indiana State, 2012
Tournament: 31 Zane Johnson, Hawai'i (10.3 made), 2011

HIGHEST 3-POINT FIELD-GOAL PERCENTAGE

Game (min. 3 made): .833 Klay Thompson, Washington State (5-6) vs. Baylor, 2010; .833 Angel Rodriguez (5-6) Kansas State vs. Southern Illinois, 2011
Tournament (min 15 att.): .600 Patrick Holloway, George Mason (12-20), 2013

MOST FREE THROWS MADE

Game: 16 Dwain Williams, Hawai'i (18 att.) vs. Saint Mary's, 2009
Tournament: 29 Roberto Nelson, Oregon State (31 att.), 2013

MOST FREE THROWS ATTEMPTED

Game: 18 Dwain Williams, Hawai'i (16 made) vs. Saint Mary's, 2009
Tournament: 35 Tu Holloway, Xavier (11.7 made), 2011

HIGHEST FREE-THROW PERCENTAGE

Game: 1.000 LaceDarius Dunn, Baylor (12-12) vs. Washington State, 2010; 1.000 Roberto Nelson, Oregon State (10-10) vs. George Mason, 2013
Tournament (min. 20 att.): .950 Melvin Ejim, Iowa State (19-20), 2013

MOST REBOUNDS

Game: 15 Vander Joaquim, Hawai'i vs. Ole Miss, 2012; Jamaal Franklin, San Diego State vs. Indiana State, 2012
Tournament: 35, Murphy Holloway, Ole Miss, 2012

MOST ASSISTS

Game: 10 Keith Shamburger, Hawai'i vs. Oregon State, 2013
Tournament: 21 Keith Shamburger, Hawai'i, 2013

MOST TURNOVERS

Game: 7 Petras Balocka, Hawai'i vs. College of Charleston, 2009; Derek Williams, SMU vs. UNLV, 2009
Tournament: 7 Petras Balocka, Hawai'i, 2009

MOST BLOCKED SHOTS

Game: 7 David Foster, Utah vs. Butler, 2010
Tournament: 12 David Foster, Utah, 2010

MOST STEALS

Game: 6 Shane Larkin, Miami vs. Arizona, 2012
Tournament: 10 Shane Larkin, Miami, 2012

MOST MINUTES PLAYED

Game: 43 Andre Young, Clemson vs. Southern Illinois, 2011
Tournament: 119 Andre Young, Clemson, 2011

TEAM RECORDS

MOST POINTS SCORED

First Half: 48 Kansas State vs. Southern Illinois, 2011
Second Half: 47 Saint Mary's vs. Hawai'i, 2009
Game: 87 Indiana State vs. Ole Miss, 2012; Xavier vs. Southern Illinois, 2011
Tournament: 251, Ole Miss, 2012

FEWEST POINTS SCORED

First Half: 18 USC vs. Western Michigan, 2009
Second Half: 21 Auburn vs. Long Beach State, 2011
Game: 43 Auburn vs. Long Beach State, 2011
Tournament: 163, East Tennessee State, 2012

MOST FIELD GOALS MADE

Game: 35 Baylor vs. San Diego, 2010
Tournament: 83 Washington State, 2010

FEWEST FIELD GOALS MADE

Game: 15 Hawai'i (44 att.) vs. UNLV, 2009
Tournament: 58 San Diego (161 att.), 2010

MOST FIELD GOALS ATTEMPTED

Game: 75 College of Charleston (28 made) vs. Hawai'i, 2009
Tournament: 197 Southern Illinois (74 made), 2011

FEWEST FIELD GOALS ATTEMPTED

Game: 43 UTEP (22 made) vs. Clemson, 2011; 43 UTEP (20 made) vs. Kansas State, 2011
Tournament: 135 UTEP (68 made), 2011

HIGHEST FIELD-GOAL PERCENTAGE

Game: .604 Hawai'i (29-48) vs. College of Charleston, 2009
Tournament: .504 UTEP, 2011

LOWEST FIELD-GOAL PERCENTAGE

Game: .222 Hawai'i vs. Tennessee (12-54), 1965
Tournament: .333 Mississippi State, 2010

MOST 3-POINT FIELD GOALS MADE

Game: 12 Washington State vs. Mississippi State, 2010
Tournament: 26 Western Michigan (55 att.), 2009; 26 Saint Mary's (65 att.), 2013; 26 Akron (78 att.), 2013

FEWEST 3-PT. FIELD GOALS MADE

Game: 0 Northeastern (8 att.) vs. Saint Mary's, 2009
Tournament: 7 USC (21 att.), 2009

MOST 3-PT. FIELD GOALS ATTEMPTED

Game: 35 Akron vs. Iowa State, 2013
Tournament: 78 Akron, 2013

FEWEST 3-PT. FIELD GOALS ATTEMPTED

Game: 3 USC (2 made) vs. Saint Mary's, 2009
Tournament: 21 USC (7 made), 2009

HIGHEST 3-PT. FIELD-GOAL PERCENTAGE

Game (min. 10 att.): .692 UTEP (9-13) vs. Auburn, 2011
Tournament (min. 20 att.): .513 Kansas State (20-39), 2011

MOST FREE THROWS MADE

Game: 36 Xavier (48 att.) vs. Southern Illinois, 2011
Tournament: 61 Hawai'i (87 att.), 2009

FEWEST FREE THROWS MADE

Game: 4 UNLV (6 att.) vs. SMU, 2009
Tournament: 29 Boise State (41 att.), 2013

MOST FREE THROWS ATTEMPTED

Game: 37 USC (22 made) vs. UNLV, 2009; 37 Hawai'i (27 made) vs. Utah, 2010
Tournament: 87 Hawai'i (61 made), 2009

FEWEST FREE THROWS ATTEMPTED

Game: 6 UNLV (4 made) vs. SMU, 2009; 6 Auburn (6 made) vs. Long Beach State, 2011; 6 Akron (1 made) vs. Iowa State, 2013
Tournament: 34 College of Charleston (25 made), 2009

HIGHEST FREE-THROW PERCENTAGE

Game: .938 Oregon State (15-16) vs. Hawai'i, 2013
Tournament: .836 Saint Mary's (56-67), 2009

LOWEST FREE-THROW PERCENTAGE

Game: .167 Akron (1-6) vs. Iowa State, 2013
Tournament: .593 Akron, 2013

MOST REBOUNDS

Game: 49 Hawai'i vs. East Tennessee State, 2012
Tournament: 129 Florida State, 2010

FEWEST REBOUNDS

Game: 21 UTEP vs. Kansas State, 2011
Tournament: 73 College of Charleston, 2009

MOST PERSONAL FOULS

Game: 30 Utah vs. Butler, 2010
Tournament: 79 Southern Illinois, 2011

FEWEST PERSONAL FOULS

Game: 10 Long Beach State vs. Auburn, 2011
Tournament: 47 SMU, 2009

MOST ASSISTS

Game: 22 Hawai'i vs. East Tennessee State, 2012
Tournament: 51 Hawai'i, 2012

FEWEST ASSISTS

Game: 6 SMU vs. UNLV, 2009; Hawai'i vs. UNLV, 2009; SMU vs. Northeastern, 2009; 6 Auburn vs. Long Beach State, 2011; 6 Clemson vs. UTEP, 2011
Tournament: 20, East Tennessee State, 2012

MOST TURNOVERS

Game: 23 Hawai'i vs. Florida State, 2010
Tournament: 56 Hawai'i, 2009

FEWEST TURNOVERS

Game: 6 College of Charleston vs. Hawai'i, 2009; 6 Iowa State vs. Boise State, 2013; 6 Boise State vs. Iowa State, 2013
Tournament: 26 Iowa State, 2013

MOST BLOCKED SHOTS

Game: 8 Akron vs. South Carolina, 2013; 8 Akron vs. South Carolina, 2013
Tournament: 17 Ole Miss, 2012; Utah, 2010; 17 Oregon State, 2013

MOST STEALS

Game: 14 Miami vs. Arizona, 2012; 14 Florida State vs. Hawai'i, 2010
Tournament: 28, Miami, 2012

FEWEST STEALS

Game: 1 College of Charleston vs. SMU, 2009; 1 Kansas State vs. UTEP, 2011; 1 Iowa State vs. Boise State, 2013
Tournament: 9 Indiana State, 2012; 9 Utah, 2010; 9 George Mason, 2013

MISCELLANEOUS RECORDS

LARGEST MARGIN OF VICTORY

Game: 33 Baylor vs. San Diego (83-50), 2010

ATTENDANCE

Game: 8,544 Hawai'i vs. Florida State, 2010 // 8,694 Oregon State vs. Akron, 2013
Tournament: 42,842 (6 sessions), 2010

OVERTIME GAMES

Indiana State def. Miami (57-55), 2012
 Indiana State def. Ole Miss (87-85), 2012
 Clemson def. Southern Illinois (83-75), 2011
 Hawai'i def. Xavier (84-82), 2011

2014-15 RAINBOW WARRIOR BASKETBALL

INDIVIDUAL, CHAMPIONSHIP GAME

MOST POINTS SCORED

31 Klay Thompson, Washington State vs. Butler, 2010

MOST FIELD GOALS MADE

10 Rodney McGruder, Kansas State vs. Long Beach State, 2011; Klay Thompson, Washington State vs. Butler, 2010;

MOST FIELD GOALS ATTEMPTED

18 Klay Thompson, Washington State vs. Butler, 2010; Casper Ware, Long Beach State vs. Kansas State, 2011; Derrick Marks, Boise State vs. Iowa State, 2013

HIGHEST FIELD-GOAL PERCENTAGE (min. 8 made)

.909 Rodney McGruder (10-11), Kansas State vs. Long Beach State, 2011

MOST 3-POINT FIELD GOALS MADE

4 Klay Thompson (4-10), Washington State vs. Butler, 2010; DeAndre Kane, Iowa State vs. Boise State, 2013; Anthony Drmic, Boise State vs. Iowa State, 2013

MOST 3-PT. FIELD GOALS ATTEMPTED

10 Klay Thompson (4 made), Washington State vs. Butler, 2010

HIGHEST 3-PT. FIELD-GOAL PERCENTAGE

1.000 Mike Gerrity (2-2), USC vs. UNLV, 2009

MOST FREE THROWS MADE

9 Melvin Ejim, Iowa State vs. Boise State, 2013

MOST FREE THROWS ATTEMPTED

10 Melvin Ejim, Iowa State vs. Boise State, 2013

HIGHEST FREE-THROW PERCENTAGE (min. 6 made)

1.000 Klay Thompson (7-7), Washington State vs. Butler, 2010

MOST REBOUNDS

11 Matt Howard, Butler vs. Washington State, 2010

MOST ASSISTS

6 Jamaal Franklin, San Diego State vs. Arizona, 2012

MOST TURNOVERS

5 JJ O'Brien, San Diego State vs. Arizona, 2012

MOST BLOCKED SHOTS

3 Skylar Spencer, San Diego State vs. Arizona, 2012

MOST STEALS

2 Marcus Johnson, USC vs. UNLV, 2009; 2 Klay Thompson, Washington State vs. Butler, 2010; 2 Jamar Samuels, Kansas State vs. Long Beach State, 2011

TEAM, CHAMPIONSHIP GAME

MOST POINTS SCORED

Game: 84 Butler vs. Washington State, 2010
First Half: 40 Butler vs. Washington State, 2010; 40 Kansas State vs. Long Beach State, 2011
Second Half: 44 Butler vs. Washington State, 2010

FEWEST POINTS SCORED

Game: 56 UNLV vs. USC, 2009
First Half: 25 UNLV vs. USC, 2009
Second Half: 28 USC vs. UNLV, 2009; 28 Long Beach State vs. Kansas State, 2011

MOST FIELD GOALS MADE

28 Butler vs. Washington State, 2010

FEWEST FIELD GOALS MADE

17 UNLV vs. USC, 2009

HAWAIIAN AIRLINES DIAMOND HEAD CLASSIC RECORDS

MOST FIELD GOALS ATTEMPTED

59 Arizona vs. San Diego State, 2012;
Washington State vs. Butler, 2010

FEWEST FIELD GOALS ATTEMPTED

47 USC vs. UNLV, 2009

HIGHEST FIELD-GOAL PERCENTAGE

.500 Butler vs. Washington State, 2010
.500 Kansas State vs. Long Beach State, 2011

LOWEST FIELD-GOAL PERCENTAGE

.316 Long Beach State (6-19) vs. Kansas State, 2011

MOST 3-POINT FIELD GOALS MADE

11 Butler vs. Washington State, 2010

FEWEST 3-PT. FIELD GOALS MADE

3 USC vs. UNLV, 2009

MOST 3-PT. FIELD GOALS ATTEMPTED

27 Butler vs. Washington State, 2010

FEWEST 3-PT. FIELD GOALS ATTEMPTED

5 USC vs. UNLV, 2009

HIGHEST 3-PT. FIELD-GOAL PERCENTAGE

.600 USC (3-5) vs. UNLV, 2009

MOST FREE THROWS MADE

22 USC vs. UNLV, 2009

FEWEST FREE THROWS MADE

9 Boise State vs. Iowa State, 2013

MOST FREE THROWS ATTEMPTED

37 USC vs. UNLV, 2009

FEWEST FREE THROWS ATTEMPTED

13 Boise State vs. Iowa State, 2013

HIGHEST FREE-THROW PERCENTAGE

.895 UNLV (17-19) vs. USC, 2009

LOWEST FREE-THROW PERCENTAGE

.571 Long Beach State (12-21) vs. Kansas State, 2011

MOST REBOUNDS

39 Kansas State vs. Long Beach State, 2011

FEWEST REBOUNDS

30 USC vs. UNLV, 2009

MOST PERSONAL FOULS

28 UNLV vs. USC, 2009

FEWEST PERSONAL FOULS

14 Akron vs. Iowa State, 2013
14 Iowa State vs. George Mason, 2013

MOST ASSISTS

16 Butler vs. Washington State, 2010

FEWEST ASSISTS

7 USC vs. UNLV, 2009
7 Iowa State vs. Boise State, 2013

MOST TURNOVERS

15 UNLV vs. USC, 2009

FEWEST TURNOVERS

6 Iowa State vs. Boise State, 2013
6 Boise State vs. Iowa State, 2013

MOST BLOCKED SHOTS

5 Kansas State vs. Long Beach State, 2011

MOST STEALS

4 USC vs. UNLV, 2009
4 Kansas State vs. Long Beach State, 2011

FEWEST STEALS

1 Arizona vs. San Diego State, 2012
1 Iowa State vs. Boise State, 2013

LARGEST MARGIN OF VICTORY

17 Kansas State vs. Long Beach State, 2011

ATTENDANCE

Game: 6,769 Iowa State vs. Boise State, (70-66), 2013

ALL-TIME RESULTS & ALL-TOURNAMENT TEAMS

2009

Dec. 22

Saint Mary's 76, Northeastern 65
USC 55, Western Michigan, 51
UNLV 67, SMU 53
Hawai'i 84, College of Charleston 71

Dec. 23

Consolation: W. Michigan 75, Northeastern 60
Consolation: College of Charleston 72, SMU 71
Semi: USC 60, Saint Mary's, 49
Semi: UNLV 77, Hawai'i, 53

Dec. 25

7th: Northeastern def. SMU, 73-62
5th: Western Michigan 66, College of Charleston 63
3rd: Saint Mary's 84, Hawai'i 75
Finals: USC 67, UNLV 56

All-Tournament Team

Marcus Johnson, USC
Omar Samhan, Saint Mary's
Dwain Williams, Hawai'i
Tre'Von Willis, UNLV
MVP: Mike Gerrity, USC

2010

Dec. 22

1st Round: Washington St. 83, Mississippi St. 57
1st Round: Baylor 83, San Diego 50
1st Round: Butler 74, Utah, 62
1st Round: Florida State 70, Hawai'i 62

Dec. 23

Consolation: Mississippi St. 69, San Diego 52
Consolation: Hawai'i 68, Utah 55
Semi: Washington State 77, Baylor 71
Semi: Butler 67, Florida State 64

Dec. 25

7th Place: San Diego 67, Utah 64
5th Place: Hawai'i 68, Mississippi State 57
3rd Place: Florida State 68, Baylor 61
Finals: Butler 84, Washington State 68

All-Tournament Team

LaceDarius Dunn, Baylor
Shelvin Mack, Butler
Chris Singleton, Florida State
Klay Thompson, Washington State
MVP: Matt Howard, Butler

2011

Dec. 22

UTEP 61, Clemson 48
Kansas State 83, Southern Illinois 58
Long Beach State 68, Xavier 58
Auburn 65, Hawai'i 62

Dec. 23

Consolation: Clemson 83, Southern Illinois 75 (OT)
Consolation: Hawai'i 84, Xavier 82 (OT)
Semifinal: Kansas State 78, UTEP 70
Semifinal: Long Beach State 64, Auburn 43

Dec. 25

7th Place: Xavier 87, Southern Illinois 77
5th Place: Hawai'i 75, Clemson 68
3rd Place: UTEP 83, Auburn 76
Finals: Kansas State 77, Long Beach State 60

All-Tournament Team

Larry Anderson, Long Beach State
Zane Johnson, Hawai'i
Jamar Samuels, Kansas State
Michael Perez, UTEP
MVP: Rodney McGruder, Kansas State

2012

Dec. 22

Indiana State 87, Mississippi 85 (OT)
San Diego State 80, San Francisco 58
Arizona 73, East Tennessee State 53
Miami 73, Hawai'i 58

Friday, Dec. 23

Consolation: Ole Miss 85, San Francisco 78
Consolation: Hawai'i 84, East Tennessee State, 61
Semi: San Diego State 62, Indiana State 55
Semi: Arizona 69, Miami 50

Dec. 25

7th: San Francisco 67, East Tennessee State 47
5th: Ole Miss 81, Hawai'i 66
3rd: Indiana State 57, Miami 55 (OT)
Final: Arizona 68, San Diego State 67

All-Tournament Team

Murphy Holloway, Ole Miss
Jake Odum, Indiana State
Chase Tapley, San Diego State
Mark Lyons, Arizona
MVP: Solomon Hill, Arizona

2013

Dec. 22

1st Round: Iowa State 79, George Mason 67
1st Round: Oregon State 71, Akron 83
1st Round: South Carolina 78, Saint Mary's 71
1st Round: Boise State 62, Hawai'i, 61

Dec. 23

Consolation: Oregon State 58, George Mason, 54
Consolation: Hawai'i 76, Saint Mary's 74
Semi: Akron 60, Iowa State 83
Semi: Boise State 80, South Carolina, 54

Dec. 25

7th: George Mason 65, Saint Mary's 63
5th: Hawai'i 79, Oregon State 73
3rd: South Carolina 69, Akron 59
Finals: Iowa State 70, Boise State 66

All-Tournament Team

Anthony Drmic, Boise State
Melvin Ejim, Iowa State
George Niang, Iowa State
Brandon Spearman, Hawai'i
MVP: Deandre Kane, Iowa State

ALL-TIME OUTRIGGER HOTELS RAINBOW CLASSIC TEAMS

TEAM (years participated)	W	L	PCT
Alabama, 1991*	3	0	1.000
Alabama-Birmingham, 1983, 2004	4	2	.667
Alaska-Anchorage, 1990	2	1	.667
Alcorn State, 2002	1	2	.333
American, 2003	1	2	.333
Arizona, 1968, 75	4	2	.667
Arizona State, 1964, 71, 76, 78, 82, 87	10	8	.556
Arkansas, 1984, 86, 94*	6	3	.667
Arkansas-Pine Bluff, 2012	1	2	.333
Arkansas State, 2001	1	2	.333
Army, 1979, 93	1	5	.167
Army Redlanders, 1965, 70	1	5	.167
Boston College, 1964, 78, 2001	6	3	.667
Boston University, 1994	0	3	.000
Bowling Green, 2003	1	2	.333
Bradley, 1967, 81, 85, 91, 99, 2002	5	13	.278
Brigham Young, 1970, 77, 97	4	5	.444
Buffalo, 2008*	3	0	1.000
Butler, 2002	2	1	.667
California, 1966*, 71, 86, 90	6	6	.500
Cal State Fullerton, 1981, 2010	1	5	.167
Cal State Los Angeles, 1964	2	1	.667
Central Michigan, 2010	1	2	.333
Charlotte, 1998, 2006	4	2	.667
Chicago State, 2002	1	2	.333
Cincinnati, 1975, 89, 94	4	5	.444
Clemson, 1980*, 85, 93, 2004	8	4	.667
Colorado, 1999, 2008	3	3	.500
Colorado State, 1972, 2005, 08	4	5	.444
Columbia, 1968	2	1	.667
Coppin State, 2008	1	2	.333
Cornell, 1984	0	3	.000
Creighton, 1987, 89, 2006	5	4	.556
Detroit, 2000	1	2	.333
Drake, 1969, 89	2	4	.333
Duke, 1983, 89*, 94	7	2	.778
East Tennessee State, 2003, 07	2	4	.333
Evansville, 1993	1	2	.333
Fairfield, 2003	2	1	.667
Florida, 1974, 86, 93	3	6	.333
Florida State, 1998	2	1	.667
Fordham, 1972, 78, 92	3	6	.333
Fresno State, 1991	2	1	.667
George Washington, 2000, 08	1	5	.167
Georgetown, 2004	2	1	.667
Georgia, 1996*, 2001, 07	6	3	.667
Georgia Tech, 1984*, 88, 94	6	3	.667
Gonzaga, 1999	1	2	.333
Harvard, 1966, 78	2	4	.333
Hawai'i, 1964 to present	84	63	.571
(1970*, 71* 73*, 90*, 97*, 99*, 2001*-04*, 06*, 10*, 12*)			
Hawai'i Marines, 1964*, 65, 66, 71	4	8	.333
Holy Cross, 1975, 83, 2001	3	6	.333
Houston, 1967*, 76, 88, 2006	7	5	.583
Houston Baptist, 2012	2	1	.667
Illinois, 1970, 76, 79*, 88*, 95	11	4	.733
Indiana, 1974*, 80	4	2	.667
Indiana State, 2004	0	3	.000
Iona, 1990, 2001	2	4	.333
Iowa, 1969, 75, 84, 94, 2000	9	6	.600
Iowa State, 1984, 2005*	4	2	.667
IUPUI, 2003	2	1	.667
Jackson State, 1992	2	1	.667
Kansas, 1986, 92, 97	5	4	.556
Lafayette, 1977	1	2	.333
Lamar, 2003	0	3	.000
Long Beach State, 2004	1	2	.333
Louisiana-Lafayette, 1992, 98, 2007	3	6	.333
Louisiana State, 1969	2	1	.667
Louisiana Tech, 1980	1	2	.333
Louisville, 1972, 79, 87, 93*	9	3	.750
Loyola Marymount, 1980, 2005	0	6	.000
Manhattan, 2000	0	3	.000
Marquette, 1967, 80	4	2	.667
Maryland, 1984, 96	4	2	.667
Maryland Eastern Shore	0	3	.000
Massachusetts, 1995*	3	0	1.000
McNeese State, 2009	0	3	.000
Memphis, 1996	1	2	.333
Miami (Ohio), 2001	1	2	.333
Michigan, 1970, 92*, 96	6	3	.667
Michigan State, 1965, 81	3	3	.500
Minnesota, 1971	2	1	.667
Mississippi State, 1987, 98	2	4	.333

TEAM (years participated)	W	L	PCT
Missouri, 1982, 85*, 95	6	3	.667
Montana, 1966	1	2	.333
Montana State, 2010	2	1	.667
Murray State, 1998	1	2	.333
Navy, 1983, 91	2	4	.333
Nebraska, 1979, 92, 97, 2006	5	7	.417
Nevada, 1979	1	2	.333
New Mexico State, 1997, 2014	4	2	.667
New York, 1970	1	2	.333
North Carolina, 1972*, 77*, 82*, 92	11	1	.917
North Carolina State, 1981, 87*, 95	6	3	.667
North Texas State, 1967	2	1	.667
Northern Colorado, 2009*	3	0	1.000
Northwestern, 1967, 71, 96	2	7	.222
Northwestern State, 2005	1	2	.333
Notre Dame, 1966	1	2	.333
Ohio, 1999, 2007	3	3	.500
Ohio State, 1967, 74, 86, 97	4	8	.333
Oklahoma, 1982, 94	3	3	.500
Oklahoma State, 1993	1	2	.333
Oral Roberts, 2004	1	2	.333
Oregon, 1999	2	1	.667
Oregon State, 2005	2	1	.667
Pacific, 1983	1	2	.333
Pennsylvania, 1974	1	2	.333
Pepperdine, 2003, 08	2	4	.333
Pittsburgh, 1986*, 90, 96	7	2	.778
Portland, 1966, 2001	2	4	.333
Princeton, 1979, 98*	3	3	.500
Providence, 1973, 77, 82	5	4	.556
Purdue, 1968, 73*, 78*, 88	8	4	.667
Rhode Island, 1977, 95	4	2	.667
Rice, 1981*	3	0	1.000
Rutgers, 1980, 89	2	4	.333
Saint John's, 1969, 76, 2007	4	5	.444
Saint Joseph's (PA), 1973	2	1	.667
Saint Louis, 1965, 70, 2000	4	5	.444
Saint Mary's, 2007*	3	0	1.000
Saint Peter's, 1975	1	2	.333
San Francisco, 1969, 76*, 81, 89, 2006	7	8	.467
San Jose State, 1974	1	2	.333
Santa Clara, 1968*, 73	3	3	.500
Seton Hall, 1985	1	2	.333
South Florida, 2005	1	2	.333
Southern Methodist, 1983*, 87	5	1	.833
Southern Utah, 2009	1	2	.333
Stanford, 1968, 77	3	3	.500
Stetson, 1990	1	2	.333
Subpac, 1964, 66-69, 72-73	7	14	.333
Syracuse, 1995	2	1	.667
Temple, 1971, 76	2	4	.333
Tennessee, 1965, 73, 78, 83, 90, 2000*	9	9	.500
Tennessee State, 2013	0	3	.000
Tennessee Tech, 2002	1	2	.333
Texas, 1998	2	1	.667
Texas A&M, 1987, 2000	3	3	.500
Texas Christian, 1971	1	2	.333
Texas-Pan American, 1980, 2002	2	4	.333
Texas Tech, 1977, 82	1	5	.167
Tulane, 2007	2	1	.667
Tulsa, 1965*, 74, 88	7	2	.778
UC Santa Barbara, 1993	1	2	.333
USC, 1975*, 88, 95, 2004	7	5	.583
Utah, 1972, 78	3	3	.500
Utah State, 1964	1	2	.333
Valparaiso, 2006	1	2	.333
Vanderbilt, 1997	2	1	.667
Vermont, 2008	2	1	.667
Villanova, 1970, 74, 85, 91, 99	7	8	.467
Virginia, 1997	1	2	.333
Virginia Tech, 1982, 89	3	3	.500
Wake Forest, 1985, 99	2	4	.333
Washington, 1965, 72, 84	4	5	.444
Washington State, 1973, 85, 91, 96	6	6	.500
West Virginia, 1968	1	2	.333
Western Kentucky, 2002	2	1	.667
Western Michigan, 2005, 13	3	3	.500
Wichita State, 1981, 90	3	3	.500
William & Mary, 1976	1	2	.333
Wisconsin, 1964, 79, 86, 91	7	5	.583
Wyoming, 2006	1	2	.333
Yale, 1969*, 75, 88	3	6	.333

* indicates champions

INDIVIDUAL RECORDS

MOST POINTS SCORED

Game: 53 Pete Maravich, LSU vs. St. John's, 1969
Tournament: 122 Wayne Estes, Utah State, 1964

MOST FIELD GOALS MADE

Game: 22 Elvin Hayes, Houston vs. Marquette (35 att.), 1967
Tournament: 50 Wayne Estes, Utah State, 1964

MOST FIELD GOALS ATTEMPTED

Game: 44 Pete Maravich, LSU vs. St. John's (20 made), 1969
Tournament: 99 Pete Maravich, LSU (40 made), 1969

HIGHEST FIELD-GOAL PERCENTAGE

Game (min. 10 made): .929 Thomas Louden, Hawai'i vs. Nevada (13-14), 1979
Tournament (min. 40 att.): .750 Ken Bantum, Cornell (30-40), 1984

MOST 3-POINT FIELD GOALS MADE

Game: 11 Dennis Scott, Georgia Tech vs. Houston (att. 19), 1988;
11 Lindsey Hunter, Jackson State vs. Kansas (att. 26), 1992
Tournament: 19 Dennis Scott, Georgia Tech (att. 40), 1988

MOST 3-POINT FIELD GOALS ATTEMPTED

Game: 26 Lindsey Hunter, Jackson State vs. Kansas (made 11), 1992
Tournament: 40 Dennis Scott, Georgia Tech (made 19), 1988;
40, Reid Denmark, New Mexico State (made 17), 1997

HIGHEST 3-POINT FIELD-GOAL PERCENTAGE

Game (min. 10 att.): .900 Joe Lawrence, Florida vs. California (9-10), 1986
Tournament (min 15 att.): .765 Joe Lawrence, Florida (13-17), 1986

MOST FREE THROWS MADE

Game: 20 Howard Hassen, Subpac vs. Stanford (att. 24), 1968
Tournament: 37 Quintin Dailey, San Francisco (att. 46), 1981

MOST FREE THROWS ATTEMPTED

Game: 24 Howard Hassen, Subpac vs. Stanford (made 20), 1968
Tournament: 46 Quintin Dailey, San Francisco (made 37), 1981

HIGHEST FREE-THROW PERCENTAGE

Game (min. 10 made): 1.000 Victor Kelly, Hawai'i vs. San Jose State (13-13), 1974
Tournament (min. 20 att.): 1.000 Cory Higgins, Colorado (20-20), 2008

MOST REBOUNDS

Game: 30 Bob Nash, Hawai'i vs. Arizona State, 1971
Tournament: 52 Bob Nash, Hawai'i, 1971

MOST ASSISTS

Game: 13 Wes Matthews, Wisconsin vs. Hawai'i, 1979;
13, Dan Davin, Loyola Marymount vs. Marquette, 1980;
13, Bo Overton, Oklahoma vs. Hawai'i, 1982;
13, Andres Rodriguez, American vs. East Tennessee State, 2003
Tournament: 27, Jace Tavita, Hawai'i, 2012;
27, Rodney Woods, Tennessee, 1973

MOST TURNOVERS

Game: 12 Scott Runia, Brigham Young vs. North Carolina, 1977
Tournament: 23 Joe Rogers, Villanova, 1974

MOST BLOCKED SHOTS

Game: 8, Alton Lister, Arizona State vs. Harvard, 1978;
8, Jason Jennings, Arkansas State vs. Georgia, 2001
Tournament: 16, Jason Jennings, Arkansas State, 2001;
16, Deng Gai, Fairfield, 2003

MOST STEALS

Game: 9 Darryl McDonald, Texas A&M vs. SMU, 1987
Tournament: 18 Darryl McDonald, Texas A&M, 1987

MOST PERSONAL FOULS

Game: 5 by many
Tournament: 15 Roger Walazek, Columbia, 1968;
Jerry Bellotti, Santa Clara, 1973; Chip Williams,
Florida, 1974; Kevin Johnson, Hawai'i, 1977

MOST MINUTES PLAYED

Game: 49 Kevin Tiggs, East Tennessee State vs. Louisiana-Lafayette, 2007
Tournament: 124 Leon Wood, Cal State Fullerton, 1981

TEAM RECORDS

MOST POINTS SCORED

First Half: 63 Boston College vs. Utah State, 1964
Second Half: 71 Utah State vs. Boston College, 1964
Game: 124 Illinois vs. Army Redlanders (124-70), 1970
Tournament: 309 Boston College, 1964

FEWEST POINTS SCORED

First Half: 13 Hawai'i vs. Fairfield, 2003
Second Half: 15 Long Beach State vs. Indiana State, 2004
Game: 37 Indiana State vs. Long Beach State, 2004
Tournament: 134 Long Beach State, 2004

MOST FIELD GOALS MADE

Game: 54 Illinois vs. Army Redlanders (att. 91), 1970
Tournament: 126 Utah State, 1964

FEWEST FIELD GOALS MADE

Game: 9 Army vs. Clemson, 1993
Tournament: 45 Boston University, 1994

MOST FIELD GOALS ATTEMPTED

Game: 102 Arizona State vs. San Francisco
(made 44), 1976
Tournament: 291 Cal State Los Angeles (made 112), 1964

FEWEST FIELD GOALS ATTEMPTED

Game: 31 Army vs. Princeton (made 18), 1979
Tournament: 106 Hawai'i (made 54), 1994

HIGHEST FIELD-GOAL PERCENTAGE

Game: .744 Wisconsin vs. Army (32-43), 1979
Tournament: .600 Wisconsin (93-155), 1979

LOWEST FIELD-GOAL PERCENTAGE

Game: .222 Hawai'i vs. Tennessee (12-54), 1965

MOST 3-POINT FIELD GOALS MADE

Game: 16 New Mexico State vs. Ohio State (att. 39), 1997
Tournament: 37 New Mexico State (att. 91), 1997

FEWEST 3-PT. FIELD GOALS MADE

Game: 0 by many
Tournament: 3 Hawai'i (att. 15), 1989

MOST 3-PT. FIELD GOALS ATTEMPTED

Game: 39 New Mexico State vs. Ohio State
(made 16), 1997
Tournament: 91 New Mexico State vs. Ohio State
(made 37), 1997

FEWEST 3-PT. FIELD GOALS ATTEMPTED

Game: 2 Kansas (made 0), 1986; Hawai'i (made 1), 1986
Tournament: 8 Hawai'i (made 2), 1988

HIGHEST 3-PT. FIELD-GOAL PERCENTAGE

Game (min. 10 att.): .714 Florida (10-14), 1986
Tournament (min. 20 att.): .714 Florida (25-35), 1986

MOST FREE THROWS MADE

Game: 45 Tennessee vs. George Washington
(att. 60), 2000

Tournament: 91 Duke (att. 108), 1989

FEWEST FREE THROWS MADE

Game: 0 Illinois vs. Villanova (att. 2), 1970; 0 McNeese State vs. Hawai'i (att. 0), 2009

Tournament: 12 Long Beach State (att. 22), 2004

MOST FREE THROWS ATTEMPTED

Game: 60 Tennessee vs. George Washington
(made 45), 2000

Tournament: 114 Hawai'i (made 82), 1970

FEWEST FREE THROWS ATTEMPTED

Game: 0 McNeese State vs. Hawai'i (0 made), 2009

Tournament: 22 Long Beach State (made 12), 2004

HIGHEST FREE-THROW PERCENTAGE

Game: 1.000 Subpac vs. Bradley (17-17), 1967
Manhattan vs. Hawai'i (7-7), 2000; Pepperdine vs.
IUPUI (3-3), 2003; Long Beach State vs. Hawai'i (3-3),
2004; Iowa State vs. Northwestern State (16-16), 2005; Valparaiso (13-13) vs.
Charlotte, 2006

Tournament: .906 (29-32) Valparaiso, 2006

LOWEST FREE-THROW PERCENTAGE

Game: .000 Illinois vs. Villanova (0-2), 1970

MOST REBOUNDS

Game: 78 Arizona State vs. Hawai'i Marines, 1971

Tournament: 182 Arizona State, 1971

FEWEST REBOUNDS

Game: 14 Army vs. Princeton, 1979; Hawai'i Marines
vs. Tennessee, 1964

Tournament: 71 Hawai'i, 1966

MOST PERSONAL FOULS

Game: 37 Santa Clara vs. Washington State, 1973;
George Washington vs. Tennessee, 2000

Tournament: 93 Santa Clara, 1973

FEWEST PERSONAL FOULS

Game: 2 Villanova vs. Illinois, 1970

Tournament: 27 Princeton, 1998

MOST ASSISTS

Game: 33 Florida vs. Pennsylvania, 1974

Tournament: 75 Pennsylvania, 1974

FEWEST ASSISTS

Game: 4 Yale vs. Hawai'i, 1988; SW Louisiana vs.
Hawai'i, 1998; Long Beach State vs. Indiana State, 2004; East Tennessee State
vs. St. Mary's, 2007; Southern Utah vs. Northern Colorado, 2009

Tournament: 20 SW Louisiana, 1998; 20 Southern Utah, 2009

MOST TURNOVERS

Game: 37 Arizona State vs. Hawai'i, 1976

Tournament: 81 Alcorn State, 2002

FEWEST TURNOVERS

Game: 4 Rice vs. N.C. State, 1981

Tournament: 26 Indiana, 1980

MOST BLOCKED SHOTS

Game: 14 Arizona State vs. Harvard, 1978

Tournament: 23 Arkansas State, 2001

MOST STEALS

Game: 20 Bradley vs. Alcorn State, 2002

Tournament: 44 Cincinnati, 1989

FEWEST STEALS

Game: 0 by many

Tournament: 4 Cal State Fullerton, 1981

MISCELLANEOUS RECORDS

LARGEST MARGIN OF VICTORY

Game: 54 Illinois vs. Army Redlanders (124-70), 1970

ATTENDANCE

Game: 10,300 (many times)

Tournament: 60,186 (6 sessions), 1994

1964

Wayne Estes (Utah State)
 Leroy Walker (Utah State)
 Clyde Stallsmith (Hawai'i Marines)
 Bill Connelly (Hawai'i Marines)
 John Austin (Boston College)
 MOP: Wayne Estes
 H.S.: Wayne Estes (122 pts.)

1965

Eldridge Webb (Texas)
 Terry Dischinger (Army Redlanders)
 Sherman Dillard (Tulsa)
 Sam Ulrich (St. Louis)
 Stan Washington (Michigan State)
 MOP: Eldridge Webb
 H.S.: Terry Dischinger (91 pts.)

1966

Russ Critchfield (California)
 Lewis Little (Hawai'i)
 Harvey Harmon (Hawai'i)
 Clayton Raaka (Subpac)
 Billy Robinson (Portland)
 MOP: Russ Critchfield
 H.S.: Billy Robinson (78 pts.)

1967

Elvin Hayes (Houston)
 Steve Howell (Ohio State)
 Terry Gamber (Northwestern)
 Leroy Winfield (North Texas State)
 Hemp Hazelton (North Texas State)
 MOP: Elvin Hayes
 H.S.: Elvin Hayes (72 pts.)

1968

Bob Ogden (Santa Clara)
 Dennis Awtry (Santa Clara)
 Rick Mount (Purdue)
 Heyward Dotson (Columbia)
 Jim McMillan, (Columbia)
 MOP: Bob Ogden
 H.S.: Howard Hassen (Subpac) (100 pts.)

1969

Pete Maravich (Louisiana State)
 Jim Morgan (Yale)
 Pete Cross (San Francisco)
 John Johnson (Iowa)
 Joe DePre (St. John's)
 MOP: Pete Maravich
 H.S.: Pete Maravich (113 pts.)

1970

Jerome Freeman (Hawai'i)
 John Penebacker (Hawai'i)
 Rick Howe (Illinois)
 Howard Porter (Villanova)
 Bernie Fryer (Brigham Young)
 MOP: Jerome Freeman
 H.S.: Howard Porter (73 pts.)

1971

Bob Nash (Hawai'i)
 Jerome Freeman (Hawai'i)
 Paul Stovall (Arizona State)
 John Coughran (California)
 Ollie Johnson (Temple)
 MOP: Bob Nash
 H.S.: John Tolmie (HIMarines) (80 pts.)

1972

Terry Howard (Louisville)
 Tom Henderson (Hawai'i)
 Pat Foley (Subpac)
 George Karl (North Carolina)

Bobby Jones (North Carolina)
 MOP: Terry Howard
 H.S.: Terry Mikan (Subpac) (82 pts.)

1973

Tom Henderson (Hawai'i)
 John Garrett (Purdue)
 Marvin Barnes (Providence)
 Kevin Stacom (Providence)
 Steve Puidokas (Washington State)
 MOP: Tom Henderson
 H.S.: John Garrett (69 pts.)

1974

Ron Haigler (Pennsylvania)
 Quinn Buckner (Indiana)
 Steve Green (Indiana)
 Scott May (Indiana)
 Ken Smith (Tulsa)
 MOP: Ron Haigler
 H.S.: Ken Smith (81 pts.)

1975

Dan Frost (Iowa)
 Bruce King (Iowa)
 Tommy Barker (Hawai'i)
 Bob Elliott (Arizona)
 Marv Safford (USC)
 MOP: Dan Frost
 H.S.: Bruce King (74 pts.)

1976

Otis Birdsong (Houston)
 James Hardy (San Francisco)
 Bill Cartwright (San Francisco)
 Marlon Redmond (San Francisco)
 Glen Williams (St. John's)
 MOP: Otis Birdsong
 H.S.: Otis Birdsong (94 pts.)

1977

Danny Ainge (Brigham Young)
 Kim Belton (Stanford)
 Mike O'Koren (North Carolina)
 Mike Russell (Texas Tech)
 Sly Williams (Rhode Island)
 MOP: Phil Ford (North Carolina)
 H.S.: Sly Williams (71 pts.)

1978

Ernie Cobb (Boston College)
 Reggie Johnson (Tennessee)
 Tony Zeno (Arizona State)
 Danny Vranes (Utah)
 Jerry Sichting (Purdue)
 MOP: Joe Barry Carroll (Purdue)
 H.S.: Joe Barry Carroll (63 pts.)

1979

Claude Gregory (Wisconsin)
 Andre Smith (Nebraska)
 Mark Smith (Illinois)
 Eddie Johnson (Illinois)
 Thomas Loudon (Hawai'i)
 MOP: Darrell Griffith (Louisville)
 H.S.: Darrell Griffith (66 pts.)

1980

Isiah Thomas (Indiana)
 Oliver Lee (Marquette)
 Racky Selser (Hawai'i)
 Rodney Jones (Hawai'i)
 Chris Dodds (Clemson)
 MOP: Kenneth Green (UT-Pan American)
 H.S.: Kenneth Green (64 pts.)

1981

Cliff Levingston (Wichita State)
 Thurl Bailey (N.C. State)
 Dereck Whittenburg (N.C. State)
 Quintin Dailey (San Francisco)
 Clarence Dickerson (Hawai'i)
 MOP: Ricky Pierce (Rice)
 H.S.: Ricky Pierce (78 pts.)

1982

Byron Scott (Arizona State)
 Sam Perkins (North Carolina)
 Michael Jordan (North Carolina)
 John Sunvold (Missouri)
 Steve Stipanovich (Missouri)
 MOP: Wayman Tisdale (Oklahoma)
 H.S.: Wayman Tisdale (102 pts.)

1983

Jack Miller (Hawai'i)
 Greg Hicks (Hawai'i)
 Larry Davis (SMU)
 Butch Moore (SMU)
 McKinley Singleton (UAB)
 MOP: Jon Koncak (SMU)
 H.S.: Larry Davis (66 pts.)

1984

Bruce Dalrymple (Georgia Tech)
 Ken Bantum (Cornell)
 Detlef Schrempf (Washington)
 Adrian Branch (Maryland)
 Joe Kleine (Maryland)
 MOP: Mark Price (Georgia Tech)
 H.S.: Ken Bantum (81 pts.)

1985

Keith Morrison (Washington State)
 Harold Pressley (Villanova)
 Dan Bingenheimer (Missouri)
 Derrick Chievous (Missouri)
 Mark Bryant (Seton Hall)
 Hersey Hawkins (Bradley)
 MOP: Keith Morrison
 H.S.: Mark Bryant (66 pts.)

1986

Dennis Hopson (Ohio State)
 Leonard Taylor (California)
 J.J. Weber (Wisconsin)
 Charles Smith (Pittsburgh)
 Curtis Aiken (Pittsburgh)
 MOP: Curtis Aiken
 H.S.: Dennis Hopson (100 pts.)

1987

Carlton McKinney (SMU)
 Vinny Del Negro (N.C. State)
 Chucky Brown (N.C. State)
 Pervis Ellison (Louisville)
 Eric Holloway (Arizona State)
 MOP: Charles Shackleford (N.C. State)
 H.S.: Carlton McKinney (66 pts.)

1988

Dennis Scott (Georgia Tech)
 Tom Hammonds (Georgia Tech)
 Kenny Battle (Illinois)
 Terry Houston (Hawai'i)
 Nick Anderson (Illinois)
 MOP: Nick Anderson
 H.S.: Nick Anderson (65 pts.)

1989

Bobby Hurley (Duke)
 Phil Henderson (Duke)
 Keith Hughes (Rutgers)
 Louis Banks (Cincinnati)

Christian Laettner (Duke)
 MOP: Chris Gaines (Hawai'i)
 H.S.: Chris Gaines (67 pts.)

1990

Allan Houston (Tennessee)
 Robert George (Wichita State)
 Bobby Martin (Pittsburgh)
 Ray Reed (Hawai'i)
 Phil Lott (Hawai'i)
 MOP: Jason Matthews (Pittsburgh)
 H.S.: Allan Houston (77 pts.)

1991

Lance Miller (Villanova)
 James Robinson (Alabama)
 Neil Derrick (Washington State)
 Terrence Lewis (Washington State)
 Latrell Sprewell (Alabama)
 MOP: Phil Lott (Hawai'i)
 H.S.: Phil Lott (76 pts.)

1992

Jalen Rose (Michigan)
 Eric Montross (North Carolina)
 Lindsey Hunter, Jr. (Jackson State)
 Eric Pauley (Kansas)
 George Lynch (North Carolina)
 MOP: Chris Webber (Michigan)
 H.S.: Lindsey Hunter, Jr. (98 pts.)

1993

Brooks Thompson (Oklahoma State)
 Clifford Rozier (Louisville)
 Dametri Hill (Florida)
 Brent Kell (Evansville)
 Trevor Ruffin (Hawai'i)
 MOP: Dwayne Morton (Louisville)
 H.S.: Trevor Ruffin (85 pts.)

1994

Corey Beck (Arkansas)
 Cherokee Parks (Duke)
 Jess Settles (Iowa)
 Scotty Thurman (Arkansas)
 Tony Maroney (Hawai'i)
 MOP: Corliss Williamson (Arkansas)
 H.S.: Ryan Minor (Oklahoma) (52 pts.)

1995

Tyson Wheeler (Rhode Island)
 Edgar Padilla (UMass)
 Carmelo Travieso (UMass)
 Todd Fuller (N.C. State)
 Anthony Harris (Hawai'i)
 MOP: John Wallace (Syracuse)
 H.S.: Anthony Harris (89 pts.)

1996

Jason Maile (Pittsburgh)
 Sunday Adebayo (Memphis)
 Terrell Stokes (Maryland)
 Michael Chadwick (Georgia)
 Anthony Carter (Hawai'i)
 MOP: Keith Booth (Maryland)
 H.S.: Jason Maile (70 pts.)

1997

Tyrone Lue (Nebraska)
 Billy Thomas (Kansas)
 Alika Smith (Hawai'i)
 Drew Maddux (Vanderbilt)
 Paul Pierce (Kansas)
 MOP: Anthony Carter (Hawai'i)
 H.S.: Paul Pierce (78 pts.)

RAINBOW CLASSIC ALL-TOURNAMENT/ALL-TIME CHAMPIONS

1998

Terrell Baker (Florida State)
Mike Robinson (Hawai'i)
Gabe Muoneke (Texas)
Brian Earl (Princeton)
Galen Young (UNC-Charlotte)
MOP: Gabe Lewullis (Princeton)
H.S.: Aubrey Reece (Murray St.) (67 pts.)

1999

Troy Ostler (Hawai'i)
Robert O'Kelley (Wake Forest)
Richie Frahm (Gonzaga)
Richard Fox (Colorado)
A.D. Smith (Oregon)
MOP: Predrag Savovic (Hawai'i)
H.S.: A.D. Smith (67 pts.)

2000

Maurice Jeffers (Saint Louis)
Dean Oliver (Iowa)
Ron Slay (Tennessee)
Mindaugas Burneika (Hawai'i)
Predrag Savovic (Hawai'i)
MOP: Tony Harris (Tennessee)
H.S.: Rashad Phillips (Detroit) (65 pts.)

2001

Alex Shorts (Miami, Ohio)
Jason Jennings (Arkansas State)
Troy Bell (Boston College)
Ezra Williams (Georgia)
Predrag Savovic (Hawai'i)
MOP: Haim Shimonovich (Hawai'i)
H.S.: Troy Bell/Alex Shorts (60 pts.)

2002

Patrick Sparks (Western Kentucky)
Danny Granger (Bradley)
Darnell Archey (Butler)
Duane Lightfoot, Jr. (Butler)
Nkeruwm Akpan (Hawai'i)
MOP: Carl English (Hawai'i)
H.S.: Carl English (66 pts.)

2003

Deng Gai (Fairfield)
Alex Acker (Pepperdine)
Jerald Fields (East Tennessee State)
Akeem Clark (IUPUI)
Phil Martin (Hawai'i)
MOP: Michael Kuebler (Hawai'i)
H.S.: Michael Kuebler (76 pts.)

2004

Caleb Green (Oral Roberts)
Jeff Green (Georgetown)
Donell Taylor (UAB)
Bobby Nash (Hawai'i)
Gabriel Pruitt (USC)
MOP: Matt Gibson (Hawai'i)
H.S.: Caleb Green (63 pts.)

2005

Curtis Stinson (Iowa State)
Michael Harrison (Colorado State)
Ahmet Gueye (Hawai'i)
Clifton Lee (Northwestern State)
Chris Stephens (Oregon State)
MOP: Will Blalock (Iowa State)
H.S.: James Holmes (S. Florida) (62 pts.)

2006

Alex Marie (Nebraska)
Dion Dowell (Houston)
Ahmet Gueye (Hawai'i)

Dane Watts (Creighton)
Nate Funk (Creighton)
MOP: Matt Lojeski (Hawai'i)
H.S.: Matt Lojeski (Hawai'i) (74 pts.)

2007

Chris Gradnigo (Louisiana-Lafayette)
Kevin Sims (Tulane)
Diamon Simpson (St. Mary's)
Jerome Tillman (Ohio)
Leon Williams (Ohio)
MOP: Patrick Mills (St. Mary's)
H.S.: Leon Williams (Ohio) (67 pts.)

2008

Calvin Betts (Buffalo)
Roderick Flemings (Hawai'i)
Cory Higgins (Colorado)
Mike Trimboli (Vermont)
Marcus Walker (Colorado State)
MOP: Andy Robinson (Buffalo)
H.S.: Cory Higgins (Colorado), Marcus Walker (Colorado St.) (54 pts.)

2009

Will Figures (Northern Colorado)
Roderick Flemings (Hawai'i)
Chris Kaba (Northern Colorado)
Jeremy Lay (Hawai'i)
Dwain Williams (Hawai'i)
MOP: Yashosh Bonner (No. Colorado)
H.S.: Will Figures (No. Colorado) (54 pts.)

2010

Bill Amis (Hawai'i)
Bo Barnes (Hawai'i)
Orane Chin (Cal State Fullerton)
Bobby Howard (Montana State)
Jalin Thomas (Central Michigan)
MOP: Hiram Thompson (Hawai'i)
H.S.: Orane Chin (CS Fullerton) (68 pts.)

2011

No Tournament

2012

Art Beranardi, Houston Baptist
Marcus Davis, Houston Baptist
Brandon Spearman, Hawai'i
Christian Standhardinger, Hawai'i
Hauns Brereton, Hawai'i
MOP: Vander Joaquim, Hawai'i
HS: Art Beranardi, HBU (53 pts)

2013

David Brown, Western Michigan
Patrick Miller, Tennessee State
Daniel Mullings, New Mexico State
Tshilidzi Nephawe, New Mexico State
Christian Standhardinger, Hawai'i
MOP: Isaac Fotu, Hawai'i
H.S: Patrick Miller, Tennessee State (62 pts)

PAST RAINBOW CLASSIC CHAMPIONS

YEAR	CHAMPION	RUNNER-UP	SCORE
1964	Hawai'i Marines	Wisconsin	69-62
1965	Tulsa	St. Louis	70-64
1966	California	Subpac	60-45
1967	Houston	North Texas St.	45-43
1968	Santa Clara	Columbia	64-58
1969	Yale	Louisiana St.	97-94
1970	Hawai'i	Brigham Young	94-90
1971	Hawai'i	Arizona State	87-77
1972	North Carolina St.	Louisville	89-86
1973	Hawai'i	Purdue	76-67*
1974	Indiana	Hawai'i	69-52
1975	USC	Iowa	81-73
1976	San Francisco	Houston	86-81
1977	North Carolina St.	Stanford	92-61
1978	Purdue	Utah	77-62
1979	Illinois	Hawai'i	94-82
1980	Clemson	Hawai'i	75-71
1981	Rice	North Carolina St.	51-47
1982	North Carolina	Missouri	73-58
1983	SMU	Hawai'i	82-73
1984	Georgia Tech	Maryland	70-69
1985	Missouri	Washington St.	70-63
1986	Pittsburgh	Wisconsin	98-82
1987	North Carolina St.	Arizona St.	83-71
1988	Illinois	Hawai'i	96-87
1989	Duke	Hawai'i	87-75
1990	Hawai'i	Pittsburgh	84-82
1991	Alabama	Washington St.	71-68
1992	Michigan	Kansas	86-74
1993	Louisville	Hawai'i	85-79
1994	Arkansas	Iowa	101-92
1995	Massachusetts	Syracuse	65-47
1996	Georgia	Maryland	73-65
1997	Hawai'i	Kansas	76-65
1998	Princeton	UNC-Charlotte	47-43
1999	Hawai'i	Oregon	66-63
2000	Tennessee	Hawai'i	69-58
2001	Hawai'i	Georgia	54-44
2002	Hawai'i	Butler	81-78 (ot)
2003	Hawai'i	Fairfield	50-49 (ot)
2004	Hawai'i	USC	72-68
2005	Iowa State	Colorado State	87-80
2006	Hawai'i	Creighton	76-60
2007	St. Mary's	Ohio	70-63
2008	Buffalo	Colorado State	67-53
2009	No. Colorado	Hawai'i	75-81
2010	Hawai'i		#NA
2011	No Tournament		
2012	Hawai'i	Houston Baptist	73-60
2013	Western Michigan		%NA

* denotes later forfeited due to ineligible player

Round-robin results % Round-robin tie-breaker results

UH All-Time Rainbow Classic Finishes

Hawai'i is 84-63 (.571) all-time in the Rainbow Classic and has reached the championship game 23 times in 49 years. UH has won the tournament title 13 times, while finishing runner-up another nine times.

1964 - 8th	1977 - 8th	1990 - 1st	2003 - 1st
1965 - 8th	1978 - 4th	1991 - 3rd	2004 - 1st
1966 - 4th	1979 - 2nd	1992 - 4th	2005 - 3rd
1967 - 5th	1980 - 2nd	1993 - 2nd	2006 - 1st
1968 - 4th	1981 - 5th	1994 - 3rd	2007 - 8th
1969 - 8th	1982 - 4th	1995 - 8th	2008 - 5th
1970 - 1st	1983 - 2nd	1996 - 3rd	2009 - 2nd
1971 - 1st	1984 - 2nd	1997 - 1st	2010 - 1st
1972 - 3rd	1985 - 8th	1998 - 4th	2011 - None
1973 - 1st	1986 - 8th	1999 - 1st	2012 - 1st
1974 - 2nd	1987 - 8th	2000 - 2nd	2013 - T2nd
1975 - 4th	1988 - 2nd	2001 - 1st	
1976 - 4th	1989 - 2nd	2002 - 1st	

All-Time Conference Tournament Results
WESTERN ATHLETIC CONFERENCE
1984

(@ Salt Lake City, UT)

Preliminary Round

Utah L 65-69

1985

(@ Fort Collins, CO)

Preliminary Round

Colorado State L 68-73 ot

1986

(@ Colorado Springs, CO)

Preliminary Round

Air Force L 58-64

1987

(@ San Diego)

Preliminary Round

San Diego State L 90-93

1988

(@ Provo, UT)

Preliminary Round

Air Force W 84-76

Quarterfinals

Brigham Young L 74-76

1989

(@ Salt Lake City, UT)

Quarterfinals

Brigham Young W 72-69

Semifinals

Colorado State L 46-50

1990

(@ El Paso, TX)

Quarterfinals

Wyoming W 66-63

Semifinals

Utah W 66-60

Finals

UTEP L 58-75

1991

(@ Laramie, WY)

Quarterfinals

New Mexico W 68-67

1991 (cont.)
Semifinals

Brigham Young L 71-73 ot

1992

(@ Fort Collins, CO)

Quarterfinals

Utah L 69-81

1993

(@ Salt Lake City, UT)

First Round

Air Force W 62-54

Quarterfinals

Brigham Young L 71-85

1994

(@ Salt Lake City, UT)

Quarterfinals

Colorado State W 65-61

Semifinals

New Mexico W 61-58

Finals

Brigham Young W 73-66

1995

(@ Albuquerque, NM)

Quarterfinals

UTEP W 66-65

Semifinals

Colorado State W 66-64

Finals

Utah L 54-67

1996

(@ Albuquerque, NM)

Preliminary Round

UTEP L 69-77

(UTEP later forfeited)

Quarterfinals

Utah L 63-76

1997

(@ Las Vegas, NV)

Quarterfinals

New Mexico L 57-65

1998

(@ Las Vegas, NV)

Preliminary Round

UNLV L 59-64

1999

(@ Las Vegas, NV)

Did not qualify

2000

(@ Fresno, CA)

Quarterfinals

SMU W 87-82

Semifinals

Fresno State L 102-103 2ot

2001

(@ Tulsa, OK)

Quarterfinals

TCU W 99-79

Semifinals

Fresno State W 76-67

Finals

Tulsa W 78-72 ot

2002

(@ Tulsa, OK)

Quarterfinals

San Jose State W 71-56

Semifinals

Nevada W 90-68

Finals

Tulsa W 73-59

2003

(@ Tulsa, OK)

Quarterfinals

Rice W 62-61 ot

Semifinals

Tulsa L 56-65

2004

(@ Fresno, CA)

Quarterfinals

Rice L 68-70

2005

(@ Reno, NV)

Preliminary Round

San Jose State W 72-48

Quarterfinals

UTEP L 62-80

2006

(@ Reno, NV)

Quarterfinals

New Mexico State L 57-58

2007

(@ Las Cruces, NM)

Quarterfinals

Utah State L 70-73

2008

(@ Las Cruces, NM)

Quarterfinals

Boise State L 74-80

2009

(@ Reno, NV)

Preliminary Round

Fresno State L 58-62

2010

(@ Reno, NV)

Did not qualify

2011

(@ Las Vegas, NV)

Preliminary Round

San Jose State L 74-75

2012

(@ Las Vegas, NV)

Quarterfinals

Idaho W 72-70

Semifinals

New Mexico St L 81-92

BIG WEST CONFERENCE
2013

(@ Anaheim, CA)

Quarterfinals

UC Irvine L 60-71

2014

(@ Anaheim, CA)

Quarterfinals

Cal St Northridge L 84-87 (OT)

Year-By-Year Finishes
WAC
1984 Prelim. Round

1985 Prelim. Round

1986 Prelim. Round

1987 Prelim. Round

1988 Quarterfinals

1989 Semifinals

1990 Finals

1991 Semifinals

1992 Quarterfinals

1993 Quarterfinals

1994 **Champions**
1995 Finals

1996 Quarterfinals

1997 Quarterfinals

1998 Prelim. Round

1999 Did not participate

2000 Semifinals

2001 **Champions**
2002 **Champions**
2003 Semifinals

2004 Quarterfinals

2005 Quarterfinals

2006 Quarterfinals

2007 Quarterfinals

2008 Quarterfinals

2009 Prelim. Round

2010 Did not participate

2011 Prelim. Round

2012 Semifinals

All-Time Record: 21-25 (.457)

Big West
2013 Quarterfinals

2014 Quarterfinals

All-Time Record: 0-2 (.000)

Individual Highs

Points Scored

33, Carl English vs. Tulsa, 3/14/03
 31, Predrag Savovic vs. Nevada, 3/8/02
 28, Predrag Savovic vs. Tulsa, 3/9/02
 28, Andre Morgan vs. Colorado State, 3/4/85

Field Goals Made

13, Carl English vs. Tulsa, 3/14/03
 13, Andre Morgan vs. Colorado State, 3/4/85

Field Goals Attempted

22, Carl English vs. Tulsa, 3/14/03

3-Point Field Goals Made

6, Carl English vs. Tulsa, 3/14/03
 6, Predrag Savovic vs. Nevada, 3/8/02
 6, Trevor Ruffin vs. Brigham Young, 3/12/94

3-Point Field Goals Attempted

11, Predrag Savovic vs. Tulsa, 3/9/02
 11, Predrag Savovic vs. Nevada, 3/8/02
 11, Tes Whitlock vs. Utah, 3/7/96
 11, Trevor Ruffin vs. Brigham Young, 3/12/94

Free Throws Made

14, Christian Standhardinger vs. Cal State Northridge, 3/13/14

Free Throws Attempted

16, Joston Thomas vs. San Jose State, 3/9/11
 16, Christian Standhardinger vs. Cal State Northridge, 3/13/14

Rebounds

17, Tony Maroney vs. Colorado State, 3/10/94
 17, Reggie Cross vs. Air Force, 3/9/88

Assists

13, Jeremiah Ostrowski vs. New Mexico State, 3/9/12

Blocked Shots

4, Tony Maroney vs. Brigham Young, 3/12/94

Steals

5, Phil Martin vs. Rice, 3/13/03
 5, Jerald Wrightsil vs. San Diego State, 3/3/87

TEAM HIGHS/LOWS

Points Scored

High: 100 vs. Fresno State, 3/10/00
Low: 46 vs. Colorado State, 3/10/89

Field Goals Made

High: 38 vs. Fresno State, 3/10/00
 38 vs. San Diego State, 3/3/87
Low: 17 vs. UTEP, 3/10/90

Field Goals Attempted

High: 80 vs. Fresno State, 3/10/00
Low: 45 vs. Utah, 3/9/90

Field-Goal Percentage

High: .600 vs. TCU, 3/8/01
Low: .326 vs. UTEP, 3/10/90

3-Point Field Goals Made

High: 13 vs. TCU, 3/8/01
Low: 0 vs. Utah, 3/9/90
 0 vs. Brigham Young, 3/8/89

3-Point Field Goals Attempted

High: 33 vs. Tulsa, 3/10/01
Low: 0 vs. Utah, 3/9/90

3-Point Field-Goal Percentage

High: .571 vs. Nevada, 3/8/02
Low: .000 vs. Utah, 3/9/90
 .000 vs. Brigham Young, 3/8/89

Free Throws Made

High: 28 vs. UTEP, 3/6/96
Low: 3 vs. Colorado State, 3/10/89

Free Throws Attempted

High: 38 vs. UTEP, 3/6/96
Low: 7 vs. San Jose State, 3/8/05
 7 vs. Colorado State, 3/10/89

Free-Throw Percentage

High: .867 vs. San Diego State, 3/3/87
Low: .429 vs. Colorado State, 3/10/89

Rebounds

High: 58 vs. Colorado State, 3/10/94
Low: 20 vs. Colorado State, 3/10/95

Assists

High: 26 vs. TCU, 3/8/01
Low: 7 vs. Utah, 3/11/95

Turnovers

High: 25 vs. Fresno State, 3/9/01
Low: 6 vs. Tulsa, 3/9/02

Blocked Shots

High: 9 vs. Utah, 3/5/84
Low: 0, by many

Steals

High: 13 vs. Utah, 3/13/92
 13 vs. San Diego State, 3/3/87
Low: 2 vs. Brigham Young, 3/12/94

Opponent Individual Records

Points Scored

33, Michael Smith, Brigham Young, 3/8/89
 33, Mark Ingles, UTEP, 3/6/96
 30, Kenneth Roberts, Brigham Young, 3/12/94
 30, Tony Ross, San Diego State, 3/3/87

Field Goals Made

13, Michael Harris, Rice, 3/11/04

Field-Goal Pct. (min. 10 att.)

.857 (12-14), Kenneth Roberts, BYU, 3/12/94

3-Point Field Goals Made

8, Tony Ross, San Diego State, 3/3/87

Free Throws Made

15, Pat Durham, Colorado State, 3/10/89

Rebounds

17, Lewis LaMar, New Mexico, 3/11/94

Assists

9, Rashid Smith, Rice, 3/11/04
 9, Mark Dickel, UNLV, 3/3/98
 9, Ryan Yoder, Colorado State, 3/10/94
 9, Mark Santiago, Brigham Young, 3/8/89

Blocked Shots

4, Kevin Johnson, Tulsa, 3/9/02
 4, Kenny Thomas, New Mexico, 3/6/97

Steals

6, Chris Jefferies, Fresno State, 3/9/01

H POSTSEASON HISTORY

Postseason Appearances: 14

Postseason Record: 11-14 (.440)

YEAR	OPPONENT	RESULT	SCORE	TOURN.	ROUND	REGIONAL	SITE	HEAD COACH
1971	Oklahoma	W	88-87	NIT	First	—	New York City, NY	Red Rocha
	St. Bonaventure	L	64-73	NIT	Quarterfinals	—	New York City, NY	Red Rocha
1972	Weber State	L	64-91	NCAA	First	West	Pocatello, ID	Red Rocha
1974	Fairfield	W	66-65	NIT	First	—	New York City, NY	Bruce O'Neil
	Purdue	L	72-85	NIT	Quarterfinals	—	New York City, NY	Bruce O'Neil
1989	California	L	57-73	NIT	First	—	Berkeley, CA	Riley Wallace
1990	Stanford	W	69-57	NIT	First	—	Honolulu, O'ahu	Riley Wallace
	Long Beach State	W	84-79	NIT	Second	—	Honolulu, O'ahu	Riley Wallace
	New Mexico	L	58-80	NIT	Quarterfinals	—	Albuquerque, NM	Riley Wallace
1994	Syracuse	L	78-92	NCAA	First	West (#13 seed)	Ogden, UT	Riley Wallace
1997	Oregon	W	71-61	NIT	First	—	Honolulu, O'ahu	Riley Wallace
	UNLV	L	80-89	NIT	Second	—	Las Vegas, NV	Riley Wallace
1998	Arizona State	W	90-73	NIT	First	—	Honolulu, O'ahu	Riley Wallace
	Gonzaga	W	78-70	NIT	Second	—	Honolulu, O'ahu	Riley Wallace
	Fresno State	L	83-85	NIT	Quarterfinals	—	Honolulu, O'ahu	Riley Wallace
2001	Syracuse	L	69-79	NCAA	First	Midwest (#12 seed)	Dayton, OH	Riley Wallace
2002	Xavier	L	58-70	NCAA	First	West (#10 seed)	Dallas, TX	Riley Wallace
2003	UNLV	W	85-68	NIT	First	—	Las Vegas, NV	Riley Wallace
	Minnesota	L	70-84	NIT	Second	—	Minneapolis, MN	Riley Wallace
2004	Utah State	W	85-74	NIT	First	—	Logan, UT	Riley Wallace
	Nebraska	W	84-83	NIT	Second	—	Honolulu, O'ahu	Riley Wallace
	Michigan	L	73-88	NIT	Quarterfinals	—	Ann Arbor, MI	Riley Wallace
2011	Portland	W	76-64	CIT	First	—	Honolulu, O'ahu	Gib Arnold
	San Francisco	L	74-77	CIT	Second	—	Honolulu, O'ahu	Gib Arnold
2013	Air Force	L	65-69	CIT	First	—	Honolulu, O'ahu	Gib Arnold



4 Appearances
1972, 1994, 2001, 2002
0-4 (.000)



8 Appearances
1971, 1974, 1989, 1990, 1997, 1998, 2003, 2004
10-8 (.556)



2 Appearances
2011, 2013
1-2 (.333)

INDIVIDUAL HIGHS

Points Scored

33, Anthony Carter vs. Gonzaga (1998 NIT)
 33, Tom Henderson vs. Purdue (1974 NIT)
 28, Michael Kuebler vs. Utah State (2004 NIT)
 28, Anthony Carter vs. Arizona State (1998 NIT)

Field Goals Made

13, Anthony Carter vs. Gonzaga (1998 NIT)
 13, Tom Henderson vs. Purdue (1974 NIT)

Field Goals Attempted

25, Anthony Carter vs. Fresno State (1998 NIT)

3-Point Field Goals Made

7, Trevor Ruffin vs. Syracuse (1994 NCAA)

3-Point Field Goals Attempted

13, Trevor Ruffin vs. Syracuse (1994 NCAA)

Free Throws Made

10, Zane Johnson vs. Portland (2011 CIT)

Free Throws Attempted

10, Zane Johnson vs. Portland (2011 CIT)
 10, Troy Ostler vs. Syracuse (2001 NCAA)

Rebounds

19, Bob Nash vs. St. Bonaventure (1971 NIT)

Assists

11, Anthony Carter vs. Oregon (1997 NIT)

Blocked Shots

4, Bill Amis vs. San Francisco (2011 CIT)
 4, Haim Shimonovich vs. Xavier (2002 NCAA)
 4, Tony Maroney vs. Syracuse (1994 NCAA)

Steals

5, Bill Amis vs. Portland (2011 CIT)
 5, Alika Smith vs. Gonzaga (1998 NIT)

CAREER LEADERS

Points Scored

116, Anthony Carter (5 games)

Scoring Average

26.5, Tom Henderson (2 games)

Field Goals Made

45, Anthony Carter (5 games)

Field Goals Attempted

89, Anthony Carter (5 games)

3-Point Field Goals Made

19, Michael Kuebler (5 games)

3-Point Field Goals Attempted

39, Michael Kuebler (5 games)

Free Throws Made

19, Anthony Carter (5 games)

Free Throws Attempted

26, Anthony Carter (5 games)

Rebounds

34, Haim Shimonovich (7 games)

Assists

40, Anthony Carter (5 games)

Blocked Shots

13, Haim Shimonovich (7 games)

Steals

12, Alika Smith (5 games)

2014-15 RAINBOW WARRIOR BASKETBALL

TEAM HIGHS/LOWS

Points Scored

High
 90 vs. Arizona State (1998 NIT)

Low
 57 vs. California (1989 NIT)

Field Goals Made

High
 37 vs. Arizona State (1998 NIT)
 37 vs. Oklahoma (1971 NIT)

Low
 22 vs. Air Force (2013 CIT)

Field Goals Attempted

High
 85 vs. Oklahoma (1971 NIT)

Low
 49 vs. Nebraska (2004 NIT)

Field-Goal Percentage

High
 .618 (34-55) vs. Utah State (2004 NIT)

Low
 .308 (24-78) vs. Weber State (1972 NCAA)

3-Point Field Goals Made

High
 10 vs. Syracuse (1994 NCAA)
 10 at Minnesota (2003 NIT)

Low
 0 vs. Stanford (1990 NIT)

3-Point Field Goals Attempted

High
 26 vs. Syracuse (2001 NCAA)

Low
 2 vs. Stanford (1990 NIT)

3-Point Field-Goal Percentage

High
 .615 (8-13) vs. Utah State (2004 NIT)

Low
 .000 (0-2) vs. Stanford (1990 NIT)

Free Throws Made

High
 28 vs. Portland (2011 CIT)

Low
 4 vs. Xavier (2002 NCAA)

Free Throws Attempted

High
 39 vs. Portland (2011 CIT)

Low
 6 vs. Xavier (2002 NCAA)

Free-Throw Percentage

High
 .941 (16-17) vs. Syracuse (2001 NCAA)

Low
 .350 (7-20) vs. California (1989 NIT)

Rebounds

High
 66 vs. Oklahoma (1971 NIT)

Low
 22 at Minnesota (2003 NIT)

Assists

High
 25 vs. Nebraska (2004 NIT)

Low
 2 vs. Weber State (1972 NCAA)

Turnovers

High
 25 vs. Purdue (1974 NIT)

Low
 11 vs. Gonzaga (1998 NIT)
 11 at UNLV (2003 NIT)

Blocked Shots

High
 7 vs. San Francisco (2011 CIT)

Low
 0 vs. Long Beach State (1990 NIT)

Steals

High
 11 vs. Portland (2011 CIT)
 11 vs. Stanford (1990 NIT)

Low
 0 vs. Long Beach State (1990 NIT)

OPPONENT INDIVIDUAL RECORDS

Points Scored

32, Bob Davis, Weber State (1972 NCAA)
 32, Bobby Jack, Oklahoma (1971 NIT)
 31, Adam Keefe, Stanford (1990 NIT)
 30, Jeremy Veal, Arizona State (1998 NIT)

Field Goals Made

14, Bobby Jack, Oklahoma (1971 NIT)

Field-Goal Percentage (min. 10 att.)

.800, Luc Longley, New Mexico (1990 NIT)

3-Pt. Field Goals Made

6, Mike Fitzgerald, Air Force (2013 CIT)
 6, Brian Conklin, Nebraska (2004 NIT)

Free Throws Made

11, Adam Keefe, Stanford (1990 NIT)

Rebounds

16, Kyle Milling, Oregon (1997 NIT)

Assists

9, Rafer Alston, Fresno State (1998 NIT)
 9, Adrian Autry, Syracuse, (1994 NCAA)

Blocked Shots

7, Luc Longley, New Mexico (1990 NIT)

Steals

5, Mark Brown, Utah State (2004 NIT)
 5, Lionel Chalmers, Xavier (2002 NCAA)



1971-72

Head Coach: Red Rocha
Record: 24-3; Independent
At-Large Berth

The 1971-72 squad, famously nicknamed the "Fabulous Five," captivated the state by finishing the season with a 24-3 record and the program's first trip to the NCAA Tournament. The team played before sold-out crowds at the Neal S. Blaisdell Center, where it won all 19 games, including consecutive victories over nationally ranked Florida State. UH opened the NCAA Tournament with a 91-64 loss to Weber State. Bob Nash led the team in scoring (18.2) and rebounding (14.3), becoming the first Rainbow to average a double-double for the season. Coupled with a 23-5 record and an NIT appearance in 1970-71, the Fabulous Five posted the best two-year record (49-8) in school history.

1971-72 ROSTER

NO	NAME	POS	HT	WT	CL	HOMETOWN
11	Willie Martin	G	6-2	165	Jr.	Hartford, CT
12	Dwight Holiday	G/F	6-4	180	Sr.	Santa Rosa, CA
13	Mike Kendall	G	5-10	170	Sr.	Arcadia, CA
14	Jerome Freeman	G	5-9	170	Sr.	Chicago, IL
15	Mark Skillicorn	G	6-0	165	Jr.	San Jose, CA
21	John Penebacker	F	6-2	170	Jr.	Cincinnati, OH
22	Al Davis	F	6-7	205	Sr.	Chicago, IL
23	Artie Wilson	G	6-2	175	So.	Portland, OR
24	Tyrone Bradshaw	G/F	6-3	185	Jr.	Washington, D.C.
25	Mike Blackshire	F	6-5	225	So.	Los Angeles, CA
31	Todd Huber	F/C	6-6	210	Sr.	Puyallup, WA
32	Bob Titchenal	F	6-5	185	Jr.	San Jose, CA
33	Bob Nash	F/C	6-8	215	Sr.	Hartford, CT
34	Jim Wienstroer	C	6-9	215	Jr.	Chesterfield, MO
35	Charlie Williams	G	6-1	205	Jr.	Wichita, KS

Head coach: Red Rocha

Assistant coach: Bruce O'Neil

1971-72 RESULTS

DATE	W/L	SCORE	OPPONENT
D 2	W	89-71	Oregon State
D 3	W	76-73	Oregon State
D 10	W	97-68	Linfield
D 11	W	115-73	Linfield
D 18	W	30-10	Florida State (forfeit)
D 22	W	81-76	Florida State
D 27	W	85-83	Northwestern (ot) (RC)
D 29	W	87-79	California (RC)
D 30	W	87-77	Arizona State (RC)
J 4	L	78-88	at Loyola Marymount
J 8	W	96-91	at Centenary
J 10	W	84-65	at Rice
J 12	W	77-71	at Connecticut
J 15	W	90-87	at Portland
J 21	W	94-85	Pepperdine
J 22	W	125-88	Pepperdine
J 28	W	106-49	Redlands

DATE	W/L	SCORE	OPPONENT
J 29	W	84-50	Redlands
F 4	L	89-90	at Westmont
F 5	W	88-79	at UC Irvine
F 11	W	96-58	U.S. International
F 12	W	85-55	U.S. International
F 18	W	117-97	Oklahoma City
F 19	W	109-95	Oklahoma City
F 25	W	94-75	San Diego State
F 26	W	91-83	San Diego State
M 11	L	64-91	vs. Weber State (NCAA)

RC - Rainbow Classic (Honolulu, O'ahu)
 NCAA - NCAA Tournament (Pocatello, ID)



1993-94

Head Coach: Riley Wallace
Record: 18-15; WAC Record: 11-7 (4th)
WAC Tournament Champions

The 1993-94 team overcame an 0-4 start by winning the program's first WAC Tournament. The team failed to score more than 50 points in its first three games and lost by an average of 42 points at the Great Alaska Shoot-out. But the Rainbows rebounded and won seven of their first eight WAC games. In the WAC Tournament, UH squeaked out wins over Colorado State (66-61) and New Mexico (61-58) before upsetting in-state favorite Brigham Young (72-66) for the title. Making their first NCAA Tournament in 22 years, the Rainbows hung tough against Syracuse before falling 92-78 in first-round action. Guard Trevor Ruffin led the team in scoring (20.8) while center Tony Maroney was the team leader in rebounding (9.8).

1993-94 ROSTER

NO	NAME	POS	HT	WT	CL	HOMETOWN
3	Rodney Washington	G	6-1	185	Sr.	Mesquite, TX
4	Anthony Cummings	F	6-7	223	Fr.	Jacksonville, FL
12	Jarinn Akana	G	6-1	185	Sr.	Kaunakakai, Molokai
13	Trevor Ruffin	G	6-1	197	Sr.	Buffalo, NY
21	Marlon Minifree	F	6-6	181	Fr.	Chicago, IL
22	Kalia McGee	G	6-1	179	Jr.	Honolulu, O'ahu
23	John Sponagle	G	6-4	172	Sr.	Indianapolis, IN
25	Wendell Owens	G	5-10	175	Jr.	San Francisco, CA
32	Walter Bonner	F	6-6	240	Jr.	Gilroy, CA
33	John Molle, Jr.	F	6-4	213	Jr.	Irvine, CA
34	Phil Handy	F/G	6-5	190	Jr.	Hayward, CA
42	Lonnie Benjamin	F/C	6-10	218	Fr.	Chicago, IL
44	Ahmad Ricketts	F/C	6-8	209	Sr.	Jersey City, NJ
50	Tony Maroney	C	7-1	293	Jr.	Lockport, NY

Head coach: Riley Wallace

Assistant coaches: Bob Nash, Jackson Wheeler, Jamie Dixon

1993-94 RESULTS

DATE	W/L	SCORE	OPPONENT
N 25	L	47-100	vs. Portland (GAS)
N 26	L	49-87	vs. Wake Forest (GAS)
N 27	L	48-83	vs. North Carolina St. (GAS)
D 1	L	77-92	at North Carolina
D 10	W	72-54	Missouri-K.C. (UAL)
D 11	L	59-79	UAB (UAL)
D 17	W	92-67	Mercer (NIKE)
D 18	L	61-65	Kansas State (NIKE)
D 27	W	85-69	Army (RC)
D 29	W	67-62	Evansville (RC)
D 30	L	79-85	Louisville (RC)
J 3	W	78-73	at San Diego State
J 8	W	76-64	Wyoming
J 10	W	70-66	Colorado State
J 13	W	82-72	at UTEP
J 15	L	55-74	at New Mexico
J 20	W	72-56	Utah
J 22	W	69-66	Brigham Young
J 27	W	60-58	at Air Force
J 29	L	65-81	at Fresno State
F 3	W	72-56	Air Force

DATE	W/L	SCORE	OPPONENT
F 5	L	82-88	Fresno State
F 10	L	74-81	at Utah (ot)
F 12	L	79-85	at Brigham Young
F 17	W	104-103	UTEP (ot)
F 19	W	83-67	New Mexico
F 24	W	95-94	at Wyoming (3ot)
F 26	L	74-81	at Colorado State
M 5	L	74-84	San Diego State
M 10	W	65-61	vs. Colorado State (WAC)
M 11	W	61-58	vs. New Mexico (WAC)
M 12	W	73-66	vs. Brigham Young (WAC)
M 17	L	78-92	vs. Syracuse (NCAA)

GAS - Great Alaska Shootout (Anchorage, AK)
 UAL - United Airlines Tip-Off Tournament (Honolulu, O'ahu)
 NIKE - Hawai'i-Nike Festival (Honolulu, O'ahu)
 RC - Rainbow Classic (Honolulu, O'ahu)
 WAC - WAC Tournament (Salt Lake City, UT)
 NCAA - NCAA Tournament (Ogden, UT)



2000-01

Head Coach: Riley Wallace
Record: 17-14; WAC Record: 8-8 (T-5th)
WAC Tournament Champions

Behind a dominant performance by freshman guard Carl English, Hawai'i swept through the WAC Tournament and earned an automatic trip to the NCAA Tournament in 2000-01. English's heroic play ignited upsets of TCU (99-79), top-seeded Fresno State (76-67) and host Tulsa (78-72) in overtime. In the championship game against the Golden Hurricane, English's banker in the final seconds of regulation sent the game to overtime. UH overcame an 0-3 start to the conference season by winning seven of its eight WAC home games. The 'Bows were pitted against Syracuse in the NCAA Tournament first round and suffered a 79-69 defeat. Guard Predrag Savovic led the team in scoring (17.6) while Troy Ostler was the team leader in rebounding (5.8).

2000-01 ROSTER

NO	NAME	POS	HT	WT	CL	HOMETOWN
1	Predrag Savovic	G/F	6-6	225	Jr.	Herceg Novi, Yugoslavia
2	Phil Martin	F	6-7	198	Fr.	Hamilton, Ontario
3	Mike McIntyre	G	6-3	205	Jr.	Long Beach, CA
4	Bosko Radovic	F	6-9	220	Fr.	Montenegro, Yugoslavia
5	David Hilton	G	5-11	145	Fr.	New York, NY
10	Lance Takaki	G	5-4	135	So.	Honolulu, O'ahu
12	Ricky Terrell	G	6-3	190	Jr.	Los Angeles, CA
14	Haim Shimonovich	F/C	6-10	245	Fr.	Rishon LeZion, Israel
21	Mindaugas Burneika	F	6-7	225	Jr.	Kaunas, Lithuania
22	Nerijus Puida	G/F	6-5	195	Sr.	Sakiu Raj, Lithuania
23	Carl English	G	6-4	178	Fr.	Patrick's Cove, Newfoundland
24	Troy Ostler	F	6-10	205	Sr.	West Valley City, UT
25	Ryne Holliday	G	5-10	150	Jr.	Belleville, IL
33	Lane O'Connor	F	6-7	211	Sr.	Vancouver, WA
34	Todd Fields	C	7-0	252	Sr.	Mesquite, TX

Head coach: Riley Wallace

Assistant coaches: Bob Nash, Jackson Wheeler, Scott Rigot

2000-01 RESULTS

DATE	W/L	SCORE	OPPONENT	DATE	W/L	SCORE	OPPONENT
N 17	L	71-86	Louisville	F 1	W	91-73	Fresno State
N 24	W	59-55	SE Louisiana (UAL)	F 3	W	76-79	Nevada
N 26	L	63-65	San Diego	F 8	L	60-73	at Nevada
D 9	L	64-84	at UCLA	F 11	L	63-86	at Fresno State
D 16	W	86-73	Texas-Pan American	F 15	W	79-65	SMU
D 21	L	64-65	Georgia State (NIKE)	F 17	W	61-53	Rice
D 22	W	76-70	Cal St. Northridge (NIKE)	F 22	W	102-87	TCU
D 23	W	100-86	UAB (NIKE)	M 1	W	71-61	at San Jose State
D 27	W	81-67	Manhattan (RC)	M 3	L	77-85	at UTEP
D 29	W	75-67	Saint Louis (RC)	M 8	W	99-79	vs. TCU (WAC)
D 30	L	58-69	Tennessee (RC)	M 9	W	76-67	vs. Fresno State (WAC)
J 4	L	64-103	at TCU	M 10	W	78-72	at Tulsa (ot) (WAC)
J 6	L	56-69	at SMU	M 16	L	69-79	vs. Syracuse (NCAA)
J 11	L	71-79	UTEP				
J 13	W	68-65	Tulsa				
J 20	W	65-64	San Jose State (ot)				
J 25	L	64-70	at Rice				
J 28	L	67-79	at Tulsa				

UAL - United Airlines Tip-Off Tournament (Honolulu, O'ahu)
 NIKE - Hawai'i-Nike Festival (Honolulu, O'ahu)
 RC - Rainbow Classic (Honolulu, O'ahu)
 WAC - WAC Tournament (Tulsa, OK)
 NCAA - NCAA Tournament (Dayton, OH)



2001-02

Head Coach: Riley Wallace
Record: 27-6; WAC Record: 15-3 (T-1st)
WAC Regular-Season Champions
WAC Tournament Champions

The 2001-02 squad was the winningest team in the program's history after posting a 27-6 mark. The team was also the first to win both the WAC regular season and tournament in the same season. UH finished the season with a No. 25 national ranking by the Associated Press. The team finished with a 16-1 home record which included a memorable 86-85 "White-Out" victory over Tulsa. At one point during the season, the team won 14 of 15 games. The team easily swept through the WAC Tournament, winning all three games by 14 or more points. In the NCAA Tournament, the team let a seven-point halftime lead slip away in a 70-58 loss to Xavier. Guard Predrag Savovic was named an AP honorable mention All-American after leading the team in scoring (20.3).

2001-02 ROSTER

NO	NAME	POS	HT	WT	CL	HOMETOWN
1	Predrag Savovic	G	6-6	225	Sr.	Herceg Novi, Yugoslavia
2	Phil Martin	F	6-8	230	So.	Hamilton, Ontario
3	Mike McIntyre	G	6-3	205	Sr.	Long Beach, CA
10	Lance Takaki	G	5-4	150	Jr.	Honolulu, O'ahu
11	Joshua Stanhiser	F	6-9	200	Jr.	Loma Linda, CA
12	Milos Zivanovic	F/C	6-11	220	Fr.	Belgrade, Yugoslavia
14	Haim Shimonovich	C	6-10	245	So.	Rishon LeZion, Israel
15	Mark Campbell	G	6-4	180	Jr.	Mt. Vernon, WA
21	Mindaugas Burneika	F	6-7	230	Sr.	Kaunas, Lithuania
23	Carl English	G/F	6-5	205	So.	Patrick's Cove, Newfoundland
25	Ryne Holliday	G	6-0	170	Jr.	Belleville, IL
40	Paul Jesinskis	F	6-8	220	Jr.	Assagay, Natal, South Africa
54	Nkeruwm Akpan	F	6-8	240	Fr.	Akwa-Ibom, Nigeria

Head coach: Riley Wallace

Assistant coaches: Bob Nash, Jackson Wheeler, Scott Rigot

2001-02 RESULTS

DATE	W/L	SCORE	OPPONENT	DATE	W/L	SCORE	OPPONENT
N 16	W	76-52	Norfolk State (NIKE)	J 26	W	90-82	at Tulsa
N 18	W	74-63	Drake (NIKE)	J 31	W	67-56	Boise State
N 23	W	89-72	vs. Mercer (BIIT)	F 2	W	75-60	UTEP
N 24	L	59-61	vs. Colorado State (BIIT)	F 7	W	85-76	at SMU
N 25	W	60-57	vs. Wisconsin (BIIT)	F 9	L	57-61	at Louisiana Tech
N 27	W	60-58	Northwestern State	F 16	W	71-46	San Jose State
D 10	W	62-48	Alcorn State	F 21	W	86-85	Tulsa
D 14	L	58-61	San Diego State	F 23	W	79-50	Rice
D 19	W	75-68	Portland (RC)	F 28	L	69-79	at Nevada
D 21	W	67-56	Iona (RC)	M 2	W	82-79	at Fresno State
D 22	W	54-44	Georgia (RC)	M 7	W	71-56	vs. San Jose State (WAC)
D 27	W	83-73	Fresno State	M 8	W	90-68	vs. Nevada (WAC)
D 29	W	58-40	Nevada	M 9	W	73-59	at Tulsa (WAC)
J 3	W	70-68	at UTEP	M 15	L	58-70	vs. Xavier (NCAA)
J 5	W	64-62	at Boise State				
J 10	W	81-61	Louisiana Tech				
J 12	W	83-74	SMU				
J 19	L	53-57	at San Jose State				
J 24	W	88-79	at Rice				

NIKE - Nike Tip-Off Tournament (Honolulu, O'ahu)
 BIIT - Big Island Invitational Tournament (Hilo, Hawai'i)
 RC - Rainbow Classic (Honolulu, O'ahu)
 WAC - WAC Tournament (Tulsa, OK)
 NCAA - NCAA Tournament (Dallas, TX)



1970-71

Head Coach: Red Rocha
Record: 23-5; Independent
NIT Quarterfinals

Led by head coach Red Rocha, the 1970-71 squad participated in the program's first-ever National Invitational Tournament. The team reeled off seven consecutive wins to start the season before a home loss to Loyola. But that didn't slow down the Rainbows. In fact, it fueled them to win 14 of 15 games, to finish with a 23-5 mark. The starting five gained much attention and acclaim, later being labeled as "The Fabulous Five." "The Fab Five" comprised of eventual NBA first-round pick Bob Nash, leading scorer Al Davis (18.9 ppg), All-American Jerome Freeman, second all-time UH scorer John Penebacker and future NBA player Dwight Holiday. UH opened the NIT in New York City with a double-overtime victory over Oklahoma before falling to St. Bonaventure.



1973-74

Head Coach: Bruce O'Neil
Record: 19-9; Independent
NIT Quarterfinals

With a new head coach (Bruce O'Neil), the Rainbows looked to start a new era of winning. The team reeled off its first 11 games of the season including its third Rainbow Classic title in the last four years. Standout point guard Tom Henderson—a U.S. Olympian—led the team in scoring (20.3 ppg). Prevailing through a tough stretch, in which the team lost eight of 14 games, the Rainbows managed to finish the season with a 19-9 record. The NIT came calling again, and the 'Bows gladly accepted. However, after a nail-biting 66-65 victory over Fairfield in the opener, the team suffered an 85-72 defeat to Purdue. Henderson, considered by many as the greatest player to wear the Green and White, finished his career with a 20.0 scoring average and school-record five 30-point games.



1988-89

Head Coach: Riley Wallace
Record: 17-13; WAC: 9-7 (4th)
NIT First Round

Head coach Riley Wallace was determined to turn around the Rainbows after a 4-25 mark during his inaugural season with UH. He succeeded in doing so. All-time UH leading scorer Chris Gaines and NBA second-round pick Reggie Cross combined for a potent one-two scoring punch. The Rainbows finished the year 17-13 and posted the best turnaround in school history. A memorable highlight of the season was winning the series with rival Brigham Young, including a 72-69 upset victory at the WAC Tournament in Salt Lake City, Utah. The Rainbows were invited to the NIT after a 14-year hiatus. But the 'Bows dropped their NIT opener to California, 73-57. Wallace was named the WAC's Coach of the Year and Cross earned first-team all-WAC honors after averaging a team-high 18.6 ppg.



1989-90

Head Coach: Riley Wallace
Record: 25-10; WAC 10-6 (T-3rd)
NIT Quarterfinals

For the second consecutive year, the Rainbows returned to the postseason under head coach Riley Wallace and in the process, achieved a new school record for wins in a season (25). Two seniors led the team on its way to a 25-10 campaign. Star shooting guard Chris Gaines and standout Terry Houston helped UH finish third in the WAC—just missing out on the regular-season title—with a 10-6 record. The 'Bows advanced to the title game of the WAC Tournament before falling to host UTEP, 75-58. UH was invited to the NIT for the second consecutive year and advanced further than ever before. UH defeated Stanford (69-57) and Long Beach State (84-79) before raucous Neal Blaisdell Arena crowds. One win away from a trip to New York City, UH lost to WAC-rival New Mexico at The Pit in Albuquerque, N.M., in the quarterfinals.


1996-97

Head Coach: Riley Wallace
Record: 21-8; WAC: 12-4 (T-1st Pacific)
NIT Second Round

The Rainbows captured the program's first-ever WAC regular-season championship during the 1996-97 season, finishing 12-4 in conference play and 21-8 overall. The team's backcourt was one of the most memorable in school history with Anthony "A.C." Carter and homegrown talent Alika Smith. Dubbed the "Dynamic Duo," the two brought back the much-needed fire to the UH program. After beginning the season with a spark, the Rainbows faded down the stretch, most noticeably a first-round WAC Tournament exit. The NIT came calling and the Rainbows made it to the second round. After a first-round home victory over Oregon (71-61), the 'Bows stumbled in the second round against WAC-rival UNLV (89-80). Carter led the team in scoring (18.7) and earned honorable mention All-America honors.


1997-98

Head Coach: Riley Wallace
Record: 21-9; WAC 8-6 (4th Pacific)
NIT Quarterfinals

Behind the "Dynamic Duo" of Anthony "A.C." Carter and Alika Smith, the Rainbows made a name for themselves during the 1997-98 campaign. UH opened the season with an 82-65 victory over Bob Knight's Indiana squad. In the Rainbow Classic, the team scored the biggest upset in school history, handing No. 2 Kansas a 76-65 defeat in the title game. Once again the Rainbows suffered through a mid-season slump and the team had another disappointing opening-round loss in the WAC Tournament. However, UH redeemed themselves in the NIT, winning its first two games against Arizona State (90-73) and Gonzaga (78-70). Before a sellout crowd, UH fell to rival Fresno State in the third round. Smith finished as the team's leading scorer (18.3) and Carter set a UH single-season record for assists (212).


2002-03

Head Coach: Riley Wallace
Record: 19-12; WAC 9-9 (T-6th)
NIT Second Round

Coming off consecutive WAC titles and NCAA Tournament appearances, the 'Bows once again had high expectations for the 2002-03 season. Winning both the Adidas Festival and the Rainbow Classic, the season looked promising with a 7-1 start. Without All-American guard Predrag Savovic, the team needed to look elsewhere for leadership and found it in guard Carl English. English led the team in scoring (19.6 ppg) and set a then-single-season school record for 3-pointers (89). English led UH to the semifinals of the WAC Tournament and an invitation to the NIT. After an impressive 85-68 victory over former WAC opponent UNLV on its home court in the opening round, the team traveled to Minnesota where its season ended with an 84-70 loss.


2003-04

Head Coach: Riley Wallace
Record: 21-12; WAC 11-7 (5th)
NIT Quarterfinals

The 'Bows made a return trip to the NIT in 2003-04 and in the process set a new school record for their fourth straight postseason appearance. The team also posted the fifth 20-win season under head coach Riley Wallace. UH started the year 14-3 and looked to make a statement. However, a late-season slump—in which the team lost six of nine games—ended hopes of another WAC title. Rice eliminated the 'Bows in the WAC Tournament first round. UH earned a trip to the NIT for the second straight year and was sent to Utah State for an opening-round match-up. Taking full advantage of the opportunity, the 'Bows upset the Aggies (85-74) and returned home to defeat Nebraska (84-83) in the second round. On just two days' rest, UH was sent packing to Michigan where they fell, 88-73, to the eventual NIT champions.

H VERSUS NATIONALLY RANKED TEAMS

1949-50

Date	Rk	Opp.	W//L	Score
F 9	2	at Bradley	L	53-77

1950-51

NA	6	Bradley	L	57-88
----	---	---------	---	-------

1951-52

None

1952-53

J 31	3	Washington	L	55-83
------	---	------------	---	-------

1953-54

D 21	15	at California	L	56-77
D 22	15	at California	L	70-73 (2ot)

1954-55

None

1955-56

None

1956-57

NA	20	Seattle	L	79-94
----	----	---------	---	-------

1957-58

None

1958-59

J 14	16	Seattle	L	67-81
J 16	16	Seattle	L	62-79

1959-60

D 22	22	at USC	L	43-91
D 23	22	at USC	L	49-73
J 27	18	USC	L	61-69
J 29	18	USC	L	59-69

1960-61

None

1961-62

None

1962-63

NA	3	at Loyola	L	59-74
----	---	-----------	---	-------

1963-64

J 7	6	Oregon State	L	55-71
J 11	6	Oregon State	L	44-70

1964-65

NA	5	San Francisco	L	72-95
----	---	---------------	---	-------

1965-66

None

1966-67

D 10	5	at Houston	L	59-93
------	---	------------	---	-------

1967-68

None

1968-69

D 5	8	New Mexico	L	56-63
D 6	8	New Mexico	L	62-77
D 28	9	Santa Clara	L	59-81

1969-70

J 2	10	Jacksonville	L	78-100
J 3	8	Houston	L	84-116
J 5	10	Jacksonville	L	58-63

1970-71

None

1971-72

Date	Rk	Opp.	W//L	Score
D 18	9	Florida State	W	30-10 (forfeit)
D 22	14	Florida State	W	81-76

1972-73

None

1973-74

F 22	15	Creighton	L	59-63
F 23	15	Creighton	W	61-60
M 19	18	Purdue	L	72-85

1974-75

D 30	2	Indiana	L	52-69
F 1	11	at Oregon	L	72-77
F 21	18	Centenary	L	93-101
F 22	18	Centenary	W	95-89

1975-76

D 12	12	San Francisco	W	81-80
D 13	12	San Francisco	L	103-105 (2ot)
J 12	14	at St. John's	L	71-74 (ot)
J 23	8	Washington	L	77-87
J 24	8	Washington	L	63-73
F 21	6	UNLV	L	99-114

1976-77

J 15	15	at Providence	L	76-94
M 1	5	at UNLV	L	84-124

1977-78

Date	Rk	Opp.	W//L	Score
D 1	7	Arkansas	L	60-79
D 2	7	Arkansas	L	53-78
F 14	5	at New Mexico	L	69-87

1978-79

None

1979-80

D 7	15	Oregon State	L	74-75 (ot)
D 8	15	Oregon State	L	62-92
J 26	20	Brigham Young	L	33-34
F 28	12	at Brigham Young	L	82-107

1980-81

J 8	18	at Utah	L	87-100
J 10	17	at Brigham Young	L	74-91
F 12	15	Brigham Young	L	72-77
F 14	6	Utah	W	83-74

1981-82

None

1982-83

D 4	10	at Iowa	L	67-99
D 29	12	Missouri	L	58-73

1983-84

J 14	14	at UTEP	L	54-74
F 11	7	UTEP	L	58-77

1984-85

D 28	11	Washington	L	63-81
------	----	------------	---	-------

1985-86

N 27	10	Kentucky	L	65-98
J 16	17	UTEP	L	63-65

1986-87

Date	Rk	Opp.	W//L	Score
N 28	1	North Carolina	L	78-98
D 29	20	Florida	L	83-115
D 30	12	Kansas	L	80-81

1987-88

N 28	5	at Kentucky	L	59-86
J 16	18	New Mexico	W	79-76
J 21	17	at Wyoming	L	61-81
F 20	7	Brigham Young	L	70-72
M 10	17	at Brigham Young@	L	74-76

1988-89

D 30	4	Illinois	L	87-96
------	---	----------	---	-------

1989-90

D 30	13	Duke	L	75-87
------	----	------	---	-------

1990-91

D 30	11	Pittsburgh	W	84-82
F 7	17	at Utah	L	60-80

1991-92

D 1	3	Arizona	L	71-85
J 25	23	UTEP	L	57-66

1992-93

D 29	2	Kansas	L	66-94
D 30	5	North Carolina	L	84-101
J 21	22	at Utah	L	67-82
F 13	16	Utah	L	60-62
M 11	25	vs. Brigham Young@	L	71-85

1993-94

D 1	4	at North Carolina	L	77-92
D 30	11	Louisville	L	79-85
M 17	15	vs. Syracuse^	L	78-92

1994-95

D 22	1	North Carolina	L	76-88
D 30	20	Cincinnati	W	75-66
M 11	22	vs. Utah@	L	54-67

1995-96

D 29	12	Illinois	L	80-82 (3ot)
D 30	18	Missouri	L	89-95
J 10	25	at New Mexico	L	72-78
J 13	13	Utah	L	46-82
F 15	7	at Utah	L	59-69
M 7	10	vs. Utah@	L	63-76

1996-97

D 29	21	Maryland	L	59-76
J 4	16	New Mexico	W	75-62
F 22	10	at New Mexico	L	69-89
M 6	14	vs. New Mexico@	L	57-65

1997-98

N 28	21	Indiana	W	82-65
D 30	2	Kansas	W	76-65
F 12	22	TCU	L	84-126

1998-99

N 20	13	Oklahoma State	L	37-58
J 9	15	at New Mexico	L	59-82
F 6	17	New Mexico	W	72-68
F 13	14	Utah	L	55-82

1999-2000

J 22	15	at Tulsa	L	78-100
F 17	13	Tulsa	L	61-75

2000-01

Date	Rk	Opp.	W//L	Score
M 16	17	vs. Syracuse^	L	69-79
M 9	25	vs. Fresno State@	W	76-67
F 1	19	Fresno State	W	91-73
D 30	6	Tennessee	L	58-69

2001-02

M 15	22	vs. Xavier^	L	58-70
------	----	-------------	---	-------

2003-04

M 17	25	at Utah State	W	85-74
F 21	20	at Southern Illinois	L	62-66

2004-05

M 3	25	Nevada	L	47-55
-----	----	--------	---	-------

2005-06

N 19	4	Michigan State	W	84-62
------	---	----------------	---	-------

2006-07

J 13	19	Nevada	L	66-68 (ot)
F 3	15	at Nevada	L	68-69

2007-08, 2008-09, 2009-10

None

2010-11

D 4	21	vs. Brigham Young	L	57-78
-----	----	-------------------	---	-------

2011-12

N 11	22	vs. Gonzaga	L	57-73
D 23	14	Xavier	W	84-82 (ot)
D 31	19	UNLV	L	69-74

2012-13

D 1	24	at UNLV	L	63-77
-----	----	---------	---	-------

^ - denotes NCAA Tournament
- denotes NIT
@ - denotes WAC Tournament
All Rankings Associated Press

UH Versus Ranked Teams

Total vs. Top 25 _____ 18-100
Total vs. Top 10 _____ 3-39
Total vs. Top 5 _____ 2-17
Total vs. No. 1 _____ 0-2
 lost to No. 1 North Carolina, 88-76, Dec. 22, 1994
 _____ (Stan Sheriff Center)
 lost to No. 1 North Carolina, 98-78, Nov. 28, 1996
 _____ (Neal S. Blaisdell Center)
Record at Home _____ 16-60
Record on the Road _____ 1-31
Record on a Neutral Court _____ 1-9
Longest Win Streak _____ 2, 3x last in 2001
Longest Losing Streak _____ 23 (1950-1971)
Highest Win vs. Ranked Opponent
 _____ No. 2 Kansas, 76-65, Dec. 30, 1997
Last victory over a ranked team
 _____ No. 14 Xavier, 84-82 (OT), Dec. 23, 2011
Last loss versus a ranked team
 _____ No. 19 UNLV, 69-74, Dec. 31, 2011

'Bows and the Polls

The Hawai'i basketball program has been ranked nationally during four different seasons. UH attained its first national ranking during the 1971-72 season and maintained its ranking for 11 weeks in the Associated Press poll. The team's highest ranking that season was 12th on March 7.

In the 1973-74 season, the team was ranked once (No. 20). Following a 24-year period without receiving mention in either the AP or coaches polls, UH finally returned following an 11-1 start to the 1997-98 season. UH hung on to its ranking for three consecutive weeks.

During the 2001-02 season, the winningest in school history, the team cracked the Top 25 poll after capturing both the WAC regular-season and tournament crowns.

1971-72

	A.P.	Coaches'
Dec. 28	18	NR
Jan. 4	16	NR
Jan. 11	19	NR
Jan. 18	18	NR
Jan. 25	15	NR
Feb. 1	14	NR
Feb. 8	18	NR
Feb. 15	16	NR
Feb. 22	17	NR
Feb. 29	15	NR
Mar. 7	12	NR

1973-74

Jan. 8	20	NR
--------	----	----

1997-98

Jan. 5/6	21	23
Jan. 12/13	24	24
Jan. 19/20	24	24

2001-02

Mar. 10/11	25	24
------------	----	----

All-Time Weeks in Top 25: 16 for AP, 16 for Coaches

Most Consecutive Weeks in Top 25: 11 for AP, 11 for Coaches, 1971-1972

All-Time Record as a Ranked Team: 19-7 (.731)

Highest Ranking: 12th, AP poll, Mar. 7, 1972

First Appearance in Poll: Dec. 28, 1971 (18th, AP poll)

Last Appearance in Poll: Mar. 10/11, 2002 (24th in Coaches, 25th in AP)

BIGGEST UPSETS

UH 76, No. 2 Kansas 65

Dec. 30, 1997 (Stan Sheriff Center)

Powered by the "Dynamic Duo" of A.C. Carter and Alike Smith, UH takes down Paul Pierce and the Jayhawks before a national television audience in the Rainbow Classic championship game.

UH 84, No. 4 Michigan State 62

Nov. 19, 2005 (Stan Sheriff Center)

Fresh off a Final Four appearance, the Spartans entered the 2005 season-opener looking to tune-up before playing in the prestigious Maui Invitational. Instead they fell victim to an upset in one of UH's most dominating wins ever over a ranked team.

UH 83, No. 6 Utah 74

Feb. 14, 1981 (Neal S. Blaisdell Center)

In just their second season in the Western Athletic Conference, Larry Little's Rainbows pulled off a Valentine's Day upset over the No. 6 Utes. The sixth-ranked Utes came to Honolulu with a 21-1 overall mark, including a 14-game win streak and unblemished conference record.

UH 84, No. 11 Pittsburgh 82

Dec. 30, 1990 (Neal S. Blaisdell Center)

UH captures its first Rainbow Classic title in 17 years by holding off Big East power Pittsburgh, 84-82, in a thrilling championship game showdown. Ray Reed exploded for 35 points to lead UH.

UH 81, No. 12 San Francisco 80

Dec. 12, 1975 (Neal S. Blaisdell Center)

In the first of back-to-back games versus the Dons, UH slips by Bill Cartwright and the Dons, 81-80. Freshman sensation Reggie Carter led the way with 19 assists, a single-game school record that still stands today.

UH 84, No. 14 Xavier 82 (OT)

Dec. 23, 2011

(Stan Sheriff Center)

UH fell in a 12-0 hole to start the game and trailed by as many as 15 points in the second half before storming to the upset in the Hawaiian Airlines Diamond Head Classic. Hauns Brereton's double-pump three-pointer sent the game into overtime and Joston Thomas' bucket with less than a second remaining clinched the win over the Musketeers before a nationally televised audience.

UH 85, No. 25 Utah State 74

Mar. 17, 2004

(Glenn Dee Smith Spectrum - Logan, Utah)

UH begins its march to the NIT quarterfinals with a historic first-round win over the Aggies. It is the first and only road victory over a ranked team to date by the 'Bows. It was also rare a loss for the Aggies who have won 93-percent of their home games in the last 13 years.

H YEAR-BY-YEAR RESULTS

YEAR	OVERALL			COLLEGIATE						WAC				HEAD COACH
	W	L	PCT	W	L	PCT	HOME	AWAY	NEU	W	L	PCT	FINISH	
1912-13	6	1	.857											No Coach
1913-14	No Team													
1914-15	3	4	.429											No Coach
1915-16	4	1	.750*											No Coach
1916-17	No Team													
1917-18	No Team													
1918-19	2	5	.286											David Crawford
1919-20	2	5	.286											Edward Williford
1920-21	No Team													
1921-22	11	5	.688											Otto "Proc" Klum
1922-23	2	3	.400											Otto "Proc" Klum
1923-24	3	4	.429											Charles Jones
1924-25	7	3	.700											Charles Jones
1925-26	2	4	.333											Charles Jones
1926-27	6	2	.750											Leslie Harrison
1927-28	3	4	.429											Leslie Harrison
1928-29	3	4	.429											Leslie Harrison
1929-30	3	4	.429											Claude Swann
1930-31	8	0	1.000											Eugene "Luke" Gill
1931-32	9	0	1.000											Eugene "Luke" Gill
1932-33	11	5	.688											Eugene "Luke" Gill
1933-34	2	4	.333											Eugene "Luke" Gill
1934-35	8	3	.727											Eugene "Luke" Gill
1935-36	8	7	.533											Eugene "Luke" Gill
1936-37	9	3	.750											Eugene "Luke" Gill
1937-38	5	9	.357	0	1	.000	0-1	0-0	0-0					Eugene "Luke" Gill
1938-39	7	6	.538											Eugene "Luke" Gill
1939-40	10	4	.714	0	1	.000	0-1	0-0	0-0					Eugene "Luke" Gill
1940-41	11	6	.647	0	2	.000	0-2	0-0	0-0					Eugene "Luke" Gill
1941-42	3	5	.375											Bert Chan Wa
1942-43	No Team - Due to World War II													
1943-44	No Team - Due to World War II													
1944-45	No Team - Due to World War II													
1945-46	No Team - Due to World War II													
1946-47	9	8	.529	0	8	.000	0-0	0-8	0-0					Bert Chan Wa
1947-48	24	3	.889	2	3	.400	0-0	2-3	0-0					Art Gallon
1948-49	21	6	.778	1	3	.333	0-1	1-2	0-0					Art Gallon
1949-50	22	17	.564	1	14	.067	0-0	1-14	0-0					Art Gallon
1950-51	16	11	.593	0	3	.000	0-3	0-0	0-0					Art Gallon
1951-52	7	11	.389	3	5	.375	3-5	0-0	0-0					Al Saake
1952-53	12	15	.444	4	11	.267	2-5	2-6	0-0					Al Saake
1953-54	13	17	.433	7	13	.350	4-5	3-8	0-0					Al Saake
1954-55	5	16	.238	2	15	.118	2-5	0-10	0-0					Ah Chew Goo
1955-56	14	12	.538	0	2	.000	0-2	0-0	0-0					Ah Chew Goo
1956-57	12	18	.400	3	10	.231	3-1	0-9	0-0					Ah Chew Goo
1957-58	9	11	.450	0	4	.000	0-4	0-0	0-0					Al Saake
1958-59	12	12	.500	5	10	.333	4-4	1-6	0-0					Al Saake
1959-60	9	18	.333	6	18	.250	5-10	1-6	0-2					Al Saake
1960-61	10	11	.476	6	9	.400	3-3	3-6	0-0					Al Saake
1961-62	8	13	.381	2	10	.167	1-2	0-5	1-3					Al Saake
1962-63	12	16	.429	5	13	.278	4-6	0-6	1-1					Al Saake
1963-64	8	11	.421	2	9	.182	2-5	0-4	0-0					Red Rocha
1964-65	6	17	.261	1	12	.077	0-5	1-7	0-0					Red Rocha
1965-66	2	24	.077	0	18	.000	0-10	0-8	0-0					Red Rocha
1966-67	4	20	.167	2	20	.091	2-9	0-11	0-0					Red Rocha
1967-68	16	9	.640	13	8	.636	9-4	4-4	0-0					Red Rocha
1968-69	8	16	.333	7	16	.304	6-9	0-6	1-1					Red Rocha
1969-70	6	20	.231	6	20	.231	6-14	0-6	0-0					Red Rocha
1970-71	23	5	.821	23	5	.821	18-1	4-3	1-1					Red Rocha
1971-72	24	3	.889	24	3	.889	19-0	5-2	0-1					Red Rocha
1972-73	15	11	.577	15	11	.577	14-7	1-3	0-1					Red Rocha
1973-74	19	9	.679	19	9	.679	16-3	2-5	1-1					Bruce O'Neil
1974-75	14	11	.560	14	11	.560	12-6	2-4	0-1					Bruce O'Neil
1975-76	11	16	.407	11	16	.407	11-9	0-7	0-0					O'Neil, Rick Pitino
1976-77	9	18	.333	9	18	.333	9-11	0-7	0-0					Larry Little
1977-78	1	26	.037	1	26	.037	1-21	0-5	0-0					Larry Little
1978-79	10	17	.370	10	17	.370	9-11	1-6	0-0					Larry Little

YEAR	OVERALL			COLLEGIATE						CONFERENCE				HEAD COACH
	W	L	PCT	W	L	PCT	HOME	AWAY	NEU	W	L	PCT	FINISH	
1979-80	13	14	.481	13	14	.481	11-7	2-7	0-0	4	10	.286	6th	Larry Little
1980-81	14	13	.519	14	13	.519	12-6	2-7	0-0	7	9	.438	6th	Larry Little
1981-82	17	10	.630	17	10	.630	15-4	2-6	0-0	9	7	.563	T4th	Larry Little
1982-83	17	11	.607	17	11	.607	13-5	3-6	1-0	9	7	.563	4th	Larry Little
1983-84	12	16	.429	12	16	.429	10-6	1-9	1-1	6	10	.375	T6th	Larry Little
1984-85	10	18	.357	10	18	.357	9-10	1-8	0-0	5	11	.313	8th	Larry Little
1985-86	4	24	.143	4	24	.143	4-14	0-10	0-0	1	15	.063	9th	Frank Arnold
1986-87	7	21	.250	7	21	.250	6-11	0-10	1-0	2	14	.125	T8th	Frank Arnold
1987-88	4	25	.138	4	25	.138	3-14	0-11	1-0	2	14	.125	9th	Riley Wallace
1988-89	17	13	.567	17	13	.567	11-4	4-8	2-1	9	7	.563	4th	Riley Wallace
1989-90	25	10	.714	25	10	.714	18-2	4-7	3-1	10	6	.625	T3rd	Riley Wallace
1990-91	16	13	.552	16	13	.552	13-4	2-7	1-2	7	9	.438	T5th	Riley Wallace
1991-92	16	12	.571	16	12	.571	12-5	3-6	1-1	9	7	.563	T4th	Riley Wallace
1992-93	12	16	.429	12	16	.429	9-8	2-7	1-1	7	11	.389	T7th	Riley Wallace
1993-94	18	15	.545	18	15	.545	11-5	4-6	3-4	11	7	.611	4th	Riley Wallace
1994-95	16	13	.552	16	13	.552	13-4	1-8	2-1	8	10	.444	6th	Riley Wallace
1995-96	10	18	.357	10	18	.357	8-8	2-8	0-2	7	11	.389	8th	Riley Wallace
1996-97	21	8	.724	21	8	.724	16-3	5-4	0-1	12	4	.750	T1st	Riley Wallace
1997-98	21	9	.700	21	9	.700	17-5	4-4	0-0	8	6	.571	4th	Riley Wallace
1998-99	6	20	.231	6	20	.231	6-13	0-7	0-0	3	11	.214	7th	Riley Wallace
1999-2000	17	12	.586	17	12	.586	15-4	1-8	1-0	5	9	.556	6th	Riley Wallace
2000-01	17	14	.548	17	14	.548	13-5	2-8	2-1	8	8	.500	T5th	Riley Wallace
2001-02	27	6	.818	27	6	.818	16-1	7-3	4-2	15	3	.833	T1st	Riley Wallace
2002-03	19	12	.613	19	12	.613	15-1	3-11	1-0	9	9	.500	T6th	Riley Wallace
2003-04	21	12	.636	21	12	.636	14-3	5-7	2-2	11	7	.611	5th	Riley Wallace
2004-05	16	13	.552	16	13	.552	13-4	2-8	1-1	7	11	.389	7th	Riley Wallace
2005-06	17	11	.607	17	11	.607	14-3	3-7	0-1	10	6	.625	T4th	Riley Wallace
2006-07	18	13	.581	18	13	.581	13-3	3-8	2-2	8	8	.500	T5th	Riley Wallace
2007-08	11	19	.367	11	19	.367	9-9	2-9	0-1	7	9	.438	5th	Bob Nash
2008-09	13	17	.433	13	17	.433	11-9	2-7	0-1	5	11	.313	8th	Bob Nash
2009-10	10	20	.333	10	20	.333	10-11	0-9	0-0	3	13	.188	9th	Bob Nash
2010-11	19	13	.594	19	13	.594	14-5	4-6	1-2	8	8	.500	t5th	Gib Arnold
2011-12	16	16	.500	16	16	.500	10-7	4-7	2-2	6	8	.428	t5th	Gib Arnold
2012-13	17	15	.531	17	15	.531	13-7	3-7	1-1	10	8	.556	5th	Gib Arnold
2013-14	20	11	.645	20	11	.645	14-5	5-4	1-2	9	7	.562	4th	Gib Arnold
TOTAL	1,073	1,052	.505*	738	877	.457	576-400	122-432	40-45	257	311	.452		
										238	296	.446	(Western Athletic Conference)	
										19	15	.559	(Big West)	

* includes one tie

YEAR-BY-YEAR TEAM STATISTICS

HAWAII STATISTICS

Year	G	FG	FGA	FG%	3FG	3FGA	3FG%	FT	FTA	FT%	REB	AST	TO	BK	ST	TP	AVG
1970-71	26	968	2110	.459	---	---	---	440	659	.668	1485	436	387	---	---	2376	91.4
1971-72	26	983	2112	.465	---	---	---	418	625	.669	1462	398	387	---	---	2384	91.7
1972-73	26	951	2071	.459	---	---	---	329	484	.680	1319	447	419	---	---	2231	85.8
1973-74	28	893	1930	.463	---	---	---	399	598	.667	1342	521	472	---	---	2185	78.0
1974-75	25	776	1702	.456	---	---	---	384	553	.694	1054	490	450	---	---	1936	77.4
1975-76	27	844	1855	.455	---	---	---	429	620	.692	1257	426	465	---	---	2117	78.4
1976-77	27	827	1930	.428	---	---	---	496	697	.712	1139	483	558	---	---	2150	79.6
1977-78	27	767	1850	.415	---	---	---	387	594	.652	1023	479	564	---	---	1921	71.1
1978-79	27	744	1743	.427	---	---	---	363	591	.614	1010	368	506	---	---	1851	68.6
1979-80	27	793	1782	.445	---	---	---	457	658	.695	1001	422	445	76	197	2043	75.7
1980-81	27	804	1722	.467	---	---	---	397	571	.695	912	449	419	94	293	2005	74.3
1981-82	27	744	1612	.462	---	---	---	374	539	.694	902	405	374	76	208	1862	69.0
1982-83	28	746	1683	.443	---	---	---	400	625	.640	1022	388	434	90	214	1892	67.6
1983-84	28	784	1710	.458	---	---	---	375	591	.635	945	415	397	107	174	1943	69.4
1984-85	28	794	1733	.458	---	---	---	355	556	.638	905	448	390	75	160	1945	69.5
1985-86	28	746	1776	.420	---	---	---	361	621	.581	955	429	426	73	170	1853	66.2
1986-87	28	768	1704	.451	53	191	.277	501	708	.708	1011	402	475	84	167	2090	74.6
1987-88	29	737	1604	.459	52	157	.331	419	620	.676	900	372	432	57	163	1945	67.1
1988-89	30	808	1692	.478	45	145	.310	475	693	.685	981	450	453	60	220	2136	71.2
1989-90	35	964	2029	.475	52	163	.319	594	844	.704	1209	535	429	75	244	2574	73.5
1990-91	29	789	1707	.462	95	285	.333	418	597	.700	913	452	351	77	177	2091	72.1
1991-92	28	724	1530	.473	123	314	.392	422	612	.690	897	436	396	51	162	1993	71.2
1992-93	28	722	1537	.470	103	318	.324	414	587	.705	891	435	433	73	167	1961	70.0
1993-94	33	876	2003	.437	201	555	.362	424	649	.653	1167	526	485	128	193	2377	72.0
1994-95	29	734	1634	.449	160	439	.364	405	612	.662	995	434	418	106	196	2033	70.1
1995-96	28	747	1530	.488	105	322	.326	550	732	.751	850	387	399	62	185	2149	76.8
1996-97	29	821	1685	.487	104	305	.341	428	641	.668	1059	505	465	116	245	2174	75.0
1997-98	30	842	1814	.464	144	433	.333	501	700	.716	1140	553	470	108	237	2329	77.6
1998-99	26	638	1385	.461	93	284	.327	290	438	.662	792	370	470	112	172	1659	63.8
1999-2000	29	818	1696	.482	131	364	.360	443	627	.707	1066	516	528	107	201	2210	76.2
2000-01	31	797	1703	.468	177	507	.349	483	666	.725	999	557	516	74	183	2254	72.7
2001-02	33	818	1818	.450	241	634	.380	490	716	.684	1103	546	407	116	230	2367	71.7
2002-03	31	778	1699	.458	172	477	.361	452	655	.690	1036	507	454	97	211	2180	70.3
2003-04	33	870	1873	.464	195	558	.349	403	562	.717	1115	550	444	105	210	2388	70.8
2004-05	29	748	1708	.438	178	529	.336	316	478	.661	992	492	372	118	195	1990	68.6
2005-06	28	705	1532	.460	146	442	.330	337	531	.635	966	415	375	166	176	1893	67.6
2006-07	31	813	1772	.459	166	484	.343	453	621	.729	1181	539	540	154	201	2245	72.4
2007-08	30	750	1703	.440	170	512	.332	441	595	.741	914	450	420	94	183	2111	70.4
2008-09	30	659	1554	.424	106	374	.283	497	696	.714	1040	388	477	114	172	1921	64.0
2009-10	30	707	1640	.431	150	479	.313	480	727	.660	1075	425	429	61	133	2044	68.1
2010-11	32	760	1685	.451	193	541	.357	503	734	.685	1155	380	509	134	177	2216	69.2
2011-12	32	835	1811	.461	162	501	.323	524	786	.667	1176	475	487	104	182	2356	73.6
2012-13	32	836	1852	.451	195	569	.343	469	683	.387	1236	444	462	110	170	2336	73.0
2013-14	31	866	1829	.473	177	528	.335	570	789	.722	1114	437	366	110	190	2479	80.0

(complete team statistics kept since 1970-71 season; all prior seasons are incomplete)

OPPONENT STATISTICS

Year	G	FG	FGA	FG%	3FG	3FGA	3FG%	FT	FTA	FT%	REB	AST	TO	BK	ST	TP	AVG
1970-71	26	776	1830	.424	---	---	---	431	641	.672	1140	331	423	---	---	1983	76.3
1971-72	26	796	1850	.430	---	---	---	405	631	.642	1154	328	429	---	---	1997	76.8
1972-73	26	832	1918	.434	---	---	---	370	525	.705	1197	331	454	---	---	2034	78.2
1973-74	28	833	1925	.433	---	---	---	345	491	.703	1131	429	418	---	---	2011	71.8
1974-75	25	793	1691	.469	---	---	---	333	461	.722	949	378	422	---	---	1919	76.8
1975-76	27	853	1859	.459	---	---	---	362	500	.724	1089	475	432	---	---	2070	76.7
1976-77	27	910	1832	.497	---	---	---	522	728	.717	1301	516	604	---	---	2342	86.7
1977-78	27	876	1777	.493	---	---	---	506	712	.711	1134	513	547	---	---	2252	83.4
1978-79	27	744	1622	.459	---	---	---	451	655	.689	1054	453	514	---	---	1939	71.8
1979-80	27	807	1610	.501	---	---	---	448	666	.673	1003	542	516	---	---	2062	76.4
1980-81	27	757	1483	.510	---	---	---	467	654	.714	928	457	516	73	148	1981	73.4
1981-82	27	704	1445	.487	---	---	---	420	631	.666	883	407	457	42	146	1788	66.2
1982-83	28	709	1567	.452	---	---	---	474	721	.657	1003	425	476	63	167	1895	67.7
1983-84	28	764	1560	.490	---	---	---	503	723	.696	960	478	432	72	157	2031	72.5
1984-85	28	811	1597	.508	---	---	---	424	628	.675	1002	520	458	70	151	2046	73.1
1985-86	28	823	1705	.483	---	---	---	526	789	.667	1182	525	440	79	179	2172	77.6
1986-87	28	860	1821	.472	131	312	.420	456	684	.667	1103	539	425	66	216	2307	82.4
1987-88	29	786	1640	.479	86	236	.364	512	712	.719	1007	428	419	69	208	2170	74.8
1988-89	30	749	1535	.488	75	222	.338	504	713	.707	889	382	491	60	213	2077	69.2
1989-90	35	846	1848	.458	101	313	.323	562	828	.679	1075	439	517	84	186	2355	67.3
1990-91	29	769	1602	.480	119	342	.348	466	657	.709	965	413	404	89	178	2123	73.2
1991-92	28	655	1423	.460	120	351	.342	514	752	.684	856	330	403	75	180	1944	69.4
1992-93	28	689	1525	.452	122	363	.336	465	678	.686	908	362	417	71	186	1965	70.2
1993-94	33	880	1943	.453	164	508	.323	536	786	.682	1232	434	472	90	232	2460	74.5
1994-95	29	692	1650	.419	182	535	.340	432	654	.661	1040	367	430	86	174	1998	68.9
1995-96	28	792	1664	.476	160	440	.364	451	659	.684	980	426	394	83	185	2195	78.4
1996-97	29	707	1696	.417	185	560	.330	402	623	.645	959	410	458	81	211	2001	69.0
1997-98	30	767	1900	.404	185	603	.307	405	644	.629	1134	396	492	74	214	2124	70.8
1998-99	26	635	1438	.442	139	396	.351	444	647	.686	890	336	389	57	225	1853	71.3
1999-2000	29	772	1792	.431	153	509	.301	432	628	.688	980	409	471	82	237	2129	73.4
2000-01	31	818	1768	.463	174	463	.376	455	636	.715	1004	422	473	95	238	2265	73.1
2001-02	33	746	1827	.408	181	548	.330	408	619	.659	1146	359	493	94	170	2081	63.1
2002-03	31	779	1741	.447	141	423	.333	389	557	.698	1016	362	455	78	210	2088	67.4
2003-04	33	818	1879	.435	164	506	.324	413	637	.648	1124	380	465	82	221	2213	67.1
2004-05	29	688	1594	.432	151	435	.347	399	556	.718	1013	373	427	86	183	1926	66.4
2005-06	28	659	1612	.409	153	480	.319	332	502	.661	971	303	352	55	192	1803	64.4
2006-07	31	727	1828	.398	161	507	.318	447	663	.674	1043	334	464	97	262	2062	66.5
2007-08	30	758	1590	.477	177	453	.391	505	730	.692	1064	390	489	71	188	2198	73.3
2008-09	30	679	1574	.431	159	455	.349	439	619	.709	913	341	423	90	220	1956	65.2
2009-10	30	774	1712	.452	196	571	.343	443	635	.698	971	394	330	84	190	2187	72.9
2010-11	32	733	1883	.389	215	661	.325	470	678	.693	1092	396	419	91	224	2151	67.2
2011-12	32	838	1954	.429	217	632	.343	494	696	.710	1119	464	409	112	218	2387	74.6
2012-13	32	808	1915	.422	263	715	.368	426	609	.700	1055	446	383	99	236	2305	72.0
2013-14	31	783	1752	.447	197	586	.336	507	697	.727	978	371	412	114	172	2270	73.2

(complete team statistics kept since 1970-71 season; all prior seasons are incomplete)

H ALL-TIME LETTERWINNERS

- AAA -

Adams, Brandon	2009, 10
Adams, Tom	1966
Addington, Phil	1991
Agard, Ed	1969, 70, 71
Akana, Jarinn	1993, 94
Akpan, Nkeruwem	2002, 03
Alama-Francis, Ikaika	2003
Albrechtson, Beau	2009, 10
Aldridge, Rod	1973, 74, 75
Alexander, Marquette	1999, 00
Ambrozich, Eric	1997, 98
Amis, Bill	2008, 09, 11
Among, Mike	1988
Andrus, Alan	1987
Armstrong, Richard	1969
Arthur, Ray	1984, 85
Ash, Terry	1967, 68, 69
Austin, Bill	1973
Austin, Brian	1977

- BBB -

Baird, Tom	1969
Baker, Jimmie	1975
Balocka, Petras	2009
Barker, Tommy	1975, 76
Barnes, Bo	2011
Batts, Boyd	1974
Beard, Brian	1995
Beaubrun, Cliff	1989, 90
Beckerle, Tom	1978, 81
Benford, Mark	1991
Benjamin, Lonnie	1994
Bensley, Charles	1968
Benson, Mark	1970
Bento, Arlen	1989, 90
Birtles, Allan	1960, 61
Blackett, Jeff	2004, 05
Blackshire, Mike	1972, 73
Bolds, Billy	1988, 89
Bonner, Walter	1994, 95
Borup, Steve	1975, 77
Botez, Chris	2005, 06
Bowe, Troy	1989, 90, 91
Bowman, Eric	1979, 80
Bowman, Keith	1974
Bradshaw, Tyrone	1972, 73
Brereton, Hauns	2012, 13
Brown, Tyler	2012
Brumfield, Dominick	2011
Burneika, Mindaugas	2001, 02
Burnie, Paul	1975

- CCC -

Caine, Seth	2005
Caldwell, Burt	1968, 69
Campbell, Mark	2002, 03
Campbell, Paul	2008, 09, 10
Carpenter, Fred	1970
Carter, Anthony	1997, 98
Carter, Jason	2003, 04
Carter, Reggie	1976
Cartwright, Casey	1998, 99
Chai, Dennis	1961
Ching, Norman	1958, 59, 60, 61
Clair, Manroop	2013

Clay, Otis	1991
Cockett, Tim	1975
Coleman, Jordan	2011
Colston, William	1982, 83, 84, 85
Connors, Larry	1982, 83, 84
Cowan, Joe	1985
Cross, Reggie	1988, 89
Crowe, Wayne	1976, 78
Curry, Aaron	1997
Czernin, Philipp	1999

- DDD -

Davis, Al	1971, 72
Davis, Daryl	1974
DeSilva, Tim	1970, 71
Dickerson, Clarence	1981, 82
Dillinger, Jared	2007, 08
Domonkos, Rick	1986, 87
Dunnam, Howard	1970

- EEE -

English, Carl	2001, 02, 03
Enos, Dyrbe	2014
Enos, Rykin	2010
Eubank, Kirk	1980, 81

- FFF -

Fields, Todd	2000, 01
Fitzgerald, Conrad	2009
Flemings, Roderick	2009, 10
Follmer, Todd	2007
Fotu, Isaac	2013, 14
Frazier, Joe	1979, 80
Freeman, Jerome	1971, 72
Fryson, Ron	1975
Furlong, Danny	1996, 97
Furukawa, Fred	1953, 55

- GGG -

Gabriel, John	1986, 87, 88, 89
Gaines, Chris	1987, 88, 89, 90
Gallon, Quinton	1997
Galloway, Erin	1998, 99
Gantt, Garland	2004
Gaule, Jim	1985, 86
Gibson, Matt	2005, 07, 08
Gibson, Vernon	1974
Gillless, Mike	1990, 91
Gillman, Gary	1999
Gipson, Matthew	2005, 06
Goodlow, Antoine	1977, 78, 79, 81
Gray, Gary	1973, 75, 76, 77
Groce, Kris	2005
Gueye, Ahmet	2006, 07

- HHH -

Haake, Alvin	1948, 49
Hackett, Mark	1978, 79
Hackman, Jack	2014
Hale, Dan	1982, 83, 84
Hall, Rahula	1998, 2000
Hallums, David	1988, 89
Halm, James	1967, 68
Hamanek, Charles	1948, 49
Hancock, Bobby	1982, 83
Handy, Phil	1994, 95

Harmon, Harvey	1966, 67, 68
Harper, Michael	2013, 14
Harris, Anthony	1995, 96
Harris, Rogue	1983, 84
Harrison, Dennis	1996
Henderson, Tom	1973, 74
Hicks, Greg	1983, 84
Hilton, David	2001
Hines, Aaron	1979
Hoffman, Paul	1969
Holcomb, Bill	1987, 88
Holiday, Dwight	1971, 72
Holliday, Ryne	2000, 01, 02, 03
Hollingsworth, Henry	1975, 76
Holmes, Gerry	1992, 93
Hook, Chad	1998
Hopkins, David	1981, 82
Housel, Jim	1966, 67, 68
Houston, Terry	1989, 90
Huber, Todd	1971, 72
Hudson, Joe	1989, 90, 91
Huff, Robert	1961, 62, 63, 64
Hughes, Garland	1981, 82, 83, 84
Hutcherson, Mike	1984

- JJJ -

Jackson, Marquez	2007
Jardine, Richard	1986
Jawato, Brandon	2013, 14
Jefferson, Garrett	2012, 13
Jesinskis, Paul	2002, 04
Jespersen, Adam	2009
Joaquim, Vander	2011, 12, 13
Johns, Steve	1971
Johnson, Kevin	1978, 79
Johnson, Sam	1982, 83, 84
Johnson, Zane	2011, 12
Jones, Anthony	1985, 86
Jones, Larry	1978, 79, 80, 81
Jones, Rodney	1981, 82
Jovanovic, Stefan	2014

- KKK -

Kaliszewski, Arnold	1960, 61
Kanoa, Devin	1988
Kelley, Robert	1977
Kelly, Kenny	2005
Kelly, Victor	1975
Kendall, Mike	1970, 71, 72
Klassovity, Paul	1966, 67, 68
Kleine-Brockhoff, Moritz	1987, 88
Knight, Dave	1976
Koch, Billy	1986, 87
Kroeger, Micah	1996, 97, 98
Kuebler, Michael	2003, 04
Kurtz, Douglas	2010-11

- LLL -

Lactaoen, Jim	1989, 90
Lay, Jeremy	2010
Lee, Damon	1999
Lee, Harvey	1952, 55
Lee, Logan	2004
Lee, Tyson	1995
Lee, Willie	1952, 55
Leisher, Robert	1954, 55

Lett, George	1976
Lillie, Lewis	1968, 69
Lojeski, Matt	2006, 07
Lombard, Gabe	2002, 03
Lott, Phil	1989, 90, 91, 92
Louden, Thomas	1979, 80
Loui, Edward	1947, 48, 49, 50
Lowenthal, Todd	2007
Luettgerodt, Riley	2007, 08
Lutu, Leroy	2009, 10

— MMM —

Malma, George	1947, 48, 49, 50
Manker, Bob	1975, 76
Manliguis, Al	1954, 55
Maroney, Tony	1994, 95
Martin, Phil	2001, 02, 03, 04
Mayen, Adhar	2008, 09, 10
McBryde, Sir	1992
McGee, Kalia	1992, 93, 94, 95
McGee, Steve	1973
McGuire, Andrew	1990
McIntosh, Bernard	2000
McIntyre, Mike	1999, 2000, 01, 02
Meyers, Luke	1997, 98
Miles, Bobby	2011, 12
Miller, Greg	1996, 97
Miller, Jack	1980, 81, 83, 84
Miller Jr., Jack,	2006
Miller, Jerel	1977, 78, 79
Minns, Pi'i	2012
Miskimon, Rick	1984
Moeller, Bryan	1998, 99
Molle, Jr., John	1994, 95
Moore, John	1977
Moore, Woodrow	1995
Morgan, Andre	1984, 85, 86
Mosier, Bill	1983, 84, 85
Murray, Craig	1987, 88

— NNN —

Nash, Bob	1971, 72
Nash, Bobby	2004, 05, 07, 08
Navalta, Wendell	1989, 90, 91
Neal, Clint	1978
Nevels, Garrett	2014
Newell, Tom	1969, 70, 71
Newsome, Gary	1977, 78, 79, 80
Nitoto, Kareem	2008, 09

— 000 —

O'Connor, Lane	2000, 01
O'Neil, Bruce	1967, 68, 69
O'Neil, Dan	1977
Ostler, Troy	2000, 01
Ostrowski, Jeremiah	2011-12
Owens, Wendell	1994
Owsley, P.J.	2007, 08

— PPP —

Pacarro, Harry	1961, 62
Parghalava, Lasha	2009
Parker, Brian	1995
Pavlovic, Ozren	2013
Peciukas, Vaidotas	2003, 04, 05
Penebacker, Dean	1998

Penebacker, John	1970, 71, 72, 73
Perkins, Elroy	1970
Philipp, Terrance	1992, 93
Pickart, Dan	2002, 03
Pineau, Brad	1979, 80, 81, 82
Portugue, Jerry	1955, 56
Puckett, Sam	1975
Puida, Nerijus	2000, 01

— RRR —

Radovic, Bosko	2001
Reed, Ray	1991
Reynolds, McKinley	1968, 69
Ribeiro, Fabio	1992, 93
Ricketts, Ahmad	1994
Riddle, John	1977
Ritte, Walter	1966, 67, 68
Ritter, George	1975, 76, 77
Robinson, Bob	1990
Robinson, Jeremy	1999, 2000
Robinson, Mike	1997, 98, 99
Robinson, Robbie	1998
Roscoe, Chris	1988
Rosegreen, Courtney	1991, 92
Rozitis, Davis	2012, 13, 14
Ruffin, Trevor	1993, 94
Ryan, Packy	1975, 76, 77

— SSS —

Sallas, Dennis	1971
Salter, Anthony	2011
Sanchez, Cliff	1977, 78, 80, 81
Savovic, Predrag	2000, 01, 02
Sensley, Julian	2004, 05, 06
Sesler, Racky	1981, 82
Shamburger, Keith	2014
Shepherd, Tim	1990, 91, 92, 93
Shimonovich, Haim	2001, 02, 03, 04
Silva, Kelii	1998, 99
Simon, Junious	1968, 69
Skillicorn, Mark	1971, 72, 73
Smalls, Vincent	1989, 90
Smith, Alika	1995, 96, 97, 98
Smith, Fred	1967, 68
Smith, Gavin	1977
Smith, Quincy	2014
Smith, Robert	1979, 80
Smith, Sam	1996
Soto, Larry	1949
Sottos, Jake	2004, 05
Souza, Howell	1959, 60, 61, 62
Spanogle, John	1992, 93, 94
Spearman, Brandon	2013, 14
Speight, Crosetti	1983, 84
Standhardinger, Christian	2013, 14
Stokes, Shaquille	2012
Stovall, Andre	1991, 92
Stovall, Tre	2000
Strachan, William	1961, 62, 63, 64
Strayhorn, Aaron	1980, 81
Sueing, Justice	1995, 96
Sundberg, Seth	1996, 97

- TTT -

Takaki, Lance	2000, 01, 02, 03
Tanimura, Roy	1958, 59, 60, 61
Tatum, Deonte	2005, 06
Tavita, Jace	2013
Taylor, Kurt	1992, 93
Terrell, Ricky	2001
Thomas, Joston	2011, 12
Thomas, Mike	2014
Thompson, Chip	1991
Thompson, Hiram	2005, 08, 09, 11
Thomson, Rod	1961, 62, 63, 64
Titchenal, Bob	1971
Torres, Ed	1976
Trutanich, Dan	1961, 62, 63, 64
Turner, Keith	1986

— VVV —

Valdes, Aaron	2014
Vebobe, Luc-Arthur	2002
Veit, Alex	2007, 08
Verwers, Stephen	2007, 08
Vickery, Hollis	1978, 79
Vitatoe, Marv	1973

— WWW —

Walker, Alex	1995, 96
Walker, Kenny	1985, 86
Walz, Chris	1991, 92, 93
Washington, Rodney	1993, 94
Waters, Dominic	2006, 07
Weaver, James	1987
Webster, Tony	1981, 83
Wells, Tony	1978, 79
Werts, Melton	1973, 74, 75, 76
White, Johnny	1999, 2000
Whitlock, Tes	1995, 96
Whittaker, Kalani	1989
Wienstroer, Jim	1972
Wilder, John	2006
Williams, Charles	1972
Williams, Dwain	2010
Williams, Skip	1973, 74
Willis, Shane	1995
Wilson, Artie	1972, 73, 74
Wilson, James	1989
Winter, Marty	1992, 93
Wiseman, Trevor	2011, 12
Woodard, Bert	1992, 93
Wright, Willie	1981, 82, 83
Wrightsil, Jerald	1986, 87

— XYZ —

Xiang, Ji	2009, 10
Yadao, Jason	1997
Yarbrough, Gene	1960, 61, 62, 63
Yokomoto, Allen	1949
Young, William	1948, 49
Zivanovic, Ales	1995, 96, 97
Zivanovic, Milos	2002, 03, 04

Note: The list is incomplete. If anyone has any factual data information regarding names not listed, please contact the UH Sports Media Relations Office. The year listed is the end of the season (i.e., 1992 represents the 1991-92 season).

H ALL-TIME NUMERICAL ROSTER

0
Kareem Nitoto _____ 2008-09
Keith Shamburger _____ 2014

00
Larry Connors _____ 1982-84
Erin Galloway _____ 1998-99
Brad Pineau _____ 1979-82
James Wilson _____ 1989

1
Petras Balocka _____ 2009-10
Todd Lowenthal _____ 2007
Bobby Miles _____ 2011-12
Garrett Nevels _____ 2014
Predrag Savovic _____ 2000-02
Jace Tavita _____ 2013

2
Matt Gibson _____ 2005, 07-08
Garrett Jefferson _____ 2012-13
Phil Martin _____ 2001-04
Hiram Thompson _____ 2006-09-11
Milos Zivanovic _____ 2003-05

3
Aaron Curry _____ 1997
Chad Hook _____ 1998
Brandon Jawato _____ 2013-14
Zane Johnson _____ 2011-12
Mike McIntyre _____ 1999-02
Jake Sottos _____ 2004-05
Rodney Washington _____ 1993-94
Tes Whitlock _____ 1995-96
Kalani Whittaker _____ 1989

4
Bill Amis _____ 2011
Matt Gipson _____ 2005-06
Gabe Lombard _____ 2002-03
Bernard McIntosh _____ 2000
Wendall Navalta _____ 1989-91
Basko Radovic _____ 2001
Michael Robinson _____ 1997-99
Sam Smith _____ 1996
Shaquille Stokes _____ 2012

5
Lonnie Benjamin _____ 1994
Quentin Gallon _____ 1997
David Hilton _____ 2001
Damon Lee _____ 1999
Lasha Parghalava _____ 2009
Bob Robinson _____ 1990
Tre Stovall _____ 2000
Joston Thomas _____ 2011-12
Dwain Williams _____ 2000

10
Dyrbe Enos _____ 2014
Conrad Fitzgerald _____ 2009
Gary Gray _____ 1973-77
Mark Hackett _____ 1978-79
David Hallums _____ 1988-89
Kenny Kelly _____ 2005
Woodrow Moore _____ 1995
Fabio Ribeiro _____ 1992-93
Aaron Strayhorn _____ 1980-81
Lance Takaki _____ 2000-03
Keith Turner _____ 1986
John Wilder _____ 2006

11
Ikaika Alama-Francis _____ 2003
Troy Bowe _____ 1989-91
Kris Groce _____ 2005
Steve John _____ 1971
Andre Morgan _____ 1984-86
Craig Murray _____ 1987-88

Gary Newsome _____ 1977-80
Jeremiah Ostrowski _____ 2011-12
Anthony Salter _____ 2011
Quincy Smith _____ 2014
Marv Vitatoe _____ 1973
Dominic Waters _____ 2006-07
Johnny White _____ 1999-00
Bert Woodard _____ 1992-93
Willie Wright _____ 1981-83

12
Jarinn Akana _____ 1993-94
Reggie Carter _____ 1976
Otis Clay _____ 1991
Tim Cockett _____ 1975
William Colston _____ 1982-85
Rykin Enos _____ 2010
Chris Gaines _____ 1987-90
Dennis Harrison _____ 1996
Dwight Holiday _____ 1971-72
Marquez Jackson _____ 2007
Cliff Sanchez _____ 1977-81
Ricky Terrell _____ 2001
Kenny Walker _____ 1985-86
Ji Xiang _____ 2009
Milos Zivanovic _____ 2003-2005

13
Billy Bolds _____ 1988-89
Jason Carter _____ 2003-04
Gary Gray _____ 1973-77
Rogue Harris _____ 1983-84
Rodney Jones _____ 1981-82
Mike Kendall _____ 1970-72
Micah Kroeger _____ 1996-98
Jerel Miller _____ 1977-79
Davis Rozitis _____ 2012-14
Trevor Ruffin _____ 1993-94
Marty Winter _____ 1992-93

14
Wayne Crowe _____ 1976-78
Jerome Freeman _____ 1971-72
John Gabriel _____ 1986-89
Tom Henderson _____ 1973-74
Victor Kelly _____ 1975
Racky Sesler _____ 1981-82
Haim Shimonovich _____ 2001-04
Crosetti Speight _____ 1983-84

15
Beau Albrechtson _____ 2009-10
Mark Campbell _____ 2002-03
Vander Joaquim _____ 2011-13
Larry Jones _____ 1978-81
Stefan Jovanovic _____ 2014
Robert Kelley _____ 1977
George Lett _____ 1976
Sam Puckett _____ 1975
Mark Skillicorn _____ 1971-73

20
Jared Dillinger _____ 2007-08
Joe Frazier _____ 1979-80
Mike Gilliss _____ 1990-91
Greg Hicks _____ 1983-84
David Hopkins _____ 1981-82
Jeremy Lay _____ 2010
Logan Lee _____ 2004
Leroy Lutu _____ 2009
Alik Smith _____ 1995-98
Kurt Taylor _____ 1992-93
Trevor Wiseman _____ 2011

21
Hauns Brereton _____ 2012-13
Dominick Brumfield _____ 2011
Mindaugas Burneika _____ 2001-02
Seth Caine _____ 2005

Paul Campbell _____ 2008-10
Casey Cartwright _____ 1998-99
Garland Gantt _____ 2004
Jack Hackman _____ 2014
Matt Lojeski _____ 2006-07
Rick Miskimon _____ 1984
John Penebacker _____ 1970-73
Courtney Rosegreen _____ 1991-92
Alex Walker _____ 1995-96

22
Rod Aldridge _____ 1973-75
Al Davis _____ 1971-72
Clarence Dickerson _____ 1981-82
Aaron Hines _____ 1979
Joe Hudson _____ 1989-91
Mike Hutcherson _____ 1984
Riley Luettgerodt _____ 2007-08
Leroy Lutu _____ 2010
Kalia McGee _____ 1992-95
Clint Neal _____ 1978
Vaidotas Peciukas _____ 2003-05
Nerijus Puida _____ 2000-01
Packy Ryan _____ 1975-77
Ales Zivanovic _____ 1996-98

23
Anthony Carter _____ 1997-98
Jordan Coleman _____ 2011
Reggie Cross _____ 1988-89
Philipp Czernin _____ 1999
Tim De Silva _____ 1970-71
Carl English _____ 2001-03
Roderick Flemings _____ 2009-10
Jim Gaule _____ 1985-86
Henry Hollingsworth _____ 1975-76
Billy Koch _____ 1986-87
Jack Miller Jr. _____ 2006
Pi'i Minns _____ 2012
John Moore _____ 1977
Ozren Pavlovic _____ 2013
Ray Reed _____ 1991
John Spanogle _____ 1992-94
Aaron Valdes _____ 2014
Shane Willis _____ 1995
Artie Wilson _____ 1972-74
Willie Wright _____ 1981-83

24
Mike Among _____ 1988
Bo Barnes _____ 2011
Tyrone Bradshaw _____ 1972-73
Ron Fryson _____ 1975
Michael Harper _____ 2013-14
Michael Kuebler _____ 2003-04
Adhar Mayen _____ 2008-10
Sir McBryde _____ 1992
Tom Newell _____ 1969-71
Troy Ostler _____ 2000-01
Cliff Sanchez _____ 1977-81
Kelii Silva _____ 1998-99
Hiram Thompson _____ 2006, 08-10
Ed Torres _____ 1976
Hollis Vickery _____ 1978-79
Tony Webster _____ 1981-83
Jerald Wrightsil _____ 1986-87

25
Mike Blackshire _____ 1972-73
Rahula Hall _____ 1998-00
Ryne Holliday _____ 2000-03
Terry Houston _____ 1989-90
Greg Miller _____ 1996-97
Wendall Owens _____ 1994
Dennis Sallas _____ 1971
Deonte Tatum _____ 2005-06
Mike Thomas _____ 2014
Ji Xiang _____ 2010

30
Arlen Bento _____ 1989-90
Devin Kanoa _____ 1988
P.J. Owsley _____ 2007-08
Jeremy Robinson _____ 1999-00
Andre Stovall _____ 2000
Jamie Weaver _____ 1987

31
Bill Austin _____ 1977
Boyd Batts _____ 1974
William Colston _____ 1982-85
Dan Hale _____ 1982-84
Anthony Harris _____ 1995-96
Todd Huber _____ 1971-72
Rich Jardine _____ 1986
Moritz Kleine-Brockhoff _____ 1987-88
Kenny Walker _____ 1985-86
Trevor Wiseman _____ 2012

32
Brandon Adams _____ 2009-10
Jimmie Baker _____ 1975
Walter Bonner _____ 1994-95
Tyler Brown _____ 2012
Kirk Eubank _____ 1980-81
Gary Gillman _____ 1999
Antoine Goodlow _____ 1977-81
Sam Johnson _____ 1982-84
Dave Knight _____ 1976
Phil Lott _____ 1989-92
Dan Pickart _____ 2002-03
Robbie Robinson _____ 1998
Brandon Spearman _____ 2013-14
Bob Titchenal _____ 1971
Skip Williams _____ 1973-74

33
Alan Andrus _____ 1987
Manroop Clair _____ 2013
Danny Furlong _____ 1996-97
Mike Gilliss _____ 1990-91
Garland Hughes _____ 1981-84
Adam Jespersen _____ 2009
Jim Lactaoen _____ 1989-90
John Molle Jr. _____ 1994-95
Bob Nash _____ 1971-72
Bobby Nash _____ 2004-05, 07-08
Lane O'Connor _____ 2000-01
Dean Penebacker _____ 1998
Terrance Philipp _____ 1992-93
Gavin Smith _____ 1977
Robert Smith _____ 1979-80
Mel Werts _____ 1973-76

34
Erik Ambrozich _____ 1997-98
Brian Austin _____ 1977
Tommy Barker _____ 1975-76
Jeff Blackett _____ 2004-05
Todd Fields _____ 2000-01
Antoine Goodlow _____ 1977-81
Phil Handy _____ 1994-95
Gerry Holmes _____ 1992-93
Douglas Kurtz _____ 2010-11
Thomas Louden _____ 1979-80
Jack Miller _____ 1980-81, 83-84
Vincent Smalls _____ 1989-90
Christian Standhardinger _____ 2013-14
Chip Thompson _____ 1991
Jim Wienstroer _____ 1972

35
Steve McGee _____ 1973
Stephen Verwers _____ 2007-08
Charlie Williams _____ 1972

40
Cliff Beaubrun _____ 1989-90
Eric Bowman _____ 1979-80
Larry Connors _____ 1981-84
Joe Cowan _____ 1985
David Hopkins _____ 1981-82
Paul Jesinskis _____ 2002-04

41
Bill Amis _____ 2008-09
Todd Follmer _____ 2007
Andrew McGuire _____ 1990
Julian Sensley _____ 2004-06
Justice Sueing _____ 1995-96

42
Ray Arthur _____ 1984-85
Tom Beckerle _____ 1978-81
Isaac Fotu _____ 2013-14
Bob Manker _____ 1975-76
Tim Shepherd _____ 1990-93

43
Paul Burnie _____ 1975
Rick Domonkos _____ 1986-87
Luc-Arthur Vebobe _____ 2002

44
Marquette Alexander _____ 1999-00
Brian Beard _____ 1995
Steve Borup _____ 1975-77
Keith Bowman _____ 1974
John Gabriel _____ 1986-89
Rahula Hall _____ 1998-00
Bobby Hancock _____ 1982-83
Kevin Johnson _____ 1978-79
Anthony Jones _____ 1985-86
Jack Miller _____ 1980-84
Ahmad Ricketts _____ 1994
Chris Walz _____ 1991-93
Jason Yadao _____ 1997

45
Daryl Davis _____ 1974
Ahmet Gueye _____ 2006-07
George Ritter _____ 1975-77
Tony Wells _____ 1978-79

50
Chris Botez _____ 2005-06
Ric Domonkos _____ 1986-87
Ryne Holliday _____ 2000-03
Tony Maroney _____ 1994-95
Bill Mosier _____ 1983-85
Seth Sundberg _____ 1996-97
Alex Veit _____ 2007-08

51
John Gabriel _____ 1986-89
Billy Holcomb _____ 1987-88

52
Phil Addington _____ 1991

53
Brian Parker _____ 1995

54
Nkeruwem Akpan _____ 2002-03
Mark Benford _____ 1991
Bryan Moeller _____ 1998-99
Brad Pineau _____ 1979-82

Note: This list includes players who lettered from the 1970-71 season. The year listed is the end of the season (i.e., 1992 represents the 1991-92 season).

UNITED STATES (35 states)

Alabama (1)

Mobile: John Wilder

Arizona (5)

Phoenix: Zane Johnson, Justice Sueing
Safford: Bobby Hancock
Scottsdale: Bo Barnes
Sierra Vista: Ray Arthur

California (58)

Anaheim: Tes Whitlock
Antioch: Quincy Smith
Arcadia: Mike Kendall
Berkeley: Kareem Nitoto
Carson: Dominick Brumfield
Compton: Cliff Sanchez, Andre Stovall
Costa Mesa: Skip Williams
Coto de Caza: Todd Follmer
Cypress: Tom Beckerle
El Segundo: Brandon Jawato
Fountain Valley: Bob Manker
Hayward: Phil Handy
Huntington Beach: Michael Kroeger
Irvine: Eric Ambrozich, John Molle Jr.
Lakewood: Garrett Jefferson
Long Beach: Mike McIntyre, Chris Roscoe
Los Angeles: Mike Blackshire, Wayne Crowe, Joe Hudson, Kevin Johnson, Bobby Miles, John Moore, Garrett Nevels, Keith Shamburger, Ricky Terrell
Los Osos: Danny Furlong
Manhattan Beach: Shan Willis
Menlo Park: Damon Lee
Morro Bay: Gary Gillman
North Hollywood: Jordan Coleman
Novato: Dan Pickart
Oakland: Aaron Curry, Marv Vitatote
Pacific Palisades: Philipp Czernin
Pacoima: Paul Burnie
Palos Verdes: Tim Cockett
Sacramento: Larry Connors, Hiram Thompson
San Anselmo: Steve McGee
San Carlos: Seth Sundberg
San Diego: Todd Lowenthal, Tom Newell, Dwain Williams
San Francisco: Marquette Alexander, Wendell Owens, Crosetti Speight
San Jose: Mark Skillicorn, Bob Tichenal
Santa Clarita: Trevor Wiseman
Santa Maria: Mike Gilless
Santa Rosa: Dwight Holiday
Sherman Oaks: Gavin Smith
Whittier: Aaron Valdes
Woodland Hills: Conrad Fitzgerald, Mike Thomas

Colorado (8)

Aurora: James Wilson
Denver: Antoine Goodlow, Kenny Kelly
Lakewood: Mark Hackett
Littleton: Jared Dillinger, John Gabriel
Wheat Ridge: Brian Austin, Clint Neal

Connecticut (7)

Bridgeport: Bill Austin
Danbury: Anthony Harris
Hartford: Bob Nash, Terrance Phillip
New Britain: Sam Smith
Stamford: Rick Domonkos
Waterbury: Phil Lott

Florida (11)

Ft. Lauderdale: Reggie Cross, Courtney Rosegreen
Jacksonville: Greg Hicks, Rodney Jones
Kissimmee: Bert Woodard
Miami: Cliff Beaubrun, Terry Houston, Kenny Walker
Opa-Locka: Aaron Hines
Orlando: Johnny White
Tallahassee: Anthony Salter

Georgia (4)

Atlanta: Anthony Carter
Marietta: Erin Galloway
Rome: Rod Aldridge
Snellville: Marquez Jackson

Hawai'i (31)

'Aiea: Dyrbe Enos, Rykin Enos, Mike Hutcherson, Jeremiah Ostrowski
Hilo: Arlen Bento, Rahula Hall
Honolulu: Beau Albrechtson, Dan Hale, Dennis Harrison, Sam Johnson, Dave Knight, Jim Lactaoen, Pi'i Minns, Bobby Nash, Kalia McGee, Kaunaoa McGee, Jack Miller Jr., Wendell Navalta, Brad Pineau, Kelii Silva, Lance Takaki, Kalani Whittaker
Kailua: Greg Miller, Dean Penebacker, Julian Sensley, Alike Smith
Kailua-Kona: Jason Yadao
Kaneohe: Ikaika Alama-Francis, Mike Among
Kaunakakai: Jarinn Akana
Waianae: David Hallums

Illinois (14)

Belleville: Ryne Holliday
Chicago: Mark Benford, Eric Bowman, Otis Clay, Al Davis, Jerome Freeman, Sam Puckett, Brandon Spearman
Collinsville: Bill Mosier
La Salle: Hollis Vickery
Maywood: Lonnie Benjamin
Monmouth: Jake Sottos
Phoenix: Boyd Batts
Salem: Jim Gaule

Indiana (6)

Anderson: Andre Morgan
Carmel: Alex Walker
E. Chicago: Anthony Jones
Gary: Jason Carter
Indianapolis: John Spanogle
Osceola: Jerel Miller

Iowa (2)

Cedar Rapids: Chad Hook
Waterloo: Chris Gaines

Kansas (2)

Atchison: Robert Smith
Wichita: Charles Williams

Kentucky (1)

Murray: Tony Wells

Louisiana (2)

Baton Rouge: Jeremy Robinson
Metairie: Quentin Gallon

Maryland (2)

Hagerstown: Brian Beard
Severn: Brian Parker

Massachusetts (1)

Boston: Daryl Davis

Michigan (2)

Clawson: Woodrow Moore
Detroit: David Hopkins

Mississippi (1)

Tupelo: Ray Reed

Missouri (2)

Chesterfield: Jim Wienstroer
St. Joseph: Packy Ryan

Montana (1)

Bozeman: P.J. Owsley

Nevada (1)

Las Vegas: Keith Turner

New Jersey (2)

Atlantic City: Chip Thompson
Jersey City: Ahmad Ricketts

New Mexico (1)

Ruidoso: Kirk Eubank

New York (23)

Bridgehampton: Troy Bowe
Bronx: Tom Henderson, Ed Torres
Buffalo: Garland Hughes, Trevor Ruffin
Deer Park: Gary Newsome
Freeport: Henry Hollingsworth
Harlem: Shaquille Stokes
Lockport: Tony Maroney
Massaonequa: George Ritter
New York: Keith Bowman, Reggie Carter, Joe Frazier, Ron Fryson, David Hilton, Victor Kelly, George Lett, Thomas Loudon, Aaron Strayhorn
Queens: Kurt Taylor
Rochester: Billy Koch, Racky Sesler, Tony Webster

North Carolina (2)

Greensboro: Sir McBryde
Lexington: Bernard McIntosh

Ohio (5)

Cincinnati: Jack Miller, John Penebacker
Cleveland: Walter Bonner
Dayton: William Colston
Oberlin: Tim Shepherd

Oklahoma (4)

Midwest City: Casey Cartwright
Oklahoma City: Bill Amis, Matt Gibson, Jeremy Lay

Oregon (8)

Gladstone: Riley Luettgerodt
Portland: Chris Botez, Gary Gray, Jack Hackman, Dominic Waters, Artie Wilson
Salem: Michael Kuebler, Alex Veit

Pennsylvania (7)

Philadelphia: Jimmie Baker, Billy Bolts, Bob Robinson, Mike Robinson, Vincent Smalls, Melton Werts
Pittsburgh: Robert Kelley

Tennessee (1)

Bartlett: Hauns Brereton

Texas (14)

Big Spring: Jerald Wrightsil
Burkburnett: Matthew Gipson
Dallas: Roderick Flemings
Fort Worth: Bryan Moeller
Harlingen: Tommy Barker
Houston: Gerry Holmes
Irving: Phil Addington
Lancaster: Rick Miskimon
Mesquite: Todd Fields, Rodney Washington
Nederlands: James Weaver
Pflugerville: Adhar Mayen
San Antonio: Logan Lee
Weatherford: Stephen Verwers

Utah (8)

Ogden: Jeff Blackett
Provo: Allan Andrus
Salt Lake City: Steve Borup, Rogue Harris, Jace Tavita, Willie Wright
St. George: Richard Jardine
West Valley City: Troy Ostler

Virginia (4)

Danville: Clarence Dickerson
Hampton: Larry Jones
Honaker: Tyler Brown
Virginia Beach: Bill Holcomb

Washington (10)

Bellevue: Joe Cowan, Chris Walz
Mercer Island: Leroy Lutu
Mt. Vernon: Mark Campbell
Pasco: Kris Groce
Puyallup: Todd Huber
Seattle: Brandon Adams, Seth Caine, Craig Murray
Vancouver: Lane O'Connor

Washington DC (3)

Tyrone Bradshaw, Garland Gantt, Joston Thomas

Wisconsin (2)

Milwaukee: Deonte Tatum
Racine: Matt Lojeski

FOREIGN COUNTRIES (20)

Angola (1)

Luanda: Vander Joaquim

Australia (1)

Melbourne: Michael Harper

Brazil (2)

Pelotas: Douglas Kurtz
Rio de Janeiro: Fabio Ribeiro

Canada (5)

New London: Adam Jespersen
Patrick's Cove, Newfoundland: Carl English
Toronto: Paul Campbell, Phil Martin
Vancouver: Manroop Clair

China (1)

Zhengzhou: Ji Xiang

Croatia (1)

Zagreb: Ozren Pavlovic

France (1)

Antibes: Luc-Arthur Vebobe

Georgia (1)

Tbilisi: Lasha Parghalava

Germany (2)

Essen: Moritz Kleine-Brockhoff
Munich: Christian Standhardinger

Guam (1)

Pago Bay: Gabe Lombard

Israel (1)

Rishon LeZion: Haim Shimonovich

Latvia (1)

Cesis: Davis Rozitis

Lithuania (4)

Joniskis: Vaidotas Peciuksas
Kaunas: Mindaugas Burneika
Sakiu Raj: Nerijus Puida
Vilnius: Petras Balocka

Montenegro (1)

Herceg Novi: Predrag Savovic

New Zealand (2)

Mission Bay, Auckland: Marty Winter
Torrey, Auckland: Isaac Fotu

Nigeria (1)

Akwa-Ibom: Nkeruwm Akpan

Senegal (1)

Dakar: Ahmet Gueye

Serbia (3)

Belgrade: Bosko Radovic, Milos Zivanovic
Kraljevo: Stefan Jovanovic

Slovenia (1)

Maribor: Ales Zivanovic

South Africa (1)

Assagay: Paul Jesinskis

Note: This list includes players who lettered from the 1970-71 season.

All Americans

Bob Nash

1971-72 Third Team, Basketball News
Honorable Mention, UPI
Honorable Mention, AP
Honorable Mention, Universal Sports

Tom Henderson

1972-73 Honorable Mention, NBA Coaches
Honorable Mention, Sporting News
Honorable Mention, Basketball Weekly
1973-74 First Team, Sporting News
First Team, NBA Coaches
First Team, Street & Smith's
Basketball Yearbook
First Team, Citizens Savings
Athletic Foundation
Second Team, Basketball Weekly
Second Team, Universal Sports
Third Team, AP
Honorable Mention, UPI

Anthony Harris

1995-96 Honorable Mention, Basketball Weekly

Anthony Carter

1996-97 Honorable Mention, AP
1997-98 Honorable Mention, AP

Predrag Savovic

2001-02 Honorable Mention, AP

All-Coast

1970-71 Bob Nash, H.M., UPI
Jerome Freeman, H.M., UPI
H.M., UPI
1971-72 Bob Nash,
Jerome Freeman,
H.M., UPI
1972-73 Tom Henderson,
2nd Team, UPI
1973-74 Tom Henderson,
2nd Team, UPI
1979-80 Aaron Strayhorn,
H.M., UPI
1981-82 Clarence Dickerson,
H.M., UPI

All-Aloha Classic

1969 Lewis Lillie
1970 Eddie Agard
1971 Tom Newell
1972 Al Davis,
Jerome Freeman,
Dwight Holiday,
Bob Nash (MVP)
1973 John Penebacker,
Tyrone Bradshaw

1974 Tom Henderson*
Artie Wilson
1975 Jimmie Baker
Victor Kelly
1976 Tommy Barker
Melton Werts
1977 Gavin Smith
1978 Tony Wells
1980 Thomas Loudon
1981 Aaron Strayhorn
1982 Clarence Dickerson
1984 Greg Hicks,
Jack Miller
1989 Reggie Cross*

* - All-Tournament Team

Special All-American

1970-71 Jerome Freeman,
2nd Team, UPI,
Under-6-Foot All-American
1971-72 Jerome Freeman,
1st Team, UPI,
Under-6-Foot All-American

All-West

1971-72 Bob Nash, 1st Team
1986-87 Chris Gaines,
H.M., All-Far West

Freshman All-American

1986-87 Chris Gaines,
4th Team, Basketball Weekly
2012-13 Isaac Fotu,
Collegelnsider.com

All-District

1979-80 Aaron Strayhorn,
1st Team, District VII
1980-81 Aaron Strayhorn,
1st Team, District VII
1989-90 Chris Gaines,
1st Team, District 13
1995-96 Anthony Harris,
1st Team, NABC/SEARS,
District 13
1996-97 Anthony Carter,
1st Team, NABC/SEARS
District 13, 1st Team,
USBWA District 9
2001-02 Predrag Savovic,
1st Team, NABC District
13, 1st Team USBWA
District 9
2002-03 Carl English,
2nd Team, NABC District
13, 1st Team USBWA
District 9
2003-04 Michael Kuebler,
2nd Team, NABC District
13, 1st Team USBWA
District 9

2005-06 Julian Sensley, 2nd Team,
NABC District 13
2008-09 Roderick Flemings, 2nd
Team, NABC District 6
2011-12 Vander Joaquim, 1st
Team, NABC District 6
2013-14 Isaac Fotu, 2nd
Team, NABC District 9

John Wooden Award Nominee

1997-98 Anthony Carter,
Preseason Watch List
2002-03 Carl English,
Preseason Watch List

CoSIDA Academic All-America

2001-02 Predrag Savovic,
3rd Team
2002-03 Carl English,
3rd Team
2003-04 Michael Kuebler,
1st Team

CoSIDA Academic All-District VIII

2000-01 Nerijus Puida,
Predrag Savovic
2001-02 Predrag Savovic
2002-03 Carl English
2003-04 Michael Kuebler

Coach of the Year

2001-02 Riley Wallace,
WAC, NABC District 13

All-WAC

1979-80	Aaron Strayhorn, 2nd Tm Eric Bowman, H.M. Thomas Loudon, H.M.
1980-81	Rodney Jones, H.M. Aaron Strayhorn, H.M. Tony Webster, H.M.
1981-82	Clarence Dickerson, 1st Tm Bobby Hancock, H.M. Rodney Jones, H.M.
1982-83	Tony Webster, 1st Tm Greg Hicks, H.M. William Colston, H.M. Bobby Hancock, H.M.
1983-84	Jack Miller, 2nd Tm Greg Hicks, H.M. Andre Morgan, H.M.
1984-85	Andre Morgan, H.M. Ray Arthur, H.M.
1986-87	Chris Gaines, H.M.
1987-88	Chris Gaines, H.M. Reggie Cross, H.M.
1988-89	Reggie Cross, 1st Tm Terry Houston, H.M.
1989-90	Chris Gaines, 1st Tm Terry Houston, 2nd Tm Vincent Smalls, All-Defensive 1st Tm
1990-91	Troy Bowe, 2nd Tm, All-Defensive 1st Tm Ray Reed, 2nd Tm, All-Newcomer 1st Tm
1991-92	Phil Lott, 1st Team Fabio Ribeiro, All-Newcomer 1st Tm
1992-93	Trevor Ruffin, All-Newcomer 1st Tm
1993-94	Trevor Ruffin, 1st Team Phil Handy, All-Newcomer Tm Tony Maroney, All-Newcomer Tm, All-Defensive Team
1994-95	Tony Maroney, 1st Tm
1995-96	Anthony Harris, 1st Tm
1996-97	Anthony Carter, 1st Tm, All-Newcomer, All-Defensive Tm Pacific Division Player of the Year Alika Smith, 2nd Tm, All-Defensive Tm
1997-98	Anthony Carter, 2nd Tm Alika Smith, 2nd Tm Erin Galloway, All-Newcomer, All-Defensive Tm
1999-00	Marquette Alexander, 2nd Tm Predrag Savovic, All-Newcomer Tm Troy Ostler, All-Newcomer Tm
2000-01	Predrag Savovic, 1st Tm Phil Martin, All-Newcomer Tm
2001-02	Predrag Savovic, 1st Tm Carl English, 2nd Tm
2002-03	Carl English, 1st Tm Michael Kuebler, All-Newcomer Tm Mark Campbell, All-Defensive Tm
2003-04	Michael Kuebler, 1st Tm
2004-05	Matt Gibson, All-Newcomer Tm
2005-06	Julian Sensley, 1st Tm Ahmet Gueye, All-Newcomer Tm, All-Defensive Tm Matt Lojeski, All-Newcomer Tm Dominic Waters, Freshman of the Year

2006-07	Matt Lojeski, 2nd Tm Ahmet Gueye, All-Defensive Tm
2007-08	Matt Gibson, 2nd Tm Matt Gibson, All-Defensive Tm
2008-09	Roderick Flemings, 2nd Tm Kareem Nitoto, All-Defensive Tm
2009-10	Roderick Flemings, H.M.
2010-11	Bill Amis, 2nd Tm Zane Johnson, H.M., All-Newcomer Tm
2011-12	Vander Joaquim, 1st Tm; All-Defensive Tm Zane Johnson, H.M.,

WAC Player of the Year

1996-97	Anthony Carter (Pacific Division)
----------------	-----------------------------------

WAC Freshman of the Year

2005-06	Dominic Waters
----------------	----------------

WAC Coach of the Year

1988-89	Riley Wallace
1996-97	Riley Wallace (Pacific Division)
2001-02	Riley Wallace

WAC Players of the Week

1982-83	Tony Webster (Jan. 24)
1984-85	Ray Arthur (Feb. 11)
1987-88	Chris Gaines (Jan. 18), Reggie Cross (Feb. 29)
1988-89	Chris Gaines (Dec. 12)
1989-90	Terry Houston (Jan. 22)
1990-91	Troy Bowe (Feb. 4)
1991-92	Phil Lott (Feb. 3)
1993-94	Tony Maroney (Dec. 20), Trevor Ruffin (Jan. 3)
1994-95	Tes Whitlock (Nov. 28, Jan. 3)
1995-96	Anthony Harris (Dec. 27, Jan. 2, Feb. 19)
1996-97	Eric Ambrozich (Dec. 16), Anthony Carter (Jan. 6, Jan. 20), Alika Smith (Feb. 17)
1997-98	Alika Smith (Dec. 1), Anthony Carter (Dec. 22, Jan. 5, Mar. 1)
1999-00	Predrag Savovic (Jan. 3)
2000-01	Troy Ostler (Dec. 18)
2001-02	Predrag Savovic (Dec. 31, Feb. 4), Mike McIntyre (Jan. 28), Carl English (Mar. 3)
2002-03	Carl English (Jan. 13, Feb. 3, Feb. 24)
2003-04	Julian Sensley (Feb. 2)
2005-06	Matt Lojeski (Nov. 21)
2006-07	Matt Lojeski (Dec. 25, Mar. 4) Matt Gibson (Feb. 5)
2008-09	Roderick Flemings (Dec. 13)
2009-10	Roderick Flemings (Nov. 16, Feb. 22)
2010-11	Hiram Thompson (Nov. 15) Zane Johnson (Mar. 7)
2011-12	Vander Joaquim (Dec. 19, Jan. 16) Zane Johnson (Dec. 26) Joston Thomas (Feb. 6)

Academic All-WAC

1990-91	Chris Walz
1991-92	Chris Walz
1992-93	Chris Walz
1996-97	Eric Ambrozich
1997-98	Eric Ambrozich
1999-00	Lane O'Connor Nerijus Puida Predrag Savovic
2000-01	Lane O'Connor Nerijus Puida Predrag Savovic
2001-02	Mark Campbell Paul Jesinskis Predrag Savovic
2002-03	Mark Campbell Carl English Michael Kuebler
2003-04	Michael Kuebler Paul Jesinskis Logan Lee Bobby Nash
2004-05	Bobby Nash
2005-06	Hiram Thompson
2006-07	Bobby Nash Stephen Verwers
2007-08	Bobby Nash
2008-09	Lasha Parghalava
2009-10	Ji Xiang
2010-11	Bo Barnes Hiram Thompson
2011-12	Davis Rozitis

WAC All-Tournament

1989	Reggie Cross
1990	Troy Bowe
1991	Ray Reed
1994	Trevor Ruffin (MVP)
1995	Tony Maroney
2000	Troy Ostler
2001	Predrag Savovic Carl English (MVP)
2002	Phil Martin Predrag Savovic (MVP)
2003	Carl English

All-Big West

2012-13	Christian Standhardinger, 1st Tm Vander Joaquim, H.M.
2013-14	Isaac Fotu, 1st TM Christian Standhardinger, 1st Tm

Big West Freshman of the Year

2012-13	Isaac Fotu
----------------	------------

Big West Players of the Week

2012-13	Brandon Jawato (Jan. 5) Christian Standhardinger (Feb. 4, 11)
----------------	--

Academic All-Big West

2012-13	Davis Rozitis
2013-14	Dyrbe Enos, Isaac Fotu, Davis Rozitis

Art Woolaway Most Outstanding Player

1971-72	Jerome Freeman Bob Nash
1972-73	Tom Henderson
1973-74	Tom Henderson
1974-75	Jimmie Baker
1975-76	Tommy Barker
1976-77	Gavin Smith
1977-78	Tony Wells
1978-79	Tony Wells
1979-80	Thomas Loudon
1980-81	Aaron Strayhorn
1981-82	Clarence Dickerson
1982-83	Tony Webster
1983-84	Greg Hicks, Jack Miller
1984-85	Ray Arthur, Andre Morgan
1985-86	Anthony Jones
1986-87	Chris Gaines
1987-88	Reggie Cross
1988-89	Reggie Cross
1989-90	Chris Gaines Terry Houston, Vincent Smalls Andrew McGuire Cliff Beaubrun
1990-91	Troy Bowe
1991-92	Phil Lott
1992-93	Chris Walz
1993-94	Trevor Ruffin
1994-95	Tony Maroney
1995-96	Justice Sueing
1996-97	Anthony Carter
1997-98	Anthony Carter Alika Smith
1998-99	Mike Robinson
1999-00	Marquette Alexander
2000-01	Predrag Savovic
2001-02	Predrag Savovic
2002-03	Carl English
2003-04	Michael Kuebler
2004-05	Julian Sensley
2005-06	Julian Sensley
2006-07	Matt Lojeski
2007-08	Riley Luettgerodt Bobby Nash
2008-09	Roderick Flemings
2009-10	Roderick Flemings
2010-11	Bill Amis
2011-12	Vander Joaquim
2012-13	Christian Standhardinger

Alumni Community Service

1971-72	Jerome Freeman John Penebacker
1972-73	John Penebacker Artie Wilson
1973-74	Skip Wilson Artie Wilson
1974-75	Gary Gray Victor Kelly
1975-76	Gary Gray Henry Hollingsworth
1976-77	Gary Gray
1977-78	None
1978-79	Gary Newsome Cliff Sanchez
1979-80	Joe Frazier Gary Newsome
1980-81	Brad Pineau Cliff Sanchez

1981-82	Bobby Hancock
1982-83	Bobby Hancock Tony Webster
1983-84	Rogue Harris
1984-85	Garland Hughes
1985-86	Anthony Jones
1986-87	None
1987-88	Bill Holcomb
1988-89	David Hallums
1989-90	Chris Gaines
1990-91	Phil Lott
1991-92	Fabio Ribeiro
1992-93	Jarinn Akana
1993-94	Tony Maroney
1994-95	Tony Maroney
1995-96	Tes Whitlock
1996-97	Mike Robinson
1997-98	Anthony Carter Alika Smith
1998-99	Erin Galloway
1999-00	Troy Ostler
2000-01	Carl English Lance Takaki
2001-02	Mindaugas Burneika
2002-03	Carl English
2003-04	Vaidotas Peciukas
2004-05	Milos Zivanovic Chris Botez
2005-06	Matthew Gipson Chris Botez, Julian Sensley

Best Playmaker

1968-69	Eddie Agard Junious Simon
1969-70	None
1970-71	Jerome Freeman
1971-72	Jerome Freeman
1972-73	Tom Henderson
1973-74	Tom Henderson
1974-75	Victor Kelly
1975-76	Reggie Carter
1976-77	Gary Gray
1977-78	Gary Newsome
1978-79	Thomas Loudon
1979-80	Thomas Loudon
1980-81	Aaron Strayhorn
1981-82	Racky Sesler
1982-83	William Colston
1983-84	Andre Morgan
1984-85	William Colston
1985-86	Jerald Wrightsil
1986-87	Jerald Wrightsil
1987-88	David Hallums
1988-89	Troy Bowe
1989-90	Troy Bowe
1990-91	Troy Bowe
1991-92	Kalia McGee
1992-93	Kurt Taylor
1993-94	Kalia McGee
1994-95	Kalia McGee
1995-96	Alika Smith
1996-97	Anthony Carter
1997-98	Anthony Carter
1998-99	Johnny White
1999-00	Johnny White
2000-01	Nerijus Puida
2001-02	Mark Campbell
2002-03	Mark Campbell
2003-04	Logan Lee
2004-05	Matt Gibson
2005-06	Deonte Tatum

2006-07	Matt Gibson
2007-08	Matt Gibson
2008-09	Kareem Nitoto
2009-10	Hiram Thompson

Best Defensive Player

1968-69	Junious Simon
1969-70	Howard Dunnam
1970-71	Tom Newell
1971-72	Dwight Holiday
1972-73	Artie Wilson
1973-74	Artie Wilson
1974-75	Henry Hollingsworth
1975-76	Henry Hollingsworth
1976-80	None
1980-81	Tony Webster
1981-82	David Hopkins
1982-83	Greg Hicks
1983-84	Greg Hicks
1984-85	Anthony Jones
1985-86	Jerald Wrightsil
1986-87	Jerald Wrightsil Rick Domonkos David Hallums
1987-88	David Hallums
1988-89	Vincent Smalls
1989-90	Vincent Smalls
1990-91	Troy Bowe
1991-92	Tim Shepherd
1992-93	Tim Shepherd
1993-94	Tony Maroney
1994-95	Phil Handy
1995-96	Justice Sueing
1996-97	Micah Kroeger
1997-98	Micah Kroeger
1998-99	Mike McIntyre
1999-00	Predrag Savovic
2000-01	Mike McIntyre
2001-02	Phil Martin, Mike McIntyre
2002-03	Phil Martin
2003-04	Phil Martin
2004-05	Chris Botez
2005-06	Ahmet Gueye
2006-07	Ahmet Gueye
2007-08	Jared Dillinger
2008-09	Kareem Nitoto
2009-10	Paul Campbell
2010-11	Trevor Wiseman
2011-12	Vander Joaquim
2012-13	Davis Rozitis

Ah Chew Goo

Most Inspirational Player

1968-69	Bruce O'Neil
1969-70	Eddie Agard
1970-71	Jerome Freeman
1971-72	Bob Nash
1972-73	Tom Henderson
1973-74	Tom Henderson
1974-75	Melton Werts
1975-76	Wayne Crowe
1976-77	Ed Torres
1977-78	Cliff Sanchez
1978-79	Hollis Vickery
1979-80	Robert Smith
1980-81	Antonine Goodlow
1981-82	Brad Pineau
1982-83	Jack Miller
1983-84	Crosetti Speight
1984-85	Ray Arthur Andre Morgan
1985-86	Rick Domonkos

1986-87	Rick Domonkos
1987-88	Kalani Whittaker
1988-89	John Gabriel
1989-90	Vincent Smalls
1990-91	Mike Gilles
1991-92	Bert Woodard
1992-93	Marty Winter
1993-94	Jarinn Akana
1994-95	John Molle, Jr.
1995-96	Seth Sundberg
1996-97	Danny Furlong
1997-98	Alika Smith
1998-99	Philipp Czernin
1999-00	Jeremy Robinson
2000-01	Nerijus Puida
2001-02	Carl English
2002-03	Lance Takaki Ryne Holliday
2003-04	Paul Jesinskis
2004-05	Jeff Blackett
2005-06	Chris Botez
2006-07	Bobby Nash
2007-08	Stephen Verwers
2008-09	Hiram Thompson
2009-10	B. Adams A. Mayen H. Thompson
2010-11	Jeremiah Ostrowski
2011-12	Jeremiah Ostrowski
2012-13	Jace Tavita

Best Free-Throw Shooter

1968-69	Paul Hoffman
1969-70	Tom Newell
1970-71	Dwight Holiday
1971-72	Bob Nash
1972-73	Tom Henderson
1973-74	Tom Henderson
1974-75	Victor Kelly
1975-76	Reggie Carter
1976-77	Thomas Loudon
1977-78	Cliff Sanchez
1978-79	Brad Pineau
1979-80	Aaron Strayhorn
1980-81	Clarence Dickerson
1981-82	Clarence Dickerson
1982-83	William Colston
1983-84	Jack Miller
1984-85	Garland Hughes
1985-86	Kenny Walker
1986-87	Chris Gaines
1987-88	Chris Gaines
1988-89	Reggie Cross
1989-90	Chris Gaines
1990-91	Chris Walz
1991-92	Kurt Taylor
1992-93	Fabio Ribeiro
1993-94	Jarinn Akana
1994-95	Tes Whitlock
1995-96	Anthony Harris
1996-97	Alika Smith
1997-98	Alika Smith
1998-99	Casey Cartwright
1999-00	Nerijus Puida
2000-01	Mindaugas Burneika
2001-02	Predrag Savovic
2002-03	Michael Kuebler
2003-04	Jeff Blackett
2004-05	Jake Sottos
2005-06	Matt Lojeski
2006-07	Dominic Waters
2007-08	Bobby Nash

2008-09 Lasha Parghalava
2009-10 Hiram Thompson
2010-11 Zane Johnson

Scholar-Athlete

1972-73 Tom Henderson
1973-74 Artie Wilson
1976-77 Steve Borup
1977-78 Larry Jones
1979-80 Larry Jones
1980-81 Larry Jones
1981-82 Garland Hughes
1982-83 Garland Hughes
1983-84 Dan Hale
1984-85 Garland Hughes
1985-86 Jim Gaule
1986-87 Jerald Wrightsail
1987-88 Moritz Kleine-Brockhoff
1990-91 Chris Walz
1991-92 Chris Walz
1992-93 Chris Walz
1994-95 Alex Walker
1996-97 Eric Ambrozich
1997-98 Eric Ambrozich
1998-99 Johnny White
1999-00 Lane O'Connor
2000-01 Lane O'Connor
2001-02 Predrag Savovic
2002-03 Michael Kuebler
2003-04 Michael Kuebler
2004-05 Bobby Nash
2005-06 Hiram Thompson
2006-07 Todd Lowenthal
2007-08 Bobby Nash
2008-09 Bill Amis
2009-10 Ji Xiang
2010-11 Hiram Thompson
2011-12 Davis Rozitis
2012-13 Hauns Brereton

Best Rebounder

1968-69 Lewis Little
1969-70 John Penebacker
1970-71 Bob Nash
1971-72 Bob Nash
1972-73 Melton Werts
1973-74 Melton Werts
1974-75 Tommy Barker
1975-76 Tommy Barker
1976-77 Gavin Smith
1977-78 Tony Wells
1978-79 Tony Wells
1979-80 Eric Bowman
1980-81 Rodney Jones
1981-82 Rodney Jones
1982-83 Bobby Hancock
1983-84 Jack Miller
1984-85 Ray Arthur
1985-86 Anthony Jones
1986-87 Alan Andrus
1987-88 Reggie Cross
1988-89 Reggie Cross
1989-90 Terry Houston
1990-91 Tim Shepherd
1991-92 Tim Shepherd
1992-93 Tim Shepherd
1993-94 Tony Maroney
1994-95 Tony Maroney
1995-96 Justice Sueing
1996-97 Eric Ambrozich
1997-98 Erin Galloway
1998-99 Mike Robinson

1999-00 Marquette Alexander
2000-01 Troy Ostler
2001-02 Haim Shimonovich
2002-03 Haim Shimonovich
2003-04 Julian Sensley
2004-05 Julian Sensley
2005-06 Ahmet Gueye
2006-07 Ahmet Gueye
2007-08 Riley Luetzgerodt
2008-09 Bill Amis
2009-10 Petras Balocka
2010-11 Vander Joaquim

Most Improved Player

2003-04 Jason Carter
2004-05 Jake Sottos
2006-07 P.J. Owsley
2007-08 Bill Amis
2008-09 Paul Campbell
2009-10 Brandon Adams

Tip Of The Spear

2013-14 Brandon Spearman

The "Tip of the Spear" Award began in 2014 and is given to the Rainbow Warrior who exemplifies five core values: humility (ha'ahaa), enthusiasm (ohohia), accountability (kuleana), relentlessness (ho'oikaika) and teamwork (leleike)

'Bows In the NBA

Player	Yrs at UH	Pos	NBA Team (Years)
Anthony Carter	1996-98	G	Miami Heat (1999-2003) San Antonio Spurs (2003-04) Minnesota Timberwolves (2004-06) Denver Nuggets (2006-2010) New York Knicks (2010-11) Toronto Raptors (2011-12)
Tom Henderson	1972-74	G	Atlanta Hawks (1974-76) Washington Bullets (1976-79) Houston Rockets (1979-83)
Trevor Ruffin	1992-94	G	Phoenix Suns (1994-95) Philadelphia 76ers (1995-96)
Bob Nash	1969-71	F/C	Detroit Pistons (1972-74) Kansas City Kings (1977-79)
Predrag Savovic	1999-2002	G	Denver Nuggets (2002-03)

NBA Draft Picks

Player	Year	Rd	Pick	Pos.	Team
Tony Davis	1960	9	65	C	New York Knicks
Fred Smith	1968	6	78	G/F	Milwaukee Bucks
Tom Newell	1971	10	165	G	Phoenix Suns
Bob Nash	1972	1	9	F/C	Detroit Pistons
Dwight Holiday	1972	9	138	G	Seattle SuperSonics
John Penebacker	1973	13	186	F	Cleveland Cavaliers
Tom Henderson	1974	1	7	G	Atlanta Hawks
Jimmie Baker	1975	3	39	F	Philadelphia 76ers
Victor Kelly	1975	10	162	G	Atlanta Hawks
Tommy Barker	1976	4	53	C	Atlanta Hawks
Aaron Strayhorn	1981	6	120	G	Cleveland Cavaliers
Clarence Dickerson	1982	5	104	G	Washington Bullets
Reggie Cross	1989	2	44	F	Philadelphia 76ers

NBA Free Agents

Player	Yrs at UH	Pos	NBA Team (Year)
Carl English	2000-2002	G	Indiana Pacers (2003)
Predrag Savovic	1999-2002	G	Denver Nuggets (2003)
Anthony Carter	1996-98	G	Detroit Pistons (1998)
Phil Handy	1993-95	G	Washington Bullets (1997)
Trevor Ruffin	1992-94	G	Los Angeles Lakers (1994)

ABA Draft Picks

Player	Year	Rd	Pos.	Team
Al Davis	1972	20	F	Virginia Squires
Dwight Holiday	1972	18	G	Utah Stars
Tom Henderson	1974	2	G	San Antonio Spurs
Jimmie Baker	1975	1	F	Kentucky Colonels

ALL-TIME HEAD COACHES, CHRONOLOGICAL

No.	Coach	Years	OVERALL			COLLEGIATE			CONFERENCE		
			W	L	Pct	W	L	Pct	W	L	Pct
1.	David Crawford	1918-19 (1)	2	5	.286	-	-	-	-	-	-
2.	Edward Williford	1919-20 (1)	2	5	.286	-	-	-	-	-	-
3.	Otto "Proc" Klum	1921-23 (2)	13	8	.619	-	-	-	-	-	-
4.	Charlie Jones	1923-26 (3)	12	11	.522	-	-	-	-	-	-
5.	Leslie Harrison	1926-29 (3)	12	10	.545	-	-	-	-	-	-
6.	Claude Swann	1929-30 (1)	3	4	.429	-	-	-	-	-	-
7.	Eugene "Luke" Gill	1930-41 (11)	88	47	.652	0	4	.000	-	-	-
8.	Bert Chan Wa	1941-42; 46-47 (2)	12	13	.480	0	8	.000	-	-	-
9.	Art Gallon	1947-51 (4)	83	37	.692	4	23	.148	-	-	-
10.	Al Saake	1951-54;57-63 (9)	92	124	.426	38	93	.290	-	-	-
11.	Ah Chew Goo	1954-57 (3)	31	46	.403	5	27	.156	-	-	-
12.	Red Rocha	1963-73 (10)	112	136	.452	93	122	.433	-	-	-
13.	Bruce O'Neil	1973-76 (2+)^	42	32	.568	42	32	.568	-	-	-
14.	Rick Pitino	1975-76 (0+)^	2	4	.333	2	4	.333	-	-	-
15.	Larry Little	1976-85 (9)	103	143	.419	103	143	.419	40	54	.426
16.	Frank Arnold	1985-87 (2)	11	45	.196	11	45	.196	3	29	.094
17.	Riley Wallace	1987-2007 (20)	334	265	.558	334	265	.558	166	164	.502
18.	Bob Nash	2007-10 (3)	34	56	.378	34	56	.378	15	33	.313
19.	Gib Arnold	2010-14 (4)	72	55	.567	72	55	.567	33	31	.516
19 Coaches		91 seasons*	1,079	1,059	.505	757	880	.462	265	319	.454

ALL-TIME HEAD COACHES, OVERALL WINS

No.	Coach	Years	OVERALL			COLLEGIATE			CONFERENCE		
			W	L	Pct	W	L	Pct	W	L	Pct
1.	Riley Wallace	1987-2007 (20)	334	265	.558	334	265	.558	166	164	.502
2.	Red Rocha	1963-73 (10)	112	136	.452	93	122	.433	-	-	-
3.	Larry Little	1976-85 (9)	103	143	.419	103	143	.419	40	54	.426
4.	Al Saake	1951-54;57-63 (9)	92	124	.426	38	93	.290	-	-	-
5.	Eugene "Luke" Gill	1930-41 (11)	88	47	.652	0	4	.000	-	-	-
6.	Art Gallon	1947-51 (4)	83	37	.692	4	23	.148	-	-	-
7.	Gib Arnold	2010-13 (4)	72	55	.567	72	55	.567	33	31	.516
8.	Bruce O'Neil	1973-76 (2+)	42	32	.568	42	32	.568	-	-	-
9.	Bob Nash	2007-10 (3)	34	56	.378	34	56	.378	15	33	.313
10.	Ah Chew Goo	1954-57 (3)	31	46	.403	5	27	.156	-	-	-
11.	Otto "Proc" Klum	1921-23 (2)	13	8	.619	-	-	-	-	-	-
12.	Leslie Harrison	1926-29 (3)	12	10	.545	-	-	-	-	-	-
13.	Charlie Jones	1923-26 (3)	12	11	.522	-	-	-	-	-	-
	Bert Chan Wa	1941-42; 46-47 (2)	12	13	.480	0	8	.000	-	-	-
15.	Frank Arnold	1985-87 (2)	11	45	.196	11	45	.196	3	29	.094
16.	Claude Swann	1929-30 (1)	3	4	.429	-	-	-	-	-	-
17.	Rick Pitino^	1975-76 (0+)	2	4	.333	2	4	.333	-	-	-
18.	David Crawford	1918-19 (1)	2	5	.286	-	-	-	-	-	-
	Edward Williford	1919-20 (1)	2	5	.286	-	-	-	-	-	-
19 Coaches		91 seasons*	1,079	1,059	.505	757	880	.462	265	319	.454

^ - O'Neil coached 21 games and Pitino coached 6 games in 1975-76 * - No coaches during 1912-16

Head Coaching Charts

Highest Winning Percentage*

Art Gallon	.692
Eugene "Luke" Gill	.652
Bruce O'Neil	.568
Gib Arnold	.567
*(minimum 50 games)	

Most Seasons

Riley Wallace	20
Eugene "Luke" Gill	11
Red Rocha	10
Larry Little	9
Al Saake	9

NCAA Tournament Appearances

Riley Wallace	3
Red Rocha	1

NIT Appearances

Riley Wallace	6
Red Rocha	1
Bruce O'Neil	1

20-Win Seasons

Riley Wallace	5
Art Gallon	3
Red Rocha	2

Most Victories in Season

Riley Wallace	27 (2001-02)
	25 (1989-90)
Red Rocha	24 (1971-72)
Art Gallon	24 (1947-48)

WAC Coach Of The Year

Riley Wallace	1988-89
Riley Wallace	1996-97
Riley Wallace	2001-02

All-Time Assistant Coaches

Brandyn Akana	2010-14
Jerry Bruhn	1965-66
Bob Burke	2002-05
Dave Deets	1976-81
Jamie Dixon^	1992-94
Larry Farmer	2007-10
Scott Fisher	2011-14
Michael Frink	1976-78
Eran Ganot	2007-10
Pete Gillen^	1975-76
Rich Glas	1985-87
Jim Halm	1974-75
Kris Jason	1989-91
Jeff Law	1989-92, '94-99
Glen Marx	1987-88
Al Mendez	1975-76
Bob Nash^	1984-2007
Bruce O'Neil^	1969-73
Rick Pitino^	1975-76
Mark Poth	1985-87
Scott Rigot	1999-2002
Walter Roesse	2010-11
Leon Shaw	1976-77
Alika Smith	2005-07
Cal Smith	1977-85
David Spencer	1987-91
Tony Stillson	1968-69
Benjy Taylor	2010-14
Roy Walker	1967-68
Riley Wallace^	1978-84
Tony Webster	1984-85
Jackson Wheeler	1990-2010

^ eventual Division I head coach

SERIES OPPONENT RECORDS

Opponent	Overall	H	A	N	Opponent	Overall	H	A	N	Opponent	Overall	H	A	N
Abilene Christian	5-0	1-0	4-0	0-0	Illinois	0-7	0-6	0-1	0-0	Puget Sound	3-4	2-3	1-1	0-0
Air Force	24-14	15-3	7-10	2-1	Illinois-Chicago	0-1	0-1	0-0	0-0	Purdue	2-3	2-1	0-1	0-1
Alabama-Birmingham	2-3	2-2	0-1	0-0	Illinois State	2-1	2-1	0-0	0-0	Redlands	2-1	2-0	0-1	0-0
Alabama State	1-0	1-0	0-0	0-0	Indiana	1-1	1-1	0-0	0-0	Regis (CO)	0-1	0-0	0-1	0-0
Alaska-Anchorage	1-0	0-0	1-0	0-0	Indiana State	2-0	2-0	0-0	0-0	Rhode Island	3-1	2-1	1-0	0-0
Alaska-Fairbanks	7-0	5-0	2-0	0-0	Iona	2-1	2-0	0-1	0-0	Rice	14-6	9-1	4-4	1-1
Alaska Methodist	1-0	0-0	1-0	0-0	Iowa	0-3	0-0	0-3	0-0	Rutgers	1-2	1-1	0-1	0-0
Alcorn State	2-0	2-0	0-0	0-0	Iowa State	1-0	1-0	0-0	0-0	Saint Bonaventure	1-2	1-1	0-0	0-1
Arizona	0-2	0-2	0-0	0-0	IUPUI	1-0	1-0	0-0	0-0	Saint Francis (NY)	0-1	0-0	0-1	0-0
Arizona State	4-8	3-5	1-3	0-0	Jacksonville	0-4	0-2	0-2	0-0	Saint John's (NY)	0-5	0-4	0-1	0-0
Arkansas	0-2	0-2	0-0	0-0	John Carroll (OH)	1-0	1-0	0-0	0-0	Saint Joseph's (PA)	1-1	1-0	0-1	0-0
Arkansas-Little Rock	1-0	1-0	0-0	0-0	Kansas	1-2	1-2	0-0	0-0	Saint Louis	4-0	3-0	1-0	0-0
Arkansas-Pine Bluff	2-0	2-0	0-0	0-0	Kansas State	0-2	0-2	0-0	0-0	Saint Mary's (CA)	6-7	6-5	0-2	0-0
Arkansas State	0-1	0-1	0-0	0-0	Kent State	1-1	0-0	1-0	0-1	Samford	0-2	0-2	0-0	0-0
Army	1-0	1-0	0-0	0-0	Kentucky	0-2	0-2	0-0	0-0	San Diego	1-6	1-4	0-2	0-0
Auburn	0-2	0-2	0-0	0-0	Lafayette	0-1	0-1	0-0	0-0	San Diego State	27-19	16-7	11-11	0-1
Ball State	1-0	1-0	0-0	0-0	Lamar	3-2	3-2	0-0	0-0	San Francisco	4-10	4-6	0-4	0-0
Baylor	1-1	1-0	0-1	0-0	Lawrence Tech (MI)	0-1	0-1	0-0	0-0	San Jose State	27-12	15-3	10-8	2-1
Beloit	0-1	0-0	0-1	0-0	Lewis & Clark	5-2	4-0	1-2	0-0	Santa Clara	6-20	5-14	0-6	1-0
Boise State	10-12	7-8	3-3	0-1	Linfield	5-1	5-1	0-0	0-0	Seattle	3-7	2-2	1-5	0-0
Boston College	0-1	0-1	0-0	0-0	Long Beach State	6-9	5-3	1-6	0-0	Seattle Pacific	1-0	0-0	1-0	0-0
Boston University	1-0	1-0	0-0	0-0	Long Island	1-0	1-0	0-0	0-0	Seton Hall	1-3	1-1	0-2	0-0
Bowling Green	0-1	0-1	0-0	0-0	Louisiana-Lafayette	5-7	5-7	0-0	0-0	Siena	0-1	0-0	0-1	0-0
Bradley	3-2	3-1	0-1	0-0	Louisiana State	1-0	1-0	0-0	0-0	South Alabama	2-1	2-0	0-1	0-0
Bridgeport (CT)	0-1	0-0	0-1	0-0	Louisiana Tech	9-14	6-6	3-8	0-0	South Carolina	1-0	1-0	0-0	0-0
Brigham Young	14-33	10-12	2-18	2-3	Louisville	0-3	0-3	0-0	0-0	South Carolina State	3-0	2-0	0-0	1-0
Brigham Young-Hawaii	3-0	3-0	0-3	0-0	Loyola (MD)	1-0	1-0	0-0	0-0	South Dakota State	1-1	1-1	0-0	0-0
Brown	0-1	0-0	0-1	0-0	Loyola (New Orleans)	1-3	1-2	0-1	0-0	Southeastern Louisiana	1-0	1-0	0-0	0-0
Buffalo	0-1	0-0	0-1	0-0	Loyola Marymount	6-10	6-4	0-6	0-0	Southern Illinois	3-1	3-0	0-1	0-0
Butler	1-0	1-0	0-0	0-0	Manhattan	1-0	1-0	0-0	0-0	Southern Methodist	10-7	6-1	3-6	1-0
California	1-12	1-6	0-5	0-1	Marshall	0-1	0-0	0-1	0-0	Southern Oregon	1-0	0-0	1-0	0-0
Cal Poly	2-5	2-2	0-3	0-0	Maryland	0-2	0-2	0-0	0-0	Southern Utah	1-0	1-0	0-0	0-0
Cal State Fullerton	6-2	4-2	2-0	0-0	Maryland Eastern Shore	1-0	1-0	0-0	0-0	Southwest Missouri State	1-0	1-0	0-0	0-0
Cal State Los Angeles	4-3	4-0	0-3	0-0	Massachusetts	0-1	0-0	0-1	0-0	Stanford	3-8	3-3	0-5	0-0
Cal State Northridge	8-4	6-1	2-2	0-1	McNeese State	3-3	3-1	0-2	0-0	Syracuse	0-2	0-0	0-0	0-2
Canisius	0-1	0-0	0-1	0-0	Memphis	3-2	3-1	0-1	0-0	Tahoe College	1-1	1-1	0-0	0-0
Centenary	12-7	10-3	2-4	0-0	Mercer	2-0	1-0	0-0	1-0	Tennessee	1-2	1-2	0-0	0-0
Central Arkansas	1-0	1-0	0-0	0-0	Miami (FL)	1-3	1-3	0-0	0-0	Tennessee-Martin	2-0	2-0	0-0	0-0
Central Michigan	1-0	1-0	0-0	0-0	Michigan	1-1	1-0	0-1	0-0	Tennessee State	2-6	2-5	0-1	0-0
Central Washington	0-1	0-0	0-1	0-0	Michigan State	2-0	2-0	0-0	0-0	Tennessee Tech	2-1	2-0	0-1	0-0
Chaminade	5-1	2-1	0-0	3-0	Minnesota	0-1	0-0	0-1	0-0	Texas	1-1	1-1	0-0	0-0
Chicago State	3-0	2-0	0-0	1-0	Mississippi State	2-2	1-1	0-0	1-1	Texas A&M	1-1	0-1	0-0	1-0
Cincinnati	1-0	1-0	0-0	0-0	Mississippi Valley State	2-0	2-0	0-0	0-0	Texas A&M-Corpus Christi	1-0	1-0	0-0	0-0
Clemson	1-1	1-1	0-0	0-0	Missouri	1-5	1-3	0-1	0-1	Texas Christian	3-7	2-2	0-5	1-0
Coastal Carolina	2-0	2-0	0-0	0-0	Missouri-Kansas City	1-0	1-0	0-0	0-0	Texas-El Paso	17-35	12-15	5-18	0-2
College of Charleston	1-0	1-0	0-0	0-0	Montana	3-3	3-2	0-1	0-0	Texas-Pan American	3-4	3-3	0-1	0-0
College of the Ozarks	1-0	1-0	0-0	0-0	Montana State	5-0	4-0	1-0	0-0	Texas Southern	2-0	2-0	0-0	0-0
Colorado	2-0	2-0	0-0	0-0	Muhlenberg	0-1	0-0	0-1	0-0	Toledo	1-0	1-0	0-0	0-0
Colorado State	21-23	15-6	4-15	2-2	Navy	1-0	1-0	0-0	0-0	Trinity (TX)	2-0	2-0	0-0	0-0
Connecticut	1-0	0-0	1-0	0-0	Nebraska	6-2	6-2	0-0	0-0	Tulane	1-0	1-0	0-0	0-0
Coppin State	2-0	2-0	0-0	0-0	Nevada	11-20	10-5	0-15	1-0	Tulsa	15-9	11-2	4-7	0-0
Cornell	1-0	1-0	0-0	0-0	New Mexico	17-41	13-17	2-23	2-1	UC Davis	4-2	2-1	2-1	0-0
Creighton	4-4	4-3	0-1	0-0	New Mexico State	4-15	4-6	0-7	0-2	UC Irvine	5-6	3-3	2-2	0-1
Dartmouth	0-1	0-1	0-0	0-0	New Orleans	5-1	5-1	0-0	0-0	UCLA	0-1	0-0	0-1	0-0
Dayton	1-1	1-0	0-0	0-1	New York University	1-0	1-0	0-0	0-0	UC Riverside	5-1	3-0	2-1	0-0
Denver	0-1	0-1	0-0	0-0	Nicholls State	1-0	1-0	0-0	0-0	UC San Diego	2-0	2-0	0-0	0-0
Detroit	1-1	1-1	0-0	0-0	Norfolk State	3-0	3-0	0-0	0-0	UC Santa Barbara	6-6	4-3	2-3	0-0
Drake	1-1	1-1	0-0	0-0	North Carolina	0-4	0-3	0-1	0-0	UNLV	9-23	7-10	2-11	0-2
Duke	0-1	0-1	0-0	0-0	North Carolina A&T	2-0	1-0	0-0	1-0	USC	6-31	6-14	0-17	0-0
East Tennessee State	1-0	1-0	0-0	0-0	North Carolina-Charlotte	0-1	0-0	0-0	0-1	U.S. International	5-1	3-0	2-1	0-0
Eastern Illinois	2-1	1-1	1-0	0-0	North Carolina State	0-1	0-0	0-0	0-0	Utah	10-47	8-22	1-22	1-3
Eastern Washington	4-1	3-1	1-0	0-0	North Dakota	1-1	1-0	0-0	0-1	Utah State	4-14	3-4	1-9	0-1
Elon College	1-0	1-0	0-0	0-0	North Texas (State)	1-3	1-2	0-1	0-0	Valparaiso	0-1	0-0	0-1	0-0
Emporia (KS) State	1-0	0-0	1-0	0-0	Northeast Louisiana	1-0	1-0	0-0	0-0	Vanderbilt	0-2	0-0	0-1	0-1
Evansville	2-1	2-1	0-0	0-0	Northern Arizona	2-0	1-0	1-0	0-0	Villanova	2-2	2-1	0-1	0-0
Fairfield	2-1	1-0	0-1	1-0	Northern Colorado	0-1	0-1	0-0	0-0	Virginia Military Institute	1-0	1-0	0-0	0-0
Florida	0-1	0-1	0-0	0-0	Northern Iowa	1-0	1-0	0-0	0-0	Wagner	1-0	1-0	0-0	0-0
Florida Atlantic	1-0	1-0	0-0	0-0	Northwest Missouri State	1-0	1-0	0-0	0-0	Wake Forest	0-2	0-1	0-0	0-1
Florida State	2-2	2-1	0-1	0-0	Northwestern	2-1	2-1	0-0	0-0	Washington	1-15	1-8	0-7	0-0
Fordham	2-0	2-0	0-0	0-0	Northwestern State	4-0	4-0	0-0	0-0	Washington State	1-5	0-4	1-1	0-0
Fresno State	19-26	13-9	5-16	1-1	Notre Dame	0-1	0-0	0-1	0-0	Weber State	2-4	2-2	0-1	0-1
Furman	1-0	1-0	0-0	0-0	Ohio State	1-0	1-0	0-0	0-0	West Texas State	0-1	0-1	0-0	0-0
George Washington	2-0	2-0	0-0	0-0	Oklahoma	1-1	0-1	0-0	1-0	West Virginia	0-1	0-1	0-0	0-0
Georgia	1-1	1-1	0-0	0-0	Oklahoma City	5-7	4-5	1-2	0-0	Western Illinois	3-0	3-0	0-0	0-0
Georgia State	0-2	0-2	0-0	0-0	Oklahoma State	0-2	0-1	0-1	0-0	Western Kentucky	0-1	0-0	0-1	0-0
Georgia Tech	2-2	2-0	0-2	0-0	Old Dominion	1-0	1-0	0-0	0-0	Western Michigan	1-0	1-0	0-0	0-0
Gonzaga	1-3	1-2	0-0	0-1	Ole Miss	0-1	0-1	0-0	0-0	Westmont	5-2	2-0	3-2	0-0
Grambling	3-0	2-0	1-0	0-0	Omaha	1-0	1-0	0-0	0-0	Whittier	2-1	2-0	0-1	0-0
Hamline (MN)	0-2	0-2	0-0	0-0	Oral Roberts	2-0	0-0	0-0	0-0	Whitworth	1-0	1-0	0-0	0-0
Hardin-Simmons	1-0	1-0	0-0	0-0	Oregon	5-5	5-3	0-2	0-0	Wichita State	2-1	2-0	0-1	0-0
Hartford	0-1	0-1	0-0	0-0	Oregon State	8-21	8-14	0-7	0-0	Willamette	2-0	0-0	2-0	0-0
Hawai'i-Hilo	6-0	5-0	1-0	0-0	Pacific	4-6	2-3	0-3	2-0	William & Mary	1-1	0-1	0-0	1-0
Hawai'i Pacific	1-1	1-1	0-0	0-0	Pacific Lutheran	6-1	5-0	1-1	0-0	Wisconsin	1-1	0-1	0-0	1-0
Hofstra	1-0	0-0	0-0	1-0	Penn	0-1	0-1	0-0	0-0	Wisconsin-Milwaukee	0-2	0-1	0-1	0-0
Holy Cross	1-0	1-0	0-0	0-0	Pepperdine	7-7	5-3	2-4	0-0	Wyoming	17-20	11-7	5-13	1-0
Houston	0-5	0-3	0-2	0-0	Pittsburgh	2-1	2-0	0-1	0-0	Xavier	1-1	1-0	0-0	0-1
Houston Baptist	3-0	3-0	0-0	0-0	Portland	12-8	10-5	2-2	0-1	Yale	2-1	2-1	0-0	0-0
Howard	1-0	1-0	0-0	0-0	Portland State	5-1	5-0	0-1	0-0	2014-15 (Potential) Opponents in Bold				
Idaho	7-14	3-7	3-7	1-0	Prairie View A&M	2-0	2-0	0-0	0-0					
Idaho State	3-4	3-2	0-2	0-0	Providence	1-1	1-0	0-1	0-0					

H OPPONENT SERIES HISTORY

ABILENE CHRISTIAN (5-0)

Home: 4-0	Away: 1-0	Neut.: 0-0
Date	Score	Mar. W/L Site
1/9/73	79-63	+16 W A
12/20/74	81-67	+14 W H
12/21/74	73-65	+8 W H
1/5/79	90-73	+17 W H
1/6/79	72-56	+16 W H

AIR FORCE (24-14)

Home: 15-3	Away: 7-10	Neut.: 2-1
Date	Score	Mar. W/L Site
1/17/81	56-50	+6 W H
2/20/81	61-63	-2 L A
1/19/82	59-48	+11 W A
2/6/82	65-55	+10 W H
1/29/83	82-57	+25 W H
2/28/83	56-55	+1 W A
1/3/84	55-54	+1 W H
2/4/84	54-57	-3 L A
1/26/85	72-69*	+3 W H
2/23/85	54-58	-4 L A
1/4/86	60-66	-6 L H
2/1/86	46-62	-16 L A
3/4/86	58-64	-6 L N
1/10/87	56-80	-24 L A
2/5/87	55-71	-16 L H
1/23/88	79-86	-7 L A
3/3/88	75-54	+19 W H
3/9/88	84-76	+8 W N
1/5/89	83-81*	+2 W H
1/31/89	79-86	-7 L A
1/11/90	88-58	+30 W A
2/17/90	67-66	+1 W H
1/12/91	58-54	+4 W A
2/13/91	61-58	+3 W H
1/30/92	74-72*	+2 W A
2/22/92	76-67	+9 W H
1/30/93	74-59	+15 W H
2/6/93	78-69	+9 W A
3/10/93	62-54	+8 W N
1/27/94	60-58	+2 W A
2/3/94	72-56	+16 W H
1/21/95	80-58	+22 W H
2/11/95	74-85	-11 L A
1/18/96	83-92	-9 L A
2/8/96	81-62	+19 W H
1/9/97	68-73	-5 L A
2/8/97	87-63	+24 W H
3/20/13	65-69	-4 L H

ALABAMA-BIRMINGHAM (2-3)

Home: 2-2	Away: 0-1	Neut.: 0-0
Date	Score	Mar. W/L Site
2/2/79	75-85	-10 L A
2/16/79	82-86*	-4 L H
12/22/82	65-61	+4 W H
12/11/93	59-79	-20 L H
12/23/00	100-86	+14 W H

ALABAMA STATE (1-0)

Home: 1-0	Away: 0-0	Neut.: 0-0
Date	Score	Mar. W/L Site
12/6/96	80-54	+26 W H

ALASKA-ANCHORAGE (1-0)

Home: 0-0	Away: 1-0	Neut.: 0-0
Date	Score	Mar. W/L Site
11/24/89	79-74	+5 W A

ALASKA-FAIRBANKS (7-0)

Home: 5-0	Away: 2-0	Neut.: 0-0
Date	Score	Mar. W/L Site
1/26/68	84-68	+16 W A
1/27/68	86-68	+18 W A
1/3/69	86-69	+17 W H
1/4/69	89-70	+19 W H
2/12/71	104-79	+25 W H
2/13/71	75-58	+17 W H
1/3/77	91-89	+2 W H

ALASKA-METHODIST (1-0)

Home: 0-0	Away: 1-0	Neut.: 0-0
Date	Score	Mar. W/L Site
1/29/68	95-68	+27 W A

ALCORN STATE (2-0)

Home: 2-0	Away: 0-0	Neut.: 0-0
Date	Score	Mar. W/L Site
12/10/01	62-48	+14 W H
11/18/07	84-55	+29 W H

ARIZONA (0-2)

Home: 0-2	Away: 0-0	Neut.: 0-0
Date	Score	Mar. W/L Site
12/30/75	74-84	-10 L H
12/1/91	71-85	-14 L H

ARIZONA STATE (4-8)

Home: 3-5	Away: 1-3	Neut.: 0-0
Date	Score	Mar. W/L Site
12/30/64	69-83	-14 L H
2/9/66	74-113	-39 L A
1/24/67	64-79	-15 L A
2/5/68	84-68	+16 W H
2/8/68	58-60	-2 L H
1/11/71	94-87	+7 W A
12/30/71	87-77	+10 W H
1/3/76	67-68	-1 L H
12/30/76	74-99	-25 L H
12/30/78	60-62	-2 L H
12/5/86	72-97	-25 L H
3/11/98	90-73	+17 W H

ARKANSAS (0-2)

Home: 0-2	Away: 0-0	Neut.: 0-0
Date	Score	Mar. W/L Site
12/1/77	60-79	-19 L H
12/2/77	53-78	-25 L H

ARKANSAS-LITTLE ROCK (1-0)

Home: 1-0	Away: 0-0	Neut.: 0-0
Date	Score	Mar. W/L Site
11/22/02	81-65	+16 W H

ARKANSAS-PINE BLUFF (2-0)

Home: 2-0	Away: 0-0	Neut.: 0-0
Date	Score	Mar. W/L Site
11/24/10	70-63	+7 W H
11/11/12	81-54	+27 W H

ARKANSAS STATE (0-1)

Home: 0-1	Away: 0-0	Neut.: 0-0
Date	Score	Mar. W/L Site
12/14/97	82-86	-4 L H

ARMY (1-0)

Home: 1-0	Away: 0-0	Neut.: 0-0
Date	Score	Mar. W/L Site
12/27/93	85-69	+16 W H

AUBURN (0-2)

Home: 0-2	Away: 0-0	Neut.: 0-0
Date	Score	Mar. W/L Site
11/29/98	57-84	-27 L H
12/22/11	62-65	-3 L H

BALL STATE (1-0)

Home: 1-0	Away: 0-0	Neut.: 0-0
Date	Score	Mar. W/L Site
12/15/96	83-75	+8 W H

BAYLOR (1-1)

Home: 1-0	Away: 0-1	Neut.: 0-0
Date	Score	Mar. W/L Site
12/20/68	69-78	-9 L A
12/16/94	84-57	+27 W H

BELOIT (0-1)

Home: 0-0	Away: 0-1	Neut.: 0-0
Date	Score	Mar. W/L Site
1949-50	52-80	-28 L A

BOISE STATE (10-12)

Home: 7-4	Away: 3-7	Neut.: 0-1
Date	Score	Mar. W/L Site
1/5/02	64-62	+2 W A
1/31/02	67-56	+11 W H
1/4/03	63-65*	-2 L A
3/6/03	68-65	+3 W H
1/24/04	64-58	+6 W H
2/18/04	57-74	-17 L A
1/22/05	76-80	-4 L A
2/16/05	81-67	+14 W H
1/23/06	72-61	+11 W H
2/11/06	73-64	+9 W A
1/20/07	62-73	-11 L A
3/3/07	92-75	+17 W H
1/24/08	80-95	-15 L A
3/1/08	71-78	-7 L H

Date	Score	Mar.	W/L	Site
3/13/08	74-80	-6	L	N
1/3/09	58-70	-12	L	H
1/10/09	49-54	-5	L	A
1/4/10	76-68	+8	W	H
3/4/10	63-82	-19	L	A
1/08/11	55-79	-24	L	H
2/03/11	73-66	+7	W	A
12/22/13	61-62	-1	L	H

BOSTON COLLEGE (0-1)

Home: 0-1	Away: 0-0	Neut.: 0-0
Date	Score	Mar. W/L Site
1964-65	74-120	-46 L H

BOSTON UNIVERSITY (1-0)

Home: 1-0	Away: 0-0	Neut.: 0-0
Date	Score	Mar. W/L Site
12/27/94	77-63	+14 W H

BOWLING GREEN (0-1)

Home: 0-1	Away: 0-0	Neut.: 0-0
Date	Score	Mar. W/L Site
11/21/99	49-53	-4 L H

BRADLEY (3-2)

Home: 3-1	Away: 0-1	Neut.: 0-0
Date	Score	Mar. W/L Site
1949-50	53-77	-24 L A
1950-51	57-88	-31 L H
12/29/81	84-73	+11 W H
12/27/99	67-63	+4 W H
12/27/02	90-69	+21 W H

BRIDGEPORT (CT) (0-1)

Home: 0-0	Away: 0-1	Neut.: 0-0
Date	Score	Mar. W/L Site
1949-50	68-70	-2 L A

BRIGHAM YOUNG (14-33)

Home: 10-12	Away: 2-18	Neut.: 2-3
Date	Score	Mar. W/L Site
12/30/70	94-90	+4 W H
12/30/77	78-88	-10 L H
11/24/78	69-93	-24 L A
1/26/80	33-34	-1 L H
2/28/80	82-107	-25 L A
1/10/81	74-91	-17 L A
2/12/81	72-77	-5 L H
1/30/82	62-60	+2 W H
2/25/82	66-75	-9 L A
1/15/83	62-86	-24 L A
2/10/83	80-69	+11 W H
1/19/84	77-95	-18 L H
2/14/84	85-87	-2 L A
1/14/85	78-88*	-10 L H
2/2/85	60-66	-6 L A
1/10/86	66-80	-14 L A
2/8/86	66-76	-10 L H
1/17/87	79-90	-11 L A
2/28/87	80-100	-20 L H
1/7/88	66-97	-31 L A
2/20/88	70-72	-2 L H
3/10/88	74-76	-2 L A
1/14/89	77-73	+4 W A
2/11/89	68-66	+2 W H
3/8/89	72-69	+3 W N
1/4/90	80-71	+9 W H
2/3/90	65-68	-3 L A
1/5/91	74-65	+9 W H
2/9/91	74-82	-8 L A
3/8/91	71-73*	-2 L N
2/8/92	87-83	+4 W H
2/27/92	64-81	-17 L A
1/23/93	80-84*	-4 L A
2/11/93	56-62	-6 L H
3/11/93	71-85	-14 L N
1/22/94	69-66	+3 W H
2/12/94	79-85	-6 L A
3/12/94	73-66	+7 W N
1/14/95	67-74	-7 L A
2/16/95	73-70	+3 W H
1/15/96	77-78	-1 L H
2/17/96	94-89	+5 W A
12/27/97	73-53	+20 W H
1/16/99	59-60	-1 L H
2/11/99	68-81	-13 L A
11/20/09	65-83	-18 L H
12/04/10	57-78	-21 L N

BRIGHAM YOUNG-HAWAII (3-0)

Home: 3-0	Away: 0-0	Neut.: 0-0
Date	Score	Mar. W/L Site
11/20/62	110-43	+67 W H
1962-63	72-43	+29 W H
12/11/82	81-67	+14 W H

BROWN (0-1)

Home: 0-0	Away: 0-1	Neut.: 0-0
Date	Score	Mar. W/L Site
12/23/86	77-88	-11 L A

BUFFALO (0-1)

Home: 0-0	Away: 0-1	Neut.: 0-0
Date	Score	Mar. W/L Site
2/18/50	50-69	-19 L A

BUTLER (1-0)

Home: 1-0	Away: 0-0	Neut.: 0-0
Date	Score	Mar. W/L Site
12/30/02	81-78*	+3 W H

CALIFORNIA (1-12)

Home: 1-5	Away: 0-6	Neut.: 0-1
Date	Score	Mar. W/L Site
2/4/50	60-84	-24 L A
2/2/51	46-54	-8 L H
2/6/52	46-72	-26 L H
12/12/52	40-77	-37 L A
12/21/53	56-77	-21 L A
12/22/53	70-73*	-3 L A
12/30/53	51-61	-10 L H
12/28/66	69-83	-14 L H
12/29/71	87-79	+8 W H
12/5/85	71-87	-16 L A
3/16/89	57-73	-16 L A
11/15/98	60-71	-11 L H
11/24/06	56-72	-16 L N

CAL POLY (2-5)

Home: 2-2	Away: 0-3	Neut.: 0-0
Date	Score	Mar. W/L Site
12/14/96	86-84	+2 W H
2/25/10	89-102	-13 L H
12/01/10	53-54	-1 L A
1/24/13	59-88	-29 L A
3/2/13	61-64	-3 L H
01/09/14	65-77	-12 L A
02/08/14	69-60	+9 W H

CAL STATE FULLERTON (6-2)

Home: 4-2	Away: 2-0	Neut.: 0-0
Date	Score	Mar. W/L Site
11/27/83	60-90	-30 L H
11/22/85	79-76	+3 W H
11/16/08	76-90	-14 L H
11/13/10	84-70	+14 W H
1/3/13	90-88	+2 W H
2/2/13	77-75	+2 W A
02/15/14	83-80	+3 W A
03/08/14	81-77	+4 W H

CAL STATE LOS ANGELES (4-3)

Home: 4-0	Away: 0-3	Neut.: 0-0
Date	Score	Mar. W/L Site
1954-55	54-48	+6 W H
1954-55	61-49	+12 W H
12/20/58	68-98	-30 L A
2/4/59	93-89	+4 W H
2/5/59	116-107	+9 W H
1963-64	76-100	-24 L A
1963-64	77-82	-5 L A

CAL STATE NORTHRIDGE (8-4)

Home: 6-1	Away: 2-2	Neut.: 0-1
12/7/60	85-68	+17 W H
12/9/60	82-54	+28 W H
12/26/60	73-67	+6 W A
12/27/60	83-75	+8 W A
12/3/98	79-89	-10 L H
12/22/00	76-70	+6 W H
11/14/11	86-67	+19 W H
12/29/13	74-71	+3 W H
3/7/13	75-88	-13 L A
01/11/14	78-79	-1 L A
02/01/14	77-63	+14 W H
03/13/14	84-87*	-3 L N

COLORADO STATE (21-23)

Home: 15-6	Away: 4-15	Neut.: 2-2
12/27/72	88-75	+13 W H
1/5/80	80-78*	+2 W H
1/31/80	64-72	-8 L A
1/2/81	76-63	+13 W H
Date	Score	Mar. W/L Site
2/7/81	69-64	+5 W A
1/22/82	56-53	+3 W H
3/6/82	78-58	+20 W A
1/31/83	60-57	+3 W H
2/24/83	45-68	-23 L A
2/6/84	67-70	-3 L A
3/2/84	69-63	+6 W H
1/3/85	58-69	-11 L A
2/9/85	66-59	+7 W H
3/4/85	68-73*	-5 L A
1/2/86	61-72	-11 L H
2/13/86	71-91	-20 L A
2/7/87	73-58	+15 W H
2/19/87	62-69	-7 L A
2/27/88	67-79	-12 L A
3/5/88	47-59	-12 L H
1/7/89	55-62	-7 L H
2/18/89	56-57	-1 L A
3/10/89	46-50	-4 L N
1/13/90	64-66	-2 L A
2/15/90	72-60	+12 W H
2/16/91	54-46	+8 W H
2/23/91	62-71	-9 L A
2/13/92	59-69	-10 L A
2/20/92	79-65	+14 W H
1/7/93	66-82	-16 L A
2/25/93	86-72	+14 W H
1/10/94	70-66	+4 W H
2/26/94	74-81	-7 L A
3/10/94	65-61	+4 W N
1/2/95	74-96	-22 L A
3/2/95	78-62	+16 W H
3/10/95	66-64	+2 W N
1/4/96	69-74	-5 L H
3/2/96	75-65	+10 W A
1/16/97	85-65	+20 W H
2/15/97	83-79	+4 W A
11/24/01	59-61	-2 L N
12/22/05	61-67	-6 L H
12/27/08	58-74	-16 L H

CONNECTICUT (1-0)

Home: 0-0	Away: 1-0	Neut.: 0-0		
1/12/72	77-71	+6	W	A

COPPIN STATE (2-0)

Home: 2-0		Away: 0-0		Neut.: 0-0	
Date	Score	Mar.	W/L	Site	
11/13/06	79-67	+12	W	H	
11/27/07	79-58	+21	W	H	

CORNELL (1-0)

Home: 1-0	Away: 0-0	Neut.: 0-0		
12/25/84	66-50	+16	W	H

CREIGHTON (4-4)

Home: 4-3	Away: 0-1	Neut.: 0-0
2/7/50	68-74 -6	L A
2/22/74	59-63 -4	L H
2/23/74	61-60 +1	W H
12/18/84	77-79 -2	L H
12/30/87	69-81 -12	L H
12/20/95	84-58 +26	W H
12/22/99	73-53 +20	W H
12/23/06	76-60 +16	W H

DARTMOUTH (0-1)

Home: 0-1	Away: 0-0	Neut.: 0-0		
12/17/87	70-80	-10	L	H

DAYTON (1-1)

Home: 1-0	Away: 0-0	Neut.: 0-1		
11/24/95	78-72	+6	W	H
11/26/03	72-82	-10	L	N

DENVER (0-1)

Home: 0-1	Away: 0-0	Neut.: 0-0		
Date	Score	Mar.	W/L	Site
12/28/59	59-76	-17	L	H

DETROIT (1-1)

Home: 1-1	Away: 0-0	Neut.: 0-0
12/21/91	81-83	-2 L H
11/29/96	80-68	+12 W H

DRAKE (1-1)

Home: 1-1	Away: 0-0	Neut.: 0-0		
12/29/69	76-102	-26	L	H
11/18/01	74-63	+11	W	H

DUKE (0-1)

Home: 0-1	Away: 0-0	Neut.: 0-0		
12/30/89	75-87	-12	L	H

East Tennessee State (1-0)

Home: 1-0	Away: 0-0	Neut.: 0-0		
12/23/12	84-61	+23	W	H

EASTERN ILLINOIS (2-1)

Home: 2-1	Away: 0-0	Neut.: 0-0		
1/7/83	68-65	+3	W	H
12/18/98	72-73	-1	L	H
12/20/02	81-65	+16	W	H

EASTERN WASHINGTON (4-1)

Home: 3-1	Away: 1-0	Neut.: 0-0		
12/7/53	46-42	+4	W	A
2/26/70	82-67	+15	W	H
2/27/70	86-64	+22	W	H
12/13/08	75-55	+20	W	H
11/19/11	79-82	-3	L	H

ELON COLLEGE (1-0)

Home: 1-0	Away: 0-0	Neut.: 0-0		
1/24/81	54-50	+4	W	H

EMPORIA STATE (KS) (1-0)

Home: 0-0	Away: 1-0	Neut.: 0-0		
1948-49	64-56	+8	W	A

EVANSVILLE (2-1)

Home: 2-1	Away: 0-0	Neut.: 0-0		
2/23/79	60-54	+6	W	H
2/24/79	54-62	-8	L	H
12/29/93	67-62	+5	W	H

FAIRFIELD (2-1)

Home: 1-0	Away: 0-1	Neut.: 1-0		
3/16/74	66-65	+1	W	N
1/13/77	79-84	-5	L	A
12/30/03	50-49*	+1	W	H

FLORIDA (0-1)

Home: 0-1	Away: 0-0	Neut.: 0-0		
12/29/86	83-115	-32	L	H

FLORIDA ATLANTIC (1-0)

Home: 1-0	Away: 0-0	Neut.: 0-0		
12/20/99	87-60	+27	W	H

FLORIDA STATE (2-2)

Home: 2-1	Away: 0-1	Neut.: 0-0		
1/23/69	60-92	-32	L	A
12/18/71	30-10(f)	+20	W	H
12/22/71	81-76	+5	W	H
12/22/10	62-70	-8	L	H

FORDHAM (2-0)

Home: 2-0	Away: 0-0	Neut.: 0-0
12/27/78	63-61	+2 W H
12/27/92	83-64	+19 W H

FRESNO STATE (19-26)

Home: 13-9	Away: 5-16	Neut.: 1-1		
1940-41	34-41	-7	L	H
1/28/93	78-74	+4	W	H
2/4/93	64-69	-5	L	A

Date	Score	Mar.	W/L	Site
1/29/94	65-81	-16	L	A
2/5/94	82-88	-6	L	H
1/19/95	71-61	+10	W	H
2/9/95	56-82	-26	L	A
1/20/96	80-84	-4	L	A
2/10/96	97-76	+21	W	H
2/1/97	74-80	+6	L	A
2/27/97	80-98	-18	L	H
2/2/98	76-91	-15	L	H
2/28/98	92-78	+14	W	A
3/19/98	83-85	-2	L	H
1/30/99	66-93	-27	L(f)	A
2/27/99	71-83	-12	L(f)	H
2/5/00	77-85	-8	L(f)	H
3/4/00	69-79	-10	L(f)	A
3/10/00	100-103*	-3	L(f)	A
2/1/01	91-73	+18	W	H
2/11/01	63-86	-23	L(f)	A
3/9/01	76-67	+9	W	N
12/27/01	83-73	+10	W	H
3/2/02	82-79	+3	W	A
1/13/03	88-77	+11	W	H
1/23/03	55-56	-1	L	A
1/3/04	58-69	-11	L	H
3/6/04	60-69	-9	L	A
12/29/04	78-79	-1	L	A
3/5/05	66-59	+7	W	H
1/21/06	73-65	+8	W	H
2/13/06	67-73	-6	L	A
1/11/07	83-66	+17	W	H
2/1/07	54-42	+12	W	A
1/19/08	75-62	+13	W	H
2/20/08	65-70	-5	L	A
2/5/09	69-43	+26	W	H
2/19/09	73-69	+4	W	A
3/10/09	58-62	-4	L	N
1/9/10	64-78	-14	L	A
2/6/10	51-61	-10	L	H
1/20/11	62-52	+10	W	H
3/05/11	70-85	-15	L	A
1/12/12	74-68*	+6	W	A
2/11/12	62-58	+4	W	H

FURMAN (1-0)

Home: 1-0	Away: 0-0	Neut.: 0-0		
12/12/89	73-62	+11	W	H

GEORGE WASHINGTON (2-0)

<i>Home:</i> 2-0	<i>Away:</i> 0-0	<i>Neut.:</i> 0-0		
12/8/89	86-64	+22	W	H
12/29/08	73-47	+26	W	H

GEORGIA (1-1)

<i>Home:</i> 1-1	<i>Away:</i> 0-0	<i>Neut.:</i> 0-0		
12/22/01	54-44	+10	W	H
12/22/07	59-67	-8	L	H

GEORGIA STATE (0-2)

Home: 0-2	Away: 0-0	Neut.: 0-0		
12/4/98	62-72	-10	L	H
12/21/00	64-65	-1	L	H

GEORGIA TECH (2-2)

Home: 2-0		Away: 0-2		Neut.: 0-0	
1/25/69	58-85	-27	L	A	
2/19/71	63-61	+2	W	H	
2/20/71	91-62	+29	W	H	
Date	Score	Mar.	W/L	Site	
1/6/73	82-85*	-3	L	A	

GONZAGA (1-3)

Home: 1-2	Away: 0-0	Neut.: 0-1		
1/20/78	62-70	-8	L	H
1/21/78	82-87	-5	L	H
3/16/98	78-70	+8	W	H
11/19/11	54-73	-19	L	N

GRAMBLING (3-0)

<i>Home:</i> 2-0	<i>Away:</i> 1-0	<i>Neut.:</i> 0-0		
1/6/75	106-94	+12	W	A
2/28/75	87-85	+2	W	H
3/1/75	90-75	+15	W	H

HAMLIN (MN) (0-2)

Home: 0-2	Away: 0-0	Neut.: 0-0		
Date	Score	Mar.	W/L	Site
12/30/49	49-75	-26	L	H
1/4/50	49-59	-10	L	H

HARDIN-SIMMONS (1-0)

Home: 1-0	Away: 0-0	Neut.: 0-0		
11/25/83	92-86	+6	W	H

HARTFORD (0-1)

Home: 0-1	Away: 0-0	Neut.: 0-0
12/11/87	65-68* -3	L H

HAWAII-HILO (6-0)

Home: 5-0	Away: 0-0	Neut.: 1-0		
2/23/80	86-62	+24	W	H
11/30/81	102-76	+26	W	H
11/26/82	98-64	+34	W	H
12/6/90	75-57	+18	W	H
12/16/11	79-66	+13	W	N
11/21/13	114-63	+51	W	H

HAWAII PACIFIC (1-1)

Home: 1-1	Away: 0-0	Neut.: 0-0
12/14/85	69-79	-10 L H
12/11/10	72-50	+22 W H

HOFFSTRA (1-0)

Home: 0-0	Away: 0-0	Neut.: 1-0
-----------	-----------	------------

H OPPONENT SERIES HISTORY

KENT STATE (1-1)

Home	0-0	Away	1-0	Neut.	0-1
Date	Score	Mar.	W/L	Site	
12/29/58	75-91	-16	L(f)	N	
2/22/03	79-78	+1	W	A	

KENTUCKY (0-2)

Home	0-2	Away	0-0	Neut.	0-0
11/27/85	65-98	-33	L	H	
11/28/87	59-86	-27	L	H	

LAFAYETTE (0-1)

Home	0-1	Away	0-0	Neut.	0-0
12/29/77	61-69	-8	L	H	

LAMAR (3-2)

Home	3-2	Away	0-0	Neut.	0-0
12/17/76	78-72	+6	W	H	
12/18/76	79-89	-10	L	H	
11/27/81	58-62	-4	L	H	
12/27/03	94-88	+6	W	H	
12/6/09	96-78	+18	W	H	

LAWRENCE TECH (MI) (0-1)

Home	0-1	Away	0-0	Neut.	0-0
2/16/50	48-58	-10	L	H	

LEWIS AND CLARK (5-2)

Home	4-0	Away	1-2	Neut.	0-0
12/16/52	41-61	-20	L	A	
12/10/58	61-76	-15	L	A	
12/11/59	56-45	+11	W	A	
1/6/60	79-55	+24	W	H	
1/8/60	85-62	+23	W	H	
1/22/71	91-76	+15	W	H	
1/23/71	121-75	+46	W	H	

LINFIELD (5-1)

Home	5-1	Away	0-0	Neut.	0-0
1/9/70	64-77	-13	L	H	
1/10/70	89-78	+11	W	H	
12/19/70	96-69	+27	W	H	
12/23/70	106-79	+27	W	H	
12/10/71	97-68	+29	W	H	
12/11/71	115-73	+42	W	H	

LONG BEACH STATE (6-9)

Home	5-3	Away	1-6	Neut.	0-0
2/6/70	59-61	-2	L	H	
2/7/70	63-67	-4	L	H	
2/9/76	65-67*	-2	L	A	
2/24/77	79-110	-31	L	A	
2/20/78	71-91	-20	L	A	
12/3/85	78-74	+4	W	H	
3/20/90	84-79	+5	W	H	
12/6/95	66-71	-5	L	A	
12/20/04	54-45	+9	W	H	
2/17/07	93-78	+15	W	A	
12/9/07	61-57	+4	W	H	
1/12/13	72-76	-4	L	A	
2/7/13	94-73	+21	W	H	
01/30/14	83-92	-9	L	H	
02/27/14	61-63	-2	L	A	

LONG ISLAND (1-0)

Home	1-0	Away	0-0	Neut.	0-0
12/13/97	102-83	+19	W	H	

LOUISIANA-LAFAYETTE (5-7)

Home	5-7	Away	0-0	Neut.	0-0
2/27/69	75-67	+8	W	H	
3/1/69	57-70	-13	L	H	
2/20/70	66-83	-17	L	H	
2/21/70	72-86	-14	L	H	
3/2/73	99-90	+9	W	H	
3/3/73	83-95	-12	L(f)	H	
3/4/77	97-115	-18	L	H	
3/5/77	80-84	-4	L	H	
3/1/85	71-70	+1	W	H	
11/23/90	94-86	+8	W	H	
12/27/98	54-51	+3	W	H	
12/19/07	59-61	-2	L	H	

LOUISIANA STATE (1-0)

Home	1-0	Away	0-0	Neut.	0-0
Date	Score	Mar.	W/L	Site	
11/28/82	68-66	+2	W	H	

LOUISIANA TECH (9-14)

Home	6-6	Away	3-8	Neut.	0-0
12/22/83	63-76	-13	L	H	
1/10/02	81-61	+20	W	H	
2/9/02	57-61	-4	L	A	
1/11/03	57-53	+4	W	H	
2/6/03	65-66	-1	L	A	
1/17/04	67-60	+7	W	A	
2/12/04	61-62	-1	L	H	
1/15/05	59-61	-2	L	H	
2/10/05	70-71	-1	L	A	
1/12/06	62-65	-3	L	A	
3/4/06	48-51	-3	L	H	
1/6/07	67-70	-3	L	A	
2/10/07	74-50	+24	W	H	
2/2/08	71-57	+14	W	H	
3/6/08	62-69	-7	L	A	
1/5/09	65-64	+1	W	H	
1/29/09	54-53	+1	W	A	
1/23/10	60-65	-5	L	H	
2/13/10	60-66	-6	L	A	
1/15/11	56-48	+8	W	A	
2/24/11	71-58	+13	W	H	
1/19/12	70-74	-4	L	H	
2/25/12	67-84	-17	L	A	

LOUISVILLE (0-3)

Home	0-3	Away	0-0	Neut.	0-0
12/29/72	82-95	-13	L	H	
1/23/03	79-85	-6	L	H	
11/17/00	71-86	-15	L	H	

LOYOLA (MD) (1-0)

Home	1-0	Away	0-0	Neut.	0-0
12/21/87	102-69	+33	W	H	

LOYOLA (NEW ORLEANS) (1-3)

Home	1-2	Away	0-1	Neut.	0-0
1/3/63	59-74	-15	L	A	
1/7/67	90-81	+9	W	H	
1/28/70	70-95	-25	L	H	
1/5/71	104-111	-7	L	H	

LOYOLA MARYMOUNT (6-10)

Home	6-4	Away	0-6	Neut.	0-0
Date	Score	Mar.	W/L	Site	
1952-53	51-57	-6	L	A	
1956-57	58-81	-23	L	A	
1956-57	58-70	-12	L	A	
1956-57	79-62	+17	W	H	
1956-57	91-68	+23	W	H	
12/18/59	53-71	-18	L	A	
12/12/61	60-79	-19	L	H	
12/15/61	57-75	-18	L	H	
12/16/61	66-67	-1	L	H	
1/3/62	55-82	-27	L	A	
1/4/72	78-88	-10	L	A	
12/21/73	82-73*	+9	W	H	
12/22/73	83-66	+17	W	H	
12/27/80	102-79	+23	W	H	
12/19/95	80-82	-2	L	H	
12/20/05	66-63	+3	W	H	

MANHATTAN (1-0)

Home	1-0	Away	0-0	Neut.	0-0
12/27/00	81-67	+14	W	H	

MARSHALL (0-1)

Home	0-0	Away	0-1	Neut.	0-0
3/3/47	57-84	-27	L	A	

MARYLAND (0-2)

Home	0-2	Away	0-0	Neut.	0-0
12/27/84	71-79	-8	L	H	
12/29/96	59-76	-17	L	H	

MARYLAND EASTERN SHORE (1-0)

Home	1-0	Away	0-0	Neut.	0-0
Date	Score	Mar.	W/L	Site	
11/9/12	76-64	+12	W	H	

MASSACHUSETTS (0-1)

Home	0-0	Away	0-1	Neut.	0-0
1/17/76	72-80	-8	L	A	

MCNEESE STATE (3-3)

Home	3-1	Away	0-2	Neut.	0-0
12/16/77	63-67	-4	L	A	
12/17/77	71-83	-12	L	A	
12/12/80	107-75	+32	W	H	
12/13/80	71-93	-22	L	H	
12/14/91	85-65	+20	W	H	
11/15/09	73-65	+8	W	H	

MEMPHIS (3-2)

Home	3-1	Away	0-1	Neut.	0-0
1/2/52	68-61	+7	W	H	
1/7/63	60-96	-36	L	A	
3/1/74	69-73	-4	L	H	
3/2/74	117-85	+32	W	H	
12/30/96	67-60	+7	W	H	

MERCER (2-0)

Home	1-0	Away	0-0	Neut.	1-0
12/17/93	92-67	+25	W	H	
11/23/01	89-72	+17	W	N	

MIAMI (FL) (1-3)

Home	1-2	Away	0-1	Neut.	0-0
12/6/67	83-102	-19	L	H	
12/7/67	110-76	+34	W	H	
1/31/69	82-84	-2	L	A	
12/22/12	58-73	-15	L	H	

MICHIGAN (1-1)

Home	1-0	Away	0-1	Neut.	0-0
12/29/70	83-76	+7	W	H	
3/24/04	73-88	-15	L	A	

MICHIGAN STATE (2-0)

Home	2-0	Away	0-0	Neut.	0-0
12/30/81	62-61	+1	W	H	
11/19/05	84-62	+22	W	H	

MINNESOTA (0-1)

Home	0-0	Away	0-1	Neut.	0-0
3/24/03	70-84	-14	L	A	

MISSISSIPPI STATE (2-2)

Home	1-1	Away	0-0	Neut.	1-1
12/21/68	74-69	+5	W	N	
1/3/73	85-97	-12	L	N	
12/27/87	55-68	-13	L	H	
12/25/10	68-57	+11	W	H	

MISSISSIPPI VALLEY ST. (2-0)

Home	2-0	Away	0-0	Neut.	0-0
Date	Score	Mar.	W/L	Site	
12/6/86	97-81	+16	W	H	
11/23/04	71-58	+13	W	H	

MISSOURI (1-5)

Home	1-3	Away	0-1	Neut.	0-1
1/10/74	74-86	-12	L	A	
12/20/75	81-66	+15	W	H	
12/22/75	91-99	-8	L	H	
12/29/82	58-73	-15	L	H	
12/30/95	89-95	-6	L	H	
11/16/13	80-92	-12	L	N	

MISSOURI-KANSAS CITY (1-0)

Home	1-0	Away	0-0	Neut.	0-0
12/10/93	72-54	+18	W	H	

MONTANA (3-3)

Home	3-2	Away	0-1	Neut.	0-0
2/4/66	72-94	-22	L	H	
1966-67	61-55	+6	W	H	

Date	Score	Mar.	W/L	Site	
1/17/75	83-69	+14	W	H	
1/18/75	62-93	-31	L	H	
2/18/12	79-94	-15	L	A	
11/29/13	72-61	+11	W	H	

MONTANA STATE (5-0)

Home	4-0	Away	1-0	Neut.	0-0
2/16/65	73-69	+4	W	A	
12/23/81	66-65	+1	W	H	
11/25/88	96-80	+16	W	H	
11/29/91	71-55	+16	W	H	
11/12/10	77-59	+18	W	H	

MUHLNBERG (0-1)

Home	0-0	Away	0-1	Neut.	0-0
2/24/47	64-77	-13	L	A	

NAVY (1-0)

Home	1-0	Away	0-0	Neut.	0-0
12/27/91	95-88	+7	W	H	

NEBRASKA (6-2)

Home: 6-2	Away: 0-0	Neut.: 0-0
12/11/67	82-74 +8	W H
12/13/67	86-72 +14	W H
12/2/76	59-64 -5	L H
12/3/76	59-60 -1	L H
12/29/79	67-55 +12	W H
12/29/97	87-62 +25	W H
3/22/04	84-83 +1	W H
12/22/06	81-72 +9	W H

NEW MEXICO STATE (4-15)

Home: 4-6	Away: 0-7	Neut.: 0-2
Date	Score	Mar. W/L Site
12/15/78	56-63	-7 L H
12/16/78	55-60	-5 L H
1/14/06	84-87	-3 L A
3/2/06	61-56	+5 W H
3/9/06	57-58	-1 L N
1/4/07	86-92	-6 L A
2/12/07	68-71	-3 L H
1/31/08	94-71	+23 W H
3/8/08	71-106	-35 L A
1/31/09	72-82	-10 L A
3/7/09	59-70	-11 L H
1/21/10	69-71	-2 L H
2/15/10	64-88	-14 L A
1/13/11	64-82	-18 L A
2/26/11	76-70	+6 W H
1/21/12	91-87	+4 W H
2/23/12	73-115	-42 L A
3/9/12	81-92	-11 L N
11/12/13	88-95	-7 L H

NEW ORLEANS (5-1)

Home: 5-1	Away: 0-0	Neut.: 0-0
Date	Score	Mar. W/L Site
11/29/84	87-78	+9 W H
12/22/87	66-82	-16 L H
12/21/02	68-56	+12 W H
12/21/03	92-64	+28 W H
2/14/12	82-58	+24 W H
11/27/13	91-58	+33 W H

NEW YORK ST. UNIVERSITY (1-0)

Home: 1-0	Away: 0-0	Neut.: 0-0
Date	Score	Mar. W/L Site
12/26/70	101-63	+38 W H

NICHOLLS STATE (1-0)

Home: 1-0	Away: 0-0	Neut.: 0-0
Date	Score	Mar. W/L Site
11/19/98	62-44	+18 W H

NORFOLK STATE (3-0)

Home: 3-0	Away: 0-0	Neut.: 0-0
Date	Score	Mar. W/L Site
1/3/98	86-67	+19 W H
11/16/01	76-52	+24 W H
12/30/13	77-66	+11 W H

NORTH CAROLINA (0-4)

Home: 0-3	Away: 0-1	Neut.: 0-0
Date	Score	Mar. W/L Site
11/28/86	78-98	-20 L H
12/30/92	84-101	-17 L H
12/1/93	77-92	-15 L A
12/22/94	76-88	-12 L H

NORTH CAROLINA A&T (2-0)

Home: 1-0	Away: 0-0	Neut.: 1-0
Date	Score	Mar. W/L Site
12/27/05	66-60	+6 W H
12/18/11	65-57	+8 W N

NORTH CAROLINA-CHARLOTTE (0-1)

Home: 0-0	Away: 0-0	Neut.: 0-1
Date	Score	Mar. W/L Site
12/29/98	68-70	-2 L N

NORTH CAROLINA STATE (0-1)

Home: 0-0	Away: 0-0	Neut.: 0-1
Date	Score	Mar. W/L Site
11/27/93	48-83	-35 L N

NORTH DAKOTA (1-1)

Home: 1-0	Away: 0-0	Neut.: 0-1
Date	Score	Mar. W/L Site
3/8/49	53-70	-17 L N
11/20/12	71-66	+5 W H

NORTH TEXAS STATE (1-3)

Home: 1-2	Away: 0-1	Neut.: 0-0
Date	Score	Mar. W/L Site
1/31/67	64-89	-25 L A
1/27/78	77-87	-10 L H
1/28/78	80-98	-18 L H
12/21/90	108-100	+8 W H

NORTHEAST LOUISIANA (1-0)

Home: 1-0	Away: 0-0	Neut.: 0-0
Date	Score	Mar. W/L Site
11/29/85	87-84*	+3 W H

NORTHERN ARIZONA (2-0)

Home: 1-0	Away: 1-0	Neut.: 0-0
Date	Score	Mar. W/L Site
2/23/13	84-50	+34 W H
12/07/13	76-66	+10 W A

NORTHERN COLORADO (0-1)

Home: 0-1	Away: 0-0	Neut.: 0-0
Date	Score	Mar. W/L Site
11/16/09	75-81	-6 L H

NORTHERN IOWA (1-0)

Home: 1-0	Away: 0-0	Neut.: 0-0
Date	Score	Mar. W/L Site
1/2/83	62-57*	+5 W H

NORTHWEST MISSOURI ST. (1-0)

Home: 1-0	Away: 0-0	Neut.: 0-0
Date	Score	Mar. W/L Site
12/19/81	81-71	+10 W H

NORTHWESTERN (2-1)

Home: 2-1	Away: 0-0	Neut.: 0-0
Date	Score	Mar. W/L Site
12/27/67	71-96	-25 L H
12/27/71	85-83*	+2 W H
12/27/96	79-62	+17 W H

NORTHWESTERN STATE (4-0)

Home: 4-0	Away: 0-0	Neut.: 0-0
Date	Score	Mar. W/L Site
11/27/01	60-58	+2 W H
12/23/05	80-76	+4 W H
12/16/06	89-78	+11 W H
12/28/09	81-62	+19 W H

NOTRE DAME (0-1)

Home: 0-0	Away: 0-1	Neut.: 0-0
Date	Score	Mar. W/L Site
2/6/67	58-90	-32 L A

OHIO STATE (1-0)

Home: 1-0	Away: 0-0	Neut.: 0-0
Date	Score	Mar. W/L Site
12/30/67	80-76	+4 W H

OKLAHOMA (1-1)

Home: 0-1	Away: 0-0	Neut.: 1-0
Date	Score	Mar. W/L Site
3/22/71	88-87*	+1 W N
12/30/82	85-96	-11 L H

OKLAHOMA CITY (5-7)

Home: 4-5	Away: 1-2	Neut.: 0-0
Date	Score	Mar. W/L Site
1964-65	79-88	-9 L H
1964-65	84-100	-16 L H
2/23/66	77-104	-27 L H
2/26/66	76-104	-28 L H
1966-67	85-133	-48 L A
1966-67	62-116	-54 L A
1/6/69	58-70	-12 L H
2/18/72	117-97	+20 W H
2/19/72	109-95	+14 W H
1/12/74	72-70	+2 W A
2/7/75	75-67	+8 W H
2/8/75	98-77	+21 W H

OKLAHOMA STATE (0-2)

Home: 0-1	Away: 0-1	Neut.: 0-0
Date	Score	Mar. W/L Site
11/30/78	52-57	-5 L A
11/20/98	37-58	-21 L H

OLD DOMINION (1-0)

Home: 1-0	Away: 0-0	Neut.: 0-0
Date	Score	Mar. W/L Site
12/17/94	71-63	+8 W H

OLE MISS (0-1)

Home: 0-1	Away: 0-0	Neut.: 0-0
Date	Score	Mar. W/L Site
12/25/12	66-81	-15 L H

OMAHA (1-0)

Home: 1-0	Away: 0-0	Neut.: 0-0
Date	Score	Mar. W/L Site
01/03/14	77-73	+4 W H

ORAL ROBERTS (2-0)

Home: 2-0	Away: 0-0	Neut.: 0-0
Date	Score	Mar. W/L Site
1/3/82	80-78	+2 W H
12/22/04	55-54	+1 W H

OREGON (5-5)

Home: 5-3	Away: 0-2	Neut.: 0-0
Date	Score	Mar. W/L Site
4/7/41	44-52	-8 L H
1/31/66	47-82	-35 L A
12/19/66	69-77	-8 L H
12/22/66	64-73	-9 L H
2/1/75	72-77	-5 L A
11/28/75	80-66	+14 W H
12/1/75	84-80	+4 W H
12/10/88	74-70	+4 W H
3/12/97	71-61	+10 W H
12/30/99	66-63	+3 W H

OREGON STATE (8-21)

Home: 8-14	Away: 0-7	Neut.: 0-0
Date	Score	Mar. W/L Site
4/8/40	39-49	-10 L H
1950-51	43-55	-12 L H
1952-53	74-58	+16 W H
12/4/53	54-73	-19 L A
12/5/53	50-55	-5 L H
12/1/54	47-69	-22 L A
12/12/58	40-59	-19 L A
12/2/59	56-51	+5 W H
12/3/59	46-72	-26 L H
1/7/64	55-71	-16 L H
1/11/64	44-70	-26 L H
2/1/65	61-92	-31 L A
2/1/66	36-72	-36 L A
12/2/66	56-61	-5 L H
12/5/66	54-58	-4 L H
1/30/70	56-76	-20 L A
12/2/71	89-71	+18 W H
12/3/71	76-73	+3 W H
1/15/74	62-86	-24 L A
12/5/74	53-73	-20 L H
12/6/74	59-63	-4 L H
11/26/76	76-91	-15 L H
11/28/76	78-96	-18 L H
12/7/79	74-75*	-1 L H
12/8/79	69-92	-23 L H
12/21/84	81-64	+17 W H
12/15/03	70-67*	+3 W H
11/19/06	85-41	+44 W H
12/25/13	79-73	+6 W H

PACIFIC (5-5)

Home: 3-2	Away: 0-3	Neut.: 2-0
Date	Score	Mar. W/L Site
1963-64	60-104	-44 L A
12/2/83	84-71	+13 W N
12/23/85	56-71	-15 L H
12/1/87	68-76	-8 L H
12/5/99	72-42	+30 W H
11/25/06	71-60	+11 W N
11/25/11	75-70	+5 W H
12/6/11	54-64	-10 L A
1/17/13	60-52	+8 W H
2/16/13	71-80	-9 L A

PACIFIC LUTHERAN (6-1)

Home: 5-0	Away: 1-1	Neut.: 0-0
Date	Score	Mar. W/L Site
1947-48	54-65	-11 L A
12/8/72	87-62	+25 W H
12/9/72	99-80	+19 W H
1/10/79	69-67	+2 W A
12/14/79	80-65	+15 W H
12/15/79	101-83	+18 W H
12/10/81	79-64	+15 W H

PENN (0-1)

Home: 0-1	Away: 0-0	Neut.: 0-0
Date	Score	Mar. W/L Site
12/29/05	55-58	-3 L H

PEPPERDINE (7-7)

Home: 5-2	Away: 2-5	Neut.: 0-0
Date	Score	Mar. W/L Site
12/8/52	75-53	+22 W A
12/6/61	65-70*	-5 L H
12/8/61	57-55	+2 W H
1/4/62	52-74	-22 L A
1/10/63	59-64	-5 L A
1/12/63	61-93	-32 L A
1/16/63	54-65	-11 L H

Date	Score	Mar.	W/L	Site
1/12/71	103-88	+15	W	A
1/21/72	94-85	+9	W	H
1/22/72	125-88	+37	W	H
11/23/84	79-78	+1	W	H
12/30/08	78-70	+8	W	H
12/3/11	67-73	-6	L	A
12/8/12	56-63	-7	L	A

PITTSBURGH (2-1)

Home: 2-0	Away: 0-1	Neut.: 0-0
Date	Score	Mar. W/L Site
2/5/79	52-71	-19 L A
12/3/82	70-67	+3 W H
12/30/90	84-82	+2 W H

PORTLAND (12-8)

Home: 10-5	Away: 2-2	Neut.: 0-1
Date	Score	Mar. W/L Site
1/16/52	46-58	-12 L H
12/29/59	52-65	-13 L H
12/27/66	64-68	-4 L H
1/15/72	90-87	+3 W A
2/9/73	117-79	+38 W H
2/10/73	91-81	+10 W H
1/17/74	57-52	+5 W A
1/30/75	66-79	-13 L A
2/14/75	77-62	+15 W H
2/15/75	91-70	+21 W H
2/28/76	82-58	+24 W H
3/1/76	65-62*	+3 W H
2/6/78	64-77	-13 L A
12/8/78	68-84	-16 L H
12/9/78	64-71	-7 L H
12/22/79	87-80	+7 W H
11/25/93	47-100	-53 L N
12/1/96	83-64	+19 W H
12/19/01	75-68	+7 W H
3/15/11	76-64	+12 W H

PORTLAND STATE (5-1)

Home: 5-0	Away: 0-1	Neut.: 0-0
Date	Score	Mar. W/L Site
2/2/68	73-90	-17 L A
12/12/69	82-79	+3 W H
12/13/69	94-79	+15 W H
2/1/74	70-64	+6 W H
2/2/74	63-52	+11 W H
2/17/79	99-85	+14 W H

PRAIRIE VIEW A&M (2-0)

H OPPONENT SERIES HISTORY

Date	Score	Mar.	W/L	Site
12/7/96	51-56	-5	L	H
12/11/04	84-77	+7	W	H
12/25/09	75-84	-9	L	H
12/23/13	76-74	+2	W	H

SAMFORD (0-2)

Home: 0-2	Away: 0-0	Neut.: 0-0
11/30/84	82-83	-1 L H
12/4/84	84-93	-9 L H

SAN DIEGO (1-6)

Home: 1-4	Away: 0-2	Neut.: 0-0
1/28/77	90-83*	+7 W H
1/29/77	69-77	-8 L H
2/5/77	69-77	-8 L A
12/4/92	64-65	-1 L H
11/26/00	63-65	-2 L H
11/9/07	72-73	-1 L H
12/2/07	67-81	-14 L A

SAN DIEGO STATE (27-19)

Home: 16-7	Away: 11-11	Neut.: 0-1
2/4/71	95-107	-12 L A
2/25/72	94-75	+19 W H
2/26/72	91-83	+8 W A
1/8/80	78-76*	+2 W A
2/9/80	79-69	+10 W H
2/24/81	77-90	-13 L A
2/28/81	65-80	-15 L H
1/9/82	70-63	+7 W H
2/13/82	60-79	-19 L A
1/22/83	98-75	+23 W H
2/19/83	71-74	-3 L A
1/28/84	68-73	-5 L A
2/25/84	57-55	+2 W H
1/24/85	66-70	-4 L H
2/21/85	69-68	+1 W A
1/23/86	83-80*	+3 W H
2/15/86	70-80	-10 L A
1/26/87	76-67	+9 W H
2/21/87	82-92	-10 L A
3/3/87	90-93	-3 L N
2/1/88	58-59	-1 L H
2/25/88	71-74	-3 L A
1/26/89	65-62	+3 W H
2/16/89	73-60	+13 W A
1/25/90	75-63	+12 W H
3/1/90	74-61	+13 W A
2/21/91	84-79*	+5 W H
3/2/91	65-58	+7 W A
2/15/92	66-58	+8 W A
3/6/92	69-54	+15 W H
1/3/93	81-67	+14 W H
3/6/93	72-58	+14 W A
1/3/94	78-73	+5 W A
3/5/94	74-84	-10 L H
1/28/95	91-62	+29 W H
2/4/95	65-58	+7 W A
1/28/96	88-79	+9 W H
2/3/96	94-103	-9 L H
1/25/97	85-63	+22 W A
2/19/97	74-62	+12 W H
1/10/98	72-81	-9 L A
2/4/98	67-76	-9 L H
1/23/99	87-67	+20 W H
2/20/99	72-78	-6 L A
12/14/01	58-61	-3 L H
12/14/02	49-60	-11 L A

SAN FRANCISCO (4-10)

Home: 4-6	Away: 0-4	Neut.: 0-0
11/30/60	58-68	-10 L H
12/1/60	63-61	+2 W H
12/19/60	38-67	-29 L A
12/20/60	54-65	-11 L A
12/23/61	67-77	-10 L A
1964-65	72-95	-23 L H
12/12/75	81-80	+1 W H
12/13/75	103-105*	-2 L H
12/6/80	95-98	-3 L H
12/20/88	72-76	-4 L A

Date	Score	Mar.	W/L	Site
12/27/89	75-46	+29	W	H
12/20/06	89-85	+4	W	H
11/14/08	70-75	-5	L	H
3/19/11	74-77	-3	L	H

SAN JOSE STATE (27-12)

Home: 15-3	Away: 10-8	Neut.: 2-1
1/23/52	42-44	-2 L H
12/26/74	64-63	+1 W H
2/16/76	76-77*	-1 L A
2/1/77	62-74	-12 L A
1/30/97	87-74	+13 W A
3/1/97	83-76	+7 W H
1/31/98	68-62	+6 W H
2/26/98	65-48	+17 W A
1/28/99	55-70	-15 L A
2/25/99	65-62	+3 W H
1/29/00	84-75*	+9 W H
2/26/00	50-67	-17 L A
1/20/01	65-64*	+1 W H
3/1/01	71-61	+10 W A
1/19/02	53-57	-4 L A
2/16/02	71-46	+25 W H
3/7/02	71-56	+15 W N
1/18/03	67-79	-12 L A
2/15/03	54-55	-1 L H
1/10/04	83-76	+7 W A
2/7/04	56-55	+1 W H
1/8/05	71-45	+26 W H
2/5/05	84-73	+11 W A
3/8/05	72-48	+24 W N
2/4/06	83-68	+15 W H
2/25/06	61-60	+1 W A
1/25/07	72-52	+20 W H
2/24/07	67-55	+12 W A
1/5/08	85-79	+6 W A
1/14/08	65-64	+1 W H
1/17/09	61-73	-12 L H
2/28/09	59-61	-2 L A
1/17/10	68-67	+1 W H
1/28/10	60-83	-23 L A
1/22/11	67-61	+6 W H
3/03/11	77-71	+6 W A
3/09/11	74-75	-1 L N
1/7/12	82-69	+13 W H
2/4/12	83-81*	+2 W A

SANTA CLARA (6-20)

Home: 5-14	Away: 0-6	Neut.: 1-0
2/27/52	52-71	-19 L H
2/14/53	55-80	-25 L H
12/18/53	49-68	-19 L A
2/10/54	55-72	-17 L H
2/13/54	60-77	-17 L H
12/20/54	61-67	-6 L A
12/30/54	67-71	-4 L H
1/1/55	59-63	-4 L H
12/14/59	47-70	-23 L A
12/15/59	55-63	-8 L H
1/13/60	59-60	-1 L H
1/15/60	81-80	+1 W H
1/11/61	49-63	-14 L H
1/13/61	54-74	-20 L H
12/18/61	50-66	-16 L A
12/19/61	53-67	-14 L A
1/21/66	57-90	-33 L H
12/28/68	59-81	-22 L H
12/26/73	91-81	+10 W H
11/24/77	57-80	-23 L H
11/25/77	77-85	-8 L H
12/12/86	62-61	+1 W H
12/20/97	81-72	+9 W H
11/24/03	56-43	+13 W N
2/18/06	67-57	+10 W H
11/29/06	59-68	-9 L A

SEATTLE (3-7)

Home: 2-2	Away: 1-5	Neut.: 0-0
2/21/48	47-34	+13 W A
1956-57	79-94	-15 L A
1/14/59	67-81	-14 L H

Date	Score	Mar.	W/L	Site
1/16/59	62-79	-17	L	H
12/7/59	54-83	-29	L	A
12/9/59	68-102	-34	L	A
12/14/60	53-73	-20	L	A
2/10/65	62-98	-36	L	A
1/3/68	59-58	+1	W	H
12/4/89	99-61	+38	W	H

SEATTLE PACIFIC (1-0)

Home: 0-0	Away: 1-0	Neut.: 0-0
12/16/60	71-66*	+5 W A

SETON HALL (1-3)

Home: 1-1	Away: 0-2	Neut.: 0-0
2/23/50	69-80	-11 L A
1/9/76	75-79	-4 L A
12/27/85	80-90	-10 L H
11/27/94	96-88	+8 W H

SIENA (0-1)

Home: 0-0	Away: 0-1	Neut.: 0-0
2/25/50	43-65	-22 L A

SOUTH ALABAMA (2-1)

Home: 2-0	Away: 0-1	Neut.: 0-0
1/2/73	76-87	-11 L A
11/30/73	82-69	+13 W H
12/3/73	97-78	+19 W H

SOUTH CAROLINA (1-0)

Home: 1-0	Away: 0-0	Neut.: 0-0
12/4/81	94-70	+24 W H

SOUTH CAROLINA STATE (3-0)

Home: 2-0	Away: 0-0	Neut.: 1-0
12/7/91	73-67	+6 W N
12/18/92	79-54	+25 W H
12/29/11	100-73	+27 W H

SOUTH DAKOTA STATE (1-1)

Home: 1-1	Away: 0-0	Neut.: 0-0
12/9/77	85-68	+17 W H
12/10/77	74-78	-4 L H

SOUTHEASTERN LOUISIANA (1-0)

Home: 1-0	Away: 0-0	Neut.: 0-0		
Date	Score	Mar.	W/L	Site
11/24/00	59-55	+4	W	H

SOUTHERN ILLINOIS (3-1)

Home: 3-0	Away: 0-1	Neut.: 0-0
12/22/89	84-71	+13 W H
12/7/97	80-66	+14 W H
2/21/04	62-66	-4 L A
11/29/04	66-64	+2 W H

SOUTHERN METHODIST (10-7)

Home: 6-1	Away: 3-6	Neut.: 1-0
12/12/66	72-92	-20 L A
12/30/83	73-82	-9 L A
1/17/98	77-68	+9 W H
2/14/98	94-82	+12 W A
1/12/00	73-79	-6 L H
2/12/00	73-89	-16 L A
3/9/00	87-82	+5 W N
1/6/01	56-69	-13 L A
2/15/01	79-65	+14 W H
1/12/02	83-74	+9 W H
2/7/02	85-76	+9 W A
1/9/03	72-55	+17 W H
2/8/03	69-78	-9 L A
1/15/04	66-65	+1 W A
2/14/04	62-59	+3 W H
1/13/05	71-59	+12 W H
2/12/05	65-71	-6 L A

SOUTHERN OREGON (1-0)

Home: 0-0	Away: 1-0	Neut.: 0-0
2/26/48	49-46	+3 W A

SOUTHERN UTAH (1-0)

Home: 1-0	Away: 0-0	Neut.: 0-0		
Date	Score	Mar.	W/L	Site
11/13/09	65-48	+17	W	H

SOUTHWEST MISSOURI ST. (1-0)

Home: 1-0	Away: 0-0	Neut.: 0-0		
11/25/90	86-83	+3	W	H

SOUTHWEST MISSOURI ST. (1-0)

Home: 1-0	Away: 0-0	Neut.: 0-0
11/25/90	86-83	+3 W H

STANFORD (3-8)

Home: 3-3	Away: 0-5	Neut.: 0-0
1/24/53	70-59	+11 W H
12/19/53	71-82	-11 L A
1954-55	58-85	-27 L A
1954-55	51-71	-20 L H
1954-55	51-58	-7 L H
1/30/76	70-53	+17 W H
1/31/76	65-66	-1 L H
1/19/77	71-84	-13 L A
12/27/77	68-72	-4 L A
3/15/90	69-57	+12 W H
12/1/90	55-84	-29 L A

SYRACUSE (0-2)

Home: 0-0	Away: 0-0	Neut.: 0-2
3/17/94	78-92	-14 L N
3/16/01	69-79	-10 L N

TAHOE PARADISE (1-1)

Home: 1-1	Away: 0-0	Neut.: 0-0
12/20/69	84-93	-9 L H
12/23/69	102-94	+8 W H

TENNESSEE (1-2)

Home: 1-2	Away: 0-0	Neut.: 0-0
12/29/65	41-88	-47 L H
12/29/83	73-60	+13 W H
12/30/00	58-69	-11 L H

TENNESSEE-MARTIN (2-0)

Home: 2-0	Away: 0-0	Neut.: 0-0
11/19/99	84-68	+16 W H
12/28/06	66-53	+13 W H

TENNESSEE STATE (2-6)

Home: 2-5	Away: 0-0	Neut.: 0-1
1962-63	85-97	-12 L H
1962-63	78-79*	-1 L H
1962-63	67-71	-4 L H
1962-63	68-73	-5 L A
1963-64	64-66	-2 L H
1963-64	67-65*	-2 W H
1963-64	67-70	-3 L H
11/08/13	85-55	+30 W H

TENNESSEE TECH (2-1)

Home: 2-0	Away: 0-1	Neut.: 0-0
1/3/63	58-67	-9 L A
12/9/88	98-58	+40 W H
12/29/02	74-61	+13 W H

TEXAS (1-1)

Home: 1-1	Away: 0-0	Neut.: 0-0
11/27/88	85-84	+1 W H
12/30/98	72-84	-12 L H

TEXAS A&M (1-1)

Home: 0-1	Away: 0-0	Neut.: 1-0
12/29/87	78-80*	-2 L H
11/27/89	75-71	+4 W N

TEXAS A&M-CORPUS CHRISTI (1-0)

Home: 1-0	Away: 0-0	Neut.: 0-0
11/24/02	100-81	+19 W H

TEXAS CHRISTIAN (3-7)

Home: 2-2	Away: 0-5	Neut.: 1-0
12/18/68	59-89	-30 L A
1/11/73	76-78	-2 L A
1/11/75	62-69	-7 L H
1/19/98	76-83	-7 L H
2/12/98	84-126	-42 L A

Date	Score	Mar.	W/L	Site
1/15/00	90-86	+4	W	H
2/10/00	96-106	-10	L	A
1/4/01	64-103	-39	L	A
2/22/01	102-87	+15	W	H
3/8/01	99-79	+20	W	N

TEXAS-EL PASO (17-35)

TRINITY (TX) (2-0)				
Home:	2-0	Away:	0-0	Neut.: 0-0
Date	Score	Mar.	W/L	Site
1/15/71	94-74	+20	W	H
1/16/71	105-67	+38	W	H

TULANE (1-0)				
Home:	1-0	Away:	0-0	Neut.: 0-0
Date	Score	Mar.	W/L	Site
12/6/97	76-63	+13	W	H

TULSA (15-9)				
Home:	11-2	Away:	4-7	Neut.: 0-0
Date	Score	Mar.	W/L	Site
12/14/66	58-84	-26	L	A
12/3/92	63-68	-5	L	H
12/6/92	87-69	+18	W	H
1/24/98	63-64	-1	L	A
2/21/98	72-62	+10	W	H
1/22/00	78-100	-22	L	A
2/17/00	61-75	-14	L	H
1/13/01	68-65	+3	W	H
1/28/01	67-79	-12	L	A
3/10/01	78-72*	+6	W	A
1/26/02	90-82	+8	W	A
2/21/02	86-85	+1	W	H
3/9/02	73-59	+14	W	A
2/1/03	73-67*	+6	W	H
2/27/03	51-76	-25	L	A
3/14/03	56-66	-10	L	A
1/31/04	73-71*	+2	W	A
2/27/04	92-62	+30	W	H
1/29/05	76-73	+3	W	H
2/25/05	76-83	-7	L	A

UC DAVIS (4-2)				
Home:	3-1	Away:	1-1	Neut.: 0-0
Date	Score	Mar.	W/L	Site
2/19/11	83-69	+14	W	H
12/11/11	74-61	+13	W	H
1/19/13	82-93	-11	L	H
2/14/13	65-89	-24	L	A
01/23/14	90-73	+17	W	A
02/22/14	86-77	+9	W	H

UC IRVINE (5-6)				
Home:	3-3	Away:	2-2	Neut.: 0-1
Date	Score	Mar.	W/L	Site
2/5/72*	88-79	+9	W	A
12/1/72	95-75	+20	W	H
12/2/72	99-82	+17	W	H
12/8/84	82-87	-5	L	H
2/21/09	70-76	-6	L	H
12/2/09	70-80	-10	L	A
1/9/13	64-68	-4	L	A
2/9/13	78-72	+6	W	H
3/14/13	60-71	-11	L	N
01/25/14	90-86*	+4	W	H

UCLA (0-1)				
Home:	0-0	Away:	0-1	Neut.: 0-0
Date	Score	Mar.	W/L	Site
12/9/00	64-84	-20	L	A

UC RIVERSIDE (5-1)				
Home:	3-0	Away:	2-1	Neut.: 0-0
Date	Score	Mar.	W/L	Site
2/23/08	62-79	-17	L	A
12/23/08	56-46	+10	W	H
1/5/13	76-61	+15	W	H
1/31/13	72-68	+4	W	A
01/18/14	100-69	+31	W	H
02/13/14	87-76	+11	W	A

UC SAN DIEGO (2-0)				
Home:	2-0	Away:	0-0	Neut.: 0-0
Date	Score	Mar.	W/L	Site
2/23/73	108-72	+36	W	H
2/24/73	96-66	+30	W	H

UC SANTA BARBARA (6-6)				
Home:	4-3	Away:	2-3	Neut.: 0-0
Date	Score	Mar.	W/L	Site
12/27/58	69-67	+2	W	A
2/5/60	77-70	+7	W	H
2/6/60	49-77	-28	L	H
12/29/61	65-69	-4	L	A
12/12/62	67-56	+11	W	H
12/14/62	60-59	+1	W	H
12/15/62	49-71	-22	L	A
11/21/03	51-57	-6	L	H

Date	Score	Mar.	W/L	Site
1/26/13	78-73	+5	W	A
2/28/13	70-66	+4	W	H
02/06/14	64-75	-11	L	H
03/06/14	77-86	-9	L	A

USC (6-31)				
Home:	6-14	Away:	0-17	Neut.: 0-0
Date	Score	Mar.	W/L	Site
1/30/52	67-56	+11	W	H
12/5/52	54-59*	-5	L	A
12/6/52	56-62	-6	L	A
2/7/53	66-91	-25	L	H
12/11/53	46-60	-14	L	A
12/12/53	49-71	-22	L	A
1/27/54	77-57	+20	W	H
1/29/54	63-56	+7	W	H
12/13/54	54-74	-20	L	A
12/14/54	63-90	-27	L	A
11/28/55	43-76	-33	L	H
1/29/55	58-84	-26	L	H
12/11/56	56-85	-29	L	A
12/12/56	74-93	-19	L	A
2/1/57	66-67	-1	L	H
2/2/57	73-67	+6	W	H
12/16/58	56-76	-20	L	A
12/17/58	42-72	-30	L	A
1/28/59	60-56	+4	W	H
1/30/59	74-87	-13	L	H
12/22/59	43-91	-48	L	A
12/23/59	49-73	-24	L	A
1/27/60	61-69	-8	L	H
1/29/60	59-69	-10	L	H
12/22/60	56-89	-33	L	A
12/23/60	69-91	-22	L	A
12/5/62	46-59	-13	L	H
12/8/62	59-78	-19	L	H
2/1/65	51-85	-34	L	A
2/2/65	75-101	-26	L	A
12/8/65	55-90	-35	L	H
12/11/65	52-69	-17	L	H
1/26/73	84-97	-13	L	H
1/27/73	74-77	-3	L	H
12/29/75	63-68	-5	L	H
12/8/99	56-85	-29	L	H
12/23/04	72-68	+4	W	H

U.S. INTERNATIONAL (5-1)				
Home:	3-0	Away:	2-1	Neut.: 0-0
Date	Score	Mar.	W/L	Site
1963-64	49-57	-8	L	A
2/6/71	63-61	+2	W	A
2/11/72	96-58	+38	W	H
2/12/72	85-55	+30	W	H
11/30/79	87-72	+15	W	H
1/14/80	84-74	+10	W	A

UTAH (10-47)				
Home:	8-22	Away:	1-22	Neut.: 1-3
Date	Score	Mar.	W/L	Site
2/3/54	76-57	+19	W	H
2/5/54	61-62	-1	L	H
12/6/54	67-109	-42	L	A
12/7/54	52-76	-24	L	A
1/25/56	77-97	-20	L	H
1/28/56	85-89*	-4	L	H
12/3/56	61-94	-33	L	A
12/4/56	60-93	-33	L	A
1/31/58	54-66	-12	L	H
2/1/58	54-82	-28	L	H
1/14/64	80-63	+17	W	H
1/15/64	61-67	-6	L	H
1/22/66	67-122	-55	L	H
2/7/66	50-88	-38	L	A
12/29/78	63-68	-5	L	H
1/24/80	83-89	-6	L	H
3/1/80	58-67	-9	L	A
1/8/81	87-100	-13	L	A
2/14/81	83-74	+9	W	H
1/28/82	85-67	+18	W	H
2/27/82	70-76	-6	L	A
1/14/83	68-85	-17	L	A
2/12/83	63-70	-7	L	H
1/21/84	79-71	+8	W	H
2/16/84	69-68	+1	W	A
3/6/84	65-68	-3	L	N

Date	Score	Mar.	W/L	Site
1/12/85	54-76	-22	L	H
1/31/85	64-78	-14	L	A
1/11/86	67-89	-22	L	A
2/6/86	63-78	-15	L	H
1/15/87	78-90	-12	L	A
2/26/87	67-71	-4	L	H
1/9/88	65-81	-16	L	A
2/18/88	50-64	-14	L	H
1/12/89	61-71	-10	L	A
2/9/89	57-56	+1	W	H
1/6/90	54-61	-7	L	H
2/1/90	64-68	-4	L	A
3/9/90	66-60	+6	W	N
1/3/91	60-63*	-3	L	H
2/7/91	60-80	-20	L	A
2/6/92	66-76	-10	L	H
2/29/92	53-59	-6	L	A
3/13/92	69-81	-12	L	H
1/21/93	67-82	-15	L	A
2/13/93	60-62	-2	L	H
1/20/94	72-56	+16	W	H
2/10/94	74-81*	-7	L	A
1/12/95	57-64	-7	L	A
2/18/95	57-63	-6	L	H
3/11/95	54-67	-13	L	N
1/13/96	46-82	-36	L	H
2/15/96	59-69	-10	L	A
3/7/96	63-76	-13	L	N
1/18/99	46-60	-14	L	H
2/13/99	55-82	-27	L	A
12/23/10	68-55	+13	W	H

UTAH STATE (4-14)				
Home:	3-4	Away:	1-9	Neut.: 0-1
Date	Score	Mar.	W/L	Site
3/7/47	37-51	-14	L	A
1/26/67	64-106	-42	L	A
3/17/04	85-74	+11	W	A
12/17/05	69-59	+10	W	H
1/30/06	52-63	-11	L	H
1/29/07	69-61	+8	W	H
2/14/07	50-58	-8	L	A
3/8/07	70-73	-3	L	N
1/3/08	80-86	-6	L	A
2/16/08	71-66	+5	W	H
1/24/09	51-67	-16	L	H
2/26/09	62-82	-20	L	A
1/11/10	54-98	-44	L	A
2/25/10	50-61	-11	L	H
12/29/10	66-74	-8	L	A
1/29/11	84-89	-5	L	H
1/26/12	72-77	-5	L	A
3/3/12	60-61	-1	L	H

VALPARAISO (0-1)				
Home:	0-0	Away:	0-1	Neut.: 0-0
Date	Score	Mar.	W/L	Site
2/11/50	60-78	-18	L	A

VANDERBILT (0-2)				
Home:	0-0	Away:	0-1	Neut.: 0-1
Date	Score	Mar.	W/L	Site
11/27/87	62-91	-29	L	A
11/30/90	70-74	-4	L	N

VILLANOVA (2-2)				
Home:	2-1	Away:	0-1	Neut.: 0-0
Date	Score	Mar.	W/L	Site
2/22/50	56-80	-24	L	A
12/28/74	75-65	+10	W	H
12/30/85	61-76	-15	L	H
12/30/91	86-79	+7	W	H

VIRGINIA MILITARY INSTITUTE (1-0)				
Home:	1-0	Away:	0-0	Neut.: 0-0
Date	Score	Mar.	W/L	Site
11/28/99	78-61	+17	W	H

WAGNER (1-0)				
Home:	1-0	Away:	0-0	Neut.: 0-0
Date	Score	Mar.	W/L	Site
12/20/90	78-64	+14	W	H

WAKE FOREST (0-2)				
Home:	0-1	Away:	0-0	Neut.: 0-1
Date	Score	Mar.	W/L	Site
12/29/85	68-75	-7	L	H
11/26/93	49-87	-38	L	N

WASHINGTON (1-15)					
Home: 1-8		Away: 0-7		Neut.: 0-0	
Date	Score	Mar.		W/L	Site
1937-38	24-76	-52		L	H
1/31/53	55-83	-28		L	H
12/3/54	60-89	-29		L	A
12/4/54	58-69	-11		L	A
12/8/58	62-67	-5		L	H
2/10/60	62-64	-2		L	H
2/12/60	64-74	-10		L	H
12/12/60	46-73	-27		L	H
12/30/65	70-83	-13		L	H
1/28/66	52-111	-59		L	A
1/29/66	58-87	-29		L	A
12/30/72	85-75	+10		W	H
1/19/74	70-80	-10		L	A
1/23/76	77-87	-10		L	H
1/24/76	68-73	-5		L	H
12/28/84	63-81	-18		L	H

H ALL-TIME RESULTS

Note: The University of Hawai'i basketball team fielded its first team in 1912-13 when UH defeated McKinley High School, 14-13. For the first two decades, the Rainbows played mostly against high school and intramural teams. Team rosters reflect players who appear in at least one regular-season contest.

1912-13

Record: **6-1**

Coach: **None**

McKinley HS	W	14-13
McKinley HS	W	14-13
Palama	W	28-26
Fort DeRussy	W	16-1
Fort DeRussy	L	12-29
Palama	W	26-15
Fort Shafter	W	32-3

No team during 1913-14 season

1914-15

Record: **3-4**

Coach: **None**

St. Louis HS	L	18-36
McKinley HS	L	20-28
St. Louis HS	W	17-14
McKinley HS	W	17-8
St. Louis HS	L	12-14
St. Louis HS	L	14-19
McKinley HS	W	16-14

1915-16

Record: **4-1-1**

Coach: **None**

Captain: **William Barnhart**

Kamehameha HS	W	24-7
Punahou HS	W	22-10
McKinley HS	L	9-28
St. Louis HS	T	16-16
Kamehameha HS	W	18-12
McKinley HS	W	—

No teams during 1916-17, '17-18 seasons

1918-19

Record: **2-5**

Coach: **David Crawford**

Marines	L	15-83
1st Infantry	W	40-14
Outrigger Canoe Club	L	13-47
Coast Defense	L	18-74
Dpt. Hospital (forfeit)	W	2-0
Goeas Beaus	L	19-42
Signal Corps (forfeit)	L	0-2

1919-20

Record: **2-5**

Coach: **Edward Williford**

Schofield	W	23-22
17th Artillery	L	15-49
Coast Artillery	L	17-24
National Guard	L	19-33
Navy	W	—
Schofield	L	22-38
Navy	L	—

No team during 1920-21 season

1921-22

Record: **11-5**

Coach: **Otto "Proc" Klum**

Palama Maroons	W	44-20
Navy	W	31-18
Luke Field	W	41-12
Marines	W	28-18
Outrigger Canoe Club	W	39-36
All Chinese Athletes	L	28-33
National Guard	L	16-25
Outrigger Canoe Club	L	32-34
National Guard	L	26-37
Palama Maroons	W	22-16
Hilo School Alumni	L	20-21
35th Infantry	W	29-14
Kauai HS	W	44-17
Lihue	W	35-19
Makaweli	W	31-23
All-Kauai	W	37-15

1922-23

Record: **2-3**

Coach: **Otto "Proc" Klum**

National Guard		
Fort Shafter	W	32-20
Knights of Columbus	W	49-38
Palama	L	23-29
All Chinese Athletes	L	27-28

1923-24

Record: **3-4**

Coach: **Charles Jones**

Central YMCA	W	35-25
Palama Maroons	L	14-54
Schofield	L	36-49
Navy	L	26-29
All Chinese Athletes	W	35-3
Fort Shafter	W	27-24
National Guard	L	17-42

1924-25

Record: **7-3**

Coach: **Charles Jones**

Captain: **Carl Farden**

Central YMCA	W	25-2
27th Infantry	W	32-27
Sub Base	W	41-23
Palama Maroons	L	20-22
All Chinese Athletes	L	24-29
Marines	W	32-14
Nuuuanu YMCA	W	38-19
Normal School	W	26-18
"Tokyo" All-Stars	W	36-11

1925-26

Record: **2-4**

Coach: **Charles Jones**

Fort Shafter	L	19-40
All Chinese Athletes	W	29-24
Central YMCA	W	19-9
National Guard	L	19-28
Palama Maroons	L	24-27
Normal School	L	9-14

1926-27

Record: **6-2**

Coach: **Leslie Harrison**

Captain: **Archibald Kaaua**

All Chinese Athletes	L	29-37
Marines	W	30-22
Bachelots	W	24-17
Normal School	W	19-14
All Chinese Athletes	L	13-37
Palama	W	32-24
Honolulu AC	W	26-19
All Chinese Athletes	W	24-22

1927-28

Record: **3-4**

Coach: **Leslie Harrison**

Central YMCA	W	27-2
Kalihi AC	L	27-29
Normal School	W	27-15
Nuuuanu YMCA	W	37-30
Honolulu AC	L	25-31
Palama Maroons	L	2-29
All Chinese Athletes	L	25-31

1928-29

Record: **3-4**

Coach: **Leslie Harrison**

Captain: **Kan Mung Chun**

Nuuuanu YMCA	W	30-28
Normal School	W	28-36
Palama Maroons	L	28-47
Honolulu AC	L	23-37
All Chinese Athletes	L	29-31
Central YMCA	L	2-33
Korean Delta Frats	W	31-22

1929-30

Record: **3-4**

Coach: **Claude Swann**

Captain: **Hung Dau Ching**

Honolulu AC	L	19-36
Nuuuanu YMCA	L	2-37
Korean Delta Frats	W	37-28
Palama Maroons	L	24-45
Central YMCA	W	33-22
All Chinese Athletes	L	26-38
Normal School	W	34-29

1930-31

Record: **8-0**

Coach: **Eugene "Luke" Gill**

Aloha Amateurs	W	31-28
Central YMCA	W	32-29
Normal School	W	4-2
McKinley HS	W	30-2
Latter Day Saints	W	38-33
Korean Delta Frats	W	43-2
Palama Maroons	W	35-29
All Chinese Athletes	W	35-31

1931-32

Record: **9-0**

Coach: **Eugene "Luke" Gill**

Captain: **Ted Nobriga**

All Chinese Athletes	W	36-2
Palama Maroons	W	53-37
Aloha Amateurs	W	44-40
All Chinese Athletes	W	38-25
Palama Maroons	W	29-23
Aloha Amateurs	W	48-4
Hilo Wreckers	W	65-22
Hanalei	W	38-36
Matson	W	24-19

1932-33

Record: **11-5**

Coach: **Eugene "Luke" Gill**

Captain: **George Hansen**

Hawaiian Department	W	49-33
Luke Field	L	29-37
Luke Field	W	39-33
All Chinese Athletes	W	39-26
Palama Maroons	L	29-30
Aloha Amateurs	W	37-26
Kahului AC	W	55-34
Spartan Radio	W	45-3
Lahaina Pirates	W	43-34
Wailuku Japanese AC	W	46-23
All Chinese Athletes	W	39-37
Palama Maroons	L	34-44
Aloha Amateurs	W	38-34
Palama Maroons	L	35-45
Meiji University (Japan)	W	45-40
Wichita Henrys	L	42-64

1933-34

Record: **2-4**

Coach: **Eugene "Luke" Gill**

Nuuuanu YMCA	L	33-40
Kilby Florists	L	40-44
Vagabonds	L	30-41
Blookie Bullets	W	33-20
Citywide AC	W	53-27
Palama Maroons	L	38-46

1934-35

Record: **8-3**

Coach: **Eugene "Luke" Gill**

Aloha Amateurs	W	50-42
Elks	L	30-37
Vagabonds	L	28-30
Waiakea Pirates	W	50-26
Hilo HS	W	56-36
Hilo Chinese	W	49-32
Korean Delta Frats	W	49-32
Elks	W	45-38
Nuuuanu YMCA	W	44-36
Nuuuanu YMCA	L	36-39
Nuuuanu YMCA	W	40-32

1935-36

Record: **8-7**

Coach: **Eugene "Luke" Gill**

Captain: **Ernest Moses**

3rd Engineers	L	26-65
Palama Maroons	W	50-33
Vagabonds	W	31-25
Matson	W	40-35
Palama Maroons	L	28-29
Elks	L	24-32
Vagabonds	W	38-34
Matson	L	40-51
Chong Clothiers	W	50-33
Elks	L	27-43
Navy	W	47-43
Fort Kamehameha	L	37-47
3rd Engineers	L	37-72
Chong Clothiers	W	44-4
3rd Engineers	W	46-32

1936-37

Record: **9-3**

Coach: **Eugene "Luke" Gill**

Captain: **Tommy Kaulukukui**

Vagabonds	L	28-34
Nuuanu YMCA	W	43-34
Elks	L	40-44
Aiea AA	W	59-18
Chinese	W	52-22
Matson	W	47-42
Apollo	W	45-38
Log Cabins	W	44-34
Elks	W	34-30
Matson	L	4-46
Log Cabins	W	58-48
Matson	W	46-38

1937-38

Record: **5-9**

Coach: **Eugene "Luke" Gill**

Tam Maluhian	W	39-11
JAAC	L	26-29
Wailuku AA	L	58-72
Matson	L	39-47
Aiea AA	W	61-29
Apollo	L	29-32
Dragons	L	35-61
Hawaiian Pine	W	36-3
Log Cabin	L	26-27
Matson	W (ot)	28-26
Palama Maroons	L	30-42
Matson	W	39-26
Wailuku AA	L	27-32
Washington	L	24-76

1938-39

Record: **7-6**

Coach: **Eugene "Luke" Gill**

Captain: **Walter Mookini**

Palama Maroons	W	57-30
Confederation Life	W	38-28
Cromwell Hawaiians	L	24-30
Aiea AA	W	53-46
Hoffman Cafe	L	41-43
Dragons	L	36-48
Confederation Life	L	35-40
Elks	L	28-53
Cromwell Hawaiians	L	39-45
Maui Agricultural Co. W		42-29
Dragons	W	56-41
Wailuku Sugar Co. W		40-34
Hoffman Cafe	W	47-44

1939-40

Record: **10-4**

Coach: **Eugene "Luke" Gill**

Captain: **Arthur Campbell**

Empire Billiards	L	38-41
South Seas	W	56-55
Alex Sandwich	W	47-29
Palama Maroons	W	49-34
Coca Cola	L	45-52
Empire Billiards	W	56-36
Elks	W	56-40
South Seas	W	56-48
Coca Cola	W	58-4
Matson	W	46-34
Cromwell Hawaiians	W	44-38
Wailuku AA	W	37-28
Ap. 8 Oregon State	L	39-49
Coca Cola	L	48-60

1940-41

Record: **11-6**

Coach: **Eugene "Luke" Gill**

Captain: **Arthur Campbell**

Fresno State	L	34-41
Army All-Stars	W	58-52
Coca Cola	L	23-33
Matson	W	38-37
Mainland Collegians	L	34-42
Palama Maroons	W	66-34
Charlie Chan	W	68-33
South Seas	W	56-33
Empire Billiards	W	64-47
Elks	W	51-35
Coca Cola	W	43-4
Mainland Collegians	L	34-41
Matson	W	50-35
HVAA	W	57-26
Palama Maroons	W	66-5
Ap. 7 Oregon	L	44-52
Coca Cola	L	32-38

1941-42

Record: **3-5**

Coach: **Bert Chan Wa**

Coca Cola	L	46-61
Red Hill	W	54-42
Dragons	L	49-53
Na Aliis	L	48-53
Hawaii Training Grads	L	44-52
Alex Sandwich	W	61-60
Alex Sandwich	W	48-44
Dragons	L	38-49

No teams during 1941-43, '43-44, '44-45, '45-46 seasons

1946-47

Record: **9-8**

Coach: **Bert Chan Wa**

Navy Badgers	W	58-42
CYO	W	51-49
Ewa	W	61-25
Sports Stars	W	49-34
Dragons	W	68-31
Hickam	W	64-44
Nuuanu YMCA	W	63-44
Kalihi AC	W	50-43
Navy All-Stars	W	60-59
F 20 at St. John's	L	37-80
F 22 at St. Joseph's	L	53-66
F 24 at Muhlenberg	L	64-77
F 27 at Canisius	L	43-45
M 1 at Western Kentucky	L	37-67
M 3 at Marshall	L	57-84
M 7 at Utah State	L	37-51
M10 at Nevada-Reno	L	50-57

1947-48

Record: **24-3**

Coach: **Art Gallon**

138th Truckers	W	50-33
Valley Forge	W	60-46
Liberty House	W	75-63
Maid Rites	W	65-53
Army Special Troops	W	72-33
Navy Receiving	W	52-35
Ewa	W	37-36
7th Fighter Wing	W	58-24
Maui Agricultural Co. W		73-41
Wailuku Sugar Co. W		57-39
Navy	W	58-35
593rd QM Service Co. W		68-42

Sports Stars	W	63-44
Hawaii Marines	W	62-27
Honolulu Police	W	69-46
CYO	W	44-42
Islanders	W	76-30
Hickam	W	58-29
Navy	W	61-29
Maid Rites	W	69-41
Ewa	W	57-23
F 21 at Seattle	W	47-34
F 23 at Central Washington	L	41-57
F 25 at Pacific Lutheran	L	54-65
F 26 at Southern Oregon	W	49-46
F 28 at Nevada	L	47-53
Eagles	W	60-45

1948-49

Record: **21-6**

Coach: **Art Gallon**

Nisei All-Stars	W	56-30
Puerto Rican All-Stars	W	69-53
Oakland Bittners	L	32-55
Mikimiki	W	74-41
Hilo Collegians	W	71-34
Navy	W	54-48
South Sector	W	89-51
Liberty House	W	57-49
Commercial All-Stars	W	44-41
National Photo	W	51-38
55th Medium Port	W	72-49
Weyenberg Shoes	L	51-63
Hawaiian All-Stars	W	47-39
Aiea AA	W	76-42
Shop 07	W	66-40
Charlie's Arcade	W	64-58
South Sector	W	64-46
South Stars	W	70-46
Hickam AACs	W	85-40
AJA All-Stars	W	76-46
Chinen Service	W	64-60
20th Century	W	68-33
at Oakland Bittners	L	53-71
at Nevada	L	51-70
at Regis	L	58-72
at Emporia State	W	64-56
M 8 vs. North Dakota%	L	53-70

% - National Intercol. Basketball Tournament (Kansas City, MO)

1949-50

Record: **22-17**

Coach: **Art Gallon**

Schofield Barracks	W	43-20
Subpac Raiders	W	70-63
Wreckers (Hilo)	W	86-34
Hilo Eagles	W	86-47
Schofield	W	55-46
National Dollar	L	49-68
Waimea AC	W	90-37
Lihue AJA	W	73-36
D 30 Hamline (MN)	L	49-75
J 4 Hamline (MN)	L	49-59
20th Century	W	67-43
Weyenberg Shoes	W	60-35
Naval Base	W	80-39
Subpac Raiders	L	52-65
Hickam AACs	W	68-52
Hickam MATS	W	68-53
OREL Co.	W	82-45
F 4 at California	L	60-84
F 7 at Creighton	L	68-74
F 9 at Bradley	L	53-77

F 11 at Valparaiso	L	60-78
F 13 at Beloit	L	52-80
F 16 at Lawrence Tech	L	48-58
F 17 at John Carroll	W	65-61
F 18 at Buffalo	L	50-69
F 20 at Bridgeport	L	68-70
F 22 at Villanova	L	56-80
F 23 at Seton Hall	L	69-80
F 24 at St. Francis	L	54-76
F 25 at Siena	L	43-65
Chinen Service	L	54-58
Sports Stars	W	77-40
National Photo	W	58-44
McKinley Auto Paint	W	68-51
Weyenberg Shoes	W	84-48
20th Century	W	63-40
Chinen Service	W	80-53
Chinen Service	W	61-21
Maui	W	86-60

1950-51

Record: **16-11**

Coach: **Art Gallon**

Schofield Barracks	W	86-28
Sleet Marines	W	59-53
Hickam MATS	W	57-48
Barbers Point Pointers	W	62-57
Hickam MATS	W	53-51
Subpac Raiders	L (ot)	58-60
Universal Motors	W	60-56
Oldsmobile Rockets	W	65-48
Service Center	L	43-45
Subpac Raiders	W	51-49
F 2 California	L	46-54
Naval Base	W	54-50
Oldsmobile Rockets	W	74-51
Service Center	L	42-56
Barbers Point Pointers	W	49-42
Universal Motors	L	55-69
Subpac Raiders	W (ot)	73-70
Communicators	W	62-38
Hickam MATS	W	65-52
Oregon State	L	43-55
Bradley	L	57-88
Universal Motors	L	58-61
West Maui	W	75-54
Universal Motors	L	48-50
Universal Motors	W	64-63
Hickam MATS	L	56-59
Steward Chevrolet	L	42-89

1951-52

Record: **7-11**

Coach: **Al Saake**

Captain: **Al Manlinguis**

D 18 HABA All-Stars	W	52-47
D 20 Subpac Raiders	L	46-47
D 26 HI Infantry	L	54-65
D 27 HI Infantry	L	57-61
D 29 Barbers Point Pointers	W	58-46
J 2 Memphis State	W	68-61
J 9 Universal Motors	L	54-58
J 12 Hickam MATS	L	47-66
J 16 Portland	L	46-58
J 23 San Jose State	L	42-44
J 30 USC	W	67-56
F 6 California	L	46-72
F 13 St. Mary's	W (2ot)	61-60
F 21 Hickam MATS	W	67-63
F 22 Universal Motors	L	57-71
F 23 Subpac Raiders	W	58-56
F 27 Santa Clara	L	52-71
M 8 Washington State	L	54-67

1952-53

Record: **13-14**

Coach: **Al Saake**

N 13	Pearl Harbor Marines	L	67-77
N 18	Subpac Raiders	W	59-56
	Barbers Point Pointers	W	67-34
	Hawaii All-Stars	W	59-57
N 29	HI Infantry	W (ot)	65-43
D 5	at USC	L (ot)	54-59
D 6	at USC	L	56-62
D 8	at Pepperdine	W	75-53
D 10	at Loyola Marymount	L	51-57
D 12	at California	L	40-77
D 13	at St. Mary's	L	68-81
D 16	at Lewis & Clark	L	41-61
D 17	at Willamette	W	70-56
J 7	Naval Base	W	110-54
J 8	Nisei AC	W	92-68
J 14	Universal Motors	W	61-53
J 16	Universal Motors	L	56-83
J 24	Stanford	W	70-59
J 31	Washington	L	55-83
F 7	USC	L	66-91
F 14	Santa Clara	L	55-80
F 21	St. Mary's	L	63-71
F 22	St. Mary's	L	47-57
F 25	Universal Motors	W	53-50
F 29	Universal Motors	L	67-77
M 4	Hilo All-Stars	W	88-53
M 7	Oregon State	W	74-58

1953-54

Record: **14-17**

Coach: **Al Saake**

Captains: **Willie Lee, Fred Furukawa**

N 10	Pearl Harbor Admirals	W	66-53
N 12	Subpac Raiders	W	90-34
N 17	Barbers Point Pointers	L	58-64
N 19	Hickam Flyers	W	84-60
N 25	Barbers Point Pointers	L	34-54
N 27	Pearl Harbor Admirals	W	72-57
D 3	at Willamette	W	69-50
D 4	at Oregon State	L	54-73
D 5	at Oregon State	L	50-55
D 7	at Eastern Washington	W	46-42
D 8	at Idaho	L	39-65
D 9	at Washington State	W	47-45
D 11	at USC	L	46-60
D 12	at USC	L	49-71
D 18	at Santa Clara	L	49-68
D 19	at Stanford	L	71-82
D 21	at California	L	56-77
D 22	at California	L (2ot)	70-73
D 30	California	L	51-61
J 11	Universal Motors	W	75-62
J 13	Universal Motors	W	69-59
J 14	Universal Motors	L	60-66
J 20	Whitworth	W	84-60
J 22	Subpac Raiders	W	86-65
J 27	USC	W	77-57
J 29	USC	W	63-56
F 3	Utah	W	76-57
F 5	Utah	L	61-62
F 10	Santa Clara	L	55-72
F 13	Santa Clara	L	60-77
	Army	L	65-70

1954-55

Record: **5-16**

Coach: **Ah Chew Goo**

Captain: **Harvey Lee**

	ComServPac Packers	L	61-65
	Barbers Point Pointers	W	62-57
	Communications	W	63-54
	Hickam Flyers	W	92-62
D 1	at Oregon State	L	47-69
D 3	at Washington	L	60-89
D 4	at Washington	L	58-69
D 6	at Utah	L	67-109
D 7	at Utah	L	52-76
D 13	at USC	L	54-74
D 14	at USC	L	63-90
	at Stanford	L	58-85
D 20	Santa Clara	L	61-67
D 30	Santa Clara	L	67-71
J 1	Santa Clara	L	59-63
	Cal State Los Angeles	W	54-48
	Cal State Los Angeles	W	61-49
	Stanford	L	51-71
	Stanford	L	51-58
J 28	USC	L	43-76
J 29	USC	L	58-84

1955-56

Record: **14-12**

Coach: **Ah Chew Goo**

	Tripler	W	96-85
	Marines	L	53-70
	Naval Base	W	72-63
	Hickam Flyers	L	62-66
	Fort Shafter	L	83-88
	Navy Packers	W	68-64
	Tripler	W	95-76
	Hawai'i Marines	L	60-61
	Naval Base	W	76-72
	Hickam Flyers	L	63-74
	Fort Shafter	L	82-87
	Navy Packers	L	57-62
	Tripler	W	92-62
	Hawai'i Marines	W (ot)	75-74
	Naval Base	L	60-67
J 5	Utah	L	77-97
J 28	Utah	L (ot)	85-89
	Fort Shafter	W	84-82
	Navy Packers	W (ot)	104-97
	Hickam Flyers	W	80-63
	Tripler	W	90-70
	Hawai'i Marines	L	82-85
	Naval Base	W	107-72
	Fort Shafter	W	80-68
	Navy Packers	W	90-89
	Hickam Flyers	L	81-82

1956-57

Record: **12-18**

Coach: **Ah Chew Goo**

	ComServPac Packers	L	75-76
D 3	at Utah	L	61-94
D 4	at Utah	L	60-93
D 7	at Idaho State	L	74-83
D 8	at Idaho State	L	72-84
D 11	at USC	L	56-85
D 12	at USC	L	74-93
	at Loyola Marymount	L	58-81
	at Loyola Marymount	L	61-70
	at Seattle	L	79-94
	Subpac Raiders	W	79-74
	Hawai'i Marines	L	85-87
	Hickam Flyers	W	90-62
	Naval Base	W	123-60

	Barbers Point Pointers	W	84-80
	ComServPac Packers	W	97-75
	Subpac Raiders	L	79-94
	Hawai'i Marines	L	90-122
	Hickam Flyers	W	108-96
	ComServPac Packers	L	65-70
	Naval Base	W	85-67
	Loyola Marymount	W	79-62
	Loyola Marymount	W	91-68
F 1	USC	L	66-67
F 2	USC	W	73-67
	Hawai'i Marines	L	94-110
	Naval Base	W	113-71
	Barbers Point Pointers	W	71-70
	ComServPac Packers	L	66-76
	25th Division	L	59-73

1957-58

Record: **9-11**

Coach: **Al Saake**

D 2	Coast Guard	W	67-34
D 13	Ford Island Islanders	W	54-37
D 18	Pearl Harbor Navy	L	57-65
D 21	CincPac Fleet	W	95-46
J 8	Hawai'i Marines	L	61-83
J 11	Army Special Troops	L	65-78
J 16	35th Infantry Cacti	W	64-57
J 18	35th Infantry Cacti	L	51-78
J 25	Alumni	L	50-62
J 31	Utah	L	54-66
F 1	Utah	L	54-82
F 7	Idaho State	L	38-77
F 8	Idaho State	L	53-85
F 11	Coast Guard	W	73-56
F 19	Pearl Harbor Navy	L	63-67
F 24	Division Armor	W	80-58
F 26	35th Infantry	W	75-65
F 28	Ford Island	W	67-56
M 3	Special Troops	L	67-86

1958-59

Record: **13-11**

Coach: **Al Saake**

N 22	Alumni	W	71-50
N 25	Subpac Raiders	W	88-55
N 29	Hickam Flyers	W	96-69
D 2	35th Infantry Cacti	W	81-66
D 4	Division Trains	W	95-68
D 8	at Washington	L	62-67
D 10	at Lewis & Clark	L	61-76
D 12	at Oregon State	L	40-59
D 16	at USC	L	56-76
D 17	at USC	L	42-72
D 20	at Cal St. Los Angeles	L	68-93
D 23	at Westmont	W (ot)	73-71
D 27	vs UC Santa Barbara%	W	69-67
D 29	vs. Kent State%	L	75-91
	(later forfeited)		
J 9	Hawai'i Marines	L	59-65
J 14	Seattle	L	67-81
J 16	Seattle	L	62-79
J 28	USC	W	60-56
J 30	USC	L	74-87
F 4	Cal State Los Angeles	W	93-89
F 6	Cal State Los Angeles	W	116-107
F 13	ComServPac^	L	75-82
F 14	Naval Air^	W	80-60
F 17	Nationalist China	W	85-60

% - California Winter Classic (Santa Maria, CA)

^ - played in Hilo, Hawai'i

1959-60

Record: **9-18**

Coach: **Al Saake**

N 21	Alumni	W	87-59
N 23	Pearl Harbor Admirals	W	84-62
N 25	Subpac Raiders	W	74-65
D 2	Oregon State	W	56-51
D 3	Oregon State	L	46-72
D 7	at Seattle	L	54-83
D 8	at Seattle	L	68-102
D 11	at Lewis & Clark	W	56-45
D 14	at Santa Clara	L	47-70
D 15	at Santa Clara	L	55-63
D 17	vs. Westmont%	L	45-61
D 18	vs. Loyola Marymount%	L	53-71
D 22	at USC	L	43-91
D 23	at USC	L	49-73
D 26	vs. Washington St.\$	L	45-71
D 28	vs. Denver\$	L	59-76
D 29	vs. Portland\$	L	52-65
J 6	Lewis & Clark	W	79-55
J 8	Lewis & Clark	W	85-62
J 13	Santa Clara	L	59-60
J 15	Santa Clara	W	81-80
J 27	USC	L	61-69
J 29	USC	L	59-69
F 5	UC Santa Barbara	W	77-70
F 6	UC Santa Barbara	L	49-77
F 10	Washington	L	62-64
F 12	Washington	L	64-74

% - California Winter Classic (Santa Maria, CA)

\$ - Far West Classic (Santa Maria, CA)

1960-61

Record: **10-11**

Coach: **Al Saake**

Captain: **Frank DeLauro**

N 12	Alumni	W	68-55
N 16	Mutual Express	W	67-55
N 18	Pearl Harbor Admirals	W	82-47
N 23	Subpac Raiders	L	68-78
N 26	Hawai'i Marines	L	67-81
N 30	San Francisco	L	58-68
D 1	San Francisco	W	63-61
D 7	CS Northridge	W	82-54
D 9	CS Northridge	W	85-68
D 12	at Washington	L	46-73
D 14	at Seattle	L	53-73
D 16	at Seattle Pacific	W (2ot)	71-66
D 19	at San Francisco	L	38-67
D 20	at San Francisco	L	54-65
D 22	at USC	L	56-89
D 23	at USC	L	69-91
D 26	at CS Northridge	W	73-67
D 27	at CS Northridge	W	83-75
J 11	Santa Clara	L	49-63
J 13	Santa Clara	L	54-74
J 18	Naval Air	W	95-77

1961-62

Record: **8-13**

Coach: **Al Saake**

Captain: **Norman Ching**

N 4	Alumni	W	81-50
N 7	Mutual Express	W	55-53
N 9	Hickam Flyers	W	91-70
N 14	Subpac Raiders	L	70-79
N 16	ComServPac Packers	L	53-55
N 22	Pearl Harbor Admirals	W	73-60
N 24	Hawai'i Marines	W	63-57
D 1	Hawai'i Marines	L	65-66
D 6	Pepperdine	L (ot)	65-70
D 8	Pepperdine	W	57-55

D 12	Loyola Marymount	L	60-79
D 15	Loyola Marymount\$	L	57-75
D 16	Loyola Marymount\$	L	66-67
D 18	at Santa Clara	L	50-66
D 19	at Santa Clara	L	53-67
D 23	at San Francisco	L	67-77
D 28	vs. Westmont%	W	66-63
D 29	vs. UC Santa Barbara%	L	65-69
J 3	at Loyola Marymount	L	55-82
J 4	at Pepperdine	L	52-74
J 16	Hawai'i Marines	W	76-72

\$ - at Hilo, Hawai'i

% - California Winter Classic (Santa Maria, CA)

1962-63

Record: **12-16**

Coach: **Al Saake**

	Alumni	W	96-52
	Subpac Raiders	W	68-52
	ComServPac Packers	L	62-81
	Mutual Express	L	63-73
	Hickam Flyers	L	51-63
N 20	BYU-Hawai'i	W	110-43
	Hawai'i Marines	W	70-59
	BYU-Hawai'i	W	72-43
	Pearl Harbor Admirals	W	50-38
D 5	USC	L	46-59
	Meiji (Japan)	W	107-86
D 8	USC	L	59-78
D 12	UC Santa Barbara	W	67-56
D 14	UC Santa Barbara	W	60-59
	Tennessee State	L	85-97
	Tennessee State	L	(ot)78-79
	Tennessee State	L	67-71
	vs. Westmont%	W	71-70
	vs. UC Santa Barbara%	L	49-71
	at Loyola	L	59-74
J 3	at Tennessee Tech	L	58-67
	at Tennessee State	L	68-73
J 7	at Memphis State	L	60-96
J 10	at Pepperdine	L	59-64
J 12	at Pepperdine	L	61-93
	Japan Steel	W	72-50
	Mutual Express	W	82-57
J 16	Pepperdine	L	54-65

% - California Winter Classic (Santa Maria, CA)

1963-64

Record: **8-11**

Coach: **Red Rocha**

	Alumni	W	71-59
	Hawai'i Panthers	L	80-85
	Pearl Harbor Admirals	W	92-79
	Hawai'i Marines	W	83-68
	Tennessee State	L	64-66
	Tennessee State	W(2ot)	67-65
	Tennessee State	L	67-70
	at Cal State Los Angeles	L	76-100
	at Cal State Los Angeles	L	77-82
	at SD Marines	W	(ot)78-77
	at U.S. International	L	49-57
	at Pacific	L	60-104
J 7	Oregon State	L	55-71
J 11	Oregon State	L	44-70
J 14	Utah	W	80-63
J 15	Utah	L	61-67
	Army Redlanders	W	75-61
	Hickam Flyers	W	72-66
	Subpac Raiders	L	74-82

1964-65

Record: **6-17**

Coach: **Red Rocha**

Captain: **Dennis Chai**

	Alumni	W	105-61
	Army Redlanders	W	94-89
	Subpac Raiders	L	78-79
	Hawai'i Marines	L	63-84
	San Francisco	L	72-95
D 27	Subpac!	L	68-75
D 29	Boston College!	L	74-120
D 30	Arizona State!	L	69-83
	Hickam Flyers	W	81-74
	Subpac Raiders	L	89-96
	Army Redlanders	W	102-90
	Hawai'i Marines	L	83-108
	Oklahoma City	L	79-88
	Oklahoma City	L	84-100
	Pearl Harbor Admirals	W	

71-60

F 1	at USC	L	51-85
F 2	at USC	L	75-101
F 5	at New Mexico	L	39-76
F 6	at New Mexico	L	59-89
F 9	at Oregon State	L	61-92
F 10	at Seattle	L	62-98
F 15	at Idaho	L	75-89
F 16	at Montana State	W	73-69

! - Rainbow Classic (Honolulu)

1965-66

Record: **2-24**

Coach: **Red Rocha**

Captain: **Wally Rezentes**

	Alumni	L	72-75
	Pearl Harbor Admirals	W	85-75
D 8	USC	L	55-90
D 11	USC	L	52-69
D 17	New Mexico	L	42-72
D 18	New Mexico	L	48-99
D 27	Army!	L	73-87
D 29	Tennessee!	L	41-88
D 30	Washington!	L	70-83
	Army Redlanders	L	73-88
	Hawai'i Marines	L	52-78
	Hawai'i Movers	W	68-58
J 21	Santa Clara	L	57-90
J 22	Utah	L	67-122
	at British Columbia	L	61-63
	at British Columbia	L	59-68
J 28	at Washington	L	52-111
J 29	at Washington	L	58-87
J 31	at Oregon	L	47-82
F 1	at Oregon State	L	36-72
F 4	at Montana	L	72-94
F 5	at Idaho	L	72-95
F 7	at Utah	L	50-88
F 9	at Arizona State	L	74-113
F 23	Oklahoma City	L	77-104
F 26	Oklahoma City	L	76-104

! - Rainbow Classic (Honolulu)

1966-67

Record: **4-20**

Coach: **Red Rocha**

Captain: **Harvey Harmon**

D 2	Oregon State	L	56-61
D 5	Oregon State	L	54-58
D 10	at Houston	L	59-93
D 12	at SMU	L	72-92
D 14	at Tulsa	L	58-84
D 19	Oregon	L	69-77

D 22	Oregon	L	64-73
D 27	Montana!	W	61-55
D 29	California!	L	69-83
D 30	Portland!	L	64-68
J 7	Loyola	W	90-81
	Hawai'i Marines	W	95-82
J 23	UNLV	L	71-76
J 25	at Arizona State	L	64-79
J 26	at Utah State	L	64-106
J 28	at Oklahoma City	L	85-133
J 29	at Oklahoma City	L	62-116
J 31	at North Texas State	L	64-89
F 2	at Centenary	L	78-85
F 6	at Notre Dame	L	58-90
F 8	at Purdue	L	64-93
F 24	Idaho	L	66-69
F 25	Idaho	L	68-69
	Japan National Team	W	76-71

! - Rainbow Classic (Honolulu)

1967-68

Record: **16-9**

Coach: **Red Rocha**

Captain: **Harvey Harmon**

	Hickam Flyers	W	92-85
D 6	Miami (Fla.)	L	83-102
D 7	Miami (Fla.)	W	110-76
D 11	Nebraska	W	82-74
D 13	Nebraska	W	86-72
D 15	at Weber State	L	57-68
D 16	at New Mexico	L	75-84
D 19	at UNLV	L	86-97
D 27	Northwestern!	L	71-96
D 29	Subpac!	W	86-79
D 30	Ohio State!	W	80-76
J 3	Seattle	W	59-58
	Philips Oilers	W	94-84
	Service Center	L	(ot)84-91
J 22	Nevada	W	85-72
J 23	Nevada	W	63-43
J 26	at Alaska-Fairbanks	W	84-68
J 27	at Alaska-Fairbanks	W	86-68
J 29	at Alaska Methodist	W	95-68
F 1	at Puget Sound	W	95-80
F 2	at Portland State	L	73-90
F 5	Arizona State	W	84-68
F 8	Arizona State	L	58-60
F 23	UNLV	W	80-68
F 26	UNLV	L	74-77

! - Rainbow Classic (Honolulu)

1968-69

Record: **8-16**

Coach: **Red Rocha**

Captain: **Lewis Little**

Home Attendance: **52,499 (avg. 3,281)**

D 5	New Mexico	L	56-63
D 6	New Mexico	L	62-77
D 9	Weber State	L	67-81
D 13	Weber State	L	68-72
D 18	at Texas Christian	L	59-89
D 20	vs. Baylor%	L	69-78
D 21	vs. Mississippi State%	W	74-69
D 27	Subpac!	W	88-86
D 28	Santa Clara!	L	59-81
D 30	Purdue!	L	68-97
J 3	Alaska-Fairbanks	W	86-69
J 4	Alaska-Fairbanks	W	89-70
J 6	Oklahoma City	L	58-70
J 23	at Florida State	L	60-92
J 25	at Georgia Tech	L	59-85
J 27	at Jacksonville	L	65-89
J 28	at Jacksonville	L	61-72

J 31	at Miami (Fla.)	L	82-84
F 5	Centenary (ot)	W	(ot)75-73
F 6	Centenary (ot)	W	(ot)84-81
F 11	Puget Sound (ot)	W	(ot)85-84
F 15	Puget Sound	L	84-95
F 27	SW Louisiana	W	75-67
M 1	SW Louisiana	L	57-70

% - Bayou Classic (Lafayette, LA)

! - Rainbow Classic (Honolulu)

1969-70

Record: **6-20**

Coach: **Red Rocha**

Captains: **Eddie Agard, Tom Newell**

Home Attendance: **84,478 (avg. 4,224)**

D 5	Washington State	L	83-94
D 6	Washington State	L	80-96
D 12	Portland State	W	82-79
D 13	Portland State	W	94-79
D 20	Tahoe College	L	84-93
D 23	Tahoe College	W	102-94
D 26	Yale!	L	77-88
D 29	Drake!	L	76-102
D 30	Iowa!	L	60-111
J 2	Jacksonville	L	78-100
J 3	Houston	L	84-116
J 5	Jacksonville	L	58-63
J 9	Linfield	L	64-77
J 10	Linfield	W	89-78
J 12	at Redlands	L	78-89
J 13	at Whittier	L	72-93
J 24	at West Virginia	L	65-121
J 26	at Centenary	L	74-89
J 28	at Loyola	L	70-95
J 30	at Oregon State	L	56-76
F 6	Long Beach State	L	59-61
F 7	Long Beach State	L	63-67
F 20	SW Louisiana	L	66-83
F 21	SW Louisiana	L	72-86
F 26	Eastern Washington	W	82-67
F 27	Eastern Washington	W	86-64

! - Rainbow Classic (Honolulu)

H ALL-TIME RESULTS



1970-71
23-5 Overall
Coach: Red Rocha

D 3	Whittier	W	81-72
D 4	Whittier	W	87-82
D 19	Linfield	W	96-69
D 23	Linfield	W	106-79
D 26	New York!	W	101-63
D 29	Michigan!	W	83-76
D 30	Brigham Young!	W	94-90
J 5	at Loyola	L	104-111
J 7	at Rhode Island	W	92-82
J 9	at St. John's	L	76-82
J 11	at Arizona State	W	94-87
J 12	at Pepperdine	W	103-88
J 15	Trinity (TX)	W	94-74
J 16	Trinity (TX)	W	105-67
J 22	Lewis & Clark	W	91-76
J 23	Lewis & Clark	W	121-75
J 29	Rhode Island	W	97-67
J 30	Rhode Island	W	96-74
F 4	at San Diego State	L	95-107
F 6	at U.S. International	W	63-61
F 12	Alaska-Fairbanks	W	104-79
F 13	Alaska-Fairbanks	W	75-58
F 19	Georgia Tech	W	63-61
F 20	Georgia Tech	W	91-62
F 26	Centenary	W	98-74
F 27	Centenary	L	66-67
M22	vs. Oklahoma%	W (2ot)	88-87
M24	vs. St. Bonaventure%	L	64-73

! - Rainbow Classic (Honolulu)
% - National Invitation Tournament (New York, NY)

Team Roster: Al Davis, Tim DeSilva, Jerome Freeman, Dwight Holiday, Todd Huber, Steve Johns, Mike Kendall, Bob Nash, Tom Newell, John Penebacker, Dennis Sallas, Mark Skillicorn, Bob Titchenal
Captain: Jerome Freeman
Home Attendance: 118,510 (avg. 6,237)

Season Notes

- The "Fabulous Five" of Al Davis, Jerome Freeman, Dwight Holiday, Bob Nash and John Penebacker begin the golden years of UH basketball.
- UH earns first-ever bid to the National Invitation Tournament.
- Rainbows open NIT in New York with double-overtime win over Oklahoma, before falling to St. Bonaventure.
- UH captures first-ever Rainbow Classic title with 94-90 win over Brigham Young.

NIT



1971-72
24-3 Overall
Coach: Red Rocha

D 2	Oregon State	W	89-71
D 3	Oregon State	W	76-73
D 10	Linfield	W	97-68
D 11	Linfield	W	115-73
D 18	Florida State (forfeit)	W	30-10
D 22	Florida State	W	81-76
D 27	Northwestern!	W (ot)	85-83
D 29	California!	W	87-79
D 30	Arizona State!	W	87-77
J 4	at Loyola Marymount	L	78-88
J 8	at Centenary	W	96-91
J 10	at Rice	W	84-65
J 12	at Connecticut	W	77-71
J 15	at Portland	W	90-87
J 21	Pepperdine	W	94-85
J 22	Pepperdine	W	125-88
J 28	Redlands	W	106-49
J 29	Redlands	W	84-50
F 4	at Westmont	L	89-90
F 5	at UC Irvine	W	88-79
F 11	U.S. International	W	96-58
F 12	U.S. International	W	85-55
F 18	Oklahoma City	W	117-97
F 19	Oklahoma City	W	109-95
F 25	San Diego State	W	94-75
F 26	San Diego State	W	91-83
M11	vs. Weber State%	L	64-91

! - Rainbow Classic (Honolulu)
% - NCAA Tournament (Pocatello, ID)

Team Roster: Mike Blackshire, Tyrone Bradshaw, Al Davis, Jerome Freeman, Dwight Holiday, Todd Huber, Mike Kendall, Bob Nash, John Penebacker, Mark Skillicorn, Jim Wienstroer, Charlie Williams, Artie Wilson
Captain: Jerome Freeman
Home Attendance: 142,405 (avg. 7,495)

Season Notes

- UH earns first-ever NCAA Tournament bid.
- Senior Bob Nash becomes the school's first-ever All-American.
- UH averages a school-record 91.7 points per game, including a 125-point output versus Pepperdine.
- UH wins second straight Rainbow Classic championship.



1972-73
16-10 Overall
Coach: Red Rocha

D 1	UC Irvine	W	99-75
D 2	UC Irvine	W	99-82
D 8	Pacific Lutheran	W	87-62
D 9	Pacific Lutheran	W	99-80
D 15	UNLV	W	68-56
D 16	UNLV	W	94-74
D 27	Colorado State!	W	88-75
D 29	Louisville!	L	82-95
D 30	Washington!	W	85-75
J 2	at South Alabama#	L	76-87
J 3	vs. Mississippi State#	L	85-97
J 6	at Georgia Tech	L	82-85
J 9	at Abilene Christian	W	79-63
J 11	at Texas Christian	L	76-78
J 19	New Mexico	L	68-71
J 20	New Mexico	L	70-83
J 26	USC	L	84-97
J 27	USC	L	74-77
F 9	Portland	W	117-79
F 10	Portland	W	91-81
F 16	Centenary	L (ot)	71-78
F 17	Centenary	W	71-61
F 23	UC San Diego	W	108-72
F 24	UC San Diego	W	96-66
M 2	SW Louisiana	W	99-90
M 3	SW Louisiana(forfeit)	L	83-95

! - Rainbow Classic (Honolulu)
- Senior Bowl Classic (Mobile, AL)

Team Roster: Rod Aldridge, Bill Austin, Mike Blackshire, Tyrone Bradshaw, Gary Gray, Tom Henderson, Steve McGee, John Penebacker, Mark Skillicorn, Marv Vitatoe, Melton Werts, Skip Williams, Artie Wilson
Captain: Tom Henderson
Home Attendance: 157,395 (avg. 7,495)

Season Notes

- The Rainbows sell out all 21 of its home games at the Neal Blaisdell Center.
- UH is led by 1972 Olympian Tom Henderson, who averages a team-high 19.8 ppG.



1973-74
19-9 Overall
Coach: Bruce O'Neil

N 30	South Alabama	W	82-69
D 3	South Alabama	W	97-78
D 7	Westmont	W	89-74
D 8	Westmont	W	97-58
D 21	Loyola Marymount	W	82-73
D 22	Loyola Marymount	W	83-66
D 26	Santa Clara!	W	91-81
D 28	St. Joseph's (Pa.)!	W	73-62
D 29	Purdue(forfeit)!	W	76-67
J 4	Rice	W	109-75
J 5	Rice	W	99-71
J 10	at Missouri	L	74-86
J 12	at Oklahoma City	W	72-70
J 15	at Oregon State	L	62-86
J 17	at Portland	W	57-52
J 19	at Washington	L	70-80
J 25	St. Mary's (CA)	L	85-86
J 26	St. Mary's (CA)	W	89-68
F 1	Portland State	W	70-64
F 2	Portland State	W	63-52
F 6	at St. Mary's (CA)	L	64-93
F 9	at UNLV	L	57-69
F 22	Creighton	L	59-63
F 23	Creighton	W	61-60
M 1	Memphis State	L	69-73
M 2	Memphis State	W	117-85
M16	vs. Fairfield%	W	66-65
M19	vs. Purdue%	L	72-85

! - Rainbow Classic (Honolulu)
% - National Invitation Tournament (New York, NY)

Team Roster: Rod Aldridge, Boyd Batts, Keith Bowman, Daryl Davis, Vern Gibson, Tom Henderson, Steve McGee, Marv Vitatoe, Melton Werts, Skip Williams, Artie Wilson

Captain: Tom Henderson

Home Attendance: 150,343 (avg. 7,517)

Season Notes

- UH gains third postseason bid in four years with trip to National Invitation Tournament under first-year head coach Bruce O'Neil.
- UH upsets Purdue for third Rainbow Classic title in four years, but later forfeits win.
- Hawai'i wins 11 straight games, the program's longest win streak in the collegiate era.
- Senior Tom Henderson is named a first team All-American by numerous outlets and is later picked No. 7 overall in the NBA draft, the school's highest pick ever.

NIT



1974-75
16-11 Overall
Coach: Bruce O'Neil

N 29	Rutgers	L	70-75
D 5	Oregon State	L	53-73
D 6	Oregon State	L	59-63
D 20	Abilene Christian	W	81-67
D 21	Abilene Christian	W	73-65
D 26	San Jose State!	W	64-63
D 28	Villanova!	W	75-65
D 30	Indiana!	L	52-69
J 3	at Houston#	L	96-105
J 4	vs. UNLV#	L	77-89
J 6	vs. Grambling^	W	106-94
J 9	at Centenary%	W	79-78
J 11	at Texas Christian	L	62-69
J 17	Montana	W	83-69
J 18	Montana	L	62-93
J 30	at Portland	L	66-79
F 1	at Oregon	L	72-77
F 7	Oklahoma City	W	75-67
F 8	Oklahoma City	W	98-77
F 14	Portland	W	77-62
F 15	Portland	W	91-70
F 21	Centenary	L	93-101
F 22	Centenary	W	85-89
F 28	Grambling	W	87-85
M 1	Grambling	W	90-75

! - Rainbow Classic (Honolulu)

- Bluebonnet Classic (Houston, TX)

% - at Shreveport, LA

Team Roster: Jimmie Baker, Tommy Barker, Steve Borup, Paul Burnie, Tim Cockett, Ron Fryson, Gary Gray, Henry Hollingsworth, Victor Kelly, Bob Manker, Sam Puckett, George Ritter, Packy Ryan, Melton Werts

Captain: Victor Kelly

Home Attendance: 150,151 (avg. 7,508)

Season Notes

► Bruce O'Neil notches second straight winning season.

► UH falls to No. 2 Indiana in the championship of the Rainbow Classic, but picks up a win over No. 18 Centenary later in the season.



1975-76
9-18 Overall
Coach: Bruce O'Neil

N 28	Oregon	W	80-66
D 1	Oregon	W	84-80
D 5	Weber State	W	83-68
D 8	Weber State	W	106-88
D 12	San Francisco	W	81-80
D 13	San Francisco	L (2ot)	103-105
D 20	Missouri	W	81-66
D 22	Missouri	L	91-99
D 26	Yale!	W	76-70
D 29	USC!	L	63-68
D 30	Arizona!	L	74-84
J 3	at Arizona State	L	67-68
J 6	at Centenary	L	82-89
J 9	at Seton Hall	L	75-79
J 12	at St. John's	L (ot)	71-74
J 17	at Massachusetts	L	72-80
J 23	Washington	L	77-87
J 24	Washington	L	68-73
J 30	Stanford	W	70-53
J 31	Stanford	L	65-66
F 5	Puget Sound	W	80-66
F 9	at Long Beach State	L	65-67
F 16	at San Jose State	L (ot)	76-77
F 21	UNLV	L	99-114
F 27	Texas-Pan American	L	81-93
F 28	Portland	W	82-58
M 1	Portland	W (ot)	65-62

! - Rainbow Classic (Honolulu)

Team Roster: Tommy Barker, Reggie Carter, Wayne Crowe, Gary Gray, Henry Hollingsworth, Dave Knight, George Lett, Bob Manker, George Ritter, Packy Ryan, Ed Torres, Melton Werts

Captains: Tommy Barker, Mel Werts

Home Attendance: 137,944 (avg. 6,897)

Season Notes

► Consensus High School All-American Reggie Carter begins his first year and UH sets a school record with 19 assists in a win over San Francisco.

► Mel Werts concludes career as school's all-time leader in rebounds (1,098).

► Bruce O'Neil is relieved of coaching duties 21 games into the season and is replaced by assistant Rick Pitino for the final six contests as UH finishes with its first losing season in six years.



1976-77
9-18 Overall
Coach: Larry Little

N 26	Oregon State	L	76-91
N 28	Oregon State	L	78-96
D 2	Nebraska	L	59-64
D 3	Nebraska	L	59-60
D 10	New Mexico	W	78-77
D 11	New Mexico	L	84-113
D 17	Lamar	W	78-72
D 18	Lamar	L	79-89
D 27	William & Mary!	W	63-60
D 29	Houston!	L	74-101
D 30	Arizona State!	L	74-99
J 3	Alaska-Fairbanks	W	91-89
J 13	at Fairfield	L	79-85
J 15	at Providence	L	76-94
J 19	at Stanford	L	71-84
J 28	San Diego	W (ot)	90-83
J 29	San Diego	L	69-77
F 1	at San Jose State	L	62-74
F 5	at San Diego	L	69-77
F 11	Houston Baptist	W	102-82
F 12	Houston Baptist	W	97-83
F 18	Centenary	W	104-79
F 19	Centenary	W	92-73
F 24	at Long Beach State	L	79-110
M 1	at UNLV	L	84-124
M 4	SW Louisiana	L	97-115
M 5	SW Louisiana	L	80-84

! - Rainbow Classic (Honolulu)

Team Roster: Brian Austin, Steve Borup, Wayne Crowe, Antoine Goodlow, Gary Gray, Robert Kelley, Jerel Miller, John Moore, Gary Newsome, Dan O'Neil, John Riddle, George Ritter, Packy Ryan, Cliff Sanchez, Gavin Smith, Ed Torres

Captains: Gary Gray, Packy Ryan

Home Attendance: 85,298 (avg. 5,018)

Season Notes

► Larry Little begins first season as head coach for Hawai'i.

► Gavin Smith sets single-season scoring average mark (23.4 ppg).

► Smith scores 30 or more points five times during the season.



1977-78
1-26 Overall
Coach: Larry Little

N 24	Santa Clara	L	57-80
N 25	Santa Clara	L	77-85
D 1	Arkansas	L	60-79
D 2	Arkansas	L	53-78
D 9	South Dakota State	W	85-68
D 10	South Dakota State	L	74-78
D 16	McNeese State	L	63-67
D 17	McNeese State	L	71-83
D 21	Houston	L	68-104
D 27	Stanford!	L	68-72
D 29	Lafayette!	L	61-69
D 30	Brigham Young!	L	78-88
J 11	at Centenary	L	85-102
J 14	at Rutgers	L	75-95
J 20	Gonzaga	L	62-70
J 21	Gonzaga	L	83-87
J 27	North Texas State	L	77-87
J 28	North Texas State	L	80-98
F 6	at Portland	L	64-77
F 10	Puget Sound	L	72-79
F 11	Puget Sound	L	69-78
F 14	at New Mexico	L	69-87
F 20	at Long Beach State	L	74-91
F 24	UNLV	L	76-94
F 25	UNLV	L	64-77
M 3	Texas-Pan American	L	82-96
M 4	Texas-Pan American	L	74-83

! - Rainbow Classic (Honolulu)

Team Roster: Tom Beckerle, Wayne Crowe, Antoine Goodlow, Mark Hackett, Kevin Johnson, Larry Jones, Jerel Miller, Clint Neal, Gary Newsome, Cliff Sanchez, Hollis Vickery, Tony Wells

Captain: Wayne Crowe

Home Attendance: 73,717 (avg. 3,880)

Season Notes

► UH records worst record in school history.

► Team's lone win comes against South Dakota State, 85-68, on Dec. 9.

► UH drops a school-record 21 home games, but still draws close to 4,000 fans per game.

H ALL-TIME RESULTS



1978-79 10-17 Overall Coach: Larry Little

N 24	at Brigham Young	L	69-93
N 28	at Texas-Pan American	L	56-76
N 30	at Oklahoma State	L	52-57
D 8	Portland	L	68-84
D 9	Portland	L	64-71
D 15	New Mexico State	L	56-63
D 16	New Mexico State	L	55-60
D 27	Fordham!	W	63-61
D 29	Utah!	L	63-68
D 30	Arizona State!	L	60-62
J 2	New Mexico	W	66-64
J 5	Abilene Christian	W	90-73
J 6	Abilene Christian	W	72-56
J 10	at Pacific Lutheran	W	69-67
J 15	at Puget Sound	L	67-80
J 19	UNLV	L (ot)	96-97
J 20	UNLV	L	66-78
F 2	at UAB	L	75-85
F 5	at Pittsburgh	L	52-71
F 9	Illinois State	W	82-77
F 10	Illinois State	L	62-71
F 16	UAB	L	82-86
F 17	Portland State	W	99-85
F 23	Evansville	W	60-54
F 24	Evansville	L	54-62
M 2	Centenary	W	75-64
M 3	Centenary	W	78-74

! - Rainbow Classic (Honolulu)

Team Roster: Tom Beckerle, Eric Bowman, Joe Frazier, Antoine Goodlow, Mark Hackett, Aaron Hines, Kevin Johnson, Larry Jones, Thomas Louden, Gary Newsome, Brad Pineau, Robert Smith, Hollis Vickery, Tony Wells
Captains: Tony Wells, Hollis Vickery
Home Attendance: 71,902 (avg. 3,595)

Season Notes

- Hawai'i makes a nine-win improvement from the previous season.
- UH's school-record 29-game losing streak comes to a close with win over Fordham in the first round of the Rainbow Classic.



1979-80 13-14 Overall 4-10 WAC (6th) Coach: Larry Little

N 30	U.S. International	W	87-72
D 7	Oregon State	L (ot)	74-75
D 8	Oregon State	L	62-92
D 14	Pacific Lutheran	W	80-65
D 15	Pacific Lutheran	W	101-83
D 22	Portland	W	87-80
D 27	Nevada!	W (ot)	105-101
D 29	Nebraska!	W	67-55
D 30	Illinois!	L	82-94
J 3	Wyoming*	L	52-62
J 5	Colorado State*	W (ot)	80-78
J 8	at San Diego St.*	W (ot)	78-76
J 10	at UNLV	L	78-87
J 14	at U.S. International	W	84-74
J 17	at New Mexico*	L	67-71
J 19	at UTEP*	L	72-85
J 24	Utah*	L	83-89
J 26	Brigham Young*	L	33-34
J 31	at Colorado State*	L	64-72
F 2	at Wyoming*	L	67-89
F 7	UNLV	W	85-84
F 9	San Diego State*	W	79-69
F 14	UTEP*	L	71-74
F 16	New Mexico*	W	73-65
F 23	UH-Hilo	W	86-62
F 28	at Brigham Young*	L	82-107
M 1	at Utah*	L	58-67


! - Rainbow Classic (Honolulu)

* - Western Athletic Conference game

Team Roster: Tom Beckerle, Eric Bowman, Kirk Eubank, Joe Frazier, Larry Jones, Thomas Louden, Jack Miller, Gary Newsome, Brad Pineau, Cliff Sanchez, Robert Smith, Aaron Strayhorn
Captains: Thomas Louden, Gary Newsome
Home Attendance: 64,019 (avg. 3,557)

Season Notes

- Hawai'i begins its first season in the Western Athletic Conference.
- UH drops its inaugural WAC game to Wyoming, but beats Colorado State in overtime in its next outing for its first-ever WAC win.
- UH falls to BYU, 34-33, in the lowest-scoring game in school history.



1980-81 14-13 Overall 7-9 WAC (6th) Coach: Larry Little

D 6	San Francisco	L	95-98
D 12	McNeese State	W	107-75
D 13	McNeese State	L	71-93
D 18	Chaminade	W	64-58
D 23	College of the Ozarks	W	96-66
D 27	Loyola Marymount!	W	102-79
D 29	Texas-Pan American!	W	79-75
D 30	Clemson!	L (ot)	71-75
J 2	Colorado State*	W	76-63
J 5	Wyoming*	L (ot)	66-71
J 8	at Utah*	L	87-100
J 10	at Brigham Young*	L	74-91
J 15	UNLV	W	74-63
J 17	Air Force*	W	56-50
J 24	Elon College	W	54-50
J 30	at UTEP*	L	44-47
J 31	at New Mexico*	W	56-55
F 5	at Wyoming*	L	58-77
F 7	at Colorado State*	W	69-64
F 12	Brigham Young*	L	72-77
F 14	Utah*	W	83-74
F 20	at Air Force*	L	61-63
F 21	at UNLV	L	84-92
F 24	at San Diego State*	L	77-90
F 28	San Diego State*	L	65-80
M 5	New Mexico*	W	85-80
M 7	UTEP*	W	79-75

! - Rainbow Classic (Honolulu)

* - Western Athletic Conference game

Team Roster: Tom Beckerle, Pop Dickerson, Kirk Eubank, Antoine Goodlow, David Hopkins, Garland Hughes, Larry Jones, Rodney Jones, Jack Miller, Brad Pineau, Cliff Sanchez, Ed Sesler, Aaron Strayhorn, Tony Webster, Willie Wright
Captains: Cliff Sanchez, Aaron Strayhorn
Home Attendance: 83,785 (avg. 4,655)

Season Notes

- Hawai'i records first winning record under head coach Larry Little.
- In just its second year in the conference, the Rainbows pull a huge upset with a 83-74 win over No. 6 Utah.
- UH sets new single-season record when they finish the year with 293 steals.



1981-82 17-10 Overall 9-7 WAC (4th) Coach: Larry Little

N 27	Lamar	L	58-62
N 30	UH-Hilo	W	102-76
D 4	South Carolina	W	94-70
D 10	Pacific Lutheran	W	79-64
D 19	NW Missouri State	W	81-71
D 23	Montana State	W	66-65
D 27	Rice!	L	59-69
D 29	Bradley!	W	84-73
D 30	Michigan State!	W	62-61
J 3	Oral Roberts	W	80-78
J 9	San Diego State*	W	70-63
J 14	UTEP*	W	52-49
J 16	New Mexico*	W	66-58
J 19	at Air Force*	W	59-48
J 22	at Colorado State*	W	56-53
J 25	at Wyoming*	L	61-87
J 28	Utah*	W	85-67
J 30	Brigham Young*	W	62-60
F 4	UNLV	L	73-83
F 6	Air Force*	W	65-55
F 13	at San Diego State*	L	60-79
F 18	at New Mexico*	L (ot)	77-78
F 20	at UTEP*	L	61-71
F 25	at Brigham Young*	L	66-75
F 27	at Utah*	L	70-76
M 4	Wyoming*	L	37-39
M 6	Colorado State*	W	78-58

! - Rainbow Classic (Honolulu)

* - Western Athletic Conference game

Team Roster: William Colston, Larry Connors, Pop Dickerson, Dan Hale, Bobby Hancock, Garland Hughes, Sam Johnson, Rodney Jones, Jack Miller, Brad Pineau, Ed Sesler, Willie Wright
Captains: Rodney Jones, Racky Sesler
Home Attendance: 73,869 (avg. 5,796)

Season Notes

- UH finishes with second straight winning record and most wins in seven years.
- Clarence Dickerson becomes first Rainbow player to earn first-team all-WAC honors after averaging a team-high 17.0 ppg.



1982-83

17-11 Overall

9-7 WAC (4th)

Coach: Larry Little

N 26	UH-Hilo@	W	98-64
N 28	Louisiana State@	W	68-66
D 3	vs. Pittsburgh#	W	70-67
D 4	at Iowa#	L	67-99
D 11	BYU-Hawai'i	W	81-67
D 17	Chaminade	L	47-56
D 22	UAB	W	65-61
D 27	Providence!	W	54-43
D 29	Missouri!	L	58-73
D 30	Oklahoma!	L	85-96
J 2	Northern Iowa	W (ot)	62-57
J 7	Eastern Illinois	W	68-65
J 14	at Utah*	L	68-85
J 15	at Brigham Young*	L	62-86
J 22	San Diego State*	W	98-75
J 27	Wyoming*	W	65-63
J 29	Air Force*	W	82-57
J 31	Colorado State*	W	60-57
F 3	at UTEP*	W	56-55
F 5	at New Mexico*	L	83-90
F 10	Brigham Young*	W	80-69
F 12	Utah*	L	63-70
F 19	at San Diego State*	L	71-74
F 24	at Colorado State*	L	45-68
F 26	at Wyoming*	W	57-55
F 28	at Air Force*	W	56-55
M 3	New Mexico*	L (4ot)	61-63
M 5	UTEP*	W	62-61

@ - Tip-off Tournament (Honolulu)

- Amana Hawkeye Tournament (Iowa City, IA)

! - Rainbow Classic (Honolulu)

* - Western Athletic Conference game

Team Roster: William Colston, Larry Connors, Dan Hale, Bobby Hancock, Rogue Harris, Greg Hicks, Garland Hughes, Sam Johnson, Bill Mosier, Jack Miller, Crosetti Speight, Tony Webster, Willie Wright

Captains: Tony Webster, Bobby Hancock

Home Attendance: 72,343 (avg. 4,019)

Season Notes

- UH records third straight winning season.
- First-team all-WAC player Tony Webster records nine steals, a new school record, in a win over Air Force.
- Hawai'i plays its longest game in school history, falling to New Mexico, 63-61, in four overtimes.



1983-84

12-16 Overall

6-10 WAC (t6th)

Coach: Larry Little

N 25	Hardin-Simmons@	W	92-86
N 27	Cal State Fullerton@	L	60-90
D 2	vs. Pacific#	W	84-71
D 3	at Wichita State#	L	68-89
D 7	vs. UNLV\$	L	87-90
D 16	Howard	W	78-68
D 22	Louisiana Tech	L	63-76
D 27	Holy Cross!	W	84-79
D 29	Tennessee!	W	73-60
D 30	SMU!	L	73-82
J 3	Air Force*	W	55-54
J 6	Idaho State	W	83-61
J 12	at New Mexico*	L	65-80
J 14	at UTEP*	L	54-74
J 19	Brigham Young*	L	77-95
J 21	Utah*	W	79-71
J 28	at San Diego State*	L	68-73
F 2	at Wyoming*	L	64-73
F 4	at Air Force*	L	54-57
F 6	at Colorado State*	L	67-70
F 9	New Mexico*	L (ot)	44-46
F 11	UTEP*	L	58-77
F 14	at Brigham Young*	L	85-87
F 16	at Utah*	W	69-68
F 25	San Diego State*	W	57-55
F 28	Wyoming*	W	68-67
M 2	Colorado State*	W	69-63
M 6	at Utah^	L	65-68

@ - Tip-off Tournament (Honolulu)

- McDonald's Classic (Wichita, KS)

\$ - game played in Lahaina, Maui

! - Rainbow Classic (Honolulu)

* - Western Athletic Conference game

^ - WAC Tournament (Salt Lake City, UT)

Team Roster: Ray Arthur, William Colston, Larry Connors, Dan Hale, Rogue Harris, Greg Hicks, Mike Hutcherson, Sam Johnson, Jack Miller, Andre Morgan, Bill Mosier, Crosetti Speight

Captains: Greg Hicks, Jack Miller

Home Attendance: 59,239 (avg. 3,702)

Season Notes

- UH's first losing record in four years.
- Hawai'i plays its first WAC Tournament game, falling at Utah, 68-65, in the preliminary round.
- Jack Miller earns second-team all-WAC honors after leading the team in scoring (15.4 ppg) and rebounding (7.0 rpg).



1984-85

10-18 Overall

5-11 WAC (6th)

Coach: Larry Little

N 23	Pepperdine	W	79-78
N 29	New Orleans@	W	87-78
N 30	Samford@	L	82-83
D 4	Samford	L	84-93
D 8	UC Irvine	L	82-87
D 18	Creighton	L	77-79
D 21	Oregon State	W	81-64
D 25	Cornell!	W	66-50
D 27	Maryland!	L	71-79
D 28	Washington!	L	63-81
J 3	at Colorado State*	L	58-69
J 5	at Wyoming*	L	63-68
J 12	Utah*	L	54-76
J 14	Brigham Young*	L (ot)	78-88
J 18	at UTEP*	L	66-85
J 19	at New Mexico*	L	60-86
J 24	San Diego State*	L	66-70
J 26	Air Force*	W	72-69
J 31	at Utah*	L	64-78
F 2	at Brigham Young*	L	60-66
F 7	Wyoming*	W	68-50
F 9	Colorado State*	W	66-59
F 14	New Mexico*	W	73-68
F 16	UTEP*	L	63-65
F 21	at San Diego State*	W	69-68
F 23	at Air Force*	L	54-58
M 1	SW Louisiana	W	71-70
M 4	at Colorado State^	L (ot)	68-73

@ - Tip-Off Tournament (Honolulu)

! - Rainbow Classic (Honolulu)

* - Western Athletic Conference game

^ - WAC Tournament (Fort Collins, CO)

Team Roster: Ray Arthur, William Colston, Joe Cowan, Jim Gaule, Garland Hughes, Mike Hutcherson, Anthony Jones, Andre Morgan, Bill Mosier, Kenny Walker

Captain: Ray Arthur, William Colston

Home Attendance: 75,070 (avg. 3,951)

Season Notes

- Larry Little's ninth and final season as head coach for Hawai'i.
- UH drops its first seven WAC games and nine of its first 10.
- Ray Arthur and Andre Morgan named honorable mention all-WAC.



1985-86

4-24 Overall

1-15 WAC (9th)

Coach: Frank Arnold

N 22	Cal State Fullerton	W	79-76
N 27	Kentucky	L	65-98
N 29	NE Louisiana	W (ot)	87-84
D 3	Long Beach State	W	78-74
D 5	at California	L	71-87
D 13	West Texas State@	L	65-68
D 14	Hawai'i Pacific@	L	69-79
D 23	Pacific	L	56-71
D 27	Seton Hall!	L	80-90
D 29	Wake Forest!	L	68-75
D 30	Villanova!	L	61-76
J 2	Colorado State*	L	61-72
J 4	Air Force*	L	60-66
J 10	at Brigham Young*	L	66-80
J 11	at Utah*	L	67-89
J 16	UTEP*	L	63-65
J 18	New Mexico*	L	57-93
J 23	San Diego State*	W (ot)	83-80
J 25	Wyoming*	L	63-78
J 30	at Wyoming*	L	58-77
F 1	at Air Force*	L	46-62
F 6	Utah*	L	63-78
F 8	Brigham Young*	L	66-76
F 13	at Colorado State*	L	71-91
F 15	at San Diego State*	L	70-80
F 28	at New Mexico*	L	64-65
M 1	at UTEP*	L	66-78
M 4	at Air Force^	L	58-64

@ - Early Season Tournament (Honolulu)

! - Rainbow Classic (Honolulu)

* - Western Athletic Conference game

^ - WAC Tournament (Colorado Springs, CO)

Team Roster: Ric Dmonkos, Ant Fletcher, John Gabriel, Jim Gaule, Rich Jardine, Anthony Jones, Jo Jorgenson, Billy Koch, Andre Morgan, Keith Turner, Kenny Walker, Jerald Wrightsil

Captains: Anthony Jones, Kenny Walker, Jim Gaule

Home Attendance: 51,484 (avg. 2,860)

Season Notes

- Frank Arnold begins first season as Rainbow head coach.
- After winning three of its first four games of the season, UH loses 23 of its final 24 games.
- UH suffers worst Western Athletic Conference record in school history (1-15) with lone league win coming in overtime versus San Diego State.



1986-87

7-21 Overall

2-14 WAC (9th)

Coach: Frank Arnold

N 28	North Carolina@	L	78-98
N 29	St. Mary's (CA)@	W	68-64
D 5	at Arizona State#	L	72-97
D 6	vs. Mississippi Valley St.#	W	97-81
D 12	Santa Clara\$	W	62-61
D 13	Indiana State\$	W	63-61
D 18	Toledo	W (2ot)	76-75
D 23	Brown	L	77-88
D 27	Wisconsin!	L	77-82
D 29	Florida!	L	83-115
D 30	Kansas!	L (ot)	80-81
J 3	UTEP*	L	71-84
J 5	New Mexico*	L	86-99
J 8	at Wyoming*	L	67-76
J 10	at Air Force*	L	56-80
J 15	at Utah*	L	78-90
J 17	at Brigham Young*	L	79-90
J 24	Wyoming*	L	61-66
J 26	San Diego State*	W	76-67
F 5	Air Force*	L	55-71
F 7	Colorado State*	W	73-58
F 13	at New Mexico*	L	92-110
F 14	at UTEP*	L	75-88
F 19	at Colorado State*	L	62-69
F 21	at San Diego State*	L	82-92
F 26	Utah*	L	67-71
F 28	Brigham Young*	L	80-100
M 3	vs. San Diego State^	L	90-93

@ - Thanksgiving Festival (Honolulu)
 # - Cactus Klassic (Tempe, AZ)
 \$ - Early Season Tournament (Honolulu)
 ! - Rainbow Classic (Honolulu)
 * - Western Athletic Conference game
 ^ - WAC Tournament (Albuquerque, NM)

Team Roster: Alan Andrus, Ric Domonkos, John Gabriel, Chris Gaines, Bill Holcomb, Moritz Kleine-Brock, Billy Koch, Craig Murray, Jamie Weaver, Jerald Wrightsil
Captains: Rick Domonkos, Billy Koch, Jerald Wrightsil
Home Attendance: 49,514 (avg. 2,913)

Season Notes

- UH ends a 16-game WAC regular-season losing streak with a 76-67 win over San Diego State.
- Chris Gaines named a Freshman All-American by Basketball Weekly.
- Gaines leads team with 17.1 ppg and sets freshman single-season record for scoring.



1987-88

4-25 Overall

2-14 WAC (9th)

Coach: Riley Wallace

N 27	at Vanderbilt	L	62-91
N 28	at Kentucky	L	59-86
D 1	Pacific	L	68-76
D 11	Hartford@	L (ot)	65-68
D 12	Idaho@	L (2ot)	82-83
D 17	Dartmouth@	L	70-80
D 21	Loyola (Md)%	W	102-69
D 22	New Orleans%	L	66-82
D 27	Mississippi State!	L	55-68
D 29	Texas A&M!	L (ot)	78-80
D 30	Creighton!	L	69-81
J 7	at Brigham Young*	L	66-97
J 9	at Utah*	L	65-81
J 14	UTEP*	L	64-69
J 16	New Mexico*	W	79-76
J 21	at Wyoming*	L	61-81
J 23	at Air Force*	L	79-86
J 30	Wyoming*	L	61-67
F 1	San Diego State*	L	58-59
F 12	at UTEP*	L	48-65
F 13	at New Mexico*	L	50-71
F 18	Utah*	L	50-64
F 20	Brigham Young*	L	70-72
F 25	at San Diego State*	L	71-74
F 27	at Colorado State*	L	67-79
M 3	Air Force*	W	75-54
M 5	Colorado State*	L	47-59
M 9	vs. Air Force^	W	84-76
M 10	at Brigham Young^	L	74-76

@ - Early Season Tournament (Honolulu)
 % - Pre-Holiday Tournament (Honolulu)
 ! - Rainbow Classic (Honolulu)
 * - Western Athletic Conference game
 ^ - WAC Tournament (Fort Collins, CO)

Team Roster: Mike Among, Billy Bolds, Reggie Cross, John Gabriel, Chris Gaines, David Hallums, Bill Holcomb, Devin Kanoa, Moritz Kleine-Brock, Crag Murray, Chris Roscoe, Kalani Whittaker
Captains: Chris Gaines, Reggie Cross
Home Attendance: 28,620 (avg. 1,684)

Season Notes

- Riley Wallace begins the first of 20 seasons as Hawai'i head coach.
- Hawai'i plays in front of 23,049 fans at Rupp Arena in Kentucky, the largest crowd to ever witness a UH game.
- Junior-college transfer Reggie Cross leads the team and finishes second in the WAC in rebounding (8.6 rpg).



1988-89

17-13 Overall

9-7 WAC (4th)

Coach: Riley Wallace

N 25	Montana State@	W	96-80
N 27	Texas@	W	85-84
D 1	at Iona	L	63-77
D 3	at St. John's	L	60-65
D 9	Tennessee Tech#	W	98-58
D 10	Oregon#	W	74-70
D 19	vs. Indiana State\$	W	80-61
D 20	at San Francisco\$	L	72-76
D 27	Yale!	W	89-64
D 29	Purdue!	W	72-69
D 30	Illinois!	L	87-96
J 5	Air Force*	W (2ot)	83-81
J 7	Colorado State*	L	55-62
J 12	at Utah*	L	61-71
J 14	at Brigham Young*	W	77-73
J 19	New Mexico*	L	63-81
J 21	UTEP*	W	87-72
J 26	San Diego State*	W	65-62
J 28	Wyoming*	L	59-64
J 31	at Air Force*	L	79-86
F 2	at Wyoming*	W	69-59
F 9	Utah*	W	57-56
F 11	Brigham Young*	W	68-66
F 16	at San Diego State*	W	73-60
F 18	at Colorado State*	L	56-57
M 2	at UTEP*	L	62-65
M 4	at New Mexico*	W	71-70
M 8	vs. Brigham Young^	W	72-69
M 10	vs. Colorado State^	L	46-50
M 16	at California%	L	57-73

@ - Tip-off Tournament (Honolulu)
 # - Early Season Tournament (Honolulu)
 \$ - Met Life Classic (San Francisco, CA)
 ! - Rainbow Classic (Honolulu)
 * - Western Athletic Conference game
 ^ - WAC Tournament (Salt Lake City, UT)
 % - National Invitation Tournament

Team Roster: Cliff Beaubrun, Arlen Bento, Billy Bolds, Troy Bowe, Reggie Cross, John Gabriel, Chris Gaines, David Hallums, Terry Houston, Joe Hudson, Jim Lactaoen, Phil Lott, Wendall Navalta, Tim Shepherd, Vincent Smalls, Kalani Whittaker, James Wilson

Captain: David Hallums

Home Attendance: 60,673 (avg. 4,045)

Season Notes

- UH earns second-ever NIT bid and first in nearly two decades.
- Riley Wallace named WAC Coach of the Year.
- UH shoots a school-record 71 percent from the floor in WAC win over UTEP.



1989-90

25-10 Overall

10-6 WAC (t-3rd)

Coach: Riley Wallace


N 24	at Alaska-Anchorage@	W	79-74
N 25	vs. Kansas State@	L	76-79
N 27	vs. Texas A&M@	W	75-71
D 4	Seattle	W	99-61
D 8	vs. George Washington#	W	86-64
D 9	vs. Colorado#	W	86-77
D 12	Furman	W	73-62
D 19	Western Illinois	W	89-70
D 22	vs. Southern Illinois\$	W	84-71
D 23	vs. Western Illinois\$	W	70-54
D 27	San Francisco!	W	75-46
D 29	Rutgers!	W	91-74
D 30	Duke!	L	75-87
J 4	Brigham Young*	W	80-71
J 6	Utah*	L	54-61
J 11	at Air Force*	W	88-58
J 13	at Colorado State*	L	64-66
J 18	UTEP*	W	66-59
J 20	New Mexico*	W	74-71
J 25	San Diego State*	W	75-63
J 27	Wyoming*	W	81-77
F 1	at Utah*	L	64-68
F 3	at Brigham Young*	L	65-68
F 15	Colorado State*	W	72-60
F 17	Air Force*	W	67-66
F 22	at New Mexico*	L	71-82
F 24	at UTEP*	W	60-59
M 1	at San Diego State*	W	74-61
M 3	at Wyoming*	L	60-61
M 8	vs. Wyoming^	W	66-63
M 9	vs. Utah^	W	66-60
M 10	at UTEP^	L	58-75
M 15	Stanford%	W	69-57
M 20	Long Beach State%	W	84-79
M 23	at New Mexico%	L	58-80

@ - Great Alaska Shootout (Anchorage, AK)
 # - Early Season Tournament (Lahaina, Maui)
 \$ - Pre-Holiday Tournament (Hilo, Hawai'i)
 ! - Rainbow Classic (Honolulu)
 * - Western Athletic Conference game
 ^ - WAC Tournament (El Paso, TX)
 % - National Invitation Tournament (sites vary)

Team Roster: Cliff Beaubrun, Arlen Bento, Troy Bowe, Chris Gaines, Mike Gillless, Terry Houston, Joe Hudson, Jim Lactaoen, Phil Lott, Andrew McGuire, Wendall Navalta, Bob Robinson, Tim Shepherd, Vincent Smalls
Captains: Chris Gaines, Vincent Smalls
Home Attendance: 93,565 (avg. 5,848)

Season Notes

- UH earns second straight and fourth all-time NIT bid.
- Rainbows advance to NIT quarterfinals before falling at New Mexico.
- Chris Gaines ends career as the school's all-time scoring leader (1,734 points).



1990-91 16-13 Overall 7-9 WAC (t-5th) Coach: Riley Wallace

N 23	SW Louisiana	W	94-86
N 25	SW Missouri State	W	86-83
N 30	vs. Vanderbilt#	L	70-74
D 1	at Stanford#	L	55-84
D 6	UH-Hilo	W	75-57
D 14	Illinois-Chicago	L	70-74
D 20	Wagner\$	W	78-64
D 21	North Texas\$	W	108-100
D 27	Iona!	W	76-75
D 29	Wichita State!	W	89-73
D 30	Pittsburgh!	W	84-82
J 3	Utah*	L	(ot)60-63
J 5	Brigham Young*	W	74-65
J 10	at Wyoming*	L	78-98
J 12	at Air Force*	W	58-54
J 17	UTEP*	L	54-70
J 19	New Mexico*	L	77-84
J 24	at UTEP*	L	52-60
J 26	at New Mexico*	L	67-83
J 31	Wyoming*	W	87-70
F 7	at Utah*	L	60-80
F 9	at Brigham Young*	L	74-82
F 13	Air Force*	W	61-58
F 16	Colorado State*	W	54-46
F 21	at San Diego State*	W	(ot)84-79
F 23	at Colorado State*	L	62-71
M 2	San Diego State*	W	65-58
M 7	vs. New Mexico^	W	68-67
M 8	vs. Brigham Young^	L	(ot)71-73
@ - Tip-off Tournament (Honolulu)			
# - Illini Classic (Champaign, IL)			
\$ - Early Season Tournament (Honolulu)			
% - Pre-Holiday Tournament (Honolulu)			
! - Rainbow Classic (Honolulu)			
* - Western Athletic Conference game			
^ - WAC Tournament (Laramie, WY)			

Team Roster: Phil Addington, Mark Benford, Troy Bowe, Otis Clay, Mike Gillless, Joe Hudson, Phil Lott, Wendall Navalta, Ray Reed, Courtney Rosegreen, Tim Shepherd, Andre Stovall, Chip Thompson, Chris Walz, Marty Winter
Captain: Troy Bowe
Home Attendance: 97,370 (avg. 5,728)

Season Notes

- Hawai'i captures third all-time Rainbow Classic title and first in nearly 20 years with an 84-82 upset of Pittsburgh.
- Senior guard Troy Bowe concludes career as UH's all-time leader in assists (412).



1991-92 16-12 Overall 9-7 WAC (t-4th) Coach: Riley Wallace


N 29	Montana State@	W	71-55
D 1	Arizona@	L	71-85
D 6	at Illinois#	L	64-69
D 7	vs. South Carolina St#	W	73-67
D 13	St. Mary's\$	W	78-62
D 14	McNeese State\$	W	85-65
D 20	Idaho State%	W	88-76
D 21	Detroit Mercy%	L	81-83
D 27	Navy!	W	95-88
D 29	Washington State!	L	61-63
D 30	Villanova!	W	86-79
J 11	Wyoming*	W	77-55
J 16	at UTEP*	L	51-67
J 18	at New Mexico*	L	67-79
J 23	New Mexico*	W	58-55
J 25	UTEP*	L	57-66
J 30	at Air Force*	W	(ot)74-72
F 1	at Wyoming*	W	68-65
F 6	Utah*	L	66-76
F 8	Brigham Young*	W	87-83
F 13	at Colorado State*	L	59-69
F 15	at San Diego State*	W	66-58
F 20	Colorado State*	W	79-65
F 22	Air Force*	W	76-67
F 27	at Brigham Young*	L	64-81
F 29	at Utah*	L	53-59
M 6	San Diego State*	W	69-54
M 13	vs. Utah^	L	69-81

@ - Tip-off Tournament (Honolulu)
 # - Illini Classic (Champaign, IL)
 \$ - Early Season Tournament (Honolulu)
 % - Pre-Holiday Tournament (Honolulu)
 ! - Rainbow Classic (Honolulu)
 * - Western Athletic Conference game
 ^ - WAC Tournament (Fort Collins, CO)

Team Roster: Jarinn Akana, Gerry Holmes, Phil Lott, Sir McBryde, Kalia McGee, Terrance Phillip, Fabio Ribeiro, Courtney Rosegreen, Tim Shepherd, John Spanogle, Andre Stovall, Kurt Taylor, Chris Walz, Marty Winter, Bert Woodward
Captains: Phil Lott, Chris Walz
Home Attendance: 89,126 (5,243)

Season Notes

- UH records fourth straight winning season under Riley Wallace.
- Bert Woodward sets single-season record for 3-point field-goal percentage (.479).
- Phil Lott named first team all-WAC after averaging 18.5 ppg.



1992-93 12-16 Overall 7-11 WAC (t-7th) Coach: Riley Wallace

D 3	Tulsa	L	63-68
D 4	San Diego@	L	64-65
D 6	Tulsa@	W	87-69
D 18	South Carolina St.#	W	79-54
D 19	Coastal Carolina#	W	66-62
D 27	Fordham!	W	83-64
D 29	Kansas!	L	66-94
D 30	North Carolina!	L	84-101
J 3	San Diego State*	W	81-67
J 7	at Colorado State*	L	66-82
J 9	at Wyoming*	L	62-70
J 15	New Mexico*	L	58-61
J 17	UTEP*	L	68-69
J 21	at Utah*	L	67-82
J 23	at Brigham Young*	L	(ot)80-84
J 28	Fresno State*	W	78-74
J 30	Air Force*	W	74-59
F 4	at Fresno State*	L	64-69
F 6	at Air Force*	W	78-69
F 11	Brigham Young*	L	56-62
F 13	Utah*	L	60-62
F 18	at New Mexico*	L	58-82
F 20	at UTEP*	L	(ot)67-68
F 25	Colorado State*	W	86-72
F 27	Wyoming*	W	61-59
M 6	at San Diego State*	W	72-58
M 10	vs. Air Force^	W	62-54
M 11	vs. Brigham Young^	L	71-85

@ - United Airlines Tip-off Tournament (Honolulu)
 # - Pre-Holiday Tournament (Honolulu)
 ! - Kraft Rainbow Classic (Honolulu)
 * - Western Athletic Conference game
 ^ - WAC Tournament (Salt Lake City, UT)

Team Roster: Jarinn Akana, Gerry Holmes, Kalia McGee, Terrance Phillip, Fabio Ribeiro, Trevor Ruffin, Tim Shepherd, John Spanogle, Kurt Taylor, Chris Walz, Rodney Washington, Marty Winter, Bert Woodward
Captains: Chris Walz, Kurt Taylor
Home Attendance: 87,516 (avg. 5,148)

Season Notes

- Hawai'i ends season with first losing record in five years.
- UH finishes fourth in the Rainbow Classic after playing eventual Final Four teams North Carolina and Kansas on successive nights.
- Despite a losing record, UH finishes strong by winning four of its final games of the year.



1993-94 18-15 Overall 11-7 WAC (4th) Coach: Riley Wallace

N 25	vs. Portland@	L	47-100
N 26	vs. Wake Forest@	L	49-87
N 27	vs. North Carolina St.@	L	48-83
D 1	at North Carolina	L	77-92
D 10	Missouri-Kansas City#	W	72-54
D 11	UAB#	L	59-79
D 17	Mercer\$	W	92-67
D 18	Kansas State\$	L	61-65
D 27	Army!	W	85-69
D 29	Evansville!	W	67-62
D 30	Louisville!	L	79-85
J 3	at San Diego State*	W	78-73
J 8	Wyoming*	W	76-64
J 10	Colorado State*	W	70-66
J 13	at UTEP*	W	82-72
J 15	at New Mexico*	L	55-74
J 20	Utah*	W	72-56
J 22	Brigham Young*	W	69-66
J 27	at Air Force*	W	60-58
J 29	at Fresno State*	L	65-81
F 3	Air Force*	W	72-56
F 5	Fresno State*	L	82-88
F 10	at Utah*	L	(ot)74-81
F 12	at Brigham Young*	L	79-85
F 17	UTEP*	W	(ot)104-103
F 19	New Mexico*	W	83-67
F 24	at Wyoming*	W	(3ot)95-94
F 26	at Colorado State*	L	74-81
M 5	San Diego State*	L	74-84
M 10	vs. Colorado State^	W	65-61
M 11	vs. New Mexico^	W	61-58
M 12	vs. Brigham Young^	W	73-66
M 17	vs. Syracuse%	L	78-92

@ - Great Alaska Shoot-out (Anchorage, AK)
 # - United Airlines Tip-off Tournament (Honolulu)
 \$ - Hawai'i-Nike Festival (Honolulu)
 ! - Kraft Rainbow Classic (Honolulu)
 * - Western Athletic Conference game
 ^ - WAC Tournament (Salt Lake City, UT)
 % - NCAA Tournament (Ogden, UT)

Team Roster: Jarinn Akana, Lonnie Benjamin, Walter Bonner, Phil Handy, Tony Maroney, Kalia McGee, John Molle, Jr., Aahmad Ricketts, Trevor Ruffin, John Spanogle
Captains: Trevor Ruffin, Jarinn Akana
Home Attendance: 92,166 (5,760)

Season Notes

- Hawai'i gains its second all-time NCAA Tournament berth.
- The Rainbows capture its first-ever WAC Tournament championship with a 73-66 win over BYU in the finals.
- Senior guard Trevor Ruffin drills a school-record 10 3-pointers vs. Louisville in the Rainbow Classic finals.
- Junior center Tony Maroney sets a single-season record with 103 blocks.





1994-95
16-13 Overall
8-10 WAC (6th)
Coach: Riley Wallace

N 25	St. Bonaventure@	W	82-72
N 27	Seton Hall@	W	96-88
D 16	Baylor#	W	84-57
D 17	Old Dominion#	W	71-63
D 22	North Carolina	L	76-88
D 27	Boston Univ.!	W	77-63
D 29	Iowa!	L	82-84
D 30	Cincinnati!	W	75-66
J 2	at Colorado State*	L	74-96
J 4	at Wyoming*	L	53-70
J 7	New Mexico*	W	62-61
J 9	UTEP*	L	60-68
J 12	at Utah*	L	57-64
J 14	at Brigham Young*	L	67-74
J 19	Fresno State*	W	71-61
J 21	Air Force*	W	80-58
J 28	San Diego State*	W	91-62
F 4	at San Diego State*	W	65-58
F 9	at Fresno State*	L	56-82
F 11	at Air Force*	L	70-85
F 16	Brigham Young*	W	73-70
F 18	Utah*	L	57-63
F 23	at New Mexico*	L	68-72
F 25	at UTEP*	L	64-69
M 2	Colorado State*	W	78-62
M 4	Wyoming*	W	58-46
M 9	vs. UTEP^	W	66-65
M10	vs. Colorado State^	W	66-64
M11	vs. Utah^	L	54-67

@ - United Airlines Tip-off Tournament (Honolulu)
- Hawai'i-Nike Festival (Honolulu)
! - Kraft Rainbow Classic (Honolulu)
* - Western Athletic Conference game
^ - WAC Tournament (Albuquerque, NM)

Team Roster: Walter Bonner, Phil Handy, Anthony Harris, Tony Maroney, Kalia McGee, John Molle Jr., Brian Parker, Alikea Smith, Justice Sueing, Tes Whitlock
Captain: Tony Maroney
Home Attendance: 143,763 (8,457)

Season Notes

- UH plays first season in the Special Events Center, later renamed the Stan Sheriff Center.
- Riley Wallace surpasses Red Rocha as the school's all-time winningest coach (114th win) with a 75-66 win over No. 20 Cincinnati in the Rainbow Classic.
- Hawai'i advances to the WAC Tournament championship for second consecutive year, but falls to Utah.



1995-96
10-18 Overall
7-11 WAC (8th)
Coach: Riley Wallace

N 24	Dayton@	W	78-72
N 26	Saint Louis@	W	72-66
D 6	at Long Beach State@	L	66-71
D 19	Loyola Marymount#	L	80-82
D 20	Creighton#	W	84-58
D 27	Rhode Island!	L	74-89
D 29	Illinois!	L (3ot)	80-82
D 30	Missouri!	L	89-95
J 2	Wyoming*	W	63-53
J 4	Colorado State*	L	69-74
J 8	at UTEP*	L	75-85
J 10	at New Mexico*	L	72-78
J 13	Utah*	L	46-82
J 15	Brigham Young*	L	77-78
J 18	at Air Force*	L	83-92
J 20	at Fresno State*	L	80-84
J 28	San Diego State*	W	88-79
F 3	at San Diego State*	L	94-103
F 8	Air Force*	W	81-62
F 10	Fresno State*	W	97-76
F 15	at Utah*	L	59-69
F 17	at Brigham Young*	W	94-89
F 22	UTEP*	W	83-75
F 24	New Mexico*	L	79-88
F 29	at Wyoming*	L	78-95
M 2	at Colorado State*	W	75-65
M 6	vs. UTEP^&	L	69-77
M 7	vs. Utah^	L	63-76

@ - United Airlines Tip-off Tournament (Honolulu)
- Hawai'i-Nike Festival (Honolulu)
! - Outrigger Hotels Rainbow Classic (Honolulu)
* - Western Athletic Conference game
^ - WAC Tournament (Albuquerque, NM)
& - denotes forfeit by UTEP - ineligible player

Team Roster: Eric Ambrozich, Danny Furlong, Anthony Harris, Micah Kroeger, Greg Miller, Alikea Smith, Justice Sueing, Seth Sundberg, Tes Whitlock, Ales Zivanovic
Captain: Anthony Harris
Home Attendance: 110,594 (avg. 6,912)

Season Notes

- UH sets a single-season team mark for field-goal percentage (.488).
- Anthony Harris sets a single-season record with 626 points scored.
- Harris is named first team all-conference and is an honorable-mention All-American by Basketball Weekly.



1996-97
21-8 Overall
12-4 WAC (1st - Pacific)
Coach: Riley Wallace

N 26	Texas-Pan American	W	76-48
N 29	Detroit Mercy@	W	80-68
D 1	Portland@	W	83-64
D 6	Alabama State#	W	80-54
D 7	St. Mary's (CA)#	L	51-56
D 14	Cal Poly-SLO\$	W	86-84
D 15	Ball State\$	W	83-75
D 27	Northwestern!	W	79-62
D 29	Maryland!	L	59-76
D 30	Memphis!	W	67-60
J 4	New Mexico*	W	75-62
J 9	at Air Force*	L	68-73
J 11	at UNLV*	W	66-65
J 16	Colorado State*	W	85-65
J 18	Wyoming*	W	70-58
J 25	at San Diego State*	W	85-63
J 30	at San Jose State*	W	87-74
F 1	at Fresno State*	L	74-80
F 6	UNLV*	W	66-64
F 8	Air Force*	W	87-63
F 13	at Wyoming*	W (ot)	70-68
F 15	at Colorado State*	W	83-79
F 19	San Diego State*	W	74-62
F 22	at New Mexico*	L	69-89
F 27	Fresno State*	L	80-98
M 1	San Jose State*	W	83-76
M 6	vs. New Mexico^	L	57-65
M12	Oregon%	W	71-61
M17	at UNLV%	L	80-89

@ - United Airlines Tip-off Tournament (Honolulu)
- Powerbar Invitational (Honolulu)
\$ - Hawai'i-Nike Festival (Honolulu)
! - Outrigger Hotels Rainbow Classic (Honolulu)
* - Western Athletic Conference game
^ - WAC Tournament (Las Vegas, NV)
% - National Invitation Tournament (sites vary)

Team Roster: Eric Ambrozich, Anthony "AC" Carter, Aaron Curry, Danny Furlong, Quinton Gallon, Micah Kroeger, Luke Meyers, Greg Miller, Michael Robinson, Alikea Smith, Seth Sundberg, Jason Yadao, Ales Zivanovic
Captain: Seth Sundberg
Home Attendance: 145,416 (7,653)

Season Notes

- UH wins first-ever WAC regular-season championship.
- Riley Wallace named WAC Coach of the Year for second time.
- Rainbows gain fifth NIT and seventh all-time postseason berth.



1997-98
21-9 Overall
8-6 WAC (4th Pacific)
Coach: Riley Wallace

N 28	Indiana@	W	82-65
N 30	Illinois State@	W	84-63
D 6	Tulane#	W	76-63
D 7	Southern Illinois#	W	80-66
D 13	Long Island	W	102-83
D 14	Arkansas State	L	82-86
D 19	Texas Southern\$	W	70-53
D 20	Santa Clara\$	W	81-72
D 27	Brigham Young!	W	73-53
D 29	Nebraska!	W	87-62
D 30	Kansas!	W	76-65
J 3	Norfolk State	W	86-67
J 10	at San Diego State*	L	72-81
J 17	SMU*	W	77-68
J 19	TCU*	L	76-83
J 22	at Rice*	W	65-63
J 24	at Tulsa*	L	63-64
J 31	San Jose State*	W	68-62
F 2	Fresno State*	L	76-91
F 4	San Diego State*	L	67-76
F 12	at TCU*	L	84-126
F 14	at SMU*	W	94-82
F 19	Rice*	W	69-50
F 21	Tulsa*	W	72-62
F 26	at San Jose State*	W	65-48
F 28	at Fresno State*	W	92-78
M 3	at UNLV^	L	59-64
M11	Arizona State%	W	90-73
M16	Gonzaga%	W	78-70
M19	Fresno State%	L	83-85

@ - United Airlines Tip-off Tournament (Honolulu)
- Powerbar Invitational (Honolulu)
\$ - Zippy's Invitational (Honolulu)
! - Hawai'i-Nike Festival (Honolulu)
! - Outrigger Hotels Rainbow Classic (Honolulu)
* - Western Athletic Conference game
^ - WAC Tournament (Las Vegas, NV)
% - National Invitation Tournament (sites vary)

Team Roster: Eric Ambrozich, Anthony "AC" Carter, Casey Cartwright, Erin Galloway, Rahul Hall, Chad Hook, Micah Kroeger, Luke Meyers, Greg Miller, Brian Moeller, Dean Pennebaker, Michael Robinson, Robbie Robinson, Kelii Silva, Alikea Smith, Ales Zivanovic
Captain: Mike Robinson
Home Attendance: 211,520 (9,615)

Season Notes

- UH earns second straight NIT bid, advancing to the tournament quarterfinals.
- The 'Bows begin the season with upset of Indiana and defeats No. 2 Kansas in the Rainbow Classic championship for the biggest upset in school history.
- Hawai'i enters the AP Poll for the first time in nearly 25 years and remains ranked for three straight weeks.
- Senior guard Anthony Carter named WAC Pacific Division Player of the Year.

NIT

NIT



1998-99
6-20 Overall
3-11 WAC (7th Pacific)
Coach: Riley Wallace

N 15	California	L	60-71
N 19	Nicholls State@	W	62-44
N 20	Oklahoma State@	L	37-58
N 27	Wichita State#	W	73-51
N 29	Auburn#	L	57-84
D 3	Cal State Northridge\$	L	79-89
D 4	Georgia State\$	L	62-72
D 18	Eastern Illinois%	L	72-73
D 19	St. Bonaventure%	L	69-78
D 27	SW Louisiana!	W	54-51
D 29	UNC-Charlotte!	L	68-70
D 30	Texas!	L	72-84
J 7	at UTEP*	L	53-66
J 9	at New Mexico*	L	59-82
J 16	Brigham Young*	L	59-60
J 18	Utah*	L	46-60
J 23	San Diego State*	W	87-67
J 28	at San Jose State*	L	55-70
J 30	at Fresno State*	L	66-93
F 4	UTEP*	L	66-76
F 6	New Mexico*	W	72-68
F 11	at Brigham Young*	L	68-81
F 13	at Utah*	L	55-82
F 20	at San Diego State*	L	72-78
F 25	San Jose State*	W	65-62
F 27	Fresno State*	L	71-83

@ - VoiceStream Wireless Challenge (Honolulu)
- United Airlines Tip-off Tournament (Honolulu)
\$ - PowerBar Invitational (Honolulu)
% - Nike Festival (Honolulu)
* - Western Athletic Conference game

Team Roster: Marquette Alexander, Casey Cartwright, Philipp Czernin, Erin Galloway, Gary Gillman, Damon Lee, Mike McIntyre, Brian Moeller, Jeremy Robinson, Michael Robinson, Kelii Silva, Johnny White
Captain: Mike Robinson
Home Attendance: 149,351 (7,861)

Season Notes

- Erin Galloway sets new school record for career field-goal percentage (.562).
- Senior captain Mike Robinson ties school record with eight blocks in a win over San Jose State.
- UH suffers just second losing mark in six years and fails to qualify for the WAC Tournament for the first time in school history.



1999-2000
17-12 Overall
5-9 WAC (6th)
Coach: Riley Wallace

N 19	Tennessee-Martin@	W	84-68
N 21	Bowling Green@	L	49-53
N 26	William & Mary#	W	89-63
N 28	VMI#	W	78-61
D 4	Prairie View A&M\$	W	77-59
D 5	Pacific\$	W	72-42
D 8	at USC	L	56-85
D 20	Florida-Atlantic%	W	87-60
D 21	Western Illinois%	W	72-58
D 22	Creighton%	W	73-53
D 27	Bradley!	W	67-63
D 29	Colorado!	W	76-74
D 30	Oregon!	W	66-63
J 8	at UTEP*	L	83-95
J 12	SMU*	L	73-79
J 15	TCU*	W	90-86
J 20	at Rice*	W	68-65
J 22	at Tulsa*	L	78-100
J 29	San Jose State*	W (ot)	84-75
F 3	UTEP*	W	85-76
F 5	Fresno State*	L	77-85
F 10	at TCU*	L	96-106
F 12	at SMU*	L	73-89
F 17	Tulsa*	L	61-75
F 19	Rice*	W	90-63
F 26	at San Jose State*	L	50-67
M 4	at Fresno State*	L	69-79
M 9	vs. SMU^	W	87-82
M10	at Fresno State^	L (2ot)	100-103

@ - PEPSI ONE/NEXTEL Challenge (Honolulu)
- United Airlines Tip-off Tournament (Honolulu)
\$ - Hawai'i Invitational (Honolulu)
% - Nike Festival (Honolulu)
! - Outrigger Hotels Rainbow Classic (Honolulu)
* - Western Athletic Conference game
^ - WAC Tournament (Fresno, CA)

Team Roster: Marquette Alexander, Carl English, Todd Fields, Rahula Hall, Ryne Holliday, Bernard McIntosh, Mike McIntyre, Lane O'Connor, Troy Ostler, Nerijus Puida, Jeremy Robinson, Predrag Savovic, Tre Stovall, Lance Takaki, Johnny White
Captain: Marquette Alexander
Home Attendance: 133,559 (avg. 7,029)

Season Notes

- One of the top turnaround teams in the nation with an 11-win improvement from the previous year.
- UH captures its second Rainbow Classic title in three years with win over Oregon.
- Predrag Savovic named to the all-WAC Newcomer Team.



2000-01
17-14 Overall
8-8 WAC (t-5th)
Coach: Riley Wallace

N 17	Louisville	L	71-86
N 24	SE Louisiana@	W	59-55
N 26	San Diego@	L	63-65
D 9	at UCLA	L	64-84
D 16	Texas-Pan American	W	86-73
D 21	Georgia State#	L	64-65
D 22	Cal State Northridge#	W	76-70
D 23	UAB#	W	100-86
D 27	Manhattan!	W	81-67
D 29	Saint Louis!	W	75-67
D 30	Tennessee!	L	58-69
J 4	at TCU*	L	64-103
J 6	at SMU*	L	56-69
J 11	UTEP*	L	71-79
J 13	Tulsa*	W	68-65
J 20	San Jose State*	W (ot)	65-64
J 25	at Rice*	L	64-70
J 28	at Tulsa*	L	67-79
F 1	Fresno State*	W	91-73
F 3	Nevada*	W	76-69
F 8	at Nevada*	L	60-73
F 11	at Fresno State*	L	63-86
F 15	SMU*	W	79-65
F 17	Rice*	W	61-53
F 22	TCU*	W	102-87
M 1	at San Jose State*	W	71-61
M 3	at UTEP*	L	77-85
M 8	vs. TCU^	W	99-79
M 9	vs. Fresno State ^	W	76-67
M10	at Tulsa ^	W (ot)	78-72
M16	vs. Syracuse%	L	69-79

@ - United Airlines Tip-off Tournament (Honolulu)
- Nike Festival (Honolulu)
! - Outrigger Hotels Rainbow Classic (Honolulu)
* - Western Athletic Conference game
^ - WAC Tournament (Tulsa, OK)
% - NCAA Tournament (Dayton, OH)

Team Roster: Mindaugas Burneika, Carl English, Todd Fields, David Hilton, Ryne Holliday, Phil Martin, Mike McIntyre, Lane O'Connor, Troy Ostler, Nerijus Puida, Bosko Radovic, Predrag Savovic, Haim Shimonovich, Lance Takaki, Ricky Terrell
Captains: Troy Ostler, Nerijus Puida
Home Attendance: 116,802 (avg. 6,489)

Season Notes

- Hawai'i wins its second-ever WAC Tournament championship with an improbable run in Tulsa, Okla.
- The Rainbows make third trip to NCAA Tournament in program history, falling to Syracuse in the first round.
- Riley Wallace earns WAC and NABC District 13 Coach of the Year honors.



2001-02
27-6 Overall
15-3 WAC (1st)
Coach: Riley Wallace

N 16	Norfolk State@	W	76-52
N 18	Drake@	W	74-63
N 23	vs. Mercer#	W	89-72
N 24	vs. Colorado State#	L	59-61
N 25	vs. Wisconsin#	W	60-57
N 27	Northwestern State	W	60-58
D 10	Alcorn State	W	62-48
D 14	San Diego State	L	58-61
D 19	Portland!	W	75-68
D 21	Iona!	W	67-56
D 22	Georgia!	W	54-44
D 27	Fresno State*	W	83-73
D 29	Nevada*	W	58-40
J 3	at UTEP*	W	70-68
J 5	at Boise State*	W	64-62
J 10	Louisiana Tech*	W	81-61
J 12	SMU*	W	83-74
J 19	at San Jose State*	L	53-57
J 24	at Rice*	W	88-79
J 26	at Tulsa*	W	90-82
J 31	Boise State*	W	67-56
F 2	UTEP*	W	75-60
F 7	at SMU*	W	85-76
F 9	at Louisiana Tech*	L	57-61
F 16	San Jose State*	W	71-46
F 21	Tulsa*	W	86-85
F 23	Rice*	W	79-50
F 28	at Nevada*	L	69-79
M 2	at Fresno State*	W	82-79
M 7	vs. San Jose State^	W	71-56
M 8	vs. Nevada^	W	90-68
M 9	at Tulsa^	W	73-59
M15	vs. Xavier%	L	58-70

@ - Nike Tip-off Tournament (Honolulu)
- Big Island Invitational Tournament (Hilo, Hawai'i)
! - Outrigger Hotels Rainbow Classic (Honolulu)
* - Western Athletic Conference game
^ - WAC Tournament (Tulsa, OK)
% - NCAA Tournament (Dallas, TX)

Team Roster: Nkeruwm "Tony" Akpan, Mindaugas Burneika, Mark Campbell, Carl English, Ryne Holliday, Paul Jesinskis, Gabe Lombard, Phil Martin, Mike McIntyre, Dan Pickart, Predrag Savovic, Haim Shimonovich, Lance Takaki, Luc-Arthur Vebobe, Milos Zivanovic
Captains: Predrag Savovic, Mike McIntyre, Mindaugas Burneika
Home Attendance: 126,274 (avg. 7,428)

Season Notes

- UH sets new school record with 27 wins.
- The first and only team in school history to win both the WAC regular-season and tournament titles in the same year.
- Rainbows finish the season ranked No. 25 in the AP Poll.
- Senior guard Predrag Savovic is named an AP honorable mention All-American.



2002-03

19-12 Overall

9-9 WAC (t-5th)

Coach: Riley Wallace

N 22	Arkansas-Little Rock@	W	81-65
N 24	Texas A&M-CC@	W	100-81
D 14	at San Diego State	L	49-60
D 20	Eastern Illinois#	W	81-65
D 21	New Orleans#	W	68-56
D 27	Bradley!	W	90-69
D 29	Tennessee Tech!	W	74-61
D 30	Butler!	W (ot)	81-78
J 2	at UTEP*	W	64-52
J 4	at Boise State*	L (ot)	63-65
J 9	SMU*	W	72-55
J 11	Louisiana Tech*	W	57-53
J 13	Fresno State*	W	88-77
J 18	at San Jose State*	L	67-79
J 23	at Fresno State*	L	55-56
J 25	at Nevada*	L	65-73
J 30	Rice*	W	85-70
F 1	Tulsa*	W (ot)	73-67
F 6	at Louisiana Tech*	L	65-66
F 8	at SMU*	L	69-78
F 15	San Jose State*	L	54-55
F 19	Nevada*	W	73-71
F 22	at Kent State\$	W	79-78
F 27	at Tulsa*	L	51-76
M 1	at Rice*	L	58-75
M 6	Boise State*	W	68-65
M 8	UTEP*	W	77-63
M13	vs. Rice^	W (ot)	62-61
M14	at Tulsa^	L	56-66
M19	at UNLV%	W	85-68
M24	at Minnesota%	L	70-84

@ - Hawaiian Airlines Tip-off Tournament (Honolulu)
- Adidas Festival (Honolulu)
! - Outrigger Hotels Rainbow Classic (Honolulu)
* - Western Athletic Conference game
\$ - ESPN BracketBuster Saturday (Kent, OH)
^ - WAC Tournament (Tulsa, OK)
% - National Invitation Tournament (sites vary)

Team Roster: Nkeruwm "Tony" Akpan, Ikaika Alama-Francis, Mark Campbell, Jason Carter, Carl English, Ryne Holliday, Michael Kuebler, Gabe Lombard, Phil Martin, Mike McIntyre, Vaidotas Peciukas, Dan Pickart, Haim Shimonovich, Lance Takaki, Milos Zivanovic

Captain: Mark Campbell

Home Attendance: 117,621 (avg. 7,351)

Season Notes

- UH overcomes 17-point deficit with less than five minutes remaining and eventually defeats Butler for second straight Rainbow Classic title.
- UH advances to the WAC Tournament semifinals for the third straight season.
- UH earns third straight postseason berth.



2003-04

21-12 Overall

11-7 WAC (5th)

Coach: Riley Wallace

N 21	UC Santa Barbara	L	51-57
N 24	vs. Santa Clara@	W	56-43
N 25	vs. Chaminade@	W	68-54
N 26	vs. Dayton@	L	72-82
D 15	Oregon State	W (ot)	70-67
D 20	Texas Southern#	W	97-67
D 21	New Orleans#	W	92-64
D 27	Lamar!	W	94-88
D 29	IUPUI!	W	82-64
D 30	Fairfield!	W (ot)	50-49
J 3	Fresno State*	L	58-69
J 5	Nevada*	W	60-53
J 10	at San Jose State*	W	83-76
J 15	at SMU*	W	66-65
J 17	at Louisiana Tech*	W	67-60
J 22	UTEP*	W	85-63
J 24	Boise State*	W	64-58
J 28	at Rice*	L	73-76
J 31	at Tulsa*	W (2ot)	73-71
F 7	San Jose State*	W	56-55
F 12	Louisiana Tech*	L	61-62
F 14	SMU*	W	62-59
F 18	at Boise State*	L	57-74
F 21	at Southern Illinois\$	L	62-66
F 23	at UTEP*	L	62-71
F 27	Tulsa*	W	92-62
F 29	Rice*	W	91-77
M 4	at Nevada*	L	64-77
M 6	at Fresno State*	L	60-69
M11	vs. Rice^	L	68-70
M17	at Utah State%	W	85-74
M22	Nebraska%	W	84-83
M24	at Michigan%	L	73-88

@ - EA Sports Maui Invitational (Lahaina, Maui)
- Adidas Festival (Honolulu)
! - Outrigger Hotels Rainbow Classic (Honolulu)
* - Western Athletic Conference game
\$ - ESPN BracketBuster Saturday (Carbondale, IL)
^ - WAC Tournament (Fresno, CA)
% - National Invitation Tournament (sites vary)

Team Roster: Jeff Blackett, Jason Carter, Garland Gantt, Paul Jesinskis, Michael Kuebler, Logan Lee, Phil Martin, Bobby Nash, Vaidotas Peciukas, Julian Sensley, Haim Shimonovich, Jake Sottos, Milos Zivanovic

Captains: Phil Martin, Haim Shimonovich
Home Attendance: 126,539 (avg. 7,443)

Season Notes

- UH extends its Stan Sheriff Center win streak to 24 games, before falling to San Jose State.
- UH defeats a ranked team on the road for the first time in school history with its NIT first-round win over No. 25 Utah State.
- UH advances to the quarterfinals for the third time in its last five NIT appearances.
- Michael Kuebler sets a single-season record with 97 3-pointers.



2004-05

16-13 Overall

7-11 WAC (7th)

Coach: Riley Wallace

N 23	Mississippi Valley St. W	71-58
N 26	Coastal Carolina	W 72-65
N 29	Southern Illinois	W 66-64
D 4	at Saint Louis	W 53-52
D 11	Saint Mary's (Calif.)	W 84-77
D 20	Long Beach State!	W 54-45
D 22	Oral Roberts!	W 55-54
D 23	USC!	W 72-68
D 29	at Fresno State*	L 78-79
J 1	at Nevada*	L 55-58
J 8	San Jose State*	W 71-45
J 13	SMU*	W 71-59
J 15	Louisiana Tech*	L 59-61
J 20	at UTEP*	L 70-71
J 22	at Boise State*	L 76-80
J 27	Rice*	W (ot) 75-72
J 29	Tulsa*	W 76-73
F 5	at San Jose State*	W 84-73
F 10	at Louisiana Tech*	L 70-71
F 12	at SMU*	L 65-71
F 16	Boise State*	W 81-67
F 19	Wisconsin-Milwaukee\$	L 81-87
F 21	UTEP*	L 67-71
F 25	at Tulsa*	L 76-83
F 27	at Rice*	L 61-80
M 3	Nevada*	L 47-55
M 5	Fresno State*	W 66-59
M 8	vs. San Jose State^	W 72-48
M10	vs. UTEP^	L 62-80

! - Outrigger Hotels Rainbow Classic (Honolulu)
* - Western Athletic Conference game
\$ - ESPN BracketBuster Saturday (Honolulu)
^ - WAC Tournament (Reno, NV)

Team Roster: Jeff Blackett, Chris Botez, Seth Caine, Matt Gibson, Matt Gipson, Kris Groce, Kenny Kelly, Bobby Nash, Vaidotas Peciukas, Julian Sensley, Jake Sottos, Deonte Tatum, Milos Zivanovic

Captain: Jake Sottos

Home Attendance: 123,092 (avg. 7,241)

Season Notes

- UH opens the season with an 84-62 upset of No. 4 Michigan State.
- Hawai'i wins school-record fourth straight Rainbow Classic title.



2005-06

17-11 Overall

10-6 WAC (4th)

Coach: Riley Wallace

N 19	Michigan State	W	84-62
N 22	at UNLV	L	61-67
N 26	Saint Louis	W	82-64
D 6	UNLV	W	78-72
D 10	at UW-Milwaukee	L	52-58
D 17	Utah State*	W	69-59
D 20	Loyola Marymount!	W	66-63
D 22	Colorado State!	L	61-67
D 23	Northwestern State!	W	80-76
D 27	North Carolina A&T	W	66-60
D 29	Penn	L	55-58
J 5	Nevada*	W (ot)	73-69
J 12	at Louisiana Tech*	L	62-65
J 14	at New Mexico State*	L	84-87
J 21	Fresno State*	W	73-65
J 23	Boise State*	W	72-61
J 28	at Nevada*	L	55-73
J 30	at Utah State*	L	52-63
F 2	Idaho*	W	81-61
F 4	San Jose State*	W	83-68
F 11	at Boise State*	W	73-64
F 13	at Fresno State*	L	67-73
F 18	Santa Clara	W	67-57
F 22	at Idaho*	W	70-66
F 25	at San Jose State*	W	61-60
M 2	New Mexico State*	W	61-56
M 4	Louisiana Tech*	L	48-51
M 9	vs. New Mexico State^	L	57-58

! - Outrigger Hotels Rainbow Classic (Honolulu)
* - Western Athletic Conference game
^ - WAC Tournament (Reno, NV)

Team Roster: Chris Botez, Matt Gibson, Matt Gipson, Ahmet Gueye, Matt Lojeski, Jack Miller, Bobby Nash, Julian Sensley, Deonte Tatum, Hiram Thompson, Dominic Waters, John Wilder, Milos Zivanovic

Captains: Deonte Tatum, Julian Sensley

Home Attendance: 125,523 (avg. 7,384)

Season Notes

- Hawai'i records seventh straight winning season.
- Dominic Waters named WAC Freshman of the Year.



2006-07 18-13 Overall

8-8 WAC (t-5th)

Coach: Riley Wallace

N 10	at UNLV	L	59-73
N 13	Coppin State	W	79-67
N 19	Oregon State	W	85-41
N 23	vs. Hofstra#	W	80-79
N 24	vs. California#	L	56-72
N 25	vs. Pacific#	W	71-60
N 29	at Santa Clara	L	59-68
D 5	UNLV	L	58-61
D 16	Northwestern State	W	89-78
D 20	San Francisco!	W	89-85
D 22	Nebraska!	W	81-72
D 23	Creighton!	W	76-60
D 28	Tennessee-Martin	W	66-53
J 4	at New Mexico State*	L	86-92
J 6	at Louisiana Tech*	L	67-70
J 11	Fresno State*	W	83-66
J 13	Nevada*	L (ot)	66-68
J 18	at Idaho*	L	75-76
J 20	at Boise State*	L	62-73
J 25	San Jose State*	W	72-52
J 29	Utah State*	W	69-61
F 1	at Fresno State*	W	54-42
F 3	at Nevada*	L	68-69
F 10	Louisiana Tech*	W	74-50
F 12	New Mexico State*	L	68-71
F 14	at Utah State*	L	50-58
F 17	at Long Beach State	W	93-78
F 24	at San Jose State*	W	67-55
M 1	Idaho*	W	81-64
M 3	Boise State*	W	92-75
M 8	vs. Utah State^	L	70-73

- Great Alaska Shootout (Anchorage, AK)
! - Outrigger Hotels Rainbow Classic (Honolulu)
* - Western Athletic Conference game
^ - WAC Tournament (Las Cruces, NM)

Team Roster: Jared Dillinger, Todd Follmer, Matt Gibson, Ahmet Gueye, Matt Lojeski, Todd Lowenthal, Riley Luettgerodt, Bobby Nash, P.J. Owsley, Alex Veit, Stephen Verwers, Dominic Waters
Captains: Matt Lojeski, Ahmet Gueye
Home Attendance: 102,959 (avg. 6,435)

Season Notes

- The 20th and final season for head coach Riley Wallace.
- Wallace closes career with school-record 334 wins.
- Rainbow Warriors notch eighth straight winning season.
- Matt Lojeski earns all-WAC second-team honors.
- Ahmet Gueye earns all-WAC all-defensive honors.



2007-08 11-19 Overall

7-9 WAC (5th)

Coach: Bob Nash

N 9	San Diego	L	72-73
N 16	Illinois	L	77-79
N 18	Alcorn State	W	84-55
N 21	at New Mexico	L	60-89
N 27	Coppin State	W	79-58
D 2	at San Diego	L	67-81
D 9	Long Beach State	W	61-57
D 19	Louisiana-Lafayette!	L	59-61
D 21	St. John's!	L	62-68
D 22	Georgia!	L	59-67
D 27	New Mexico	L	68-78
D 30	Centenary	W	74-66
J 3	at Utah State*	L	80-86
J 5	at San Jose State*	W	85-79
J 12	Nevada*	L	59-77
J 14	San Jose State*	W	65-64
J 19	Fresno State*	W	75-62
J 24	at Boise State*	L	80-95
J 26	at Idaho*	W	58-53
J 31	New Mexico State*	W	94-71
F 2	Louisiana Tech*	W	71-57
F 9	at Nevada*	L	68-88
F 16	Utah State*	W	71-66
F 20	at Fresno State*	L	65-70
F 23	at UC Riverside	L	62-79
F 28	Idaho*	L (ot)	77-85
M 1	Boise State*	L	71-78
M 6	at Louisiana Tech*	L	62-69
M 8	at New Mexico State*	L	71-106
M13	vs. Boise State^	L	74-80

! - Outrigger Hotels Rainbow Classic (Honolulu)
* - Western Athletic Conference game
^ - WAC Tournament (Las Cruces, NM)

Team Roster: Bill Amis, Paul Campbell, Jared Dillinger, Matt Gibson, Riley Luettgerodt, Adhar Mayen, Bobby Nash, Kareem Nitoto, P.J. Owsley, Alex Veit, Stephen Verwers
Captains: Matt Gibson, Riley Luettgerodt, Bobby Nash
Home Attendance: 111,072 (avg. 6,171)

Season Notes

- Debut season for head coach Bob Nash.
- UH's first losing mark in nine years.
- Seniors Matt Gibson and Bobby Nash each join 1,000-point club.
- Gibson earns all-WAC second-team and all-defensive honors.
- Bobby Nash sets new single-season mark for free-throw accuracy (.879).



2008-09 13-17 Overall

5-11 WAC (8th)

Coach: Bob Nash

N 14	San Francisco\$	L	70-75
N 16	Cal State Fullerton\$	L	76-90
N 17	Idaho State	W (ot)	67-63
N 24	Iowa State	W	60-59
D 1	Prairie View A&M	W	78-70
D 8	at Illinois	L	58-68
D 13	Eastern Washington	W	75-55
D 15	Chicago State	W	85-75
D 23	UC Riverside	W	56-46
D 27	Colorado State!	L	58-74
D 29	George Washington!	W	73-47
D 30	Pepperdine!	W	78-70
J 3	Boise State*	L	58-70
J 5	Louisiana Tech*	W	65-64
J 8	at Idaho*	L	47-67
J 10	at Boise State*	L	49-54
J 17	San Jose State*	L	61-73
J 22	at Nevada*	L	63-74
J 24	Utah State*	L	51-67
J 29	at Louisiana Tech*	W	54-53
J 31	at New Mexico State*	L	72-82
F 5	Fresno State*	W	69-43
F 7	Idaho*	W	71-49
F 14	Nevada*	L	46-47
F 19	at Fresno State*	W	73-69
F 21	UC Irvine	L	70-76
F 26	at Utah State*	L	62-82
F 28	at San Jose State*	L	59-61
M 7	New Mexico State*	L	59-70
M 7	vs. Fresno State^	L	58-62

\$ - Verizon Wireless Tipoff Classic

! - Outrigger Hotels Rainbow Classic (Honolulu)

* - Western Athletic Conference game

^ - WAC Tournament (Reno, Nev.)

Team Roster: Brandon Adams, Beau Albrechtson, Bill Amis, Petras Balocka, Paul Campbell, Conrad Fitzgerald, Roderick Flemings, Adam Jespersen, Leroy Lutu, Adhar Mayen, Kareem Nitoto, Lasha Parghalava, Hiram Thompson, Ji Xiang
Captain: Bill Amis
Home Attendance: 117,779 (avg. 5,889)

Season Notes

- UH wins a pair of nationally televised games versus Idaho State and at Fresno State.
- UH holds three straight opponents to under 50 points, a first in the modern era.
- Roderick Flemings scores 37 points in a win over Eastern Washington, tying a Stan Sheriff Center record for points by a 'Bow.
- Flemings earns all-WAC second-team and all-newcomer honors.



2009-10 10-20 Overall

3-13 WAC (9th)

Coach: Bob Nash

N 13	Southern Utah\$	W	65-48
N 15	McNeese State\$	W	73-65
N 16	Northern Colorado	L	75-81
N 20	Brigham Young	L	65-83
N 27	New Mexico	L	71-83
D 2	at UC Irvine	L	70-80
D 6	Lamar	W	96-78
D 9	Chaminade	W	70-61
D 12	Chicago State	W	83-58
D 22	College of Charleston!	W	84-71
D 23	UNLV!	L	53-77
D 25	Saint Mary's!	L	75-84
D 28	Northwestern State	W	81-62
J 2	Idaho*	L	52-59
J 4	Boise State*	W	76-68
J 9	at Fresno State*	L	64-78
J 11	at Utah State*	L	54-98
J 17	San Jose State*	W	68-67
J 21	New Mexico State*	L	69-71
J 23	Louisiana Tech*	L	60-65
J 28	at San Jose State*	L	60-83
J 30	at Nevada*	L	60-66
F 6	Fresno State*	L	51-61
F 13	at Louisiana Tech*	L	60-66
F 15	at New Mexico State*	L	64-88
F 20	Cal Poly	L	89-102
F 25	Utah State*	L	50-61
F 27	Nevada*	W	74-63
M 4	at Boise State*	L	63-82
M 6	at Idaho*	L	69-78

\$ - Outrigger Hotels Rainbow Classic (Honolulu)

! - Hawaiian Airlines Diamond Head Classic (Honolulu)

* - Western Athletic Conference game

Team Roster: Brandon Adams, Beau Albrechtson, Petras Balocka, Paul Campbell, Rykin Enos, Roderick Flemings, Douglas Kurtz, Jeremy Lay, Leroy Lutu, Adhar Mayen, Hiram Thompson, Dwain Williams, Ji Xiang
Captains: Bill Amis, Hiram Thompson
Home Attendance: 119,004 (avg. 5,667)

Season Notes

- UH hosts the inaugural Hawaiian Airlines Diamond Head Classic.
- Roderick Flemings scores 39 points in a loss to Cal Poly, setting a record for points by a 'Bow at the Stan Sheriff Center.
- Flemings named all-WAC honorable mention.
- UH earns the program's 1000th all-time victory with a 68-67 win over San Jose State.



2010-11
19-13 Overall
8-8 WAC (t-5th)
Coach: Gib Arnold

N 12	Montana State\$	W	77-59
N 13	Cal State Fullerton\$	W	84-70
N 15	Central Michigan\$	W	65-62
N 19	Central Arkansas	W	83-69
N 24	Arkansas-Pine Bluff	W	70-63
D 1	at Cal Poly	L	53-54
D 4	at Brigham Young@	L	57-78
D 11	Hawai'i Pacific	W	72-50
D 17	Chicago State#	W	86-57
D 22	Florida State!	L	62-70
D 23	Utah!	W	68-55
D 25	Mississippi State!	W	68-57
D 29	at Utah State*	L	66-74
D 31	at Nevada*	L	69-86
J 6	Idaho*	L	44-59
J 8	Boise State*	L	55-79
J 13	at New Mexico State*L	L	64-82
J 15	at Louisiana Tech*	W	56-48
J 20	Fresno State*	W	62-52
J 22	San Jose State*	W	67-61
J 29	Utah State*	L (2ot)	84-89
F 3	at Boise State*	W	73-66
F 5	at Idaho*	L	61-75
F 14	Nevada*	W (ot)	69-67
F 19	at UC Davis	W	83-69
F 24	Louisiana Tech*	W	71-58
F 26	New Mexico State*	W	76-70
M 3	at San Jose State*	W	77-71
M 5	at Fresno State*	L	70-85
M 9	vs San Jose State%	L	74-75
M 15	Portland^	W	76-64
M 19	San Francisco^	L	74-77

\$ - Outrigger Hotels Rainbow Classic (Honolulu)
@ - at Salt Lake City, Utah
! - Hawaiian Airlines Diamond Head Classic (Honolulu)
- at Lahaina, Maui
* - Western Athletic Conference game
% - Verizon Western Athletic Conference Tournament
^ - CollegeInsider.com Postseason Tournament

Team Roster: Bill Amis, Dominick Brumfield, Bo Barnes, Jordan Coleman, Vander Joaquim, Zane Johnson, Douglas Kurtz, Bobby Miles, Jeremiah Ostrowski, Anthony Salter, Joston Thomas, Hiram Thompson, Trevor Wiseman
Captains: Bill Amis, Hiram Thompson, Douglas Kurtz
Home Attendance: 120,674 (avg. 6,531)

Season Notes

- UH nearly doubles win total from year prior as Gib Arnold ties school-record for wins by first-year coach (19).
- Rainbow Warriors make first postseason appearance in seven years with bid to the CollegeInsider.com Postseason Tournament.
- All-WAC newcomer Zane Johnson drains a single-season record 98 three-pointers.
- Senior forward Bill Amis earns spot on all-WAC second team.



2011-12
16-16 Overall
6-8 WAC (t-5th)
Coach: Gib Arnold

N 14	Cal State Northridge	W	86-67
N 19	vs. Gonzaga\$	L	54-73
N 22	Eastern Washington	L	72-89
N 25	Pacific	W	75-70
D 3	at Pepperdine	L	67-73
D 6	at Pacific	L	54-64
D 11	UC Davis	W	74-61
D 16	at UH-Hilo@	W	79-66
D 18	vs. NC A&T#	W	65-57
D 22	Auburn!	L	62-65
D 23	Xavier!	W (ot)	84-82
D 25	Clemson!	W	75-68
D 29	South Carolina State	W	100-73
D 31	UNLV	L	69-74
J 7	San Jose State*	W	82-69
J 12	at Fresno State*	W (ot)	74-68
J 14	at Nevada*	L	74-77
J 19	Louisiana Tech*	L	70-74
J 21	New Mexico State*	W	91-87
J 26	at Utah State*	L	72-77
J 28	at Idaho*	W	76-70
F 4	at San Jose State*	W (ot)	83-81
F 9	Nevada*	L	79-88
F 11	Fresno State*	W	62-58
F 14	New Orleans	W	82-58
F 18	at Montana	L	79-94
F 23	at New Mexico State*L	L	73-115
F 25	at Louisiana Tech*	L	67-84
M 1	Idaho*	L	63-82
M 3	Utah State*	L	60-61
M 8	vs. Idaho%	W	72-70
M 9	vs. New Mexico State%	L	81-92

\$ - BC Basketball Classic (Vancouver, B.C.)
@ - at Kona, Hawai'i
- at Wailuku, Maui
! - Hawaiian Airlines Diamond Head Classic (Honolulu)
* - Western Athletic Conference game
% - Verizon Western Athletic Conference Tournament

Team Roster: Hauns Brereton, Tyler Brown, Garrett Jefferson, Vander Joaquim, Zane Johnson, Bobby Miles, Pi'i Minns, Jeremiah Ostrowski, Davis Rozitis, Shaquille Stokes, Joston Thomas, Trevor Wiseman
Captains: Zane Johnson, Vander Joaquim, Jeremiah Ostrowski
Home Attendance: 109,723 (avg. 6,454)

Season Notes

- UH picks up first win over a ranked opponent in six years with an overtime upset of #14 Xavier.
- UH finishes in a tie for fifth place in its 33rd and final season in the Western Athletic Conference.
- UH won its first WAC Tournament game in seven years with a 72-70 quarterfinal win over Idaho.
- Senior guard Zane Johnson became the school's all-time leader in three-pointers made with 180 in just two seasons.
- Junior center Vander Joaquim earns spot on all-WAC first team.



2012-13
17-15 Overall
10-8 Big West (5th)
Coach: Gib Arnold

N 9	Md. Eastern Shore!	W	76-64
N 11	Arkansas-Pine Bluff!	W	81-54
N 12	Houston Baptist!	W	73-60
N 16	Illinois	L (ot)	77-78
N 20	North Dakota	W	71-66
D 1	at UNLV	L	63-77
D 8	Pepperdine	L	56-63
D 15	vs. Chaminade#	W	104-93
D 22	Miami\$	L	58-73
D 23	East Tennessee St.\$	W	84-61
D 25	Ole Miss\$	L	66-81
D 29	Cal State Northridge*	W	74-71
J 3	Cal State Fullerton*	W	90-88
J 5	UC Riverside*	W	76-61
J 9	at UC Irvine*	L	64-68
J 12	at Long Beach State*	L	72-76
J 17	Pacific*	W	60-52
J 19	UC Davis*	L	82-93
J 24	at Cal Poly*	L	59-88
J 26	at UC Santa Barbara*	W	78-73
J 31	at UC Riverside*	W	72-68
F 2	at Cal State Fullerton*	W	77-75
F 7	Long Beach State*	W	94-73
F 9	UC Irvine*	W	78-72
F 14	at UC Davis*	L	65-89
F 16	at Pacific*	L	71-80
F 23	Northern Arizona	W	84-50
F 28	UC Santa Barbara*	W	70-66
M 2	Cal Poly*	L	61-64
M 7	at Cal State Northridge*L	L	75-88
M 14	vs. UC Irvine%	L	60-71
M 20	Air Force&	L	65-69

! - Outrigger Hotels and Resorts Rainbow Classic
- at Ho'olehua, Molokai
\$ - Hawaiian Airlines Diamond Head Classic
% - Big West Tournament (Anaheim, Calif.)
& - CollegeInsider.com Tournament
* - Conference Game

Team Roster: Hauns Brereton, Manroop Clair, Isaac Fotu, Michael Harper, Brandon Jawato, Garrett Jefferson, Vander Joaquim, Ozren Pavlovic, Davis Rozitis, Brandon Spearman, Christian Standhardinger, Jace Tavita
Captains: Hauns Brereton, Vander Joaquim, Jace Tavita
Home Attendance: 124,612 (avg. 6,231)

Season Notes

- Rainbow Warriors earn bid to the CollegeInsider.com Postseason Tournament for the second time in three years.
- The 'Bows finish its first season in the Big West with a 10-8 record, the team's first winning regular-season league record since 2005-06.
- Senior center Vander Joaquim becomes the 15th player in school history to reach 1,000 career points.
- Isaac Fotu earns Big West Co-Freshman of the Year while Christian Standhardinger is named first team all-Big West.



2013-14
20-11 Overall
9-7 Big West (4th)
Coach: Gib Arnold

N 8	Tennessee State!	W	85-55
N 9	Western Michigan!	W	78-68
N 12	New Mexico State!	L	88-95
N 16	vs. Missouri#	L	80-92
N 21	UH-Hilo	W	114-63
N 27	New Orleans	W	91-58
N 29	Montana	W	72-61
D 7	at Northern Arizona	W	76-66
D 14	Chaminade^	W	94-84
D 22	Boise State\$	L	61-62
D 23	Saint Mary's\$	W	76-74
D 25	Oregon State\$	W	79-73
D 30	Norfolk State	W	77-66
J 3	Omaha	W	77-73
J 9	at Cal Poly*	L	65-77
J 11	at Cal State Northridge*L	L	78-79
J 18	UC Riverside*	W	100-69
J 23	at UC Davis*	W	90-73
J 25	at UC Irvine*	W (ot)	90-85
J 30	Long Beach State*	L	83-92
F 1	Cal State Northridge*	W	77-63
F 6	UC Santa Barbara*	L	64-75
F 8	Cal Poly*	W	69-60
F 13	at UC Riverside*	W	87-76
F 15	at Cal State Fullerton*	W	83-80
F 20	UC Irvine*	L (ot)	56-60
F 22	UC Davis	W	86-77
F 27	at Long Beach State*	L	61-63
M 6	at UC Santa Barbara*	L	77-86
M 8	Cal State Fullerton*	W	81-77
M 13	vs. Cal State Northridge%	L (ot)	84-87

! - Outrigger Hotels and Resorts Rainbow Classic
- at Kansas City, Mo.
^ - at Lihue, Kaua'i
\$ - Hawaiian Airlines Diamond Head Classic
% - Big West Tournament (Anaheim, Calif.)
* - Conference Game

Team Roster: Dyrbe Enos, Isaac Fotu, Jack Hackman, Michael Harper, Brandon Jawato, Stefan Jovanovic, Garrett Nevels, Davis Rozitis, Keith Shamburger, Quincy Smith, Brandon Spearman, Christian Standhardinger, Mike Thomas, Aaron Valdes
Captains: Davis Rozitis, Brandon Spearman, Christian Standhardinger
Home Attendance: 121,915 (avg. 6,417)

Season Notes

- Rainbow Warriors hit the 20-win barrier for the first time in 10 years.
- The 'Bows average 80.0 points per game, the highest scoring average in nearly four decades.
- Senior forward Christian Standhardinger becomes the 16th player in school history to reach 1,000 career points.
- Standhardinger and Isaac Fotu earn first-team all-Big West honors, the first time UH places two first-team members in the same year. Fotu also named all-region second team.

Team rosters include players who play in at least one game during the season.

NI'HAU • KAUA'I • O'AHU • MOLOKA'I • MAUI • KAHO'OLawe • LANA'I • HAWAI'I

WELCOME TO HAWAI'I

THE ALOHA STATE

AN EDUCATION IN PARADISE

University of Hawai'i's flagship campus located in Mānoa is only minutes from world-renowned landmarks, Waikiki Beach and Diamond Head.

Featuring a student body of over 20,000 from diverse communities, a wide-range of curriculum and athletics complement the superb year-round weather that makes the University of Hawai'i at Mānoa your ideal destination to study, live and play.



2014-15 HAWAII RAINBOW WARRIOR BASKETBALL SCHEDULE

DATE	OPPONENT	SITE	TIME
NOV. 6	HAWAII PACIFIC (<i>Exhibition</i>)		SSC 7:00 P.M.
OUTRIGGER RESORTS RAINBOW CLASSIC			SSC
NOV. 14	CSU Bakersfield vs. High Point		5:00 P.M.
	HAWAII VS. ARKANSAS-PINE BLUFF		7:30 P.M.
NOV. 15	High Point vs. Arkansas-Pine Bluff		5:00 P.M.
	HAWAII VS. CSU BAKERSFIELD		7:30 P.M.
NOV. 17	Arkansas-Pine Bluff vs. CSU Bakersfield		5:00 P.M.
	HAWAII VS. HIGH POINT (ESPN2)		11:59 P.M.
NOV. 19	UH HILO	SSC	7:00 P.M.
NOV. 21	PITTSBURGH	WAILUKU, MAUI	7:00 P.M.
GULF COAST SHOWCASE			ESTERO, FLA.
Nov. 24	San Francisco		8:30 p.m.
Nov. 25	TBA		TBA
Nov. 26	TBA		TBA
DEC. 2	DELAWARE STATE	SSC	7:00 P.M.
Dec. 6	vs. BYU	Salt Lake City, Utah	TBA
Dec. 19	vs. Chaminade	Blaisdell Arena	7:00 P.M.
HAWAIIAN AIRLINES DIAMOND HEAD CLASSIC			SSC
DEC. 22	Ohio vs. George Washington		9:30 A.M.
	DePaul vs. Colorado		11:30 A.M.
	Loyola Marymount vs. Wichita State		6:00 P.M.
	HAWAII VS. NEBRASKA		8:00 P.M.
DEC. 23	TBA		TBA
DEC. 25	TBA		TBA
DEC. 29	SOUTHERN	SSC	7:00 P.M.
JAN. 2	SOUTHEAST LOUISIANA	SSC	7:00 P.M.
JAN. 7	CAL POLY*	SSC	7:00 P.M.
JAN. 10	CAL STATE NORTHRIDGE*	SSC	8:00 P.M.
Jan. 17	at UC Riverside*	Riverside, CA	5:00 p.m.
JAN. 22	UC DAVIS*	SSC	7:00 P.M.
JAN. 24	UC IRVINE*	SSC	7:00 P.M.
Jan. 29	at Cal State Northridge*	Northridge, CA	7:00 p.m.
Jan. 31	at Long Beach State*	Long Beach, CA	4:00 p.m.
Feb. 5	at Cal Poly*	San Luis Obispo, CA	7:00 p.m.
Feb. 7	at UC Santa Barbara*	Santa Barbara, CA	4:00 p.m.
FEB. 12	UC RIVERSIDE*	SSC	7:00 P.M.
FEB. 14	CAL STATE FULLERTON*	SSC	7:00 P.M.
Feb. 19	at UC Irvine*	Irvine, CA	7:00 p.m.
Feb. 21	at UC Davis*	Davis, CA	7:00 p.m.
FEB. 26	LONG BEACH STATE*	SSC	7:00 P.M.
MAR. 5	UC SANTA BARBARA	SSC	7:00 P.M.
Mar. 7	at Cal State Fullerton*	Fullerton, CA	6:00 p.m.
BIG WEST TOURNAMENT			ANAHEIM, CA TBA
MAR. 12	Quarterfinals	TBA	
MAR. 13	Semifinals	TBA	
MAR. 14	FINALS	TBA	

BOLD CAPS = Home games played at Stan Sheriff Center

BOLD ITALICS = Home exhibition game

* Indicates Big West Conference match

Dates and times subject to change

