

HAWAII



GREG SALAS
All-America Candidate
Fred Biletnikoff Award Candidate

CatchGregSalas.com



2010 WARRIOR FOOTBALL MEDIA GUIDE

Photos courtesy of Buffalo Bills, Carolina Panthers, Cleveland Browns, Dallas Cowboys, Detroit Lions, Jacksonville Jaguars, Miami Dolphins, New England Patriots, New York Jets, Oakland Raiders, Saint Louis Rams, San Francisco 49ers, Tennessee Titans, Washington Redskins.



IKAIKA ALAMA-FRANCIS



KYNAN FORNEY



AARON KIA



BRASHTON SATELE



DAVONE BESS



RAY HISATAKE



TRAVIS LABOY



SAMSON SATELE



COLT BRENNAN



C.J. HAWTHORNE



VINCE MANUWAI




ISAAC SOPOAGA



JOHN ESTES



WAYNE HUNTER



MAT MCBRIAR



PISA TINOISAMOA



RYAN GRICE-MULLEN



JAKE INGRAM



RYAN MOUTON



DAVID VEIKUNE

WARRIORS IN THE NFL

TABLE OF CONTENTS

2 MEDIA INFORMATION

Quick Facts	2-3
Media Information	4-5
Media Outlets	6
Aloha Stadium	7

8 WARRIOR FOOTBALL

Season Outlook	8-11
Rosters	12-13
Geographical Roster/Pronunciation Chart	14
Depth Chart	15
Head Coach Greg McMackin	16-17
Assistant Coaches	18-22
Football Support Staff	23
Player Profiles	26-52
Newcomers	53-56

57 THE OPPONENTS

Western Athletic Conference	57
WAC Bowl Affiliations	58
WAC Composite Schedule	59
UH Future Schedules	59
2010 Opponents	60-66
All-Time Opponent Series Records	67
2010 Opponent Series History	68-69

70 2009 IN REVIEW

Season in Review	70-71
Game Recaps & Statistics	72-78
Final Statistics	79-85
WAC Team Statistics	86
WAC Individual Statistics	87-88

90 RECORDS

Passing	90-92
Rushing	93-95
Total Offense	96-97
Receiving	98-99
All-Purpose Yards	100
Punting	101
Scoring	102-103
Kickoff Returns	104
Punt Returns	105
Defense	106-107
Miscellaneous	108
Attendance	109
Margins	110
Streaks	111

112 HISTORY

History of UH Football	112-115
Bowl Appearances	116-120
Bowl Game Record Book	121
Distinguished Alumni	122
National Rankings	123
National Television	124
All-Time Head Coaches	125
All-Time Letterwinners	126-129
Year-by-Year Statistics	130-131
Year-by-Year Records	132-133
All-Time Results	134-140
Awards and Honors	
All-Americans	141-143
Major Award Finalists	144
All-WAC	144-145
Scholar-Athletes	146
All-Star Game Participants	147
Team Awards	148-149
Warriors in the Pros	150-153



2010 SCHEDULE

Date	Opponent	Time
Sept. 2	SOUTHERN CALIFORNIA	5:00 p.m.
Sept. 11	at Army	12:00 p.m. ET
Sept. 18	at Colorado	1:30 p.m. MT
Sept. 25	CHARLESTON SOUTHERN	5:30 p.m.
Oct. 2	LOUISIANA TECH*	5:30 p.m.
Oct. 9	at Fresno State*	7:00 p.m. PT
Oct. 16	NEVADA*	5:30 p.m.
Oct. 23	at Utah State*	3:00 p.m. MT
Oct. 30	IDAHO* (Homecoming)	5:30 p.m.
Nov. 6	at Boise State*	12:00 p.m. MT
Nov. 20	SAN JOSE STATE*	5:30 p.m.
Nov. 27	at New Mexico State*	1:00 p.m. MT
Dec. 4	UNLV	5:30 p.m.

BOLD CAPS = Home games played at Aloha Stadium

All times local to site

* = WAC game


UH MANOA POLICY ON GENDER EQUITY IN INTERCOLLEGIATE ATHLETICS

Gender equity in athletics extends the doctrine of fairness to all areas of athletic activity at the University level. It is activated by a sense of moral obligation that exceeds any specific duty to comply with legal requirements, although it also recognizes the necessity of observing the tenets of Title IX, Patsy Mink Act.

Its desired effect is to offer women and men equal opportunities to participate in sports for which there is demonstrated interest among athletes in Hawai'i and to provide equitable levels of support for coaching, travel, scholarships, operating expenses and facilities used. Beyond these specific goals, gender equity also fosters an attitude and establishes an environment in which men's and women's sports are encouraged in comparable ways.

Those who support gender equity are willing to cooperate in frequent self-evaluations and to implement change so that all student-athletes can have the same opportunity to realize the highest level of their abilities.

A copy of the plan titled, "Believe It, Achieve It," is available in the Senior Woman Administrator's Office.



ON THE COVER:

All-American candidate and Fred Biletnikoff Award nominee, senior slot receiver Greg Salas.

CREDITS: The 2010 University of Hawai'i Warrior Football Media Guide was produced by the University of Hawai'i Sports Media

Relations Office. All rights reserved. Derek Inouchi, Director; Neal Iwamoto, Pakalani Bello, Kara Nishimura, Assistant Directors; Troy Yamamoto, Internet Specialist; Jay Metzger, Multimedia Specialist; Kau'i Awong, Bryson Sevilla, Adrienne Tanaka, Amanda Taulii, Student Assistants. Photography courtesy of Island Sports Media.

GENERAL INFORMATION

Location _____ Honolulu, HI
 Founded _____ 1907
 Enrollment _____ 20,000
 Chancellor _____ Virginia S. Hinshaw
 Athletics Director _____ Jim Donovan
 Colors _____ Green, Black, White, Silver
 Nickname _____ Warriors
 Conference _____ Western Athletic
 Stadium (Capacity) _____ Aloha Stadium (50,000)
 Surface _____ FieldTurf

TEAM INFORMATION

2009 Overall Record _____ 6-7
 2009 WAC Record (Place) _____ 3-5 (5th)
 2009 Bowl Game _____ None
 2009 Final Ranking _____ NR (AP)/NR (Coaches)
 Starters Returning/Lost _____ 15/10
 Offense: 5/6 Defense: 7/4 Special Teams: 3/0
 Lettermen Returning/Lost _____ 48/29
 Offense: 21/16 Defense 24/13 Special Teams: 3/0
 Offensive Formation _____ Run-and-Shoot
 Defensive Formation _____ Multiple

MEDIA RELATIONS

Media Relations Director/Football Contact _____ Derek Inouchi
 E-mail _____ inouchi@hawaii.edu
 Office _____ (808) 956-7523
 Cell _____ (808) 954-0234
 Asst. Media Relations Director/Secondary FB Contact _____ Neal Iwamoto
 E-Mail _____ niwamoto@hawaii.edu
 Office _____ (808) 956-9748
 Cell _____ (808) 375-6819
 Assistant Directors _____ Pakalani Bello and Kara Nishimura
 Fax _____ (808) 956-4470
 Address _____ UH Sports Media Relations
 1337 Lower Campus Rd., Honolulu, HI 96822
 Website _____ www.HawaiiAthletics.com

COACHING STAFF

Head Coach _____ Greg McMackin
 Alma Mater (Year) _____ Southern Oregon (1967)
 Overall Record (Years) _____ 13-14, 3rd
 Record at School (Years) _____ Same

DEFENSIVE STAFF

Defensive Coordinator/Linebackers _____ Dave Aranda
 Alma Mater _____ Cal Lutheran (1999)
 Assistant Head Coach/Defensive Ends _____ Cal Lee
 Alma Mater _____ Willamette (1970)
 Associate Head Coach/Secondary _____ Rich Miano
 Alma Mater _____ Hawai'i (1987)
 Special Teams/Secondary _____ Chris Tormey
 Alma Mater _____ Idaho (1978)
 Defensive Tackles _____ Tony Tuioi
 Alma Mater _____ Hawai'i (1999)

OFFENSIVE STAFF

Offensive Coordinator/Quarterbacks Coach _____ Nick Rolovich
 Alma Mater _____ Hawai'i (2005)
 Wide Receivers _____ Darrel "Mouse" Davis
 Alma Mater _____ Western Oregon (1955)
 Running Backs _____ Brian Smith
 Alma Mater _____ Hawai'i (2005)
 Offensive Line _____ Gordon "Gordy" Shaw
 Alma Mater _____ Cal Poly (1978)

SUPPORT STAFF

Director of Player Personnel _____ George Lumpkin
 Alma Mater _____ Hawai'i (1972)
 Video Coordinator _____ Chris Williams
 Graduate Assistants _____ Inoke Funaki, Ryan Biesemeyer
 Strength Coach _____ Tommy Heffernan
 Director of Operations _____ Bianca Tokumoto
 Office Phone _____ (808) 956-6508
 Office Fax _____ (808) 956-9552

IMPORTANT PHONE NUMBERS

Aloha Stadium Press Box _____ (808) 486-1800
 Athletic Department Phone _____ (808) 956-7301
 Stan Sheriff Center Box Office _____ (808) 956-4481



STARTERS RETURNING (15)

Offense (5)	Notes
Rodney Bradley, WR, 6-0, 190, Sr.	Missed 7 gms, 31 rec, 575 yds, 5 TDs
Austin Hansen, OL, 6-4, 285, Jr.	8 starts at RG
Bryant Moniz, QB, 6-0, 190, Jr.	Started 8 games; 2,396 yds, 14 TDs
Kealoha Pilaes, WR, 5-11, 200, Sr.	66 rec, 690 yds, 4 TDs
Greg Salas, WR, 6-2, 200, Sr.	All-WAC, 106 rec. 1,590 yds, 8 TDs

Defense (7)	Notes
Jeremy Bryant, DB, 5-10, 180, Sr.	10 starts at CB, 45 tkls, 5 PBU
Lametrius Davis, DB, 6-0, 190, Jr.	41 tkls, 8 PBU, 3 INT
Vaughn Meatoga, DL, 6-2, 290, Jr.	8 starts at LT, 15 tkls, 2.5 TFL
Elliott Purcell, DL, 6-3, 255, Sr.	8 starts at LE, 30 tkls
Mana Silva, DB, 6-1, 220, Sr.	74 tkls, 6 INT, 4 PBU
Spencer Smith, DB, 5-11, 205, Sr.	77 tkls, 7 PBU, 1 INT
Richard Torres, DB, 5-8, 175, Jr.	44 tkls, 1 INT, 1 PBU

Specialists (3)	Notes
Alex Dunnachie, P, 6-3, 235, So.	39.2 avg, 10 50+, 13 I-20
Scott Enos, PK, 5-9, 180, Sr.	12-19 FG, 34-34 XP, 6 TB
Luke Ingram, LS, 6-5, 210, So.	Started all 13 games

STARTERS LOST (10)

Offense (6)	Notes
John Estes, OL, 6-3, 300, Sr.	Rimington Trophy finalist, All-WAC
Ray Hisatake, OL, 6-3, 315, Sr.	Started all 13 games at LG
Raphael Ieru, OL, 6-2, 315, Sr.	Started all 13 games at RG
Aaron Kia, OL, 6-5, 290, Sr.	All-WAC 2nd team; 13 starts at LT
Jovonte Taylor, WR, 5-9, 170, Sr.	33 rec, 445 yds, 4 TDs
Leon Wright-Jackson, RB, 6-1, 215, Sr.	Led team with 554 yds rush, 7 TDs

Defense (4)	Notes
John Fonoti, DL, 6-2, 255, Sr.	39 tkls, 4.5 TFL, 1.0 sks
R.J. Kiesel-Kauhane, LB, 5-11, 225, Sr.	85 tkls, 9.0 TFL, 2.0 sks, 2 PBU
Blaze Soares, LB, 6-1, 245, Sr.	All-WAC, 107 tkls, 2.0 sks, 1 INT
Tuika Tufaga, DL, 6-2, 285, Sr.	47 tkls, 7.5 TFL, 2.0 sks, 2 FF

Specialists (0)

LETTERMEN RETURNING (48)

Offense (21): Shane Austin, Joe Avery, Dustin Blount, Rodney Bradley, Chizzy Dimude, Andrew Faumu, Alex Green, Austin Hansen, Ryan Henry, Kainoa LaCount, Clayton Laurel, Matagisila Lefiti, Bryant Moniz, Jeremiah Ostrowski, Kealoha Pilaes, Royce Pollard, Brent Rausch, Greg Salas, Adrian Thomas, Mike Tinoco, Drew Uperesa

Defense (24): Po'okela Ahmad, Jeramy Bryant, Haku Correa, Lametrius Davis, Kenny Estes, Paipai Falemalu, Jordan Gomes, Geordon Hanohano, Jake Heun, Tank Hopkins, Mana Lolotai, Vaughn Meatoga, Kawika Ornellas, Corey Paredes, Elliott Purcell, Liko Satele, Mana Silva, Earvin Sione, Spencer Smith, Steve Stepter, Alasi Toilolo, Aulola Tonga, Richard Torres, Lewis Walker

Specialists (3): Alex Dunnachie, Scott Enos, Luke Ingram

SQUADMEN RETURNING (12)

Offense (6): Clint Daniel, Kaha'i Choy, Jett Jasper, Levi Legay, Bronson Tiwanak, Tui'atua Tuiasosopo

Defense (6): Ho'oikaika Cavaco-Amoy, Steven Christian, Cory Daniel, Ikaika Mahoe, Joseph Malabuyoc, Mike Maracle

LETTERMEN LOST (29)

Offense (16): Greg Alexander, Kimo Alo, Craig Bell, Chris Black, John Estes, Inoke Funaki, Ray Hisatake, Daniel Johnson, Raphael Ieru, Aaron Kia, Laupepa Letuli, Joey Lipp, Jon Medeiros, Jayson Rego, Jovonte Taylor, Leon Wright-Jackson

Defense (13): Victor Clore, John Fonoti, R.J. Kiesel-Kauhane, Chris Leatigaga, Antwan Mahaley, Bo Montgomery, Viliami Nauahi, Joshua Rice, Brashton Satele, Rocky Savaiigaea, Blaze Soares, Tuika Tufaga, Mike Wadsworth

REDSHIRTS (18)

Offense (10): Justin Clapp, Brysen Ginlack, David Graves, Brett Leonard, Laupepa Letuli, Corey Nielsen, Hogan Rosehill, Cayman Shutter, Billy Ray Stutzmann, Chauncy Winchester-Makainai

Defense (8): Kamalani Alo, Aaron Brown, George Daily-Lyles, David Hafoka, Art Laurel, Waylon Lolotai, Zach Masch, Alema Tachibana

GRAYSHIRTS (6)

Offense (3): DJ Armbrust, John Lister, Jordan Loeffler

Defense (3): Kawika Borden, Joey Iosefa, Marcus Malepeai

TRANSFERS (6)

Offense (1): Jordan Monico

Defense (5): Josh Manupuna, Parker Paredes, Kapono Rawlins-Crivello, Kaniela Tuipulotu, Kamalu Umu

OTHER NEWCOMERS (25)

Offense (13): Kody Afusia, Darius Bright, Gus Cunningham, David Lefotu, Elmer Lim III, Frank Loyd Jr., Bennett Nicola, Corey Paclebar, Casey Purdy, Allen Sampson, London Sapolu, Sean Shigematsu, Kevin Spain

Defense (10): Siaki Cravens, Desmond Dean, Dustin Elisara, John Hardy-Tuliau, Dee Maggitt, Veni Manu, Bubba Poueu-Luna, Moses Samia, TJ Taimatua, Beau Yap

Special Teams (2): Tyler Hadden, Kyle Niiro

SPORTS MEDIA RELATIONS

1337 Lower Campus Rd.
Honolulu, HI 96822

Main Office Number: (808) 956-7523

Fax Number: (808) 956-4470

E-mail: mediarel@hawaii.edu

Website: HawaiiAthletics.com

Twitter: www.twitter.com/HawaiiAthletics

Facebook: www.facebook.com/HawaiiAthletics

YouTube: www.youtube.com/HawaiiAthletics



DEREK INOUCHI

Media Relations Director

Work: (808) 956-4478

Cell: (808) 954-0234

E-mail: inouchi@hawaii.edu

Alma Mater: Hawai'i, 1996

Sport Assignments: Football,

Cross Country/Track & Field, M/W Golf, Men's Volleyball



NEAL IWAMOTO

Assistant Director

Work: (808) 956-9748

Cell: (808) 375-6819

E-mail: niwamoto@hawaii.edu

Alma Mater: Santa Clara, 1995,
Hawai'i, 1998

Sport Assignments: Secondary Football, Women's Soccer, Men's Basketball, M/W Tennis, Sailing, Water Polo



PAKALANI BELLO

Assistant Director

Work: (808) 956-7506

Cell: (808) 291-9234

E-mail: pakalani@hawaii.edu

Alma Mater: Colorado, 2001

Sport Assignments: Women's

Volleyball, Baseball, M/W Swimming & Diving



KARA NISHIMURA

**Assistant Director/
Graphic Designer**

Work: (808) 956-5087

Cell: (808) 497-0638

E-mail: karakn@hawaii.edu

Alma Mater: Purdue, 1993

Sport Assignment: Women's Basketball, Softball

SUPPORT STAFF



JAY METZGER

Multimedia Specialist

Work: (808) 956-4479

Cell: (808) 295-4353

E-mail: jmetzger@hawaii.edu

Alma Mater: Menlo, 1995



TROY YAMAMOTO

Internet Specialist

Work: (808) 956-9647

E-mail: troy@hawaii.edu

Alma Mater: Hawai'i, 1996

The 2010 Warrior Football Media Guide has been produced to assist the media in the coverage of Warrior football. The Sports Media Relations Office will follow-up with weekly press releases during the fall season to keep the media informed about the Warrior football team.

Please direct all inquiries to the UH Sports Media Relations Office at (808) 956-7523. We look forward to working with you throughout the season!

INTERVIEW POLICY

All players and coaches will be available for interviews after practice during the season from Monday through Wednesday at the grass practice field. Coaches will be available until Thursday. No interviews with either players or coaches will be allowed on Friday.

If you wish to interview a particular player at a specific time, in person or by telephone, arrangements should be made through the Sports Media Relations Office at least 24 hours in advance. Every effort will be made to accommodate your requests, but players will not be asked to miss class, study hall, practices, or medical treatment to conduct interviews. Players' cellular or home numbers will not be released by the Sports Media Relations Office.

The best time to reach head coach Greg McMackin is between noon and 2 p.m. weekdays. To schedule interviews, contact the Sports Media Relations Office at (808) 956-7523.

WEEKLY PRESS CONFERENCE

During the season, head coach Greg McMackin will conduct a weekly press conference every Monday at 11:15 a.m. in the Stan Sheriff Center Green Room. No press conferences will be conducted the Monday following bye weeks.

McMackin will also participate in the Western Athletic Conference weekly teleconference call each Monday beginning at 6:39 a.m. (HT). See next page for more details.

PRESS CREDENTIALS

Requests for working press, photo and broadcast credentials for 2010 home football games should be made in writing on company letterhead at least two weeks prior to the game. Direct all requests to Neal Iwamoto, Asst. Sports Media Relations Director at niwamoto@hawaii.edu, via fax at (808) 956-4470, or mail at 1337 Lower Campus Rd., Honolulu, HI 96822.

Credentials will be available for pickup weekdays from 8 a.m. until 4:30 p.m. in the Sports Media Relations Office.

After 4:30 p.m. on the day before game day, credentials will be available at the "Will Call" window of the Aloha Stadium Box Office. A picture ID is required to pick up items at "Will Call."

IMPORTANT PHONE NUMBERS

Sports Media Relations _____ 808-956-7523

Sports Media Relations Fax _____ 808-956-4470

E-mail _____ mediarel@hawaii.edu

Aloha Stadium Press Box _____ 808-486-1800

OVERNIGHT ADDRESS

UH Sports Media Relations Office

1337 Lower Campus Road

Honolulu, HI 96822

Due to the limited space available in the Aloha Stadium Press Box, news outlets covering the Warriors or their opponent on a regular basis will receive top priority for credentials. All other credentials for print media are issued on the basis of space availability.

ESPN 1420AM, which holds the exclusive radio rights for Warrior football, will be the only local radio station to receive season credentials. Local radio stations with a full-time sports director conducting a daily sports show of notable length will receive first consideration.

Credentials should be used for professional use only. Individuals who abuse the use of their credential will lose their future privileges.

PHOTOGRAPHERS

Photo passes are available for accredited news media and should be ordered in the same manner as press credentials. In accordance with NCAA and WAC rules, photographers must wear their credentials, are NOT permitted in either team's bench area (between the 25-yard lines) and must stay within the 12-foot restraining line. Children under the age of 18 are not permitted on the sideline at any time. Individuals violating sideline policies may be required to surrender their credentials and be removed from the stadium.

No credentials will be issued to freelance photographers, outline workers, equipment carriers or radio station representatives, except for the two originating stations.

For additional questions regarding photography guidelines, please contact Multimedia Specialist Jay Metzger at jmetzger@hawaii.edu.

PARKING

Aloha Stadium is located in Halawa, just off the waters of historic Pearl Harbor (99-500 Salt Lake Blvd.). The media parking lot at Aloha Stadium is located in Section 1C. Media should enter the stadium through the Main Salt Lake entrance (Gate 1). Limited space is available and on a first come-first serve basis.

Passes should be requested through the Sports Media Relations Office with highest priority to news outlets who regularly cover the Warriors and their opponents.

CHECK OUT

HAWAIIATHLETICS.COM

FOR ALL OF THE LATEST INFORMATION ON YOUR UH TEAMS

TELEPHONES & INTERNET SERVICES

The Sports Media Relations Office has one telephone line in the Aloha Stadium Press Box for office use only. Media members requiring telephone lines should call Hawaiian Telcom at (808) 643-4411 to install phone lines at the user's expense.

The Aloha Stadium Press Box and Hospitality Room features free wireless internet service to working media. Please see a Sports Media Relations staff member for login codes on game days.

SERVICES

Programs, flip cards and pregame notes will be distributed prior to each game. Last-minute number changes and starting line-up changes (if they are reported) will be issued prior to kickoff. Play-by-play accounts and flash quarter statistics will be distributed throughout the game. Final statistics, quotes and notes will be distributed following the game. Soft drinks and a light meal will be available in the buffet area behind booths 4, 5 and 6.

POST-GAME INTERVIEWS

Warrior head coach Greg McMackin and selected players will be available at the post-game press conference following the 10-minute cooling-off period in the Aloha Stadium Hospitality Room near the security entrance and stadium personnel offices.

With approximately five minutes remaining in the game, a Sports Media Relations representative will escort the media down to the field. No interviews will be allowed on the field. The UH main locker room is located on the mauka (east) side of the south end zone. The locker room is open to print media. Television cameras and videographers are not allowed inside the locker room.

HAWAIIATHLETICS.COM

The UH Athletics website (HAWAIIATHLETICS.COM) features a video component, photo galleries, and online media guides in addition to the existing player and coach biographies, press releases, statistics, schedules and everything else you need to know about UH Athletics.

In addition, a .pdf version of every UH media guide will now be available on the website.

COLLEGEPRESSBOX.COM

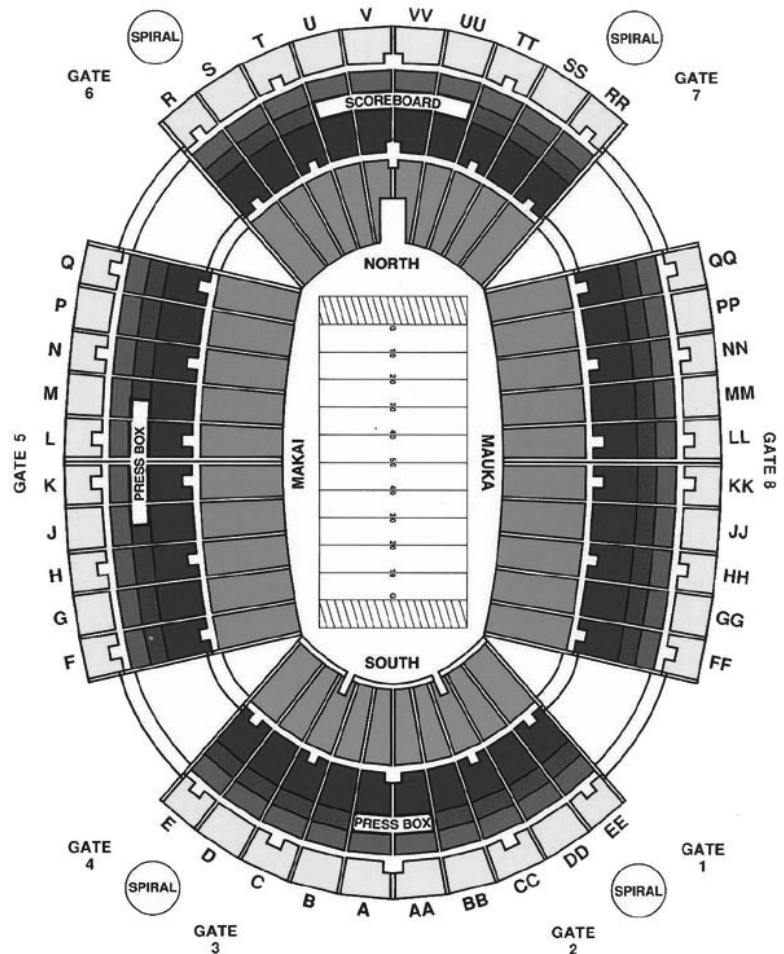
collegepressbox.com is the official media website for Western Athletic Conference football. Access and download weekly game notes, quotes, statistics, media guides, headshots, logos and more for the conference and each of its member schools. Login information will be distributed to accredited media or you can apply for a password by sending an email to password@collegepressbox.com.

ALOHA STADIUM

Aloha Stadium seats approximately 50,000 spectators and features five levels of seating - orange, blue, brown, red and yellow. It is the largest outdoor arena in the state of Hawai'i and home to University of Hawai'i football as well as the Sheraton Hawai'i Bowl.

The Aloha Stadium Press Box is located on the makai (ocean) sideline on the loge (brown) level. The main booth seats approximately 60 print media, statisticians and game operations personnel. There are additional booths for home/visiting team radio, TV, home/visiting team coaches, UH Athletics Director, and UH Manoa Chancellor.

For more information about the stadium, see page 7.



WAC COACHES' WEEKLY TELECONFERENCE



The WAC will hold a weekly football coaches' teleconference every Monday beginning August

30 and running through November 29. The teleconference will begin at 10:30 a.m. (MT). The coaches will be available for a 7-minute time period to preview the upcoming opponent and answer questions from the media.

The number to call to participate is (877) 812-1320. Identify yourself and your outlet to the operator and inform the individual you wish to participate in the WAC Football Coaches Teleconference. A replay of the teleconference will be made available on the WAC's website by following the Media Center link

The times for all of the calls are as follows:
(times are Mountain)

- 10:30 Dave Chaffin, WAC
- 10:32 Mike MacIntyre, San Jose St. (9:32 PT)
- 10:39 Greg McMackin, Hawai'i (6:39 HT)
- 10:46 Sonny Dykes, Louisiana Tech (11:46 CT)
- 10:53 DeWayne Walker, New Mexico State
- 11:00 Gary Andersen, Utah State
- 11:07 Robb Akey, Idaho (10:07 PT)
- 11:14 Chris Ault, Nevada (10:14 PT)
- 11:21 Chris Petersen, Boise State
- 11:28 Pat Hill, Fresno State (10:28 PT)
- 11:35 Karl Benson, WAC Commissioner

WHAT'S AN 'OKINA?

Q: Ever wondered what that punctuation mark in the word Hawai'i is?

A: In the Hawaiian language, it's called an 'okina, which translated literally in English means separator. Phonetically it is referred to as a glottal stop, similar to the sound that would be made in the English oh-oh. The 'okina is actually a letter in the Hawaiian language and typed out looks like a backwards apostrophe. The practice of the UH Sports Media Relations office is to use the 'okina in all Hawaiian words in which they occur.

WE ARE THE "WARRIORS"

When referring to the UH football team, please use the nickname "Warriors." Other UH teams go by the nickname "Rainbow Warriors" or "Rainbow Wahine." However, the football team prefers the nickname "Warriors."

The word "Wahine" (pronounced wah-HEE-nay) means woman in the Hawaiian language and all UH women's teams are referred to as the Rainbow Wahine.

BROADCAST PARTNERS

TELEVISION PARTNER

Longtime broadcaster Jim Lealey has been the voice of Warrior football for nearly 30 years for KFVE-TV. This season, he will be joined in the booth by former Warrior Shawn Ching. Russell Yamanoha will provide reports from the sidelines. KFVE-TV is scheduled to televise six of UH's seven home games this season in partnership with Oceanic Time Warner Cable, who will provide pay-per-view for home and all six road games.



RADIO PARTNER

Every UH game this season will be broadcast by ESPN1420, UH's flagship station. Longtime radio host Bobby Curran has covered UH sports for more than 15 years. Curran will also host the "Call the Coach" show featuring Greg McMackin every Tuesday throughout the season. He is joined in the booth by KITV Sports Director Robert Kekaula, who's covered UH football since 1992, while KHON Sports Reporter John Veneri will handle sideline duties.



Jim Lealey
Play-by-Play



Shawn Ching
Color Analyst



Russell Yamanoha
Sideline



Bobby Curran
Play-by-Play



Robert Kekaula
Color Analyst



John Veneri
Sideline

TELEVISION STATIONS

KFVE (K5-The Home Team)

Jim Lealey, Play-by-Play
Shawn Ching, Color Analyst
Russell Yamanoha, Sideline Reporter
150-B Puuhale Rd.
Honolulu, HI 96819
Phone: (808) 847-3246
Fax: (808) 845-3616
Website: www.khnl.com

HAWAII NEWS NOW (CBS/NBC)

Mike Cherry, Sports Anchor
420 Waikamilo Road, Suite 205
Honolulu, HI 96817
Phone: (808) 847-1112
Fax: (808) 847-3298
Website: www.hawaii.newsnow.com

KHON (FOX)

Kanoa Lealey, Sports Director
88 Piikoi St.
Honolulu, HI 96814
Phone: (808) 591-4278
Fax: (808) 593-2418
Website: www.khon.com

KITV (ABC)

Robert Kekaula, Sports Director
801 South King St.
Honolulu, HI 96813
Phone: (808) 535-0440
Fax: (808) 536-8993
Website: www.kitv.com

WIRE SERVICES

ASSOCIATED PRESS

Jaymes Song, Sports Reporter
Seven Waterfront Plaza
Suite 590
500 Ala Moana Blvd.
Honolulu, HI 96813
Phone: (808) 536-5510
Fax: (808) 531-1213
Website: www.ap.org

O'AHU NEWSPAPERS

HONOLULU STAR-ADVERTISER (DAILY)

Paul Arnett, Sports Editor
Stephen Tsai, Football Beat
Dave Reardon, Columnist
Ferd Lewis, Columnist
Jason Kaneshiro, Football Features
Brian McInnis, Football Features
Billy Hull, Football Features
Nick Abramo, Football Features
Seven Waterfront Plaza
500 Ala Moana Blvd., #210
Honolulu, HI 96813
Phone: (808) 529-4782
Fax: (808) 529-4787
Website: www.starbulletin.com

KA LEO O HAWAII (Student Newspaper)

Russell Tolentino, Sports Editor
University of Hawaii
1755 Pope Rd.
Honolulu, HI 96822
Phone: (808) 956-3215
Fax: (808) 956-9962
Website: www.kaleo.org

RADIO STATIONS

ESPN 1420

Randal Ikeda, General Manager
Bobby Curran, Play-by-Play
Robert Kekaula, Color Analyst
John Veneri, Sideline Reporter
900 Fort St., Suite 700
Honolulu, HI 96813
Phone: (808) 536-3624
Fax: (808) 548-0608
Website: www.espn1420am.com

NEIGHBOR ISLAND NEWSPAPERS

The Garden Island (Kaua'i)

David Simon, Sports Editor
P.O. Box 231
Lihue, HI 96766
Phone: (808) 245-3681
Fax: (808) 245-5286
Website: www.kauaiworld.com

Hawai'i Tribune Herald (Hawai'i)

Bill O'Rear, Sports Editor
P.O. Box 767
Hilo, HI 96721
Phone: (808) 935-6621
Fax: (808) 961-3680
Website: www.hawaiitribune-herald.com

West Hawai'i Today (Hawai'i)

Joe Ferraro, Sports Editor
P.O. Box 789
Kailua-Kona, HI 96745
Phone: (808) 329-9315
Fax: (808) 329-4860
Website: westhawaii.today.com

Maui News (Maui)

Brad Sherman, Sports Editor
P.O. Box 550
Wailuku, HI 96793
Phone: (808) 244-3981
Fax: (808) 242-9087
Website: www.maui.news.com

"COACH MACK SHOW"

KGMB-TV will televise the "Coach Mack Show" every Sunday during the 2010 season. The half-hour show, hosted by Liz Chun, will feature comprehensive coverage of the 2010 Warrior football team. The show will air every Sunday at 10:30 p.m. and replayed every Monday at 6:30 p.m.

The show will feature in-studio interviews with head coach Greg McMackin and selected players and assistant coaches, game recaps, player features, and previews of upcoming games.

The show also airs nationally on Fox Sports West.



Liz Chun
Host



Greg McMackin
Head Coach

UH'S SOCIAL MEDIA SITES

In order to broaden its reach to fans worldwide, UH Athletics has entered the online world of social networking with the launch of Facebook, Twitter, and YouTube pages.

Twitter page is available at
twitter.com/HawaiiAthletics

Facebook page is available at
www.facebook.com/HawaiiAthletics

YouTube channel is available at
www.youtube.com/HawaiiAthletics



ALOHA STADIUM



SCOTT CHAN
Stadium Manager



LOIS MANIN
Deputy Stadium Manager

STADIUM AUTHORITY



KEVIN CHONG KEE
Chairperson



KAY O. AHINA



KATHRYN W. INOUE



ALEXANDER C. KANE, JR.



MARCIA J. KLOMPUS



KENNETH B. MARCUS



NELSON G. OYADOMARI



ALAN S. TAMAYOSE



LAWRENCE K. W. TSEU

QUICK FACTS

Officially opened on Sept. 12, 1975

First football game played between University of Hawai'i and Texas A&I on Sept. 13, 1975. Attendance: 32,247

Ownership: State of Hawai'i

Management: Management: Stadium Authority, Department of Accounting and General Services

Capacity: 50,000 (424 wheelchair seats on the lower concourse level)

Size: 104 acres

Location: 12 miles (20 minutes) from Waikiki, 2 miles from the Honolulu International Airport

Parking: 8,000 stalls

Main playing surface: FieldTurf

The scoreboard is 154 feet long. The JumboTron is 20' x 60'.

Sitting in the highest seat in the stadium is as high as a 10-story building.



HOME OF THE WARRIORS

Overlooking the turquoise waters of Pearl Harbor lays the home of the University of Hawai'i's football team, Aloha Stadium. The 50,000-seat facility has been home to the state of Hawai'i's only Division I football team for the past 34 years.

UH made its stadium debut on Sept. 13, 1975, against Texas A&I. Three seasons later, Hawai'i played in front of its first sold-out crowd but lost the 1978 season-finale to USC, 21-5.

Through the 1980s, fans swarmed to Aloha Stadium as the Warriors consistently averaged more than 40,000 spectators per game. Nearly a half-million fans walked through the turnstiles in 1989, not including a sellout crowd in UH's first postseason bowl game, a 33-13 loss to Michigan State in the Jeep Eagle Aloha Bowl.

The 1992 season, in which the Warriors claimed its first Western Athletic Conference Championship, was witnessed by an average of 44,432 fans per game. In 1999, Aloha Stadium became the venue for June Jones as he took over the helm of the Warrior football team and sparked the best turnaround in NCAA football history. The Warriors went on to appear in five Aloha Stadium bowl games under Jones.

In 2003, Aloha Stadium received a face-lift when the aging AstroTurf surface was stripped and replaced with state-of-the-art, NFL-endorsed FieldTurf.

Hawai'i's Showcase

For more than 20 years, Aloha Stadium hosted the annual Aloha Bowl on Christmas Day. The O'ahu Bowl was added in 1998 and created the nation's first bowl doubleheader. Despite both bowls being moved away, Aloha Stadium now plays host to the annual Sheraton Hawai'i Bowl, which is slated for Dec. 24 this year.

The Pro Bowl, which features the top athletes from the NFL, was held the first week of February from 1980-2009, drawing thousands of fans to the 50th state.

Many big-name musicians have graced the Aloha Stadium stage in its 30-year history, too. Frank Sinatra, Michael Jackson, Janet Jackson, the Rolling Stones, the Eagles, Van Halen, Gloria Estefan, Mariah Carey, Whitney Houston, the Backstreet Boys, Celine Dion and U2 have all rocked the complex.

High schools also take advantage of the state's largest outdoor facility. The state's football, baseball and soccer championships have been held on Aloha Stadium's turf many times throughout the years. Many high schools even hold their commencement ceremonies there.

The Stadium

The installation of FieldTurf in the summer of 2003 gave Aloha Stadium one of the premier playing surfaces in the nation. Installation of a new playing surface is scheduled to begin in March of 2011.

Four spacious locker rooms, fitted with 100 lockers, are available for each team. Additionally, there are lounges, training rooms and team meeting rooms. Decorating the stadium's loge section are two press boxes that seat nearly 200 members of the media, stadium officials and VIPs.

In addition to traditional stadium refreshments, Aloha Stadium features an array of worldwide dishes to satisfy every taste bud. This includes Hawaiian, Mexican, Italian, Cajun, Japanese, Greek, Chinese, American and other cuisines at concession stands throughout the facility. Aloha Stadium also provides first-aid, lost and found, security and disability parking and seating. The box office is open weekdays from 9 a.m. to 5 p.m. On UH home Saturday football games, the office opens from 9 a.m. to 2 p.m., then closes for 30 minutes and reopens until halftime.

A new LCD screen on the North scoreboard will be a welcomed addition in 2010, doubling the width of the old screen. Ongoing construction projects include: seat replacement, roof replacement, waterproofing and resurfacing, and reinforcement of the exterior beams.

ATTENDANCE

Year	Record	Total	Avg.	Year	Record	Total	Avg.	Year	Record	Total	Avg.
1975	6-3	254,501	28,278	1988	6-3	401,864	44,652	2001	6-2	313,345	39,168
1976	3-6	210,263	23,363	1989	9-0-1	445,348	44,535	2002	7-1	310,074	38,759
1977	5-4	255,547	28,394	1990	6-2	331,041	41,380	2003	6-1	289,155	41,308
1978	6-3	327,295	36,366	1991	3-4	304,148	43,450	2004	7-1	294,404	36,801
1979	5-4	334,364	37,152	1992	7-0	311,022	44,432	2005	3-4	229,142	32,735
1980	6-2	342,852	42,857	1993	6-2	326,454	40,807	2006	7-1	292,708	36,588
1981	6-2	340,261	42,533	1994	2-5-1	306,989	38,374	2007	7-0	304,600	43,514
1982	5-3	336,183	42,023	1995	3-4	242,433	34,633	2008	5-3	328,081	41,010
1983	4-3-1	339,138	42,392	1996	2-6	263,986	32,998	2009	4-3	257,074	36,725
1984	6-3	411,884	45,765	1997	3-5	267,524	33,441	Total Att.		10,652,555	37,509
1985	1-6-1	359,042	44,880	1998	0-8	234,821	29,353	Record		170-110-4	.606
1986	6-2	359,242	44,905	1999	5-4	348,095	38,677				
1987	4-5	385,556	42,839	2000	3-5	298,719	37,340				

OFFENSIVE CAPSULE

Letterwinners Returning/Lost: 21/16
Squadmen Returning: 7
Redshirts Returning: 9
Newcomers: 12

Starters Returning (5)

QB Bryant Moniz (6-0, 190, Jr)
Started 8 games, threw for 2,396 yds, 12 TDs
SL Greg Salas (6-2, 200, Sr)
All-WAC, 106 rec, 1,590 yds, 8 TDs
WR Rodney Bradley (6-0, 190, Sr)
Missed last 7 games, 31 rec, 575 yds, 5 TDs
SL Kealoha Pilares (5-11, 200, Sr)
66 rec, 690 yds, 4 TDs
OL Austin Hansen (6-4, 285, Jr)
Started 8 games at RG

Starters Lost (6)

WR Jovonte Taylor (5-9, 170, Sr)
33 rec, 445 yds, 4 TDs, starter at KR
OL John Estes (6-3, 300, Sr)
Rimington Trophy finalist, Started 54 gms at C
OL Aaron Kia (6-5, 290, Sr)
All-WAC 2nd team, started 13 gms at LT
OL Ray Hisatake (6-3, 315, Sr)
Started 13 gms at LG
OL Raphael Ieru (6-2, 315, Sr)
Started 13 gms at RG
RB Leon Wright-Jackson (6-1, 215, Sr)
Led team with 554 yds rushing, 7 TDs

Key Returnees

RB Alex Green (6-2, 230, Sr)
Led team w/86 rushes; gained 453 yds, 2 TDs
OL Laupepa Letuli (6-4, 310, Sr)
Started 3 gms at RT before season-ending injury
OL Adrian Thomas (6-6, 310, Sr)
Started 2 gms at RT
QB Shane Austin (6-0, 200, Jr)
Back-up w/1 career start

2009 Offensive Rankings

TEAM	WAC	NCAA
Scoring Offense (22.8)	7	89
Passing Offense (337.0)	1	3
Passing Efficiency (132.8)	7	46
Rushing Offense (100.5)	8	109
Total Offense (437.5)	5	14
Sacks Allowed (2.77)	8	102
Turnover Margin (-0.85)	9	113

Offense Returning

Category	Stat	Return	Pct.
Rush Att.	292	162	55.5
Rush Yds.	1,306	621	47.5
Rush TDs	12	4	33.3
Pass Att.	569	412	72.4
Pass Comp.	339	240	70.8
Pass Yds.	4,381	2,941	67.1
Pass TDs	25	16	64.0
Receptions	339	241	71.1
Rec. Yds.	4,381	3,216	73.4
Rec. TDs	25	18	72.0
Total Off.	5,687	3,562	62.6
Total TDs	37	22	59.5



MONIZ

QUARTERBACKS

Starter Returning: Bryant Moniz
Starter Lost: None
Letterwinners Returning: Brent Rausch, Shane Austin
Redshirts: David Graves, Corey Nielsen, Cayman Shutter
Newcomer: Kevin Spain

RETURNING STATISTICAL LEADERS

Passing	G/S	Att-Comp	Yd	TD/Int
Bryant Moniz	10/8	319-182	2,396	14/10
Shane Austin	4/1	93-58	545	2/3

UH's passing game took a roller-coaster ride in 2009 with three different quarterbacks making starts and a third-string signal caller winning the job five games into the season. After starter Greg Alexander went down with a season-ending injury during the team's fourth game of last season, **Bryant Moniz** was called into action.

The first-year sophomore went on to start eight of the final nine games and finished with 2,396 yards passing and 14 touchdowns. Behind Moniz, UH finished in the top three nationally in passing for the 10th time in the last 11 years after averaging 337.0 yards per game. Moniz also directed the Warriors to 437.5 yards of total offense per game which ranked 14th nationally.

The Fresno City College transfer threw for 300-plus yards in four games, including a career-high 374 yards and three scores against Nevada. He finished the year completing 57 percent of his passes and boasted a passer rating of 128.4.

Moniz sat out most of spring ball due to personal reasons and heads into fall camp competing for the starting position with junior **Shane Austin**. Austin served as Moniz's back-up last season and even made one start at San Jose State. The 17-10 overtime win over the Spartans kept the Warriors' hopes of a winning record alive. Austin was 28-of-46 for 299 yards against SJSU.

Also returning is **Brent Rausch**, who started last season as Alexander's primary backup but suffered a hand injury early on which cost him the majority of the season. In 2008, Rausch earned the starting job in fall camp and saw action in three games.

Freshmen **David Graves**, **Cory Nielsen**, and **Cayman Shutter** redshirted in 2009. Graves had the most impressive spring camp among the three, splitting time with the second group of quarterbacks. Incoming freshman **Kevin Spain** was rated the 13th best recruit in the state of Arizona and the 30th best "dual-threat" quarterback in the country.



GREEN

RUNNING BACKS

Starter Returning: None
Starter Lost: Leon Wright-Jackson
Letterwinners Returning: Chizzy Dimude, Alex Green
Redshirts: Hogan Rosehill
Newcomers: Joey Iosefa, John Lister, Jordan Monico

RETURNING STATISTICAL LEADERS

Rushing	G/S	Att	Yd	YPC	TD
Alex Green	13/0	86	453	5.3	2
Chizzy Dimude	6/0	11	67	6.1	0

This season, Hawai'i's running game may be the most explosive it has been in the school's run-and-shoot era. Despite the loss of starter Leon Wright-Jackson, reserves **Alex Green** and **Chizzy Dimude** provide a formidable 1-2 punch in the backfield.

Green showed flashes of brilliance in his first season in 2009, rushing a team-high 86 times for 453 yards and two touchdowns. He also hauled in 11 receptions for 98 yards and another score.

The Portland, Ore., native rushed for a career-high 110 yards on 10 carries against Utah State and 81 yards on a career-high 14 carries at San Jose State. He busted loose on 44-yard touchdown scamper against Washington State and caught a 32-yard TD versus Wisconsin.

Dimude was caught in the middle of a numbers game last year and was limited to 11 carries for 67 yards. However his 6.1 yards per touch average was second-best on the team and by adding 15 pounds to his 5-foot-9 frame, he should be more of a threat in the backfield.

During UH's spring game, Green scored one of the two rushing touchdowns on the night while Dimude provided some crowd-pleasing runs with his shifty play-making ability.

UH averaged just over 100 yards of rushing per game last season. But more importantly, it opened up the passing game which finished third nationally.

Also returning is redshirt **Hogan Rosehill** while newcomers **John Lister**, **Joey Iosefa**, and **Jordan Monico** provide depth.

Rosehill is a bruising back who will help in passing situations. Lister rushed for 2,238 yards and 27 touchdowns as a senior in high school and was named his league's most valuable player. Iosefa played quarterback, free safety, and linebacker in high school and was considered one of the top prospects out of American Samoa in 2008.



PILARES

WIDE RECEIVERS

Starters Returning: Rodney Bradley, Kealoha Pilares, Greg Salas

Starters Lost: Jovonte Taylor

Letterwinners Returning: Joe Avery, Dustin Blount, Ryan Henry, Jett Jasper, Jeremiah Ostrowski, Royce Pollard, Mike Tinoco

Redshirts: Justin Clapp, Billy Ray Stutzmann

Newcomers: DJ Armbrust, Darius Bright, Corey Paclebar

RETURNING STATISTICAL LEADERS

Receiving	G/S	No.	Yd	TD
Greg Salas	13/12	106	1,590	8
Kealoha Pilares	13/13	66	690	4
Rodney Bradley	7/6	31	575	5

The receiving unit returns much of its firepower from a year ago but more importantly, welcomes the architect of the four-wide offense, Mouse Davis, as its coach.

Davis returns to UH, where he coached from 2004-06, and replaces longtime assistant Ron Lee. Widely considered the “father of the run-and-shoot offense,” Davis will mentor new offensive coordinator Nick Rolovich.

He inherits a group which returns nearly 75 percent of its production, including preseason All-American slot receiver **Greg Salas**. The Chino, Calif., native caught 106 yards for 1,590 yards and eight touchdowns in 2009 and will once again be a nominee for the Fred Biletnikoff Award as the nation’s top receiver. Salas finished fourth nationally in receiving yards per game (122.3) and sixth in receptions per game (8.15) and had the second-highest single-season receiving total in school history. He was also one of four receivers all-time with 100 receptions in a season.

Converted running back **Kealoha Pilares** made the transition to slot receiver look easy in 2009, hauling in 66 receptions for 690 yards and four TDs.

Prior to a gruesome season-ending leg injury during the Idaho game, **Rodney Bradley** was on his way to a break-out rookie season with the Warriors. Bradley had 31 catches for 575 yards and five scores and prior to his injury in UH’s sixth game of the season, ranked 13th nationally in receiving yards per game (103.4).

Also returning are wideouts **Royce Pollard** (15 rec., 157 yds), who made two starts last season and **Joe Avery** (6 rec. 64 yds), who appeared in all 13 games. Returning at the slot position are **Dustin Blount** and **Ryan Henry**, both of whom double as returners.



HANSEN

OFFENSIVE LINE

Starters Returning: Austin Hansen

Starters Lost: John Estes, Ray Hisatake, Raphael Ieru, Aaron Kia

Letterwinners Returning: Andrew Faaumu, Kainoa LaCount, Clayton Laurel, Matagisila Lefiti, Adrian Thomas, Drew Uperesa

Squadmen Returning: Clint Daniel, Kahai Choy, Levi Legay, Ikaika Rodenhurst, Bronson Tiwanak, Tui’atua Tuiaosopo

Redshirts: Brysen Ginlack, Laupepa Letuli, Brett Leonard, Chauncy Winchester-Makainai

Newcomers: Kody Afusia, David Lefotu, Jordan Leoffler, Frank Loyd Jr, Scott Collins, Elmer Lim III, Casey Purdy, London Sapolu, Sean Shigematsu

CAREER STARTS

Player	GP	GS	Consec. Starts
Laupepa Letuli	31	9	-
Austin Hansen	19	8	8
Brysen Ginlack	18	5	-
Adrian Thomas	5	2	-

On paper, the UH offensive line looks as if it went through a complete overhaul. But in reality, the Warriors return four players with starting experience, including a pair who redshirted last season.

Gone are Rimington Award finalist John Estes at center, tackle Aaron Kia and guards Ray Hisatake and Raphael Ieru. The group started all 13 games last season, including Estes, who played and started all 54 games of his career.

The “lone” returning starter is **Austin Hansen**, who will assume the all-important left tackle position. Hansen made eight starts last season at right tackle. **Laupepa Letuli** returns after sitting out most of last season due to a leg injury. Letuli has nine career starts and will start opposite Hansen at right tackle.

At the right guard position, **Brysen Ginlack** and **Adrian Thomas** will battle it out for the starting nod. Ginlack missed all of last season after starting five games in 2008 while Thomas made two starts last season at right tackle.

Redshirt **Brett Leonard** will start the season at left guard and will be challenged by junior **Andrew Faaumu**.

But undoubtedly the biggest shoes to fill is at center where **Matagisila Lefiti** and **Bronson Tiwanak** will look to succeed Estes, a four-year starter and anchor of the offensive line. Lefiti served as Estes’ back-up last season.

Other returning linemen with game experience are **Kainoa LaCount**, **Clayton Laurel**, and **Drew Uperesa** while **Chauncy Winchester-Makainai** redshirted in 2009.

TEAM NOTES

NOTES FOR 2010: UH enters the 2010 season with a pair of new coordinators. Taking over as offensive coordinator this season is Nick Rolovich, the team’s quarterbacks coach the past two years, while Dave Aranda, the team’s defensive line coach from 2008-09, will assume the role of defensive coordinator. Joining the staff is Mouse Davis, one of the originators of the run-and-shoot offense, who also coached at UH from 2004-06. Davis will coach the receivers.

► The Warriors return 15 starters - 5 offense, 7 defense, and 3 special teams - including quarterback Bryant Moniz and receivers Greg Salas, Kealoha Pilares, and Rodney Bradley, and the entire defensive secondary.

► Salas, a 2009 all-WAC first-team pick and nominee for the Fred Biletnikoff Award as the nation’s top receiver, finished fourth in the nation in receiving yards per game (122.3) and sixth in receptions per game (8.2) in 2009.

► UH finished in the top three nationally in passing offense for the 10th time in the last 11 years after averaging 337.0 ypg in 2009. UH also finished 14th in total offense (437.5), ranking in the Top 20 for the ninth time in the last 11 years.

► Despite the loss of three starters on the offensive line, including four-year starter and Rimington Trophy finalist John Estes, UH returns Austin Hansen and three others who have starting experience - Brysen Ginlack (RS in 2009), Laupepa Letuli (RS in 2009), and Adrian Thomas

CATCH GREG SALAS: Slot receiver Greg Salas enters the 2010 season with national hype, having already been selected to one preseason All-America team. The 6-foot-2, 200-pound senior boasted the second highest single-season receiving yards total and was just the fourth receiver with 100 receptions in a single season in school history. Against New Mexico State, Salas set a school single-game record with 16 catches for a career-high 196 yards and one touchdown. He surpassed the 100-yard mark eight times last season and had big-play ability with 17 catches going for 25 yards or more, including a season-long 66-yarder against Central Arkansas and 61-yarder against Washington State. The Chino, Calif., native currently has a streak of 27 consecutive games with a reception dating back to the first game of his freshman season.

“MO” BETTER: After starting 2009 fall camp as the fourth-string quarterback, Bryant Moniz became the team’s starter just four games into the season. Moniz took over for Greg Alexander, the team’s starter who suffered a season-ending injury at Louisiana Tech, and finished the season passing for 2,396 yards and 14 touchdowns while completing 57.1 percent of his passes. A walk-on, Moniz passed for 300-yards or more four times last season, including a career-high 374 in a loss at Nevada. He also threw for 360 yards and one TD at Idaho and 366 yards and three touchdowns against Navy. Moniz began his collegiate career at Fresno City College in 2007 before transferring to UH and sitting out the 2008 season.

DEFENSIVE CAPSULE

Letterwinners Returning/Lost: 22/15
Squadmen Returning: 6
Redshirts Returning: 8
Newcomers: 10

Starters Returning (7)

DL Elliott Purcell (6-3, 255, Sr)
Started 8 gms at LE; 30 tkls
DL Vaughn Meatoga (6-2, 290, Jr)
Started 8 gms at LT; 15 tkls, 2.5 TFL
DB Jeramy Bryant (5-10, 180, Sr)
Started 10 gms; 45 tkls, 5 PBU
DB Spencer Smith (5-11, 205, Sr)
77 tkls, 7 PBU, 1 INT
DB Lametrius Davis (6-0, 190, Sr)
41 tkls, 8 PBU, 3 INT
DB Mana Silva (6-1, 220, Sr)
74 tkls, 6 INT, 4 PBU
DB Richard Torres (5-8, 175, Jr)
44 tkls, 1 INT, 1 PBU

Starters Lost (4)

LB Blaze Soares (6-1, 245, Sr)
All-WAC; 107 tkls, 2.0 sks, 1 INT
LB R.J. Kiesel-Kauhane (5-11, 225, Sr)
85 tkls, 9.0 TFL, 2.0 sks, 2 PBU
DL Tuika Tufaga (6-2, 285, Sr)
47 tkls, 7.5 TFL, 2.0 sks, 2 FF
DL John Fonoti (6-2, 255, Sr)
39 tkls, 4.5 TFL, 1.0 sk

Key Returnees

DL Paipai Falemalu (6-3, 230, So)
20 tkls, 5.5 TFL, 2.0 sks, 2 QBH
DL Liko Satele (6-2, 260, Jr)
Started 6 gms; 20 tkls, 1.0 sk, 3 QBH
LB Jake Heun (6-2, 240, Sr)
Started 3 gms at LB; 24 tkls, 2.0 TFL, 1.0 sk
LB Aaron Brown (6-1, 205, Jr)
Medical hardship in 2009
LB Mana Lolotai (6-0, 230, Jr)
Started 4 gms; 15 tkls

2009 Defensive Rankings

TEAM	WAC	NCAA
Scoring Defense (29.5)	5	90
Passing Defense (202.7)	4	35
Passing Eff. Defense (139.0)	7	97
Rushing Defense (201.9)	5	107
Total Defense (404.5)	3	93
Sacks (1.46)	5	T98
Tackles For Loss (4.77)	4	99
Turnover Margin (-0.85)	9	113

Defense Returning

Category	Stat	Return	Pct.
Tackles	885	548	61.9
TFL	62	34.5	55.6
Sacks	19	12	63.2
QB Hurries	30	16	53.3
Interceptions	12	11	91.7
PBU	39	34	87.2
Forced Fum.	10	7	70.0
Fumbles Rec.	8	4	50.0
Blocks	0	0	00.0



MEATOGA

DEFENSIVE LINE

Starters Returning: Vaughn Meatoga, Elliott Purcell
Starters Lost: John Fonoti, Tuika Tufaga
Letterwinners Returning: Haku Correa, Geordon Hanohano, Liko Satele, Earvin Sione, Alasi Toilolo
Squadmen Returning: Ho'oikaika Cavaco-Amoy, Ikaika Mahoe, Mike Maracle
Redshirts: David Hafoka, Waylon Lolotai, Zach Masch, Alema Tachibana
Newcomers: Desmond Dean, Marcus Malepeai, Josh Manupuna, Kaponon Rawlins-Crivello, Moses Samia, Kaniela Tuipulotu, Kamalu Umu, Beau Yap

RETURNING STATISTICAL LEADERS

Defense	G/S	Tkl	TFL	Sck
Elliott Purcell	13/8	30	1.0	0
Liko Satele	13/6	20	1.0	1.0
Vaughn Meatoga	11/8	15	2.5	1.0

UH's defensive line employed a three-deep rotation last season which allowed numerous players the opportunity for live game action. That tactic benefits the team this season with at least six returning players with extensive playing time, including the team's best tackle **Vaughn Meatoga**.

Meatoga, who's statistics don't reflect his worth on the line, headlines a group that also includes ends **Elliott Purcell** and **Liko Satele**. Hampered by nagging injuries in 2009, Meatoga made eight starts in 11 games played after playing in all 14 games as a redshirt freshman in 2008. Purcell started eight games last season and is the unit's top returning tackler with 30. Satele made six starts and amassed 20 tackles including one sack.

Along with Meatoga, tackles **Haku Correa** and **Geordon Hanohano** provide a solid core to build around. Both were part of the rotation last season, with Hanohano making one start and Correa accumulating two tackles for loss. **Kaniela Tuipulotu**, a transfer from Arizona, returns to his homestate where he was a two-time all-state lineman and one of the state's top prospects coming out of powerhouse Kahuku High School.

Also vying for playing time at end are **Mike Maracle** and transfer **Kamalu Umu**. Maracle primarily played on the scout team last season while Umu, a transfer from Charleston Southern, had a breakthrough spring camp.

Redshirts **David Hafoka**, **Waylon Lolotai**, **Zach Masch**, and **Alema Tachibana** are all expected to contribute this season as well as transfers **Josh Manupuna** and **Kaponon Rawlins-Crivello**.



FALEMALU

LINEBACKERS

Starters Returning: None
Starters Lost: R.J. Kiesel-Kauhane, Blaze Soares
Letterwinners Returning: Paipai Falemalu, Jake Heun, Mana Lolotai, Corey Paredes
Squadmen Returning: Cory Daniel, Joseph Malabuyoc
Redshirts: Aaron Brown, George Daily-Lyles, Art Laurel
Newcomers: Siaki Cravens, Dustin Elisara, Parker Paredes, TJ Taimatuia

RETURNING STATISTICAL LEADERS

Defense	G/S	Tkl	TFL	Sck
Corey Paredes	13/4	54	6.0	4.0
Jake Heun	13/3	24	2.0	1.0
Paipai Falemalu	12/0	20	5.5	2.0
Mana Lolotai	13/4	10	0	0

UH's top two linebackers and leading tacklers from last season—Blaze Soares and R.J. Kiesel-Kauhane—are gone but that doesn't worry new defensive coordinator Dave Aranda. His new group of linebackers are fast, explosive, and can hit.

Three returning players have starting experience last season. **Corey Paredes** started four games and led the team with four sacks. The junior also tallied 54 tackles, including 6.0 for loss, and three forced fumbles.

Jake Heun and **Mana Lolotai** both traded starts at middle linebacker last season, a position which saw four different players in the starting rotation. Heun, whose off-the-field training includes mixed martial arts fighting, also saw time at defensive end while Lolotai started four games.

The player with the most upside is **Paipai Falemalu**, whose speed and versatility allows him to also play end in certain situations. Falemalu accounted for 20 tackles, including 5.5 for loss and two sacks while primarily playing end.

Converted safety **Aaron Brown** earned a medical hardship last season after playing in three games and making the switch from safety. He enters fall camp at STUB backer along with Falemalu.

Redshirt freshman **George Daily-Lyles** had an impressive spring camp and heads into fall as the top middle linebacker. At 5-foot-11, Daily-Lyles makes up for his small frame with good instincts and speed that made him the league's defensive player of the year as a senior at Long Beach Poly High School.

The future at linebacker is bright for the Warriors as incoming freshmen **Siaki Cravens**, **Dustin Elisara**, and **TJ Taimatuia** bring impressive credentials.



SILVA

SECONDARY

Starters Returning: Jeramy Bryant, Lametrius Davis, Mana Silva, Spencer Smith, Richard Torres

Starters Lost: None

Letterwinners Returning: Kenny Estes, Jordan Gomes, Tank Hopkins, Kawika Ornellas, Steve Stepter, Lewis Walker

Squadmen Returning: Steven Christian

Newcomers: Kawika Borden, John Hardy-Tuliau, Dee Maggitt, Bubba Poueu-Luna

RETURNING STATISTICAL LEADERS

Defense	G/S	Tkl	INT	PBU
Spencer Smith	13/13	77	1	7
Mana Silva	13/10	74	6	4
Jeramy Bryant	11/10	45	0	5
Richard Torres	13/7	44	1	1
Lametrius Davis	13/9	41	3	8

The Warrior secondary is loaded to say the least. Five starters, including both cornerbacks and both safeties, return in 2010 along with six other players with game experience which makes secondary coaches Rich Miano (corners) and Chris Tormey (safeties) anxious for the season to get underway.

Starting safeties **Spencer Smith** and **Mana Silva** headline the group and are the unit's top returning tacklers. Smith finished with 77 total stops and had eight passes defended (1 INT) while Silva led the WAC and ranked 11th nationally with six interceptions along with 74 tackles.

Smith has a knack for getting to the ball with three games of 10 or more tackles including a career-best 12 against Idaho last season. Silva had two picks in UH's road win at Washington State.

Corners **Jeramy Bryant**, **Lametrius Davis**, **Tank Hopkins**, and **Kawika Ornellas** combined to start all 13 games last season. Davis had a team-high 11 passes defended (3 INT) and was considered the team's top shutdown corner. Bryant started 10 of 11 games and had 45 tackles and five pass break-ups. Hopkins and Ornellas started three games each.

Richard Torres served as the team's nickel-back and made seven starts in the defensive backfield with 44 tackles and one interception.

Reserves **Kenny Estes**, **Jordan Gomes**, **Steve Stepter** and **Lewis Walker** all saw time in the secondary but primarily on special teams. Stepter was impressive during spring camp and will see action at both corner and safety positions.

Added to the mix are newcomers **Kawika Borden**, **John Hardy-Tuliau**, **Dee Maggitt**, and **Bubba Poueu-Luna** along with returnee **Steven Christian**.



DUNNACHIE

SPECIAL TEAMS

Starter Returning: Scott Enos (PK), Alex Dunnachie (P), Luke Ingram (LS), Ryan Henry (PR)

Starters Lost: Jovonte Taylor (KR)

Letterwinner Returning: Greg Salas (PR), Royce Pollard (KR), Kealoha Pilares (KR), Dustin Blount (KR)

Newcomers: Tyler Hadden (PK)

RETURNING STATISTICAL LEADER

Placekicking	XP-A	FG-A	Pct	Long
Scott Enos	34-34	12-19	63.2	47

Punting	No	Avg	I20	50+
Alex Dunnachie	42	39.2	13	10

Kickoff Return	Ret	Yds	Avg	TDs
Royce Pollard	13	287	22.1	0
Kealoha Pilares	7	156	22.3	0

Punt Return	Ret	Yds	Avg	TDs
Ryan Henry	18	93	5.2	0
Greg Salas	5	57	11.4	0

SPECIAL TEAMS STATS

TEAM	WAC	NCAA
Kickoff Returns	4	41
Punt Return Average	6	88
Net Punting	5	46

Last season, UH's special teams unit showed drastic improvement from the previous year and those results should only improve in 2010 as the Warriors return most of their specialists.

Placekicker **Scott Enos** passed his first test on the Division I level last season. As a true freshman, he converted 12-of-19 field goal attempts and all 34 extra point chances. His longest field goal was 47 yards against UNLV and he converted 10-of-13 attempts inside 40 yards.

He will battle for the starting nod with incoming freshman **Tyler Hadden**, who was rated the 10th best kicker nationally by Chris Sailer Kicking.

Punter **Alex Dunnachie** drew rave reviews for his booming punts last season, including two 60-yarders and a pair of 50-plus yard kicks against Wisconsin. More importantly, he helped UH rank second in the country in punt return defense, allowing only nine returns for 15 yards.

As a freshman, long snapper **Luke Ingram** did not mishandle one snap last season.

Top punt returner **Ryan Henry** brings back his 5.2 yards per return average into the 2010 season. At kickoff return, **Royce Pollard** and **Kealoha Pilares** averaged 22.1 and 22.3 yards per return, respectively.

2010 SCHEDULE

Sept. 2 USC 5:00 pm
Thursday night opener nationally televised on ESPN

Sept. 11 at Army 12:00 pm ET
Farthest game east for UH in school history

Sept. 18 at Colorado 1:30 pm MT
First road game at Big 12 school in program history

Sept. 25 CHARLESTON SOUTHERN 5:30 pm
Second meeting between schools since 2007

Oct. 2 LOUISIANA TECH 5:30 pm
Second straight year UH opens WAC play vs. Bulldogs

Oct. 9 at Fresno State 7:00 pm PT
UH won last meeting in Fresno, securing first-ever win on the road over nationally ranked team

Oct. 16 NEVADA 5:30 pm
Last five meetings decided by 10 points or less

Oct. 23 at Utah State 3:00 pm MT
UH scored 49 points or more in 4 of last 5 meetings

Oct. 30 IDAHO 5:30 pm
UH has won its last eight homecoming games

Nov. 6 at Boise State 12:00 pm MT
Last meeting between schools as WAC members

Nov. 20 SAN JOSE STATE 5:30 pm
Spartans won last meeting in Honolulu in 2008

Nov. 27 at New Mexico State 1:00 pm MT
UH is 6-0 vs. NMSU, including 5-0 in WAC play

Dec. 4 UNLV 5:30 pm
Teams will meet six more times through 2018

SCHEDULE NOTES

- ▶ The Warriors open the season against national powerhouse USC for the third time since 1999.
- ▶ UH will travel approximately 35,000 air miles this season.
- ▶ The schedule includes five bowl teams from last season: Boise State (Fiesta), Fresno State (New Mexico), Idaho (Humanitarian), Nevada (Hawai'i) and USC (Emerald).
- ▶ For the third-straight year UH will play six road games, including two of its first three contests (Army and Colorado).
- ▶ The Warriors will play their first four games against non-conference opponents before opening Western Athletic Conference play on Oct. 2.
- ▶ UH will not enjoy an early-season off-week, playing 10-straight games before receiving a bye in mid-November.
- ▶ UH is 24-5 in home games during the month of November, including an 13-1 WAC mark since 1999.

ALPHABETICAL

No	Name	Pos
55	Afusia, Kody	OL
40	Ahmad, Po'okela	LB
31	Alo, Kamalani	S
80	Armbrust, DJ	SL
10	Austin, Shane	QB
84	Avery, Joe	WR
89	Bell, Terrence	WR
6	Blount, Dustin	SL
46	Borden, Kawika	S
3	Bradley, Rodney	WR
18	Bright, Darius	WR
24	Brown, Aaron	LB
8	Bryant, Jeremy	CB
68	Cavaco-Amoy, Ho'oikaika	DL
30	Chimara, Davidson	CB
65	Choy, Kaha'i	OL
11	Christian, Steven	CB
13	Clapp, Justin	WR
99	Correa, Haku	DL
54	Cravens, Siaki	LB
29	Cunningham, Gus	S
55	Daily-Lyles, George	LB
60	Daniel, Clint	OL
38	Daniel, Cory	LB
2	Davis, Lametrius	CB
20	Dean, Desmond	DL
26	Dimude, Chizzy	RB
31	Dunnachie, Alex	P
58	Elisara, Dustin	LB
20	Enos, Scott	PK
37	Estes, Kenny	S
69	Faamu, Andrew	OL
42	Falemalu, Paipai	LB
63	Ginlack, Brysen	OL
28	Gomes, Jordan	S
9	Graves, David	QB
25	Green, Alex	RB
27	Hadden, Tyler	PK
96	Hafoka, David	DL
51	Hanohano, Geordon	DL
51	Hansen, Austin	OL
35	Hardy-Tuliau, John	CB
88	Henry, Ryan	SL
5	Heun, Jake	LB
4	Hopkins, Tank	CB
45	Ingram, Luke	LS
30	Iosefa, Joey	RB
27	Jackson, Sterling	RB
82	Jasper, Jett	WR
83	Kaapuni, Skye	WR
86	King, Donnie	SL
70	LaCount, Kainoa	OL
57	Laurel, Art	LB
72	Laurel, Clayton	OL
56	Lefiti, Matagisila	OL
77	Lefotu, Dave	OL
53	Legay, Levi	OL
76	Leonard, Brett	OL
50	Letuli, Laupepa	OL
64	Lim III, Elmer	OL
23	Lister, John	RB
59	Loeffler, Jordan	OL
50	Lolotai, Mana	LB
93	Lolotai, Waylon	DL
74	Loyd Jr., Frank	OL
33	Maggitt, Dee	CB
75	Mahoe, Ikaika	DL
60	Malabuyoc, Joseph	LB
59	Malepeai, Marcus	DL
91	Manu, Veni	DL

NUMERICAL

No	Name	Pos	Ht	Wt	Cl	Exp	Hometown/Last School
1	Greg Salas	SL	6-2	210	Sr	3L	Chino, CA/Chino HS
2	Allen Sampson	SL	5-7	145	Fr	HS	Tampa, FL/Plant HS
2	Lametrius Davis	CB	6-0	195	Sr	1L	Portland, OR/Butte CC
3	Rodney Bradley	WR	6-0	190	Sr	1L	Corsicana, TX/Navarro JC
3	Aulola Tonga	LB	6-3	225	So	1L	La'ie, O'ahu/Kahuku HS
4	Cayman Shutter	QB	6-1	185	Fr	RS	Kailua, O'ahu/Punahou School
4	Tank Hopkins	CB	5-10	175	Sr	1L	Marlin, TX/Navarro JC
5	Billy Ray Stutzmann	WR	6-0	165	Fr	RS	Honolulu, O'ahu/St. Louis School
5	Jake Heun	LB	6-2	225	Sr	1L	Anchorage, AK/City College of San Francisco
6	Dustin Blount	SL	5-6	160	Sr	1L	San Bernardino, CA/Compton CC
7	Lewis Walker	CB	5-11	175	So	1L	Salt Lake City, UT/Judge Memorial HS
8	Corey Nielsen	QB	5-11	185	Fr	RS	Cerritos, CA/Gahr HS
8	Jeremy Bryant	CB	5-10	175	Sr	1L	Carson, CA/Los Angeles Harbor College
9	David Graves	QB	6-0	195	Fr	RS	Folsom, CA/Folsom HS
9	Spencer Smith	S	5-11	200	Sr	3L	Marietta, GA/Kell HS
10	Shane Austin	QB	6-0	200	Jr	2L	Camarillo, CA/Rio Mesa HS
10	Kawika Ornellas	CB	5-9	180	So	1L	Kapolei, O'ahu/Mililani HS
11	Kevin Spain	QB	6-1	200	Fr	HS	Scottsdale, AZ/Paradise Valley HS
11	Steven Christian	CB	6-0	170	So	SQ	El Dorado Hills, CA/John F. Kennedy HS
13	Justin Clapp	WR	6-2	195	Fr	RS	Concord, CA/DeLa Salle HS
16	Brent Rausch	QB	6-4	185	Sr	2L	Cathedral City, CA/College of the Desert
17	Bryant Moniz	QB	6-0	200	Jr	1L	Wahiawa, O'ahu/Fresno City College
18	Darius Bright	WR	6-3	230	Jr	JC	Fayetteville, NC/City College of San Francisco
19	Richard Torres	S	5-8	180	Jr	2L	Kahuku, O'ahu/Kahuku HS
20	Scott Enos	PK	5-9	170	Sr	1L	Granite Bay, CA/Sierra JC
20	Desmond Dean	DL	6-5	200	Fr	HS	Tyler, TX/John Tyler HS
21	Kealoha Pilares	SL	5-11	205	Sr	3L	Wahiawa, O'ahu/Damien Memorial School
22	Steve Stepter	S	5-9	190	So	1L	Los Angeles, CA/Crenshaw HS
23	John Lister	RB	6-1	200	Fr	HS	Thousand Oaks, CA/Thousand Oaks HS
23	Parker Paredes	LB	5-10	205	Sr	TR	Kane'ohē, O'ahu/Southern Oregon University
24	Jordan Monaco	RB	6-0	235	So	TR	Mililani, O'ahu/Savannah State
24	Aaron Brown	LB	6-1	220	Jr	RS	Puyallup, WA/Saddleback CC
25	Alex Green	RB	6-2	230	Sr	1L	Portland, OR/Butte CC
26	Chizzy Dimude	RB	5-10	200	Sr	1L	Hayward, CA/Laney College
27	Sterling Jackson	RB	6-0	220	Jr	TR	Stone Mountain, GA/Mendocino College
27	Tyler Hadden	PK	5-10	170	Fr	HS	Whittier, CA/California HS
28	Jordan Gomes	S	5-10	180	So	1L	Kailua, O'ahu/Kamehameha Schools-Kapalama
29	Hogan Rosehill	RB	6-2	220	Fr	RS	Hilo, Hawai'i/Kamehameha Schools-Hawai'i
29	Gus Cunningham	S	5-10	195	Fr	HS	San Antonio, TX/Cole HS
30	Joey Iosefa	RB	6-0	245	Fr	HS	Pago Pago, American Samoa/Fagaitua HS
30	Davidson Chimara	CB	5-8	175	Jr	JC	Miami, FL/Butte College
31	Alex Dunnachie	P	6-6	220	So	1L	Heidelberg, Victoria, Australia/Marcellin College
31	Kamalani Alo	S	6-2	205	Fr	RS	Hau'ula, O'ahu/Kahuku HS
33	Dee Maggitt	CB	5-8	170	Fr	HS	Tacoma, WA/Lakes HS
34	Jeremiah Ostrowski	SL	5-9	175	So	1L	'Aiea, O'ahu/Punahou School
34	Terry Hardy	CB	5-6	170	Fr	HS	Carson, CA/Santa Monica HS
35	John Hardy-Tuliau	CB	5-11	165	Fr	HS	Temecula, CA/Vista Murrieta HS
36	Bubba Poueu-Luna	S	5-11	170	Fr	HS	Temecula, CA/Great Oak HS
37	Kenny Estes	S	6-0	210	Jr	3L	Waimea, Kauai/Waimea HS
38	Bennett Nicola	WR	6-2	165	Fr	HS	Glenwood Springs, CO/Glenwood Springs HS
38	Cory Daniel	LB	6-0	240	Jr	SQ	Kane'ohē, O'ahu/Pima CC
39	Darryl McBride Jr.	S	6-2	200	Jr	JC	Philadelphia, PA/Mendocino College
40	Po'okela Ahmad	LB	6-1	210	Sr	1L	Kapolei, O'ahu/Kapolei HS
41	Corey Paredes	LB	5-11	235	Jr	2L	Kane'ohē, O'ahu/Castle HS
42	Paipai Falemalu	LB	6-3	240	So	1L	Hau'ula, O'ahu/Kahuku HS
43	Mana Silva	S	6-1	210	Sr	2L	Hilo, Hawai'i/Oregon State University
44	Alema Tachibana	LB	6-2	210	Fr	RS	Kahuku, O'ahu/Kahuku HS
45	Luke Ingram	LS	6-5	230	So	1L	Mililani, O'ahu/Mililani HS
46	Kyle Niiro	PK	5-11	205	So	HS	Honolulu, O'ahu/Kaiser HS
46	Kawika Borden	S	6-1	200	Fr	HS	Pearl City, O'ahu/Pearl City HS
47	Zach Masch	DL	6-2	285	Jr	RS	Nevada City, CA/Arizona Western CC
48	Josh Manupuna	DL	6-2	285	Jr	TR	Honolulu, O'ahu/Portland State University
49	Kaniela Tuipulotu	DL	6-2	300	Jr	TR	Lahaina, Maui/University of Arizona
50	Laupepa Letuli	OL	6-4	325	Sr	3L	Torrance, CA/North Torrance HS
50	Mana Lolotai	LB	6-0	245	Sr	3L	Kahuku, O'ahu/Kamehameha Schools-Kapalama
51	Austin Hansen	OL	6-4	305	Jr	2L	Yorba Linda, CA/Valencia HS
51	Geordon Hanohano	DL	6-1	295	So	1L	Wai'anae, O'ahu/St. Louis School
52	Mike Maracle	DL	6-4	245	Sr	SQ	San Diego, CA/San Diego Mesa College
53	Levi Legay	OL	6-3	280	So	SQ	Kailua-Kona, Hawai'i/Kealakehe HS
53	TJ Taimatua	LB	6-3	225	Fr	HS	Fagasa, American Samoa/Artesia HS

NUMERICAL

No	Name	Pos	Ht	Wt	Cl	Exp	Hometown/Last School
54	Siaki Cravens	LB	6-1	230	So	JC	Temecula, CA/Long Beach CC
55	Kody Afusia	OL	6-2	325	Fr	HS	Midway City, CA/Ocean View HS
55	George Daily-Lyles	LB	5-11	235	Fr	RS	Long Beach, CA/Long Beach Poly HS
56	Matagisila Lefiti	OL	6-0	285	Jr	2L	Pavaiai, American Samoa/Mater Dei HS
57	Art Laurel	LB	6-0	230	Fr	RS	Wahiawa, O'ahu/Leilehua HS
58	Dustin Elisara	LB	6-0	270	Fr	HS	Kapolei, O'ahu/Kapolei HS
59	Jordan Loeffler	OL	6-5	300	Fr	HS	Hilo, Hawai'i/Hilo HS
59	Marcus Malepeai	DL	6-1	255	Fr	HS	Honolulu, O'ahu/Radford HS
60	Clint Daniel	OL	6-3	315	Jr	SQ	Kane'ohe, O'ahu/Pima CC
60	Joseph Malabuyoc	LB	6-0	230	Sr	SQ	Vancouver, B.C., Canada/Vancouver College Prep
61	London Sapolu	OL	6-0	290	Jr	JC	Costa Mesa, CA/Orange Coast CC
61	Earvin Sione	DL	6-5	190	So	1L	Honolulu, O'ahu/McKinley HS
62	Chauncy Winchester-Makainai	OL	6-4	310	Fr	RS	Kailua, O'ahu/Kailua HS
63	Brysen Ginlack	OL	6-2	310	Sr	2L	Kailua, O'ahu/Kahuku HS
64	Elmer Lim III	OL	6-1	285	Jr	HS	Kamuela, Hawai'i/Kamehameha Schools-Kapalama
65	Kaha'i Choy	OL	5-10	280	So	SQ	Hale'iwa, O'ahu/Kamehameha Schools-Kapalama
66	Adrian Thomas	OL	6-6	305	Sr	3L	Bangor, NSW, Australia/Gynea Tech HS
67	Tui'atua Tuiasosopo	OL	6-0	315	So	SQ	Ewa Beach, O'ahu/St. Louis School
68	Sean Shigematsu	OL	6-4	270	Fr	HS	Kapa'a, Kaua'i/Kapa'a HS
68	Ho'oikaika Cavaco-Amoy	DL	6-2	235	So	SQ	Waimanalo, O'ahu/St. Louis School
69	Andrew Faaumuu	OL	6-3	305	Jr	1L	Kihei, Maui/Lahainaluna HS
70	Kainoa LaCount	OL	6-6	330	Sr	1L	Kailua, O'ahu/College of the Canyons
72	Clayton Laurel	OL	6-2	290	Jr	1L	Wahiawa, O'ahu/Leilehua HS
73	Drew Uperesa	OL	6-2	260	So	1L	Hau'ula, O'ahu/Punahou School
74	Frank Loyd Jr.	OL	6-3	290	Fr	HS	'Aiea, O'ahu/Moanalua HS
75	Bronson Tiwanak	OL	6-1	295	Sr	SQ	'Aiea, O'ahu/Fresno City College
75	Ikaika Mahoe	DL	5-11	280	Sr	SQ	Hilo, Hawai'i/Kamehameha Schools-Hawai'i
76	Brett Leonard	OL	6-5	310	Jr	RS	Hollister, CA/Saddleback JC
77	Dave Lefotu	OL	6-3	305	Fr	HS	Pearl City, O'ahu/Pearl City HS
78	Kapono Rawlins-Crivello	LB	6-1	240	Sr	TR	Honolulu, O'ahu/Boise State University
79	Casey Purdy	OL	6-4	300	So	TR	Honolulu, O'ahu/Montana Western
80	DJ Armbrust	SL	5-11	195	Fr	HS	Charleston, SC/Onate HS (N.M.)
81	Royce Pollard	WR	6-0	175	Jr	2L	San Diego, CA/University City HS
82	Jett Jasper	WR	6-2	195	Jr	2L	Lihue, Kaua'i/Kaua'i HS
83	Skye Kaapuni	WR	6-0	170	Fr	HS	Pearl City, O'ahu/Pearl City HS
84	Joe Avery	WR	6-5	180	Jr	2L	Carson, CA/Phincas Banning HS
85	Corey Paclebar	SL	5-7	170	Fr	HS	Pleasant Hill, CA/Las Lomas HS
86	Donnie King	SL	5-7	150	Fr	HS	Kapolei, O'ahu/Kapolei HS
87	Mike Tinoco	WR	6-2	200	Sr	1L	Mission Viejo, CA/Saddleback CC
88	Ryan Henry	SL	5-9	170	Sr	1L	Los Angeles, CA/West Los Angeles College
89	Terrence Bell	WR	5-11	180	Jr	TR	Santa Rosa, CA/Santa Rosa JC
89	Moses Samia	DL	6-1	280	Fr	HS	'Ewa Beach, O'ahu/Saint Louis School
90	Elliott Purcell	DL	6-3	250	Sr	3L	'Ewa Beach, O'ahu/Saint Louis School
91	Veni Manu	DL	6-3	205	Fr	HS	'Ewa Beach, O'ahu/Mililani HS
92	Beau Yap	DL	6-0	250	Fr	HS	Pearl City, O'ahu/Kamehameha Schools-Kapalama
93	Waylon Lolotai	DL	6-3	255	Fr	RS	Lafayette, CO/Centaurus HS
94	Kamalu Umu	DL	6-3	270	Sr	TR	Kapa'a, Kaua'i/Charleston Southern
95	Vaughn Meatoga	DL	6-2	285	Jr	2L	Kalaheo, Kaua'i/Kamehameha Schools-Kapalama
96	David Hafoka	DL	6-1	330	Jr	RS	San Mateo, CA/College of San Mateo
97	Alasi Toilolo	DL	6-3	255	Jr	2L	Kapolei, O'ahu/Kapolei HS
98	Liko Satele	DL	6-2	260	Jr	1L	Honolulu, O'ahu/Lambuth
99	Haku Correa	DL	6-1	280	So	1L	Honolulu, O'ahu/Damien Memorial School

ALPHABETICAL

No	Name	Pos
48	Manupuna, Josh	DL
52	Maracle, Mike	DL
47	Masch, Zach	DL
39	McBride Jr., Darryl	S
95	Meatoga, Vaughn	DL
24	Monico, Jordan	RB
17	Moniz, Bryant	QB
38	Nicola, Bennett	WR
8	Nielsen, Corey	QB
46	Niuro, Kyle	PK
10	Ornellas, Kawika	CB
34	Ostrowski, Jeremiah	SL
85	Paclebar, Corey	SL
41	Paredes, Corey	LB
23	Paredes, Parker	LB
21	Pilares, Kealoha	SL
81	Pollard, Royce	WR
36	Poueu-Luna, Bubba	S
90	Purcell, Elliott	DL
79	Purdy, Casey	OL
16	Rausch, Brent	QB
78	Rawlins-Crivello, Kapono	LB
29	Rosehill, Hogan	RB
1	Salas, Greg	SL
89	Samia, Moses	DL
2	Sampson, Allen	SL
61	Sapulu, London	OL
98	Satele, Liko	DL
68	Shigematsu, Sean	OL
4	Shutter, Cayman	QB
43	Silva, Mana	S
61	Sione, Earvin	DL
9	Smith, Spencer	S
11	Spain, Kevin	QB
22	Stepter, Steve	S
5	Stutzmann, Billy Ray	WR
44	Tachibana, Alema	LB
53	Taimatuia, TJ	LB
66	Thomas, Adrian	OL
87	Tinoco, Mike	WR
75	Tiwanak, Bronson	OL
97	Toilolo, Alasi	DL
3	Tonga, Aulola	LB
19	Torres, Richard	S
67	Tuiasosopo, Tuiatua	OL
49	Tupulotu, Kaniela	DL
94	Umu, Kamalu	DL
73	Uperesa, Drew	OL
7	Walker, Lewis	CB
34	Wilson, Terry	DB
62	Winchester-Makainai, Chauncy	OL
92	Yap, Beau	DL

Coaching Staff

Head Coach: Greg McMackin (3rd season)
 Associate Head Coach (Secondary): Rich Miano
 Assistant Head Coach (Defensive Ends): Cal Lee
 Offensive Coordinator (Quarterbacks): Nick Rolovich
 Defensive Coordinator (Linebackers): Dave Aranda
 Assistant Coach (Running Backs): Brian Smith
 Assistant Coach (Special Teams/Secondary): Chris Tormey
 Assistant Coach (Offensive Line): Gordy Shaw
 Assistant Coach (Defensive Tackles): Tony Tuioti
 Assistant Coach (Receivers): Darrel "Mouse" Davis
 Director of Player Personnel: George Lumpkin
 Graduate Assistants: Inoke Funaki, Ryan Biesemeyer
 Director of Operations: Bianca Tokumoto
 Video Coordinator: Chris Williams
 Strength Coach: Tommy Heffernan





GEOGRAPHICAL ROSTER

HAWAI'I (63)

O'ahu (50)

Aiea: Frank Loyd Jr., Jeremiah Ostrowski, Bronson Tiwanak

Ewa Beach: Veni Manu, Elliott Purcell, Moses Samia, Tui'atua Tuiasosopo

Hale'iwa: Kaha'i Choy

Hau'ula: Kamalani Alo, Paipai Falemalu, Drew Uperesa

Honolulu: Haku Correa, Marcus Malepeai, Josh Manupuna, Kyle Niiro, Casey Purdy, Kapono Rawlins-Crivello, Liko Satele, Earvin Sione, Billy Ray Stutzmann

Kahuku: Mana Lolotai, Alema Tachibana, Richard Torres

Kailua: Brysen Ginlack, Jordan Gomes, Kainoa LaCount, Cayman Shutter, Chauncy Winchester-Makainai

Kane'ohe: Clint Daniel, Cory Daniel, Corey Paredes, Parker Paredes

Kapolei: Po'okela Ahmad, Dustin Elisara, Donnie King, Kawika Ornellas, Alasi Toilolo

La'ie: Aulola Tonga

Mililani: Luke Ingram, Jordan Monico

Pearl City: Kawika Borden, Skye Kaapuni, David Lefotu, Beau Yap

Wahiawa: Art Laurel, Clayton Laurel, Bryant Moniz, Kealoha Pilares

Wai'anae: Geordon Hanohano

Waimanalo: Ho'oikaika Cavaco-Amoy

Hawai'i (6)

Hilo: Jordan Loeffler, Ikaika Mahoe, Hogan Rosehill, Mana Silva

Kailua-Kona: Levi Legay

Kamuela: Elmer Lim III

Kaua'i (5)

Kalaheo: Vaughn Meatoga

Kapa'a: Sean Shigematsu, Kamalu Umu

Lihue: Jett Jasper

Waimea: Kenny Estes

Maui (2)

Kihei: Andrew Faamu

Lahaina: Kaniela Tuipulotu

CONTINENTAL U.S. (53)

Alaska (1)

Anchorage: Jake Heun

Arizona (1)

Scottsdale: Kevin Spain

California (33)

Camarillo: Shane Austin

Carson: Joe Avery, Jeramy Bryant, Terry Wilson

Cathedral City: Brent Rausch

Cerritos: Corey Nielsen

Chino: Greg Salas

Concord: Justin Clapp

Costa Mesa: London Sapolu

El Dorado Hills: Steven Christian

Folsom: David Graves

Granite Bay: Scott Enos

Hayward: Chizzy Dimude

Hollister: Brett Leonard

Long Beach: George Daily-Lyles

Los Angeles: Ryan Henry, Steve Stepter

Midway City: Kody Afusia

Mission Viejo: Mike Tinoco

Nevada City: Zach Masch

Pleasant Hill: Corey Paclebar

San Bernardino: Dustin Blount

San Diego: Mike Maracle, Royce Pollard

San Mateo: David Hafoka

Santa Rosa: Terrence Bell

Thousand Oaks: John Lister

Temecula: Siaki Cravens, John Hardy-Tuliau, Bubba Poueu-Luna

Torrance: Laupepa Letuli

Whittier: Tyler Hadden

Yorba Linda: Austin Hansen

Colorado (2)

Glenwood Springs: Bennett Nicola

Lafayette: Waylon Lolotai

Florida (2)

Miami: Davidson Chimara

Tampa: Allen Sampson

Georgia (2)

Marietta: Spencer Smith

Stone Mountain: Sterling Jackson

North Carolina (1)

Fayetteville: Darius Bright

Oregon (2)

Portland: Lametrius Davis, Alex Green

Pennsylvania (1)

Philadelphia: Darryl McBride Jr.

South Carolina (1)

Charleston: DJ Armbrust

Texas (4)

Corsicana: Rodney Bradley

Marlin: Tank Hopkins

San Antonio: Gus Cunningham

Tyler: Desmond Dean

Utah (1)

Salt Lake City: Lewis Walker

Washington (2)

Puyallup: Aaron Brown

Tacoma: Dee Maggitt

AMERICAN SAMOA (3)

Pago Pago: Joey Iosefa

Pavaiai: Matagisila Lefti

Fagasa: TJ Taimatuia

AUSTRALIA (2)

New South Wales (1)

Bangor: Adrian Thomas

Victoria (1)

Heidelberg: Alex Dunnachie

CANADA (1)

British Columbia (1)

Vancouver: Joseph Malabuyoc

PRONUNCIATION CHART

No	Name	Pronunciation
3	Aulola Tonga	ow-LOW-lah
5	Jake Heun	h-YOO-n
6	Dustin Blount	blunt
10	Kawika Ornellas	kah-VEE-kah, OR-neh-lahs
16	Brent Rausch	rao-sh
21	Kealoha Pilares	KAY-ah-low-hah puh-lar-us
23	Parker Paredes	pah-red-ehs
26	Chizzy Dimude	cheezy dee-MOO-day
27	Kainoa Carlson	kigh-no-ah
28	Jordan Gomes	gomes
30	Joey Iosefa	e-oh-seff-uh
31	Kamalani Alo	kah-mah-lah-knee, ah-low
31	Alex Dunnachie	duh-NAH-key
34	Ho'oikaika Cavaco-Amoy	ho-OH-EE-kye-kah cah-vah-ko ah-moy
35	John Hardy-Tuliau	too-lee-OW
36	Bubba Poueu-Luna	PO-ay-oooh lew-nah
40	Po'okela Ahmad	poh-OH-keh-la
41	Corey Paredes	pah-red-ehs
42	Paipai Falemalu	pie-pie, fah-lay-MAH-loo
43	Mana Silva	mah-nah
44	Alema Tachibana	all-leh-mah, tah-chee-BAH-nah knee-e-row
46	Kyle Niiro	kuh-vee-kuh
46	Kawika Borden	mah-nu-poooh-nuh
48	Josh Manupuna	kah-knee-eh-luh
49	Kaniela Tuipulotu	to-E-poo-low-to
50	Laupepa Letuli	lao-PEH-pah, lay-TWO-lee
50	Mana Lolotai	mah-nah, LOW-low-tie
51	Geordon Hanohano	jordan, hah-no-hah-no
53	Levi Legay	lah-GAY
53	Marcus Malepeai	mah-lay-pay-I
53	TJ Taimatuia	tie-MAH-too-E-ah
54	Siaki Cravens	see-AH-key
55	Kody Afusia	ah-FOO-see-ah
56	Matagisila Lefti	mah-tong-gi-see-LA, lee-FEE-tee
57	Art Laurel	lar-RELL
58	Dustin Elisara	ell-E-sah-rah
60	Joseph Malabuyoc	mah-lah-boo-yock
61	London Sapolu	sah-po-LOO
61	Earvin Sione	see-OH-nay
62	Chauncy Winchester-Makainai	mah-KIE-nie
63	Brysen Ginlack	gin-lack
65	Kaha'i Choy	kah-huh-E
67	Tui'atua Tuiasosopo	too-EE-ah-too-ah, too-EE-ah-soh-soh-poh
68	Sean Shigematsu	shi-GAY-maht-su
68	Ho'oikaika Cavaco-Amoy	ho-O-ee-kye-kah kah-vah-KO ah-MOY
69	Andrew Faamu	fuh-uh-UMU
70	Kainoa LaCount	kye-NO-ah
72	Clayton Laurel	lar-RELL
73	Drew Uperesa	oo-pur-REH-sah
75	Ikaika Mahoe	ee-KYE-kah mah-HOY
77	Dave Lefotu	lay-fo-too
78	Kapono Rawlins-Crivello	kah-PO-NO
80	Jeremiah Ostrowski	ah-STROW-skee
87	Mike Tinoco	tih-NO-ko
89	Moses Samia	sah-me-ah
91	Veni Manu	vey-knee mah-new
93	Waylon Lolotai	LOW-low-tie
94	Kamal Umu	kah-mah-LUU OO-moo
95	Vaughn Meatoga	may-ah-TUNG-gah
96	David Hafoka	hah-fo-KAH
97	Alasi Toilolo	AH-lah-see, toy-LOW-low
98	Liko Satele	lee-ko, sah-TELL-ay
99	Haku Correa	HAH-koo, koh-RAY-ah

Coaches

Rich Miano me-AH-no

OFFENSE

X	3 Rodney Bradley	6-0	190	Sr	Dallas, TX
	18 Darius Bright	6-5	225	Jr	Fayetteville, NC
H	1 Greg Salas	6-2	200	Sr	Chino, CA
	88 Ryan Henry	5-9	170	Sr	Los Angeles, CA
LT	61 Austin Hansen	6-4	285	Jr	Yorba Linda, CA
	70 Kainoa LaCount	6-6	330	Sr	Kailua, O'ahu
LG	76 Brett Leonard	6-5	310	Jr	Hollister, CA
	69 Andrew Faaumu	6-3	305	Jr	Kihei, Maui
C	56 Matagisila Lefiti	6-0	280	Jr	Santa Ana, CA
	75 Bronson Tiwanak	6-1	310	Sr	'Aiea, O'ahu
RG	66 Adrian Thomas	6-6	310	Sr	Bangor, NSW, Australia
	63 Brysen Ginlack	6-2	310	Sr	Kailua, O'ahu
RT	50 Laupepa Letuli	6-4	310	Sr	Torrance, CA
	62 Chauncy Winchester-Makainai	6-4	330	Fr	Kailua, O'ahu
Y	21 Kealoha Pilares	5-11	200	Sr	Wahiawā, O'ahu
	6 Dustin Blount	5-8	160	Sr	San Bernardino, CA
Z	81 Royce Pollard	6-0	175	Jr	San Diego, CA
	5 Billy Ray Stutzmann	6-0	165	Fr	Honolulu, O'ahu
QB	17 Bryant Moniz	6-0	190	Jr	Wahiawā, O'ahu
	10 Shane Austin	6-0	200	Jr	Camarillo, CA
RB	25 Alex Green	6-2	230	Sr	Portland, OR
	26 Chizzy Dimude	5-9	190	Sr	Hayward, CA

DEFENSE

LE	98 Liko Satele	6-2	260	Jr	Honolulu, O'ahu
	52 Mike Maracle	6-4	245	Sr	San Diego, CA
LT	95 Vaughn Meatoga	6-2	290	Jr	Kalaheo, Kaua'i
	51 Geordon Hanohano	6-2	300	So	Wai'anae, O'ahu
RT	99 Haku Correa	6-1	290	So	Honolulu, O'ahu
	49 Kaniela Tuipulotu	6-2	300	Jr	Lahaina, Maui
RE	90 Elliott Purcell	6-3	255	Sr	'Ewa Beach, O'ahu
	94 Kamalu Umu	6-2	295	Sr	Kapa'a, Kaua'i
STUB	42 Paipai Falemalu	6-3	230	So	Hau'ula, O'ahu
	24 Aaron Brown	6-1	205	Jr	Puyallup, WA
MAC	55 George Daily-Lyles	5-11	230	Fr	Long Beach, CA
	50 Mana Lolotai	6-0	230	Sr	Kahuku, O'ahu
BUCK	41 Corey Paredes	5-11	235	Jr	Kāne'ohē, O'ahu
	40 Po'okela Ahmad	6-1	205	Sr	Kapolei, O'ahu
CB	2 Lametrius Davis	6-0	185	Sr	Portland, OR
	10 Kawika Ornellas	5-9	170	Sr	Kapolei, O'ahu
SS	9 Spencer Smith	5-11	205	Sr	Marietta, GA
	19 Richard Torres	5-8	175	Jr	Kahuku, O'ahu
FS	43 Mana Silva	6-1	220	Sr	Hilo, Hawai'i
	28 Jordan Gomes	5-10	175	So	Kailua, O'ahu
CB	18 Jeramy Bryant	5-10	180	Sr	Carson, CA
	7 Lewis Walker	5-11	175	So	Salt Lake City, UT

SPECIALISTS

P	31 Alex Dunnachie	6-3	235	So	Heidelberg, Australia
PK	20 Scott Enos	5-9	180	Sr	Granite Bay, CA
	27 Tyler Hadden	5-11	175	Fr	Whittier, CA
SNP	45 Luke Ingram	6-5	210	So	Mililani, O'ahu
H	10 Shane Austin	6-0	200	Jr	Camarillo, CA
KOR	81 Royce Pollard	6-0	175	Jr	San Diego, CA
	21 Kealoha Pilares	5-11	200	Sr	Wahiawā, O'ahu
PR	88 Ryan Henry	5-9	170	Sr	Los Angeles, CA
	1 Greg Salas	6-2	200	Sr	Chino, CA



GREG McMACKIN

Head Coach ▶ 3rd Season

Greg McMackin's tenure as head coach of the Warrior football team has been a roller-coaster ride to say the least, with its ups (Sheraton Hawai'i Bowl appearance in 2008) and downs (four starters lost due to season-ending injuries in 2009).

Last season, McMackin's Warriors nearly overcame a flurry of injuries by finishing one win shy of bowl berth. UH endured losses to its starting quarterback, wide receiver, right tackle, and middle linebacker all within the first half of the season. McMackin regrouped his unit and salvaged the season with a late four-game win streak before falling in the regular season finale.

After his first two seasons as head coach, McMackin has guided the Warriors to 13 wins, which is tied for the second most among modern day UH coaches after their second year. His overall record is 13-14, including an 8-8 mark in the Western Athletic Conference.

In 2009, the Warriors made a drastic improvement offensively despite the loss of starter Greg Alexander during the team's fourth game. Third-string signal caller Bryant Moniz filled in and threw for nearly 2,400 yards and 14 touchdowns. UH's offense finished third nationally in passing yards and 14th in total offense, while slot receiver Greg Salas ranked fourth in receiving yards per game.

McMackin took over as head coach in 2008 after two years as the team's defensive coordinator. He served two different stints as coordinator in 1999 and again in 2007. Not coincidentally, UH won the WAC title both years and made two bowl appearances.

In 1999, UH improved from 109th nationally in total defense to 35th and became the NCAA's all-time turnaround team (from 0 wins in 1998 to nine wins in 1999). His defense accounted for five touchdowns, 17 interceptions, 33 sacks, and 17 fumble recoveries.

In 2007, McMackin returned to the Manoa campus and helped the Warriors to a perfect 12-0 regular season and trip to the Allstate Sugar Bowl. That year, his defense ranked 34th nationally, up from 93rd in 2006, and also ranked among the nation's best in tackles-for-loss (5th), sacks (9th) and interceptions (11th).

Following that season, the departure of then-head coach June Jones enabled McMackin to become the program's 21st head coach. With that announcement, McMackin's endearing personality and the state's euphoria for Warrior football, season-ticket sales jumped to the highest since the early 1990s.

In 2008, McMackin and his staff had a tall task ahead of them with a schedule that was considered the toughest in school history with BCS conference opponents Florida, Oregon State, Washington State, and Cincinnati, and road games at traditional WAC powers Boise State and Fresno State. With nine offensive starters lost from a record-breaking 2007 squad, the Warriors relied on their defense led by all-WAC linebackers Adam Leonard and Solomon Elimimian.

After struggling out of the gates, UH won six of eight during October and November and its offense was firing on all cylinders behind Alexander. A 24-10 home victory over Washington State secured the team's seventh bowl berth in the last decade and an invitation to the Sheraton Hawai'i Bowl against Notre Dame, which was McMackin's 13th career bowl appearance.

One of McMackin's top priorities as head coach is to graduate his players. In 2008, a total of 24 Warriors earned their diplomas during the winter and spring commencement exercises, which was the most football student-athletes to graduate in one year in school history. That mark was eclipsed this past year as another 28 earned their degrees.

Prior to joining the Warrior staff during his second go-around in 2007, McMackin spent three years with the National Football League's San Francisco 49ers as associate head coach and linebackers coach under Dennis Erickson from 2003-05.

In 2000, McMackin left UH to take the defensive coordinator position at Texas Tech, where he spent three years as one of the nation's top assistant coaches by American Football Magazine. In 2001, he was named the Big 12 Conference's top recruiter by rivals.com. His defense made an immediate

impact as the Red Raiders finished the 2000 campaign ranked sixth nationally in pass defense and 10th in pass-efficiency defense.

Prior to joining UH in 1999, McMackin was the defensive coordinator for the Seattle Seahawks for four seasons under Erickson, where he coached 10 All-Pro selections. The Seahawks recorded an NFL-record 14 defensive touchdowns in 1998 while establishing a franchise-best seven interceptions in one game. During his first three seasons in Seattle, the defense jumped from 30th to eighth while the pass defense improved from 30th to sixth.

McMackin spent the 1993 and '94 seasons at Miami (Fla.), also coached by Erickson. The team won two Big East Championships and ranked first in the nation in total defense, scoring defense and pass defense.

Prior to Miami, he spent one year with Navy in 1992 and two years with Utah from 1990-91. He helped improve the Ute defense from 106th nationally to first in the Western Athletic Conference in 1990, while his defense led the WAC in five categories.

McMackin's first head-coaching stint was at Oregon Tech from 1986-89, where he also served as assistant athletics director. The team enjoyed four winning seasons and established 48 school and 18 national records. Oregon Tech advanced to the national championship playoffs and semifinals and was ranked third nationally during his tenure. McMackin earned Coach of the Year honors twice and coached the first two Oregon Tech football players drafted by the NFL.

His first taste of professional football came during the 1985 season when he served as assistant coach for the Denver Gold of the USFL, coached by former UH assistant Mouse Davis, widely regarded as the inventor of the run-and-shoot offense. Denver ranked first in the Western Conference in defense and led the USFL in interceptions.

McMackin served as linebackers coach for one season under head coach Jack Elway at Stanford, where the rushing defense ranked among the nation's best in 1984.

In 1979, he began a five-season stint at San Jose State, helping the team to two conference titles while coaching three NFL Draft picks and eight players who played professionally.

McMackin also served as defensive coordinator at Idaho for three seasons. While at UI, his team ranked second in the nation in quarterback sacks and improved its pass defense from last to first in the Big Sky Conference.

McMackin began his coaching career as an offensive backfield coach at Arizona in 1968 and moved on to Aloha High School in Beaverton, Ore., where he was an assistant coach and head coach for three seasons. He then moved on to Western Oregon State College for three seasons as defensive coordinator, recruiting coordinator and assistant professor in physical education.

McMackin earned his bachelor of science degree at Southern Oregon College and his master's of education at Arizona. He is a published author, having written "Coaching the Defensive Backfield" in 1992, which is in its eighth printing, and has had several articles published in national coaching publications. He is a member of the National Football League Coaches Association and the American Football Coaches Association.

McMackin and his wife, Heather, have a daughter, Shannon, and two grandchildren, Kayla and Taylor.



The McMackin's - top row: Shannon and Heather; bottom row: Kayla, Greg, and Taylor.

McMACKIN'S FILE

Years at UH: 3rd season (head coach) / 5th season (overall)

Years Coaching: 40th season (overall) / 28th (collegiate)

Hometown: Springfield, Ore.


Alma Mater: Southern Oregon (1967)

COACHING RESUME

Years	School/Team	Position
2008-	Hawai'i	Head Coach
2007	Hawai'i	Assistant (Defensive Coordinator)
2003-05	San Francisco 49ers (NFL)	Associate Head Coach (Linebackers)
2000-02	Texas Tech	Associate Head Coach (Defensive Coordinator)
1999	Hawai'i	Assistant (Defensive Coordinator)
1995-98	Seattle Seahawks (NFL)	Assistant (Defensive Coordinator)
1993-94	Miami (Fla.)	Assistant (Defensive Coordinator)
1992	U.S. Naval Academy	Assistant (Defensive Coordinator)
1990-91	Utah	Assistant (Defensive Coordinator)
1986-89	Oregon Tech	Head Coach/Assistant Athletics Director
1985	Denver Gold (USFL)	Assistant (Secondary)
1984	Stanford	Assistant (Linebackers)
1979-83	San Jose State	Assistant (Recruiting Coordinator/Secondary)
1976-78	Idaho	Assistant (Defensive Coordinator/Recruiting Coordinator/Secondary/Linebackers)
1973-75	Western Oregon State	Assistant (Defensive Coordinator/Recruiting Coordinator)
1970-72	Aloha High School	Head Coach/Assistant Coach
1968-69	Arizona	Graduate Assistant

THE COACH MACK WAY

- ▶ Be a good teacher.
- ▶ Treat everyone with respect and dignity.
- ▶ Set the example that everyone should follow.
- ▶ Be an active coach.
- ▶ Maintain the highest standard of honesty and integrity.
- ▶ Insist on excellence and hold your people accountable.
- ▶ Build group cohesiveness and pride.
- ▶ Show confidence in your people and maintain a strong sense of urgency.
- ▶ Be available and visible to your staff and players.
- ▶ Develop yourself and others to the highest potential.





RICH MIANO

Associate Head Coach ▶ Secondary
12th Season

Rich Miano enters his third season as head coach Greg McMackin's associate head coach and 12th season on the Warrior coaching staff.

Under Miano, safety Mana Silva finished the 2009 season ranked 11th nationally and first in the Western Athletic Conference with six interceptions. Cornerback Lametrius Davis led the defense with eight pass break-ups, while safety Spencer Smith had 77 tackles to lead all defensive backs.

The former Kaiser High School and UH safety, who walked-on in 1982, has built his secondary out of over-achieving walk-ons and will continue to monitor that program.

In addition, Miano is the team's liaison to the National Football League. An 11-year veteran of the league, Miano maintains contacts with scouts from each of the 32 teams. He also coordinates the team's Pro Day, which has been held at the Home Depot Center in Carson, Calif., for the past several years.

Former walk-ons Nate Jackson and Jacob Espiau established themselves as impact defensive players and both earned all-Western Athletic Conference honors. Each year, the football program holds a walk-on tryout and a number of players have impressed the coaches enough to make the team.

Jackson and former Warrior defensive backs Abraham Elimimian, Robert Grant, Kelvin Millhouse, Kenny Patton Leonard Peters and Jameel Dowling have earned free-agent contracts with NFL teams following their UH playing careers. In 2009, cornerback Ryan Mouton was the first Warrior defensive back selected in the NFL Draft in more than 20 years after being drafted by the Tennessee Titans in the third round.

In addition, Miano has coached 10 all-WAC selections in 10 seasons at UH, including three-time honoree safety Hyrum Peters. Millhouse, Jackson and Elimimian were two-time all-WAC picks.

In the last 11 seasons, the secondary has recorded 123 interceptions including 11 of 12 picks in 2009. They have recorded 18 defensive touchdowns, compiled 341 pass break-ups and forced 55 fumbles. In 1999, Warrior cornerback Quincy LeJay recorded seven interceptions and broke the school record for most interceptions returned for touchdowns with three, which was tied in 2002 by Hyrum Peters.

Miano's coaching career blossomed after a successful three-year career with the Rainbow Warriors. The Kaiser High School graduate was drafted in the sixth round by the New York Jets in 1985 and he later enjoyed an 11-year career in the NFL with the Jets, Philadelphia Eagles and Atlanta Falcons.

Between each NFL offseason, Miano returned to Honolulu and held camps and clinics for aspiring young football players and trained with some to help improve their skill level. Currently, he and strength coach Mel deLaura run the Hawai'i Speed and Quickness clinics for Hawai'i youths throughout the year.

Miano enjoys playing golf and exercising. He and his wife, Lori, live in Hawai'i Kai with their son, Richard James Kalanikupa'a, and daughter, Siena.

MIANO'S FILE

PERSONAL

Years at UH: 12th season
Hometown: Honolulu, O'ahu
Alma Mater: Hawai'i (1987)

PLAYING EXPERIENCE

- ▶ 1996, Atlanta Falcons
- ▶ 1991-94, Philadelphia Eagles
- ▶ 1985-90, New York Jets
- ▶ 1982-84, Hawai'i

COACHING EXPERIENCE

- ▶ 2008-, Hawai'i Associate Head Coach (Secondary)
- ▶ 1999-2007, Hawai'i Assistant (Secondary)



CAL LEE

Assistant Head Coach ▶ Def. Ends
8th Season

Cal Lee, a fixture in Hawai'i high school history and veteran on the UH coaching staff, will assume the role of assistant head coach following two seasons as head coach Greg McMackin's defensive coordinator.

In his second season as defensive coordinator, Lee's defense ranked third in the Western Athletic Conference in total defense and fifth in scoring defense. Linebacker Blaze Soares was named to the all-WAC first team after finishing the season ranked fourth in the WAC with 107 tackles.

Lee also coached linebackers Corey Paredes, who were named WAC Defensive Player of the Week following victories over Washington State and Navy.

Lee, recognized as the state's most successful high school coach at St. Louis School, enters his eighth year on the Warrior coaching staff. Lee led the St. Louis Crusaders to 14 O'ahu Prep Bowl titles (the unofficial Hawai'i state championship), 18 Interscholastic League of Honolulu championships and the inaugural Hawai'i High School Athletic Association State Championship in 1999.

In his 21 seasons with the school, Lee won an impressive 88-percent of his games and compiled a 241-32-5 record. Of his 32 losses, more than half came during Lee's first two seasons.

Lee's success at St. Louis also included a 55-game win streak that spanned more than six seasons (1985-90) and a 15-1-1 record against out-of-state teams. The two-time National Coach of the Year is the most prolific coach in the history of Hawai'i prep football.

Lee will also continue to oversee the linebackers at UH, a position for which he garnered All-America honors while playing at Willamette University. He started his coaching career as an assistant at Willamette, after graduating with a degree in physical education in 1970.

Named head coach for St. Louis in 1972, he left the Crusader program to assist his brother, Ron, at Kaiser High School for three years. The Lee-brothers combination led the Cougars to the Prep Bowl title in 1979.

Lee coached the linebackers for a combined nine years at St. Louis, Willamette and Kaiser prior to returning to St. Louis, where he led the program to national prominence as head coach. At the Kaimuki school, Lee also served as athletics director for several years.

His success as a coach trickled down to his players, resulting in more than 100 Division I scholarship athletes as well as a handful of players who played in the NFL, most notably Chicago Bears center Olin Kreutz, Detroit Lions center Dominic Raiola, and former Pittsburgh Steelers running back Chris Fuamatu-Ma'afala.

In addition, the NCAA's all-time leading passer, Timmy Chang, enjoyed an All-American career at St. Louis before starring for the Warriors.

Lee's decision to head the entire athletics department at St. Louis in 2002 brought an end to his coaching tenure. However, in one year's time, he accepted the job as head coach of Hawai'i's arena football team, the Hawaiian Islanders, where he secured a playoff berth and posted a 9-4 record in his first season.

Lee and his wife, Valerie, have one son, Jon.

LEE'S FILE

PERSONAL


Years at UH: 8th season
Hometown: Honolulu, O'ahu
Alma Mater: Willamette (1970)

PLAYING EXPERIENCE

- ▶ 1966-70, Willamette

COACHING EXPERIENCE

- ▶ 2010-, Hawai'i Assistant (Defensive Ends)
- ▶ 2008-09, Hawai'i Assistant (Defensive Coordinator)
- ▶ 2003-07, Hawai'i Assistant (Linebackers)
- ▶ 2003-04, Hawaiian Islanders (Indoor) Head Coach
- ▶ 1982-2001, St. Louis School Head Coach
- ▶ 1981, St. Louis School Assistant (Linebackers)
- ▶ 1979-80, Kaiser High School Assistant (Linebackers)
- ▶ 1978, Willamette Assistant (Linebackers)
- ▶ 1977, St. Louis School Assistant (Linebackers)
- ▶ 1973-76, Kaiser High School Assistant (Linebackers)
- ▶ 1972, St. Louis School Head Coach
- ▶ 1970, Willamette Assistant (Offensive Line)



DAVE ARANDA

**Defensive Coordinator
3rd Season**

Dave Aranda begins the 2010 season as the new defensive coordinator, following two seasons as the defensive line coach. He will also coach the linebackers.

Last season, Aranda got a glimpse of the play-calling in various game throughout the season. He successfully put together the game plan in UH's 24-17 victory over Navy, in which the Warriors held the Midshipmen's vaunted rushing attack to 248 yards and scoreless in the second half.

In just two seasons with the Warriors, Aranda made his mark as the team's defensive line coach. In 2008, Aranda coached a unit that included David Veikune, Joshua Leonard, and all-WAC second team pick Keala Watson. Veikune was taken in the second round of the 2009 NFL Draft by the Cleveland Browns with the 52nd overall pick, while Leonard signed as a free agent with the Houston Texans.

Prior to UH, Aranda coached at Delta State University in 2007, where he served as co-defensive coordinator and secondary coach in 2007. Following the season, he signed on to become Southern Utah's defensive coordinator for new head coach Ed Lamb and was on the job for one month before McMackin called and asked Aranda to join the UH staff.

In one year at Delta State, Aranda helped the school win the Gulf South Conference and lead the NCAA Division II in pass efficiency defense, was second in total and scoring defense, and third in run defense.

Prior to DSU, Aranda spent two years as the defensive coordinator and linebackers coach at his alma mater, California Lutheran, where the Kingsmen led the conference in scoring defense and total defense. It was his second go-around with CLU after serving as an assistant from 1996-99, while finishing his degree.

From 2002-03, Aranda was the linebackers coach at the University of Houston where he was on staff for the 2003 Sheraton Hawai'i Bowl in the Cougars' triple-overtime loss to UH.

Prior to that, he was a graduate assistant at Texas Tech and was mentored by then-defensive coordinator McMackin. The Red Raiders competed in three bowls during his tenure (2000 GalleryFurniture.com Bowl, 2001 Alamo Bowl and 2002 Tangerine Bowl). At TTU, Aranda coached Aaron Hunt, who finished as the Big 12's all-time sack leader.

After he graduated from Redlands High School in 1994, numerous surgeries followed and ended his playing career. In 1995, he started his coaching resume at Redlands as an assistant coach. Aranda graduated from Cal Lutheran in 1999 with a bachelor's degree in philosophy. In 2002, he earned his master's degree in interdisciplinary studies at Texas Tech.

Aranda and his wife, Dione, have two daughters, Jaelyn and Jordyn, and an infant son, Ronin.

ARANDA'S FILE

PERSONAL

Years at UH: 3rd season
Hometown: Redlands, Calif.
Alma Mater: California Lutheran (1999)

COACHING EXPERIENCE

- ▶ 2010-, Hawai'i Assistant (Defensive Coordinator)
- ▶ 2008-09, Hawai'i Assistant (Defensive Line)
- ▶ 2007, Delta State Assistant (Co-Defensive Coordinator/Secondary)
- ▶ 2005-06, California Lutheran Assistant (Defensive Coordinator/Linebackers)
- ▶ 2002-03, Houston Assistant (Linebackers)
- ▶ 2000-01, Texas Tech Graduate Assistant
- ▶ 1996-99, California Lutheran Student Assistant
- ▶ 1995, Redlands High School (Calif.) Assistant



NICK ROLOVICH

**Offensive Coordinator
3rd Season**

Former record-setting Warrior quarterback Nick Rolovich will assume the role of offensive coordinator this season. Rolovich spent the past two seasons as the quarterbacks coach and will continue in that capacity.

The past two seasons, Rolovich tutored first-year quarterbacks Greg Alexander (2008) and Bryant Moniz (2009) and groomed them into proficient Division I starters. Alexander regained the starting spot for the final six games of the season and during that stretch, finished the season with a 142.6 quarterback rating, 63-percent completion percentage, and 14-to-5 touchdown to interception ratio.

Last season, Moniz took over the reins after Alexander's season-ending injury in game four against Louisiana Tech. The Wahiaua, O'ahu native threw for nearly 2,400 yards and 14 touchdowns with a quarterback rating of 128.4.

Rolovich, a two-year letterwinner from 2000-01, most recently was the quarterbacks coach at City College of San Francisco,

where he helped guide the Rams to a JC. Gridwire National Championship in 2007. He also coached all-conference quarterbacks Zack Lee and Jeremiah Masoli, who went on to earn Division I scholarships at Nebraska and Oregon, respectively. As a player, Rolovich attended CCSF prior to UH and was a two-time All-American. He directed the school to a national championship in 1999.

Rolovich started for much of the 2001 season, replacing an injured Timmy Chang and leading the team to an 8-1 record as a starter. During those nine games, "Rolo" threw for 3,361 yards and 34 touchdowns. In the season-finale against fourth-ranked Brigham Young, Rolovich threw for a then-school record 543 yards and current record eight touchdowns against the Cougars.

Rolovich ranked 10th nationally in passing efficiency with a 150.5 rating and broke 19 school passing and eight total offense records. He participated in the 2002 Hula Bowl and was named the game's Most Valuable Player.

Following his UH career, Rolovich participated in the Dallas Cowboys mini-camp before signing with the Denver Broncos. He was released after the team's final preseason game in 2002. The next year, he was allocated to the Rhein Fire of NFL Europe, where he threw for 907 yards and led the Fire to World Bowl XI.

Rolovich returned to Denver in 2003 and was cut following training camp. From there he began a five-year career in the Arena Football League, beginning with the San Jose SaberCats. Serving as veteran Mark Grieb's backup, Rolovich was a member of the Arena Bowl championship team.

Rolovich then spent time with the Chicago Rush, Arizona Rattlers and Las Vegas Gladiators. While with the Gladiators, he threw for 1,248 yards and 23 touchdowns and had a passer rating of 104.8 in 2007, before retiring and accepting a spot on the UH coaching staff.

The Novato, Calif., native served as an assistant coach for San Marin High School in 2002 and was a student assistant at UH from 2003-04. He has a bachelor of arts degree in economics from UH and a master's in human performance and sport from New Mexico Highlands.

Rolovich and his fiancée, Analea Donovan, have a son, Daniel, and infant daughter, Alana.

ROLOVICH'S FILE

PERSONAL

Years at UH: 3rd season
Hometown: Novato, Calif.
Alma Mater: Hawai'i (2005)

PLAYING EXPERIENCE

- ▶ 2007, Las Vegas Gladiators (AFL)
- ▶ 2006, Chicago Rush, (AFL)
- ▶ 2006, Arizona Rattlers, (AFL)
- ▶ 2004-05, San Jose SaberCats, (AFL)
- ▶ 2002-03, Rhein Fire (NFL Europe)
- ▶ 2000-01, Hawai'i
- ▶ 1998-99, City College of San Francisco

COACHING EXPERIENCE

- ▶ 2010-, Hawai'i Assistant (Offensive Coordinator)
- ▶ 2008-09, Hawai'i Assistant (Quarterbacks)
- ▶ 2006-07, City College of San Francisco Assistant (Quarterbacks)
- ▶ 2003-04, Hawai'i Student Assistant
- ▶ 2002, San Marin High School (Calif.) Assistant



DARREL "MOUSE" DAVIS

Assistant Coach ▶ Receivers
4th Season

Making his return to the sidelines as a member of the Warrior coaching staff is Darrel "Mouse" Davis, best known as the "Father of the Run-and-Shoot Offense." Davis will coach the receivers.

From 2004-06, Davis was a member of former coach June Jones' staff as running backs and special teams coach. In 2006, the Warriors averaged 559.2 yards of total offense, 46.9 points per game and finished 11-3 record. UH also led the nation in passing offense (441.3), total offense, scoring offense and pass efficiency (185.95).

He left Hawai'i to join Jerry Glanville's staff at Portland State in 2007 and retired after two seasons.

A guru of the four-receiver offense he made popular in the United States Football League (USFL), Davis espoused the theories of a small Middletown (Ohio) High School coach Glenn "Tiger" Ellison, who wrote the book Run-and-Shoot Football: Offense of the Future.

Ellison was a mentor during Davis' tenure at Hillsboro High in Oregon. Davis avidly read Ellison's manual, eventually modifying and polishing it into the "Run-and-Shoot" that has terrorized defenses, amassed yardage and scoring records and turned quarterbacks into supermen at every level of football.

The Run-and-Shoot's birth traces back to 1975, Davis' first year as head coach for Portland State University. It was here that a creative mind and booming voice was parlayed into national notice.

While offensive coordinator (1974) and head coach (1975-80) at Portland State, Davis' teams led the nation in passing and total offense for six consecutive years, averaging over 5,000 yards of total offense per season and 35 points per game. PSU also led the nation in scoring in three of those years. In 1975, his quarterback, Jones, threw for a Division II record 3,518 yards. Davis' next quarterback, Neil Lomax, set NCAA records of 13,220 yards and 106 touchdowns in 42 games before going on to a successful NFL career.

Under Davis' direction, Portland State set 20 NCAA Division I-AA offensive records in addition to the Vikings being named the NCAA's all-time point producers in 1980, scoring 541 points in 11 games for 49.2 points per game, along with 434.9 yards passing and 504.3 yards of total offense per game. Davis compiled a career record of 42 wins and 24 losses at PSU. His year-by-year record at Portland State was: 8-3 ('75), 8-3 ('76), 7-4 ('77), 5-6 ('78), 6-5 ('79), and 8-3 in 1980.

The Northwest native was head coach for the San Diego Riptide of the arenafootball2 league in 2003. They were locked in a tie for second in the West Division with the Hawaiian Islanders. He was head coach for the Detroit Fury of aFL2 from 2001-02.

Davis, who graduated with a B.S. in elementary education from Western Oregon University, was a three-sport letterman in football, basketball, and baseball, and earned All-America recognition at quarterback and running back.

Davis was an inaugural member of the Portland State Athletics Hall of Fame when he was inducted in 1997.

DAVIS' FILE

PERSONAL

Years at UH: 4th season
Hometown: Independence, Ore.
Alma Mater: Western Oregon (1955)

PLAYING EXPERIENCE

▶ 1951-55, Western Oregon

COACHING EXPERIENCE

- ▶ 2010-, Hawai'i Assistant, (Receivers)
- ▶ 2007-08, Portland State Assistant (Offensive Coordinator)
- ▶ 2005-06, Hawai'i Assistant, (Special Teams/Running Backs)
- ▶ 2004, Hawai'i Assistant (Special Teams)
- ▶ 2003, San Diego Riptide Head Coach
- ▶ 2001-02, Detroit Fury Head Coach
- ▶ 1994-95, Atlanta Falcons Assistant (Quarterbacks)
- ▶ 1991-92, New York/New Jersey Knights Head Coach
- ▶ 1988-90, Detroit Lions Assistant (Offensive Coordinator)
- ▶ 1986-88, Arena League Director of Football Operations
- ▶ 1985, Denver Gold Head Coach
- ▶ 1984, Houston Gamblers Assistant (Offensive Coordinator)
- ▶ 1982-83, Toronto Argonauts Head Coach
- ▶ 1975-80, Portland State Head Coach



GORDY SHAW

Assistant Coach ▶ Offensive Line
2nd Season

Veteran offensive line coach Gordon "Gordy" Shaw enters his second season on the Warrior coaching staff.

In his first season coaching the offensive line in 2009, he tutored three players who earned free agent contracts with NFL teams – John Estes, Ray Hisatake, and Aaron Kia. Estes, one of six finalists for the Rimington Trophy as the nation's top center, was also a first-team all-WAC selection for the third consecutive year. Kia was a second-team all-WAC pick.

Prior to UH, Shaw served as the offensive coordinator at South Dakota in 2008, when the Coyotes ranked fourth nationally in scoring offense (37.5 ppg), sixth in total offense (461.8 ypg) and seventh in rushing offense (240 ypg). In addition, Coyote quarterback Noah Shepard was 14th nationally in passing efficiency (147.22) and tied for 18th nationally with 13 rushing touchdowns.

Prior to South Dakota, Shaw spent 14 seasons at Minnesota where he coached both the offensive and defensive lines. Some of his pupils included Ben Hamilton, Greg Eslinger, Mark Setterstrom and Matt Spaeth, all of whom went on to play professionally in the NFL. Eslinger was a two-time All-American and all-Big Ten performer who won the Rimington Trophy and the Outland Trophy (nation's best interior lineman) in 2005.

Eslinger and Setterstrom helped pave the way for tailbacks Marion Barber III and Laurence Maroney to each rush for 1,000 yards in consecutive seasons (2003-04), the first time the feat was accomplished in NCAA history. Shaw's unit also limited the opposition to nine sacks, the school's lowest total since 1970. In 2003, the Gophers set the Big Ten record for total offense (6,430) and finished with the fourth-highest rushing total (3,759) and sixth-highest point total (503) in Big Ten history.

From 1997-2000, Shaw coached the Gopher defense which included future pros Karon Riley and John Schlecht. In 1999, he was named Nike Assistant Coach of the Year. Shaw began his tenure at Minnesota in 1993. During his 14 years at the school, he led Minnesota to seven bowl berths in eight years and five straight bowl bids starting in 2002. During that span, the team won 38 games, the most during a five-year span since 1903-07. In total, Shaw has coached in nine bowl games in his career.

Prior to Minnesota, Shaw coached at Wyoming, where he served as the offensive line coach from 1990-92. In 1990, the Cowboys compiled a 9-4 overall record and played in the Copper Bowl. In 1989, Shaw was the defensive coordinator at Idaho, helping the Vandals to a 9-2 record and conference championship.

Shaw's coaching career began in 1977 as a graduate assistant at his alma mater, Cal Poly-San Luis Obispo. After two seasons at Cal Poly, Shaw became the defensive line coach at Cal State Northridge in 1979, before returning to Cal Poly as the defensive line coach from 1980-81 during which the Mustangs won the NCAA Division II title in 1980. From there, Shaw coached at Northern Arizona, where he spent three years coaching the defensive line. From 1985-88, Shaw coached at Northern Colorado where he was the offensive coordinator/offensive line coach.

Shaw earned his bachelor's degree from Cal Poly in 1978 and his master's from Northern Arizona in 1984.

Shaw and his wife, Debra, have three daughters, Whitney, Jenna and Aubrey.

SHAW'S FILE

PERSONAL

Years at UH: 2nd season
Hometown: Port Huron, Mich.
Alma Mater: Cal Poly (1978)

PLAYING EXPERIENCE

▶ 1973-76, Cal Poly

COACHING EXPERIENCE

- ▶ 2009-, Hawai'i Assistant (Offensive Line)
- ▶ 2008, South Dakota Assistant (Offensive Coordinator)
- ▶ 2001-06, Minnesota Assistant (Offensive Line)
- ▶ 1997-2000, Minnesota Assistant (Defensive Line)
- ▶ 1993-96, Minnesota Assistant (Offensive Line)
- ▶ 1990-92, Wyoming Assistant (Offensive Line)
- ▶ 1989, Idaho Assistant (Defensive Coordinator)
- ▶ 1985-88, Northern Colorado Assistant (Offensive Coordinator/Offensive Line)
- ▶ 1982-84, Northern Arizona Assistant (Defensive Line)
- ▶ 1980-81, Cal Poly Assistant (Defensive Line)
- ▶ 1979, Cal State Northridge Assistant (Defensive Line)
- ▶ 1977-78, Cal Poly Graduate Assistant (Offensive Line)



BRIAN SMITH

Assistant Coach ▶ Running Backs
3rd Season

As a former Warrior center in the run-and-shoot offense, Brian Smith knows the intricacies of each position on that unit. After coaching the offensive line in 2008, Smith enters his second season as running backs coach in 2010.

Last season, Smith inherited a group that included Leon Wright-Jackson and converted quarterback Inoke Funaki. Also thrown into the mix were junior college transfers Alex Green and Chizzy Dimude. The group finished the season totaling more than 1,300 yards on the ground (100.5 yards per game) and 12 touchdowns.

This season, Green and Dimude headline a group that should provide even more firepower to the Warriors' run-and-shoot offense. Among the other notables are John Lister and Joey Iosefa.

Unlike other traditional offenses, the main responsibility of the running back in the run-and-shoot is blocking and Smith's experience coaching the offensive line should vastly improve that area this season.

As offensive line coach last season, Smith tutored center John Estes, a first-team all-WAC selection. Estes was also named to the watch list of the Rimington Award (nation's best center) and Outland Trophy (best interior lineman) and Lombardi Award (best lineman or linebacker).

Smith lettered at UH from 1998-2001 during the program's transition to the run-and-shoot offense. In addition to playing center, Smith started at long snapper during his four-year career. Smith was a member of the 1999 squad which captured a share of the Western Athletic Conference title and won the Jeep O'ahu Bowl. He started most of the team's games during his junior and senior seasons. In 2001, he was the starting center for quarterback Nick Rolovich, who also is a member of the coaching staff.

After finishing his playing career at UH, Smith signed free-agent contracts with the Baltimore Ravens in 2002 and Green Bay Packers in 2003.

Prior to joining McMackin's staff, Smith served as offensive line coach at Portland State under former UH assistants Jerry Glanville and Mouse Davis, where the Vikings also ran the run-and-shoot offense in 2007. In their first season running the complex offense, the Vikings averaged 30.7 points and 360 yards per game.

In 2006, Smith was a graduate assistant at Oregon State, working under former UH offensive line coach Mike Cavanaugh. Prior to that, he was an assistant coach at California Lutheran, where he coached the running backs and receivers in 2005.

Smith began his coaching career in 2003 as an assistant at Royal High School in Simi Valley, Calif., coaching the offensive line. He was also an assistant wrestling coach at Agoura High School in California before returning to UH to finish his degree, while also serving as a student assistant in 2004.

Smith earned his bachelor's degree in interdisciplinary studies in 2005 from UH.

SMITH'S FILE

PERSONAL

Years at UH: 3rd season
Hometown: Thousand Oaks, Calif.
Alma Mater: Hawai'i (2005)

PLAYING EXPERIENCE

▶ 1998-2001, Hawai'i

COACHING EXPERIENCE

- ▶ 2009-, Hawai'i
Assistant (Running Backs)
- ▶ 2008, Hawai'i
Assistant (Offensive Line)
- ▶ 2007, Portland State
Assistant (Offensive Line)
- ▶ 2006, Oregon State
Graduate Assistant
- ▶ 2005, California Lutheran
Assistant (Running Backs/Receivers)
- ▶ 2004, Hawai'i
Student Assistant
- ▶ 2003, Royal High School (Calif.)
Assistant (Offensive Line)



CHRIS TORMEY

Asst. Coach ▶ Special Teams/Sec.
2nd Season

Former Idaho and Nevada head coach Chris Tormey begins his second season on the Warrior coaching staff. Tormey, who has more than 28 years of collegiate coaching experience, will coach the special teams unit as well as assist with the safeties.

In his first season with the Warriors in 2009, safety Mana Silva led the Western Athletic Conference with six interceptions, while Spencer Smith and Richard Torres had one a piece. The safeties accounted for eight of the team's 12 picks. In addition, UH ranked second nationally in punt return defense.

Tormey, who has nine years of head coaching experience at current WAC schools Idaho and Nevada, was most recently the linebackers coach and recruiting coordinator for Washington, a position he held from 2004-08.

Prior to that, he coached at Nevada from 2000-03, where he guided the Wolf Pack into the WAC. In four seasons as head coach, he compiled a 16-31 record. Each year, his teams improved its win total, culminating in a 6-6 mark during his final season. That year, Tormey led the Wolf Pack to a 28-17 victory over Washington in Seattle.

From 1995-99, Tormey was the head coach at Idaho, coaching the Division I-AA Vandals to four winning seasons in five years. He compiled a 33-23 record and led Idaho to its first bowl appearance, a Humanitarian Bowl victory over Southern Mississippi in 1998. That year, he was named the Big West Conference's Coach of the Year and led the Vandals to a 9-3 record which included an overtime win over rival Boise State.

In his final season at Idaho, Tormey led the Vandals to a 28-17 victory over the Pac-10's Washington State Cougars, the program's first win over their neighbors since 1965.

Tormey spent 11 seasons as an assistant coach at Washington from 1984-94, where he coached the tight ends, outside linebackers and the secondary, and also served as defensive coordinator during the 1993-94 seasons. During his tenure as an assistant, the Huskies appeared in 10 bowl games and shared the 1991 national championship with Miami (Fla.).

A native of Omaha, Neb., Tormey grew up in Spokane where he attended Gonzaga Prep. He was later an all-Big Sky Conference linebacker at Idaho from 1976-77 during his three seasons. As a senior, he served as team captain before earning a degree in education in 1978.

It was at Idaho where Tormey played for McMackin, a relatively new collegiate coach who spent two seasons at the Palouse. McMackin coached the linebackers and served as defensive coordinator during Tormey's playing career.

Following graduation, Tormey signed a free-agent contract with the Washington Redskins.

Tormey began his college coaching career in 1980 as a graduate assistant at Washington for two years, and then took the defensive line coaching position at Idaho in 1982 for two years under head coach Dennis Erickson.

This summer, Tormey, a veteran camp instructor, hosted the inaugural Koa Kid Football Camp on the UH campus.

Tormey and his wife, Kellie, have two daughters, Leah and Emily.

TORMEY'S FILE

PERSONAL

Years at UH: 2nd season
Hometown: Spokane, Wash.
Alma Mater: Idaho (1978)

PLAYING EXPERIENCE

▶ 1975-77, Idaho

COACHING EXPERIENCE

- ▶ 2009-, Hawai'i
Assistant Coach (Special Teams/Secondary)
- ▶ 2004-08, Washington
Assistant Coach (Linebackers/Recruiting Coordinator)
- ▶ 2000-03, Nevada
Head Coach (Overall Record: 16-31)
- ▶ 1995-99, Idaho
Head Coach (Overall Record: 33-23)
- ▶ 1993-94, Washington
Assistant Coach (Defensive Coordinator)
- ▶ 1984-92, Washington
Assistant Coach (Tight Ends, Outside Linebackers, Secondary)
- ▶ 1982-83, Idaho
Assistant Coach (Defensive Line)
- ▶ 1980-81, Washington
Graduate Assistant
- ▶ 1978-79, Gonzaga Prep
Assistant Coach



TONY TUIOTI

Assistant Coach ▶ Defensive Tackles
3rd Season

After spending the past two seasons as the team's Director of Player Personnel, Tony Tuioti begins his first season as defensive tackles coach.

A former UH defensive tackle himself, Tuioti spent his first two seasons on staff, assisting with the recruiting program and monitoring the academic achievements of the student-athletes. But this season, he'll be able to pass down the lessons he learned which enabled him to earn honorable mention all-Western Athletic Conference honors as a junior at UH.

Tuioti inherits a group which returns at least six players with extensive playing experience including tackles Vaughn Meatoga, Haku Correa, and Geordon Hanohano. According to McMackin, Meatoga was the team's best tackle last season and will look to shoulder most of the load this season.

Tuioti was a four-year letterman for the Warriors from 1996-99. During his senior year, he was a member of the NCAA's all-time turnaround team after UH finished with a 9-4 record and were co-WAC champions and winners of the Jeep O'ahu Bowl over Oregon State. Following that season, he was one of four Warriors selected to participate in the annual Hula Bowl.

After receiving his bachelor's degree in sociology from UH, Tuioti served as the team's graduate assistant coach in 2000 and '01 and later earned his master's in educational administration in 2002. Tuioti also received a second master's degree in special education from UNLV in 2007.

Prior to UH, Tuioti served as defensive coordinator at Silverado High School in Las Vegas, Nev., where he helped the team to the Southeast Division championship with a 10-1 record. He coached the division's defensive player of the year, four all-region selections and three-all-state defensive players in 2007, his only season at Silverado. One of his players was Mike Wadsworth, who is currently serving on a mission for the next two seasons, and played mainly on special teams as a true freshman in 2009.

Prior to moving to Las Vegas, Tuioti was the head coach at Kalaheo High School on O'ahu from 2003-05. He led the Mustangs to the OIA playoffs for the first time in 10 years and was the youngest varsity head coach in the state.

Tuioti is a 1995 graduate of Foothill High School in Tustin, Calif. He and his wife, former UH volleyball player Keala Nihipali, have six children; Teisa, Teivis, Teilor, Teitum, Teimana, and Teiyana. Nihipali lettered for Dave Shoji's Rainbow Wahine program in 1997.

TUIOTI'S FILE

PERSONAL

Years at UH: 3rd season

Hometown: Tustin, Calif.

Alma Mater: Hawai'i (2000)

PLAYING EXPERIENCE

▶ 1996-99, Hawai'i

COACHING EXPERIENCE

- ▶ 2010-, Hawai'i
Assistant (Defensive Tackles)
- ▶ 2008-09, Hawai'i
Director of Player Personnel
- ▶ 2007, Silverado HS
Defensive Coordinator
- ▶ 2003-05, Kalaheo HS
Head Coach



GEORGE LUMPKIN

Director of Player Personnel
34th Season

Longtime University of Hawai'i assistant head coach George Lumpkin has been a fixture on the UH-Manoa campus and this year will assume a new role - director of player personnel. Lumpkin, who enters his 34th year on the coaching staff, ranks among the department's longest-tenured employees—along with women's volleyball head coach Dave Shoji.

Overall, Lumpkin has been affiliated with the UH football program for 37 years, including two as a player and two as a graduate assistant. Prior to current head coach Greg McMackin, Lumpkin worked under former head coaches June Jones, Bob Wagner, Dick Tomey, Larry Price and Dave Holmes since 1974.

Lumpkin was the associate head coach under Jones for nine seasons, while also serving as defensive coordinator and linebackers coach during various years.

Lumpkin has been a part of almost every memorable event in modern UH football history: the school's first year of Division I status in 1974, its first game at Aloha Stadium in 1975; its entry into the Western Athletic Conference in 1979; its first postseason bowl appearance in the 1989 Aloha Bowl; its first conference championship and subsequent Holiday Bowl win in 1992; its record-breaking turnaround season of 1999; and its undefeated regular season of 2007 and trip to the Allstate Sugar Bowl.

Lumpkin was on the coaching staff of all nine modern-day bowl appearances and three WAC championship teams. After becoming a full-time assistant in 1974, his teams have won 219 games.

Lumpkin has coached or recruited his share of players who went on to NFL glory, including Jeris White, Jesse Sapolu, Rich Miano, current San Francisco 49er Jeff Ulbrich and 2003 NFL second-round draft pick Pisa Tinoisamoa, currently of the Chicago Bears.

Lumpkin first came to Hawai'i in 1970 after transferring from Los Angeles Harbor Junior College where he was a standout running back and defensive back. He played two seasons at defensive back for UH and made an immediate impact, setting school records for most interceptions in a season (6) and career (8).

Following his playing career, Lumpkin jumped right into coaching, serving as a graduate assistant under Holmes in 1972. For the next 23 years, he worked with four more head coaches at UH and became involved with every aspect of the defense, coaching the defensive line, linebackers and secondary. He served as defensive coordinator for one season and was the assistant head coach to Bob Wagner for four seasons.

After a three-year absence from UH in which he served as defensive coordinator and secondary coach at Kamehameha Schools, Lumpkin returned to his alma mater in 1999 with the arrival of Jones.

Lumpkin and his wife, Valorie, have three children: Monique, Shawn and Shalei.

LUMPKIN'S FILE

PERSONAL

Years at UH: 33rd season

Hometown: Los Angeles, Calif.

Alma Mater: Hawai'i (1972)

PLAYING EXPERIENCE

- ▶ 1970-71, Hawai'i
- ▶ 1968-69, L.A. Harbor JC

COACHING EXPERIENCE

- ▶ 2010-, Hawai'i
Director of Player Personnel
- ▶ 2009, Hawai'i
Assistant Head Coach (Defensive Tackles)
- ▶ 2008, Hawai'i
Assistant Head Coach (Defensive Asst.)
- ▶ 2002-07, Hawai'i
Associate Head Coach (Defensive Ends)
- ▶ 2005-06, Hawai'i
Associate Head Coach (Outside Linebackers)
- ▶ 2003-04, Hawai'i
Associate Head Coach (Defensive Coordinator)
- ▶ 1999-2002, Hawai'i
Associate Head Coach (Linebackers)
- ▶ 1997-98, Kamehameha Schools
(Defensive Coordinator/Secondary)
- ▶ 1992-95, Hawai'i
Assistant Head Coach
- ▶ 1974-91, Hawai'i
Assistant (Linebackers/Defensive Line/Defensive Backs)
- ▶ 1972, Hawai'i
Graduate Assistant



TOMMY HEFFERNAN

Strength Coach

Entering his 11th year as the strength and conditioning coordinator for UH Athletics is Tommy Heffernan. In 2010, Heffernan takes over all responsibilities with the football team.

A member of the UH football and baseball teams from 1988 to '91, Heffernan handles the overall operation of the strength and conditioning program and oversees the student-athletes of the 19 intercollegiate programs at UH.

Heffernan has been affiliated with the Warrior football program since 1988, with a four-year hiatus teaching at Kahuku High School. The former defensive back and slotback was a member of the 1989 team that appeared in the Jeep Aloha Bowl and was a student assistant in 1992 during the team's Western Athletic Conference-title run and Holiday Bowl appearance.

Upon receiving his bachelor's degree in Hawaiian history in 1991, Heffernan taught at Kahuku where he also coached football and baseball. He returned to UH in 1995, serving as an assistant strength and conditioning coordinator under Curtis Tsuruda. Four years later, Heffernan took over the head job.

He is a member of the International Sports Science Association, the National Strength and Conditioning Association, and the Collegiate Strength and Conditioning Coaches Association. He enjoys playing softball and listening to Hawaiian music.

Heffernan and his wife, Kealoha, have two children, Hilina'i and Ho'omana, and reside in Kane'ohe, O'ahu.

HEFFERNAN'S FILE	
PERSONAL	
Years at UH: 11th	
Hometown: Hau'ula, O'ahu	
Alma Mater: Hawai'i (1991)	
PLAYING EXPERIENCE	
▶ 1988-91, Hawai'i	
WORK EXPERIENCE	
▶ 1999-, Hawai'i	Head Strength & Conditioning Coordinator
▶ 1995-99, Hawai'i	Assistant Strength & Conditioning Coordinator
▶ 1992-95, Kahuku High School	Assistant Football & Baseball Coach
▶ 1992, Hawai'i	Student Assistant



CHRIS WILLIAMS

Video Coordinator

Chris Williams begins his third season with the Warrior program and second year as the team's video coordinator. Williams was elevated to the full-time position in 2009 after serving as an assistant video coordinator during head coach Greg McMackin's inaugural season.

Williams is a former Warrior who suited up at linebacker for UH during the 2005 and '06 seasons. Prior to that, he played two seasons at Fresno City College in California.

A native of Honolulu, Williams graduated from McKinley High where he was a two-year letterwinner for the Tiger football team. He helped lead his team to a division title during his junior year and earned honorable-mention all-league honors during his senior season.

Williams graduated from UH in 2007 with a degree in sociology. He currently resides in Honolulu with his wife, the former Kaulana Gould who was a standout with the Rainbow Wahine softball team.



BIANCA TOKUMOTO

Football Operations

Bianca Tokumoto begins her 10th year with the Warrior football staff. Her duties are to assist head coach Greg McMackin with all aspects of the football operations.

Tokumoto's responsibilities include managing the football budget, organizing all aspects of recruiting contacts and visits, travel and academics. She also serves as the football liaison to the Athletics Department's administration and NFL organizations.

Tokumoto brings more than 16 years of experience in the travel business. Before arriving in the Warrior football office, Tokumoto worked for Panda Travel as supervisor of all UH Athletics Department travel for four years. Prior to that, she had three, three-year stints at Regal Travel (1995-97), Bel Air Travel (1992-95) and Pacific Hawaiian Tour and Travel (1990-92). She also worked for Char Tours and Travel for five years (1985-90).

Tokumoto is a graduate of Maryknoll High School in Honolulu, O'ahu. She has two sons, Brandon and Jonathan, and a granddaughter, Natalie.



RYAN BIESEMEYER

Graduate Assistant

Ryan Biesemeyer begins his second year at UH and first season as the team's graduate assistant. Biesemeyer spent 2008 as the program's video coordinator before leaving for Texas Lutheran University to become an assistant coach in 2009.

In 2008, Biesemeyer joined McMackin's inaugural staff after spending one year as a graduate assistant at Delta State University. At DSU, Biesemeyer worked with current UH defensive coordinator Dave Aranda on Ron Roberts' staff. In addition to serving as video coordinator, Biesemeyer worked with the defensive secondary. Prior to DSU, Biesemeyer spent two seasons as an assistant coach at California Lutheran University where he worked with the defensive backs and defensive line also with Aranda. In addition, he served as defensive quality control coach.

Biesemeyer is a 2005 magna cum laude graduate of the University of Oklahoma with a degree in astrophysics. The Claremore, Okla., native graduated from Claremore High School in 2001. He lettered in football as a freshman and was a member of the jazz band. He graduated as class valedictorian.



INOKE FUNAKI

Graduate Assistant

Former Warrior quarterback Inoke Funaki enters his first season as a graduate assistant. Funaki completed his eligibility in 2009 after earning his bachelor's degree in psychology in December 2008. He is currently pursuing his master's degree in public administration.

As a four-year letterman from 2006-09, the Kahuku High School graduate was a backup during his first two seasons before earning the starting nod in six games during the 2008 season. That year, he passed for 1,184 yards and seven touchdowns while completing 57.8 percent of his passes. He was also the team's third-leading rusher with 215 yards and one score. On Oct. 4, he led the Warriors to the school's first-ever road win over a ranked squad in a 32-29 overtime win at No. 21 Fresno State.

As a senior, Funaki switched to running back and was a key member of the special teams unit.

During his illustrious high school career at Kahuku, Funaki led the Red Raiders to consecutive Division I state championships in 2001 and '02. He was selected as the state Offensive Player of the Year and first team all-state as a senior after passing for 2,446 yards and 29 touchdowns, and rushing for 540 yards and eight scores.



KYLE KAMAU

Team Manager

Kyle Kamau begins his fourth year as team manager for the Warrior football program. He is currently a senior and majoring in business.

Kamau is a 2007 graduate of Grossmont High School in La Mesa, Calif. He lettered four times in golf, three in wrestling and twice in football, and earned all-league honors in all three sports.

Kamau is a third generation of football support as his father, Keoki, is a longtime trainer in the NFL with both the Washington Redskins and San Diego Chargers, and grandfather, George, was a longtime trainer with Farrington High School and the NFL's Pro Bowl.



JACQUELENE FALCH

Team Manager

Jacqueline Falch enters her third year as team manager for the Warrior football program. Falch is currently a senior majoring in studio art and plans to attend graduate school to earn teaching credentials to be an art teacher.

A 2007 graduate of Central Bucks High School East in Doylestown, Pa., Falch lettered in lacrosse and received a four-year varsity plaque for managing the football team. She was a member of the honor roll and the homecoming queen.

Falch received an award from a Pennsylvania Museum for donating art and has worked at a Pennsylvania camp for nine years as a counselor, art teacher, soccer instructor and swim instructor.

Falch is also active in lacrosse and plays for the Honolulu Club Team.



DYLAN LINKNER

Video Assistant

Former Warrior wide receiver Dylan Linkner begins his first season as an assistant with the team's video operations. He will assist video coordinator Chris Williams.

Linker lettered for UH from 2005-08 and played in 18 career games with four receptions for 44 yards. He was a member of the 2007 WAC championship team which finished with a 12-0 regular season record and earned a trip to the Allstate Sugar Bowl. During his four-year career, he was a member of three bowl teams and was an all-WAC academic selection in 2005.

A 2004 graduate of Kailua High School on O'ahu, Linkner earned two letters in football and track and field. He was honorable mention all-state as a senior.

The University of Hawai'i Athletics Department Extends A Mahalo To Its 2010-11 Corporate Partners

DIAMOND CORPORATE PARTNERS



PLATINUM CORPORATE PARTNERS



KOA

ESPN 1420
Waikiki Beach Marriott Resort & Spa

KAIMANA

Muscle Milk
Phiten USA
UH Federal Credit Union

KULA

Hawaii Advanced Imaging
Hawaii Army National Guard
InVision Imaging
Jiffy Lube
Kyo-ya Hotels & Resorts
NAPA, C.W. Carter, RedLine
Peterson Sign Company
Servco Pacific
Starwood Hotels & Resorts
State Farm Insurance

MAKANA

AllState Insurance
Big City Diner
The Cab
Finance Factors
First Insurance
Hawaii USA FCU
Hawaii Self Storage
Hickam Federal Credit Union
Humana
Island Air
Island Insurance
Monarch Insurance
Papa John's Pizza Hawaii
Sprint
UH Alumni Association

OHANA

A&E Rentals
Ala World Travel
Burger King
Island Movers
Kelly Eisenberg
KFC Hawaii
Ko'olau Golf Club
L.H. Gamble
Love's Bakery
McDonald's
Menehune Water Company
Olomana Golf Links
Pearl Country Club
Safety Systems
Shred-it Hawaii
Sodexo
Turtle Bay Resort
Watanabe Floral

▶▶ HAWAIIATHLETICS.COM ▶▶



PO'OKELA AHMAD

Linebacker

6-1 ▶ 205 ▶ Senior

Kapolei, O'ahu ▶ Kapolei High School

40

2009 (Junior): Appeared in all 13 games primarily on special teams...made four solo tackles...had one tackle

for a loss of two yards against Utah State (Nov. 7).

2008 (Sophomore): Appeared in 13 of 14 games, primarily on special teams...tallied seven solo tackles...posted two tackles at New Mexico State (Nov. 8).

2007 (Freshman): Appeared in one game against Northern Colorado (Sept. 1).

2006: Redshirted.

Prep: A 2006 graduate of Kapolei High School on O'ahu...earned four letters in basketball and three in football...coached in football by Darren Hernandez...selected to the all-star team his senior season...named the defensive MVP in the HUB Goodwill Senior Bowl.

Personal: Born in Honolulu, O'ahu...majoring in sociology...has three sisters...parents are Judith and Kaiana Ahmad of Kapolei, O'ahu.

CAREER HIGHS

Tackles: 2 at New Mexico State, 11/8/08

Tackles For Loss: 1.0 vs. Utah State, 11/7/09

Sacks: None

Interceptions: None

CAREER STATISTICS

DEFENSE	G	UA	A	TOTAL	TFL	SACKS	PD	FF	FR	INT
2007	1	0	0	0	0.0	0.0	0	0	0	0
2008	13	7	0	7	0.0	0.0	0	0	0	0
2009	13	4	1	5	1.0-2	0.0	0	0	0	0
TOTAL	27	11	1	12	1.0-2	0.0	0	0	0	0



Class of 2010

PO'OKELA AHMAD



KAMALANI ALO

Safety

6-2 ▶ 200 ▶ Freshman

Hau'ula, O'ahu ▶ Kahuku High School

31

2009: Redshirted.

Prep: A 2009 graduate of Kahuku High School on O'ahu...lettered four years in football and soccer and three in track and field...named one of the top 100 players in the Northwest...ranked 82nd nationally at his position...named to *The Honolulu Advertiser* Division I all-state first team and *Honolulu Star-Bulletin* all-state honorable mention...as a senior, member of the 2008 OIA championship football team...named the school's Most Outstanding Outside Linebacker in 2008 and Most Outstanding Cornerback in 2006...in track and field, participated in the 100m, 110-hurdles, 4x100 relay, shot put and discus...as a junior, soccer team captured the OIA White Division title...played in the HUB Goodwill Senior Bowl...named the Outstanding Defensive Player at the 2008 All-Poly camp...member of the honor roll...graduated cum laude.

Personal: Born in Honolulu, O'ahu...intends to major in sports medicine...has two brothers and two sisters...parents are Deirdra and Stanford Alo of Hau'ula, O'ahu.



DJ ARMBRUST

Slot Receiver

6-2 ▶ 190 ▶ Freshman

Charleston, SC ▶ Onate HS

80

Prep: A 2009 graduate of Onate High School in Las Cruces, N.M....member of the football and track team...prior to Onate played two years of varsity football at Woodside High School in Virginia.

Personal: Born in Charleston, S.C...major is undecided...has two brothers and one sister...sister, Lauren Hogan, played basketball at Virginia Commonwealth...cousin is former Louisville and Tampa Bay Buccaneer receiver JR Russell...parents are Dwight and Dernice Armbrust.



SHANE AUSTIN

Quarterback

6-0 ▶ 200 ▶ Junior

Camarillo, CA ▶ Rio Mesa HS

10

2009 (Sophomore): Appeared in four games at quarterback and made first career start at San Jose State (Nov. 21)... against the Spartans, threw for a career-high 299 yards and rushed for a touchdown in a 17-10 victory...passed for 545 yards and two touchdowns for the season.

2008 (Freshman): Member of the scout team...a UH scholar-athlete.

2007: Redshirted.

Prep: A 2007 graduate of Rio Mesa High School in Oxnard, Calif...earned 2.5 letters in football...earned all-league and all-county honors...helped lead Rio Mesa to a league championship in 2006...a scholar-athlete and member of the honor roll.

Personal: Born in Santa Monica, Calif...majoring in psychology...has three brothers...parents are Cathy and Dave Austin of Camarillo, Calif.

AUSTIN'S CAREER HIGHS

RUSHING

Attempts: 5 vs. San Jose State, 11/21/09
Yards: 0, several times
Long: 3 vs. San Jose State, 11/21/09
TDs: 1 vs. San Jose State, 11/21/09

PASSING

Completions: 28 vs. San Jose St., 11/21/09
Attempts: 46 vs. San Jose St., 11/21/09
Yards: 299 vs. San Jose St., 11/21/09
TDs: 1, 2x, last vs. New Mexico St., 11/14/09
Interceptions: 3 vs. Boise State, 10/24/09
Long: 30 vs. Boise State (J. Medeiros), 10/24/09

AUSTIN'S CAREER STATISTICS

PASSING	G	Att	Cmp	Int	Yds	TD	Lg	Pct	Avg/P	Avg/G	Effic
2009	4	93	58	3	545	2	30	62.4	5.9	136.2	112.2

RUSHING	G	Att	Yds	TD	Lg	Avg/C	Avg/G
2009	4	6	-29	1	3	-4.8	-7.2



**JOE
 AVERY**

Wide Receiver
6-5 ▶▶ 180 ▶▶ Junior
Carson, CA ▶▶ Banning HS

2009 (Sophomore): Appeared in eight games as a backup wide receiver, making one start at San Jose State (Nov. 21)... totaled six receptions for 64 yards on the season... had three catches for 41 yards at Idaho (Oct. 17).

2008 (Freshman): Appeared in three games vs. Weber State (Sept. 6), Louisiana Tech (Oct. 11) and Idaho (Nov. 22).

2007: Redshirted.

Prep: A 2007 graduate of Banning High School in Wilmington, Calif... earned three letters in track and two in football... coached on the gridiron by Chris Ferragamo... garnered second-team All-American status in football... won the gold medal in the high jump at the league championship.

Personal: Born in Independence, La... majoring in biology... has one sister and one brother... parents are Angela and Joseph Avery Jr. of Carson, Calif.

CAREER HIGHS

Receptions: 3 at Idaho, 10/17/09
Yards: 41 at Idaho, 10/17/09
Long: 16 at Idaho, 10/17/09
Touchdowns: None

CAREER STATISTICS

RECEIVING	GP	Rec	Yards	TD	Lg	R/G	Y/R	Y/G
2008	3	0	0	0	0	0.0	0.0	0.0
2009	8	6	64	0	16	0.8	10.7	8.0
TOTAL	11	6	64	0	16	0.5	10.7	5.8



**DUSTIN
 BLOUNT**

Slot Receiver
5-8 ▶▶ 160 ▶▶ Senior
San Bernardino, CA ▶▶ Compton CC



2009 (Junior): Appeared in four games as a backup slot receiver and as a kickoff returner on special teams... caught one reception for eight yards against Boise State (Oct. 24)... returned four kickoffs for a 20.0 average... season-high 29 yard return at Nevada (Oct. 31).

2008: Redshirted.

Prior To UH: Played two seasons for Compton Community College in California... named second-team *JC Gridwire* All-American... first-team all-Western State Conference Pacific Division and all-state... named co-conference Player of the Year... led the conference with 88 catches for 1,103 yards for an average of 14.9 yards per catch... added nine touchdowns in 10 games... ranked third in the state in receptions per game (7.4)... also a kick returner, who had seven returns for 162 yards and added four two-point conversions... averaged 131.8 all-purpose yards per game... broke Steve Smith's and Chad Johnson's national junior college record for single-game receptions (16) and yards (284) against Allan Hancock... had three TD receptions against Ventura.

Prep: A 2006 graduate of Arroyo Valley High School in San Bernardino, Calif... earned two varsity letters in football... played wide receiver, tailback and defensive back for Arroyo... also returned kicks... led his squad to the CIF playoffs in both his junior and senior seasons... earned all-CIF honors and named all-league on both offense and defense as a senior... recorded more than 1,300 all-purpose yards and 18 touchdowns in 2006... posted 45 catches for 917 yards and 14 touchdown receptions... also lettered twice in track... part of team that twice advanced to the state finals... qualified for the 100-meter state finals as a senior and clocked a time of 10.6 seconds.

Personal: Born in San Bernardino, Calif... nickname is "Da Bizzness"... majoring in sociology... has three brothers... parents are Shawn Barfield of Rancho Cucamonga, Calif., and the late Johnnie Blount.

CAREER HIGHS

RECEIVING

Receptions: 1 vs. Boise State, 10/24/09
Yards: 8 vs. Boise State, 10/24/09
Long: 8 vs. Boise State, 10/24/09
Touchdowns: None

KICKOFF RETURNS

Returns: 2 vs. Boise State, 10/24/09
Yards: 30 vs. Boise State, 10/24/09
Long: 21 at Idaho, 10/17/09
Touchdowns: None

CAREER STATISTICS

RUSHING	G	Att	Yds	TD	Lg	Avg/C	Avg/G
2009	6	11	67	0	17	6.1	11.2

RECEIVING	G	Rec	Yds	TD	Lg	Rec/G	Avg/C	Avg/G
2009	6	4	27	0	13	0.7	6.8	4.5



Class of 2010
DUSTIN BLOUNT



KAWIKA BORDEN

Safety
6-1 ▶ 200 ▶ Freshman
Pearl City, O'ahu ▶ Pearl City HS

Prep: A 2008 graduate of Pearl City High School on O'ahu...lettered two years in football and two years in basketball...named the offensive player of the year in football his junior and senior year...also named all-league honorable mention twice...also played two seasons of varsity basketball... team MVP and first-team all-division as a senior... a member of the Boy Scouts of America.

Personal: Born in Salt Lake City, Utah...major is undecided...has three sister and two brothers...parents are Russell and Deborah Borden of Pearl City, O'ahu.



AARON BROWN

Linebacker
6-1 ▶ 205 ▶ Junior
Puyallup, WA ▶ Saddleback CC

2009: Played in the first three games of the season as a backup linebacker and defensive back...made seven solo tackles...had one sack for a loss of 11 yards against Central Arkansas (Sept. 4)... earned a medical hardship.

Prior To UH: Attended Saddleback Community College in California for two years...ranked one of the best junior college players in the country...a two-time first-team all-Mission Conference selection...an honorable mention All-American... as a sophomore, had a team-high four interceptions and 59 tackles, including 15 for loss and six sacks...broke up six passes and forced two fumbles...had 65 tackles as a freshman, including seven for loss...also forced three fumbles, had three fumble recoveries, and an interception with a 60-yard return...member of the honor roll and Dean's List.

Prep: A 2007 graduate of Puyallup High School in Washington...lettered two years in both football and wrestling...named first-team all-league and all-area as a running back and safety...as a senior in wrestling, placed third at the state meet in the 189-pound weight division...played for the Tsunami's Rugby team which advanced to the national tournament, where they placed sixth...also selected to the Northwest all-star team and the U-20 National Team in rugby.

Personal: Born in Spokane, Wash...majoring in sociology...has one brother, Brynson, who plays for Eastern Washington...parents are Donna Mutch and Ernest King of Puyallup, Wash.

CAREER HIGHS

Tackles: 5 vs. Central Arkansas, 9/4/09
Tackles For Loss: 1.0, 2x, last at Washington State, 9/12/09
Sacks: 1.0, 2x, last at Washington State, 9/12/09
Interceptions: None

CAREER STATISTICS

DEFENSE	G	UA	A	TOTAL	TFL	SACKS	PD	FF	FR	INT
2009	3	7	3	10	1.0-11	1.0-11	0	0	0	0



RODNEY BRADLEY

Wide Receiver
6-0 ▶ 190 ▶ Senior
Corsicana, TX ▶ Navarro JC

2009 (Junior): Started first six games of the season at wide receiver...suffered season-ending leg injury at Idaho (Oct. 17)...had 31 receptions for 575 yards and five touchdowns...prior to his injury, ranked 13th nationally in receiving yards per game (103.4) and 41st in receptions per game (5.8)...scored the game-winning touchdown with 1:22 remaining against Central Arkansas (Sept. 4)...caught a team-long 73-yard touchdown pass from Greg Alexander at Washington State (Sept. 12), one of two against the Cougars...surpassed 100-plus receiving yards twice.

Prior To UH: Attended Navarro College in Corsicana, Texas, for two years...as a sophomore in 2008, caught 29 passes for 555 yards in a run-oriented offense... averaged 19.3 yards per catch...helped lead Navarro to a 10-1 record and a No. 5 national ranking...caught 22 passes for 354 yards and three touchdowns during freshman season as team achieved No. 4 national ranking...teammate of current Warrior defensive back Tank Hopkins.

Prep: A 2007 graduate of Lake Highlands High School in Dallas, Texas...earned three varsity letters in football...a first-team all-conference selection as a senior...also lettered in track.


Personal: Born in Dallas, Texas...majoring in American studies...has two brothers and two sisters...parents are Monica Bradley of Dallas and Rodney Butcher of Rockwall, Texas.

CAREER HIGHS

Receptions: 8 at UNLV, 9/19/09
Yards: 189 at UNLV, 9/19/09
Long: 73 at Washington State, 9/12/09
Touchdowns: 2 at Washington State, 9/12/09

CAREER STATISTICS

RECEIVING	GP	Rec	Yards	TD	Lg	R/G	Y/R	Y/G
2009	6	31	575	5	73	4.4	18.5	95.8



Class of 2010
◀ RODNEY BRADLEY



JERAMY BRYANT

Cornerback
 5-10 ▶ 180 ▶ Senior
 Carson, CA ▶ Los Angeles Harbor College



2009 (Junior): Appeared in 10 games, making nine starts at cornerback...tallied 28 solo tackles and three tackles for loss...career-high seven solo tackles at Louisiana Tech (Sept. 30)...had five pass break-ups, including two at San Jose State (Nov. 21)...had six tackles against Central Arkansas (Sept. 4) and Wisconsin (Dec. 5).

2008: Appeared in the first three games before being sidelined for the rest of the season...recorded two tackles and added an interception for an 11-yard return in home win versus Weber State (Sept. 6)...earned a medical hardship.

Prior To UH: Played two seasons at Los Angeles Harbor College in California... named to the first-team all-Western State Conference Mountain Division squad in 2007...ranked second in the conference and set a new school mark with 17 passes defended...led the team with 13 pass break-ups...intercepted four passes and had 54 tackles...tied for 10th in the conference in interceptions...named team's 2007 defensive back of the year...limited to five games as a freshman due to injury...recorded one interception and 21 tackles.

Prep: A 2005 graduate of Carson High School in California...earned three varsity letters in football...led his squad to two league titles and a city championship...a two-time first-team all-league pick at cornerback...named team's Defensive Player of the Year and Defensive Back of the Year as a senior...also named the West Coast Sports and Medicine Defensive Back of the Year...tallied eight interceptions, 141 tackles and 14 pass break-ups as a junior and senior...also lettered in track...was the 2003 league champion in the 300-meter hurdles and 4x400-meter relay team.

Personal: Born in Carson, Calif...nickname is "J.B."...majoring in sociology...has one younger brother and one younger sister...has a wife, Keshana...has two daughters, Keyana and Kennedy...parents are Tressa Benavente of Compton, Calif., and Deryn Bryant of Cerritos, Calif.

CAREER HIGHS

Tackles: 7 at Louisiana Tech, 9/30/09
Tackles For Loss: 1.0, 3x, last vs. Navy, 11/28/09
Sacks: None
Interceptions: 1 vs. Weber State, 9/6/08

CAREER STATISTICS

DEFENSE	G	UA	A	TOTAL	TFL	SACKS	PD	FF	FR	INT
2008	5	4	1	5	0.0	0.0	1	1	0	1
2009	11	28	17	45	3.0-6	0.0	5	0	1	0
TOTAL	16	32	18	50	3.0-6	0.0	6	1	1	1



HO'OIKAIKA CAVACO-AMOY

Defensive Line
 6-2 ▶ 235 ▶ Sophomore
 Waimanalo, O'ahu ▶ St. Louis School



2009 (Freshman): Member of the scout team.

Prep: A 2008 graduate of St. Louis School in Honolulu...earned three varsity letters in football...member of back-to-back league championship teams.

Personal: Born in Waimanalo, O'ahu...major is undecided...given first name is Abraham...has two younger brothers...parents are Jana Amoy of Honolulu and Thomas Cavaco of Waimanalo, O'ahu.



KAHA'I CHOY

Offensive Lineman
 5-10 ▶ 275 ▶ Sophomore
 Hale'iwa, O'ahu ▶ Kamehameha Schools-Kapalama



2009 (Freshman): Member of the scout team.

2008: Redshirted.

Prep: A 2008 graduate of Kamehameha Schools in Honolulu, O'ahu...a two-year starter on the offensive line...played guard as a junior and center as a senior...named second-team all-league and honorable-mention all-state in 2007...participated in the 2008 Max Emfinger All-American Bowl, earning team captain and offensive line MVP honors for the West squad.

Personal: Born in Hale'iwa, O'ahu...majoring in electrical engineering...has one younger brother and one younger sister...parents are Nalani and Shelton Choy of Hale'iwa, O'ahu...mother Nalani is a member of the popular island musical group "Na Leo."



Class of 2010
JERAMY BRYANT



STEVEN CHRISTIAN

Cornerback

6-0 ▶▶ 170 ▶▶ Sophomore

El Dorado Hills, CA ▶▶ John F. Kennedy HS

2009 (Freshman): Member of the scout team.

2008: Redshirted.

Prep: A 2008 graduate of John F. Kennedy High School in Sacramento, Calif... earned three varsity letters in football...a two-way player who lined up at quarterback, running back, defensive back and receiver...on defense, posted 91 tackles, seven pass break-ups, three sacks and one blocked kick...tallied 1,530 all-purpose yards, including 457 yards rushing and more than 450 in kickoff and punt returns... earned all-metro and all-league first-team honors...named team MVP while also serving as team co-captain...received school award for Best Student-Athlete...selected to play in the KCRA Holiday Bowl...played junior year at Christian Brothers High School, rushing for 350 yards and recording 30 tackles...a preseason all-area selection in 2007...ranked as the state's sixth best cornerback by Norcal Prep and Cal High sports...named to Norcal Prep's top 25 players in Northern California...ranked No. 65 among cornerbacks by Rivals.com...member of the Scout.com Western 100... selected to the 2006 Junior All-American Nike Combine Team...recipient of the all-metro athletic and academic award...named a 2007 all B2G camp second-team cornerback...a U.S. Marine Corps Distinguished Athlete and a participant in the 2007 U.S. Army Combine...was also a track standout, earning all-league honors in the 110-meter hurdles and the triple jump...member of the National Honor Society and a volunteer in the PACE tutoring program.

Personal: Born in Sacramento, Calif...majoring in psychology...has two younger sisters...parents are Shalanda and Steven Christian of El Dorado Hills, Calif.



HAKU CORREA

Defensive Line

6-1 ▶▶ 290 ▶▶ Sophomore

Honolulu, O'ahu ▶▶ Damien Memorial School

2009 (Freshman): Appeared in all 13 games as a reserve defensive lineman...tallied two solo tackles at Louisiana Tech (Sept. 30)...made one tackle for a loss at Washington State (Sept. 12)...named to the all-WAC academic team.

2008: Redshirted.

Prep: A 2008 graduate of Damien Memorial School in Honolulu, O'ahu...earned three varsity letters for the Monarchs...a three-time all-league pick...named first-team all-state by *The Honolulu Advertiser* and second-team by the *Honolulu Star-Bulletin*... rated one of the top defensive line prospects in the state of Hawai'i...rated 61st-best defensive tackle recruit in the nation by Rivals.com...also a member of the basketball and track and field teams...honorable mention all-league in basketball...a member of student government and an honor-roll student.

Personal: Born in Honolulu, O'ahu...majoring in sociology...has four brothers, three older and one younger...brother La'anui is a former Warrior defensive lineman...parents are Leilani and Weston Correa of Honolulu, O'ahu.

CAREER HIGHS

Tackles: 2 at Louisiana Tech, 9/30/09

Tackles For Loss: 1.0, 2x, last at Washington State, 9/12/09

Sacks: None

Interceptions: None

CAREER STATISTICS

DEFENSE	G	UA	A	TOTAL	TFL	SACKS	PD	FF	FR	INT
2009	13	2	2	4	2.0-4	0.0	0	0	0	0



JUSTIN CLAPP

Wide Receiver

6-2 ▶▶ 180 ▶▶ Freshman

Concord, CA ▶▶ De La Salle HS

2009: Redshirted.

Prep: A 2009 graduate of De La Salle High School in Concord, Calif...earned two varsity letters in football...played both wide receiver and defensive back...team went 25-2 during his two years...helped team to back-to-back league and sectional championships...part of undefeated (13-0) state championship team during his junior season...an honor roll student.

Personal: Born in Emporia, Kan...major is undecided...has one brother and two sisters...parents are Carl and Joyce Clapp of Honolulu, O'ahu.



GUS CUNNINGHAM

Safety

5-10 ▶▶ 190 ▶▶ Freshman

San Antonio, TX ▶▶ Cole HS

Prep: A 2009 graduate of Robert G. Cole High School in San Antonio, Texas...lettered two years in football as a running back...also letter three years in track, participating in the 200 meter and the 4x100 meter...named to the second team District 27-AA in 2008...averaged 9.2 yards per carry...graduate cum laude.

Personal: Born in Wuzburg, Germany...majoring in kinesiology...has two younger brothers...parents are Guster and Tiffney Cunningham of Wahiawa, Oahu.



GEORGE DAILY-LYLES

Linebacker

5-11 ▶▶ 240 ▶▶ Freshman

Long Beach, CA ▶▶ Long Beach Poly HS

2009: Redshirted.

Prep: A 2009 graduate of Long Beach Poly High School in Long Beach, Calif... earned four varsity letters in football...member of four straight league championship and back-to-back CIF Southern Section championship teams...anchored defensive unit on a team that advanced to the 2008 Division I state championship game... named the CIF Southern Section Pac-5 Division co-Defensive Player of the Year...



also named league MVP, team MVP and first-team all-state....tallied 159 tackles and 42 TFL...averaged 13.2 tackles per game...recorded 98 tackles and four interceptions as a junior...finished career as school's second all-time leading tackler...named Play It Smart National Student-Athlete of the Month by the National Football Foundation & College Hall of Fame for excellence on the field, in the classroom, and in the community....also lettered in track.

Personal: Born in Los Angeles, Calif...intends to major in nursing...parents are Alonzo Lyles of Compton, Calif., and Theresa Daily of Los Angeles, Calif.



CLINT DANIEL

Offensive Line
6-2 ▶▶ 320 ▶▶ Junior
Kane'ohe, O'ahu ▶▶ Pima CC

2009 (Sophomore): Played in one game against Wisconsin (Dec. 5) as a reserve lineman.

Prior To UH: Attended Pima Community College in Arizona for two seasons...starting offensive lineman in 2008...redshirted in 2007.

Prep: A 2006 graduate of Castle High School in Kane'ohe, O'ahu...as a senior, named first-team all-league and second-team all-state...helped lead team to division championship.

Personal: Born in Kailua, O'ahu...majoring in sociology...has four brothers...older brother Cory is a linebacker for the Warriors...parents are Vaughn and Leina Daniel of Kane'ohe, O'ahu.



seasons...helped lead team to the 2008 national championship after a perfect 12-0 record...team claimed California Community College Athletic Association championship and NorCal Conference title....a two-time all-conference cornerback...had 21 tackles, one interception and 10 pass break-ups as a sophomore en route to first-team honors...named second-team all-conference as a freshman...teammate of current UH?running back Alex Green.

Prep: A 2006 graduate of Roosevelt High School in Portland, Ore...played running back, wide receiver and defensive back in two years of varsity football...as a junior, caught 17 passes for 349 yards and eight touchdowns...also recorded four interceptions...tallied 959 yards rushing and seven interceptions as a senior...a two-time all-state selection at defensive back...earned first-team all-state honors as a running back during his senior year and second-team honors as wide receiver as a junior...earned all-state honorable mention in basketball...also lettered twice in track.

Personal: Born in Portland, Ore...majoring in speech...has four brothers and two sisters...mother is Erica May of Portland, Ore...raised by paternal grandmother, Vanessa Strong, of Portland, Ore.

CAREER HIGHS

Tackles: 7 at Washington State, 9/12/09
Tackles For Loss: 0.5 vs. San Jose State, 11/21/09
Sacks: None
Interceptions: 2 vs. San Jose State, 11/21/09

CAREER STATISTICS

DEFENSE	G	UA	A	TOTAL	TFL	SACKS	PD	FF	FR	INT
2009	13	34	7	41	0.5-3	0.0	11	0	0	3



CORY DANIEL

Linebacker
6-0 ▶▶ 240 ▶▶ Junior
Kane'ohe, O'ahu ▶▶ Pima CC

2009 (Sophomore): Member of the scout team.


Prior To UH: Attended Pima Community College in Arizona for two years...starting linebacker in 2008...redshirted in 2007.

Prep: A 2003 graduate of Castle High School in Kane'ohe, O'ahu...earned four varsity letters in football...named first-team all-state as a senior...helped lead Knights to state runner-up finish and first league title in 57 years...participated in the HUB Goodwill Football Classic

Personal: Born in Kailua, O'ahu...majoring in sociology...has four brothers...younger brother Clint is an offensive lineman for the Warriors...parents are Vaughn and Leina Daniel of Kane'ohe O'ahu.



Class of 2010
LAMETRIUS DAVIS



LAMETRIUS DAVIS

Cornerback
6-0 ▶▶ 190 ▶▶ Senior
Portland, OR ▶▶ Butte CC

2009 (Junior): Appeared in all 13 games, making 10 starts at cornerback...tallied 41 tackles (31 solo and 7 assisted)...career-high seven tackles at Washington State (Sept. 12)...had three interceptions, including two at San Jose State (Nov. 21)...tied for seventh in the WAC in interceptions...also recorded eight pass break-ups, three of which occurred against Utah State (Nov. 7)...ranked fourth in the WAC with 11 passes defended.

Prior To UH: Attended Butte Community College in Oroville, Calif., for two



CHIZZY DIMUDE

Running Back
5-9 ▶ 190 ▶ Senior
Hayward, CA ▶ Laney College

26

2009 (Junior): Appeared in six games at running back...rushed for 67 yards...made four receptions for 27 yards...rushed for a career-high 29 yards against Boise State (Oct. 24)...had a career-high 13 receiving yards against Fresno State (Oct. 10).

Prior To UH: Played one season at Laney College in California...led the team in rushing with 700 yards and 11 touchdowns...averaged 6.8 yards per carry...named first-team all-league...attended the College of San Mateo as a freshman in 2006.

Prep: A 2006 graduate of Mt. Eden High School in Hayward, Calif...lettered four years in football and one year in track...unanimous first-team all-league as a running back during his senior year...ran for 1,300 yards and 18 touchdowns and averaged 9.0 yards per carry.

Personal: Born in Lagos, Nigeria...majoring in communication...given name is Chizimuzo...has one brother and two sisters...parents are Chioma and Aloysius Dimude of Hayward, Calif.

CAREER HIGHS

RUSHING

Attempts: 4 vs. Boise State, 10/24/09
Yards: 29 vs. Boise State, 10/24/09
Long: 17 vs. Navy, 11/28/09
TDs: None

RECEIVING

Receptions: 2 vs. Boise State, 10/24/09
Yards: 13 vs. Fresno State, 10/10/09
Long: 13 vs. Fresno State, 10/10/09
TDs: None

CAREER STATISTICS

RUSHING	G	Att	Yds	TD	Lg	Avg/C	Avg/G
2009	6	11	67	0	17	6.1	11.2

RECEIVING	G	Rec	Yds	TD	Lg	Rec/G	Avg/C	Avg/G
2009	6	4	27	0	13	0.7	6.8	4.5



ALEX DUNNACHIE

Punter
6-3 ▶ 235 ▶ Sophomore
Heidelberg, Victoria, Australia ▶ Marcellin College

31

2009 (Freshman): Appeared in all 13 games as team's starting punter...made 42 punts for 1,647 yards and a 39.2 average...punted a career-high six times against Wisconsin (Dec. 5) with four punts of 50-yards or more including two over 60 (66 and 61) ...also had two punts inside the 20 yard line and was named WAC Player of the Week for his efforts...had a 57.3 punting average against New Mexico State (Nov. 14)... had 13 punts inside the 20 with only five touchbacks...helped UH rank second in the country in punt return defense, allowing only nine returns for 15 yards.

Prep: A 2008 graduate of Marcellin College in Bulleen, Victoria, Australia...participated in basketball, volleyball and Australian Rules Football...played nine years for the Banyule Bears Junior and Amateur Football Club...in 2008, named the Under-19 Best and Fairest Shooter, as well as Sharp Shooter, in the Victorian Amateur Football Association while scoring 58 goals for the Bears...runner-up for the award in 2006...a member of the Cape Paterson Surf Life-Saving Club...club champion in the Under-17 division.

Personal: Born in Euroa, Victoria, Australia...intends to major in kinesiology...has one younger brother and one older sister...parents are Gillian and Kenneth Dunnachie of Heidelberg, Victoria, Australia.

CAREER HIGHS

Punts: 6 vs. Wisconsin, 12/5/09
Average: 57.3 vs. New Mexico State, 11/14/09
Long: 66 vs. Wisconsin, 12/5/09
Inside 20: 2, 3x, last vs. Wisconsin, 12/5/09

CAREER STATISTICS

PUNTING	G	No.	Yards	Lg	Avg
2009	13	42	1647	66	39.2



Class of 2010
CHIZZY DIMUDE



SCOTT ENOS

Placekicker

5-9 » 180 » Senior

Granite Bay, CA » Sierra JC



2009 (Junior): Appeared in all 13 games as team's starting place kicker...converted all 34 extra point attempts...made 12 of 19 field goal attempts, including 10-of-13 inside 40-yards...season-long 47 yard field goal at UNLV (Sept. 19)...ranked sixth in the WAC in field goals per game (0.9)...had two field goals at both UNLV and Louisiana Tech (Sept. 30)...scored a career-high five extra points at Washington State (Sept. 12)...on kickoffs, had six touchbacks.

Prior To UH: Played two seasons at Sierra Junior College in Rocklin, Calif...as a freshman, converted on 13-of-18 FG and 48-of-55 PAT...named first-team all-conference kicker...named a preseason third-team All-American by JC Grid-Wire prior to sophomore season...converted on 42-of-54 PAT and 5-of-11 FG as a sophomore...member of the 2008 league championship team.

Prep: A 2007 graduate of Granite Bay High School in California...earned two varsity letters in football...member of the 2006 league championship team...twice named first-team all-area kicker by the Roseville Press-Tribune...also named first-team-all league kicker...as a senior, converted on 9-of-11 field goals and 37-of-38 PAT...21 touchbacks...also lettered in baseball.

Personal: Born in Roseville, Calif...nickname is "Scooter"...majoring in sociology...has one older sister...parents are Debbie and Gary Enos of Granite Bay, Calif.

CAREER HIGHS/STATISTICS

FGs Made: 2, 2x, last at Louisiana Tech, 9/30/09

FGs Attempted: 3 at UNLV, 9/19/09

Long: 47 at UNLV, 9/19/09

XP Made: 5 at Washington State, 9/12/09

XP Attempted: 5 at Washington State, 9/12/09

CAREER HIGHS/STATISTICS

KICKING	G	FG	FGA	Lg	Pct	20-29	30-39	40-49	50+	XP	XPA	Pct.
2009	13	12	19	47	63.2	1-1	4-5	5-7	2-6	34	34	1.000



KENNY ESTES

Safety

6-0 » 200 » Junior

Waimea, Kaua'i » Waimea HS



2008: Redshirted.

2007 (Freshman): Played in three games (vs. Fresno State, vs. Washington, vs. Georgia), mainly on special teams...made one tackle against Washington (Dec. 1).

Prep: A 2006 graduate of Waimea High School on Kaua'i...earned four letters each in soccer and track, while garnering three in football...league's Offensive Player of the Year and an all-state third team selection in football...set the league field-goal mark with a 50-yard boot...in soccer, named the all-state defensive player in 2004...set league track records in the 100-meter dash and 4x100-meter relay...selected to the Nissan Hall of Honor...was a member of the league soccer champions three times and track champions twice...graduated cum laude...a member of student government.

Personal: Born in Lemoore, Calif...majoring in interdisciplinary studies...has one older brother and one older sister...parents are Esther and Clarence Estes of Waimea, Kaua'i.

CAREER HIGHS

Tackles: 1, 3x, last vs. Boise State, 10/24/09

Tackles For Loss: None

Sacks: None

Interceptions: None

CAREER STATISTICS

DEFENSE	G	UA	A	TOTAL	TFL	SACKS	PD	FF	FR	INT
2007	2	0	1	1	0.0	0.0	0	0	0	0
2008	Redshirted									
2009	12	0	2	2	0.0	0.0	0	0	0	0
TOTAL	14	0	3	3	0-0	0-0	0	0	0	0



ANDREW FAAUMU

Offensive Line

6-3 » 305 » Junior

Kihei, Maui » Lahainaluna HS



2008: Did not play football.

2007: Redshirted.

Prep: A 2006 graduate of Lahainaluna High School on Maui...earned three letters in football...helped guide team to league championship as a junior...also lettered in basketball and track.

Personal: Born in Kihei, Maui...majoring in communication...has an older brother and an older sister...parents are Darlene and Tivoli Faaumu of Kihei, Maui.



PAIPAI FALEMALU

Linebacker

6-3 ▶▶ 230 ▶▶ Sophomore
Hau'ula, O'ahu ▶▶ Kahuku HS



2009 (Freshman): Played in 12 games as a backup defensive end...made 16 solo tackles and two sacks for losses totaling 14 yards...had two quarterback hurries...career-high five tackles at Idaho (Oct. 17)...recorded four tackles and one sack against Utah State (Nov. 7)... named to the all-WAC academic team.

2008: Redshirted.

Prep: A 2008 graduate of Kahuku High School on O'ahu...two-year starter at linebacker...key member of the 2006 state championship team...also part of back-to-back division champion teams...a two-time all-state selection, including first-team honors as a senior...also earned all-league honors twice...named team's Most Outstanding Linebacker as a senior...widely regarded as the top-rated recruit in the state of Hawai'i...also earned two letters each in baseball and track and field...named track team's MVP as a junior while participating in numerous events, including a league title in the discus...an honor roll student.

Personal: Born in Honolulu, O'ahu...majoring in sociology...has three brothers and one sister...parents are Robyn Falemalu of Hau'ula, O'ahu, and Paipai Falemalu of Captain Cook, Hawai'i.

CAREER HIGHS

Tackles: 5 at Idaho, 10/17/09
Tackles For Loss: 2.0 vs. New Mexico State, 11/14/09
Sacks: 1.0, 2x, last vs. New Mexico State, 11/14/09
Interceptions: None

CAREER STATISTICS

DEFENSE	G	UA	A	TOTAL	TFL	SACKS	PD	FF	FR	INT
2009	12	16	4	20	5.5-27	2.0-14	1	0	1	0



BRYSEN GINLACK

Offensive Line

6-2 ▶▶ 320 ▶▶ Senior
Kailua, O'ahu ▶▶ Kahuku HS



2009 (Junior): Did not play.

2008 (Sophomore): Played in nine games...started five straight games during the first half of the season...made first career start in home-opener vs. Weber State (Sept. 6)...also started at Oregon State (Sept. 13), vs. San Jose State (Sept. 27), at Fresno State (Oct. 4) and vs. Louisiana Tech (Oct. 11).

2007 (Freshman): Appeared in the first nine games as reserve offensive lineman.

2006: Redshirted.

Prep: A 2005 graduate of Kahuku High School on O'ahu...a two-year letterwinner in football at right guard...part of the 2003 squad that captured the league and state titles, and the 2004 squad that advanced to the state semifinals...a 2004 honorable-mention all-state pick by both *The Honolulu Advertiser* and *Honolulu Star-Bulletin*... also lettered in tennis.

Personal: Born in Hilo, Hawai'i...nickname is "Bula"...majoring in sociology... cousin of former Warrior safety Leonard Peters...has two older brothers...parents are Louisa Wise of Kailua, O'ahu, and Robert Ginlack of 'Aiea, O'ahu.



JORDAN GOMES

Safety

5-10 ▶▶ 175 ▶▶ Sophomore
Kailua, O'ahu ▶▶ Kamehameha Schools-Kapalama



2009 (Freshman): Appeared in 10 games off the bench...made six solo tackles...had a career-high three tackles against Wisconsin (Dec. 5).

2008: Redshirted.

Prep: A 2008 graduate of Kamehameha Schools in Honolulu, O'ahu...earned two varsity letters in football for the Warriors...named first-team all-state and all-league at safety during senior season...also a standout in track...a state qualifier in the long jump, high jump, 100-meters and 4x100-meter relay...a National Football Foundation Hall of Fame inductee...an honor student.

Personal: Born in Kailua, O'ahu...majoring in civil engineering...has one younger sister...parents are Pamela and Kevin Gomes of Kailua, O'ahu.

CAREER HIGHS

Tackles: 3 vs. Wisconsin, 12/5/09
Tackles For Loss: None
Sacks: None
Interceptions: None

CAREER STATISTICS

DEFENSE	G	UA	A	TOTAL	TFL	SACKS	PD	FF	FR	INT
2009	10	6	1	7	0.0	0.0	0	0	0	0



DAVID GRAVES

Quarterback

6-0 ▶▶ 190 ▶▶ Freshman
Folsom, CA ▶▶ Folsom HS



2009: Redshirted.

Prep: A 2009 graduate of Folsom High School in California...a three-time all-league player...earned an array of honors as a senior quarterback...named Sacramento Bee Metro Player of the Year, league MVP, all-section and third team all-state...in 11 games, accounted for 51 touchdowns and 3,467 total yards of offense...threw for 2,771 yards, completing 72-percent of his passes and 40 touchdowns...rushed for 696 yards and 11 touchdowns...also a two-time all-league receiver...during his junior season, had 32 receptions for 420 yards while also rushing for 315 yards and four TD...a member of the jazz band, rated as the best in the nation in 2007 and '08.

Personal: Born in Folsom, Calif...intends to major in business or music...has one younger brother...parents are Angela and David Graves of Folsom, Calif.





Class of 2010
ALEX GREEN



ALEX GREEN

25

Running Back
6-2 ▶▶ 230 ▶▶ Senior
Portland, OR ▶▶ Butte CC

2009 (Junior): Played in all 13 games at running back...rushed for 453 yards and two touchdowns...was the team's second leading rusher...caught 11 receptions for 98 yards and one score...returned one kickoff for 17 yards...rushed for a career-high 110 yards on 10 carries against Utah State (Nov. 7)...had 81 rushing yards on career-high 14 carries at San Jose State (Nov. 21)...busted loose on 44-yard TD scamper against Washington State (Sept. 12)...career-long 32-yard reception against Wisconsin (Dec. 5).

Prior To UH: Attended Butte Community College in Oroville, Calif., for two seasons...helped lead team to the 2008 national championship after a perfect 12-0 record...team claimed California Community College Athletic Association championship and NorCal Conference title...led the team in rushing with 1,037 yards and 14 touchdowns during the regular season...also scored two receiving touchdowns...rushed for 119 yards on 27 carries in national championship game against Mt. San Antonio...a first-team all-league and all-region running back...team's second-leading rusher as a freshman with 519 yards and three touchdowns...named bowl MVP in both freshman and sophomore seasons...teammate of current UH defensive back Lametrius Davis.

Prep: A 2006 graduate of Benson High School in Portland, Ore...earned three varsity letters in football...as a senior, rushed for 1,134 yards and 14 touchdowns...earned first-team all-league honors...set single-game school record with 197 yards on 15 carries...named MVP of the Les Schwab Bowl, Oregon's high school all-star game...also lettered in track.

Personal: Born in Portland, Ore...majoring in sociology...has four brothers...has a daughter, Harlym Alexis...parents are Phyllis Smith of Portland, Ore., and Willie Green Jr.

CAREER HIGHS

RUSHING

Attempts: 14 vs. San Jose St., 11/21/09
Yards: 110 vs. Utah State, 11/7/09
Long: 44 at Washington State, 9/12/09
TDs: 1, 2x, last at UNLV, 9/19/09

RECEIVING

Receptions: 3 vs. Navy, 11/28/09
Yards: 32 vs. Wisconsin, 12/5/09
Long: 32 vs. Wisconsin, 12/5/09
TDs: 1 vs. Navy, 11/28/09

CAREER STATISTICS

RUSHING	G	Att	Yds	TD	Lg	Avg/C	Avg/G	
2009	13	86	453	2	44	5.3	34.8	
RECEIVING	G	Rec	Yds	TD	Lg	Rec/G	Avg/C	Avg/G
2009	13	11	98	1	32	0.8	8.9	7.5



DAVID HAFOKA

96

Defensive Line
6-1 ▶▶ 315 ▶▶ Junior
San Mateo, CA ▶▶ College of San Mateo

2009: Redshirted.

Prior To UH: Attended College of San Mateo for two years...a two-year starter at nose tackle...started every game as freshman in 2006 before sitting out the entire 2007 season...returned to start every game in 2008...amassed 28 tackles, including 3.5 for loss and two sacks as a sophomore...also had three pass break-ups and recovered one fumble.

Prep: A 2006 graduate of San Mateo High School in California...earned three letters in football and one in track and field...helped lead team to the 2003 CCS championship.

Personal: Born in San Mateo, Calif...nickname is "T-Rex"...majoring in sociology...has three younger sisters...parents are Ofa and Tevita Hafoka of San Mateo, Calif.



GEORDON HANOHANO

51

Defensive Line
6-1 ▶▶ 305 ▶▶ Freshman
Wai'anae, O'ahu ▶▶ St. Louis School

2009 (Freshman): Appeared in 12 games as a backup defensive lineman...recorded eight total tackles (6 solo, 2 assisted)...had a career-high two tackles at Idaho (Oct. 17) and Navy (Nov. 28)...one pass break-up against Washington State (Sept. 12).

2008: Redshirted.

Prep: A 2008 graduate of St. Louis School in Honolulu, O'ahu...a three-year starter at defensive tackle for the Crusaders...helped lead squad to back-to-back league titles and state runner-up finishes in 2006 and '07...an all-state first-team selection as a senior...also a two-time all-league pick, including first-team honors in 2007...rated as one of the top five recruits in the state of Hawai'i...ranked 34th-best defensive tackle recruit in the nation by Rivals.com and a three-star recruit by Scout.com...also lettered in track, participating in both the discus and shot put.

Personal: Born in Honolulu, O'ahu...nickname is "Hano"...majoring in sociology...related to former Warrior linebacker Keani Alapa...has two older brothers...parents are Rhonda-Lei and George Hanohano of Wai'anae, O'ahu.

CAREER HIGHS

Tackles: 2, 2x, last vs. Navy, 11/28/09
Tackles For Loss: None
Sacks: None
Interceptions: None

CAREER STATISTICS

DEFENSE	G	UA	A	TOTAL	TFL	SACKS	PD	FF	FR	INT
2009	12	6	2	8	0.0	0.0	1	0	0	0



AUSTIN HANSEN

Offensive Line

6-4 ▶▶ 285 ▶▶ Junior

Yorba Linda, CA ▶▶ Valencia HS


2009 (Sophomore): Appeared in 10 games, starting the final eight of the season at right tackle.

2008 (Freshman): Appeared in nine games, primarily on special teams...academic all-WAC...a UH scholar-athlete.

2007: Redshirted.

Prep: A 2007 graduate of Valencia High School in California...earned three letters in football...an all-league selection as a senior...also named Lineman of the Year as a senior...a four-time Player of the Week honoree as a senior...named top offensive guard recruit in Orange County.

Personal: Born in Placentia, Calif...majoring in chemistry...has an older sister and a younger brother...parents are Susan and Jon Hansen of Placentia, Calif.



Class of 2010

◀▶ RYAN HENRY



RYAN HENRY

Slot Receiver

5-9 ▶▶ 170 ▶▶ Senior

Los Angeles, CA ▶▶ West Los Angeles College

2009 (Junior): Appeared in 12 games as a punt returner and backup wide receiver...returned 18 punts for a 5.2 average, which ranked fourth in the WAC and 55th nationally...averaged 10.0 yards on five returns against Central Arkansas (Sept. 4)...had one reception for seven yards against Utah State (Nov. 7).

2008: Redshirted.

Prior To UH: Played two seasons at West Los Angeles College in Culver City, Calif...a two-time all-league selection...ranked 14th in the state and fifth in the Western State Conference in receptions per game (5.7) in 2007...finished with 40 receptions for 530 yards in only seven games...led the team with 105.9 all-purpose yards per game...had 12 receptions for 184 yards against Los Angeles Harbor...a first-team all-conference selection during the 2006 season...recorded 54 receptions for 789 yards and nine touchdowns in 2006...used on kickoffs and punt returns...also participated in track.

Prep: A 2006 graduate of Palisades Charter High School in California...earned two varsity letters in football...played both wide receiver and defensive back...as a senior, tallied six receiving touchdowns and six interceptions, while also returning two punts for a touchdown...named second-team all-league at receiver...also named the team's Receiver and Defensive Back of the Year in 2005...also lettered in track.

Personal: Born in Los Angeles, Calif...majoring in speech...parents are Tina Henry of Los Angeles, Calif., and Isadore Henry.

CAREER HIGHS

RECEIVING

Receptions: 1 vs. Utah State, 11/7/09

Yards: 7 vs. Utah State, 11/7/09

Long: 7 vs. Utah State, 11/7/09

TDs: None

PUNT RETURNS

Returns: 5 vs. Central Arkansas, 9/4/09

Yards: 50 vs. Central Arkansas, 9/4/09

Long: 16 vs. Central Arkansas, 9/4/09

TDs: None

CAREER STATISTICS

RECEIVING	GP	Rec	Yards	TD	Lg	R/G	Y/R	Y/G
2009	12	1	7	0	7	0.1	7.0	0.6

PUNT RET.	G	No.	Yds	TD	Lg	Avg/R	Avg/G
2009	12	18	93	0	16	5.2	7.8



JAKE HEUN

Linebacker

6-2 ▶▶ 240 ▶▶ Senior

Anchorage, AK ▶▶ City College of San Francisco

2009 (Junior): Appeared in all 13 games, starting three games at "MAC" linebacker...totaled 24 total tackles (17 solo, 7 assisted)...had two tackles for losses, including one sack at UNLV (Sept. 19) for a loss of nine yards...career-high four tackles against Washington State (Sept. 12), at Nevada (Oct. 31) and Wisconsin (Dec. 5)...had one quarterback hurry against Wisconsin.

2008: Redshirted.

Prior To UH: Attended City College of San Francisco for two seasons...led team to two conference and two NorCal championships...team also captured the 2007 California community college title...played outside linebacker and running back...team's second-leading tackler (52) as sophomore...also had 9.5 tackles for loss, three sacks and one forced fumble...earned all-region and all-NorCal honors at linebacker.

Prep: A 2006 graduate of Palmer High School in Alaska...played four years of football...an all-state selection, while leading his team to three conference championships and a state championship appearance in 2005...enjoyed a stellar wrestling career...earned four varsity letters while setting a state record for pins in a season...also lettered in track and soccer.

Personal: Born in Palmer, Alaska...majoring in history...has four brothers...parents are Nancy Heun of Anchorage, Alaska, and Rob Heun of Palmer, Alaska.

CAREER HIGHS

Tackles: 4, 3x, last vs. Wisconsin, 12/5/09

Tackles For Loss: 1.0, 2x, last vs. Wisconsin, 12/5/09

Sacks: 1.0 at UNLV, 9/19/09

Interceptions: None

CAREER STATISTICS

DEFENSE	G	UA	A	TOTAL	TFL	SACKS	PD	FF	FR	INT
2009	13	17	7	24	2.0-16	1.0-9	0	0	0	0



TANK HOPKINS



Cornerback
 5-9 ▶ 165 ▶ Senior
 Marlin, TX ▶ Navarro JC

2009 (Junior): Played in nine games and made three starts at cornerback...tallied 14 tackles (8 solo, 6 assisted)...had five pass break-ups, including four at Louisiana Tech (Sept. 30)...career-high nine tackles at Louisiana Tech...one tackle for a loss of two yards against Fresno State (Oct. 10)...three tackles at Washington State (Sept. 12).

Prior To UH: Attended Navarro College in Corsicana, Texas, for two years...earned starting spot at cornerback as a walk-on...named second-team all-conference as a sophomore in 2008...tallied 53 tackles, including 40 solo tackles and one forced fumble...led Navarro to a 10-1 record and a No. 5 national ranking...during freshman year, played in nine games and recorded three interceptions, 60 return yards and one touchdown return...also recorded 42 tackles (27 solo) and one fumble recovery...team won conference championship and achieved No. 4 national ranking...teammate of current Warrior receiver Rodney Bradley...runs a 4.45 40-yard dash and has a 38-inch vertical.

Prep: A 2006 graduate of Marlin High School in Texas...earned two varsity letters in football, two in track and one in basketball...a first-team all-conference selection as a senior...also lettered in track.


Personal: Born in Marlin, Texas...given first name is Melvin...majoring in sociology...has five brothers and two sisters...parents are Ollie Mae and Melvin Brooks of Marlin, Texas.

CAREER HIGHS

Tackles: 9 at Louisiana Tech, 9/30/09
Tackles For Loss: 1.0 vs. Fresno State, 10/10/09
Sacks: None
Interceptions: None

CAREER STATISTICS

DEFENSE	G	UA	A	TOTAL	TFL	SACKS	PD	FF	FR	INT
2009	9	8	6	14	1.0-2	0.0	5	1	0	0



Class of 2010
 ◀ TANK HOPKINS



LUKE INGRAM



Long Snapper
 6-5 ▶ 210 ▶ Sophomore
 Mililani, O'ahu ▶ Mililani HS

2009 (Freshman): Appeared in all 13 games at long-snapper...made one solo tackle.

Prep: A 2008 graduate of Mililani High School on O'ahu...earned three varsity letters in football...part of two league championship teams...a starter on both sides of the ball as a senior, suiting up at defensive end and tight end...also the team's starting long snapper...named team's MVP on the defensive line...participated in the HUB Goodwill Senior Bowl.

Personal: Born in Albuquerque, N.M...majoring in sociology...has two brothers and one sister...older brother Jake is a former Warrior defensive lineman and long snapper...parents are Jill and Herb Ingram of Mililani, O'ahu.



JOEY IOSEFA



Running Back
 6-1 ▶ 190 ▶ Freshman
 Pago Pago, American Samoa ▶ Fagaitua HS

Prep: A 2009 graduate of Fagaitua High School in American Samoa...lettered three years in football...played quarterback, free safety and linebacker...team went 21-2 in his final two seasons as team won back-to-back championships...named the offensive player of the year and led Fagaitua to the national championship in 2007...participated in the Hawai'i/Polynesia-Mainland Bowl...named the season MVP and the all purpose player in 2009...scored 21 rushing touchdowns and had 16 touchdown passes with 980 yards as a senior...also played volleyball, soccer and rugby...was a member of the Lau'i'i "Moli ole Ava" rugby team...also a member of Lau'i'i Spikers volleyball.

Personal: Born in American Samoa...given first name is Marvin...majoring in civil engineering...has two brothers and four sisters...has a son, Joey, Jr...parents are Lalomilo and Laine Iosefa of Pago Pago, American Samoa.



Class of 2010
 ◀ JAKE HEUN



JETT JASPER

Wide Receiver
6-2 ▶ 195 ▶ Junior
Lihue, Kaua'i ▶ Kaua'i HS

2009 (Sophomore): Appeared in one game off the bench as a backup wide receiver...a UH scholar-athlete.

2008 (Freshman): Played in two games on special teams...appeared in home-opener vs. Weber State (Sept. 6) and in home win over Louisiana Tech (Oct. 11)...a UH scholar-athlete.

2007: Redshirted...a UH scholar-athlete.

Prep: A 2006 graduate of Kaua'i High School on the island of Kaua'i...earned four letters in baseball, three in football and one in track...coached by Keli'i Moragato on the gridiron...garnered all-star honors his junior and senior seasons in football... member of three straight league championship teams in football and baseball from 2003-05...ran the 100-meter dash...named the school's Academic Athlete Award recipient...an honor-roll student and graduated magna cum laude.

Personal: Born in Lihue, Kaua'i...currently the president of the school's Student Athletic Advisory Committee (SAAC)...also serves as the student-athlete representative for 'Ahaui Koa Anuenue, the department's fundraising organization...majoring in speech with a minor in women studies...upon graduation, will enter the graduate program where he intends to attain a master's degree in speech...has one younger sister, Jori, who is a sophomore and member of the Rainbow Wahine softball team... parents are Therese and Richard Jasper of Lihue, Kaua'i.



ART LAUREL

Linebacker
6-0 ▶ 220 ▶ Freshman
Wahiawā, O'ahu ▶ Leilehua HS

2009: Redshirted.

Prep: A 2008 graduate of Leilehua High School in Wahiawā, O'ahu...played two years of varsity football...helped lead Mules to the 2007 state championship...team also won league championship...earned first-team all-league and all-state honors as an outside linebacker...one of the top linebacker recruits in the state of Hawai'i...also played three years of basketball...all-league in basketball as a junior and senior.

Personal: Born in California...majoring in sociology...has one brother and two sisters...older brother Clayton is a UH lineman...parents are Apollo and Art Laurel of Wahiawā, O'ahu.



CLAYTON LAUREL

Offensive Line
6-2 ▶ 290 ▶ Junior
Wahiawā, O'ahu ▶ Leilehua HS

2009 (Sophomore): Member of the scout team...did not appear in any games.

2008 (Freshman): Member of the scout team...a UH scholar-athlete.

2007: Redshirted.

Prep: A 2006 graduate of Leilehua High School on O'ahu...earned three letters in basketball and one each in football and volleyball...coached by Nolan Tokuda in football...garnered first-team league honors in basketball as a senior.

Personal: Born in Honolulu, O'ahu...majoring in sociology...has two sisters and one brother...brother Art is a freshman for the Warriors...parents are Apollo and Art Laurel of Wahiawā, O'ahu.



KAINOA LACOUNT

Offensive Line
6-6 ▶ 330 ▶ Senior
Kailua, O'ahu ▶ College of the Canyons

2009 (Junior): Played in the last two games of the season as a reserve offensive lineman.

Prior To UH: Attended College of the Canyons in Santa Clarita, Calif., for three years...played two seasons of football... a unanimous first-team all-Western State Conference Mountain Division selection in 2007...anchored offensive line that helped team top the conference in scoring offense, total offense, fourth down conversions, red zone offense and first downs.

Prep: A 2005 graduate of Kailua High School on O'ahu...played three years of varsity football...a two-time all-state selection at offensive line...also played four years of basketball, earning all-league honors as a center.

Personal: Born in Long Beach, Calif...majoring in sociology...has one older brother, Kahai, a former Warrior offensive lineman...parents are Armand LaCount of Inglewood, Calif., and Sheri LaCount of Kailua, O'ahu.



MATAGISILA LEFITI

Offensive Line
6-0 ▶ 280 ▶ Junior
Pavaiai, American Samoa ▶ Mater Dei HS

2009 (Sophomore): Played in two games as a reserve offensive lineman.

2008 (Freshman): Back-up center appeared in one game, logging in time in win vs. Louisiana Tech (Oct. 11).

2007: Redshirted.

Prep: A 2007 graduate of Mater Dei High School in Santa Ana, Calif... played both offensive guard and defensive tackle...helped lead team to league title in 2006... team captain as a senior...named first-team all-league and second team all-CIF...prior to Mater Dei, played two seasons of football at Leone High School in Pago Pago, American Samoa.

Personal: Born in Fort Rucker, Ala...majoring in sociology...has two brothers...parents are Fa'aumumu and Peter Lefiti of Pago Pago, American Samoa.



Class of 2010

KAINOA LACOUNT



LEVI LEGAY

Offensive Line

6-3 ▶▶ 280 ▶▶ Sophomore

Kailua-Kona, Hawai'i ▶▶ Kealakehe HS

2009 (Freshman): Member of the scout team.

2008 (Freshman): Redshirted...a UH scholar-athlete.

Prep: A 2007 graduate of Kealakehe High School in Kailua-Kona, Hawai'i...played two years of varsity football...started at both center and tackle during his career... helped lead the Waveriders to a 12-1 record and perfect conference mark as a senior...team captured conference title, with sole loss coming in state playoffs... also led Kealakehe to a conference title in 2005...lettered in track, competing in shot put and discus...also earned one varsity letter in wrestling...a member of the National Honor Society.

Personal: Born in Los Angeles, Calif...majoring in English...has one younger sister and two younger brothers...parents are Mary Ellen and Gabriel Legay of Kailua-Kona, Hawai'i.



Player of the Year as a senior...also a first-team all-CIF and all-league (Pioneer) as a senior...named first-team all-area by the Daily Breeze...team captain as a senior...also lettered in track, competing in the shot put and discus.

Personal: Born in Samoa...majoring in sociology...relatives Larry and Leo Goecas played at UH...grandfather is Paramount Chief Letuli who started fireknife dancing...great-grandfather is His Highness Malietoa Tanumafili, the former King of Independent Samoa...has two sisters...parents are Maile and Tui Letuli of Torrance, Calif.



BRETT LEONARD

Offensive Line

6-5 ▶▶ 310 ▶▶ Junior

Hollister, CA ▶▶ Saddleback JC

2009: Redshirted.

Prior To UH: Attended Saddleback College in Mission Viejo, Calif., for two seasons...named all-conference second team as a sophomore...anchored a line that helped team average 482.5 yards of total offense and 39.8 points per game...team finished 15th-ranked nationally.

Prep: A 2006 graduate of San Benito High School in Hollister, Calif...team won league championship...an all-league selection...led team in pancake blocks.

Personal: Born in Hollister, Calif...majoring in psychology...has three older brothers...parents are Jeanette and Steve Leonard of Hollister, Calif.



ELMER LIM III

Offensive Line

6-1 ▶▶ 285 ▶▶ Junior

Kamuela, Hawai'i ▶▶ Kamehameha Schools-Kapalama

Prep: A 2007 graduate of Kamehameha Schools in Honolulu, O'ahu...earned three varsity letters while playing both guard and center...member of the 2004 state championship team...named all-league honorable mention as a senior.

Personal: Born in Kamuela, Hawai'i...nickname is "Tahi"...majoring in business... has one younger sister...parents are Elmer and Donna Lim of Kamuela, Hawai'i.



LAUPEPA LETULI

Offensive Line

6-4 ▶▶ 310 ▶▶ Senior

Torrance, CA ▶▶ North Torrance HS

2009: Started the first three games of the season at right tackle...sidelined for the rest of the season following an injury...earned medical hardship.

2008 (Junior): Appeared in 12 games with six starts...started season-opener at Florida (Aug. 30) at left tackle...sidelined for next two games vs. Weber State (Sept. 6) and at Oregon State (Sept. 13)...played in the remaining 11 contests, with five additional starting nods, all at left guard.

2007 (Sophomore): Reserve lineman appeared in all 13 games.

2006 (Freshman): Appeared in three games off the bench— UNLV?(Sept. 16), Idaho (Oct. 28) and Utah State (Nov. 4).

2005: Redshirted

Prep: A 2005 graduate of North Torrance High School in Torrance, Calif... recorded 42 knockdowns and did not allow a sack in 2004...named league's Offensive



JOHN LISTER

Running Back

6-2 ▶▶ 210 ▶▶ Freshman

Thousands Oaks, CA ▶▶ Thousands Oaks HS

Prep: A 2009 graduate of Thousand Oaks High School in California...lettered three years in football...a two-time all-league selection...was named the running back of the year as a junior... named third-team all-state, county offensive player of the year and league MVP as a senior...holds nine school records...averaged 197.0 yards per game in 2008...set single-game record with 322 yards...also set school records with more than 2,100 yards in the 2008 season...finished prep career with 4,932 yards and 52 touchdowns... also lettered in lacrosse and track and field...participated in the 100m, 4x100m, long jump and triple jump...a two-time scholar athlete.

Personal: Born in Thousand Oaks, Calif...majoring in kinesiology...has two younger brothers...parents are Corey and Dawn Lister of Thousand Oaks, Calif.





JORDAN LOEFFLER

Offensive Line
6-5 ▶ 265 ▶ Freshman
Hilo, Hawai'i ▶ Hilo HS



Prep: A 2009 graduate of Hilo High School on Hawai'i...lettered three years in football, playing offensive and defensive tackle... named to the first team all-league and honorable mention all-state as a senior... participated in the Hawai'i/Poly vs. Mainland All-Star game... also a track and field standout... a member of the 2008 conference champions... qualified for the state championships for shot put in 2008 and '09...was the league discus champion and competed in state championships for discus in 2009.

Personal: Born in Hilo, Hawai'i...majoring in kinesiology...has one younger sister...parents are Daniel and Jennifer Loeffler of Kurtistown, Hawai'i.



MANA LOLOTAI

Linebacker
6-0 ▶ 230 ▶ Senior
Kahuku, O'ahu ▶ Kamehameha Schools-Kapalama



2009 (Junior): Appeared in all 13 games, making four starts at "MAC" linebacker...tallied 15 tackles (10 solo, 5 assisted)...career-high six tackles at Nevada (Oct. 31)...three tackles each against Boise State (Oct. 24) and Utah State (Nov. 7)...named to the all-WAC academic team.

2008 (Sophomore): Appeared in 13 games...played primarily on special teams, while also serving as reserve linebacker...recorded four tackles on the season...also forced a fumble in win at New Mexico State (Nov. 15).

2007 (Freshman): Played in four games, registering two tackles...made tackles vs. Utah State (Oct. 6) and Fresno State (Nov. 10).

Prep: A 2006 graduate of Kamehameha Schools in Honolulu, O'ahu...played three years of football...helped lead the Warriors to the 2004 state championship...a three-time all-league selection...earned second-team all-state honors as a senior...also lettered in track and was part of the 2004 league championship squad.

Personal: Born in American Samoa...majoring in family resources...has a wife, Shaela, and a daughter, Zaiyah...has two brothers and one sister...parents are Nyla and Nu'u Lolotai of Kahuku, O'ahu.

CAREER HIGHS

Tackles: 6 at Nevada, 10/31/09
Tackles For Loss: None
Sacks: None
Interceptions: None

CAREER STATISTICS

DEFENSE	G	UA	A	TOTAL	TFL	SACKS	PD	FF	FR	INT
2007	4	1	1	2	0.0	0.0	0	0	0	0
2008	13	4	0	4	0.0	0.0	0	1	0	0
2009	13	10	5	15	0.0	0.0	0	0	0	0
TOTAL	30	15	6	21	0.0	0	0	1	0	0



WAYLON LOLOTAI

Defensive Line
6-3 ▶ 245 ▶ Freshman
Lafayette, CO ▶ Centaurus HS



2009: Redshirted.

Prior To UH: Served on a two-year church mission in St. Louis, Mo.

Prep: A 2006 graduate of Centaurus High School in Lafayette, Colo...earned four varsity letters in football...played tight end, defensive end and linebacker...named all-state tight end for two straight years, including first-team honors as a junior...a two-time all-conference pick at linebacker...also earned all-conference honors as a defensive end during sophomore season...as senior tallied 21 catches, 659 yards receiving and seven touchdowns, while posting 80 tackles on the defensive side of the ball...a four-year letterwinner in wrestling...state champion in 215-lb. weight class as a senior...regional champion as a sophomore and senior...also earned three letters in track...member of 4x100-meter and 4x200-meter relay...an honor-roll student.

Personal: Born in Pago Pago, American Samoa...nickname is "Way"...majoring in sociology...has one younger sister...cousin of current Warrior football players Mana Lolotai, Drew Uperesa and Jeremiah Ostrowski...parents are Harmony and Tiloi Lolotai of Lafayette, Colo.



IKAIKA MAHOE

Defensive Line
5-11 ▶ 280 ▶ Senior
Hilo, Hawai'i ▶ Kamehameha Schools-Hawai'i



2009 (Junior): Member of the scout team.

2008 (Sophomore): Member of the scout team...a UH scholar-athlete.

Prior To UH: Attended Northern Arizona in Flagstaff, Ariz for two years...redshirted in 2006...played in nine games and tallied 15 tackles in 2007.

Prep: A 2006 graduate of Kamehameha Schools in Kea'au, Hawai'i...earned three varsity letters in football...led team to back-to-back league championships in 2005 and '06...a two-time league defensive player of the year and all-league pick, while playing both defensive and offensive line...gained all-state honorable mention as a senior...also lettered in baseball and paddling...helped baseball team to league title as a senior.

Personal: Born in Hilo, Hawai'i...majoring in political science...has one brother and one sister...parents are Christine and Harry Mahoe of Hilo, Hawai'i.



Class of 2010
◀ MANA LOLOTAI



**JOSEPH
MALABUYOC**



Linebacker
6-0 ▶▶ 225 ▶▶ Senior
Vancouver, British Columbia ▶▶ Vancouver College Prep
2009 (Junior): Member of the scout team.

Prep: A 2006 graduate of Vancouver College Prep in British Columbia, Canada... earned three varsity letters in football...as a senior, named conference defensive MVP and a provincial all-star...also lettered in track and baseball.

Personal: Born in Vancouver, British Columbia, Canada...majoring in kinesiology...has two older sisters...parents are Lando and Josefina Malabuyoc of Vancouver, British Columbia, Canada.



**MARCUS
MALEPEAI**



Defensive Line
6-2 ▶▶ 245 ▶▶ Freshman
Honolulu, O'ahu ▶▶ Radford HS

Prep: A 2009 graduate of Radford High School in Honolulu...lettered four years in football,, a three-year starter at defensive end...also played offensive tackle...named to *The Honolulu Advertiser* Division II all-state first team and *Honolulu Star-Bulletin* all-state second team as a senior... anchored the defensive line for a Ram squad that advanced to Division II state championship game in 2008...also lettered two years each in basketball and track

Personal: Born in 'Aiea, O'ahu...major is undeclared...cousin of the same name, Marcus Malepeai, also played for UH (1993-95)...has three sisters...parents are Ofati and Legalo Malepeai of 'Aiea, O'ahu.



**JOSH
MANUPUNA**



Defensive Line
6-2 ▶▶ 285 ▶▶ Junior
Honolulu, O'ahu ▶▶ Portland State University

2009: Sat out due to NCAA transfer rules.

Prior To UH: Attended Portland State University in Oregon for two years...started the first four games of the 2008 season and played in 10 overall... had six tackles and 1.5 tackles for loss on the season... made a season-best three stops at Sacramento State (9/27)... redshirted in 2007.

Prep: A 2007 graduate of Kamehameha Schools in Honolulu, O'ahu...named second-team all-state *Honolulu Star Bulletin* and *The Honolulu Advertiser* as a senior... a first-team all-league pick...played in the 2006 HUB Goodwill Classic Senior Bowl... part of the 2005 Warrior squad that captured the league and state championships.

Personal: Born in Honolulu, O'ahu...intends to major in business...has two younger sisters...parents are Laka and Odetta Manupuna.



**MIKE
MARACLE**



Defensive Line
6-4 ▶▶ 245 ▶▶ Senior
San Diego, CA ▶▶ San Diego Mesa College
2009 (Junior): Member of the scout team.

Prior To UH: Attended San Diego Mesa College in California for two seasons...in 2008, tallied, 27 tackles, including 19 solo and 6.0 tackles-for-loss...finished second on the team with 3.0 sacks (-18)...attended Colorado State in Fort Collins, Colo., in 2006 and redshirted.

Prep: A 2006 graduate of La Jolla High School in California...earned three varsity letters in football... played defensive end, linebacker and tight end...an all-league and all-section selection...set school single-season record with 15 sacks as a senior... finished career with 25 sacks.

Personal: Born in San Diego, Calif...majoring in history...has one older sister... parents are Owen and Susan Sweeney of San Diego, Calif.



**ZACH
MASCH**



Defensive Line
6-2 ▶▶ 275 ▶▶ Junior
Nevada City, CA ▶▶ Arizona Western CC

2009: Reshirted.

Prior To UH: Attended Arizona Western Community College in Yuma, Ariz., for two years...accumulated 81 tackles and six sacks in two seasons of action...in 10 games played in 2008, amassed 44 tackles, including 5.5 for loss and four sacks...as a freshman, had 37 tackles, including four for-a-loss and two sacks.

Prep: A 2007 graduate of Nevada Union High School in Grass Valley, Calif... two varsity letters in football...tallied 105 tackles and eight sacks in two seasons...earned first-team all-metro and first-team all-region honors as a senior...helped lead team to section championship as a junior...represented his school at the 2006 Starter Blitz 3 all-star game.

Personal: Born in Hayward, Calif...majoring in speech...has one younger brother and one younger sister...parents are Holley and Dean Masch of Nevada City, Calif.



VAUGHN MEATOQA

Defensive Line

6-2 ▶ 290 ▶ Junior

Kalaheo, Kaua'i ▶ Kamehameha Schools-Kapalama



2009 (Sophomore): Played in 11 games, making eight starts on the defensive line...tallied 15 tackles (10 solo, 5 assisted)...also totaled 2.5 tackles for loss (-10 yards)...had one sack for a loss of eight yards against Wisconsin (Dec. 5)...also had career-high three tackles against Wisconsin...one quarterback hurry...named to the all-WAC academic team.

2008 (Freshman): Played in 14 games with two starts at defensive tackle...tallied 10 tackles, including eight solo...record 2.5 tackles for-a-loss...also posted 1.5 sacks and four quarterback hurries...had two tackles and 0.5 sack in first career start at Utah State (Nov. 1)...three tackles, including 1.5 for-a-loss and one sack in second consecutive start at New Mexico State (Nov. 8)...academic all-WAC...a UH scholar-athlete.

2007: Redshirted

Prep: A 2007 graduate of Kamehameha Schools in Honolulu...earned three letters in football...a second-team all-state and first-team all-league selection as a senior...chosen to play in the HUB Goodwill Senior Bowl as a senior...recorded more than 40 tackles and had 10 sacks and two fumble recoveries...helped Warriors to the 2005 state championship.

Personal: Born in Kalaheo, Kaua'i...majoring in business...has a younger sister and younger brother...parents are the late Lynette Meatoga and Kenneth Meatoga of Kalaheo, Kaua'i.

CAREER HIGHS

Tackles: 3, 2x, last vs. Wisconsin, 12/5/09

Tackles For Loss: 1.5 at New Mexico State, 11/8/08

Sacks: 1.0, 2x, last vs. Wisconsin, 12/5/09

Interceptions: None

CAREER STATISTICS

DEFENSE	G	UA	A	TOTAL	TFL	SACKS	PD	FF	FR	INT
2008	14	2	8	10	2.5-15	1.5-11	0	0	0	0
2009	11	10	5	15	2.5-10	1.0-8	0	0	0	0
TOTAL	25	12	13	25	5.0-24	2.5-19	0	0	0	0



JORDAN MONICO

Running Back

6-0 ▶ 235 ▶ Sophomore

Mililani, O'ahu ▶ Savannah State



2009: Redshirted

Prior To UH: Attended Savannah State in Georgia for one season...played both football and baseball...played six games in football, posting six tackles and a fumble recovery as a linebacker...hit .279 with 19 hits, 12 RBIs and four home runs while starting 21 games for the baseball team.

Prep: A 2008 graduate of Moanalua High School in Honolulu, O'ahu...lettered in football, baseball and soccer... earned all-division honors in all three sports...all-state honorable mention in football.

Personal: Born in Honolulu, O'ahu...majoring in history...has one older brother and one younger sister...father, Mario, is a former standout baseball player at UH...parents are Mario and Tammy Monico of Mililani, O'ahu.



BRYANT MONIZ

Quarterback

6-0 ▶ 190 ▶ Junior

Wahiawā, O'ahu ▶ Fresno City College



2009 (Sophomore): Started eight of last nine games at quarterback...threw for 300-plus yards in four of last seven starts...completed 182-of-319 attempts for 2,396 yards and 14 touchdowns...completed 57.1 percent of his passes...ranked fourth in the WAC and 29th nationally in passing average (239.6)...also ranked fourth in the WAC and 32nd nationally in total offense (251.3)...started the season as the team's third string quarterback...came in relief of injured Greg Alexander in Louisiana Tech game (Sept. 30) and finished 5-of-11 for 109 yards...started first career game against Fresno State (Oct. 10), which he completed 24-of-52 passes for 283 yards and two touchdowns...threw for 360 yards and a touchdown on 30 completions at Idaho (Oct. 17)...sidelined after just one quarter of action against No. 6 Boise State (Oct. 24)...completed 5-of-11 passes for 40 yards until sitting out the final three quarters...tossed for a career-high 374 yards and three touchdowns, including a 71-yard strike, in loss at Nevada (Oct. 31)...accounted for more than 400 yards of offense against Utah State (Nov. 7)...threw for 337 yards and a career-high four touchdowns, while also adding 76 rushing yards in a win over the Aggies...threw for 294 yards on 20 of 38 attempts in three quarters of action versus New Mexico State (Nov. 14)...completed 32-of-44 for 366 yards, three touchdowns and no interceptions vs. Navy (Nov. 28).

Prior To UH: Attended Fresno City College in California for one year...team's starting quarterback as a freshman in 2007...threw for 2,268 yards and 18 touchdowns during his freshman season...also rushed for two touchdowns...sat out the 2008 season.

Prep: A 2007 graduate of Leilehua High School in Wahiawā, O'ahu...three-year starter at quarterback for the Mules...as a sophomore, passed for 2,879 yards and 27 touchdowns while leading the team to state championship game...played in just 13 quarters in an abbreviated junior season...still threw for 1,018 yards...threw for 1,662 yards and 20 touchdowns...an all-state selection as a senior...an all-state soccer player his senior season...also participated in baseball.

Personal: Born in Wahiawā, O'ahu...nickname is "Mo"...majoring in political science...has two younger brothers...parents are Tina and Steven Smithe.

CAREER HIGHS

RUSHING

Attempts: 10 at Idaho, 10/17/09

Yards: 76 vs. Utah State, 11/7/09

Long: 31 vs. Utah State, 11/7/09

Touchdowns: 1 at Idaho, 10/17/09

PASSING

Completions: 32 vs. Navy, 11/28/09

Attempts: 52 vs. Fresno State, 10/10/09

Yards: 374 at Nevada, 10/31/09

Touchdowns: 4 vs. Utah State, 11/7/09

Interceptions: 2, 4x, last vs. Wisconsin, 12/5/09

Long: 71 at Nevada (Jovonte Taylor), 10/31/09

CAREER STATISTICS

PASSING	G	Att	Cmp	Int	Yds	TD	Lg	Pct	Avg/P	Avg/G	Effic
2009	10	319	182	10	2396	14	71	57.1	7.5	239.6	128.4

RUSHING	G	Att	Yds	TD	Lg	Avg/C	Avg/G
2009	10	58	117	1	31	2.0	11.7



BENNETT NICOLA

Wide Receiver
6-2 ▶ 165 ▶ Freshman
Glenwood Springs, CO ▶ Glenwood Springs HS



Prep: A 2009 graduate of Glenwood Springs High School in Colorado...earned three varsity letters in football...played both wide receiver and free safety...an all-conference selection as a senior...helped lead team to back-to-back league championships...a member of the 2008 3A state championship team...holds state record for longest touchdown reception with a 99-yard score versus Eagle Valley during junior season...lettered three times in basketball...part of 2008 team that captured the league title...also participated one season in baseball.

Personal: Born in Denver, Colo...majoring in marine biology...has one younger sister...parents are Duff and Darlene Nicola of Silt, Colo. Honolulu, O'ahu.



COREY NIELSEN

Quarterback
5-11 ▶ 185 ▶ Freshman
Cerritos, CA ▶ Gahr HS



2009: Redshirted.

Prep: A 2009 graduate of Gahr High School in Cerritos, Calif...a three-year letterwinner...a two-time league MVP...for his career, threw for 8,236 yards and 73 touchdowns, ranking 13th all-time in the state of California...during senior season, threw for 3,032 yards and 30 touchdowns...averaged 303.2 yards per game...threw for four or more touchdowns in five games...one of 50 players selected as a National Old Spice Red Zone Player of the Year...second-team all-CIF southern section...selected to play in the inaugural Hawai'i/Polynesia-Mainland Bowl...as a junior, led the state and ranked third in the nation in passing after throwing for 4,363 yards and 35 touchdown passes...completed 65-percent of his passes and had only five interceptions...threw for over 400 yards in five games, including a 453-yard, six-touchdown performance...led Gahr to a 10-3 record and the CIF-SS Western Division semifinals for the first time in school history...named to the Press Telegram first team "Dream Team" and first-team all-CIF southern section...also named all-state by Max Preps, Cal-HI Sports and Golden State Preps...a four-year honor-roll student...class valedictorian.

Personal: Born in Torrance, Calif...major is undecided...uncle, Jon Nielsen, played one season at quarterback for the Oakland Raiders...has two younger brothers...parents are Cheryl and Don Nielsen of Cerritos, Calif.



KYLE NIIRO

Placekicker
5-11 ▶ 205 ▶ Sophomore
Honolulu, O'ahu ▶ Kaiser HS



Prep: A 2008 graduate of Kaiser High School in Honolulu...lettered four years in football as a kicker and punter...received all-state honorable mention as a senior...also a four-year letterwinner in soccer...earned all-league honors three times...also an all-state selection as a senior...a key member of Kaiser's division champion soccer team as a junior.

Personal: Born in Honolulu, Oahu...plans to major in sociology...has two brothers...parents are David and Julie Niiro of Honolulu, O'ahu.



KAWIKA ORNELLAS

Cornerback
5-9 ▶ 170 ▶ Sophomore
Kapolei, O'ahu ▶ Mililani HS



2009 (Freshman): Played in all 13 games, making four starts at cornerback...tallied 19 solo tackles...made a career-high seven tackles against Utah State (Nov. 7).

2008: Redshirted...a UH scholar-athlete.

Prep: A 2008 graduate of Mililani High School on O'ahu...earned two varsity letters in football...helped lead team to back-to-back division championships...earned honorable mention all-league recognition as a defensive back and special teams standout...also earned two varsity letters in track...league champion and fourth in the state in the 100-meter dash as a senior...part of the 4x100-meter relay team that finished second in the state.

Personal: Born in Ft. Bragg, N.C...majoring in sociology...has two brothers...parents are LaTonia and Leonard Ornellas of Kapolei, O'ahu.

ORNELLAS' CAREER STATISTICS

DEFENSE	G	UA	A	TOTAL	TFL	SACKS	PD	FF	FR	INT
2009	13	19	4	23	0.0	0.0	0	0	0	0



JEREMIAH OSTROWSKI

Slot Receiver
5-9 ▶ 170 ▶ Sophomore
'Aiea, O'ahu ▶ Punahou School



2009 (Freshman): Appeared in one game at Nevada (Oct. 31) as a backup wide receiver.

2008: Redshirted.

Prep: A 2007 graduate of Punahou School in Honolulu, O'ahu...a two-time all-state and three-time all-league selection at slotback...also returned kicks...named the 2006 state Offensive Player of the Year as a senior...led the state in receptions (81) and yards (1,317)...scored 10 touchdowns...helped Punahou to league title and state runner-up finish as a junior...also a four-time all-state first-team selection in basketball...led team to league title and state runner-up finish as a senior...inducted into the 2007 Hawai'i High School Athletic Association Hall of Honor.

Personal: Born in Honolulu, O'ahu...majoring in sociology...has two younger sisters...parents are Michele and Kui Ostrowski of 'Aiea, O'ahu.



COREY PACLEBAR

Slot Receiver
5-7 ▶ 175 ▶ Freshman
Pleasant Hill, CA ▶ Las Lomas HS



Prep: A 2008 graduate of Las Lomas High School in Walnut Creek, Calif...lettered in football, soccer and track...team captain in all three sports...earned three varsity letters in football...helped guide team to two sectional championships...first-team all-league selection at wide receiver as a senior...also named third-team all-metro...earned four varsity letters each in soccer and track...led soccer team to a sectional championship and part of a track team that won the league championship in each of his four seasons.

Personal: Born in Walnut Creek, Calif...an international business major...has one older sister...parents are Susanne and Joe Paclebar of Pleasant Hill, Calif.



COREY PAREDES

Linebacker
5-11 ▶ 230 ▶ Junior
Kane'ohē, O'ahu ▶ Castle HS



2009 (Sophomore): Appeared in all 13 games, making four starts at "BUCK" linebacker... tallied 54 tackles (37 solo, 17 assisted)...led the team with four sacks for a total of 29 yards lost, which ranked 10th in the WAC...also had six tackles for losses totaling 38 yards... sacks occurred against Central Arkansas (Sept. 4), at Washington State (Sept. 12), at Louisiana Tech (Sept. 30) and Utah State (Nov. 7)...had two quarterback hurries and three forced fumbles, the latter of which tied for fifth in the WAC...recovered one fumble...named WAC Player of the Week (Sept. 14) after recording eight tackles, one sack, and two forced fumbles against Washington State...career-high 10 tackles at UNLV (Sept. 19)...had a career-high two tackles for losses against Utah State (Nov. 7)...named to the all-WAC academic team.

2008 (Freshman): Played in all 14 games...back-up linebacker and running back served as a regular on kick coverage...posted three tackles, including one solo...a UH scholar-athlete.

2007: Redshirted.

Prep: A 2007 graduate of Castle High School in Kane'ohē, O'ahu...played two years of football and one year of baseball...in 2006 was named the league's Defensive Player of the Year, first-team all-league as a linebacker and wide receiver, first-team all-state as an all-purpose back and second-team all-state at linebacker...first-team all-league and honorable mention all-state at linebacker in 2005.

Personal: Born in Sacramento, Calif...majoring in sociology...has three brothers...parents are Abby and Lloyd Paredes of Kane'ohē, O'ahu.

CAREER HIGHS

Tackles: 10 at UNLV, 9/19/09
Tackles For Loss: 2.0 vs. Utah State, 11/7/09
Sacks: 1.0, 4x, last vs. Utah State, 11/7/09
Interceptions: None

CAREER STATISTICS

DEFENSE	G	UA	A	TOTAL	TFL	SACKS	PD	FF	FR	INT
2008	14	1	2	3	0.0	0.0	0	0	0	0
2009	13	37	17	54	6.0-38	4.0-29	0	3	1	0
TOTAL	27	38	19	57	6.0-38	4.0-29	0	3	1	0



PARKER PAREDES

Linebacker
5-10 ▶ 205 ▶ Senior
Kane'ohē, O'ahu ▶ Southern Oregon University



Prior To UH: Attended Southern Oregon University in Ashland, Oregon for three years...played football for two years...recorded more than 120 tackles in his two seasons...led the Raiders with 70 tackles in 2008.

Prep: A 2006 graduate of Kamehameha Schools in Honolulu, Oahu...lettered three years in football, three years in baseball and one year in wrestling...member of the 2005 state football championship team...member of the runner-up state baseball championship team in 2006...named all-league in football as a senior while playing linebacker and strong safety...also a league champion in wrestling.

Personal: Born in Sacramento, Calif...majoring in geography...has three brothers...younger brother Corey is a Warrior linebacker...parents are Lloyd and Janet Paredes of Kane'ohē, O'ahu.



KEALOHA PILARES

Slot Receiver
5-11 ▶ 200 ▶ Senior
Wahiawā, O'ahu ▶ Damien Memorial School



2009 (Junior): Started all 13 games at "X" or "Y" receiver...totaled 66 receptions for 690 yards and four touchdowns...ranked third in the WAC and 50th nationally in receptions per game (5.1)...had four receptions of 25 yards or more...10th in the WAC in receiving yards per game (53.1)...returned seven kickoffs for 156 yards (22.3 avg)...two receiving touchdowns along with eight receptions for 102 yards against Navy (Nov. 28)...career-high 13 receptions for 146 yards at UNLV (Sept. 19)...had two 100-plus receiving yard games...season-long 32-yard kickoff return at Idaho (Oct. 17)...named to the all-WAC academic team.

2008 (Sophomore): Played in 10 games with four starts at running back...also lined up at slotback and saw brief time as a punt returner...led team with seven touchdowns, including five rushing and two receiving...carried the ball 56 times for 300 yards and averaged a team-high 5.6 yards per carry...also had 29 catches for 246 yards...scored a touchdown in three straight games: Weber State (Sept. 6), at Oregon State (Sept. 13) San Jose State (Sept. 27), including both of UH's touchdowns in loss to San Jose State...had season-high 109 yards of offense in win at New Mexico State (Nov. 8), including career-high 10 catches for 90 yards and a touchdown...academic all-WAC...a UH scholar-athlete.

2007 (Freshman): Appeared in 11 games at running back and made one start against Utah State (Oct. 6)...led the team in rushing with 388 yards on 68 carries and three TDs...also had 26 receptions for 249 yards and one score...rushed 11 times for 62 yards at UNLV (Sept. 15)...had 10 carries for 52 yards and a score at San Jose State (Oct. 12)...scored in consecutive games against Utah State and San Jose State (Oct. 12)...academic all-WAC.

Prep: A 2006 graduate of Damien Memorial School on O'ahu...earned four letters in both football and track...also lettered three years in basketball and one in paddling...a first-team all-state player his senior season...2006 state Offensive Player of the Year...selected to the 2006 Nissan Hall of Honor...two-time state triple-jump champion...the 2005 league Track Athlete of the Year...led team to the 2004 league championship in football...a member of the yearbook staff...senior class president.

Personal: Born in Honolulu, O'ahu...majoring in kinesiology and recreation science...has two older sisters...parents are Marlene and Douglas Pilares of Wahiawā, O'ahu.

CAREER HIGHS

RUSHING
Attempts: 11 at UNLV, 9/15/07
Yards: 85 at Idaho, 9/29/07
Long: 34 vs. San Jose State, 9/27/08
TDs: 2 vs. San Jose State, 9/27/08

Yards: 146 at UNLV, 9/19/09
Long: 41 at UNLV, 9/15/07
Touchdowns: 2 vs. Navy, 11/28/09

RECEIVING

Receptions: 13 at UNLV, 9/19/09

KICKOFF RETURNS
Returns: 2, 2x last at Idaho, 10/17/09
Yards: 52 at Idaho, 10/17/09
Long: 32 at Idaho, 10/17/09
Touchdowns: None

CAREER STATISTICS

RUSHING	G	Att	Yds	TD	Lg	Avg/C	Avg/G
2007	11	68	388	3	29	5.7	35.3
2008	10	56	300	5	34	5.4	30.0
2009	13	1	13	0	13	13.0	1.0
TOTAL	34	125	701	8	34	5.6	20.6

RECEIVING	GP	Rec	Yards	TD	Lg	R/G	Y/R	Y/G
2007	11	26	249	1	41	2.4	9.6	22.6
2008	10	29	246	2	23	2.9	8.5	24.6
2009	13	66	690	4	32	5.1	10.5	53.1
TOTAL	34	121	1185	7	41	3.6	9.8	34.9

KICK RETURNS	G	No.	Yds	TD	Lg	Avg/R	Avg/G
2007	11	0	0	0	0	0.0	0.0
2008	10	0	0	0	0	0.0	0.0
2009	13	7	156	0	32	22.3	12.0
TOTAL	34	7	156	0	32	22.3	4.6



ROYCE POLLARD

Wide Receiver

6-0 ▶ 175 ▶ Junior

San Diego, CA ▶ University City HS



2009 (Sophomore): Appeared in eight games, making two starts at "Z" receiver...totaled 15 receptions for 157 yards...averaged 10.5 yards per catch...also returned 13 kickoffs for a 22.1 return average...career-high seven receptions for 84 yards at Louisiana Tech (Sept. 30)...averaged 24.3 yards on six kickoffs at Louisiana Tech (Sept. 30)...two 40-plus yard kickoff returns...named to the all-WAC academic team.

2008 (Freshman): Saw action in eight games...hauled in four catches for 71 yards...averaged 17.8 yards per catch...two catches for 30 yards vs. San Jose State (Sept. 27)...had a season-long 29-yard reception at Boise State (Oct. 17)...made first career start vs. Idaho (Nov. 29)...caught one pass for 12 yards vs. the Vandals...academic all-WAC...a UH scholar-athlete.

2007: Redshirted.

Prep: A 2007 graduate of University City High School in San Diego, Calif...lettered four years in track and two each in football and basketball...coached by Patrick Coleman in football...named to the all-league first team in football... in track, was an all-league selection while picking up team MVP awards...twice won the league high jump title as a junior and senior...was the 110-meter high hurdle champion in 2007...*San Diego Union-Tribune* scholar-athlete.

Personal: Born in Honolulu, O'ahu...majoring in political science...has one younger brother and one younger sister...parents are Verli-Ann Vrioni of Las Vegas, Nev., and Anthony Pollard of San Diego, Calif.

CAREER HIGHS

RECEIVING

Receptions: 7 at La. Tech, 9/30/09
Yards: 84 at La. Tech, 9/30/09
Long: 29 at Boise State, 10/17/08
Touchdowns: None

KICKOFF RETURNS

Returns: 6 at Louisiana Tech, 9/30/09
Yards: 146 at Louisiana Tech, 9/30/09
Long: 47 at Louisiana Tech, 9/30/09
Touchdowns: None

CAREER STATISTICS

RECEIVING	GP	Rec	Yards	TD	Lg	R/G	Y/R	Y/G
2008	8	4	71	0	29	0.5	17.8	8.9
2009	8	15	157	0	21	1.9	10.5	19.6
TOTAL	16	19	228	0	29	1.2	12.0	14.2

KICK RETURNS	G	No.	Yds	TD	Lg	Avg/R	Avg/G
2008	8	0	0	0	0	0.0	0.0
2009	8	13	287	0	47	22.1	35.9
TOTAL	16	13	287	0	47	22.1	17.9



Class of 2010

◀ KEALOHA PILARES



Class of 2010

ELLIOTT PURCELL



ELLIOTT PURCELL

Defensive Line

6-3 ▶ 255 ▶ Senior

Ewa Beach, O'ahu ▶ Saint Louis School

2009 (Junior): Appeared in all 13 games, making eight starts at defensive end...tallied 30 tackles (14 solo, 16 assisted)...career-high eight tackles, including one for loss at UNLV (Sept. 30)...one quarterback hurry against Central Arkansas (Sept. 4).

2008 (Sophomore): Played in all 14 games...saw heavy time in rotation at defensive end...tallied four tackles, including one solo...posted tackles versus San Jose State (Sept. 27), at Boise State (Oct. 17), at New Mexico State (Nov. 15) and vs. Notre Dame (Dec. 24).

2007 (Freshman): Reserve defensive lineman appeared in one game versus New Mexico State (Oct. 27).

2006: Redshirted.

Prep: A 2006 graduate of St. Louis School on O'ahu...a three-year letterwinner in football as defensive end...part of the 2003 squad that captured the league title and advanced to the state championship...an all-state pick and a two-time all-league selection...named league honorable mention as a junior and second team as a senior...earned all-state honorable mention recognition as a senior from the *Honolulu Star-Bulletin*...also lettered two years in basketball...a member of the Samoan Club...an honor-roll student.

Personal: Born in Honolulu, O'ahu...majoring in sociology...has a son, Taimane...related to former Warriors Amani Purcell, Melila Purcell, Hercules Satele and Samson Satele, and current Warrior Brashton Satele...has two older sisters and two younger brothers...parents are Meafou and Elliott Purcell of Ewa Beach, O'ahu.

CAREER HIGHS

Tackles: 8 at UNLV, 9/19/09
Tackles For Loss: 1.0 at UNLV, 9/19/09
Sacks: None
Interceptions: None

CAREER STATISTICS

DEFENSE	G	UA	A	TOTAL	TFL	SACKS	PD	FF	FR	INT
2007	1	0	0	0	0.0	0.0	0	0	0	0
2008	14	1	3	4	0.0	0.0	0	0	0	0
2009	13	14	16	30	1.0-2	0.0	0	0	0	0
TOTAL	28	15	19	34	1.0-2	0.0	0	0	0	0



CASEY PURDY

Offensive Line
6-4 ▶ 300 ▶ **Sophomore**
Honolulu, O'ahu ▶ **Montana Western**

Prior To UH: Attended Windward Community College in Kane'ohe, O'ahu, for two years...attended Montana

Western in 2006.

Prep: A 2006 graduate of Word of Life Academy in Honolulu...lettered three years in football and two years in basketball and track...named honorable mention in football during his junior year.

Personal: Born in Kailua, O'ahu...plans to major in family resources...has one older brother...parents are Ipo and Stacey Waiwaiole of Waipi'o, O'ahu.



KAPONO RAWLINS-CRIVELLO

Linebacker
6-1 ▶ 240 ▶ **Senior**
Honolulu, O'ahu ▶ **Boise State University**

Prior To UH: Attended Boise State University in Boise, Idaho for two years...red-shirted in 2006, then appeared sparingly as a freshman in 2007...a member of the 2006 team that won the Western Athletic Conference and the Fiesta Bowl.

Prep: A 2006 graduate of Kamehameha Schools-Kapalama in Honolulu...lettered three years in football under coach Kanani Souza...also earned two letters in track and field...member of the 2004 league and state championship football team... a two-time all-league and all-state selection...played in the HUB Goodwill All-Star game...also earned two letters in track and field...a member of the 2005 league and state championship track team...an honor roll student.

Personal: Born in Kaunakakai, Moloka'i...majoring in Hawaiian studies...has one younger brother...parents are David Crivello and Lori-Lei Rawlins-Crivello of Kaunakakai, Moloka'i.



BRENT RAUSCH

Quarterback
6-4 ▶ 180 ▶ **Senior**
Cathedral City, CA ▶ **College of the Desert**

2009 (Junior): Did not play in any games.

2008 (Sophomore): Played in three games...completed 6-of-14 passes for 51 yards...saw first action during season-opener in relief role at Florida (Aug. 30)...completed two passes for 14 yards...completed 1-of-2 passes for 15 yards at New Mexico State (Nov. 8)...completed 3-of-5 passes for 22 yards vs. Idaho (Nov. 22).

Prior To UH: Attended College of the Desert in Palm Desert, Calif., for two years, while playing one season of football...named the 2007 Foothill Conference Player of the Year...completed 201-330 (60 percent) for 2,653 yards and 28 touchdowns...ranked 15th in the state with a passer rating of 152.7...led the conference in total offense (240.8) and ranked second in passing yards per game (236.5)...helped team to a 9-2 record and first-place finish in the Foothill Conference, after winning just one game in 2006...passed for 412 yards and six touchdowns against Grossmont...completed 21-of-28 for 249 yards and four touchdowns versus Chaffey...in season-finale, named MVP of the Golden Empire Bowl...an honor-roll student.

Prep: A 2006 graduate of Desert Chapel High School in Palm Springs, Calif...lettered four years in football...a two-time league MVP and CIF MVP...led squad to two CIF state championships...passed for 2,639 yards and 26 touchdowns as a junior...racked up 2,353 passing yards and 46 touchdowns as a senior...a four-year letterwinner in basketball...earned all-league and all-state first-team honors in both junior and senior seasons...also earned three letters in baseball...an honor-roll student.

Personal: Born in Palm Springs, Calif...majoring in sociology...has two older sisters...parents are Dana and Don Rausch of Cathedral City, Calif.

CAREER HIGHS

RUSHING

Attempts: 1, 3x, last vs. Idaho, 11/22/08
Yards: 4 vs. Idaho, 11/22/08
Touchdowns: None
Long: 4 vs. Idaho, 11/22/08

PASSING

Completions: 3 vs. Idaho, 11/22/08
Attempts: 7 at Florida, 8/30/08
Yards: 22 vs. Idaho, 11/22/08
Touchdowns: None
Interceptions: 1 at Florida, 8/30/08
Long: 15 at New Mexico St., 11/8/08

CAREER STATISTICS

PASSING	G	Att	Cmp	Int	Yds	TD	Lg	Pct	Avg/P	Avg/G	Effic
2008	3	14	6	1	51	0	15	42.9	3.6	17.0	59.2

RUSHING	G	Att	Yds	TD	Lg	Avg/C	Avg/G
2008	3	2	0	0	4	0.0	0.0



HOGAN ROSEHILL

Running Back
6-2 ▶ 225 ▶ **Freshman**
Hilo, Hawai'i ▶ **Kamehameha Schools-Hawai'i**

2009: Redshirted.

Prep: A 2008 graduate of Kamehameha Schools in Kea'au, Hawai'i...a four-sport athlete, lettering in football, basketball, volleyball and track...helped lead team to pair of league titles in football...named first-team all-league and all-state honorable mention at both tight end and defensive line...also a first-team all-state selection in basketball...led team to league championship and state runner-up finish as a senior.

Personal: Born in Hilo, Hawai'i...major is undecided...has two sisters...cousin of former Warrior Olen Rosehill (1997-99)...parents are Tana and Robert Rosehill of Hilo, Hawai'i.



Class of 2010

◀ BRENT RAUSCH



GREG SALAS

Slot Receiver

6-2 » 200 » Senior

Chino, CA » Chino HS



Follow Greg in 2010 at:
CatchGregSalas.com



2009 (Junior): Named to Phil Steele's All-America fourth team and honorable mention by SI.com...first-team all-WAC... selected to the watch list for the Fred Biletnikoff Award...finished fourth nationally in receiving yards per game (122.3) and sixth in receptions per game (8.15), both of which led the WAC...tallied 100-plus yards receiving in eight games...team-high 106 catches for 1,590 yards and eight touchdowns on the year...the 1,590 receiving yards is the second-highest single-season total in school history...one of only four players to reach 100 catches in a season...averaged 15.0 yards per catch...had 17 catches of 25-plus yards...set new school record with 16 receptions against New Mexico State (Nov. 14)...racked up a career-high 196 yards and a touchdown in the win over the Aggies...tallied seven catches for 180 yards and one touchdown in season-opening win over Central Arkansas (Sept. 4) which earned WAC Player of the Week (Sept. 7)...hauled in a 66-yard catch to set up UH's game-winning score late in the fourth quarter and had three catches of 35 yards or more against the Bears...posted seven catches for 195 yards and a touchdown in win at Washington State (Sept. 12)...four catches of 25-plus yards versus the Cougars, including a long of 61 yards...had six catches for 104 yards and a career-high two touchdowns at UNLV (Sept. 19)...had a 54-yard touchdown vs. the Rebels, the longest scoring play of his career...tallied six catches for 122 yards, including a 40-yard reception at Louisiana Tech (Sept. 30)...10 catches for 111 yards at Idaho (Oct. 17)...nine catches for 90 yards vs. No. 6 Boise State (Oct. 24)...eight catches for 96 yards at Nevada (Oct. 31)...10 catches for 187 yards and two touchdowns in homecoming win over Utah State (Nov. 7)...10 catches for 147 yards in win over Navy (Nov. 28)...has caught a pass in 27 straight games dating back to last season.

2008 (Sophomore): Started all 14 games at wideout...caught 57 passes for a team-high 831 yards...scored three touchdowns...averaged 14.6 yards per catch...caught at least one pass in all 14 games...eight catches of 25 yards or longer...scored UH's first touchdown of the season on a 13-yard pass from Inoke Funaki in season-opener at Florida (Aug. 30)...scored second touchdown of the season on a 25-yard pass from Funaki in win over Louisiana Tech (Oct. 11)...finished with 81 yards receiving vs. the Bulldogs... seven catches for 91 yards in win at New Mexico State (Nov. 8)...set career marks with seven catches for 131 yards and one touchdown versus Washington State (Nov. 29)...had a career-long 48-yard catch in the win...seven catches and 71 yards vs. Notre Dame in Sheraton Hawai'i Bowl (Dec. 24).

2007 (Freshman): Appeared in eight games at wideout...posted three catches for 35 yards and one touchdown for the year...caught two passes, including 24-yard touchdown reception in first career game versus Northern Colorado (Sept. 1)...also had a catch in win over Charleston Southern (Sept. 22).

2006: Redshirted.

Prep: A 2006 graduate of Chino High School in California...lettered in football and track...was an all-league selection, while playing both defensive back and receiver.

Personal: Born in Chino, Calif...majoring in sociology...has two brothers...parents are Teri Maldonado and Mark Salas of Chino, Calif.

CAREER HIGHS

RECEIVING

Rec.: 16 vs. New Mexico St., 11/14/09
Yards: 196 vs. New Mexico St., 11/14/09
Long: 66, last vs. Cen. Arkansas, 9/4/09
TDs: 2 at UNLV, 9/19/09

PUNT RETURNS

Returns: 2, 2x, last at Idaho, 10/17/09
Yards: 44 vs. Fresno State, 10/10/09
Long: 32 vs. Fresno State, 10/10/09
TD: None

CAREER STATISTICS

RECEIVING	GP	Rec	Yards	TD	Lg	R/G	Y/R	Y/G
2007	8	3	35	1	24	0.4	11.7	4.4
2008	14	57	831	3	48	4.1	14.6	59.4
2009	13	106	1590	8	66	8.2	15.0	122.3
TOTAL	35	166	2456	12	66	4.7	14.8	70.2

PUNT RET.	G	No.	Yds	TD	Lg	Avg/R	Avg/G
2009	13	5	57	0	32	11.4	4.4



LIKO SATELE

Defensive Line

6-2 ▶▶ 260 ▶▶ Junior

Honolulu, O'ahu ▶▶ Lambuth University



2009 (Sophomore): Appeared in all 13 games, making six starts at defensive end...tallied 20 tackles (13 solo, 7 assisted), one pass break-up and three quarterback hurries...had one sack for a loss of eight yards at Washington State (Sept. 12)...career-high four tackles against Central Arkansas (Sept. 4)...named to the all-WAC academic team.

2008 (Sophomore): Redshirted.

Prior To UH: Attended Lambuth University in Jackson, Tenn...appeared in four games...played primarily on special teams, recording five tackles.

Prep: A 2007 graduate of Word of Life Academy in Honolulu, O'ahu... a two-time all-league selection in football playing for Pac-Five...played both defensive line and running back for the Wolf Pack...also earned two letters each in basketball and track...participated in the discus on the track team.

Personal: Born in Wahiawa, O'ahu...given name is Landon Laliko...majoring in sociology...is the cousin of former Warriors Samson and Hercules Satele, and Melila Purcell...has one sister and three brothers...older brother Brashton is a former Warrior linebacker...son of former UH and San Diego Charger Alvis Satele and former UH volleyball player Lee Ann (Pestana) Satele of Mililani, O'ahu.

CAREER HIGHS

Tackles: 4 vs. Central Arkansas, 9/4/09

Tackles For Loss: 1.0 at Washington State, 9/12/09

Sacks: 1.0 at Washington State, 9/12/09

Interceptions: None

CAREER STATISTICS

DEFENSE	G	UA	A	TOTAL	TFL	SACKS	PD	FF	FR	INT
2009	13	13	7	20	1.0-8	1.0-8	1	1	0	0



CAYMAN SHUTTER

Quarterback

6-1 ▶▶ 190 ▶▶ Freshman

Kailua, O'ahu ▶▶ Punahou School



2009: Redshirted.

Prep: A 2009 graduate of Punahou School in Honolulu...earned three varsity letters in football...passed for 2,403 yards and 28 touchdowns as a senior...named to *The Honolulu Advertiser* all-state first team and *Honolulu Star-Bulletin* all-state second team...led Punahou School to the school's first state football championship...threw for 400 yards and two scores and rushed for another in the championship game...the 400 yards was a state championship game record...led state in passer rating (186.1) and completion percentage (65%) as a junior in 2007...threw for 21 touchdowns in only 133 pass attempts...named all-state honorable mention and team's MVP that season...played in the inaugural Hawai'i/Polynesia-Mainland Bowl in 2008...named the quarterback MVP of the 2008 Oregon Nike Camp...also named top quarterback at the 2007 Arizona State Camp.

Personal: Born in Regina, Saskatchewan, Canada...intends to major in English...has one younger sister...parents are Maureen MacLeod and Darryl Shutter of Kailua, O'ahu.



MANA SILVA

Safety

6-1 ▶▶ 220 ▶▶ Senior

Hilo, Hawai'i ▶▶ Oregon State University



2009 (Junior): Appeared in all 13 games, starting 10 games at free safety...tallied 74 tackles (47 solo, 27 assisted), including two tackles for losses, four pass break-ups and one quarterback hurry...led the team and the WAC and ranked 11th nationally with six interceptions...tied for sixth in the WAC with 10 passes defended...two interceptions at Washington State (Sept. 12)...career-high 10 tackles against Central Arkansas (Sept. 4)...named to the all-WAC academic team.

2008 (Sophomore): Played in 11 games, mostly on special teams...recorded 10 tackles, including eight solo...season-high three tackles in win over Louisiana Tech (Oct. 11)...also had a pass break-up versus Weber State (Sept. 6)...academic all-WAC...a UH scholar-athlete.

2007 (Freshman): Sat out due to NCAA transfer rules.

Prior To UH: Attended Oregon State University in Corvallis, Ore., in 2006...red-shirted.

Prep: A 2006 graduate of Kamehameha Schools in Kea'au, Hawai'i...lettered three times in football and basketball...an all-state football player under head coach Ulima Afoa...also a three-time letterman in baseball, garnering all-state honors under head coach Andy Correa...also lettered twice in track...was a member of the football, basketball and baseball league championship teams.

Personal: Born in Hilo, Hawai'i...majoring in psychology...has a wife Keilah and son, Kauahe...has one brother and one sister...parents are Maurice and Lily-Ann Silva of Hilo, Hawai'i.

CAREER HIGHS

Tackles: 10 vs. Central Arkansas, 9/4/09

Tackles For Loss: 1.0 vs. Utah State, 11/7/09

Sacks: None

Interceptions: 2 at Washington State, 9/12/09

CAREER STATISTICS

DEFENSE	G	UA	A	TOTAL	TFL	SACKS	PD	FF	FR	INT
2008	11	8	2	10	0.0	0.0	1	0	0	0
2009	13	47	27	74	2.0-2	0.0	10	0	0	6
TOTAL	24	55	29	84	2.0-2	0.0	11	0	0	6





EARVIN SIONE

Defensive Line
6-5 ▶ 190 ▶ **Sophomore**
Honolulu, O'ahu ▶ McKinley HS



2009 (Freshman): Appeared in two games – at Nevada (Oct. 31) and New Mexico State (Nov. 14) – as a reserve lineman.

Prep: A 2008 graduate of McKinley High School in Honolulu, O'ahu...a four-sport athlete... earned three letters in football...suited up both ways as a junior and senior, playing wide receiver and defensive back...moved to quarterback as a senior...earned all-league mention...participated in the 2007 HUB Goodwill Senior Bowl...also an all-league performer in basketball...led team to 2007 Division II state basketball championship...named MVP of the tournament...also lettered in volleyball and track...earned first-team all-league honors in volleyball.

Personal: Born in Honolulu, O'ahu...nickname is "Earv"...intends to major in communications...related to entertainer and former football player Dwayne "The Rock" Johnson... has two brothers and one sister... parents are Dolly Ann Sione and Sione Sione of Honolulu, O'ahu.



SPENCER SMITH

Safety
5-11 ▶ 205 ▶ **Senior**
Marietta, GA ▶ Kell HS



2009 (Junior): Started all 13 games at "SAM"...tallied 77 total tackles (52 solo, 25 assisted), including three tackles for losses totaling 12 yards...had one interception against Washington State (Sept. 12)...led the team with seven pass break-ups...team-high 12 tackles at Idaho (Oct. 17)...career-high two tackles for loss and one sack against Wisconsin (Dec. 5)...three games with 10-plus tackles...had 11 tackles against Louisiana Tech (Sept. 30) and 10 each in season-opener against Central Arkansas (Sept. 4) and season-finale against Wisconsin...named to the all-WAC academic team.

2008 (Sophomore): Played in all 14 games...a regular on kick coverage...tallied 12 tackles on the year, including 9 solo...three solo tackles in win over Idaho (Nov. 22)...academic all-WAC...a UH scholar-athlete.

2007 (Freshman): Appeared in 10 games on special teams and as back-up safety... had season-high two tackles at San Jose State (Oct. 12) and Washington (Dec. 1).

2006: Redshirted.

Prep: A 2006 graduate of Carlton J. Kell High School in Marietta, Ga...earned four letters in football and three in wrestling...garnered Cobb County Defensive Back of the Year...team MVP...his wrestling team won the regional championship...a member of the honor roll and recipient of the Principal's Award.

Personal: Born in Clearwater, Fla...majoring in sociology...parents are Ginna and Mel Smith of Marietta, Ga.

CAREER HIGHS

Tackles: 12 at Idaho, 10/17/09

Tackles For Loss: 2.0 vs. Wisconsin, 12/5/09

Sacks: 1.0 vs. Wisconsin, 12/5/09

Interceptions: 1 at Washington State, 9/12/09

CAREER STATISTICS

DEFENSE	G	UA	A	TOTAL	TFL	SACKS	PD	FF	FR	INT
2007	10	7	0	7	0.0	0.0	0	0	0	0
2008	14	9	3	12	0.0	0.0	0	0	0	0
2009	13	52	25	77	3.0-12	1.0-8	8	1	0	1
TOTAL	37	68	28	96	3.0-12	1.0-8	8	1	0	1



STEVE STEPTER

Safety
5-9 ▶ 185 ▶ **Sophomore**
Los Angeles, CA ▶ Crenshaw HS




2009 (Freshman): Appeared in one game against Navy (Nov. 28) on special teams.

2008: Redshirted.

Prep: A 2007 graduate of Crenshaw High School in Los Angeles, Calif...earned four varsity letters in football...led team to 2005 city championship...a two-time all-city selection...named all-league as a senior, after tallying 79 tackles, five interceptions and seven pass break-ups...also earned four varsity letters in track.

Personal: Born in Los Angeles, Calif...majoring in sociology...has one younger sister... parents are Jackie Milton and Steven Stepter of Los Angeles, Calif.



BILLY RAY STUTZMANN

Wide Receiver
6-0 ▶ 165 ▶ **Freshman**
Honolulu, O'ahu ▶ Saint Louis School



2009: Redshirted.

Prep: A 2009 graduate of St. Louis School in Honolulu...earned three varsity letters in football...named one of the top 100 players in the Northwest...ranked the sixth-best recruit from the state of Hawai'i...a three-time all-state and all-league selection... named to The Honolulu Advertiser and Honolulu Star-Bulletin all-state first teams as a senior...earned second-team all-state honors from the Honolulu Star-Bulletin and honorable-mention all-state from The Honolulu Advertiser as a junior...helped lead Crusaders to back-to-back league titles and state championship game appearances in 2006 and '07...finished his career with 115 receptions for 1,686 yards and 18 touchdowns...played in the inaugural Hawai'i/Polynesia-Mainland Bowl in 2008...also earned three letters in track...won the 2007 league title in the 100-meters and 200-meters in track...finished third in the state in 200-meters the same year...an all-state selection in 2006...an honor-roll student.

Personal: Born in Garden City, N.Y...nickname is "Stutz"...intends to major in psychology...older brother Craig is a former Warrior receiver...parents are Ramona and William Stutzmann of Honolulu.



Class of 2010
SPENCER SMITH



ALEMA TACHIBANA

Linebacker
6-2 ▶ 215 ▶ Freshman
Kahuku, O'ahu ▶ Kahuku HS

2009: Redshirted.

Prep: A 2008 graduate of Kahuku High School on O'ahu...earned four varsity letters in football...member of back-to-back league and state championship teams in 2005 and '06...named team's Best Defensive Lineman both of those seasons...also played linebacker for the Red Raiders...named second-team all-league as a senior...rated one of the top linebacker recruits in the state of Hawai'i...also earned three letters in basketball and two in track...member of the 4x100-meter relay team that captured the conference championship.

Personal: Born in Honolulu, O'ahu...majoring in sociology...has one older brother and one older sister...parents are LeAnn and Darrell Tachibana of Hau'ula, O'ahu.



MIKE TINOCO

Wide Receiver
6-2 ▶ 200 ▶ Junior
Mission Viejo, CA ▶ Saddleback CC

2009 (Junior): Appeared in two games as a reserve wide receiver.

2008: Redshirted.

Prior To UH: Attended Saddleback Community College in Mission Viejo, Calif., for two seasons...a second-team all-conference selection in 2007...had 32 receptions for 482 yards and three touchdowns...posted 20 catches for 220 yards in 2006 to help team to conference championship.

Prep: A 2005 graduate of Tesoro High School in Rancho Santa Margarita, Calif...earned three varsity letters in football...a two-time first-team all-league pick...posted 125 catches for 1,750 yards and 22 touchdowns during his career...helped team to 2004 CIF championship as a senior after recording 50 catches for 800 yards and 10 touchdowns...also lettered in track.

Personal: Born in Anaheim, Calif...majoring in business...has three younger brothers and one younger sister...parents are Ingrid Murphy of Ladera Ranch, Calif., and Victor Tinoco of Henderson, Nev.



ADRIAN THOMAS

Offensive Line
6-6 ▶ 310 ▶ Senior
Bangor, NSW, Australia ▶ Gynea Tech HS

2009 (Junior): Appeared in three games, making two starts at right tackle.

2008 (Sophomore): Appeared in two games as a reserve tackle and special teams player...saw time against Louisiana Tech (Oct. 11) and Idaho (Nov. 22).

2007 (Freshman): Member of the scout team.

2006: Redshirted.

Prep: A 2006 graduate of Gynea Technology High School in Sydney, Australia...lettered four years in both football and rugby, while earning two letters in soccer...was an all-state selection and picked for the NSW Under-19 Australian Team.

Personal: Born in Sydney, Australia...majoring in communication...has one brother and one sister...parents are Carol and Graham Thomas of Sydney, Australia.



BRONSON TIWANAK

Offensive Line
6-1 ▶ 310 ▶ Senior
'Aiea, O'ahu ▶ Fresno City College

2009 (Junior): Member of the scout team.

Prior To UH: Attended Fresno City College in California for two seasons...named all-conference...teammate of current Warrior Bryant Moniz.

Prep: A 2006 graduate of Damien Memorial High School in Honolulu...earned three varsity letters in football...played mostly at center for the Monarchs...participated in the 2005 HUB Goodwill Senior Bowl...also earned three letters in soccer and one in track and field.

Personal: Born in Honolulu, O'ahu...majoring in sociology...has one brother...parents are Teresa and Michael Tiwanak of 'Aiea, O'ahu



Class of 2010
ADRIAN THOMAS



ALASI TOILOLO

Defensive Line
6-3 ▶ 255 ▶ Junior
Kapolei, O'ahu ▶ Kapolei HS

2009 (Sophomore): Played in the season opener against Central Arkansas (Sept. 4) as a reserve lineman.

2008 (Freshman): Reserve defensive lineman saw action in two games...appeared in games versus Weber State (Sept. 6) and Idaho (Nov. 22)...a UH scholar-athlete.

2007: Redshirted.

Prep: A 2006 graduate of Kapolei High School on O'ahu...lettered three years in football and one in track...coached on the gridiron by Darren Hernandez...second-team all-league...named the Hurricane's Most Valuable Defensive Lineman in 2005...participated in both the HUB Goodwill Senior Bowl and Samoan Bowl in 2006...an honor-roll student...belonged to the Polynesian Club...an Eagle Scout.

Personal: Born in Seattle, Wash...majoring in sociology...has three brothers and two sisters...parents are Ann and Alasi Toilolo of Kapolei, O'ahu.





AULOLA TONGA

Linebacker
6-3 ▶ **220** ▶ **Sophomore**
La'ie, O'ahu ▶ **Kahuku HS**

2009 (Freshman): Appeared in 10 games primarily on special teams.

Prep: A 2009 graduate of Kahuku High School on O'ahu...multi-sport athlete who lettered in football (4), basketball (4), track and field (2), baseball (1) and volleyball (1)...named one of the top 100 players in the Northwest...selected to The Honolulu Advertiser and Honolulu Star-Bulletin Division I all-state first teams as a senior...led the team with six interceptions as a senior...member of the 2008 OIA championship football team...named Honolulu Advertiser all-state honorable mention as a junior...played in the Hawai'i/Polynesia-Mainland Bowl...member of the 2009 OIA championship basketball team...ran the 100-meters and was a member of the 4x100-meter relay team in track.

Personal: Born in Honolulu, O'ahu...has three sisters...parents are Soko and Aulola Tonga, Sr., of La'ie, O'ahu.



TUI'ATUA TUIASOSOPO

Offensive Line
6-0 ▶ **300** ▶ **Sophomore**
Ewa Beach, O'ahu ▶ **St. Louis School**

2009 (Freshman): Member of the scout team.

2008: Redshirted...a UH scholar-athlete.

Prep: A 2008 graduate of St. Louis School in Honolulu, O'ahu...a three-year letterwinner in football...two-year scholar-athlete and team captain as a senior...led squad to back-to-back league titles and state runner-up finishes in 2006 and '07...a first-team all-state selection as a senior and a second-team pick as a junior...also a two-time all-league pick, earning first-team honors in both his junior and senior seasons...participated in the HUB Goodwill Senior Bowl...named offensive line MVP at the 2006 All Poly and University of Utah camps...strongest athlete at the 2006 Hawai'i Athletes in Action Combine and second strongest at the 2006 U.S. Army All-American Football Combine in San Antonio, Texas...rated the top offensive line prospect in the state of Hawai'i...a 2008 Lumana'i Scholarship Award recipient and National Football Collegiate Hall of Fame scholar-athlete...a member of the President's List, maintaining a grade-point-average above 4.0.

Personal: Born in Oceanside, Calif...majoring in history...father Ana played for Hawai'i and the NFL's Kansas City Chiefs...has one older brother, Ana, Jr., who currently plays for New Mexico State...parents are Lua and Ana Tuiasosopo, Sr., of Ewa Beach, O'ahu.



RICHARD TORRES

Safety
5-8 ▶ **175** ▶ **Junior**
Kahuku, O'ahu ▶ **Kahuku HS**

2009 (Sophomore): Appeared in all 13 games, making seven starts at free safety...tallied 44 tackles (30 solo, 14 assisted),

including two for loss...had one interception at UNLV (Sept. 19)...also recorded one pass break-up, one quarterback hurry, one forced fumble and one fumble recovery...career-high eight tackles against Boise State (Oct. 24)...six tackles each against Utah State (Nov. 7) and at San Jose State (Nov. 21).

2008 (Freshman): Played in 10 games...saw most action on kick coverage, while also seeing time at defensive back...recorded seven tackles, including five solo...three tackles against Idaho (Nov. 22) and two tackles, including one for-a-loss versus Washington State (Nov. 29)...returned two kicks for 49 yards...had a 25-yard return versus Idaho and 24-yard return against Notre Dame in Sheraton Hawai'i Bowl (Dec. 24)...academic all-WAC...a UH scholar-athlete.

Prep: A 2007 graduate of Kahuku High School on O'ahu...earned four varsity letters in football...member of back-to-back state championship squads (2005 and '06)...earned second-team all-state honors as a senior...also was a state champion in judo and wrestling...a four-time league champion and two-time state champion in wrestling...won a state championship in judo as a senior.

Personal: Born in Kahuku, O'ahu...majoring in family resources... has one older brother and one older sister...father is the head coach of Kahuku High School...parents are Lita and Reggie Torres of Kahuku, O'ahu.

CAREER HIGHS

Tackles: 8 vs. Boise State, 10/24/09

Tackles For Loss: 1.0, 2x, last vs. Utah State, 11/7/09

Sacks: None

Interceptions: 1 at UNLV, 9/19/09

CAREER STATISTICS

DEFENSE	G	UA	A	TOTAL	TFL	SACKS	PD	FF	FR	INT
2008	10	5	2	7	1.0-1	1.0-1	0	0	0	0
2009	13	30	14	44	2.0-5	0.0	2	1	1	1
TOTAL	23	35	16	51	3.0-6	1.0-1	2	1	1	1



KANIELA TUIPULOTU

Defensive Line
6-2 ▶ **300** ▶ **Junior**
Lahaina, Maui ▶ **University of Arizona**

2009: Sat out due to NCAA transfer rules.

Prior To UH: Attended the University of Arizona where he lettered two years in football...held on to top role at nose tackle for most of his sophomore year...had seven starts in 11 games played...career-high four tackles including a tackle-for-loss at New Mexico...had three hits against UCLA...played in seven games as a true freshman...credited with one tackle against Arizona State.

Prep: A 2007 graduate of Kahuku High School in La'ie, O'ahu...two-time *Honolulu Advertiser* all-state defensive lineman and OIA all-star selection...*Honolulu Star-Bulletin* first-team all-state in 2006... PrepStar All-America and All-West...SuperPrep All-Farwest...Polynesian youth support group Big7Gridiron.com Super 7...received votes in Long Beach Press-Telegram's Best in the West poll of college recruiters...considered among the state's top prospects and among Maui's top prospects ever... PrepNation.com Hawai'i player of the year...member of back-to-back state championship teams.

Personal: Born in Lahaina, Maui...majoring in sociology...has two older sisters and one younger sister...mom is former canoe racer and dad was a rugby player on elite Tongan and New Zealand club teams, including a World Cup appearance...cousin of former UA star and current Los Angeles Laker Luke Walton...parents are Penny Guth-Tuipulotu and Taniela Tuipulotu of Lahaina, Maui.





KAMALU UMU

Defensive Line

6-2 ▶▶ 295 ▶▶ Senior

Kapa'a, Kaua'i ▶▶ Charleston Southern

2009: Sat out due to NCAA transfer rules.

Prior To UH: Played one season for Charleston Southern in South Carolina...tallied 14 tackles, two fumble recoveries and one interception in 12 games played...prior to CSU, attended Arizona Western in Yuma, Ariz. for two years...was a second-team all-league selection.

Prep: A 2006 graduate of Saint Louis School in Honolulu, O'ahu...lettered three years in football and two in basketball...member of two league championship teams...a two-time all-league selection...also earned second-team all-state honors as a senior.

Personal: Born in Kapa'a, Kaua'i...majoring in sociology...has one sister...has a wife, Rain, and son, Tewai...parents are Malu Umu and Marlo Alaipalelei of Kapa'a, Kaua'i.



four on punts and two on kickoffs...earned all-state and all-region honors...also named team MVP and Most Inspirational Player as a senior...limited to just three games as a junior due to injury...earned all-region honors as starting safety as a sophomore...played freshman season at Lancaster High School in California...team captain on a squad that finished fourth in the CIF West...earned all-CIF second-team honors as a special teams standout...also played two years of baseball and three years of track at Judge Memorial...helped lead baseball team to 3A state championship game as a pitcher and left fielder...part of the state champion 4x100-meter and 4x400-meter relay teams...finished second in the state in the long jump two straight years.

Personal: Born in Lancaster, Calif...nickname is "Lew-Walk"...majoring in speech...has three brothers, two older and one younger...older brother Johnny played receiver at Colorado State...resides with aunt and uncle, Lori and Lewis Walker of Salt Lake City, Utah...parents are Terri and Johnny Walker of Salt Lake City, Utah.

CAREER HIGHS

Tackles: 3 vs. Boise State, 10/24/09

Tackles For Loss: 1.0 at Nevada, 10/31/09

Sacks: 1.0 at Nevada, 10/31/09

Interceptions: None

CAREER STATISTICS

DEFENSE	G	UA	A	TOTAL	TFL	SACKS	PD	FF	FR	INT
2009	12	7	1	8	1.0-8	1.0-8	1	0	0	0



DREW UPERESA

Offensive Line

6-2 ▶▶ 280 ▶▶ Sophomore

Hau'ula, O'ahu ▶▶ Punahou School

2009 (Freshman): Member of the scout team.

2008: Redshirted.

Prep: A 2007 graduate of Punahou School in Honolulu, O'ahu...earned three varsity letters in football...a two-year starter at left tackle...helped Punahou to league title and state runner-up finish as a junior...earned first-team all-league honors and third-team all-state honors as a senior...lettered three years in track...a two-time all-league champion in shot put...state runner-up in the shot put as a senior...helped lead Punahou to the 2007 track and field state championship...also lettered two years in basketball.

Personal: Born in Fullerton, Calif...majoring in sociology...older brother is former Warrior offensive tackle Dane Uperesa...parents are Deanna and Kevin Uperesa of Hau'ula, O'ahu.



CHAUNCY WINCHESTER-MAKAINAI

Offensive Line

6-4 ▶▶ 330 ▶▶ Freshman

Kailua, O'ahu ▶▶ Kailua HS

2009: Redshirted.

Prep: A 2009 graduate of Kailua High School on O'ahu...lettered in football, basketball and track...named an all-state first team offensive lineman by both *The Honolulu Advertiser* and *Honolulu Star-Bulletin* as a senior...also a first-team all-league selection...rated as a selected to play in the inaugural Hawai'i/Polynesia-Mainland Bowl...rated as a top 100 player by Tom Lemming...2009 state champion in both the shot put and discus...also captured conference championship in shot put with a record-throw of 57'5"...a member of the JROTC...an honor-roll student.

Personal: Born in Honolulu, O'ahu...intends to major in engineering...cousin of former UH women's volleyball player SyRina Makainai...has one older brother and one younger sister...parents are Danielle Winchester-Makainai and Clyde Makainai of Kailua, O'ahu.



LEWIS WALKER

Cornerback

5-11 ▶▶ 175 ▶▶ Sophomore

Salt Lake City, UT ▶▶ Judge Memorial HS

2009 (Freshman): Appeared in 12 games as a reserve defensive back...had seven solo and one assisted tackle, and one pass break-up...one sack at Nevada (Oct. 31)...career-high three tackles against Boise State (Oct. 24).

2008: Redshirted.

Prep: A 2008 graduate of Judge Memorial High School in Salt Lake City, Utah...rated as the fourth-best recruit out of Utah and ranked 42nd nationally as a defensive back...earned four varsity letters in football...helped lead Judge Memorial to three straight playoff appearances, including the 3A state championship in 2007...played both safety and running back as a senior captain...totaled 94 tackles for a 7.8-per game average and added two interceptions...rushed 74 times for 780 yards and 13 touchdowns...three 100-yard rushing games...had 19 receptions for 361 yards and four scores...accumulated 1,100 all-purpose yards as a return man with six touchdown returns, including



KODY AFUSIA


Offensive Line

6-3 ▶ 305 ▶ Freshman

Midway City, CA ▶ Ocean View HS

Prep: A 2010 graduate of Ocean View High School in Huntington Beach, Calif... earned three varsity letters in football...played both sides of the ball as an offensive guard and center and defensive tackle...named first-team all-league as a junior and senior...named league's defensive player of the year as senior...a team co-captain... selected to the all-CIF Southern Division first team on offense as junior... named MVP of the 2010 SoCal Polynesian Football Classic...competed two seasons in wrestling, where he compiled a 42-11 record in the 285-pound division...named team's MVP...also lettered two years in track and field.

Personal: Born in Fountain Valley, Calif...intends to major in business...cousin of fellow 2010 recruit Dave Lefotu...sister, Nikole, plays softball at Arizona State...parents are Lee and Tricia Afusia of Midway City, Calif.



DARIUS BRIGHT

Wide Receiver

6-5 ▶ 225 ▶ Junior

Fayetteville, NC ▶ City College of San Francisco

Prior to UH: Played two seasons for City College of San Francisco in California... caught 21 passes for 227 yards and four TDs in eight games in 2009.

Prep: A 2007 graduate of Cape Fear High School in Fayetteville, N.C...lettered four years in basketball and one year in football and track...played both wide receiver and defensive end for the football team... tallied 45 catches for nearly 500 yards and six touchdowns...averaged 20.1 yards per catch...was named first-team all-conference as a wide out...also earned first-team all-conference honors as a power forward for Cape Fear basketball team...scored 402 points as the school won the conference championship.

Personal: Born in Fayetteville, N.C...majoring in history...has one older sister and one older brother...has a son, Darius Bright II...mother is Priscilla Sanders of Fayetteville, N.C..

SIAKI CRAVENS

Linebacker

6-3 ▶ 240 ▶ Sophomore

Temecula, CA ▶ Long Beach CC

Prior To UH: Played one season at Long Beach City College...recorded 37 tackles, including four for loss, three sacks, two pass breakups, four quarterback hurries and one forced fumble in 2009...attended Utah as a freshman and redshirted during the 2008 Sugar Bowl season.

Prep: A 2008 graduate of Temucula Valley High in California...lettered four years in football...played defensive end his first two seasons before playing wide receiver his junior and senior seasons...a two-time all league-selection...also played three seasons of basketball...named to the all-CIF, all-valley and all-league teams and member of two league championship teams in basketball...a four-year honor roll student.

Personal: Born in Los Angeles, Calif...intends to major in history...cousins Jordan (USC) and Colby Cameron (Louisiana Tech) both play Division I football...has two brothers and two sisters...parents are Kevin and Yolanda Cravens of Temecula, Calif.

55

DESMOND DEAN

Defensive Line

6-7 ▶ 220 ▶ Freshman

Tyler, TX ▶ John Tyler HS

Prep: A 2010 graduate of John Tyler High School in Tyler, Texas...a three-sport athlete who lettered in football, basketball and track...played football for one of the top-rated schools in Texas...helped lead team to District 11-5A league championship with a 12-2 record...earned all-state and all-district first-team honors...also honorable mention all-East Texas...finished the 2009 regular season with 25 tackles, including 12 tackles-for-loss, six sacks, and 20 quarterback pressures...ran track, earning all-district honors...was the anchor of the 4x100-meter relay team...also lettered in basketball.

Personal: Born in Frostproof, Fla...intends to major in history...grandfather, Fred, played for the Washington Redskins and was an original member of the infamous Hogs offensive line that won the 1983 Super Bowl...father, Edward, played football for Florida A&M, while uncle Jason Dean was an All-American offensive lineman for South Carolina...parents are Edward Dean and Vicky Smith of Tyler, Texas.

18

DUSTIN ELISARA

Linebacker

6-1 ▶ 250 ▶ Freshman

Kapolei, O'ahu ▶ Kapolei HS

Prep: A 2010 graduate of Kapolei High School on O'ahu...earned three varsity letters in football...a two-way player who lined up at linebacker and fullback...rated the 32nd best middle linebacker and ninth best fullback in the country by one scouting service...ranked No. 36 recruit in the Northwest region and 15th best in the state of Hawai'i...led the team with 89 tackles in 2009...also had two sacks and two interceptions...named team's defensive MVP as a senior and most improved defensive player as a junior...competed in the Max Emfinger All-American Bowl in Austin, Texas, where he had eight tackles and was named most valuable middle linebacker...also earned letters in baseball and volleyball.

Personal: Born in Honolulu, O'ahu...intends to major in pre-medicine...has one brother and one sister...parents are Philip and Rebecca Elisara of Kapolei, O'ahu.

58

54

TYLER HADDEN

Placekicker

6-0 ▶ 180 ▶ Freshman

Whittier, CA ▶ California HS

Prep: A 2010 graduate of California High School in Whittier, Calif...earned three varsity letters in football...as a senior converted 13-of-15 field goals with a long of 50 yards...registered a career-long punt of 61 yards...recorded 51 touchbacks for a 70 percent rate...set single-season records for field goals (13) and PATs (44)...also set new school marks for field goals (4) and PATs (8) in a game...named all-league as both a kicker and punter...named to the all-CIF Southeast Division first team, all-area first team and all-mid-valley first team...a 605 all-star selection...part of two league championship squads...as a senior, helped team advanced to the semifinals of the Southeast Division playoffs...rated as the No. 10 kicker in the nation and the No. 1 high school kicker in the state of California by Chris Sailer Kicking...participated in the National Kicking Camp and was selected to the "Top 12" in the seniors/junior college/transfers category...also a two-year letterwinner in soccer.

Personal: Born in Whittier, Calif...intends to major in business...has two older sisters...mother, Tammy, played collegiate softball for Cal State Fullerton...parents are Tim and Tammy Hadden of Whittier, Calif.

27

JOHN HARDY-TULIAU

Cornerback

6-1 ▶ 175 ▶ Freshman

Temecula, CA ▶ Vista Murrieta HS

Prep: A 2010 graduate of Murrieta, Calif...earned three varsity letters in football...two-time all-league performer...helped lead team to two league titles...as a senior, had league-leading 10 interceptions in 14 games and returned three for touchdowns...also had 65 tackles and five blocked kicks...named to MaxPrep's All-California Division I second team and all-CIF Southern Section...also selected to Riverside Press-Enterprise all-area team and all-Inland Valley County...helped team finish with a perfect 10-0 league record...blocked 26 kicks during his varsity career, a new state record...also had 18 career interceptions, 140 career tackles, scored 10 touchdowns and set a school record with 38 career starts...competed in the Inland Empire All-Star Classic...an honor roll student.

Personal: Born in Whittier, Calif...intends to major in computer science...father, John Hardy, played college football at California and two seasons with the NFL's Chicago Bears...has five brothers and two sisters...parents are Kenneth and Alisa Tuliau of Temecula, Calif.

DAVE LEFOTU

Offensive Line

6-3 ▶ 295 ▶ Freshman

Pearl City, O'ahu ▶ Pearl City HS

Prep: A 2010 graduate of Pearl City High School on O'ahu...competed in football, wrestling and track and field...a four-year starter for the Chargers in football...defensive captain as a freshman while starting at tackle...moved to offensive line as a junior and played on both sides of the ball as a senior...as a senior, named *The Honolulu Advertiser* Division II honorable mention all-state...also earned all-league honors and named team's Offensive Player of the Year...rated No. 33 best recruit in the Northwest region...ranked 18th best offensive guard in the country...named most improved player at the 2008 Brian Derby Offensive Linemen Camp...lettered two years in track, participating in the shot put and discus...part of the 2008 wrestling squad that captured a division championship.

Personal: Born in America Samoa...intends to major in engineering...has one brother and two sisters...cousin of former Warrior defensive lineman John Fonoti and fellow 2010 recruits Kody Afusia and T.J. Taimatua...uncle Kili Lefotu played for the University of Arizona and the Washington Redskins...parents are Tulia and Peaoe Lefotu of Waipahu, O'ahu.

FRANK LOYD JR.

Offensive Line

6-3 ▶ 285 ▶ Freshman

'Aiea, O'ahu ▶ Moanalua HS

Prep: A 2010 graduate of Moanalua High School on O'ahu...a two-year starter at left tackle...rated 30th best recruit in the state of Hawai'i and 99th in the Northwest...named all-state by both the *Honolulu Star-Bulletin* and *The Honolulu Advertiser*...all-OIA White Division...helped team to 2009 division title with a perfect 10-0 regular season mark...competed in the H.U.B. Goodwill Hawai'i Senior Bowl...teammate of fellow UH recruit Lasi Eselu...a four-year honor roll student...graduate magna cum laude.

Personal: Born in Honolulu, O'ahu...intends to major in business...has one brother and one sister...parents are Frank Loyd Sr., and Talita Loyd of 'Aiea, O'ahu.

35

DEE MAGGITT

Cornerback

5-10 ▶ 175 ▶ Freshman

Tacoma, WA ▶ Lakes HS

Prep: A 2010 graduate of Lakes High School in Lakewood, Wash...earned three varsity letters in football...led team to back-to-back league championships and a state semifinal appearance as a junior...a two-time 3A all-state selection as both a cornerback and punt returner...rated the 39th best recruit in the Northwest region and the best cornerback in the state of Washington...competed in the Hawai'i/Polynesia-Mainland Bowl and had four pass breakups and two tackles...a three-year letterwinner in basketball...starting point guard for team that won two league titles...earned one letter in track as a member of the 4x100 relay team.

Personal: Born in Oakland, Calif...given first name is FuDarrell...major is undecided...has three sisters...parents are FuDarrell and Sherell Maggitt of Tacoma, Wash.

33

VENI MANU

Defensive Line

6-4 ▶ 220 ▶ Freshman

'Ewa Beach, O'ahu ▶ Mililani HS

Prep: A 2009 graduate of Mililani High School on O'ahu...earned three varsity letters in football...named one of the top 100 players in the Northwest and the seventh best player in Hawai'i...named to the *Honolulu Star-Bulletin* all-state honorable mention...team's defensive player of the year as a senior...played in the Hawai'i/Polynesia-Mainland Bowl.

Personal: Born in Wheatridge, Colo...intends to major in criminal justice...has two brothers...father, Tika Manu, played collegiate football for Utah...parents are Tika Manu of Honolulu, O'ahu and Deirdre Lieberknecht of Ewa Beach, O'ahu.

91

BUBBA POU EU-LUNA

Safety

6-0 ▶ 175 ▶ Freshman

Temecula, CA ▶ Great Oak HS

Prep: A 2010 graduate of Great Oak High School in Temecula, Calif...earned three varsity letters in football...a two-way player, lining up at quarterback and safety as a junior...played exclusively at quarterback as a senior en route to first-team all-CIF, all-valley and all-league honors...threw for more 1,700 yards, rushed for 754 yards and accounted for 32 touchdowns in 15 games in 2009...helped lead school to first-ever state playoff appearance...also ran track for four years, earning all-league and all-valley first-team honors as a junior and senior...set the school record in the 200-meter dash, finishing in 21.64 seconds...ran anchor leg of 4x100-meter and 4x400-meter relay teams...member of school- and Inland Valley record-holding 4x100 relay team (42.03)...named county athlete of the year.

Personal: Born in Santa Rosa, Calif...major is undecided...has two brothers and two sisters...parents are Raymond and Lourdes Luna of Temecula, Calif.

36

MOSES SAMIA

Defensive Line

6-2 ▶ 270 ▶ Freshman

'Ewa Beach, O'ahu ▶ St. Louis School

Prep: A 2010 graduate of Saint Louis School in Honolulu, O'ahu...three-year varsity letterman...played defensive end...two-time first team all-ILH and *The Honolulu*

89

Advertiser all-state honorable mention as a junior...also earned all-league honors twice...member of 2007 squad that captured league championship and finished as state-runner-up...invited to play in Samoa Bowl...competed in the H.U.B. Goodwill Senior Bowl...also played baseball, starting four years at catcher...earned all-state and all-league honors twice...a scholar-athlete.

Personal: Born in 'Ewa Beach, O'ahu...major is undecided...has one brother and two sisters...parents are Jerry and Yvonne Samia of 'Ewa Beach, O'ahu.

ALLEN SAMPSON

Slot Receiver

5-8 ▶ 165 ▶ Freshman

Tampa, FL ▶ Plant HS



Prep: A 2010 graduate of Plant High School in Tampa, Fla...key member of two-time state championship teams...lined up at wide receiver, defensive back and kick returner...squad won the 4A state championship in 2008 and the 5A title in 2009...earned all-state honors twice...as a senior, caught 56 passes for 867 yards and 11 touchdowns...named to the all-county first team...as a junior, hauled in 49 catches for 788 yards and 11 touchdowns and was named to the all-state second team...averaged 31.6 yards on kickoff returns and 14.8 yards on punt returns in 2009...combined for 16 career touchdowns on kickoff and punt returns...a three-time all-league selection as a kick returner...a four-year letterwinner in track, participating in the 200- and 400 meters...runs 40-yard dash in 4.38 seconds.

Personal: Born in Tampa, Fla...intends to major in psychology...parents are James and Alleen Reid of Tampa, Fla.



LONDON SAPOLU

Offensive Line

6-1 ▶ 295 ▶ Junior

Costa Mesa, CA ▶ Orange Coast CC



Prior to UH: Attended Orange Coast College in Costa Mesa, California for two years... named an all conference defensive tackle in 2008...also named an all conference center in 2009.

Prep: A 2007 graduate of Costa Mesa High School in Costa Mesa, Calif...lettered three years in football...was a three-year starter on both the offensive and defensive line...was named lineman of the year for the Orange Coast League in 2006...also named team MVP...lettered three years in track, competing in the shot put and discus.

Personal: Born in San Bernardino, Calif...majoring in political science...has one sister and two brothers... father Jesse, played for UH and was a four-time Super Bowl champion with the San Francisco 49ers...parents are Jesse Sapolu of Costa Mesa, Calif., and Noe Sapolu of Moreno Valley, Calif.

SEAN SHIGEMATSU

Offensive Line

6-6 ▶ 265 ▶ Freshman

Kapa'a, Kaua'i ▶ Kapa'a HS



Prep: A 2010 graduate of Kapa'a High School on Kaua'i...a four-sport athlete...lettered in football, basketball, volleyball and track...played two seasons of varsity football...named *Honolulu Advertiser* Division II all-state honorable mention in 2009...also selected all-league first team...an All-Poly Camp all-star...a two-time all-league performer in volleyball while playing middle blocker...named league MVP as a senior...also earned all-league honors for basketball while playing center...an honor-roll student.

Personal: Born in Kapa'a, Kaua'i...intends to major in electrical engineering...has two sisters...father, Delroy, played football for UNLV...parents are Delroy and Cindy Shigematsu of Kapa'a, Kaua'i.

2010 WARRIOR FOOTBALL

KEVIN SPAIN

Quarterback

6-2 ▶ 200 ▶ Freshman

Scottsdale, AZ ▶ Paradise Valley HS



Prep: A 2010 graduate of Paradise Valley High School in Phoenix, Ariz...a three-sport letterman in football, baseball and lacrosse...earned three varsity letters in football...a two-way player who played both quarterback and safety...rated as the 13th best recruit in the state of Arizona...ranked 30th best dual-threat quarterback in the country...passed for 1,216 yards and 13 touchdowns in a run-oriented offense as a senior...also rushed for 268 yards and three scores...named first-team all-region and all-state as a safety and honorable mention all-region as a quarterback...given the Warrior Award as the team's MVP...participated in the Elite 11 Regional Camp in Las Vegas...as a junior, named honorable mention all-region after passing for 1,278 yards and 12 touchdowns with two interceptions and a 59 percent completion rate...named team's offensive player of the year...received the Maxwell Award at the 2009 Football University camp...two-time National Underclassman Combine Phoenix Quarterback MVP...named to the National Underclassman Combine Ultimate 100.

Personal: Born in Lubbock, Texas...major is undecided...has one older brother and one younger sister...parents are Dennis and Cathy Spain of Scottsdale, Ariz.

TJ TAIMATUIA

Linebacker

6-3 ▶ 230 ▶ Freshman

Fagasa, American Samoa ▶ Artesia HS



Prep: A 2010 graduate of Artesia High School in Lakewood, Calif...earned three varsity letters...started all three seasons at linebacker...a two-time all-league and all-CIF Southern Section first-team selection...as a senior, recorded 115 tackles and six sacks...as a junior, tallied 124 tackles, including 19 for loss, 10 sacks, and six forced fumbles...selected as league's defensive player of the year in 2008...also lettered in track, competing in the 200-meter, 400-meter and relay events...nominated for the Lakewood High School Hall of Fame.

Personal: Born in Fagasa, American Samoa...major is undecided...related to former UH defensive lineman and current San Francisco 49er Isaac Sopoaga...has four brothers and two sisters...parents are Fuatai and Joann Taimatua of Fagasa, American Samoa.

BEAU YAP

Defensive Line

6-2 ▶ 250 ▶ Freshman

Pearl City, O'ahu ▶ Kamehameha Schools-Kapalama



Prep: A 2010 graduate of Kamehameha Schools-Kapalama in Honolulu, O'ahu...a three-sport athlete who competed in football, track and wrestling...earned two varsity letters in football...tallied 114 total tackles, 20 sacks, 17 tackles-for-loss, four forced fumbles and 36 quarterback hurries as a senior...named *The Honolulu Advertiser* Division I co-defensive player of the year and first-team all-state...*Honolulu Star-Bulletin* all-state second team...team co-captain of 2009 Division I state championship team...also a two-time all-ILH first team pick...competed in the H.U.B. Goodwill Hawai'i Senior Bowl...invited to play in Max Emfinger's All-American Bowl...rated as a Top 20 recruit in the state by Rivals.com...a three-time power relay champion in track while competing in the 200-lb+ division...placed fifth at the state wrestling championships as a junior in the 215-pound division.

Personal: Born in Honolulu, O'ahu...major is undecided...has a younger brother...father, Boyd, played football for Hawai'i (1981-82)...parents are Boyd and Kehau Yap of Pearl City, O'ahu.

playUP™



WAC™

WESTERN ATHLETIC CONFERENCE

**It all comes down to the moment
when all eyes are on you and the trophy is yours.**

BOISE STATE • FRESNO STATE • HAWAII • IDAHO • LOUISIANA TECH • NEVADA • NEW MEXICO STATE • SAN JOSE STATE • UTAH STATE



KARL BENSON
Commissioner

In its nearly 50 years of existence, the Western Athletic Conference continues to evolve and feature some of the nation's best intercollegiate competition. One thing that remains unchanged is the persistent nature of the nine schools in the WAC to advance their programs to contend at the top levels of the NCAA.

The WAC provides its student-athletes the chance to travel to scenic destinations and gain exposure in some of the nation's most diverse markets. In addition, the WAC's student-athletes work to achieve the highest levels of success with the academic support of their respective institutions.

The WAC has experienced tremendous success. The WAC has sent a total of 31 teams to bowl games since 2001, including more than half of its teams in 2008 with a record-tying five teams. Boise State has won 102 football games since joining the conference, the most in the nation during that time span (2001-09). The conference has sent teams to BCS bowl games in three of the last four seasons as Boise State made a repeat appearance with a victory in the Tostitos Fiesta Bowl this past year following Hawai'i's 2008 Sugar Bowl and Boise State's unforgettable victory in the 2007 Fiesta Bowl. In men's basketball, the WAC has sent at least two teams to the NCAA Tournament in 24 of the past 27 seasons. Every current school in the WAC has competed in the NCAA Tournament since 1990. In baseball, the WAC has boasted two national champions since 2003 including Fresno State's College World Series victory in 2008. In women's sports, Fresno State softball has competed in every NCAA Tournament ever held while Louisiana Tech basketball has played in all but three. In 2009, Hawai'i made its fourth trip to the NCAA Volleyball Final Four since 2000.

Current WAC alumni have made their presence felt as well. David Carr (Fresno State) was the first player selected in the 2002 NFL Draft. Cheryl Ford (Louisiana Tech) was named the WNBA Rookie of the Year and helped the Detroit Shock win the league's championship in 2003. In 2004, the United States' softball team won the Olympic gold medal with former Fresno State players Laura Berg and Lovie Jung. Jeff Weaver (Fresno State) earned the win in the St. Louis Cardinals' World Series clinching victory in 2006. Quarterback Colt Brennan (Hawai'i) finished third in the 2007 Heisman Trophy voting, and in 2008, Natasha Kai (Hawai'i) helped the United States to a gold medal in soccer at the Olympics in Beijing.

In 2001, the WAC partnered with ESPN for coverage of football and basketball giving the conference national exposure from one of the most respected broadcast entities in the country. An extension was signed in 2008 that guarantees over 300 regular season WAC contests and 45 championship events will be aired on the ESPN networks through the spring of 2017. The WAC also officially added WAC.tv in 2006 to give fans streaming internet access to many of its postseason championships including volleyball, soccer, swimming and diving, basketball, gymnastics, softball and baseball.

The WAC is the sixth oldest among the nation's 11 Division I-A conferences. Its history traces back to July 27, 1962, when the original six-team league of Arizona, Arizona State, Brigham Young, New Mexico, Utah and Wyoming began competition.

The first championship was held in November 1962, when Arizona won the men's cross country title and New Mexico followed with the first WAC football title. Arizona finished second in the NCAA College World Series and, less than three years later, Arizona State claimed the league's first NCAA title when the Sun Devils won the College World Series trophy. Fresno State was the last WAC school to earn an NCAA team title when it won the College World Series in 2008.

Since 1962, several changes have occurred. UTEP and Colorado State became members in September 1967, while Arizona and Arizona State withdrew on June 30, 1978. The WAC then added San Diego State (1978), Hawai'i (1979) and Air Force (1980). Before 1990, the WAC sponsored championships only in men's sports. However, a merger with the High Country Athletic Conference formed a single conference under one administrative structure, and the 1990-91 athletic year was the first in which both men and women competed under the WAC name. Fresno State was added in 1992, and then in 1996, the women's programs from Air Force and Hawai'i along with six new schools (UNLV, Rice, San Jose State, SMU, TCU and Tulsa) came into the WAC. Air Force, Brigham Young, Colorado State, UNLV, New Mexico, San Diego State, Utah and Wyoming withdrew on June 30, 1999. Nevada (2000), Boise State (2001) and Louisiana Tech (2001) were added while TCU withdrew following the 2000-01 season. The current membership was established on July 1, 2005, when Idaho, New Mexico State and Utah State joined the WAC after Rice, SMU, UTEP and Tulsa withdrew.

The WAC has had just five commissioners in its history. Paul Brechler was named the first leader of the conference and held the position from 1962-1968. He was followed by Wiles Hallock (1968-71), Stan Bates (1971-80), Dr. Joe Kearney (1980-94) and Karl Benson (1994-present).

Presently, the WAC crowns team and individual champions in 19 sports – eight men's and 11 women's. For the men, there are championships in baseball, basketball, cross country, football, golf, tennis, indoor track and field and outdoor track and field. Championships for women are held in basketball, cross country, golf, gymnastics, soccer, softball, swimming and diving, tennis, indoor track and field, outdoor track and field and volleyball.

The WAC office has been located in the Denver area since the conference's inception with the exception of a two-year stay in Phoenix from 1964-66.

WAC FACTS

Founded: 1962
Address: 9250 E. Costilla Ave., Suite 300; Englewood, CO 80112-3662
Affiliations (Year Joined WAC):
 Boise State (2001), Fresno State (1992), Hawai'i (1979), Idaho (2005), Louisiana Tech (2001), Nevada (2000), New Mexico State (2005), San Jose State (1996), Utah State (2005)
Men's Sports
 Baseball, Basketball, Cross Country, Football, Golf, Indoor Track & Field, Outdoor Track & Field, Tennis
Women's Sports
 Basketball, Cross Country, Golf, Gymnastics, Indoor Track & Field, Outdoor Track & Field, Soccer, Softball, Swimming & Diving, Tennis, Volleyball
Phone: (303) 799-9221
Website: wacsports.com
Commissioner: Karl Benson
Assoc. Commissioner (Media Relations): Dave Chaffin
Director of Media Relations: Jason Erickson

UH HISTORY IN THE WAC

WAC CHAMPIONSHIPS

Football 1992, 1999, 2007	2003, 2004, 2005, 2006, 2007, 2008, 2009 Regular Season: 1996, 1997, 1998, 1999, 2000, 2001, 2002, 2003, 2004, 2005, 2006, 2007, 2008, 2009
Men's Basketball Tournament: 1993-94, 2000-01, 2001-02 Regular Season: 1996-97, 2001-02	Soccer Tournament: 2007 Regular Season: 2003, 2005, 2007
Women's Basketball Regular Season: 1997-98	Softball Regular Season: 2003, 2007, 2010 Tournament: 2010
Baseball Playoff Winner: 1980, 1982, 1984, 1987, 1989, 1992 Tournament: 2010 Southern Division: 1980, 1981, 1982, 1984 Western Division: 1987 Regular Season: 1991, 1992	Women's Swimming and Diving Tournament: 2006
Women's Volleyball Tournament: 1998, 2001, 2002,	Men's Tennis Tournament: 2008, 2009, 2010 Regular Season: 2010

WAC CHAMPIONSHIPS HOSTED

Women's Volleyball 2008	Track and Field 2006
Women's Soccer 2004	Baseball 1980, 1982, 1984, 1988, 1989, 1990, 1991, 1992, 2009
Women's Softball 2008	Men's Golf 1986, 2002
Men's and Women's Tennis 1984, 2005, 2009	Women's Golf 2003, 2010 (in Arizona)
Cross Country 1992, 2001	

COMMISSIONER'S CUP

Awarded to the school that performs the best in all WAC-sponsored sports

Season	Finish (Teams)	Season	Finish (Teams)
2009-10	6th (9)	2005-06	5th (9)
2008-09	7th (9)	2004-05	7th (10)
2007-08	3rd (9)	2003-04	8th (10)
2006-07	4th (9)	2002-03	7th (10)

JOE KEARNEY AWARD

Awarded to the top male and female athlete in the WAC

2009-10 Amber Kaufman, Volleyball/Track	2005-06 Kanoë Kamana'o, Volleyball
2007-08 Emma Friesen, Diving	2003-04 Kim Willoughby, Volleyball
2006-07 Colt Brennan, Football Kanoë Kamana'o, Volleyball	2002-03 Kim Willoughby, Volleyball/ Basketball

STAN BATES AWARD

Awarded to the top male and female student-athlete in the WAC

2006-07 Lauri Hakala, Men's Volleyball	1992-93 Jason Elam, Football
2004-05 Tracie Uchima, Softball	1980-81 Blane Gaison, Football
1996-97 Angelica Ljungquist, Women's Volleyball	

2009 FINAL WAC STANDINGS

Team	WAC					Overall					
	Record	Pct	Home	Away	Streak	Record	Pct	Home	Away	Neutral	Streak
Boise State%	8-0	1.000	4-0	4-0	W16	14-0	1.000	7-0	6-0	1-0	W14
Nevada^	7-1	.875	4-0	3-1	L1	8-5	.615	5-1	3-3	0-1	L2
Fresno State\$	6-2	.750	3-1	3-1	W1	8-5	.615	4-1	4-3	0-1	L1
Idaho#	4-4	.500	2-2	2-2	L3	8-5	.615	4-2	3-3	1-0	W1
Hawai'i	3-5	.375	2-2	1-3	W3	6-7	.462	4-3	2-4	0-0	L1
Louisiana Tech	3-5	.375	3-1	0-4	W1	4-8	.333	4-1	0-7	0-0	W1
Utah State	3-5	.375	2-1	1-4	W1	4-8	.333	3-2	1-6	0-0	W1
New Mexico State	1-7	.125	1-3	0-4	L6	3-10	.231	2-4	1-6	0-0	L7
San Jose State	1-7	.125	1-3	0-4	L1	2-10	.167	2-4	0-6	0-0	L1

% - Tostitos Fiesta Bowl ^ - Sheraton Hawai'i Bowl # - Roady's Humanitarian Bowl \$ - New Mexico Bowl



BOWL CHAMPIONSHIP SERIES

The Bowl Championship Series is made up of five games - Rose Bowl, Orange Bowl, Sugar Bowl, Fiesta Bowl, and the National Championship Game.

The University of Hawai'i became the second Western Athletic Conference team to earn a spot in a BCS game when it participated in the Allstate Sugar Bowl, Jan. 1, 2008.

Boise State earned trips to the Tostitos Fiesta Bowl in 2007 and 2010.

Rose Bowl Game presented by Citi

Jan. 1, 2011

Pasadena, CA ▶ Rose Bowl Stadium

Tostitos Fiesta Bowl

Jan. 1, 2011

Glendale, AZ ▶ University of Phoenix Stadium

Orange Bowl

Jan. 3, 2011

Miami, FL ▶ Sun Life Stadium

Allstate Sugar Bowl

Jan. 4, 2011

New Orleans, LA ▶ Louisiana Superdome

BCS National Championship

Jan. 10, 2011

Glendale, AZ ▶ University of Phoenix Stadium



SHERATON HAWAI'I BOWL

Dec. 24, 2010

Honolulu, HI ▶ Aloha Stadium

3:00 p.m. HT (ESPN)

WAC vs. Conference USA

2009 WAC Representative: Nevada

The Sheraton Hawai'i Bowl offers the University of Hawai'i an automatic spot if it wins a minimum of seven games. UH has qualified for the bowl five times since the bowl's inception in 2002 and have won three of those games (2003, '04, '06).

Nevada appeared in the 2005 and '09 Sheraton Hawai'i Bowl, while Boise State was the WAC's representative in 2007 after bowl-eligible UH was selected to the Allstate Sugar Bowl.

The Pac-10 and Conference USA have previously sent representatives to the bowl. This year's Sheraton Hawai'i Bowl will feature a WAC vs. Conference USA match-up. The game will be played at Aloha Stadium on Christmas Eve and televised nationally on ESPN.



UDROVE HUMANITARIAN BOWL

Dec. 18, 2010

Boise, ID ▶ Bronco Stadium

5:30 p.m. MT (ESPN)

WAC vs. MAC

2009 WAC Representative: Idaho



NEW MEXICO BOWL

Dec. 18, 2010

Albuquerque, NM ▶ University Stadium

2:00 p.m. MT (ESPN)

WAC vs. Mountain West

2009 WAC Representative: Fresno State



KRAFT FIGHT HUNGER BOWL

Jan. 9, 2011

San Francisco, CA ▶ AT&T Park

6:00 p.m. PT (ESPN)

WAC vs. Pac-10

2010 WAC COMPOSITE SCHEDULE



JOHN ESTES

2009 ALL-WAC TEAMS

TOP INDIVIDUAL AWARDS

Offensive Player of the Year – Kellen Moore, So., QB, Boise State
Defensive Player of the Year – Dontay Moch, Jr., DE, Nevada
Freshman of the Year – Brandon Wimberly, WR, Nevada
Coach of the Year – Chris Petersen, Boise State

FIRST TEAM

Offense

WR Austin Pettis, Boise State
 WR Titus Young, Boise State
WR Greg Salas, Hawai'i
 TE Dennis Morris, Louisiana Tech
 OL Nate Potter, Boise State
 OL Andrew Jackson, Fresno State
OL John Estes, Hawai'i
 OL Mike Iupati, Idaho
 OL Alonzo Durham, Nevada
 QB Kellen Moore, Boise State
 RB Ryan Mathews, Fresno State
 RB Vai Taua, Nevada

Defense

DL Ryan Winterswyk, Boise State
 DL Chris Carter, Fresno State
 DL D'Anthony Smith, Louisiana Tech
 DL Dontay Moch, Nevada
 LB Ben Jacobs, Fresno State
LB Blaze Soares, Hawai'i
 LB Adrien Cole, Louisiana Tech
 LB Bobby Wagner, Utah State
 DB Kyle Wilson, Boise State
 DB Shiloh Keo, Idaho
 DB Davon House, New Mexico State
 DB Duke Ihenacho, San Jose State

Specialists

PK Kevin Goessling, Fresno State
 P Robert Malone, Fresno State

ST Titus Young, Boise State

SECOND TEAM

Offense

WR Seyi Ajirrotutu, Fresno State
 WR Max Komar, Idaho
 WR Brandon Wimberly, Nevada
 WR Kevin Jurovich, San Jose State
 TE Virgil Green, Nevada
 OL Kenny Wiggins, Fresno State
OL Aaron Kia, Hawai'i
 OL Irv Stevens, Idaho
 OL %Rob McGill, Louisiana Tech
 OL Kenneth Ackerman, Nevada
 QB *Colin Kaepernick, Nevada
 RB Jeremy Avery, Boise State
 RB *Daniel Porter, Louisiana Tech
 RB Robert Turbin, Utah State

Defense

DL Billy Winn, Boise State
 DL Aaron Lavarias, Idaho
 DL Kevin Basped, Nevada
 DL Carl Ihenacho, San Jose State
 LB Winston Venable, Boise State
 LB JoJo Dickson, Idaho
 LB James-Michael Johnson, Nevada
 LB Justin Cole, San Jose State
 DB Jeron Johnson, Boise State
 DB Lorne Bell, Fresno State
 DB Moses Harris, Fresno State
 DB Jonathon Amaya, Nevada

Specialists

PK Trey Farquhar, Idaho
 P Philip Zavala, San Jose State

ST *Phillip Livas, Louisiana Tech

Thursday, September 2
 North Dakota at Idaho
 Eastern Washington at Nevada
 Southern California at Hawai'i

Saturday, September 4
 San Jose State at Alabama
 Utah State at Oklahoma
 Grambling vs. Louisiana Tech (at Shreveport)
 Cincinnati at Fresno State

Monday, September 6
 Boise State vs. Virginia Tech (at Washington D.C.)

Saturday, September 11
 Hawai'i at Army
 San Jose State at Wisconsin
 Idaho at Nebraska
 Louisiana Tech at Texas A&M
 San Diego State at New Mexico State
 Idaho State at Utah State
 Colorado State at Nevada

Friday, September 17
 California at Nevada

Saturday, September 18
 Hawai'i at Colorado
 Navy at Louisiana Tech
 Boise State at Wyoming
 *Fresno State at Utah State
 Southern Utah at San Jose State
 New Mexico State at UTEP
 UNLV at Idaho

Saturday, September 25
 Fresno State at Mississippi
 New Mexico State at Kansas
 Idaho at Colorado State
 Nevada at Brigham Young
 Southern Miss at Louisiana Tech
 San Jose State at Utah
 Utah State at San Diego State

Oregon State at Boise State
 Charleston Southern at Hawai'i

Friday, October 1
 Brigham Young at Utah State

Saturday, October 2
 Idaho at Western Michigan
 *Boise State at New Mexico State
 UC Davis at San Jose State
 Nevada at UNLV
 Cal Poly at Fresno State
 *Louisiana Tech at Hawai'i

Saturday, October 9
 *Utah State at Louisiana Tech
 New Mexico at New Mexico State
 Toledo at Boise State
 *Hawai'i at Fresno State
 *San Jose State at Nevada

Saturday, October 16
 *Idaho at Louisiana Tech
 *Boise State at San Jose State
 *New Mexico State at Fresno State
 *Nevada at Hawai'i

Saturday, October 23
 *Hawai'i at Utah State
 *Fresno State at San Jose State
 *New Mexico State at Idaho

Tuesday, October 26
 *Louisiana Tech at Boise State

Saturday, October 30
 *San Jose State at New Mexico State
 *Utah State at Nevada
 *Idaho at Hawai'i

Saturday, November 6
 *New Mexico State at Utah State
 *Hawai'i at Boise State
 *Fresno State at Louisiana Tech
 *Nevada at Idaho

Friday, November 12
 *Boise State at Idaho

Saturday, November 13
 *Louisiana Tech at New Mexico State
 *Utah State at San Jose State
 *Nevada at Fresno State

Friday, November 19
 *Fresno State at Boise State

Saturday, November 20
 *Idaho at Utah State
 *New Mexico State at Nevada
 *San Jose State at Hawai'i

Friday, November 26
 *Boise State at Nevada

Saturday, November 27
 *Hawai'i at New Mexico State
 *Louisiana Tech at San Jose State
 *Idaho at Fresno State

Friday, December 3
 Illinois at Fresno State

Saturday, December 4
 *Nevada at Louisiana Tech
 *Utah State at Boise State
 *San Jose State at Idaho
 Illinois at Fresno State
 UNLV at Hawai'i

**WAC Game
 All times local to playing site*



FUTURE NON-CONFERENCE SCHEDULES

2011
 Sept. 3 COLORADO
 Sept. 10 at Washington
 Sept. 17 at UNLV
 Sept. 24 UC DAVIS
 Dec. 3 OREGON STATE

2012
 Sept. 1 at USC
 Sept. 8 at Brigham Young
 Sept. 15 LAMAR
 Sept. 22 UNLV
 Dec. 1 WESTERN KENTUCKY

2013
 Aug. 31 USC
 Sept. 14 BRIGHAM YOUNG
 Nov. 30 ARMY
 Dec. 7 WASHINGTON

2014
 Sept. 13 at Oregon State
 Sept. 20 at Colorado
 Dec. 6 UNLV

2015
 Sept. 5 COLORADO
 Sept. 19 at Washington
 Oct. 3 at UNLV

2017
 Sept. 16 at UNLV

2018
 Sept. 8 UNLV
 Sept. 15 at Army

2019
 Nov. 30 ARMY

updated as of Spring 2010

USC

Game #1 ▶ Sept. 2 ▶ Honolulu, O'ahu
Aloha Stadium (50,000)

GENERAL INFORMATION

Location ▶ Los Angeles, CA
Founded ▶ 1880
Enrollment ▶ 35,000
Conference ▶ Pacific-10
Nickname ▶ Trojans
Colors ▶ Cardinal and Gold
President ▶ C.L. Max Nikias
Athletics Director ▶ Pat Haden
Stadium (Capacity) ▶ L.A. Memorial Coliseum (93,607)
Playing Surface ▶ Natural Grass



Lane Kiffin
Head Coach

COACHING STAFF

Head Coach ▶ Lane Kiffin
Record at School (Years) ▶ First Year
Career Record (Years) ▶ 7-6 (1)
Office Phone ▶ (213) 740-4204
Assistants ▶ Joe Barry, John Baxter, James Cregg, Willie Mack Garza, Clay Helton, Monte Kiffin, Todd McNair, John Morton, Ed Orgeron

MEDIA INFORMATION

SID ▶ Tim Tesselone
SID Office Phone ▶ (213) 740-8480
SID Email ▶ tessalon@usc.edu
SID Fax ▶ (213) 740-7584
Press Box Phone ▶ (213) 741-1341 or (213) 747-7111
Website ▶ usctrojans.com

TEAM INFORMATION

Basic Offense ▶ Multiple
Basic Defense ▶ 4-3
2009 Record ▶ 9-4
2009 Conference Record (Finish) ▶ 5-4 (t5th)
2009 Bowl Appearance ▶ Emerald Bowl (vs. Boston College, W, 24-13)
Letterwinners Returning/Lost ▶ 50/30
Starters Returning/Lost ▶ 12/12



Matt Barkley
Quarterback

2010 SCHEDULE

Date	Opponent
Sept. 2	at Hawai'i
Sept. 11	VIRGINIA
Sept. 18	at Minnesota
Sept. 25	at Washington State*
Oct. 2	WASHINGTON*
Oct. 9	at Stanford*
Oct. 16	CALIFORNIA*
Oct. 30	OREGON*
Nov. 6	ARIZONA STATE*
Nov. 13	at Arizona*
Nov. 20	at Oregon State*
Nov. 27	NOTRE DAME
Dec. 4	at UCLA*

* denotes Pac-10 game

2009 RESULTS

Date	Opponent	Result
Sept. 5	San Jose State	W, 56-3
Sept. 12	at Ohio State	W, 18-15
Sept. 19	at Washington*	L, 13-16
Sept. 26	Washington State*	W, 27-6
Oct. 3	at California*	W, 30-3
Oct. 17	at Notre Dame	W, 34-27
Oct. 24	Oregon State*	W, 42-36
Oct. 31	at Oregon*	L, 20-47
Nov. 7	at Arizona State*	W, 14-9
Nov. 14	Stanford*	L, 21-55
Nov. 28	UCLA*	W, 28-7
Dec. 5	Arizona*	L, 17-21
Dec. 26	vs. Boston College#	W, 24-13

* denotes Pac-10 game
denotes Emerald Bowl

SERIES INFO

Series Information: 7th Meeting
Overall Series Record: USC leads 6-0
Series Started: 1930
In Honolulu: USC leads 4-0
In Los Angeles: USC leads 2-0

RECENT MEETINGS

Date	UH-USC	Site
09/03/05	17-63*	Honolulu
09/13/03	32-61	Los Angeles
09/04/99	7-62	Honolulu
12/02/78	5-21	Honolulu

* USC win later vacated due to NCAA penalty

ARMY

Game #2 ▶ Sept. 11 ▶ West Point, N.Y.
Michie Stadium (40,000)

GENERAL INFORMATION

Location ▶ West Point, N.Y.
Founded ▶ 1802
Enrollment ▶ 4,400
Conference ▶ Independent
Nickname ▶ Black Knights, Cadets
Colors ▶ Black, Gold, and Gray
Superintendent ▶ Lt. Gen. Franklin L. Hagenbeck
Athletics Director ▶ Kevin Anderson
Stadium (Capacity) ▶ Michie Stadium (40,000)
Playing Surface ▶ AstroPlay



Rich Ellerson
Head Coach

COACHING STAFF


Head Coach ▶ Rich Ellerson
Record at School (Years) ▶ 5-7 (1)
Career Record (Years) ▶ 65-48 (10)
Office Phone ▶ (845) 938-6266
Assistants ▶ Ian Shields, Payam Saadat, Chris Smeland, John Brock, Tony Coaxum, Andy Guyader, Capt. Clarence Holmes, Robert Lyles, Gene McKeenan, John Mumford, Joe Ross, Bill Tripp, Tucker Waugh

MEDIA INFORMATION

SID ▶ Bob Beretta
SID Office Phone ▶ (845) 938-3303
SID Email ▶ robert.beretta@usma.edu
SID Fax ▶ (845) 446-2556
Press Box Phone ▶ (845) 938-3377 or 4514
Website ▶ goarmysports.com

TEAM INFORMATION

Basic Offense ▶ Spread/Triple Option
Basic Defense ▶ Double-Eagle Flex
2009 Record ▶ 5-7
2009 Conference Record (Finish) ▶ NA
2009 Bowl Appearance ▶ None
Letterwinners Returning/Lost ▶ 49/22
Starters Returning/Lost ▶ 20/6



Joshua McNary
Defensive Line

2010 SCHEDULE

Date	Opponent
Sept. 4	at Eastern Michigan
Sept. 11	HAWAII
Sept. 18	NORTH TEXAS
Sept. 25	at Duke
Oct. 2	TEMPLE
Oct. 9	at Tulane
Oct. 16	at Rutgers
Oct. 30	VMI
Nov. 6	AIR FORCE
Nov. 13	at Kent State
Nov. 20	vs. Notre Dame
Dec. 11	vs. Navy

2009 RESULTS

Date	Opponent	Result
Sept. 5	at Eastern Michigan	W, 27-14
Sept. 12	Duke	L, 19-35
Sept. 19	Ball State	W, 24-17
Sept. 26	at Iowa State	L, 10-31
Oct. 3	Tulane	L, 16-17
Oct. 10	Vanderbilt	W, 16-13 (ot)
Oct. 17	at Temple	L, 13-27
Oct. 23	Rutgers	L, 10-27
Nov. 7	at Air Force	L, 7-35
Nov. 14	VMI	W, 22-17
Nov. 21	at North Texas	W, 17-13
Dec. 12	vs. Navy	L, 3-17

SERIES INFO

Series Information: 2nd Meeting
Overall Series Record: UH leads 1-0
Series Started: 2003
In Honolulu: UH leads 1-0
In West Point: None

RECENT MEETINGS

Date	UH-ARMY	Site
11/22/03	59-23	Honolulu

COLORADO

Game #3 ▶ Sept. 18 ▶ Boulder, Colo.
Folsom Field (53,613)

GENERAL INFORMATION

Location ▶ Boulder, Colo.
Founded ▶ 1876
Enrollment ▶ 30,128
Conference ▶ Big 12
Nickname ▶ Buffaloes
Colors ▶ Silver, Gold & Black
Chancellor ▶ Dr. Phil DiStefano
Athletics Director ▶ Mike Bohn
Stadium (Capacity) ▶ Folsom Field (53,613)
Playing Surface ▶ Grass



COACHING STAFF

Head Coach ▶ Dan Hawkins
Record at School (Years) ▶ 16-33 (4)
Career Record (Years) ▶ 69-44 (9)
Office Phone ▶ (303) 492-5330
Assistants ▶ Brian Cabral, Eric Kiesau, Denver Johnson, Robert Prince, Darian Hagan, Kent Riddle, Ron Collins, Romeo Bandison, Ashley Ambrose



Dan Hawkins
Head Coach

MEDIA INFORMATION

SID ▶ David Plati
SID Office Phone ▶ (303) 492-5626
SID Email ▶ david.plati@colorado.edu
SID Fax ▶ (303) 492-3811
Press Box Phone ▶ (303) 492-5626 or 3209
Website ▶ cubuffs.com

TEAM INFORMATION

Basic Offense ▶ Multiple
Basic Defense ▶ Multiple/4-3 Base
2009 Record ▶ 3-9
2009 Big 12 Record (Finish) ▶ 2-6 (5th/North)
2009 Bowl Appearance ▶ None
Letterwinners Returning/Lost ▶ 55/22
Starters Returning/Lost ▶ 16/6



Nate Solder
Offensive Tackle

2010 SCHEDULE

Date	Opponent
Sept. 4	Colorado State (@ Denver)
Sept. 11	at California
Sept. 18	HAWAII
Oct. 2	GEORGIA
Oct. 9	at Missouri*
Oct. 16	BAYLOR*
Oct. 23	TEXAS TECH*
Oct. 30	at Oklahoma*
Nov. 6	at Kansas*
Nov. 13	IOWA STATE*
Nov. 20	KANSAS STATE*
Nov. 26	at Nebraska*

* denotes Big 12 game

2009 RESULTS

Date	Opponent	Result
Sept. 6	Colorado State	L, 17-23
Sept. 11	at Toledo	L, 38-54
Sept. 19	Wyoming	W, 24-0
Oct. 1	at West Virginia	L, 24-35
Oct. 10	at Texas*	L, 14-38
Oct. 17	Kansas*	W, 34-30
Oct. 24	at Kansas State*	L, 6-20
Oct. 31	Missouri*	L, 17-36
Nov. 7	Texas A&M*	W, 35-34
Nov. 14	at Iowa State*	L, 10-17
Nov. 19	at Oklahoma State*	L, 28-31
Nov. 27	Nebraska*	L, 20-28

* denotes Big 12 game

SERIES INFO

Series Information: 2nd Meeting
Overall Series Record: UH leads 1-0
Series Started: 1925
In Honolulu: UH leads 1-0
In Boulder: None

RECENT MEETINGS

Date	UH-CU	Site
01/01/25	13-0	Honolulu

CHARLESTON SOUTHERN

Game #4 ▶ Sept. 25 ▶ Honolulu, O'ahu
Aloha Stadium (50,000)

GENERAL INFORMATION

Location ▶ Charleston, S.C.
Founded ▶ 1964
Enrollment ▶ 3,287
Conference ▶ Big South
Nickname ▶ Buccaneers
Colors ▶ Navy Blue & Gold
President ▶ Dr. Jairy C. Hunter, Jr.
Athletics Director ▶ Hank Small
Stadium (Capacity) ▶ CSU Stadium (4,000)
Playing Surface ▶ Grass



COACHING STAFF

Head Coach ▶ Jay Mills
Record at School (Years) ▶ 40-38 (7)
Career Record (Years) ▶ 43-59 (10)
Office Phone ▶ (843) 863-7119
Assistants ▶ Chuck Kelly, Thielen Smith, RaShan Frost, Giardina, Dave Brunner, Marcus Woodson



Jay Mills
Head Coach

MEDIA INFORMATION

SID ▶ Blake Freeland
SID Office Phone ▶ (843) 863-7687
SID Email ▶ bfreeland@csuniv.edu
SID Fax ▶ (843) 863-7687
Press Box Phone ▶ (843) 863-7661
Website ▶ csusports.com



Gerald Stevenson
Wide Receiver

TEAM INFORMATION

Basic Offense ▶ Multiple; One Back
Basic Defense ▶ Multiple Pro
2009 Record ▶ 6-5
2009 Big South Record (Finish) ▶ 4-2 (3rd)
2009 Postseason ▶ None
Letterwinners Returning/Lost ▶ 32/17
Starters Returning/Lost ▶ 18/9

2010 SCHEDULE

Date	Opponent
Sept. 4	North Greenville
Sept. 11	Wofford
Sept. 18	Mars Hill
Sept. 25	at Hawai'i
Oct. 9	at Liberty*
Oct. 16	Gardner-Webb
Oct. 23	VMI*
Oct. 30	at Stony Brook*
Nov. 6	at Kentucky
Nov. 13	Presbyterian College*
Nov. 20	at Coastal Carolina*

* denotes Big South game

2009 RESULTS

Date	Opponent	Result
Sept. 5	at Florida	L, 3-62
Sept. 12	at Wofford	L, 14-42
Sept. 19	at South Florida	L, 0-59
Sept. 26	North Greenville	W, 34-0
Oct. 3	Savannah State	W, 47-10
Oct. 17	at Gardner-Webb*	L, 20-27
Oct. 24	Liberty*	L, 13-20
Oct. 31	at VMI*	W, 31-21
Nov. 7	at Presbyterian*	W, 46-32
Nov. 14	at Stony Brook*	W, 30-27 (ot)
Nov. 21	Coastal Carolina*	W, 30-23

* denotes Big South game

SERIES INFO

Series Information: 2nd Meeting
Overall Series Record: UH leads 1-0
Series Started: 2007
In Honolulu: UH leads 1-0
In Charleston: None

RECENT MEETINGS

Date	UH-CSU	Site
09/22/07	66-10	Honolulu

LOUISIANA TECH

Game #5 ▶ Oct. 2 ▶ Honolulu, O'ahu
Aloha Stadium (50,000)

GENERAL INFORMATION

Location ▶ Ruston, La.
Founded ▶ 1894
Enrollment ▶ 11,500
Conference ▶ Western Athletic
Nickname ▶ Bulldogs
Colors ▶ Red and Blue
President ▶ Dr. Daniel Reneau
Athletics Director ▶ Bruce Van De Velde
Stadium (Capacity) ▶ Joe Aillet Stadium (30,600)
Playing Surface ▶ FieldTurf



COACHING STAFF

Head Coach ▶ Sonny Dykes
Record at School (Years) ▶ First Year
Career Record (Years) ▶ Same
Office Phone ▶ (318) 257-4547
Assistants ▶ Kevin Curtis, Stan Eggen, Tony Franklin, Pierre Ingram, Jeff Koonz, Rob Likens, Pete Perot, Tommy Spangler, Mark Tommerdahl



Sonny Dykes
Head Coach

MEDIA INFORMATION

Football SID ▶ Patrick Walsh
SID Office Phone ▶ (318) 257-5305
SID Email ▶ pwalsh@latech.edu
SID Fax ▶ (318) 257-3757
Press Box Phone ▶ (318) 257-3144
Website ▶ latechsports.com



Tank Calais
Safety

TEAM INFORMATION

Basic Offense ▶ Spread
Basic Defense ▶ 4-3
2009 Record ▶ 4-8
2009 WAC Record (Finish) ▶ 3-5 (T5th)
2009 Bowl Appearance ▶ None
Letterwinners Returning/Lost ▶ 42/12
Starters Returning/Lost ▶ 16/8

2010 SCHEDULE

Date	Opponent
Sept. 4	vs. Grambling (@ Shreveport)
Sept. 11	at Texas A&M
Sept. 18	NAVY
Sept. 25	SOUTHERN MISSISSIPPI
Oct. 2	at Hawai'i*
Oct. 9	UTAH STATE*
Oct. 16	IDAHO*
Oct. 26	at Boise State*
Nov. 6	FRESNO STATE*
Nov. 13	at New Mexico State*
Nov. 27	at San Jose State*
Dec. 4	NEVADA*

* denotes WAC game

2009 RESULTS

Date	Opponent	Result
Sept. 5	at Auburn	L, 13-37
Sept. 12	at Navy	L, 14-32
Sept. 19	Nicholls State	W, 48-13
Sept. 30	Hawai'i*	W, 27-6
Oct. 9	at Nevada*	L, 14-37
Oct. 17	New Mexico State*	W, 45-7
Oct. 24	at Utah State*	L, 21-23
Oct. 31	at Idaho*	L, 34-35
Nov. 6	Boise State*	L, 35-45
Nov. 14	at LSU	L, 16-24
Nov. 21	at Fresno State*	L, 28-30
Dec. 5	San Jose State*	W, 55-20

* denotes WAC game

SERIES INFO

Series Information: 9th Meeting
Overall Series Record: UH leads 6-2
Series Started: 2000
In Honolulu: UH leads 4-0
In Ruston: Tied 2-2

RECENT MEETINGS

Date	UH-LTU	Site
09/30/09	6-27	Ruston
10/11/08	24-14	Honolulu
09/08/07	45-44	Ruston
11/11/06	61-17	Honolulu
10/08/05	14-46	Ruston

FRESNO STATE

Game #6 ▶ Oct. 9 ▶ Fresno, Calif.
Bulldog Stadium (41,031)

GENERAL INFORMATION

Location ▶ Fresno, Calif.
Founded ▶ 1911
Enrollment ▶ 21,503
Conference ▶ Western Athletic
Nickname ▶ Bulldogs
Colors ▶ Red and Blue
President ▶ Dr. John D. Welty
Athletics Director ▶ Thomas Boeh
Stadium (Capacity) ▶ Bulldog Stadium (41,031)
Playing Surface ▶ Natural Grass



COACHING STAFF

Head Coach ▶ Pat Hill
Record at School (Years) ▶ 100-66 (13)
Career Record (Years) ▶ Same
Office Phone ▶ (559) 278-2643
Assistants ▶ Pete Alamar, Micah Alba, Derek Frazier, Jeff Grady, Will Plemons, Tim Skipper, Randy Stewart, Joe Wade, Keith Williams



Pat Hill
Head Coach

MEDIA INFORMATION

SID ▶ Steve Weakland
SID Office Phone ▶ (559) 278-2509
SID E-Mail ▶ sweaklan@csufresno.edu
SID Fax ▶ (559) 278-4689
Press Box Phone ▶ (559) 278-5851
Website ▶ gobulldogs.com



Andrew Jackson
Offensive Tackle

TEAM INFORMATION

Basic Offense ▶ Multiple
Basic Defense ▶ 4-3
2009 Record ▶ 8-5
2009 WAC Record (Place) ▶ 6-2 (3rd)
2009 Bowl Appearance ▶ New Mexico Bowl (Lost, 35-28, 2ot, Wyoming)
Letterwinners Returning/Lost ▶ 58/18
Starters Returning/Lost ▶ 17/7

2010 SCHEDULE

Date	Opponent
Sept. 4	CINCINNATI
Sept. 18	at Utah State*
Sept. 25	at Mississippi
Oct. 2	CAL POLY
Oct. 9	HAWAII*
Oct. 16	NEW MEXICO STATE*
Oct. 23	at San Jose State*
Nov. 6	at Louisiana Tech*
Nov. 13	NEVADA*
Nov. 19	at Boise State*
Nov. 27	IDAHO*
Dec. 3	ILLINOIS

* denotes WAC game

2009 RESULTS

Date	Opponent	Result
Sept. 5	UC Davis	W, 51-0
Sept. 12	at Wisconsin	L, 31-34 (2ot)
Sept. 18	Boise State*	L, 34-51
Sept. 26	at Cincinnati	L, 20-28
Oct. 10	at Hawai'i*	W, 42-17
Oct. 17	San Jose State*	W, 41-21
Oct. 24	at New Mexico State*	W, 34-3
Oct. 31	Utah State*	W, 31-27
Nov. 7	at Idaho*	W, 31-21
Nov. 14	at Nevada*	L, 14-52
Nov. 21	Louisiana Tech*	W, 30-28
Dec. 5	at Illinois	W, 53-52
Dec. 19	Wyoming#	L, 28-35 (2ot)

* denotes WAC game
denotes New Mexico Bowl

SERIES INFO

Series Information: 43rd Meeting
Overall Series Record: FS leads 21-20-1
Series Started: 1938
In Honolulu: UH leads 14-10
In Fresno: FS leads 11-6-1

RECENT MEETINGS

Date	UH-FS	Site
10/10/09	17-42	Honolulu
10/04/08	32-29 (ot)	Fresno
11/10/07	37-30	Honolulu
10/14/06	68-37	Fresno
10/29/05	13-27	Honolulu

NEVADA

Game #7 ▶ Oct. 16 ▶ Honolulu, O'ahu
Aloha Stadium (50,000)

GENERAL INFORMATION

Location ▶ Reno, Nev.
Founded ▶ 1874
Enrollment ▶ 17,000
Conference ▶ Western Athletic
Nickname ▶ Wolf Pack
Colors ▶ Navy Blue and Silver
President ▶ Dr. Milton D. Glick
Athletics Director ▶ Cary Groth
Stadium (Capacity) ▶ Mackay Stadium (29,993)
Playing Surface ▶ FieldTurf



COACHING STAFF

Head Coach ▶ Chris Ault
Record at School (Years) ▶ 206-96-1 (25)
Career Record (Years) ▶ Same
Office Phone ▶ (775) 784-6891
Assistants ▶ Scott Baumgartner, Mike Bradeson, Andy Buh, Jim Mastro, Cameron Norcross, Barry Sacks, James Spady, James Ward, Ken Wilson




Chris Ault
Head Coach

MEDIA INFORMATION

SID ▶ Chad Hartley
SID Office Phone ▶ (775) 682-6982
SID Email ▶ hartleyc@unr.edu
SID Fax ▶ (775) 784-4386
Press Box Phone ▶ (775) 784-6545/6815
Website ▶ nevadawolfpack.com

TEAM INFORMATION

Basic Offense ▶ Pistol
Basic Defense ▶ 4-3
2009 Record ▶ 8-5
2009 WAC Record (Finish) ▶ 7-1 (2nd)
2009 Bowl Appearance ▶ Hawai'i Bowl (Lost, 45-10, SMU)
Letterwinners Returning/Lost ▶ 46/17
Starters Returning/Lost ▶ 17/7



Colin Kaepernick
Quarterback

2010 SCHEDULE

Date	Opponent
Sept. 2	EASTERN WASHINGTON
Sept. 11	COLORADO STATE
Sept. 17	CALIFORNIA
Sept. 25	at Brigham Young
Oct. 2	at UNLV
Oct. 9	SAN JOSE STATE*
Oct. 16	at Hawai'i*
Oct. 30	UTAH STATE*
Nov. 6	at Idaho*
Nov. 13	at Fresno State*
Nov. 20	NEW MEXICO STATE*
Nov. 26	BOISE STATE*
Dec. 4	at Louisiana Tech*

* denotes WAC game

2009 RESULTS

Date	Opponent	Result
Sept. 5	at Notre Dame	L, 0-35
Sept. 19	at Colorado State	L, 20-35
Sept. 25	Missouri	L, 21-31
Oct. 3	UNLV	W, 63-28
Oct. 9	Louisiana Tech*	W, 37-14
Oct. 17	at Utah State*	W, 35-32
Oct. 24	Idaho*	W, 70-45
Oct. 31	Hawai'i*	W, 31-21
Nov. 8	at San Jose State*	W, 62-7
Nov. 14	Fresno State*	W, 52-14
Nov. 21	at New Mexico State*	W, 63-20
Nov. 27	at Boise State*	L, 10-13
Dec. 24	SMU#	L, 10-45

* denotes WAC game
denotes Sheraton Hawai'i Bowl

UTAH STATE

Game #8 ▶ Oct. 23 ▶ Logan, Utah
Merlin Olsen Field at Romney Stadium (25,513)

GENERAL INFORMATION

Location ▶ Logan, Utah
Founded ▶ 1888
Enrollment ▶ 25,065
Conference ▶ Western Athletic
Nickname ▶ Aggies
Colors ▶ Navy Blue and White
President ▶ Stan Albrecht
Athletics Director ▶ Scott Barnes
Stadium (Capacity) ▶ Merlin Olsen Field at Romney Stadium (25,513)
Playing Surface ▶ Sprinturf



COACHING STAFF

Head Coach ▶ Gary Andersen
Record at School (Years) ▶ 4-8 (1)
Career Record (Years) ▶ Same
Office Phone ▶ (435) 797-1870
Assistants ▶ Dave Baldwin, Jovon Bouknight, Bill Busch, Kevin Clune, Alex Gerke, Chad Kauha'aha'a, Corey Raymond, Ilaisa Tuiaki, T.J. Woods



Gary Andersen
Head Coach

MEDIA INFORMATION

Football SID ▶ Zach Fisher
SID Office Phone ▶ (435) 797-2066
SID Email ▶ zach.fisher@usu.edu
SID Fax ▶ (435) 797-2615
Press Box Phone ▶ (435) 797-1686
Website ▶ utahstateaggies.com

TEAM INFORMATION

Basic Offense ▶ Spread
Basic Defense ▶ 4-3
2009 Record ▶ 4-8
2009 WAC Record (Finish) ▶ 3-5 (T5th)
2009 Bowl Appearance ▶ None
Letterwinners Returning/Lost ▶ 45/15
Starters Returning/Lost ▶ 18/6



Diondre Borel
Quarterback

2010 SCHEDULE

Date	Opponent
Sept. 4	at Oklahoma
Sept. 11	IDAHO STATE
Sept. 18	FRESNO STATE*
Sept. 25	at San Diego State
Oct. 1	BRIGHAM YOUNG
Oct. 9	at Louisiana Tech*
Oct. 23	HAWAI'I*
Oct. 30	at Nevada*
Nov. 6	NEW MEXICO STATE*
Nov. 13	at San Jose State*
Nov. 20	IDAHO*
Dec. 4	at Boise State*

* denotes WAC game

2009 RESULTS

Date	Opponent	Result
Sept. 3	at Utah	L, 17-35
Sept. 19	at Texas A&M	L, 30-38
Sept. 26	Southern Utah	W, 53-34
Oct. 2	at BYU	L, 17-35
Oct. 10	at New Mexico State*	L, 17-20
Oct. 17	Nevada*	L, 32-35
Oct. 24	Louisiana Tech*	W, 23-21
Oct. 31	at Fresno State*	L, 27-31
Nov. 7	at Hawai'i*	L, 36-49
Nov. 14	San Jose State*	W, 24-9
Nov. 20	Boise State*	L, 21-52
Nov. 28	at Idaho*	W, 52-49

* denotes WAC game

SERIES INFO

Series Information: 15th Meeting
Overall Series Record: Tied 7-7
Series Started: 1920
In Honolulu: UH leads 6-3
In Reno: UN leads 4-1

RECENT MEETINGS

Date	UH-UN	Site
10/31/09	21-31	Reno
10/25/08	38-31	Honolulu
11/16/07	28-26	Reno
10/07/06	41-34	Honolulu
11/05/05	28-38	Reno

SERIES INFO

Series Information: 11th Meeting
Overall Series Record: Tied 5-5
Series Started: 1927
In Honolulu: UH leads 4-2
In Logan: USU 3-1

RECENT MEETINGS

Date	UH-USU	Site
11/07/09	49-36	Honolulu
11/01/08	14-30	Logan
10/06/07	52-37	Honolulu
11/04/06	63-10	Logan
11/12/05	50-23	Honolulu

IDAHO

Game #9 ▶ Oct. 30 ▶ Honolulu, O'ahu
Aloha Stadium (50,000)

GENERAL INFORMATION

Location ▶ Moscow, Idaho
Founded ▶ 1889
Enrollment ▶ 11,636
Conference ▶ Western Athletic
Nickname ▶ Vandals
Colors ▶ Silver and Vandal Gold
President ▶ Dr. Duane Nellis
Athletics Director ▶ Dr. Rob Spear
Stadium (Capacity) ▶ Kibbie Dome (16,000)
Playing Surface ▶ Artificial



COACHING STAFF

Head Coach ▶ Robb Akey
Record at School (Years) ▶ 11-26 (3)
Career Record (Years) ▶ Same
Office Phone ▶ (208) 885-0275
Assistants ▶ Steve Axman, Luther Carr, Rob Christoff,
Mark Criner, Eti Ena, Dan Finn, Patrick Libey,
Al Pupunu, Jeremy Thielbahr



Robb Akey
Head Coach

MEDIA INFORMATION

SID ▶ Becky Paull
SID Office Phone ▶ (208) 885-0245
SID Email ▶ bpaull@uidaho.edu
SID Fax ▶ (208) 885-0255
Press Box Phone ▶ (208) 885-0211
Website ▶ govandals.com

TEAM INFORMATION

Basic Offense ▶ Multiple
Basic Defense ▶ Multiple
2009 Record ▶ 8-5
2009 WAC Record (Finish) ▶ 4-4 (4th)
2009 Bowl Appearance ▶ Humanitarian Bowl (Won, 43-42, Bowling Green)
Letterwinners Returning/Lost ▶ 47/11
Starters Returning/Lost ▶ 22-8



Nate Enderle
Quarterback

2010 SCHEDULE

Date	Opponent
Sept. 2	NORTH DAKOTA
Sept. 11	at Nebraska
Sept. 18	UNLV
Sept. 25	at Colorado State
Oct. 2	at Western Michigan
Oct. 16	at Louisiana Tech*
Oct. 23	NEW MEXICO STATE*
Oct. 30	at Hawai'i*
Nov. 6	NEVADA*
Nov. 12	BOISE STATE*
Nov. 20	at Utah State*
Nov. 27	at Fresno State*
Dec. 4	SAN JOSE STATE*

* denotes WAC game

2009 RESULTS

Date	Opponent	Result
Sept. 5	at New Mexico State*	W, 21-6
Sept. 12	at Washington	L, 23-42
Sept. 19	San Diego State	W, 34-20
Sept. 26	at Northern Illinois	W, 34-31
Oct. 3	Colorado State	W, 31-29
Oct. 10	at San Jose State*	W, 29-25
Oct. 17	Hawai'i*	W, 35-23
Oct. 24	at Nevada*	L, 45-70
Oct. 31	Louisiana Tech*	W, 35-34
Nov. 7	Fresno State*	W, 21-35
Nov. 14	at Boise State*	L, 25-63
Nov. 28	Utah State*	L, 49-52
Dec. 30	Bowling Green#	W, 43-42

* denotes WAC game

denotes Rody's Humanitarian Bowl

HOMECOMING GAMES

UH boasts a 35-24-1 all-time record in Homecoming games since 1949. The Warriors have won their last eight Homecoming games and 10 of their last 11. UH's longest Homecoming win streak is 11 straight from 1967-77. The only tie occurred in 1952 against Willamette (7-7). This year's homecoming game is scheduled for Oct. 30 against Idaho.

Season	Opponent	Date	Result
1949	Pacific	Dec. 16	L, 0-75
1950	Utah	Dec. 16	L, 28-40
1951	Arizona	Dec. 21	L, 21-32
1952	Willamette	Nov. 28	T, 7-7
1953	Lewis & Clark	Dec. 4	W, 34-12
1954	Nebraska	Nov. 26	L, 0-50
1955	Arizona State	Dec. 2	L, 6-39
1956	San Jose State	Nov. 30	W, 20-0
1957	Fresno State	Nov. 22	L, 8-31
1958	Utah	Dec. 6	L, 20-47
1959	Utah State	Dec. 11	L, 6-48
1960	Lewis & Clark	Nov. 11	L, 13-18
1962	Willamette	Nov. 24	W, 14-12
1963	Cal Western	Nov. 26	L, 13-16
1964	New Mexico	Nov. 20	L, 0-20
1965	Cal Western	Nov. 20	W, 10-8
1966	Parsons	Nov. 19	L, 10-21
1967	Fresno State	Nov. 25	W, 29-29
1968	Nevada	Nov. 23	W, 21-0
1969	UNLV	Oct. 25	W, 57-19
1970	Cal State Los Angeles	Oct. 31	W, 31-7
1971	UC Santa Barbara	Oct. 30	W, 23-14
1972	Cal State Fullerton	Oct. 14	W, 49-15
1973	Cal State Northridge	Nov. 3	W, 28-3
1974	Fresno State	Nov. 23	W, 21-7
1975	Santa Clara	Oct. 25	W, 48-40
1976	Portland State	Oct. 16	W, 20-17
1977	Portland State	Oct. 22	W, 21-12
1978	Pacific	Oct. 28	L, 17-27
1979	Temple	Nov. 3	L, 31-34
1980	West Virginia	Oct. 11	W, 16-13
1981	UNLV	Oct. 31	W, 57-21
1982	San Diego State	Nov. 6	L, 28-31
1983	New Mexico	Oct. 22	W, 25-16
1984	Wyoming	Nov. 3	W, 31-28
1985	Colorado State	Nov. 2	W, 34-14
1986	Brigham Young	Nov. 8	L, 3-10
1987	San Diego State	Oct. 31	L, 21-29
1988	New Mexico	Nov. 5	W, 45-3
1989	UTEP	Nov. 4	W, 26-7
1990	Pacific	Oct. 27	W, 35-24
1991	San Diego State	Oct. 5	L, 21-47
1992	UNLV	Oct. 24	W, 55-25
1993	Utah	Nov. 6	W, 41-30
1994	Wyoming	Nov. 19	L, 10-13
1995	San Diego State	Nov. 18	L, 10-49
1996	San Jose State	Nov. 9	L, 17-38
1997	Northeast Louisiana	Nov. 22	L, 20-23 (ot)
1998	San Jose State	Nov. 7	L, 17-45
1999	UTEP	Oct. 2	W, 33-3
2000	SMU	Oct. 14	W, 30-15
2001	Boise State	Nov. 10	L, 21-28
2002	Nevada	Oct. 12	W, 59-34
2003	UTEP	Oct. 25	W, 31-15
2004	San Jose State	Oct. 23	W, 46-28
2005	New Mexico State	Oct. 15	W, 49-28
2006	Idaho	Oct. 28	W, 68-10
2007	New Mexico State	Oct. 27	W, 50-13
2008	Louisiana Tech	Oct. 11	W, 24-14
2009	Utah State	Nov. 7	W, 49-36

SERIES INFO

Series Information: 11th Meeting
Overall Series Record: UH leads 8-2
Series Started: 1930
In Honolulu: UH leads 6-0
In Moscow: Tied 2-2

RECENT MEETINGS

Date	UH-UI	Site
10/17/09	23-35	Moscow
11/22/08	49-17	Honolulu
09/29/07	48-20	Moscow
10/28/06	68-10	Honolulu
09/24/05	24-0	Moscow

BOISE STATE

Game #10 ▶ Nov. 6 ▶ Boise, Idaho
Bronco Stadium (33,500)

SAN JOSE STATE

Game #11 ▶ Nov. 20 ▶ Honolulu, O'ahu
Aloha Stadium (50,000)

GENERAL INFORMATION

Location ▶ Boise, Idaho
Founded ▶ 1932
Enrollment ▶ 18,936
Conference ▶ Western Athletic
Nickname ▶ Broncos
Colors ▶ Blue and Orange
President ▶ Dr. Robert Kustra
Athletics Director ▶ Gene Bleymaier
Stadium (Capacity) ▶ Bronco Stadium (33,500)
Playing Surface ▶ Blue Field Turf



GENERAL INFORMATION

Location ▶ San Jose, Calif.
Founded ▶ 1857
Enrollment ▶ 30,908
Conference ▶ Western Athletic
Nickname ▶ Spartans
Colors ▶ Gold, White, and Blue
Interim President ▶ Don W. Kassing
Athletics Director ▶ Tom Bowen
Stadium (Capacity) ▶ Spartan Stadium (30,456)
Playing Surface ▶ FieldTurf



COACHING STAFF

Head Coach ▶ Chris Petersen
Record at School (Years) ▶ 49-4 (4)
Career Record (Years) ▶ Same
Office Phone ▶ (208) 426-1281
Assistants ▶ Keith Bhonapha, Jeff Choate, Bob Gregory, Bryan Harsin, Scott Huff, Peter Kwiatkowski, Brent Pease, Chris Strausser, Marcel Yates



Chris Petersen
Head Coach

COACHING STAFF

Head Coach ▶ Mike MacIntyre
Record at School (Years) ▶ First Year
Career Record (Years) ▶ Same
Office Phone ▶ (408) 924-1266
Assistants ▶ Kent Baer, Gary Bernardi, Brent Brennan, Charles Clark, John DeFilippo, Kinji Green, Tim Landis, Terry Malley, Bryant Young



Mike MacIntyre
Head Coach

MEDIA INFORMATION


SID ▶ Max Corbet
SID Office Phone ▶ (208) 426-1515
SID Email ▶ mcorbet@boisestate.edu
SID Fax ▶ (208) 426-1778
Press Box Phone ▶ (208) 426-1408
Website ▶ broncosports.com



Ryan Winterswyk
Defensive End

MEDIA INFORMATION

SID ▶ Lawrence Fan
SID Office Phone ▶ (408) 924-1217
SID Email ▶ ltfan@sjsu.edu
SID Fax ▶ (408) 924-1291
Press Box Phone ▶ (408) 924-1234
Website ▶ sjsuspartans.com



Duke Ihenacho
Defensive Back

TEAM INFORMATION

Basic Offense ▶ Multiple
Basic Defense ▶ Multiple
2009 Record ▶ 14-0
2009 WAC Record (Finish) ▶ 8-0 (1st)
2009 Bowl Appearance ▶ Fiesta Bowl (Won, 17-10, TCU)
Letterwinners Returning/Lost ▶ 54/6
Starters Returning/Lost ▶ 22/3

TEAM INFORMATION

Basic Offense ▶ Multiple
Basic Defense ▶ Multiple
2009 Record ▶ 2-10
2009 WAC Record (Finish) ▶ 1-7 (T8th)
2009 Bowl Appearance ▶ None
Letterwinners Returning/Lost ▶ 39/29
Starters Returning/Lost ▶ 15/10

2010 SCHEDULE

Date	Opponent
Sept. 6	vs. Virginia Tech
Sept. 18	at Wyoming
Sept. 25	OREGON STATE
Oct. 2	at New Mexico State*
Oct. 9	TOLEDO
Oct. 16	at San Jose State*
Oct. 26	LOUISIANA TECH*
Nov. 6	HAWAII*
Nov. 12	at Idaho*
Nov. 19	FRESNO STATE*
Nov. 26	at Nevada*
Dec. 4	UTAH STATE*

* denotes WAC game

2009 RESULTS

Date	Opponent	Result
Sept. 3	Oregon	W, 19-8
Sept. 12	Miami-Ohio	W, 48-0
Sept. 18	at Fresno State*	W, 51-34
Sept. 26	at Bowling Green	W, 49-14
Oct. 3	UC Davis	W, 34-16
Oct. 14	at Tulsa	W, 28-21
Oct. 24	at Hawai'i*	W, 54-9
Oct. 31	San Jose State*	W, 45-7
Nov. 6	at Louisiana Tech	W, 45-35
Nov. 14	Idaho*	W, 63-25
Nov. 20	at Utah State*	W, 52-21
Nov. 27	Nevada*	W, 44-33
Dec. 5	New Mexico State*	W, 42-7
Jan. 4	TCU#	W, 17-10

* denotes WAC game

denotes Fiesta Bowl

2010 SCHEDULE

Date	Opponent
Sept. 4	at Alabama
Sept. 11	at Wisconsin
Sept. 18	SOUTHERN UTAH
Sept. 25	at Utah
Oct. 2	UC DAVIS
Oct. 9	at Nevada*
Oct. 16	BOISE STATE*
Oct. 23	FRESNO STATE*
Oct. 30	at New Mexico State*
Nov. 13	UTAH STATE*
Nov. 20	at Hawai'i*
Nov. 27	LOUISIANA TECH*
Dec. 4	at Idaho*

* denotes WAC game

2009 RESULTS

Date	Opponent	Result
Sept. 5	at USC	L, 3-56
Sept. 12	Utah	L, 14-24
Sept. 19	at Stanford	L, 17-42
Sept. 26	Cal Poly	W, 19-9
Oct. 10	Idaho*	L, 25-29
Oct. 17	at Fresno State*	L, 21-41
Oct. 31	at Boise State*	L, 7-45
Nov. 8	Nevada*	L, 7-62
Nov. 14	at Utah State*	L, 9-24
Nov. 21	Hawai'i*	L, 10-17
Nov. 28	New Mexico State*	W, 13-10
Dec. 5	at Louisiana Tech*	L, 20-55

* denotes WAC game

SERIES INFO

Series Information: 12th Meeting
Overall Series Record: BSU leads 8-3
Series Started: 1996
In Honolulu: BSU leads 4-3
In Boise: BSU leads 4-0

RECENT MEETINGS

Date	UH-BSU	Site
10/24/09	9-54	Honolulu
10/17/08	7-27	Boise
11/23/07	39-27	Honolulu
09/23/06	34-41	Boise
10/01/05	41-44	Honolulu

SERIES INFO

Series Information: 34th Meeting
Overall Series Record: Tied 16-16-1
Series Started: 1924
In Honolulu: SJSU leads 11-10
In San Jose: UH leads 6-5-1

RECENT MEETINGS

Date	UH-SJSU	Site
11/21/09	17-10 (ot)	San Jose
09/27/08	17-20	Honolulu
10/12/07	42-35 (ot)	San Jose
11/18/06	54-17	Honolulu
10/22/05	45-38	San Jose

NEW MEXICO STATE

Game #12 ▶ Nov. 27 ▶ Las Cruces, N.M.
Aggie Memorial Stadium (30,343)

GENERAL INFORMATION

Location ▶ Las Cruces, N.M.
Founded ▶ 1888
Enrollment ▶ 16,428
Conference ▶ Western Athletic
Nickname ▶ Aggies
Colors ▶ Crimson & White
President ▶ Dr. Barbara Couture
Athletics Director ▶ Dr. McKinley Boston
Stadium (Capacity) ▶ Aggie Memorial Stadium (30,343)
Playing Surface ▶ Hybrid Bermuda



COACHING STAFF

Head Coach ▶ DeWayne Walker
Record at School (Years) ▶ 3-10 (1)
Career Record (Years) ▶ Same
Office Phone ▶ (505) 646-2521
Assistants ▶ Mike Dunbar, Shaun Johnson, Jason Lenzmeier, Dale Lindsey, R. Todd Littlejohn, Will Martin, Keith Murphy, Mike Rutenberg, Jesse Williams



DeWayne Walker
Head Coach

MEDIA INFORMATION

SID ▶ Tyler Dunkel
SID Office Phone ▶ (575) 646-2927
SID Email ▶ tydunkel@nmsu.edu
SID Fax ▶ (575) 646-2099
Press Box Phone ▶ (575) 646-2700
Website ▶ nmstatesports.com

TEAM INFORMATION

Basic Offense ▶ Multiple
Basic Defense ▶ 4-3
2009 Record ▶ 3-10
2009 WAC Record (Finish) ▶ 1-7 (T8th)
2009 Bowl Appearance ▶ None
Letterwinners Returning/Lost ▶ 41/19
Starters Returning/Lost ▶ 19/8



Davon House
Defensive Back

2010 SCHEDULE

Date	Opponent
Sept. 11	SAN DIEGO STATE
Sept. 18	at UTEP
Sept. 25	at Kansas
Oct. 2	BOISE STATE*
Oct. 9	NEW MEXICO
Oct. 16	at Fresno State*
Oct. 23	at Idaho*
Oct. 30	SAN JOSE STATE*
Nov. 6	at Utah State*
Nov. 13	LOUISIANA TECH*
Nov. 20	at Nevada*
Nov. 27	HAWAII*

* denotes WAC game

2009 RESULTS

Date	Opponent	Result
Sept. 5	Idaho*	L, 6-21
Sept. 12	Prairie View	W, 21-18
Sept. 19	UTEP	L, 12-38
Sept. 26	at New Mexico	W, 20-17
Oct. 3	at San Diego State	L, 17-34
Oct. 10	Utah State*	W, 20-17
Oct. 17	at Louisiana Tech*	L, 7-45
Oct. 24	Fresno State*	L, 3-34
Oct. 31	at Ohio State	L, 0-45
Nov. 14	at Hawai'i*	L, 6-24
Nov. 21	Nevada*	L, 20-63
Nov. 28	at San Jose State*	L, 10-13
Dec. 5	at Boise State*	L, 7-42

* denotes WAC game

UNLV

Game #13 ▶ Dec. 4 ▶ Honolulu, O'ahu
Aloha Stadium (50,000)

GENERAL INFORMATION

Location ▶ Las Vegas, Nev.
Founded ▶ 1957
Enrollment ▶ 28,000
Conference ▶ Mountain West
Nickname ▶ Rebels
Colors ▶ Scarlet and Gray
President ▶ Dr. Neal Smatresk
Athletics Director ▶ Jim Livengood
Stadium (Capacity) ▶ Sam Boyd Stadium (36,800)
Playing Surface ▶ Artificial



COACHING STAFF

Head Coach ▶ Bobby Hauck
Record at School (Years) ▶ First Year
Career Record (Years) ▶ 80-17 (7)
Office Phone ▶ (702) 895-3400
Assistants ▶ J.D. Williams, Rob Phenicie, Kraig Paulson, Michael Gray, Ty Gregorak, Cedric Cormier, Chad Germer, Dominic Daste, Brent Myers



Bobby Hauck
Head Coach

MEDIA INFORMATION

SID ▶ Mark Wallington
SID Office Phone ▶ (702) 895-4472
SID Email ▶ mark.wallington@unlv.edu
SID Fax ▶ (702) 895-0989
Press Box Phone ▶ (702) 895-1248
Website ▶ unlvrebels.com

TEAM INFORMATION

Basic Offense ▶ Multiple
Basic Defense ▶ 4-3
2009 Record ▶ 5-7
2009 MWC Record (Finish) ▶ 3-5 (6th)
2009 Bowl Appearance ▶ None
Letterwinners Returning/Lost ▶ 49/17
Starters Returning/Lost ▶ 16/8



Ronnie Paulo
Linebacker

2010 SCHEDULE

Date	Opponent
Sept. 4	WISCONSIN
Sept. 11	at Utah*
Sept. 18	at Idaho
Sept. 25	NEW MEXICO*
Oct. 2	NEVADA
Oct. 9	at West Virginia
Oct. 16	at Colorado State*
Oct. 30	TCU*
Nov. 6	at BYU*
Nov. 13	WYOMING*
Nov. 18	AIR FORCE*
Nov. 27	at San Diego State*
Dec. 4	at Hawai'i

* denotes MWC game

2009 RESULTS

Date	Opponent	Result
Sept. 5	Sacramento State	W, 38-3
Sept. 12	Oregon State	L, 21-23
Sept. 19	Hawai'i	W, 34-33
Sept. 26	at Wyoming*	L, 27-30
Oct. 3	at Nevada	L, 28-63
Oct. 10	BYU*	L, 21-59
Oct. 17	UTAH*	L, 15-35
Oct. 24	at New Mexico*	W, 34-17
Oct. 31	at TCU*	L, 0-41
Nov. 7	Colorado State*	W, 35-16
Nov. 14	at Air Force*	L, 17-45
Nov. 28	San Diego State*	W, 28-24

* denotes MWC game

SERIES INFO

Series Information: 7th Meeting
Overall Series Record: UH leads 6-0
Series Started: 1978
In Honolulu: UH leads 4-0
In Las Cruces: UH leads 2-0

RECENT MEETINGS

Date	UH-NMSU	Site
11/14/09	24-6	Honolulu
11/08/08	42-30	Las Cruces
10/27/07	50-13	Honolulu
10/21/06	49-30	Las Cruces
10/15/05	49-28	Honolulu

SERIES INFO

Series Information: 20th Meeting
Overall Series Record: UH leads 12-7
Series Started: 1969
In Honolulu: UH leads 7-2
In Las Vegas: Tied 5-5

RECENT MEETINGS

Date	UH-UNLV	Site
09/19/09	33-34	Las Vegas
09/15/07	49-14	Las Vegas
09/16/06	42-13	Honolulu
09/19/03	22-33	Las Vegas
12/02/00	32-34	Honolulu

ALL-TIME OPPONENT SERIES RECORDS



Team	W	L	T	Pct	PF	PA	Last Mtg
Abilene Christian	1	0	0	1.000	41	0	9/13/80
Air Force	6	11	1	.353	409	517	11/24/01
Alabama	1	2	0	.333	22	75	9/2/06
Alabama-Birmingham	1	0	0	1.000	59	40	12/24/04
Appalachian State	1	0	0	1.000	40	17	8/30/03
Arizona	0	4	0	.000	44	133	9/3/98
Arizona State	2	5	0	.286	105	195	12/24/06
Arkansas	0	1	0	.000	20	38	12/5/87
Arkansas State	0	1	0	.000	0	20	9/26/98
Army	1	0	0	1.000	59	28	11/22/03
Boise State	3	8	0	.273	267	426	10/24/09
Boston College	0	1	0	.000	21	24	8/31/96
Bowling Green State	1	0	0	1.000	41	21	11/19/77
Brigham Young	8	19	0	.296	601	689	9/6/02
California	2	2	0	.500	65	66	9/17/94
California Lutheran	1	0	0	1.000	38	10	9/23/72
Cal Poly-Pomona	2	1	0	.667	61	33	10/10/70
Cal State Fullerton	10	1	0	.909	340	155	10/20/90
Cal State Los Angeles	6	6	0	.500	213	255	10/6/73
Cal State Northridge	2	0	0	1.000	62	24	9/6/97
Central Arkansas	1	0	0	1.000	25	20	9/4/09
Central Florida	1	0	0	1.000	45	14	10/21/95
Central Washington	2	0	0	1.000	68	3	9/27/69
Charleston Southern	1	0	0	1.000	66	10	9/22/07
Cincinnati	1	2	0	.333	44	82	12/6/08
College of Idaho	2	0	0	1.000	74	27	11/30/51
Colorado	1	0	0	1.000	13	0	1/1/25
Colorado State	9	11	0	.450	422	447	10/4/97
Denver	5	5	0	.500	152	160	1/1/51
Drake	1	0	0	1.000	19	13	12/19/31
Eastern Illinois	3	0	0	1.000	136	72	9/30/06
Florida	0	1	0	.000	10	56	8/30/08
Florida Atlantic	0	1	0	.000	28	35	9/4/04
Fresno State	20	21	1	.489	955	1070	10/10/09
Georgia	0	1	0	.000	10	41	1/1/08
Grambling	0	3	0	.000	36	100	10/2/76
Houston	1	0	0	1.000	54	48	12/25/03
Humboldt State	5	6	0	.455	189	152	9/21/74
Idaho	8	2	0	.800	373	149	10/17/09
Idaho State	3	0	0	1.000	75	33	11/4/67
Illinois	1	0	0	1.000	27	17	12/30/92
Iowa	1	3	0	.250	43	128	9/7/91
Kansas	0	1	0	.000	27	33	8/31/85
Kent	1	1	0	.500	55	44	9/18/93
Kentucky	0	1	0	.000	0	51	9/13/58
Lewis & Clark	5	1	0	.833	187	65	9/30/67
Linfield	5	1	0	.833	188	82	11/18/72
Long Beach State	4	5	0	.444	234	216	9/9/89
Louisiana Tech	6	2	0	.750	255	222	9/30/09
Maine	1	0	0	1.000	44	3	10/6/90
Miami-Ohio	1	0	0	1.000	52	51	11/17/01
Michigan	0	2	0	.000	27	75	11/28/98
Michigan State	1	4	0	.200	108	239	9/10/05
Middle Tennessee State	1	0	0	1.000	35	14	9/4/93
Minnesota	1	0	0	1.000	17	3	8/30/97
Missouri	0	0	1	.500	32	32	11/26/94
Montana	4	1	0	.800	137	40	9/8/01
Montana State	1	1	0	.500	21	28	11/13/76
Navy	2	0	0	1.000	72	58	11/28/09
Nebraska	1	5	0	.167	39	256	12/4/82
Nevada	7	7	0	.500	374	402	10/31/09
New Mexico	14	7	0	.667	583	429	10/24/98
New Mexico-Highlands	1	1	1	.500	54	46	10/23/71
New Mexico State	6	0	0	1.000	249	127	11/14/09

Team	W	L	T	Pct	PF	PA	Last Mtg
Northeast Louisiana	0	1	0	.000	20	23	11/22/97
Northern Arizona	1	0	0	1.000	20	13	11/11/72
Northern Colorado	1	0	0	1.000	63	6	9/1/07
Northwestern	1	1	0	.500	70	88	11/27/04
Notre Dame	0	3	0	.000	85	120	12/24/08
Occidental	4	0	0	1.000	83	3	12/8/28
Ohio	0	1	0	.000	10	21	9/7/96
Oklahoma	0	2	0	.000	17	28	12/3/83
Oklahoma State	0	1	0	.000	20	24	12/2/95
Oregon	3	4	0	.429	117	171	9/10/94
Oregon State	3	5	0	.375	125	263	9/13/08
Pacific	10	16	0	.385	367	614	9/21/91
Parsons	0	1	0	.000	10	21	11/19/66
Pittsburgh	1	0	0	1.000	36	23	12/5/92
Portland	1	0	0	1.000	33	6	9/20/41
Portland State	4	1	0	.800	123	94	9/9/00
Prairie View	1	0	0	1.000	65	0	10/20/79
Puget Sound	4	0	0	1.000	125	65	10/20/73
Purdue	1	0	0	1.000	42	35	11/25/06
Redlands	4	0	0	1.000	121	38	11/13/64
Rice	2	4	0	.333	159	193	9/18/04
Rutgers	1	1	0	.500	31	23	10/4/75
St. Mary's (CA)	0	1	0	.000	7	27	9/27/47
San Diego State	9	15	2	.375	570	796	12/3/05
San Francisco	1	0	0	1.000	18	14	12/9/31
San Jose State	16	16	1	.500	730	847	11/21/09
Santa Clara	7	4	0	.636	298	206	10/13/79
South Carolina	2	0	0	1.000	57	17	12/5/81
South Dakota State	0	1	0	.000	2	9	12/25/26
SE Missouri State	1	0	0	1.000	34	0	11/12/94
Southern Methodist	4	1	0	.800	130	84	9/28/02
Southern Mississippi	0	1	0	.000	26	28	10/15/77
Southern Oregon	2	0	0	1.000	79	13	9/19/59
SW Louisiana	1	0	0	1.000	20	6	10/1/77
Stanford	0	3	0	.000	34	131	12/2/72
Temple	0	1	0	.000	31	34	11/3/79
Tennessee	0	2	0	.000	8	62	12/4/75
Texas	0	1	0	.000	17	38	9/2/95
Texas A&I	0	2	0	.000	30	99	9/18/76
Texas A&M	0	1	0	.000	13	28	9/1/90
Texas Christian	0	2	0	.000	35	75	10/7/00
Texas Southern	1	0	0	1.000	24	21	9/29/73
Tulane	2	1	0	.667	115	79	12/25/02
Tulsa	5	3	0	.625	220	184	10/2/04
UCLA	0	2	0	.000	13	51	1/2/39
UC Santa Barbara	2	5	0	.286	94	140	10/30/71
UNLV	12	7	0	.632	639	468	9/19/09
USC	0	6	0	.000	67	297	9/3/05
U.S. International	6	1	0	.857	136	79	9/19/70
Utah	12	15	0	.444	615	654	9/19/98
Utah State	5	5	0	.500	279	309	11/7/09
UTEP	18	13	0	.581	794	686	10/16/03
Washington	2	1	0	.667	58	88	12/1/07
Washington State	3	2	0	.600	103	91	9/12/09
Weber State	1	0	0	1.000	36	17	9/6/08
West Virginia	1	0	0	1.000	16	13	10/11/80
Western Illinois	0	1	0	.000	0	31	11/2/74
Whitworth	2	0	0	1.000	6	20	11/9/68
Willamette	3	0	2	.800	89	46	11/24/62
Wisconsin	1	5	0	.167	89	230	12/5/09
Wyoming	8	12	0	.400	456	493	9/13/97
Yale	1	0	0	1.000	62	10	10/3/87
Totals*	346	329	9	.512			

*Bold indicates 2010 opponent * - denotes record against collegiate teams only*



2010 OPPONENT SERIES HISTORY

ARMY

Series Information: 2nd Meeting
Overall Series Record: UH leads 1-0
in Honolulu: UH leads 1-0
in West Point: None

First Meeting: Nov. 22, 2003
Last Meeting: Nov. 22, 2003
Longest UH Win Streak: 1
Longest Army Win Streak: 0
Largest UH Win Margin: 31
Largest Army Win Margin: 0
Smallest UH Win Margin: 31
Smallest Army Win Margin: 0

Shutouts: None
Overtimes: None

Series History

Date	Score	W	L	T	Pct
11/22/03	UH 59, Army 23	1	0	-	1.000

BOISE STATE

Series Information: 12th Meeting
Overall Series Record: BSU leads 8-3
in Honolulu: BSU leads 4-3
in Boise: BSU leads 4-0

First Meeting: Sept. 21, 1996
Last Meeting: Oct. 24, 2009
Longest UH Win Streak: 2
Longest BSU Win Streak: 6
Largest UH Win Margin: 15
Largest BSU Win Margin: 66
Smallest UH Win Margin: 6
Smallest BSU Win Margin: 3

Shutouts: None
Overtimes: None

Series History

Date	Score	W	L	T	Pct
09/21/96	UH 20, BSU 14	1	0	-	1.000
09/18/99	UH 34, BSU 19	2	0	-	1.000
11/10/01	BSU 28, UH 21	2	1	-	.667
10/05/02	*BSU 58, UH 31	2	2	-	.500
12/06/03	BSU 45, UH 28	2	3	-	.400
10/29/04	*BSU 69, UH 3	2	4	-	.333
10/01/05	BSU 44, UH 41	2	5	-	.286
09/23/06	*BSU 41, UH 34	2	6	-	.250
11/23/07	UH 39, BSU 27	3	6	-	.333
10/17/08	*BSU 27, UH 7	3	7	-	.300
11/07/09	BSU 54, UH 9	3	8	-	.273

CHARLESTON SOUTHERN

Series Information: 2nd Meeting
Overall Series Record: UH leads 1-0
in Honolulu: UH leads 1-0
in Charleston: None

First Meeting: Sept. 22, 2007
Last Meeting: Sept. 22, 2007
Longest UH Win Streak: 1
Longest CSU Win Streak: 0
Largest UH Win Margin: 56
Largest CSU Win Margin: 0
Smallest UH Win Margin: 56
Smallest CSU Win Margin: 0

Shutouts: None
Overtimes: None

Series History

Date	Score	W	L	T	Pct
09/22/07	UH 66, CSU 10	1	0	-	1.000

COLORADO

Series Information: 2nd Meeting
Overall Series Record: UH leads 1-0
in Honolulu: UH leads 1-0
in Boulder: None

First Meeting: Jan. 1, 1925
Last Meeting: Jan. 1, 1925
Longest UH Win Streak: 1
Longest CU Win Streak: 0
Largest UH Win Margin: 13
Largest CU Win Margin: 0
Smallest UH Win Margin: 13
Smallest CU Win Margin: 0

Shutouts: None
Overtimes: None

Series History

Date	Score	W	L	T	Pct
01/01/25	UH 13, CU 0	1	0	-	1.000

FRESNO STATE

Series Information: 43rd Meeting
Overall Record: FSU leads 21-20-1
in Honolulu: UH leads 14-10
in Fresno: FSU leads 11-6-1

First Meeting: Nov. 18, 1938
Last Meeting: Oct. 10, 2009
Longest UH Win Streak: 6
Longest FSU Win Streak: 8
Largest UH Win Margin: 49
Largest FSU Win Margin: 56
Smallest UH Win Margin: 2
Smallest FSU Win Margin: 1

Shutouts: UH 1 (49-0, 1970); FSU 3 (3-0, 1941; 28-0, 1964; 20-0, 1996)

Overtimes: 1 (2008)

Series History

Date	Score	W	L	T	Pct
11/18/38	*FSU 15, UH 13	0	1	-	.000
12/02/39	FSU 38, UH 2	0	2	-	.000
01/01/41	FSU 3, UH 0	0	3	-	.000
11/11/46	*UH 7, FSU 2	1	3	-	.250
12/06/47	UH 27, FSU 13	2	3	-	.400
12/02/49	UH 41, FSU 14	3	3	-	.500
10/06/50	*FSU 34, UH 20	3	4	-	.429
09/25/54	*UH 25, FSU 20	4	4	-	.500
11/26/55	FSU 20, UH 18	4	5	-	.444
10/27/56	*FSU 39, UH 20	4	6	-	.400
11/22/57	FSU 31, UH 8	4	7	-	.364
11/27/59	FSU 22, UH 13	4	8	-	.333
09/24/60	*FSU 17, UH 7	4	9	-	.308
10/03/64	*FSU 28, UH 0	4	10	-	.286
11/27/65	FSU 7, UH 3	4	11	-	.267
09/17/66	*FSU 28, UH 27	4	12	-	.250
11/25/67	UH 29, FSU 19	5	12	-	.294
11/28/70	UH 49, FSU 0	6	12	-	.333
10/02/71	FSU 19, UH 8	6	13	-	.316
09/22/73	*UH 13, FSU 10	7	13	-	.350
11/23/74	UH 21, FSU 7	8	13	-	.381
10/06/84	UH 27, FSU 15	9	13	-	.409
10/05/85	*UH 24, FSU 24	9	13	1	.413
11/15/86	UH 24, FSU 13	10	13	1	.438
10/17/92	UH 47, FSU 45	11	13	1	.460
11/13/93	*FSU 45, UH 21	11	14	1	.442
09/24/94	FSU 31, UH 16	11	15	1	.426
11/04/95	UH 42, FSU 37	12	15	1	.446
09/28/96	*FSU 20, UH 0	12	16	1	.431
10/11/97	UH 28, FSU 16	13	16	1	.450
11/14/98	*FSU 51, UH 12	13	17	1	.435

11/13/99	UH 31, FSU 24 ot	14	17	1	.453
11/04/00	*FSU 45, UH 27	14	18	1	.424
10/26/01	UH 38, FSU 34	15	18	1	.456
10/25/02	*UH 31, FSU 21	16	18	1	.471
10/11/03	UH 55, FSU 28	17	18	1	.486
12/12/04	*FSU 70, UH 14	17	19	1	.472
10/29/05	FSU 27, UH 13	17	20	1	.459
10/14/06	*UH 68, FSU 37	18	20	1	.474
11/10/07	UH 37, FSU 30	19	20	1	.488
10/04/08	*UH 32, FSU 29 ot	20	20	1	.500
10/10/09	FSU 42, UH 17	20	21	1	.488

IDAHO

Series Information: 11th Meeting
Overall Record: UH leads 8-2
in Honolulu: UH leads 6-1
in Moscow: UH leads 2-1

First Meeting: Jan. 1, 1930
Last Meeting: Oct. 17, 2009
Longest UH Win Streak: 7

Longest UI Win Streak: 1, twice
Largest UH Win Margin: 58

Largest UI Win Margin: 12
Smallest UH Win Margin: 5

Smallest UI Win Margin: 8
Shutouts: UH 2 (37-0, 1930; 24-0, 2005)

Overtimes: None

Series History

Date	Score	W	L	T	Pct
01/01/30	UH 37, UI 0	1	0	-	1.000
10/23/60	UI 14, UH 6	1	1	-	.500
09/24/77	UH 45, UI 26	2	1	-	.667
09/26/91	UH 21, UI 16	3	1	-	.750
11/20/04	UH 52, UI 21	4	1	-	.800
09/24/05	*UH 24, UI 0	5	1	-	.833
10/28/06	UH 68, UI 10	6	1	-	.857
09/29/07	*UH 48, UI 20	7	1	-	.875
11/22/08	UH 49, UI 17	8	1	-	.889
10/17/09	*UI 35, UH 23	8	2	-	.800

LOUISIANA TECH

Series Information: 9th Meeting
Overall Series Record: UH leads 6-2
in Honolulu: UH leads 4-0
in Ruston: Tied 2-2

First Meeting: Nov. 18, 2000
Last Meeting: Sept. 30, 2009

Longest UH Win Streak: 3, twice
Longest LTU Win Streak: 1, twice

Largest UH Win Margin: 44
Largest LTU Win Margin: 32

Smallest UH Win Margin: 1
Smallest LTU Win Margin: 21

Shutouts: None

Overtimes: 1 (2007)

Series History

Date	Score	W	L	T	Pct
11/18/00	UH 27, LTU 10	1	0	-	1.000
10/18/03	*UH 44, LTU 41	2	0	-	1.000
11/06/04	UH 34, LTU 23	3	0	-	1.000
10/08/05	*LTU 46, UH 14	3	1	-	.750
11/11/06	UH 61, LTU 17	4	1	-	.800
09/08/07	*UH 45, LTU 44 ot	5	1	-	.833
10/11/08	UH 24, LTU 14	6	1	-	.857
09/30/09	*LTU 27, UH 6	6	2	-	.750

NEVADA

Series Information: 15th Meeting
 Overall Record: Tied 7-7
 in Honolulu: UH 6-3
 in Reno: UN leads 4-1
 First Meeting: Dec. 15, 1920
 Last Meeting: Oct. 31, 2009
 Longest UH Win Streak: 3
 Longest UN Win Streak: 3
 Largest UH Win Margin: 25
 Largest UN Win Margin: 61
 Smallest UH Win Margin: 2
 Smallest UN Win Margin: 8
 Shutouts: UH 1 (21-0, 1968); UN 1 (14-0, 1920)
 Overtimes: None

Series History

Date	Score	W	L	T	Pct
12/15/20	UN 14, UH 0	0	1	-	.000
12/07/46	UN 26, UH 7	0	2	-	.000
12/17/48	UN 73, UH 12	0	3	-	.000
11/23/68	UH 21, UN 0	1	3	-	.250
11/11/00	UH 37, UN 17	2	3	-	.400
09/22/01	*UN 28, UH 20	2	4	-	.333
10/12/02	UH 59, UN 34	3	4	-	.429
11/15/03	*UN 24, UH 14	3	5	-	.375
10/09/04	UH 48, UN 26	4	5	-	.444
11/05/05	*UN 38, UH 28	4	6	-	.400
10/07/06	UH 41, UN 34	5	6	-	.455
11/16/07	*UH 28, UN 26	6	6	-	.500
10/25/08	UH 38, UN 31	7	6	-	.538
10/31/09	*UN 31, UH 21	7	7	-	.500

NEW MEXICO STATE

Series Information: 7th Meeting
 Overall Record: UH leads 6-0
 in Honolulu: UH leads 4-0
 in Las Cruces: UH leads 2-0
 First Meeting: Nov. 11, 1978
 Last Meeting: Nov. 14, 2009
 Longest UH Win Streak: 6
 Longest NMSU Win Streak: None
 Largest UH Win Margin: 37
 Largest NMSU Win Margin: None
 Smallest UH Win Margin: 15
 Smallest NMSU Win Margin: None
 Shutouts: None
 Overtimes: None

Series History

Date	Score	W	L	T	Pct
11/11/78	UH 35, NMSU 20	1	0	-	1.000
10/15/05	UH 49, NMSU 28	2	0	-	1.000
10/21/06	*UH 49, NMSU 30	3	0	-	1.000
10/27/07	UH 50, NMSU 13	4	0	-	1.000
11/08/08	*UH 42, NMSU 30	5	0	-	1.000
11/14/09	UH 24, NMSU 6	6	0	-	1.000

SAN JOSE STATE

Series Information: 34th Meeting
 Overall Series Record: Tied 16-16-1
 in Honolulu: SJSU leads 11-10
 in San Jose: UH leads 6-5-1
 First Meeting: Dec. 11, 1936
 Last Meeting: Nov. 21, 2009
 Longest UH Win Streak: 7
 Longest SJSU Win Streak: 3, twice
 Largest UH Win Margin: 37

Largest SJSU Win Margin: 42
 Smallest UH Win Margin: 1
 Smallest SJSU Win Margin: 1
 Shutouts: UH 1 (20-0, 1956); SJSU 3 (34-0, 1955; 12-0, 1957; 19-0, 1962)
 Overtimes: 2 (2007, 2009)

Series History

Date	Score	W	L	T	Pct
12/11/36	SJSU 13, UH 8	0	1	-	.000
12/04/37	SJSU 7, UH 6	0	2	-	.000
12/03/38	UH 13, SJSU 12	1	2	-	.333
09/23/55	*SJSU 34, UH 0	1	3	-	.250
11/30/56	UH 20, SJSU 0	2	3	-	.400
11/30/57	SJSU 12, UH 0	2	4	-	.333
09/27/58	*UH 8, SJSU 6	3	4	-	.429
10/03/59	*SJSU 44, UH 14	3	5	-	.375
12/02/60	SJSU 48, UH 6	3	6	-	.333
11/30/62	SJSU 19, UH 0	3	7	-	.300
11/25/72	UH 28, SJSU 14	4	7	-	.364
11/24/73	SJSU 23, UH 3	4	8	-	.333
11/09/74	SJSU 32, UH 11	4	9	-	.308
11/29/75	UH 30, SJSU 20	5	9	-	.357
09/11/76	*SJSU 48, UH 7	5	10	-	.333
11/05/77	*SJSU 24, UH 14	5	11	-	.313
10/07/78	UH 25, SJSU 11	6	11	-	.353
09/17/88	UH 36, SJSU 27	7	11	-	.389
11/16/91	*UH 35, SJSU 35	7	11	1	.395
11/09/96	SJSU 38, UH 17	7	12	1	.375
11/15/97	*SJSU 38, UH 14	7	13	1	.357
11/07/98	SJSU 45, UH 17	7	14	1	.341
11/06/99	*UH 62, SJSU 41	8	14	1	.369
10/28/00	SJSU 57, UH 48	8	15	1	.354
11/03/01	UH 34, SJSU 10	9	15	1	.380
11/02/02	UH 40, SJSU 31	10	15	1	.404
11/01/03	*UH 13, SJSU 10	11	15	1	.423
10/23/04	UH 46, SJSU 28	12	15	1	.444
10/22/05	*UH 45, SJSU 38	13	15	1	.464
11/18/06	UH 54, SJSU 17	14	15	1	.483
10/12/07	*UH 42, SJSU 35 ot15	15	15	1	.500
09/27/08	SJSU 20, UH 17	15	16	1	.484
11/21/09	*UH 17, SJSU 10	16	16	1	.500

UNLV

Series Information: 20th Meeting
 Overall Record: UH leads 12-7
 in Honolulu: UH leads 7-2
 in Las Vegas: Tied 5-5
 First Meeting: Oct. 25, 1969
 Last Meeting: Sept. 19, 2009
 Longest UH Win Streak: 7
 Longest UNLV Win Streak: 3
 Largest UH Win Margin: 38
 Largest UNLV Win Margin: 25
 Smallest UH Win Margin: 2
 Smallest UNLV Win Margin: 1
 Shutouts: UH 1 (1983)
 Overtimes: None

Series History

Date	Score	W	L	T	Pct.
10/25/69	UH 57, UNLV 19	1	0	-	1.000
11/07/70	*UH 28, UNLV 21	2	0	-	1.000
10/27/73	UH 31, UNLV 29	3	0	-	1.000
10/26/74	*UNLV 33, UH 8	3	1	-	.750
10/14/78	*UNLV 30, UH 20	3	2	-	.600
09/29/79	UNLV 48, UH 31	3	3	-	.500
11/15/80	*UH 24, UNLV 19	4	3	-	.571
10/31/81	UH 57, UNLV 21	5	3	-	.625
10/15/83	*UH 23, UNLV 0	6	3	-	.667
09/29/84	UH 16, UNLV 12	7	3	-	.700
10/24/92	UH 55, UNLV 25	8	3	-	.727

09/30/95	*UH 58, UNLV 30	9	3	-	.750
10/19/96	UH 38, UNLV 28	10	3	-	.769
09/20/97	*UNLV 25, UH 15	10	4	-	.714
12/02/00	UNLV 34, UH 32	10	5	-	.667
09/19/03	*UNLV 33, UH 22	10	6	-	.625
09/16/06	UH 42, UNLV 13	11	6	-	.647
09/15/07	*UH 49, UNLV 14	12	6	-	.667
09/19/09	*UNLV 34, UH 33	12	7	-	.632

USC

Series Information: 7th Meeting
 Overall Record: USC leads 6-0
 in Honolulu: USC leads 4-0
 in Los Angeles: USC leads 2-0
 First Meeting: Nov. 15, 1930
 Last Meeting: Sept. 3, 2005
 Longest UH Win Streak: None
 Longest USC Win Streak: 6
 Largest UH Win Margin: None
 Largest USC Win Margin: 55
 Smallest UH Win Margin: None
 Smallest USC Win Margin: 16
 Shutouts: None

Series History

Date	Score	W	L	T	Pc
11/15/30	*USC 52, UH 0	0	1	-	.000
01/01/36	USC 38, UH 6%	0	2	-	.000
12/12/78	USC 21, UH 5	0	3	-	.000
09/04/99	USC 62, UH 7	0	4	-	.000
09/13/03	*USC 61, UH 32	0	5	-	.000
09/03/05	USC 63, UH 17	0	6	-	.000

UTAH STATE

Series Information: 11th Meeting
 Overall Series Record: Tied 5-5
 in Honolulu: UH leads 4-2
 in Logan: USU leads 3-1
 First Meeting: Dec., 17 1927
 Last Meeting: Nov. 7, 2009
 Longest UH Win Streak: 3
 Longest USU Win Streak: 4
 Largest UH Win Margin: 53
 Largest USU Win Margin: 48
 Smallest UH Win Margin: 1
 Smallest USU Win Margin: 14
 Shutouts: USU 1 (48-0, 1966)
 Overtimes: None

Series History

Date	Score	W	L	T	Pct
12/17/27	UH 21, USU 20	1	0	-	1.000
09/14/57	*USU 26, UH 12	1	1	-	.500
12/11/59	USU 48, UH 6	1	2	-	.333
09/11/65	*USU 31, UH 12	1	3	-	.250
11/26/66	USU 48, UH 0	1	4	-	.200
11/12/05	UH 50, USU 23	2	4	-	.333
11/04/06	*UH 63, USU 10	3	4	-	.429
10/06/07	UH 52, USU 37	4	4	-	.500
11/01/08	*USU 30, UH 14	4	5	-	.444
11/07/09	UH 49, USU 6	5	5	-	.500

* denotes away game

% denotes Pineapple Bowl (Honolulu)

SEASON REVIEW

The University of Hawai'i Warrior football team wrapped up its second season under head coach Greg McMackin with a 6-7 overall record. The Warriors, who suffered through a six-game losing streak, finished the season strong and came within one victory of securing a fourth straight bowl berth.

The 2009 Warriors battled through a season plagued with injuries to key personnel. Four starters suffered season-ending injuries, beginning with projected middle linebacker Brashron Satele during fall camp. Four weeks into the season, starting quarterback Greg Alexander went down with a major knee injury and the Warriors were left to summon their third string signal caller. Prior to the injury, Alexander was the nation's leader in total offense (446.0), ranked second in passing average (411.3) and fifth in passing efficiency (178.8). He threw for more than 400 yards in consecutive games against Washington State and UNLV.

At the same time, starting right tackle Laupepa Letuli was injured during weight training and would miss the remaining 10 games of the season. During the Idaho game, wide receiver Rodney Bradley broke his leg and was lost for the season. Bradley was just becoming more accustomed to the offense and was a big play threat, ranking 13th nationally in receiving yards per game (103.4).

But through it all, the Warriors overcame adversity—and a 2-6 start—by winning four straight and needing to win their season finale against Wisconsin for a Sheraton Hawai'i Bowl berth. During that losing streak, Hawai'i found a new quarterback in walk-on Bryant Moniz and several other players stepped up. The turning point of the season was at Nevada, a game in which the Warriors would eventually lose 31-21. The Wolf Pack were riding high, having won four straight after an 0-3 start, and the offense was clicking behind quarterback Colin Kaepernick. On the other hand, UH had lost five straight and were four touchdown underdogs.

The Warriors jumped out to a 14-0 lead and trailed by only one score late in the fourth quarter. Moniz passed for 374 yards and three touchdowns but his two interceptions - one in the Nevada end zone and another as UH was driving for the potential tying touchdown in the third quarter - kept the Warriors winless in five WAC games.

Despite the loss, the Warriors' ability to stay with the high-powered Wolf Pack to the final minutes of the game, gave them momentum for their stretch run. The win streak began with dominating victories over Utah State and New Mexico State in consecutive weeks at Aloha Stadium. During the NMSU game, slot receiver Greg Salas set the school's single-game reception record (16) but quarterback Moniz was banged up and forced to miss his next start at San Jose State.

Add to the mix, former UH head coach and current SJSU skipper Dick Tomey announced his

retirement prior to the game. But behind Shane Austin, the Warriors jumped out to a 7-0 lead and at halftime, the score was tied at 7. A third quarter field goal gave UH a 10-7 lead before the Spartans tied it with a field goal of their own midway through the fourth quarter. The game went into overtime - after a late SJSU turnover - and the Warriors prevailed with a Leon Wright-Jackson touchdown run.

Next up was the triple-option attack of Navy, coached by former UH quarterback Ken Niumatololo. The Midshipmen entered the game with one of the nation's top rushing offenses and coming off a dramatic win at Notre Dame two weeks earlier. But the Warriors neutralized the Mids' run game and Moniz passed for 366 yards and three scores. With the score tied at 17 at halftime, Hawai'i's defense came up big in the second half, shutting out Navy, while Alex Green's 14-yard touchdown reception in the third quarter, proved to be the game-winner.

Much was at stake for the Warriors in the regular season finale against Big Ten power Wisconsin in front of a nationally televised audience. A win would secure a bowl berth while a loss would end the season. Badger running back John Clay and his big offensive line was too much for the Warriors as Wisconsin jumped out to a 21-0 lead. At halftime the score was 27-3 and before UH could score its first touchdown of the game, the deficit was 37-3. After all was said and done, UW left Aloha Stadium with a 51-10 victory.

The Warriors said *aloha* to 23 seniors following the game, who were a part of three bowl teams and two 11-plus win seasons. Salas, center John Estes and linebacker Blaze Soares were named to the all-WAC first team and Estes was one of six finalists for the Rimington Award, given to the nation's top center. In addition, Salas finished two catches shy of the school's single-season record and UH finished in the top three nationally in passing offense for the 10th time in the last 11 years.

ESTES, SALAS ALL-AMERICANS: Center John Estes and slot receiver Greg Salas were both named to Phil Steele's All-America fourth team. In addition, Salas was mentioned as a *cnni.com* honorable mention All-American. Estes was also one of six finalists for the Rimington Award, given to the nation's top center. Salas was an early season nominee for the Fred Biletnikoff Award as the nation's top receiver.

FOUR NAMED TO ALL-WAC TEAMS: Center John Estes, slot receiver Greg Salas, and linebacker Blaze Soares were named to the all-Western Athletic Conference first team while offensive tackle Aaron Kia was selected to the second team. Estes, who set the NCAA record for most career starts with 54, is a three-time first team recipient. The Stockton, Calif., native has started all 54 games of his career since 2006 and has not missed a snap with the first unit. He is the fifth Warrior in school history to earn all-WAC

first team honors three times joining Davone Bess (2005-07), Jason Elam (1989, '91-92), Al Noga (1985-87), and Gary Allen (1979-81). Salas, a junior from Chino, Calif., led the WAC in both receptions (106) and receiving yards (1,590), both of which were the second highest single-season totals in school history. Soares, a senior from Kane'ohe, O'ahu, led the team with 107 tackles, which ranked fourth in the WAC. Kia, a senior from Mililani, O'ahu, started all 13 games at left tackle this season and made 24 career starts during his four-year career.

ALOHA, SENIORS: The Warriors said aloha to 23 seniors in the regular season finale against Wisconsin. The group were recognized following the game during the traditional "Senior Walk" post-game ceremony. Among the seniors were four-year lettermen center John Estes, defensive end John Fonoti, reserve running back/special teams member Inoke Funaki, offensive guard Raphael Ieru, offensive tackle Aaron Kia, linebacker R.J. Kiesel-Kauhane, special teams member Antwan Mahaley, reserve running back/special teams member Jayson Rego, reserve linebacker/special teams member Joshua Rice, and defensive tackle Rocky Savaigaea.

LATE SEASON HEROICS: Traditionally, the Warriors have played their best during the months of November and December. Since 1999, UH is 31-10 in regular season games during those months, including a 4-1 record this season. Needing to win their final five games for a bowl berth, the Warriors won four straight until the season-ending loss to Wisconsin. In 2008, with a 4-5 mark entering the second week of November, UH reeled off three straight wins to secure a spot in the Sheraton Hawai'i Bowl. In 2004, also with a 4-5 record and three regular season games remaining, UH won all three games to earn a Hawai'i Bowl invitation.

"MO" BETTER: After missing the San Jose State game due to injury, quarterback Bryant Moniz came back and led UH to a 24-17 victory over Navy. The sophomore, who took over for Greg Alexander, the team's starter who suffered a season-ending injury at Louisiana Tech, completed 32-of-44 passes for 366 yards and three touchdowns. Moniz passed for 300-yards or more four times this season, including a career-high 374 in a loss at Nevada. He also threw for 360 yards and one TD at Idaho and 337 yards and four scores against Utah State. After making his UH debut against Fresno State, Moniz completed 57.1 percent of his passes for 2,396 yards and 14 touchdowns.

THE "1" TO WATCH: Junior slot receiver Greg Salas crept up the UH record books with his solid play this season. Salas ranked fourth nationally in receiving yards per game (122.3) and sixth in receptions per game (8.2). Wearing uniform No. 1, the 6-foot-2, 200-pound junior, led the team


with 1,590 yards receiving, which is the second highest single-season total in school history. He is also just the fourth receiver in school history with 100 receptions in a single season and his 106 catches was two shy of Davone Bess's season record of 108 set in 2007. Against New Mexico State, Salas set a school single-game record with 16 catches for a career-high 196 yards and one touchdown. He has surpassed the 100-yard mark eight times this season. He also had big-play ability with 17 catches going for 25 yards or more, including a season-long 66-yarder against Central Arkansas and 61-yarder against Washington State. The Chino, Calif., native currently has a streak of 27 consecutive games with a reception dating back to the first game of last season.

BACK TO FORM: The Warriors returned as one of the elite offenses in the country in 2009. Since UH installed the run-and-shoot offense in 1999, the Warriors consistently ranked among the top teams in the country in passing, total offense, and scoring. In 2008, with new starters at the skill positions, UH failed to finish in the nation's top four in passing. In 2006 and '07, the run-and-shoot powered the highest-scoring offense in the NCAA at 46.9 and 43.4 ppg, respectively. This season, UH ranked third in passing (337.0) and 14th in total offense (437.5).

UH Offense in NCAA Statistics (Final)

Year	Pass	YPG	Total Offense	YPG	Scoring	PPG
2009	3rd	337.0	14th	437.5	89th	22.8
2008	28th	251.3	72nd	345.8	71st	24.6
2007	2nd	439.5	3rd	512.1	1st	43.4
2006	1st	432.2	1st	549.9	1st	46.9
2005	2nd	384.2	11th	476.2	35th	30.7
2004	3rd	333.1	20th	430.0	9th	35.9
2003	2nd	384.4	6th	488.1	14th	34.7
2002	1st	387.9	3rd	500.8	8th	35.9
2001	2nd	381.3	7th	462.7	5th	40.3
2000	4th	322.9	40th	396.7	65th	24.5
1999	2nd	338.6	17th	434.5	T35th	29.0

STINGY DEFENSE: Prior to the Wisconsin game, the Hawai'i defense had played its best all year, yielding an average of 11.0 points and 285.7 yards of total offense per game. Against Navy, the Warriors held the Midshipmen 40 yards below its rushing average and shut out the Midshipmen in the second half, the first team all year to hold them scoreless in a half. Against San Jose State, UH limited the Spartans to 10 points and 277 yards, while forcing four turnovers. A week earlier, the Warriors allowed a season-low six points and 244 yards in a win over New Mexico State. In the last three games, UH forced six turnovers (5 INT, 1 fumble). In the final minute of regulation against SJSU, defensive tackle Tuika Tufaga stripped Lamont Muldrow as the Spartans were driving in UH territory.



Linebacker Blaze Soares (pointing without helmet) gets mobbed by his teammates after making the game-clinching sack in UH's 24-17 victory over Navy.

ASSOCIATED PRESS POLL

(Final)

Rk	School (1st Place Votes)	Record	Points	LW
1	Alabama (60)	14-0	1500	1
2	Texas	13-1	1399	2
3	Florida	13-1	1370	5
4	Boise St.	14-0	1366	6
5	Ohio St.	11-2	1224	8
6	TCU	12-1	1163	3
7	Iowa	11-2	1126	10
8	Cincinnati	12-1	1060	4
9	Penn St.	11-2	1016	11
10	Virginia Tech	10-3	953	12
11	Oregon	10-3	886	7
12	BYU	11-2	806	15
13	Georgia Tech	11-3	768	9
14	Nebraska	10-4	724	20
15	Pittsburgh	10-3	697	17
16	Wisconsin	10-3	571	24
17	LSU	9-4	501	13
18	Utah	10-3	491	23
19	Miami (Fla.)	9-4	310	14
20	Mississippi	9-4	296	NR
21	Texas Tech	9-4	224	NR
22	Southern California	9-4	216	NR
23	Central Mich.	12-2	166	25
24	Clemson	9-5	125	NR
25	West Virginia	9-4	91	18

Others Receiving Votes: Oklahoma 90, Oregon State 89, Navy 85, Stanford 67, Oklahoma State 40, Rutgers 37, Auburn 8, Georgia 7, Florida State 6, Connecticut 5, Arizona 5, Middle Tennessee 4, Air Force 3, Arkansas 3, Villanova 2.

USA TODAY COACHES POLL

(Final)

Rk	School (1st Place Votes)	Record	Points	LW
1	Alabama (58)	14-0	1450	1
2	Texas	13-1	1360	2
3	Florida	13-1	1323	5
4	Boise St.	14-0	1312	6
5	Ohio St.	11-2	1190	8
6	TCU	12-1	1104	3
7	Iowa	11-2	1087	11
8	Penn St.	11-2	1071	9
9	Cincinnati	12-1	943	4
10	Virginia Tech	10-3	940	12
11	Oregon	10-3	846	7
12	BYU	11-2	814	14
13	Georgia Tech	11-3	741	10
14	Nebraska	10-4	671	19
15	Pittsburgh	10-3	667	16
16	Wisconsin	10-3	587	22
17	LSU	9-4	530	13
18	Utah	10-3	466	24
19	Miami (Fla.)	9-4	336	15
20	Southern California	9-4	217	NR
21	Mississippi	9-4	192	NR
22	West Virginia	9-4	159	17
23	Texas Tech	9-4	152	NR
24	Central Mich.	12-2	123	NR
25	Oklahoma St.	9-4	92	18

Others Receiving Votes: Navy (10-4) 89; Oregon State (8-5) 78; Clemson (9-5) 75; Oklahoma (8-5) 67; Stanford (8-5) 49; Auburn (8-5) 17; Georgia (8-5) 13; Houston (10-4) 12; Middle Tennessee (10-3) 12; Arizona (8-5) 11; Arkansas (8-5) 10; Connecticut (8-5) 10; Florida State (7-6) 9; Air Force (8-5) 7; Rutgers (9-4) 7; Northwestern (8-5) 6; East Carolina (9-5) 4; Southern Methodist (8-5) 1.

WAC/NCAA STATISTICAL RANKINGS

(Final)


TEAM	WAC	NCAA	STAT
Scoring Offense	7	89	22.8
Passing Offense	1	3	337.0
Passing Efficiency	7	46	132.8
Rushing Offense	8	109	100.5
Total Offense	5	14	437.5
Scoring Defense	5	90	29.5
Passing Defense	4	35	202.7
Passing Efficiency Defense	7	97	138.9
Rushing Defense	5	107	201.8
Total Defense	3	93	404.5
Kickoff Returns	4	41	22.7
Punt Return Average	6	88	6.5
Turnover Margin	9	113	-0.85

INDIVIDUAL	WAC	NCAA	STAT
Rushing Average			
None			
Passing Average			
Bryant Moniz	4	29	239.6
Passing Efficiency			
Bryant Moniz	7	63	128.6
Total Offense			
Bryant Moniz	4	32	251.3
Receptions/Game			
Greg Salas	1	6	8.2
Kealoa Pilares	3	50	5.1
Jon Medeiros	7	68	4.7
Receiving Yards/Game			
Greg Salas	1	4	122.3
Jon Medeiros	6	84	58.9
Kealoa Pilares	10	-	53.1
All-Purpose Yards/Game			
Greg Salas	5	49	126.7
Jovonte Taylor	7	84	104.6
Kickoff Return Average			
Jovonte Taylor	5	47	24.8
Punting			
None			
Punt Return Average			
Ryan Henry	4	55	5.2
Scoring			
None			
Field Goals			
Scott Enos	6	81	0.92
Tackles (Top 25)			
Blaze Soares	4	62	8.2
R.J. Kiesel-Kauhane	15	-	6.5
Spencer Smith	21	-	5.9
Mana Silva	T23	-	5.7
Sacks			
Corey Paredes	10	-	0.31
Tackles For Loss			
R.J. Kiesel-Kauhane	10	-	0.69
Interceptions			
Mana Silva	1	11	0.46
Lemetrius Davis	T7	-	0.23
Forced Fumbles			
Corey Paredes	T5	T60	0.23
Fumbles Recovered			
None			
Passed Defended			
Lametrius Davis	4	73	0.85
Mana Silva	T6	-	0.77

GAME 1 • Sept. 4, 2009

ALOHA STADIUM (35,751) Honolulu, HI

	1	2	3	4	OT	Final
Central Arkansas	7	7	0	6	-	20
Hawai'i	2	7	10	6	-	25



HONOLULU – Hawai'i escaped with a 25-20 season-opening win over Central Arkansas at Aloha Stadium. Greg Alexander found Rodney Bradley in the back of the end zone for an 8-yard score with 1:22 left to lift UH to the victory.

UH won despite four turnovers, including a pair of critical fumbles—one that set up a UCA (0-1) score just two minutes into the game and another midway through the fourth quarter as UH looked to take the lead. But the Warriors hung tough, reeling off 17 unanswered points in the second and third quarters, scoring with just 82 seconds left in the game after trailing by a point, and recovering a fumble in the waning seconds to secure the win.

Alexander threw for 304 yards and tied a career-high with three touchdown tosses. The senior also rushed for a career-high 76 yards. The real hero of the game, however, was junior wide receiver Greg Salas, whose winding catch-and-run eventually set up the game-winner. UH had the ball on its own 26-yard line trailing 20-19 with just 2:26 remaining in the game when Salas took an Alexander toss 66 yards down to the Bears 8-yard line. The Warriors would score three plays later. Salas finished with a team-high seven catches and a career-high 180 yards receiving and one touchdown reception.

The UH defense shut down on the Bears (0-1) for good when they recorded two sacks on the final possession. Corey Paredes took down UCA quarterback Robbie Park and forced a fumble that was recovered by Richard Torres in the final minute of the game.

R.J. Kiesel-Kauhane, Spencer Smith and Mana Silva led the UH defense with 10 tackles each. For the third straight season, UH opened its home schedule with an FCS team. But unlike its last two games, which UH won by double-digits, this one came down to the wire. Running back Brent Grimes scored all three UCA touchdowns, but it wasn't enough as the Warriors won its home opener for the fourth straight year.

SCORING SUMMARY

1st	13:00 UCA	Grimes 1 yd run (Carmona kick)
	09:03 UH	TEAM safety, UCA 7 - UH 2
2nd	12:57 UCA	Grimes 4 yd pass from Park (Carmona kick), 11-73, 5:08, UCA 14 - UH 2
	04:14 UH	Salas 4 yd pass from Alexander (Enos kick), 5-61 2:27, UCA 14 - UH 9
3rd	08:47 UH	Pilares 3 yd pass from Alexander (Enos kick), 9-67 4:22, UCA 14 - UH 16
	02:21 UH	Enos 36 yd field goal, 8-51 4:10, UCA 14 - UH 19
4th	10:00 UCA	Grimes 1 yd run (pass failed), 10-86 4:54, UCA 20 - UH 19
	01:22 UH	Bradley 8 yd pass from Alexander (pass failed), 4-74 1:04, UCA 20 - UH 25

	UCA	UH
FIRST DOWNS	16	17
RUSHES-YARDS (NET)	38-84	28-111
PASSING YDS (NET)	186	304
Passes Att-Comp-Int	31-20-0	32-21-1
TOTAL OFFENSE PLAYS-YARDS	69-270	60-415
Fumble Returns-Yards	0-0	0-0
Punt Returns-Yards	0-0	5-50
Kickoff Returns-Yards	3-54	5-127
Interception Returns-Yards	1-0	0-0
Punts (Number-Avg)	6-42.7	3-35.3
Fumbles-Lost	2-1	4-3
Penalties-Yards	6-35	2-5
Possession Time	33:24	26:36
Third-Down Conversions	6 of 15	6 of 10
Fourth-Down Conversions	1 of 3	0 of 0
Red-Zone Scores-Chances	3-3	4-6
Sacks By: Number-Yards	4-23	2-19

RUSHING: UCA-Grimes,Brent 18-65; Ceaser,Leonard 10-62; Lovett,James 1-1; Park,Robbie 8-minus 10. UH-Greg Alexander 16-76; Alex Green 5-17; Kealoa Pilares 1-13; Leon Wright-Jackson 4-9.

PASSING: UCA-Park,Robbie 20-31-0-186. UH-Greg Alexander 21-32-1-304.


RECEIVING: UCA-Echols,Preston 5-44; Lovett,James 4-61; Jackson,Isaiah 4-37; Adams,TJ 2-20; Grimes,Brent 2-7; Croom,Dominique 1-8; Moss,Rico 1-7; Ceaser,Leonard 1-2. UH-Greg Salas 7-180; Kealoa Pilares 6-42; Leon Wright-Jackson 4-33; Rodney Bradley 3-42; Jovonte Taylor 1-7.

INTERCEPTIONS: UCA-Feazell,Pieri 1-0. UH-None.

FUMBLES: UCA-TEAM 1-0; Park,Robbie 1-1. UH-Greg Alexander 3-2; Kealoa Pilares 1-1.

GAME 2 • Sept. 12, 2009
QWEST FIELD (42,912) Seattle, WA

	1	2	3	4	OT	Final
Hawai'i	21	14	0	3	-	38
Washington State	0	6	7	7	-	20



SEATTLE – Hawai'i jumped out to a huge lead and never looked back in a 38-20 win over Washington State at Qwest Field. Playing the first of three straight road games, the Warriors got off on the right foot by defeating a BCS team on the road for the first time in seven tries.

UH benefitted from five Cougar turnovers in the first half and generated big play after big play in taking a 35-0 lead barely five minutes into the second quarter. The Warriors led 35-6 at halftime and the Cougars never got closer than 15 points thereafter.

Washington State showed signs of life in the second half and after a pair of touchdowns, cut the UH lead to 35-20. But it was

too little, too late as the Warriors defeated the Cougars for the second straight year.

The UH offense exploded for 349 yards of offense in the first half alone. Meanwhile, the UH defense was just as active, forcing three fumbles and two interceptions and allowed just six first-half points by the Cougars. By the time the game was over, UH piled up 626 yards of offense, its most since its 2006 Hawai'i Bowl win over Arizona State, and defensively forced seven Cougar turnovers.

Greg Alexander finished with a career-high 453 yards and three touchdowns. Greg Salas and Rodney Bradley, meanwhile, were absolutely unstoppable, combing for 345 of those yards. Salas hauled in seven catches for a career-high 195 yards and a touchdown, while Bradley tallied seven catches for 150 yards and two touchdowns.

Junior safety Mana Silva picked off two passes, while sophomore linebacker Corey Paredes tallied eight tackles, a sack and two forced fumbles.

SCORING SUMMARY

- 1st 11:50 UH Bradley 23 yd pass from Alexander (Enos kick), 6-80 3:10, UH 7 - WSU 0
- 07:22 UH Salas 7 yd pass from Alexander (Enos kick), 4-61 1:21, UH 14 - WSU 0
- 00:34 UH Leon Wright-Jackson 2 yd run (Enos kick), 4-27 1:48, UH 21 - WSU 0
- 2nd 11:15 UH Bradley 73 yd pass from Alexander (Enos kick), 2-73 0:19, UH 28 - WSU 0
- 10:05 UH Green 44 yd run (Enos kick), 2-47 0:55, UH 35 - WSU 0
- 02:03 WSU Grasu 20 yd field goal, 13-65 5:42, UH 35 - WSU 3
- 00:42 WSU Grasu 40 yd field goal, 4--6 1:05, UH 35 - WSU 6
- 3rd 08:00 WSU Montgomery 2 yd run (Grasu kick), 15-84 6:52, UH 35 - WSU 13
- 4th 13:18 WSU Lopina 4 yd run (Grasu kick), 9-53 1:46, UH 35 - WSU 20
- 11:00 UH Enos 20 yd field goal, 5-67 2:12, UH 38 - WSU 20

	UH	WSU
FIRST DOWNS	22	22
RUSHES-YARDS (NET)	26-137	39-176
PASSING YDS (NET)	489	227
Passes Att-Comp-Int	37-27-0	38-20-3
TOTAL OFFENSE PLAYS-YARDS	63-626	77-403
Fumble Returns-Yards	0-0	2-39
Punt Returns-Yards	3-6	1-3
Kickoff Returns-Yards	5-107	7-130
Interception Returns-Yards	3-5	0-0
Punts (Number-Avg)	4-25.2	4-46.0
Fumbles-Lost	4-4	7-4
Penalties-Yards	12-120	7-54
Possession Time	30:19	29:41
Third-Down Conversions	2 of 8	3 of 13
Fourth-Down Conversions	0 of 0	2 of 2
Red-Zone Scores-Chances	3-6	4-4
Sacks By: Number-Yards	3-19	1-1

RUSHING: UH-Alex Green 9-59; Leon Wright-Jackson 4-34; Jayson Rego 3-17; Greg Alexander 3-11; Inoke Funaki 4-11; Bryant Moniz 2-4; Chizzy Dimude 1-1. WSU-Montgomery, Jam. 17-118; Tardy, Dwight 7-26; Lopina, Kevin 10-16; Mitz, Logwone 3-12; Blackledge, Dan. 1-7; Lobbstaël, Mar. 1-minus 3.

PASSING: UH-Greg Alexander 26-36-0-453; Bryant Moniz 1-1-0-36. WSU-Lopina, Kevin 18-32-2-191; Lobbstaël, Mar. 2-6-1-36.


RECEIVING: UH-Kealoha Pilares 8-69; Greg Salas 7-195; Rodney Bradley 7-150; Jovonte Taylor 3-28; Jon Medeiros 1-36; Leon Wright-Jackson 1-11. WSU-Solomon, Jeff. 6-71; Anderson, Jeshua 3-57; Karstetter, Jar. 3-32; Simone, Gino 3-19; Blackledge, Dan. 2-34; Tardy, Dwight 2-4; Montgomery, Jam. 1-10.

INTERCEPTIONS: UH-Mana Silva 2-2; Spencer Smith 1-3. WSU-None.

FUMBLES: UH-Greg Alexander 2-2; Inoke Funaki 1-1; Alex Green 1-1. WSU-Karstetter, Jar. 2-2; Lopina, Kevin 2-1; Jones, Brandon 1-1;

GAME 3 • Sept. 19, 2009
SAM BOYD STADIUM (29,717) Las Vegas, NV

	1	2	3	4	OT	Final
Hawai'i	10	10	0	13	-	33
UNLV	7	7	7	13	-	34



LAS VEGAS –Hawai'i came agonizingly close to its second straight road win before giving up a late touchdown in a 34-33 loss to UNLV at Sam Boyd Stadium. Omar Clayton hit Phillip Payne for a 15-yard touchdown for the game-winner with just 34 seconds left.

Payne scored two touchdowns in the second half as the Rebels (2-1) overcame a six-point halftime deficit and defeated the Warriors (2-1) for the first time in the last three meetings. It was a back-and-forth affair in the second half with the lead changing hands five times. The Rebels would have the last word, going on a 14-play 67-yard game-winning drive in the final five minutes of the contest.

For the second straight game the Warrior offense was on full cylinder. UH piled up more than 500 yards of total offense with Greg Alexander passing for a career-high 477 yards and three touchdowns. It was the second straight game the senior threw for more than 400 yards. Three different receivers caught for more than 100 yards—Rodney Bradley (189), Kealoha Pilares (146) and Greg Salas (104). Pilares snared 13 catches to become one of just five players in school history to reach that mark.

Most of that offense came in the first half as Alexander threw for 341 yards and hooked up with Salas and Rodney Bradley for touchdown passes of 54 and 39 yards, respectively. Pilares, meanwhile, caught all but one of his passes by the break. UH didn't punt once in the first half as the Warriors took a 20-14 lead into the locker room.

UNLV, however, controlled the clock in the second half, particularly in the third quarter when they held the ball for nearly 13 minutes. UNLV entered the fourth quarter with a one-point lead. The Warriors recaptured the lead twice, including taking a 33-28 lead on an Alex Green 2-yard run with 5:27 remaining. But Clayton would lead the final drive of the evening and finished with 340 yards and three touchdowns in the win.

SCORING SUMMARY

- 1st 11:23 UH Enos 20 yd field goal, 9-78 3:37, UH 3 - LV 0
- 04:12 LV Clausen 2 yd run (Watson kick), 9-80 3:47, UH 3 - LV 7
- 01:55 UH Salas 54 yd pass from Alexander (Enos kick), 4-75 2:11, UH 10 - LV 7
- 2nd 03:24 UH Bradley 39 yd pass from Alexander (Enos kick), 8-91 3:25, UH 17 - LV 7
- 01:35 LV Robinson 42 yd pass from Clayton (Watson kick), 6-72 1:43, UH 17 - LV 14
- 00:00 UH Scott Enos 47 yd field goal, 7-58 1:29, UH 20 - LV 14
- 3rd 00:29 LV Payne 8 yd pass from Clayton (Watson kick), 9-55 3:58, UH 20 - LV 21
- 4th 11:34 UH Salas 23 yd pass from Alexander (Enos kick), 8-78 3:49, UH 27 - LV 21
- 08:53 LV Clayton 11 yd run (Watson kick), 6-75 2:34, UH 27 - LV 28
- 05:27 UH Green 2 yd run (Alexander pass failed), 6-59 3:17, UH 33 - LV 28
- 00:36 LV Payne 15 yd pass from Clayton (Clayton pass failed), 14-67 4:40, UH 33 - LV 34

	UH	UNLV
FIRST DOWNS	23	28
RUSHES-YARDS (NET)	15-28	35-120
PASSING YDS (NET)	477	340
Passes Att-Comp-Int	48-31-1	43-28-2
TOTAL OFFENSE PLAYS-YARDS	63-505	78-460
Fumble Returns-Yards	0-0	0-0
Punt Returns-Yards	1-4	0-0
Kickoff Returns-Yards	5-116	5-136
Interception Returns-Yards	2-17	1-0
Punts (Number-Avg)	1-39.0	2-44.5
Fumbles-Lost	0-0	0-0
Penalties-Yards	5-40	6-60
Possession Time	25:46	34:14
Third-Down Conversions	5 of 11	10 of 16
Fourth-Down Conversions	1 of 3	2 of 2
Red-Zone Scores-Chances	2-3	4-6
Sacks By: Number-Yards	1-9	2-10

RUSHING: UH-Greg Alexander 9-17; Alex Green 3-10; Leon Wright-Jackson 3-1. UNLV-Trotter, C. 15-68; Clayton, Omar 9-19; Cox, C.J. 4-12; Wolfe, Ryan 2-10; Clausen, Mike 2-5; Brogdon, Chris 2-3; Johnson, M. 1-3.

PASSING: UH-Greg Alexander 31-48-1-477. UNLV-Clayton, Omar 28-43-2-340.

RECEIVING: UH-Kealoha Pilares 13-146; Rodney Bradley 8-189; Greg Salas 6-104; Royce Pollard 2-22; Leon Wright-Jackson 2-16. UNLV-Wolfe, Ryan 9-130; Payne, Phillip 8-94; Robinson, J. 3-69; Watkins, Kyle 2-17; Johnson, M. 2-13; Trotter, C. 2-7; Anthony, R. 1-5; Barrett, Jordan 1-5.

INTERCEPTIONS: UH-Richard Torres 1-17; Mana Silva 1-0. UNLV-Grant, Mike 1-0.

FUMBLES: UH-None. UNLV-None.

GAME 4 • Sept. 30, 2009

JOE ALLET STADIUM (21,263)

Ruston, LA

	1	2	3	4	OT	Final
Hawai'i	3	3	0	0	-	6
Louisiana Tech	7	3	14	3	-	27



RUSTON, La. – Hawai'i suffered its second straight road defeat with a 27-6 loss to Louisiana Tech in the Western Athletic Conference opener for both teams at Joe Alliet Stadium. UH dropped to 2-2 on the year and 0-1 in the WAC.

After clinging to a 10-6 halftime lead, the Bulldogs (2-2, 1-0 WAC) pulled away in the second half, out-scoring the Warriors, 17-0. The Bulldogs won the game with power rushing, gaining a season-high 352 yards. Daniel Porter finished with 25 carries for a season-high 160 yards and two touchdowns.

Meanwhile, UH's big-play offense was held in check. The Warriors did put together a pair of sustained drives in the first half, but were held to field goals on both occasions. Quarterback Greg Alexander finished with a season-low 199 yards before being knocked out of the game late in the third quarter. UH also surrendered a season-high seven sacks.

The Warriors got off to a rough start in the second half when a tipped pass was intercepted by Kwame Jordan on UH's first play from scrimmage. The Bulldogs capitalized moments later when Porter scored his second touchdown of the night for a 17-6 La Tech lead early in the third quarter. The Bulldogs padded their lead to 24-6 entering the final quarter following a Myke Compton 6-yard run.

Hawai'i's only points came on a pair of Scott Enos field goals in the first half. The Warriors ultimately failed to score a touchdown for the first time since a loss at Boise State in 2004, a span of some 63 games. UH looked to score late in the fourth quarter but Greg Salas fumbled the ball into the endzone, punctuating a frustrating night for the Warriors who were playing the final of three straight road games in September.

Salas led the Warriors with six catch for 122 yards, his fourth 100-yard game this season. Backup quarterback Bryant Moniz completed 5-of-11 passes for 109 yards in a quarter of action, after filling in for Alexander. Blaze Soares led the UH defense with 12 tackles.

SCORING SUMMARY

1st	06:32	UH	Enos 36 yd field goal, 12-69 5:45, UH 3 - TECH 0
	02:39	LT	Porter 3 yd run (Nelson kick), 11-72 3:53, UH 3 - TECH 7
2nd	05:39	LT	Nelson 28 yd field goal, 17-79 6:26, UH 3 - TECH 10
	00:08	UH	Enos 18 yd field goal, 13-63 5:31, UH 6 - TECH 10
3rd	12:02	LT	Porter 1 yd run (Nelson kick), 6-26 2:47, UH 6 - TECH 17
	02:22	LT	Compton 6 yd run (Nelson kick), 8-56 2:36, UH 6 - TECH 24
4th	12:05	LT	Nelson 26 yd field goal, 10-54 3:25, UH 6 - TECH 27

	UH	LT
FIRST DOWNS	17	26
RUSHES-YARDS (NET)	16--7	57-352
PASSING YDS (NET)	308	97
Passes Att-Comp-Int	45-25-2	22-13-0
TOTAL OFFENSE PLAYS-YARDS	61-301	79-449
Fumble Returns-Yards	0-0	0-0
Punt Returns-Yards	1-8	1-5
Kickoff Returns-Yards	6-146	3-56
Interception Returns-Yards	0-0	2-0
Punts (Number-Avg)	3-45.7	4-32.0
Fumbles-Lost	1-1	0-0
Penalties-Yards	3-20	4-55
Possession Time	24:20	35:40
Third-Down Conversions	5 of 12	7 of 14
Fourth-Down Conversions	0 of 2	1 of 1
Red-Zone Scores-Chances	2-3	5-6
Sacks By: Number-Yards	1-6	7-41

RUSHING: UH-Alex Green 3-7; Leon Wright-Jackson 1-2; Jayson Rego 1-0; Greg Alexander 9-minus 1; Bryant Moniz 2-minus 15. LT-Porter, Daniel 25-160; Duplessis, T. 14-75; Livas, Phillip 3-52; Compton, Myke 6-35; Jenkins, Ross 6-19; Stuart, R.P. 1-13; TEAM 2-minus 2.

PASSING: UH-Greg Alexander 20-34-2-199; Bryant Moniz 5-11-0-109. LT-Jenkins, Ross 13-22-0-97.

RECEIVING: UH-Kealoha Pilares 8-60; Royce Pollard 7-84; Greg Salas 6-122; Rodney Bradley 4-42. LT-Duplessis, T. 4-42; Livas, Phillip 2-12; Porter, Daniel 2-11; Stuart, R.P. 1-11; Williams, Cruz 1-8; Morris, Dennis 1-6; Linwood, Adrian 1-4; Spence, Chandler 1-3.

INTERCEPTIONS: UH-None. LT-Jordan, Kwame 1-0; Young, Deon 1-0.

FUMBLES: UH-Greg Salas 1-1. LT-None.

GAME 5 • Oct. 10, 2009

ALOHA STADIUM (38,556) Honolulu, HI

	1	2	3	4	OT	Final
Fresno State	14	14	14	0	-	42
Hawai'i	0	3	0	14	-	17



HONOLULU – Hawai'i dropped its third straight game with a 42-17 loss to Fresno State on a rainy night at Aloha Stadium. UH fell to 2-3 overall and 0-2 in the Western Athletic Conference.

The Bulldogs (2-3, 1-1 WAC) scored the first three touchdowns of the game and never looked back in defeating the Warriors for the first time since 2005. UH, meanwhile dropped consecutive WAC games for the first time since 2005 and lost three straight games for the first time since the 2000 season.

Fresno State entered the game with one of the most vaunted rushing attacks in the country, but built their lead on a balanced attack. Ryan Colburn completed 11-of 13 passes for 110 yards and two touchdowns and the Bulldog running backs racked up 139 yards and two touchdowns as Fresno State led 28-3 at the half. The Bulldogs led 42-3 entering the fourth quarter before UH scored a pair of touchdowns in the final 7:00 of the game. Ryan Mathews led the Bulldogs rushing attack with 149 yards and one touchdown on 24 carries.

Sophomore Bryant Moniz, making his first career start at quarterback for UH, finished 24-of-52 for 283 yards and two touchdowns. Junior wide receiver Rodney Bradley hauled in seven catches for a team-high 94 yards.

UH turned the ball three times and Fresno State turned that into 21 points, including a touchdown late in the first half after a muffed UH punt. Despite moving the ball, the UH offense struggled to score most of the game. They finally broke through in the fourth quarter and ended a seven quarter scoring drought when Moniz hit Greg Salas for a 5-yard reception with 7:25 remaining in the game. Salas fumbled the ball into the endzone where Jon Medeiros pounced on the ball for the touchdown. The Warriors would score minutes later on a Bradley 4-yard toss from Moniz.

SCORING SUMMARY

1st	11:59	FS	Miller 3 yd run (Goessling kick), 2-8 0:45, FS 7 - UH 0
	06:58	FS	Mathews 19 yd run (Goessling kick), 8-69 3:24, FS 14 - UH 0
2nd	07:55	FS	Wylie 17 yd pass from Colburn (Goessling kick), 10-80 5:09, FS 21 - UH 0
	03:20	UH	Enos 33 yd field goal, 12-58 4:28, FS 21 - UH 3
	00:11	FS	West 17 yd pass from Colburn (Goessling kick), 4-30 1:28, FS 28 - UH 3
3rd	11:05	FS	Rouse 34 yd run (Goessling kick), 7-68 3:51, FS 35 - UH 3
	03:58	FS	Rouse 16 yd run (Goessling kick), 6-57 2:47, FS 42 - UH 3
4th	07:25	UH	Medeiros 1 yd pass from Moniz (Enos kick), 10-56 3:47, FS 42 - UH 10
	04:42	UH	Bradley 4 yd pass from Moniz (Enos kick), 7-43 2:43, FS 42 - UH 17

	FS	UH
FIRST DOWNS	24	19
RUSHES-YARDS (NET)	47-277	18-85
PASSING YDS (NET)	135	283
Passes Att-Comp-Int	17-14-0	52-24-2
TOTAL OFFENSE PLAYS-YARDS	64-412	70-368
Fumble Returns-Yards	0-0	1-5
Punt Returns-Yards	0-0	3-44
Kickoff Returns-Yards	2-9	7-103
Interception Returns-Yards	2-3	0-0
Punts (Number-Avg)	3-43.3	3-48.3
Fumbles-Lost	3-2	6-1
Penalties-Yards	1-15	7-45
Possession Time	31:08	28:52
Third-Down Conversions	7 of 11	7 of 13
Fourth-Down Conversions	1 of 1	0 of 1
Red-Zone Scores-Chances	5-5	3-5
Sacks By: Number-Yards	1-9	1-1

RUSHING: FS-Mathews, Ryan 24-149; Rouse, Robbie 6-73; Miller, Lonyae 6-25; Colburn, Ryan 3-14; Wylie, Devon 1-14; Harding, Anthony 4-7; West, Chastin 1-minus 1; TEAM 2-minus 4. UH-Leon Wright-Jackson 5-66; Bryant Moniz 8-11; Chizzy Dimude 2-10; Alex Green 2-0; TEAM 1-minus 2.

PASSING: FS-Colburn, Ryan 12-14-0-120; Carr, Derek 2-3-0-15. UH-Bryant Moniz 24-52-2-283.

RECEIVING: FS-Ajirotutu, Seyi 4-48; West, Chastin 3-32; Wylie, Devon 3-27; Camp, Reynard 1-10; Newborn, Darren 1-9; Pascoe, Vince 1-7; Moore, Marlon 1-2. UH-Rodney Bradley 7-94; Greg Salas 6-79; Royce Pollard 4-36; Jon Medeiros 2-38; Chizzy Dimude 1-13; Joe Avery 1-11; Inoke Funaki 1-4; Kealoha Pilares 1-4; Alex Green 1-4.


INTERCEPTIONS: FS-Jacobs, Ben 1-3; Harris, Moses 1-0. UH-None.

FUMBLES: FS-Miller, Lonyae 1-1; TEAM 1-1; Wylie, Devon 1-0. UH-Bryant Moniz 2-0; Greg Salas 1-0; Ryan Henry 1-1; Mana Lolotai 1-0; Rodney Bradley 1-0.

GAME 6 • Oct. 17, 2009

KIBBIE DOME (12,763) Moscow, Idaho

	1	2	3	4	OT	Final
Hawai'i	10	0	0	13	-	23
Idaho	14	0	7	14	-	35



MOSCOW, Idaho – Hawai'i lost its fourth straight contest with a 35-23 setback to Idaho at the Kibbie Dome. The Warriors fell to 2-4 overall and 0-3 in the Western Athletic Conference.

DeMaundry Woolridge ran for four touchdowns, including two fourth-quarter scores, to help secure the Idaho's fifth straight win. The Vandals improved to 6-1 overall and a perfect 3-0 in the WAC.

The win was just Idaho's second in 10 all-time meetings with UH and the first over the Warriors since joining the WAC in 2005. Meanwhile, UH has lost four straight overall for the first time since the 2000 season. That was

also the last time Hawai'i dropped its first three conference games.

The Warriors never led in the game but stayed within striking distance for much of the way and trailed by just four points early in the fourth quarter. The game was a shootout early on as the first four drives resulted in points. UH actually out-gained the Vandals and nearly doubled them up in time of possession in the first half, but trailed 14-10 at the break.

It was a 21-17 game early in the fourth quarter after a Bryant Moniz 15-yard run. But Woolridge rumbled in from 1-yard out midway through the fourth quarter to make it and in 11-point margin and UH fumbled on their next possession to effectively seal the game.

Moniz, performed admirable in his second career start and first on the road for the Warriors. The sophomore finished 30-of-42 for 360 yards and one touchdown. Junior wide receiver Greg Salas grabbed a career-high 10 catches for 123 yards and a score.

Woolridge finished with 81 yards rushing, while Idaho quarterback Nathan Enderle finished 14-of-17 for 226 yards and one touchdown

SCORING SUMMARY

1st	12:09	UI	Woolridge 28 yd run (Farquhar kick), 6-65 2:51, UH 0 - IDAHO 7
	08:55	UH	Funaki 8 yd run (Enos kick), 7-74 3:09, UH 7 - IDAHO 7
	08:00	UI	Shaw 60 yd pass from Enderle (Farquhar kick), 2-60 0:55, UH 7 - IDAHO 14
	02:40	UH	Enos 22 yd field goal, 11-64 5:13, UH 10 - IDAHO 14
3rd	05:37	UI	Woolridge 4 yd run (Trey Farquhar kick), 14-81 7:34, UH 10 - IDAHO 21
4th	14:18	UH	Moniz 15 yd run (Enos kick), 10-74 6:14, UH 17 - IDAHO 21
	08:46	UI	Woolridge 1 yd run (Trey Farquhar kick), 10-60 5:32, UH 17 - IDAHO 28
	01:08	UI	Woolridge 6 yd run (Trey Farquhar kick), 10-68 6:08, UH 17 - IDAHO 35
	00:19	UH	Salas 21 yd pass from Moniz (Moniz rush failed), 4-78 0:41, UH 23 - IDAHO 35

	UH	UI
FIRST DOWNS	26	20
RUSHES-YARDS (NET)	24-77	39-194
PASSING YDS (NET)	367	226
Passes Att-Comp-Int	45-31-1	17-14-0
TOTAL OFFENSE PLAYS-YARDS	69-444	56-420
Fumble Returns-Yards	0-0	1-2
Punt Returns-Yards	2-16	0-0
Kickoff Returns-Yards	5-127	3-47
Interception Returns-Yards	0-0	1-0
Punts (Number-Avg)	2-32.0	2-41.5
Fumbles-Lost	2-1	2-1
Penalties-Yards	4-30	6-40
Possession Time	30:29	29:31
Third-Down Conversions	10 of 15	8 of 10
Fourth-Down Conversions	0 of 1	0 of 0
Red-Zone Scores-Chances	3-4	3-3
Sacks By: Number-Yards	0-0	4-22

RUSHING: UH-Leon Wright-Jackson 9-37; Bryant Moniz 10-32; Alex Green 2-6; Inoke Funaki 2-5; Jovonte Taylor 1-minus 3. UI-P. McCarty 16-89; D. Woolridge 17-81; Nathan Enderle 2-15; Deonte Jackson 3-11; TEAM 1-minus 2.

PASSING: UH-Bryant Moniz 30-42-1-360; TEAM 0-2-0-0; Inoke Funaki 1-1-0-7. UI-Nathan Enderle 14-17-0-226.

RECEIVING: UH-Greg Salas 10-111; Jovonte Taylor 6-80; Kealoha Pilares 5-48; Joe Avery 3-41; Jon Medeiros 3-25; Rodney Bradley 2-58; Leon Wright-Jackson 1-7; Alex Green 1-minus 3. UI-Daniel Hardy 3-62; Max Komar 3-57; Preston Davis 3-12; Eric Greenwood 2-12; Maurice Shaw 1-60; Peter Bjorvik 1-17; Kama Bailey 1-6.

INTERCEPTIONS: UH-None. UI-Shiloh Keo 1-0.


FUMBLES: UH-Greg Salas 1-0; Bryant Moniz 1-1. UI-TEAM 1-1; Daniel Hardy 1-0.

2010 WARRIOR FOOTBALL

GAME 7 • Oct. 24, 2009

ALOHA STADIUM (37,928) Honolulu, HI

	1	2	3	4	OT	Final
No. 6 Boise St.	10	24	10	10	-	54
Hawai'i	0	0	2	7	-	9



HONOLULU – Hawai'i's slide continued with a 54-9 loss to No. 6 Boise State at Aloha Stadium. The Warriors dropped to 2-5 overall and 0-4 in the Western Athletic Conference with its fifth straight loss.

Boise State's Kellen Moore threw four touchdown passes in the first two quarters as the Broncos (7-0, 2-0 WAC) built a comfortable halftime lead to remain undefeated and cruise to its eighth win over UH in nine WAC meetings.

Playing its first ranked team of the year, Hawai'i turned the ball over six times in less than three quarters with the Broncos scoring 27 of its first 44 points off Warrior

miscues. UH had four turnovers in the first half alone and trailed 34-0 by the break, its largest halftime deficit in five years.

Sophomore Shane Austin saw his first collegiate action for the Warriors, filling in for Bryant Moniz, who was knocked out of the game late in the first quarter. Austin finished 22-of-36 for 174 yards and one touchdown. Austin completed his first five passes, and seven of his first eight, but was also intercepted twice, including once in the endzone with the Warriors driving and looking to score in the second quarter.

The Broncos led 44-0 until UH finally got on the board with 5:52 left in the third quarter as an errant Bronco snap led to a safety. Austin then found Jon Medeiros in the corner of the endzone for a 10-yard connection in the fourth quarter for his first career touchdown pass and UH's lone touchdown of the evening.

SCORING SUMMARY

1st	11:54	BSU	Brotzman 25 yd field goal, 4-5 1:24, BSU 3 - UH 0
	07:08	BSU	Shoemaker 35 yd pass from Moore (Brotzman kick), 5-64 1:37, BSU 10 - UH 0
2nd	13:32	BSU	Pettis 14 yd pass from Moore (Brotzman kick), 1-14 0:06, BSU 17 - UH 0
	07:33	BSU	Young 24 yd pass from Moore (Brotzman kick), 5-80 1:57, BSU 24 - UH 0
	01:22	BSU	Young 10 yd pass from Moore (Brotzman kick), 9-70 3:59, BSU 31 - UH 0
	00:17	BSU	Brotzman 28 yd field goal, 4-5 0:50, BSU 34 - UH 0
3rd	08:02	BSU	Brotzman 32 yd field goal, 13-59 5:58, BSU 37 - UH 0
	06:59	BSU	Young 48 yd pass from Moore (Brotzman kick), 1-48 0:04, BSU 44 - UH 0
	05:52	UH	TEAM safety, , BSU 44 - UH 2
4th	14:54	BSU	Brotzman 27 yd field goal, 9-43 3:28, BSU 47 - UH 2
	09:50	UH	Medeiros 10 yd pass from Austin (Enos kick), 9-69 4:58, BSU 47 - UH 9
	03:08	BSU	Kaiserman 1 yd run (Brotzman kick), 11-51 6:30, BSU 54 - UH 9

	BSU	UH
FIRST DOWNS	24	21
RUSHES-YARDS (NET)	40-193	18-93
PASSING YDS (NET)	279	214
Passes Att-Comp-Int	32-20-0	47-27-3
TOTAL OFFENSE PLAYS-YARDS	72-472	65-307
Fumble Returns-Yards	1-2	0-0
Punt Returns-Yards	1-15	0-0
Kickoff Returns-Yards	2-63	11-221
Interception Returns-Yards	3-39	0-0
Punts (Number-Avg)	2-52.0	5-31.0
Fumbles-Lost	6-0	3-3
Penalties-Yards	6-78	8-50
Possession Time	31:30	28:30
Third-Down Conversions	3 of 13	2 of 9
Fourth-Down Conversions	3 of 3	0 of 1
Red-Zone Scores-Chances	7-7	1-3
Sacks By: Number-Yards	1-2	0-0

RUSHING: BSU-Kaiserman, Matt 23-122; Avery, Jeremy 11-72; Young, Titus 1-18; Coughlin, Mike 1-8; Moore, Kellen 2-minus 6; TEAM 2-minus 21. UH-Alex Green 8-44; Chizzy Dimude 4-29; Bryant Moniz 3-10; Leon Wright-Jackson 1-8; Inoke Funaki 1-2; Shane Austin 1-0.

PASSING: BSU-Moore, Kellen 18-30-0-223; Brotzman, Kyle 1-1-0-28; Pettis, Austin 1-1-0-28. UH-Shane Austin 22-36-3-174; Bryant Moniz 5-11-0-40.

RECEIVING: BSU-Young, Titus 8-115; Pettis, Austin 4-49; Avery, Jeremy 2-1; Shoemaker, Tyle 1-35; Robinson, Jason 1-28; Efaw, Kyle 1-28; Koch, Chandler 1-10; Moore, Kirby 1-7; Brockel, Richie 1-6. UH-Greg Salas 9-90; Jon Medeiros 5-47; Jovonte Taylor 4-32; Kealoha Pilares 4-26; Chizzy Dimude 2-8; Dustin Blount 1-8; Joe Avery 1-5; Leon Wright-Jackson 1-minus 2.

INTERCEPTIONS: BSU-Johnson, Jeron 2-25; White, Hunter 1-14. UH-None.


FUMBLES: BSU-Moore, Kellen 5-0; TEAM 1-0. UH-Leon Wright-Jackson 1-1; Greg Salas 1-1; Alex Green 1-1.

GAME 8 • Oct. 31, 2009

MACKAY STADIUM (14,735)

Reno, Nev.

	1	2	3	4	OT	Final
Hawai'i	14	0	0	7	-	21
Nevada	7	14	7	3	-	31



RENO, Nev. – Hawai'i gave Nevada all it could handle before eventually falling, 31-21, afternoon at Mackay Stadium. The Warriors dropped to 2-6 overall and 0-5 in the Western Athletic Conference with their sixth straight loss.

UH jumped all over the Wolf Pack, scoring the game's first 14 points. But Nevada responded with 28 unanswered points over the next three quarters and never relinquished its lead. The Wolf Pack won their fifth straight game to improve to 5-3 overall and a perfect 4-0 in the WAC.

Both teams put up plenty of offense, combining for nearly 1000 yards (UH - 492, Nevada 496). The UH defense did hold the top-rated rushing offense (320.1) in the country under its average with 312 yards. However, the Warrior got stung by big play as Nevada scored three touchdowns of 30-yards or longer. Meanwhile, the UH offense suffered two costly interceptions.

Warrior quarterback Bryant Moniz showed no ill effects after being sidelined early in last week's loss to Boise State. The sophomore finished 29 of 49 for a career-high 374 yards and three touchdowns. Two of those touchdown passes went to Jovonte Taylor, who enjoyed a career day with six catches for 109 yards.

UH couldn't get off to a better start scoring on its opening drive, then holding the explosive Wolf Pack offense to a three-and-out on the first possession. Moniz directed an opening scoring drive, capped by a 18-yard touchdown pass to Kealoha Pilares. After holding Nevada on its first possession, UH jumped out to a 14-0 lead after Moniz connected with Taylor on a 71-yard pass play.

Nevada, however scored four straight touchdowns with Colin Kaepernick rusing for two scores and passing for another two and never relenquished its lead.

SCORING SUMMARY

1st	10:53	UH	Pilares 18 yd pass from Moniz (Enos kick), 8-78 4:07, UH 7 - NEV 0
	08:48	UH	Taylor 71 yd pass from Moniz (Enos kick), 1-71 0:10, UH 14 - NEV 0
	03:34	NEV	Kaepernick 2 yd run (Drake kick), 11-65 5:08, UH 14 - NEV 7
2nd	01:48	NEV	Taua 30 yd pass from Kaepernick (Drake kick), 5-65 2:43, UH 14 - NEV 14
	00:31	NEV	Kaepernick, 38 yd run (Drake kick), 3-56 1:04, UH 14 - NEV 21
3rd	03:18	NEV	Session 40 yd pass from Kaepernick (Drake kick), 5-80 1:57, UH 14 - NEV 28
4th	06:18	UH	Taylor 4 yd pass from Moniz (Enos kick), 12-80 5:34, UH 21 - NEV 28
	01:18	NEV	Drake 27 yd field goal, 10-45 5:00, UH 21 - NEV 31

	UH	NEV
FIRST DOWNS	23	25
RUSHES-YARDS (NET)	20-118	49-312
PASSING YDS (NET)	374	184
Passes Att-Comp-Int	49-29-2	21-12-0
TOTAL OFFENSE PLAYS-YARDS	69-492	70-496
Fumble Returns-Yards	0-0	0-0
Punt Returns-Yards	1-3	1-4
Kickoff Returns-Yards	4-127	1-35
Interception Returns-Yards	0-0	2-7
Punts (Number-Avg)	4-26.0	5-42.8
Fumbles-Lost	1-0	2-1
Penalties-Yards	8-60	6-63
Possession Time	27:19	32:15
Third-Down Conversions	4 of 11	3 of 11
Fourth-Down Conversions	0 of 2	1 of 2
Red-Zone Scores-Chances	2-3	3-3
Sacks By: Number-Yards	1-8	2-8

RUSHING: UH-Alex Green 10-70; Leon Wright-Jackson 6-33; Bryant Moniz 4-15. NEV-Taua, Vai 19-127; Kaepernick, C. 13-114; Lippincott, L. 14-84; Team 3-minus 13.

PASSING: UH-Bryant Moniz 29-49-2-374. NEV-Kaepernick, C. 12-21-0-184.

RECEIVING: UH-Jon Medeiros 9-92; Greg Salas 8-96; Jovonte Taylor 6-109; Kealoha Pilares 4-70; Joe Avery 1-7; Alex Green 1-0. NEV-Wimberly, B. 4-45; Green, Virgil 3-27; Washington, LJ 2-27; Session, Tray 1-40; Taua, Vai 1-30; Wellington, C. 1-15.


INTERCEPTIONS: UH-None. NEV-Harvey, Mo 1-7; Miller, Doyle 1-0.

FUMBLES: UH-Greg Salas 1-0. NEV-Team 1-0; Taua, Vai 1-1.

GAME 9 • Nov. 7, 2009

ALOHA STADIUM (31,499) Honolulu, HI

	1	2	3	4	OT	Final
Utah State	7	0	14	15	-	36
Hawai'i	14	21	7	7	-	49



HONOLULU – Hawai'i Warrior broke out of its slump in a big way with a 49-36 homecoming win over Utah State. The Warriors (3-6, 1-5) snapped a six-game slide with its first Western Athletic Conference win of the year.

Hawai'i piled up an eye-popping 697 yards of total offense, just 44 yards short of the school record (741) set against Army in 2003. UH gave up an early touchdown, but after that it was all Warriors as UH reeled off 35 straight points and led by four touchdowns at halftime.

UH racked up 431 yards of offense in the first half alone and surprisingly did much of its damage on the ground. UH finished with

360 rushing yards, its most in 14 years. Senior running back Leon Wright-Jackson had a career-high 167 yards and three touchdowns on 15 carries, while junior Alex Green finished with 110 yards on 10 carries. They were the first UH running back tandem to each crack 100 yards since 1993. Meanwhile, the UH's passing game wasn't too shabby either. Sophomore quarterback Bryant Moniz shook off an early interception to finish with 337 yards passing and a career-high four touchdown passes. Greg Salas was on the receiving end of two scores and tied a career-high with 10 catches for 187 yards.

UH got off to an inauspicious start when it turned the ball over on its first play from scrimmage. Kejon Murphy's interception set up Utah State in UH territory and the Aggies scored on a Robert Turbin, 7-yard touchdown run just two minutes into the game. But after that it was all Warriors as the UH offense came up with big play after big play and the UH defense didn't allow another Aggie score for the rest of the half.

SCORING SUMMARY

1st	12:57	USU	Turbin 7 yd run (Ulinski kick), 5-23 1:51, USU 7 - UH 0
	10:06	UH	Medeiros 57 yd pass from Moniz (Enos kick), 6-80 2:51, USU 7 - UH 7
	00:01	UH	Wright-Jackson 1 yd run (Enos kick), 8-56 4:02, USU 7 - UH 14
2nd	12:41	UH	Taylor 35 yd pass from Moniz (Enos kick), 2-45 0:46, USU 7 - UH 21
	09:41	UH	Wright-Jackson 9 yd run (Enos kick), 4-73 1:21, USU 7 - UH 28
	02:25	UH	Salas 10 yd pass from Moniz (Enos kick), 6-94 3:05, USU 7 - UH 35
3rd	13:20	USU	Turbin 3 yd run (Ulinski kick), 5-67 1:35, USU 14 - UH 35
	06:35	USU	Mitchell 16 yd pass from Borel (Ulinski kick), 9-73 2:29, USU 21 - UH 35
	01:49	UH	Wright-Jackson 5 yd run (Enos kick), 6-80 2:25, USU 21 - UH 42
4th	14:54	USU	Smith 31 yd pass from Borel (Ulinski kick), 5-62 1:47, USU 28 - UH 42
	10:25	UH	Salas 4 yd pass from Moniz (Enos kick), 8-90 4:22, USU 28 - UH 49
	01:06	USU	Borel 1 yd run (Sawyer pass from Borel), 12-87 2:49, USU 36 - UH 49

	USU	UH
FIRST DOWNS	23	28
RUSHES-YARDS (NET)	39-102	37-360
PASSING YDS (NET)	344	337
Passes Att-Comp-Int	38-25-2	38-21-2
TOTAL OFFENSE PLAYS-YARDS	77-446	75-697
Fumble Returns-Yards	0-0	0-0
Punt Returns-Yards	0-0	1-2
Kickoff Returns-Yards	8-206	4-66
Interception Returns-Yards	2-27	2-13
Punts (Number-Avg)	4-26.2	1-31.0
Fumbles-Lost	2-0	0-0
Penalties-Yards	6-51	7-64
Possession Time	25:48	34:12
Third-Down Conversions	7 of 15	8 of 12
Fourth-Down Conversions	2 of 3	0 of 1
Red-Zone Scores-Chances	4-6	5-7
Sacks By: Number-Yards	1-6	3-33

RUSHING: USU-Robert Turbin 13-60; Michael Smith 4-22; Diondre Borel 19-18; Derrvin Speight 1-6; Omar Sawyer 1-minus 2; Team 1-minus 2. UH-Leon Wright-Jackson 15-167; Alex Green 10-110; Bryant Moniz 8-76; Chizzy Dimude 3-10; TEAM 1-minus 3.

PASSING: USU-Diondre Borel 25-38-2-344. UH-Bryant Moniz 21-37-2-337; TEAM 0-1-0-0.

RECEIVING: USU-Omar Sawyer 6-86; Robert Turbin 6-51; Eric Moats 2-49; Xavier Bowman 2-48; Michael Smith 2-32; Austin Alder 2-24; Mikhail Morgan 2-17; S. Morrison 1-17; Jeremy Mitchell 1-16; Kellen Bartlett 1-4. UH-Greg Salas 10-187; Jon Medeiros 3-68; Jovonte Taylor 2-53; Leon Wright-Jackson 2-13; Alex Green 2-9; Ryan Henry 1-7; Kealoha Pilares 1-0.

INTERCEPTIONS: USU-W. McClenton 1-27; Kejon Murphy 1-0. UH-Mana Silva 1-13; Lametrius Davis 1-0.

FUMBLES: USU-Diondre Borel 1-0; Team 1-0. UH-None.

GAME 10 • Nov. 14, 2009

ALOHA STADIUM (32,628) Honolulu, HI

	1	2	3	4	OT	Final
New Mexico State	0	0	6	0	-	6
Hawai'i	14	3	0	7	-	24



HONOLULU – Hawai'i notched its second straight win with a 24-6 victory over New Mexico State. UH got a stout defensive effort and a record-breaking performance by wide receiver Greg Salas to improve to 4-6 overall and 2-5 in the Western Athletic Conference.

UH scored on their first three possessions to take a 17-0 lead in just a little more than a quarter of action and never looked back in the win. The Warrior defense allowed a season-low 244 yards and shutout an opponent's offense for the first time since 2005. New Mexico State's lone score came on a Davon House 58-yard interception return with 1:13

left in the third quarter.

Meanwhile the Aggies' defense had no answer for Salas. The junior from Chino, Calif., set a new school record with 16 receptions, while racking up a career-high 196 yards and one touchdown. Salas tied Davone Bess' record of 15 receptions (versus Boise State, 2007) with a 12-yard touchdown reception from Shane Austin with 11:08 left in the game, then surpassed Bess' mark with a 6-yard catch midway through the fourth quarter.

UH opened the game with a methodical, 11-play, 83-yard drive capped by a Leon Wright-Jackson 3-yard touchdown run. Wright-Jackson would find the end zone again on UH's next possession when his 11-yard scamper made it a 14-0 first-quarter lead. It was the fifth time in the last two games that the senior found the end zone.

The Warriors compiled 310 of its 485 yards of total offense in the first half alone as they took a 17-0 lead at the half. Meanwhile, the Warrior defense shut the Aggies out in the first half, marking the first time that UH shutout an opponent in the first half since UH's 2007 season opener vs. Northern Colorado.

New Mexico State cut the lead to 17-7 on House's interception return, but the Warriors responded on their next possession with Salas' touchdown reception from Austin early in the fourth quarter. UH quarterback Bryant Moniz threw for 294 yards on 20-of-38 attempts before leaving the game early in the fourth quarter.

SCORING SUMMARY

1st 07:03 UH Wright-Jackson 3 yd run (Enos kick), 11-83 5:22, NMSU 0 - UH 7
 03:39 UH Wright-Jackson 11 yd run (Enos kick), 5-48 1:53, NMSU 0 - UH 14
 2nd 12:13 UH Enos 38 yd field goal, 9-60 3:14, NMSU 0 - UH 17
 3rd 01:13 NMS House 58 yd interception return (rush failed) NMSU 6 - UH 17
 4th 11:08 UH Salas 12 yd pass from Austin (Enos kick), 9-76 4:58, NMSU 6 - UH 24

	NMS	UH
FIRST DOWNS	10	26
RUSHES-YARDS (NET)	23-133	26-119
PASSING YDS (NET)	111	366
Passes Att-Comp-Int	21-12-2	49-28-1
TOTAL OFFENSE PLAYS-YARDS	44-244	75-485
Fumble Returns-Yards	0-0	0-0
Punt Returns-Yards	1--20	1-3
Kickoff Returns-Yards	4-91	2-41
Interception Returns-Yards	1-58	2-21
Punts (Number-Avg)	7-39.9	3-57.3
Fumbles-Lost	3-0	0-0
Penalties-Yards	6-60	4-40
Possession Time	24:45	35:15
Third-Down Conversions	1 of 8	5 of 13
Fourth-Down Conversions	0 of 0	1 of 3
Red-Zone Scores-Chances	0-0	4-6
Sacks By: Number-Yards	2-12	2-7

RUSHING: NMS-Glynn, Tonny 11-74; Anderson, M. 1-24; Smith, Seth 5-20; Fleming, Jeff 5-16; TEAM 1-minus 1. UH-Leon Wright-Jackson 6-43; Bryant Moniz 9-43; Alex Green 11-33.

PASSING: NMS-Fleming, Jeff 12-21-2-111. UH-Bryant Moniz 20-38-1-294; Shane Austin 8-11-0-72.

RECEIVING: NMS-Allen, Marcus 4-42; Lee, Todd 3-20; Nelson, Kyle 2-16; Hipp, Kyle 1-15; Bullock, W. 1-13; Anderson, M. 1-5. UH-Greg Salas 16-196; Jon Medeiros 7-79; Kealoha Pilares 2-46; Leon Wright-Jackson 2-29; Alex Green 1-16.

INTERCEPTIONS: NMS-House, Davon 1-58. UH-Blaze Soares 1-21; Mana Silva 1-0.

FUMBLES: NMS-Allen, Marcus 1-0; Hipp, Kyle 1-0; Lee, Todd 1-0. UH-None.

GAME 11 • Nov. 21, 2009

SPARTAN STADIUM (18,327)

San Jose, CA

	1	2	3	4	OT	Final
Hawai'i	7	0	0	3	7	17
San Jose State	0	7	0	3	0	10



SAN JOSE, Calif. – In a game short of points but full of big plays and excitement, Hawai'i gained a hard-earned 17-10 overtime win over San Jose State at Spartan Stadium. The Warriors (5-6, 3-5 WAC) won their third straight game and in doing so kept their bowl dreams alive.

Leon Wright-Jackson's 5-yard run in the first overtime put UH ahead and the Warrior defense stopped the Spartans on four straight plays to secure its second road win of the season. The Warriors have now won in their five last trips to San Jose and have beaten the Spartans in eight of the last nine meetings.

It was a game of missed opportunities for the Warrior offense, but luckily for UH the defense was up to the task. A week after shutting out New Mexico State's offense, the Warrior defense limited San Jose State (1-9, 0-6 WAC) to just 10 points by forcing four Spartan turnovers. Among the turnovers was a big fumble recovery with less than a minute remaining as the Spartans were driving in UH territory.

The 17 points were the least amount of points in a UH win since a 13-10 decision at San Jose State in 2003. Meanwhile UH has won four straight overtime games dating back to 2007, all of them coming on the road.

UH played without quarterback Bryant Moniz and Shane Austin made his first career start in his place, tossing for 299 yards on 28-of-46 attempts. The sophomore also scored his first career rushing touchdown on a 3-yard run in the first quarter. Senior wide receiver Jon Medeiros came up huge for the Warrior offense hauling in 10 passes for 149 yards.

Yet despite racking up more than 400 yards of offense, the Warriors left points off the board by failing on two fourth-down conversion in Spartan territory and missing a crucial field goal with four minutes remaining and the game tied, 10-10.

UH's defense would pick up the slack. The Warriors got two interceptions from Lametrius Davis and another from Mana Silva. Meanwhile Tuika Tufaga forced a Spartan fumble that was recovered by Jeremy Bryant to help send the game into overtime.

SCORING SUMMARY

1st 02:46 UH Austin 3 yd run (Enos kick), 7-46 3:48, UH 7 - SJSU 0
 2nd 00:15 SJSU Reed 2 yd run (Cope kick), 8-80 3:04, UH 7 - SJSU 7
 4th 13:26 UH Enos 27 yd field goal, 10-51 4:17, UH 10 - SJSU 7
 08:40 SJSU Cope 33 yd field goal, 9-61 4:46, UH 10 - SJSU 10
 OT 15:00 UH Wright-Jackson 5 yd run (Enos kick), 6-0 0:05, UH 17 - SJSU 10

	UH	SJSU
FIRST DOWNS	23	14
RUSHES-YARDS (NET)	30-106	31-132
PASSING YDS (NET)	299	145
Passes Att-Comp-Int	47-28-0	25-15-3
TOTAL OFFENSE PLAYS-YARDS	77-405	56-277
Fumble Returns-Yards	0-0	1-11
Punt Returns-Yards	0-0	0-0
Kickoff Returns-Yards	3-57	3-53
Interception Returns-Yards	3-13	0-0
Punts (Number-Avg)	3-37.3	3-45.0
Fumbles-Lost	5-2	1-1
Penalties-Yards	8-80	5-44
Possession Time	34:05	25:55
Third-Down Conversions	5 of 13	6 of 13
Fourth-Down Conversions	0 of 2	0 of 1
Red-Zone Scores-Chances	2-6	2-2
Sacks By: Number-Yards	1-8	3-24

RUSHING: UH-Alex Green 14-81; Leon Wright-Jackson 10-65; TEAM 1-minus 11; Shane Austin 5-minus 29. SJSU-Muldrov, Lamon 13-78; Perry, Patrick 7-34; Reed, Kyle 6-23; Rutley, Brandon 4-minus 1; TEAM 1-minus 2.

PASSING: UH-Shane Austin 28-46-0-299; Inoke Funaki 0-1-0-0. SJSU-Reed, Kyle 14-22-1-131; La Secla, Jorda 1-3-2-14.

RECEIVING: UH-Jon Medeiros 10-149; Greg Salas 8-52; Jovonte Taylor 4-45; Kealoha Pilares 3-38; Leon Wright-Jackson 2-2; Alex Green 1-13. SJSU-Avery, Marquis 6-52; Jurovich, Kevin 3-62; Beauchman, Jala 2-8; Muldrov, Lamon 2-6; Williams, Terra 1-14; Harrison, Josh 1-3.


INTERCEPTIONS: UH-Lametrius Davis 2-0; Mana Silva 1-13. SJSU-None.

FUMBLES: UH-Alex Green 2-0; Shane Austin 1-1; Kealoha Pilares 1-1; TEAM 1-0. SJSU-Muldrov, Lamon 1-1.

GAME 12 • Nov. 28, 2009

ALOHA STADIUM (40,643) Honolulu, HI

	1	2	3	4	OT	Final
Navy	7	10	0	0	-	17
Hawai'i	7	10	7	0	-	24



HONOLULU – Hawai'i outnued its quest for bowl eligibility with a thrilling 24-17 win over Navy. With their fourth straight win the Warriors improved to 6-6 overall.

In a battle of contrasting offenses, the Warrior pass offense trumped the Midshipmen rushing game, with the UH defense making a game-clinching stand for the second straight week. After a 17-17 halftime score, the Warrior defense shut out the Midshipmen (8-4) in the second half, including a pair of sacks on the final possession to secure the win. Blaze Soares led the Warrior defense that held Navy's vaunted rushing attack to 248 yards, nearly 40

yards under its season average. Soares tied his career high with 12 tackles, including a game-ending takedown of Navy quarterback Ricky Dobbs as time expired.

Meanwhile the Warrior offense racked up more than 400 yards of offense for the fifth straight game. Bryant Moniz, making his return into starting lineup, tossed for 366 yards and three touchdowns, including a pair of scores to Kealoha Pilares. Greg Salas continued his tear this season with 10 receptions for 147 yards.

UH got on the board first in the waning minutes of the first quarter when Moniz found a streaking Pilares down the sideline for a 24-yard scoring strike. Navy answered back just moments later with Dobbs bursting for a 53-yard dash to tie the game on the final play of the first quarter.

After the teams traded field goals, Vince Murray gave the Midshipmen a 17-10 lead in when he ran up the middle for an 18-yard score with a little more than a minute in the half. However, UH was able to score late in the half on Pilares' second touchdown reception of the evening, knotting the game, 17-17, going into the half.

UH took a 24-17 lead on an Alex Green 14-yard reception with 37 seconds left in the third quarter. It was a score that would prove to be the game-winner. The Midshipmens gained possession of the ball with 5:41 left and drove to the UH 39-yard line, before the Warrior defense sent Navy for a loss on three of the game's final four plays.

SCORING SUMMARY

1st	01:20	UH	Pilares 24 yd pass from Moniz (Enos kick), 5-90 2:06, NAVY 0 - UH 7
	00:00	NA	Dobbs 53 yd run (Buckley kick), 3-63 1:15, NAVY 7 - UH 7
2nd	08:52	UH	Enos 34 yd field goal, 11-59 6:08, NAVY 7 - UH 10
	05:03	NA	Buckley 28 yd field goal, 7-61 3:45, NAVY 10 - UH 10
	01:07	NA	Murray 18 yd run (Buckley kick), 6-48 2:57, NAVY 17 - UH 10
	00:06	UH	Pilares 7 yd pass from Moniz (Enos kick), 9-44 0:51, NAVY 17 - UH 17
3rd	00:37	UH	Green 14 yd pass from Moniz (Enos kick), 9-82 4:32, NAVY 17 - UH 24

	NA	UH
FIRST DOWNS	16	21
RUSHES-YARDS (NET)	48-248	17-62
PASSING YDS (NET)	88	366
Passes Att-Comp-Int	9-5-0	46-32-0
TOTAL OFFENSE PLAYS-YARDS	57-336	63-428
Fumble Returns-Yards	0-0	0-0
Punt Returns-Yards	1-8	4-15
Kickoff Returns-Yards	5-85	4-119
Interception Returns-Yards	0-0	0-0
Punts (Number-Avg)	6-43.0	4-41.5
Fumbles-Lost	2-0	3-1
Penalties-Yards	1-15	3-25
Possession Time	31:10	28:50
Third-Down Conversions	4 of 13	5 of 11
Fourth-Down Conversions	1 of 2	0 of 1
Red-Zone Scores-Chances	2-2	3-4
Sacks By: Number-Yards	2-21	2-19

RUSHING: NA-Dobbs, Ricky 25-127; Murray, Vince 10-88; Greene, Gee Gee 5-27; Curry, Marcus 7-5; Teich, Alexander 1-1. UH-Leon Wright-Jackson 5-47; Chizzy Dimude 1-17; Alex Green 6-13; Bryant Moniz 5-minus 15.

PASSING: NA-Dobbs, Ricky 5-9-0-88. UH-Bryant Moniz 32-44-0-366; TEAM 0-2-0-0.

RECEIVING: NA-Doyle, Bobby 2-60; Henderson, Nick 1-14; Finnerty, Cory 1-7; Jones, Greg 1-7. UH-Greg Salas 10-147; Kealoha Pilares 8-102; Jovonte Taylor 4-44; Jon Medeiros 4-25; Alex Green 3-27; Royce Pollard 2-15; Chizzy Dimude 1-6.

INTERCEPTIONS: NA-None. UH-None.

FUMBLES: NA-Greene, Gee Gee 1-0; Curry, Marcus 1-0. UH-Leon Wright-Jackson 1-1; Ryan Henry 1-0; Bryant Moniz 1-0.

GAME 13 • Dec. 5, 2009

ALOHA STADIUM (40,069) Honolulu, HI

	1	2	3	4	OT	Final
Wisconsin	14	13	7	17	-	51
Hawai'i	0	3	0	7	-	10



HONOLULU - Hawai'i saw its bid for a fourth consecutive bowl appearance come to an end after falling to Wisconsin (9-3) 51-10 on Senior Night at Aloha Stadium. The Warriors finished with their first losing season since 2005, ending a four-game winning streak.

Jovonte Taylor had three catches for 47 yards and a touchdown to lead the Warriors. Greg Salas ended up two catches short of the single-season record, posting three catches for 31 yards. Leon Wright-Jackson had 42 yards rushing on five carries while #Bryant Moniz wetn 15-30-34 with 197 yards, a touchdown and two interceptions.

Blaze Soares led all players with 11 tackles, while Spencer Smith posted 10 tackles with two for loss, including a sack.

Wisconsin opened the scoring on their first drive, as a 33-yard pass from Scott Tolzien to Nick Toon set up a two-yard touchdown run by John Clay. They scored again in the first quarter on a 65-yard drive, capped by touchdown by David Gilreath on an eight-yard reverse, making it 14-0.

After another long scoring drive by the Badgers, ending in a touchdown, to start the second quarter, UH got on the board as Scott Enos hit a 45-yard field goal. Wisconsin added another touchdown with less than a minute left in the half to make it 27-3.

The Badgers continued to control the game in the second half, scoring a touchdown after an 11-play, 85-yard drive, and a field goal after a 16-play, 77-yard drive. Hawai'i finally found the endzone with just under five minutes left in the game as Moniz hit Taylor for the two-yard touchdown to make it 37-10. Wisconsin added two more touchdowns in the waning moments of the game, making the final score 51-10.

SCORING SUMMARY

1st	09:07	WIS	Clay 2 yd run (Welch kick), 8-70 4:12, WIS 7 - UH 0
	01:25	WIS	Gilreath 8 yd run (Welch kick), 5-65 2:13, WIS 14 - UH 0
2nd	11:08	WIS	Tolzien 1 yd run (Welch kick), 9-80 4:00, WIS 21 - UH 0
	08:10	UH	Enos 45 yd field goal, 7-35 2:52, WIS 21 - UH 3
	00:49	WIS	Clay 3 yd run (Welch kick failed), 7-80 3:09, WIS 27 - UH 3
3rd	03:43	WIS	Clay 15 yd run (Borland kick), 11-85 6:07, WIS 34 - UH 3
4th	08:47	WIS	Welch 33 yd field goal, 16-77 8:29, WIS 37 - UH 3
	04:51	UH	Taylor 2 yd pass from Moniz (Enos kick), 9-80 3:56, WIS 37 - UH 10
	04:40	WIS	Ball 35 yd run (Borland kick), 1-35 0:06, WIS 44 - UH 10
	01:27	WIS	Sherer 11 yd run (Borland kick), 4-9 2:09, WIS 51 - UH 10

	WIS	UH
FIRST DOWNS	26	14
RUSHES-YARDS (NET)	52-301	17-17
PASSING YDS (NET)	253	197
Passes Att-Comp-Int	20-16-0	34-15-2
TOTAL OFFENSE PLAYS-YARDS	72-554	51-214
Fumble Returns-Yards	0-0	0-0
Punt Returns-Yards	3-8	1-5
Kickoff Returns-Yards	2-94	6-145
Interception Returns-Yards	2-8	0-0
Punts (Number-Avg)	2-37.0	6-49.2
Fumbles-Lost	1-0	0-0
Penalties-Yards	8-71	7-73
Possession Time	37:57	22:03
Third-Down Conversions	8 of 13	3 of 11
Fourth-Down Conversions	1 of 1	0 of 0
Red-Zone Scores-Chances	7-8	1-1
Sacks By: Number-Yards	6-44	2-16

RUSHING: WIS-Clay, John 24-172; Ball, Montee 15-78; Brown, Zach 5-32; Gilreath, David 2-13; Toon, Nick 1-7; Sherer, Dustin 2-3; Tolzien, Scott 3-minus 4. UH-Leon Wright-Jackson 5-42; Inoke Funaki 2-16; Alex Green 3-3; Bryant Moniz 7-minus 44.

PASSING: UW-Tolzien, Scott 16-20-0-253; Sherer, Dustin 0-0-0-0. UH-Bryant Moniz 15-34-2-197.

RECEIVING: UW-Graham, Garrett 4-45; Toon, Nick 3-66; Ball, Montee 3-37; Gilreath, David 2-54; Kendricks, Lanc 2-34; Appleton, Kraig 1-11; Turner, Mickey 1-6. UH-Jovonte Taylor 3-47; Kealoha Pilares 3-39; Greg Salas 3-31; Jon Medeiros 3-30; Leon Wright-Jackson 2-18; Alex Green 1-32.

INTERCEPTIONS: WIS-Sorensen, Blake 1-8; Valai, Jay 1-0. UH-None.

FUMBLES: WIS-Clay, John 1-0. UH-None.

Date	Opponent	Score	Overall	Conference	Time	Attend
Sep 04, 2009	CENTRAL ARKANSAS	W 25-20	1-0	0-0	3:11	35751
Sep 12, 2009	at Washington State	W 38-20	2-0	0-0	3:19	42912
Sep 19, 2009	at UNLV	L 33-34	2-1	0-0	3:11	29717
* Sep 30, 2009	at Louisiana Tech	L 6-27	2-2	0-1	3:02	21263
* Oct 10, 2009	FRESNO STATE	L 17-42	2-3	0-2	3:07	38556
* Oct 17, 2009	at Idaho	L 23-35	2-4	0-3	3:09	12763
* Oct 24, 2009	#6 BOISE STATE	L 9-54	2-5	0-4	3:18	37928
* Oct 31, 2009	at NEVADA	L 21-31	2-6	0-5	3:15	14735
* Nov 07, 2009	UTAH STATE	W 49-36	3-6	1-5	3:07	31499
* Nov 14, 2009	NEW MEXICO STATE	W 24-6	4-6	2-5	2:53	32628
* Nov 21, 2009	at San Jose State	Wo 17-10	5-6	3-5	3:14	18327
Nov 28, 2009	NAVY	W 24-17	6-6	3-5	2:46	40643
Dec 05, 2009	WISCONSIN	L 10-51	6-7	3-5	3:23	40069



GREG ALEXANDER



ROCKY SAVAIGAEA

Team Statistics	UH	OPP
SCORING	296	383
Points Per Game	22.8	29.5
FIRST DOWNS	280	274
Rushing	74	149
Passing	189	116
Penalty	17	9
RUSHING YARDAGE	1306	2624
Yards gained rushing	1620	2958
Yards lost rushing	314	334
Rushing Attempts	292	537
Average Per Rush	4.5	4.9
Average Per Game	100.5	201.8
TDs Rushing	12	33
PASSING YARDAGE	4381	2635
Comp-Att-Int	339-569-17	214-334-12
Average Per Pass	7.7	7.9
Average Per Catch	12.9	12.3
Average Per Game	337.0	202.7
TDs Passing	25	16
TOTAL OFFENSE	5687	5259
Total Plays	861	871
Average Per Play	6.6	6.0
Average Per Game	437.5	404.5
KICK RETURNS: #-Yards	67-1518	48-1059
PUNT RETURNS: #-Yards	23-150	9-15
INT RETURNS: #-Yards	12-69	17-142
KICK RETURN AVERAGE	22.7	22.1
PUNT RETURN AVERAGE	6.5	1.7
INT RETURN AVERAGE	5.8	8.4
FUMBLES-LOST	29-16	31-10
PENALTIES-Yards	78-652	68-641
Average Per Game	50.2	49.3
PUNTS-Yards	42-1647	50-2039
Average Per Punt	39.2	40.8
Net punt average	36.5	35.4
TIME OF POSSESSION/Game	28:58	31:00
3RD-DOWN Conversions	67/149	73/165
3rd-Down Pct	45%	44%
4TH-DOWN Conversions	2/17	15/21
4th-Down Pct	12%	71%
SACKS BY-Yards	19-145	36-223
MISC YARDS	0	88
TOUCHDOWNS SCORED	37	50
FIELD GOALS-ATTEMPTS	12-19	12-17
ON-SIDE KICKS	2-3	0-1
RED-ZONE SCORES	(35-57) 61%	(49-55) 89%
RED-ZONE TOUCHDOWNS	(25-57) 44%	(37-55) 67%
PAT-ATTEMPTS	(34-34) 100%	(45-46) 98%
ATTENDANCE	257074	139717
Games/Avg Per Game	7/36725	6/23286
Neutral Site Games		0/0

Score by Quarters	1st	2nd	3rd	4th	OT	Total
Hawai'i	102	74	26	87	7	296
Opponents	94	105	93	91	0	383

H 2009 FINAL STATISTICS

Rushing	gp-gs	att	gain	loss	net	avg	td	lg	avg/g
Leon Wright-Jackson	13-13	74	564	10	554	7.5	7	62	42.6
Alex Green	13-0	86	476	23	453	5.3	2	44	34.8
Bryant Moniz	10-8	58	274	157	117	2.0	1	31	11.7
Greg Alexander	4-4	37	164	61	103	2.8	0	23	25.8
Chizzy Dimude	6-0	11	68	1	67	6.1	0	17	11.2
Inoke Funaki	13-0	9	40	6	34	3.8	1	13	2.6
Jayson Rego	8-0	4	17	0	17	4.2	0	9	2.1
Kealoha Pilares	13-13	1	13	0	13	13.0	0	13	1.0
Jovonte Taylor	13-11	1	0	3	-3	-3.0	0	0	-0.2
TEAM	12-0	5	0	20	-20	-4.0	0	0	-1.7
Shane Austin	4-1	6	4	33	-29	-4.8	1	3	-7.2
Total	13	292	1620	314	1306	4.5	12	62	100.5
Opponents	13	537	2958	334	2624	4.9	33	53	201.8

Passing	gp-gs	effic	comp-att-int	pct	yds	td	lg	avg/g
Bryant Moniz	10-8	128.36	182-319-10	57.1	2396	14	71	239.6
Greg Alexander	4-4	160.05	98-150-4	65.3	1433	9	73	358.2
Shane Austin	4-1	112.24	58-93-3	62.4	545	2	30	136.2
TEAM	12-0	0.00	0-5-0	0.0	0	0	0	0.0
Inoke Funaki	13-0	79.40	1-2-0	50.0	7	0	7	0.5
Total	13	132.78	339-569-17	59.6	4381	25	73	337.0
Opponents	13	138.96	214-334-12	64.1	2635	16	60	202.7

Receiving	gp-gs	no.	yds	avg	td	lg	avg/g
Greg Salas	13-12	106	1590	15.0	8	66	122.3
Kealoha Pilares	13-13	66	690	10.5	4	32	53.1
Jon Medeiros	10-7	47	589	12.5	3	57	58.9
Jovonte Taylor	13-11	33	445	13.5	4	71	34.2
Rodney Bradley	6-6	31	575	18.5	5	73	95.8
Leon Wright-Jackson	13-13	17	127	7.5	0	18	9.8
Royce Pollard	8-2	15	157	10.5	0	21	19.6
Alex Green	13-0	11	98	8.9	1	32	7.5
Joe Avery	8-1	6	64	10.7	0	16	8.0
Chizzy Dimude	6-0	4	27	6.8	0	13	4.5
Dustin Blount	4-0	1	8	8.0	0	8	2.0
Ryan Henry	12-0	1	7	7.0	0	7	0.6
Inoke Funaki	13-0	1	4	4.0	0	4	0.3
Total	13	339	4381	12.9	25	73	337.0
Opponents	13	214	2635	12.3	16	60	202.7

Punt Returns	no.	yds	avg	td	lg
Ryan Henry	18	93	5.2	0	16
Greg Salas	5	57	11.4	0	32
Total	23	150	6.5	0	32
Opponents	9	15	1.7	0	15

Interceptions	no.	yds	avg	td	lg
Mana Silva	6	28	4.7	0	13
Lametrius Davis	3	0	0.0	0	0
Richard Torres	1	17	17.0	0	17
Blaze Soares	1	21	21.0	0	21
Spencer Smith	1	3	3.0	0	3
Total	12	69	5.8	0	21
Opponents	17	142	8.4	1	58

Kick Returns	no.	yds	avg	td	lg
Jovonte Taylor	37	918	24.8	0	55
Royce Pollard	13	287	22.1	0	47
Kealoha Pilares	7	156	22.3	0	32
Dustin Blount	4	80	20.0	0	29
Mana Lolotai	3	25	8.3	0	13
Jayson Rego	1	20	20.0	0	20
Joshua Rice	1	15	15.0	0	15
Alex Green	1	17	17.0	0	17
Total	67	1518	22.7	0	55
Opponents	48	1059	22.1	0	53

Fumble Returns	no.	yds	avg	td	lg
John Fonoti	1	5	5.0	0	5
Total	1	5	5.0	0	5
Opponents	5	54	10.8	0	31



LEON WRIGHT-JACKSON

Scoring	td	fg	PAT			dxp	saf	pts
			kick	rush	rcv			
Scott Enos	-	12-19	34-34	-	-	-	-	70
Greg Salas	8	-	-	-	-	-	-	48
Leon Wright-Jackson	7	-	-	-	-	-	-	42
Rodney Bradley	5	-	-	-	-	-	-	30
Jovonte Taylor	4	-	-	-	-	-	-	24
Kealoha Pilares	4	-	-	-	-	-	-	24
Jon Medeiros	3	-	-	-	-	-	-	18
Alex Green	3	-	-	-	-	-	-	18
Bryant Moniz	1	-	-	0-1	-	-	-	6
Inoke Funaki	1	-	-	-	-	-	-	6
Shane Austin	1	-	-	-	-	-	-	6
TEAM	-	-	-	-	-	-	2	4
Greg Alexander	-	-	-	-	0-2	-	-	0
Total	37	12-19	34-34	0-1	-	0-2	-	296
Opponents	50	12-17	45-46	0-1	1	1-3	-	383

Total Offense	g	plays	rush	pass	total	avg/g
Bryant Moniz	10	377	117	2396	2513	251.3
Greg Alexander	4	187	103	1433	1536	384.0
Leon Wright-Jackson	13	74	554	0	554	42.6
Shane Austin	4	99	-29	545	516	129.0
Alex Green	13	86	453	0	453	34.8
Chizzy Dimude	6	11	67	0	67	11.2
Inoke Funaki	13	11	34	7	41	3.2
Jayson Rego	8	4	17	0	17	2.1
Kealoha Pilares	13	1	13	0	13	1.0
Jovonte Taylor	13	1	-3	0	-3	-0.2
TEAM	12	10	-20	0	-20	-1.7
Total	13	861	1306	4381	5687	437.5
Opponents	13	871	2624	2635	5259	404.5

Field Goals	fg	pct.	01-19	20-29	30-39	40-49	50-99	lg	blk
Scott Enos	12-19	63.2	1-1	4-5	5-7	2-6	0-0	47	2

FG Sequence	Hawai'i	Opponents
Central Arkansas	(36)	-
Washington State	(20)	(20),(40)
UNLV	(20),31,(47)	24
Louisiana Tech	(36),(18)	(28),58,(26)
Fresno State	43,(33)	-
Idaho	(22)	-
Boise State	-	(25),42,(28),(32),(27)
NEVADA	42	(27)
Utah State	44,44	27
New Mexico State	(38),22	-
San Jose State	(27),31	(33)
Navy	(34)	(28)
Wisconsin	(45)	41,(33)

Numbers in (parentheses) indicate field goal was made.



JON MEDEIROS

Punting	no.	yds	avg	lg	tb	fc	i20	50+	blk
Alex Dunnachie	42	1647	39.2	66	5	8	13	10	0
Total	42	1647	39.2	66	5	8	13	10	0
Opponents	50	2039	40.8	73	6	7	13	9	0

Kickoffs	no.	yds	avg	tb	ob	retn	net	ydl
Scott Enos	57	3538	62.1	6	4			
Total	57	3538	62.1	6	4	22.1	41.4	28
Opponents	76	4833	63.6	4	3	22.7	42.6	27

All Purpose	g	rush	rcv	pr	kr	ir	total	avg/g
Greg Salas	13	0	1590	57	0	0	1647	126.7
Jovonte Taylor	13	-3	445	0	918	0	1360	104.6
Kealoha Pilares	13	13	690	0	156	0	859	66.1
Leon Wright-Jac	13	554	127	0	0	0	681	52.4
Jon Medeiros	10	0	589	0	0	0	589	58.9
Rodney Bradley	6	0	575	0	0	0	575	95.8
Alex Green	13	453	98	0	17	0	568	43.7
Royce Pollard	8	0	157	0	287	0	444	55.5
Bryant Moniz	10	117	0	0	0	0	117	11.7
Greg Alexander	4	103	0	0	0	0	103	25.8
Ryan Henry	12	0	7	93	0	0	100	8.3
Chizzy Dimude	6	67	27	0	0	0	94	15.7
Dustin Blount	4	0	8	0	80	0	88	22.0
Joe Avery	8	0	64	0	0	0	64	8.0
Inoke Funaki	13	34	4	0	0	0	38	2.9
Jayson Rego	8	17	0	0	20	0	37	4.6
Mana Silva	13	0	0	0	0	28	28	2.2
Mana Lolotai	13	0	0	0	25	0	25	1.9
Blaze Soares	13	0	0	0	0	21	21	1.6
Richard Torres	13	0	0	0	0	17	17	1.3
Joshua Rice	13	0	0	0	15	0	15	1.2
Spencer Smith	13	0	0	0	0	3	3	0.2
TEAM	12	-20	0	0	0	0	-20	-1.7
Shane Austin	4	-29	0	0	0	0	-29	-7.2
Total	13	1306	4381	150	1518	69	7424	571.1
Opponents	13	2624	2635	15	1059	142	6475	498.1

2009 FINAL STATISTICS

##	Defensive Leaders	gp-gs	Tackles				tfl/yds	Sacks no-yds	Pass defense			Fumbles		blkd	
			ua	a	tot	no-yds			int-yds	brup	qbh	rcv-yds	ff	kick	saf
53	Blaze Soares	13-13	58	49	107	3.5-23	2.0-20	1-21	2	5	
59	R.J. Kiesel-Kauhane	13-13	61	24	85	9.0-26	2.0-11	.	2	3	1-0	1	.	.	
9	Spencer Smith	13-13	52	25	77	3.0-12	1.0-8	1-3	7	2	.	1	.	.	
43	Mana Silva	13-10	47	27	74	2.0-2	.	6-28	4	1	
41	Corey Paredes	13-4	37	17	54	6.0-38	4.0-29	.	.	2	1-0	3	.	.	
49	Tuika Tufaga	13-13	24	23	47	7.5-27	2.0-16	.	.	5	.	2	.	.	
18	Jeremy Bryant	11-10	28	17	45	3.0-6	.	.	5	.	1-0	.	.	.	
19	Richard Torres	13-7	30	14	44	2.0-5	.	1-17	1	2	1-0	1	.	.	
2A	Lametrius Davis	13-9	34	7	41	0.5-3	.	3-0	8	
58	John Fonoti	10-10	21	18	39	4.5-9	1.0-3	.	1	1	1-5	.	.	.	
90	Elliot Purcell	13-8	14	16	30	1.0-2	.	.	.	1	
5C	Jake Huen	13-3	17	7	24	2.0-16	1.0-9	.	.	1	
10	Kawika Ornellas	13-3	19	4	23	
98	Liko Satele	13-6	13	7	20	1.0-8	1.0-8	.	1	3	.	1	.	.	
42	Paipai Falemalu	12-0	16	4	20	5.5-27	2.0-14	.	1	2	1-0	.	.	.	
92	Rocky Savaiigaea	13-5	10	9	19	
50	Mana Lolotai	13-4	10	5	15	
95	Vaughn Meatoga	11-8	10	5	15	2.5-10	1.0-8	.	.	1	
4	Tank Hopkins	9-3	8	6	14	1.0-2	.	.	5	.	.	1	.	.	
33	Mike Wadsworth	13-0	7	4	11	1-0	.	.	.	
24	Aaron Brown	3-0	7	3	10	1.0-11	1.0-11	
46	Victor Clore	11-0	6	4	10	2.0-4	
7A	Lewis Walker	12-0	7	1	8	1.0-8	1.0-8	.	1	
51	Geordon Hanohano	12-1	6	2	8	.	.	.	1	
28	Jordan Gomes	10-0	6	1	7	
47	Joshua Rice	13-0	2	4	6	
40	Po`okela Ahmad	13-0	4	1	5	1.0-2	
99	Haku Correa	13-0	2	2	4	2.0-4	.	.	.	1	
20	Scott Enos	13-0	4	.	4	
8	Chris Black	5-0	2	1	3	1.0-2	
11	Inoke Funaki	13-0	2	1	3	
7	Jovonte Taylor	13-11	2	.	2	
55	John Estes	13-13	2	.	2	
37	Kenny Estes	12-0	.	2	2	
12	Greg Alexander	4-4	1	.	1	
45	Luke Ingram	13-0	1	.	1	
2	Jon Medeiros	10-7	1	.	1	
88	Ryan Henry	12-0	1	.	1	
1	Greg Salas	13-12	1	.	1	
23	Leon Wright-Jackson	13-13	.	1	1	
3	Rodney Bradley	6-6	1	.	1	
TM	TEAM	12-0	1-0	.	.	2	
Total		13	574	311	885	62-247	19-145	12-69	39	30	8-5	10	.	2	
Opponents		13	552	190	742	62-292	36-223	17-142	63	26	16-54	19	2	.	

GAME-BY-GAME STARTERS

OFFENSE	X	H	LT	LG	C	RG	RT	Y	Z	QB	RB
Central Arkansas	Bradley	Salas	Kia	Hisatake	Estes	Ieru	Letuli	Pilares	Taylor	Alexander	Wright-Jackson
at Washington State	Bradley	Salas	Kia	Hisatake	Estes	Ieru	Letuli	Pilares	Taylor	Alexander	Wright-Jackson
at UNLV	Bradley	Salas	Kia	Hisatake	Estes	Ieru	Letuli	Pilares	Taylor	Alexander	Wright-Jackson
at Louisiana Tech	Bradley	Salas	Kia	Hisatake	Estes	Ieru	Thomas	Pilares	Pollard	Alexander	Wright-Jackson
Fresno State	Bradley	Salas	Kia	Hisatake	Estes	Ieru	Thomas	Pilares	Pollard	Moniz	Wright-Jackson
at Idaho	Bradley	Salas	Kia	Hisatake	Estes	Ieru	Hansen	Pilares	Taylor	Moniz	Wright-Jackson
Boise State	Pilares	Salas	Kia	Hisatake	Estes	Ieru	Hansen	Medeiros	Taylor	Moniz	Wright-Jackson
at Nevada	Pilares	Salas	Kia	Hisatake	Estes	Ieru	Hansen	Medeiros	Taylor	Moniz	Wright-Jackson
Utah State	Pilares	Salas	Kia	Hisatake	Estes	Ieru	Hansen	Medeiros	Taylor	Moniz	Wright-Jackson
New Mexico State	Pilares	Salas	Kia	Hisatake	Estes	Ieru	Hansen	Medeiros	Taylor	Moniz	Wright-Jackson
at San Jose State	Avery	Pilares	Kia	Hisatake	Estes	Ieru	Hansen	Medeiros	Taylor	Austin	Wright-Jackson
Navy	Pilares	Salas	Kia	Hisatake	Estes	Ieru	Hansen	Medeiros	Taylor	Moniz	Wright-Jackson
Wisconsin	Pilares	Salas	Kia	Hisatake	Estes	Ieru	Hansen	Medeiros	Taylor	Moniz	Wright-Jackson

DEFENSE	LE	LT	RT	RE	BUCK	MAC	STUB	CB	FS	SAM	CB
Central Arkansas	Purcell	Meatoga	Tufaga	L. Satele	Kiesel-Kauhane	Lolotai	Soares	Bryant	Silva	Smith	Davis
at Washington State	Purcell	Meatoga	Tufaga	L. Satele	Paredes	Kiesel-Kauhane	Soares	Bryant	Silva	Smith	Hopkins
at UNLV	Heun	Meatoga	Tufaga	Torres (DB)	Paredes	Kiesel-Kauhane	Soares	Bryant	Silva	Smith	Davis
at Louisiana Tech	Purcell	Savaiigaea	Tufaga	Fonoti	Paredes	Soares	Kiesel-Kauhane	Bryant	Silva	Smith	Hopkins
Fresno State	Purcell	Savaiigaea	Tufaga	Fonoti	Paredes	Soares	Kiesel-Kauhane	Bryant	Silva	Smith	Hopkins
at Idaho	Purcell	Savaiigaea	Tufaga	Fonoti	Soares	Lolotai	Kiesel-Kauhane	Bryant	Torres	Smith	Hopkins
Boise State	L. Satele	Savaiigaea	Tufaga	Fonoti	Soares	Lolotai	Kiesel-Kauhane	Bryant	Torres	Smith	Davis
at Nevada	Purcell	Savaiigaea	Tufaga	Fonoti	Soares	Lolotai	Kiesel-Kauhane	Orenellas	Torres	Smith	Davis
Utah State	L. Satele	Meatoga	Tufaga	Fonoti	Soares	Silva (DB)	Kiesel-Kauhane	Orenellas	Torres	Smith	Davis
New Mexico State	L. Satele	Meatoga	Tufaga	Fonoti	Soares	Huen	Kiesel-Kauhane	Orenellas	Silva	Smith	Davis
at San Jose State	L. Satele	Meatoga	Tufaga	Fonoti	Soares	Torres (DB)	Kiesel-Kauhane	Orenellas	Silva	Smith	Davis
Navy	Purcell	Meatoga	Tufaga	Fonoti	Soares	Torres (DB)	Kiesel-Kauhane	Bryant	Silva	Smith	Davis
Wisconsin	Purcell	Meatoga	Tufaga	Fonoti	Soares	Huen	Kiesel-Kauhane	Bryant	Silva	Smith	Davis

SPECIAL TEAMS	KO	PK	P	H	PR	KR	KR	LS
Central Arkansas	Enos	Enos	Dunnachie	Funaki	Henry	Taylor	Green	Ingram
at Washington State	Enos	Enos	Dunnachie	Funaki	Henry	Taylor	Green	Ingram
at UNLV	Enos	Enos	Dunnachie	Funaki	Henry	Taylor	Green	Ingram
at Louisiana Tech	Enos	Enos	Dunnachie	Funaki	Henry	Pollard	-	Ingram
Fresno State	Enos	Enos	Dunnachie	Funaki	Henry	Pollard	-	Ingram
at Idaho	Enos	Enos	Dunnachie	Funaki	Salas	Taylor	-	Ingram
Boise State	Enos	Enos	Dunnachie	Funaki	Salas/Henry	Taylor	-	Ingram
at Nevada	Enos	Enos	Dunnachie	Funaki	Salas	Taylor	Green	Ingram
Utah State	Enos	Enos	Dunnachie	Funaki	Henry	Taylor	-	Ingram
New Mexico State	Enos	Enos	Dunnachie	Funaki	Henry	Taylor	-	Ingram
at San Jose State	Enos	Enos	Dunnachie	Funaki	Henry	Taylor	-	Ingram
Navy	Enos	Enos	Dunnachie	Funaki	Henry	Taylor	-	Ingram
Wisconsin	Enos	Enos	Dunnachie	Funaki	Henry	Taylor	-	Ingram

TEAM GAME HIGHS

Rushes	37	vs Utah State (Nov 07, 2009)
Yards Rushing	360	vs Utah State (Nov 07, 2009)
Yards Per Rush	9.7	vs Utah State (Nov 07, 2009)
TD Rushes	3	vs Utah State (Nov 07, 2009)
Pass attempts	52	vs Fresno State (Oct 10, 2009)
Pass completions	32	vs Navy (Nov 28, 2009)
Yards Passing	489	at Washington State (Sep 12, 2009)
Yards Per Pass	13.2	at Washington State (Sep 12, 2009)
TD Passes	4	vs Utah State (Nov 07, 2009)
Total Plays	77	at San Jose State (Nov 21, 2009)
Total Offense	697	vs Utah State (Nov 07, 2009)
Yards Per Play	9.9	at Washington State (Sep 12, 2009)
Points	49	vs Utah State (Nov 07, 2009)
Sacks By	3	at Washington State (Sep 12, 2009)
	3	vs Utah State (Nov 07, 2009)
First Downs	28	vs Utah State (Nov 07, 2009)
Penalties	12	at Washington State (Sep 12, 2009)
Penalty Yards	120	at Washington State (Sep 12, 2009)
Turnovers	6	vs Boise State (Oct 24, 2009)
Interceptions By	3	at Washington State (Sep 12, 2009)
	3	at San Jose State (Nov 21, 2009)

OPPONENT GAME HIGHS

Rushes	57	at Louisiana Tech (Sep 30, 2009)
Yards Rushing	352	at Louisiana Tech (Sep 30, 2009)
Yards Per Rush	6.4	at NEVADA (Oct 31, 2009)
TD Rushes	7	vs Wisconsin (Dec 05, 2009)
Pass attempts	43	at UNLV (Sep 19, 2009)
Pass completions	28	at UNLV (Sep 19, 2009)
Yards Passing	344	vs Utah State (Nov 07, 2009)
Yards Per Pass	13.3	at Idaho (Oct 17, 2009)
TD Passes	5	vs Boise State (Oct 24, 2009)
Total Plays	79	at Louisiana Tech (Sep 30, 2009)
Total Offense	554	vs Wisconsin (Dec 05, 2009)
Yards Per Play	7.7	vs Wisconsin (Dec 05, 2009)
Points	54	vs Boise State (Oct 24, 2009)
Sacks By	7	at Louisiana Tech (Sep 30, 2009)
First Downs	28	at UNLV (Sep 19, 2009)
Penalties	8	vs Wisconsin (Dec 05, 2009)
Penalty Yards	78	vs Boise State (Oct 24, 2009)
Turnovers	7	at Washington State (Sep 12, 2009)
Interceptions By	3	vs Boise State (Oct 24, 2009)

INDIVIDUAL GAME HIGHS

Rushes	16	Greg Alexander vs Central Arkansas (Sep 04, 2009)
Yards Rushing	167	Leon Wright-Jackson vs Utah State (Nov 07, 2009)
TD Rushes	3	Leon Wright-Jackson vs Utah State (Nov 07, 2009)
Long Rush	62	Leon Wright-Jackson vs Utah State (Nov 07, 2009)
Pass attempts	52	Bryant Moniz vs Fresno State (Oct 10, 2009)
Pass completions	32	Bryant Moniz vs Navy (Nov 28, 2009)
Yards Passing	477	Greg Alexander at UNLV (Sep 19, 2009)
TD Passes	4	Bryant Moniz vs Utah State (Nov 07, 2009)
Long Pass	73	Greg Alexander at Washington State (Sep 12, 2009)
Receptions	16	Greg Salas vs New Mexico State (Nov 14, 2009)
Yards Receiving	196	Greg Salas vs New Mexico State (Nov 14, 2009)
TD Receptions	2	Rodney Bradley at Washington State (Sep 12, 2009)
	2	Greg Salas at UNLV (Sep 19, 2009)
	2	Jovonte Taylor at NEVADA (Oct 31, 2009)
	2	Greg Salas vs Utah State (Nov 07, 2009)
	2	Kealoha Pilares vs Navy (Nov 28, 2009)
Long Reception	73	Rodney Bradley at Washington State (Sep 12, 2009)
Field Goals	2	Scott Enos at UNLV (Sep 19, 2009)
	2	Scott Enos at Louisiana Tech (Sep 30, 2009)
Long Field Goal	47	Scott Enos at UNLV (Sep 19, 2009)
Punts	6	Alex Dunnachie vs Wisconsin (Dec 05, 2009)
Punting Avg	57.3	Alex Dunnachie vs New Mexico State (Nov 14, 2009)
Long Punt	66	Alex Dunnachie vs Wisconsin (Dec 05, 2009)
Long Punt Return	32	Greg Salas vs Fresno State (Oct 10, 2009)
Long Kickoff Return	55	Jovonte Taylor vs Navy (Nov 28, 2009)
Tackles	12	R.J. Kiesel-Kauhane at UNLV (Sep 19, 2009)
	12	Blaze Soares at Louisiana Tech (Sep 30, 2009)
	12	Spencer Smith at Idaho (Oct 17, 2009)
	12	Blaze Soares vs Navy (Nov 28, 2009)
Sacks	1.0	Aaron Brown vs Central Arkansas (Sep 04, 2009)
	1.0	Corey Paredes vs Central Arkansas (Sep 04, 2009)
	1.0	Corey Paredes at Washington State (Sep 12, 2009)
	1.0	Tuika Tufaga at Washington State (Sep 12, 2009)
	1.0	Liko Satele at Washington State (Sep 12, 2009)
	1.0	Jake Huen at UNLV (Sep 19, 2009)
	1.0	Corey Paredes at Louisiana Tech (Sep 30, 2009)
	1.0	R.J. Kiesel-Kauhane vs Fresno State (Oct 10, 2009)
	1.0	Lewis Walker at NEVADA (Oct 31, 2009)
	1.0	Corey Paredes vs Utah State (Nov 07, 2009)
	1.0	Paipai Falemalu vs Utah State (Nov 07, 2009)
	1.0	Blaze Soares vs Utah State (Nov 07, 2009)
	1.0	Paipai Falemalu vs New Mexico State (Nov 14, 2009)
	1.0	John Fonoti vs New Mexico State (Nov 14, 2009)
	1.0	Tuika Tufaga at San Jose State (Nov 21, 2009)
	1.0	Blaze Soares vs Navy (Nov 28, 2009)
	1.0	R.J. Kiesel-Kauhane vs Navy (Nov 28, 2009)
	1.0	Spencer Smith vs Wisconsin (Dec 05, 2009)
	1.0	Vaughn Meatoga vs Wisconsin (Dec 05, 2009)
Tackles For Loss	2.5	Tuika Tufaga at Louisiana Tech (Sep 30, 2009)
Interceptions	2	Mana Silva at Washington State (Sep 12, 2009)
	2	Lametrius Davis at San Jose State (Nov 21, 2009)

OPPONENT INDIVIDUAL GAME HIGHS

Rushes	25	Porter, Daniel, at Louisiana Tech (Sep 30, 2009)
	25	Dobbs, Ricky, vs Navy (Nov 28, 2009)
Yards Rushing	172	Clay, John, vs Wisconsin (Dec 05, 2009)
TD Rushes	4	D. Woolridge, at Idaho (Oct 17, 2009)
Long Rush	53	Dobbs, Ricky, vs Navy (Nov 28, 2009)
Pass attempts	43	CLAYTON, Omar, at UNLV (Sep 19, 2009)
Pass completions	28	CLAYTON, Omar, at UNLV (Sep 19, 2009)
Yards Passing	344	Diondre Borel, vs Utah State (Nov 07, 2009)
TD Passes	5	Moore, Kellen, vs Boise State (Oct 24, 2009)
Long Pass	60	Nathan Enderle, at Idaho (Oct 17, 2009)
Receptions	9	WOLFE, Ryan, at UNLV (Sep 19, 2009)
Yards Receiving	130	WOLFE, Ryan, at UNLV (Sep 19, 2009)
TD Receptions	3	Young, Titus, vs Boise State (Oct 24, 2009)
Long Reception	60	Maurice Shaw, at Idaho (Oct 17, 2009)
Field Goals	4	Brozman, Kyle, vs Boise State (Oct 24, 2009)
Long Field Goal	40	Grasu, Nico, at Washington State (Sep 12, 2009)
Punts	7	Hughes, Kyle, vs New Mexico State (Nov 14, 2009)
Punting Avg	72.0	Brozman, Kyle, vs Boise State (Oct 24, 2009)
Long Punt	73	Hughes, Kyle, vs New Mexico State (Nov 14, 2009)
Long Punt Return	15	Potter, Chris, vs Boise State (Oct 24, 2009)
Long Kickoff Return	53	Fitte, Lyle, at Louisiana Tech (Sep 30, 2009)
Tackles	16	Buckner, Chris, vs New Mexico State (Nov 14, 2009)
Sacks	2.0	Smith, D'Anthony, at Louisiana Tech (Sep 30, 2009)
	2.0	Aaron Lavarias, at Idaho (Oct 17, 2009)
	2.0	Schofield, O'Br, vs Wisconsin (Dec 05, 2009)
	2.0	Watt, J.J., vs Wisconsin (Dec 05, 2009)
Tackles For Loss	3.0	Watt, J.J., vs Wisconsin (Dec 05, 2009)
Interceptions	2	Johnson, Jeron, vs Boise State (Oct 24, 2009)

Hawai'i Inside Opponent Red-Zone

Date	Opponent	Score	Times		Total Pts	Rush			Pass TDs	FGs Made	Failed to score inside RZ				
			In RZ	Scored		TDs	TDs	TDs			FGA	Down	Int	Fumb	Half
Sep 04, 2009	CENTRAL ARKANSAS	W 25-20	6	4	23	3	0	3	1	0	0	0	1	1	0
Sep 12, 2009	at Washington State	W 38-20	6	3	17	2	1	1	1	0	0	0	3	0	0
Sep 19, 2009	at UNLV	L 33-34	3	2	9	1	1	0	1	1	0	0	0	0	0
Sep 30, 2009	at Louisiana Tech	L 6-27	3	2	6	0	0	0	2	0	1	0	0	0	0
Oct 10, 2009	FRESNO STATE	L 17-42	5	3	17	2	0	2	1	0	1	1	0	0	0
Oct 17, 2009	at Idaho	L 23-35	4	3	17	2	2	0	1	0	1	0	0	0	0
Oct 24, 2009	BOISE STATE	L 9-54	3	1	7	1	0	1	0	0	1	1	0	0	0
Oct 31, 2009	at NEVADA	L 21-31	3	2	14	2	0	2	0	0	0	1	0	0	0
Nov 07, 2009	UTAH STATE	W 49-36	7	5	35	5	3	2	0	1	1	0	0	0	0
Nov 14, 2009	NEW MEXICO STATE	W 24-6	6	4	24	3	2	1	1	1	1	0	0	0	0
Nov 21, 2009	at San Jose State	W 17-10	6	2	10	1	1	0	1	1	2	0	0	1	0
Nov 28, 2009	NAVY	W 24-17	4	3	17	2	0	2	1	0	1	0	0	0	0
Dec 05, 2009	WISCONSIN	L 10-51	1	1	7	1	0	1	0	0	0	0	0	0	0
Totals			57	35	203	25	10	15	10	4	9	3	4	2	0
35 of 57 (61.4%)															

Opponents Inside Hawai'i Red-Zone

Date	Opponent	Score	Times		Total Pts	Rush			Pass TDs	FGs Made	Failed to score inside RZ				
			In RZ	Scored		TDs	TDs	TDs			FGA	Down	Int	Fumb	Half
Sep 04, 2009	CENTRAL ARKANSAS	W 25-20	3	3	20	3	2	1	0	0	0	0	0	0	0
Sep 12, 2009	at Washington State	W 38-20	4	4	20	2	2	0	2	0	0	0	0	0	0
Sep 19, 2009	at UNLV	L 33-34	6	4	27	4	2	2	0	1	0	1	0	0	0
Sep 30, 2009	at Louisiana Tech	L 6-27	6	5	27	3	3	0	2	0	0	0	0	1	0
Oct 10, 2009	FRESNO STATE	L 17-42	5	5	35	5	3	2	0	0	0	0	0	0	0
Oct 17, 2009	at Idaho	L 23-35	3	3	21	3	3	0	0	0	0	0	0	0	0
Oct 24, 2009	BOISE STATE	L 9-54	7	7	33	3	1	2	4	0	0	0	0	0	0
Oct 31, 2009	at NEVADA	L 21-31	3	3	17	2	1	1	1	0	0	0	0	0	0
Nov 07, 2009	UTAH STATE	W 49-36	6	4	29	4	3	1	0	1	1	0	0	0	0
Nov 14, 2009	NEW MEXICO STATE	W 24-6	0	0	0	0	0	0	0	0	0	0	0	0	0
Nov 21, 2009	at San Jose State	W 17-10	2	2	10	1	1	0	1	0	0	0	0	0	0
Nov 28, 2009	NAVY	W 24-17	2	2	10	1	1	0	1	0	0	0	0	0	0
Dec 05, 2009	WISCONSIN	L 10-51	8	7	44	6	6	0	1	1	0	0	0	0	0
Totals			55	49	293	37	28	9	12	3	1	1	0	1	0
49 of 55 (89.1%)															

UH's RECORD WHEN...

	2009
Overall Record	6-7
WAC Record	3-5
Non-Conference	3-2
Home	4-3
Away	2-4
Neutral	0-0
Day Games	1-2
Night Games	5-5
On National Television	1-2
In August	0-0
In September	2-2
In October	0-4
In November	4-0
In December	0-1
Against A.P. Top 25 Teams	0-1
Against A.P. Top 10 Teams	0-1
vs. Non-Ranked Teams	6-6
On Natural Grass	0-0
On Artificial Turf	6-7
When UH Scores First	4-3
Opponent Scores First	2-4
Leading After 1st Quarter	4-2
Behind After 1st Quarter	1-5
Tied After 1st Quarter	1-0
Leading At Halftime	3-1
Behind At Halftime	1-6
Tied At Halftime	2-0
Leading After 3rd Quarter	5-0
Behind After 3rd Quarter	0-7
Tied After 3rd Quarter	1-0
Overtime	1-0
Scoring 20 points or less	1-4
Scoring 21 points or more	5-3
Scoring 30+ points	2-1
Allowing 20 points or less	5-0
Allowing 21 points or more	1-7
Allowing 10 points or less	2-0
With a 100-yard rusher	1-0
Allowing a 100-yard rusher	2-5
With a 300-yard passer	4-3
With a 400-yard passer	1-1
With a 500-yard passer	0-0
Allowing a 300-yard passer	1-1
More Total Offense Than Opponent	6-2
Total Offense 300-plus yards	6-6
Total Offense 400-plus yards	6-3
Total Offense 500-plus yards	2-1
Allowing 300-plus yards total offense	3-6
No Turnovers	0-0
No Takeaways	1-3
Fewer Turnovers	3-1
Equal Turnovers	1-0
More Turnovers	2-6
Won Time of Possession	4-1
Opponent Controls Time Of Possession	2-6



JOVONTE TAYLOR

H 2009 FINAL WAC TEAM STATISTICS

SCORING OFFENSE	G	TD	XP	2XP	DXP	FG	Saf	Pts	Avg
1. Boise State	14	76	19	66	5	0	1	591	42.2
2. Nevada	13	69	6	61	2	0	0	497	38.2
3. Fresno State	13	56	15	55	1	0	1	440	33.8
4. Idaho	13	55	13	50	3	0	0	425	32.7
5. Louisiana Tech	12	45	12	42	1	0	0	350	29.2
6. Utah State	12	44	13	40	2	0	1	349	29.1
7. Hawai'i	13	37	12	34	0	0	2	296	22.8
8. San Jose State	12	21	7	16	1	0	0	165	13.8
9. New Mexico State	13	18	9	14	0	0	0	149	11.5

TOTAL OFFENSE	G	Rush	Pass	Plays	Yards	Avg/P	TD	Yds/G
1. Nevada	13	4484	2089	900	6573	7.3	69	505.6
2. Idaho	13	2136	3727	852	5863	6.9	53	451.0
3. Boise State	14	2605	3698	966	6303	6.5	70	450.2
4. Utah State	12	2311	2961	872	5272	6.0	44	439.3
5. Hawai'i	13	1306	4381	861	5687	6.6	37	437.5
6. Fresno State	13	2976	2621	876	5597	6.4	51	430.5
7. Louisiana Tech	12	2210	2257	819	4467	5.5	39	372.2
8. San Jose State	12	920	2488	754	3408	4.5	21	284.0
9. New Mexico State	13	1840	1141	772	2981	3.9	16	229.3

RUSHING OFFENSE	G	Att	Yds	Avg	TD	Yds/G
1. Nevada	13	607	4484	7.4	48	344.9
2. Fresno State	13	555	2976	5.4	30	228.9
3. Utah State	12	496	2311	4.7	25	192.6
4. Boise State	14	508	2605	5.1	30	186.1
5. Louisiana Tech	12	499	2210	4.4	20	184.2
6. Idaho	13	456	2136	4.7	25	164.3
7. New Mexico State	13	503	1840	3.7	10	141.5
8. Hawai'i	13	292	1306	4.5	12	100.5
9. San Jose State	12	351	920	2.6	8	76.7

PASS OFFENSE	G	Att	Cmp	Int	Pct.	Yds	Avg	TD	Yds/G
1. Hawai'i	13	339	569	17	59.6	4381	7.7	25	337.0
2. Idaho	13	240	396	15	60.6	3727	9.4	28	286.7
3. Boise State	14	294	458	3	64.2	3698	8.1	40	264.1
4. Utah State	12	218	376	4	58.0	2961	7.9	19	246.8
5. San Jose State	12	240	403	15	59.6	2488	6.2	13	207.3
6. Fresno State	13	194	321	11	60.4	2621	8.2	21	201.6
7. Louisiana Tech	12	188	320	5	58.7	2257	7.1	19	188.1
8. Nevada	13	170	293	6	58.0	2089	7.1	21	160.7
9. New Mexico State	13	133	269	18	49.4	1141	4.2	6	87.8

PASS EFFICIENCY	G	Att	Cmp	Pct	Int	Yds	TD	Effic
1. Boise State	14	294	458	3	64.2	3698	40	159.5
2. Idaho	13	240	396	15	60.6	3727	28	155.4
3. Fresno State	13	194	321	11	60.4	2621	21	143.8
4. Utah State	12	218	376	4	58.0	2961	19	138.7
5. Nevada	13	170	293	6	58.0	2089	21	137.5
6. Louisiana Tech	12	188	320	5	58.7	2257	19	134.5
7. Hawai'i	13	339	569	17	59.6	4381	25	132.8
8. San Jose State	12	240	403	15	59.6	2488	13	114.6
9. New Mexico State	13	133	269	18	49.4	1141	6	79.0

KICKOFF RETURNS	G	Ret	Yds	TD	Avg
1. Boise State	14	44	1172	2	26.6
2. Nevada	13	47	1112	0	23.7
3. Utah State	12	58	1345	0	23.2
4. Hawai'i	13	67	1518	0	22.7
5. Fresno State	13	51	1094	0	21.5
6. Louisiana Tech	12	60	1261	1	21.0
7. New Mexico State	13	62	1273	0	20.5
8. Idaho	13	62	1270	1	20.5
9. San Jose State	12	64	1184	0	18.5

PUNTING	G	No.	Yards	Avg/P	PR	Avg	TBg	Net/P
1. Fresno State	13	45	2010	44.7	170	3.8	5	38.7
2. Boise State	14	57	2413	42.3	152	2.7	4	38.3
3. San Jose State	12	74	3058	41.3	235	3.2	2	37.6
4. Nevada	13	45	1851	41.1	66	1.5	5	37.4
5. Hawai'i	13	42	1647	39.2	15	0.4	5	36.5
6. Utah State	12	72	2955	41.0	185	2.6	11	35.4
7. New Mexico State	13	82	3389	41.3	334	4.1	8	35.3
8. Idaho	13	45	1876	41.7	207	4.6	7	34.0
9. Louisiana Tech	12	65	2457	37.8	258	4.0	3	32.9

PUNT RETURN AVG	G	Ret	Yds	TD	Avg
1. Louisiana Tech	12	12	148	1	12.3
2. Idaho	13	14	153	0	10.9
3. Boise State	14	35	381	0	10.9
4. New Mexico State	13	23	234	0	10.2
5. Fresno State	13	29	289	1	10.0
6. Hawai'i	13	23	150	0	6.5
7. Utah State	12	22	135	0	6.1
8. Nevada	13	18	55	0	3.1
9. San Jose State	12	15	26	0	1.7

SCORING DEFENSE	G	TD	XP	2XP	DXP	FG	Saf	Pts	Avg
1. Boise State	14	31	7	27	2	0	1	240	17.1
2. Louisiana Tech	12	36	19	32	2	0	0	309	25.8
3. Fresno State	13	47	13	44	2	0	0	369	28.4
4. Nevada	13	49	10	45	1	0	0	371	28.5
5. Hawai'i	13	50	12	45	1	0	0	383	29.5
6. New Mexico State	13	53	13	52	1	0	0	411	31.6
7. Utah State	12	54	9	51	1	0	2	408	34.0
8. San Jose State	12	54	13	51	0	0	0	414	34.5
9. Idaho	13	63	10	54	3	0	0	468	36.0

TOTAL DEFENSE	G	Rush	Pass	Plays	Yards	Avg	TD	Yds/G
1. Boise State	14	1685	2518	879	4203	4.8	30	300.2
2. Louisiana Tech	12	1954	2466	828	4420	5.3	33	368.3
3. Hawai'i	13	2624	2635	871	5259	6.0	49	404.5
4. Nevada	13	1450	3871	831	5321	6.4	48	409.3
5. Fresno State	13	2783	2595	829	5378	6.5	46	413.7
6. New Mexico State	13	2869	2638	875	5507	6.3	49	423.6
7. Idaho	13	2017	3615	868	5632	6.5	61	433.2
8. San Jose State	12	3110	2205	796	5315	6.7	48	442.9
9. Utah State	12	2466	2995	858	5461	6.4	53	455.1

RUSHING DEFENSE	G	Rushes	Yards	Avg.	TD	Yds/G
1. Nevada	13	400	1450	3.6	15	111.5
2. Boise State	14	440	1685	3.8	15	120.4
3. Idaho	13	427	2017	4.7	27	155.2
4. Louisiana Tech	12	460	1954	4.2	17	162.8
5. Hawai'i	13	537	2624	4.9	33	201.8
6. Utah State	12	466	2466	5.3	25	205.5
7. Fresno State	13	463	2783	6.0	22	214.1
8. New Mexico State	13	511	2869	5.6	31	220.7
9. San Jose State	12	507	3110	6.1	35	259.2

PASS DEFENSE	G	Att	Cmp	Int	Pct.	Yds	Avg	TD	Yds/G
1. Boise State	14	241	439	24	54.9	2518	5.7	15	179.9
2. San Jose State	12	170	289	6	58.8	2205	7.6	13	183.8
3. Fresno State	13	202	366	8	55.2	2595	7.1	24	199.6
4. Hawai'i	13	214	334	12	64.1	2635	7.9	16	202.7
5. New Mexico State	13	195	364	7	53.6	2638	7.2	18	202.9
6. Louisiana Tech	12	203	368	13	55.2	2466	6.7	16	205.5
7. Utah State	12	214	392	12	54.6	2995	7.6	28	249.6
8. Idaho	13	292	441	7	66.2	3615	8.2	34	278.1
9. Nevada	13	265	431	8	61.5	3871	9.0	33	297.8

PASS DEF. EFFICIENCY	G	Att	Cmp	Int	Pct.	Yds	TD	Effic
1. Boise State	14	241	439	24	54.9	2518	15	103.4
2. Louisiana Tech	12	203	368	13	55.2	2466	16	118.7
3. New Mexico State	13	195	364	7	53.6	2638	18	126.9
4. Fresno State	13	202	366	8	55.2	2595	24	132.0
5. San Jose State	12	170	289	6	58.8	2205	13	133.6
6. Utah State	12	214	392	12	54.6	2995	28	136.2
7. Hawai'i	13	214	334	12	64.1	2635	16	139.0
8. Idaho	13	292	441	7	66.2	3615	34	157.3
9. Nevada	13	265	431	8	61.5	3871	33	158.5

FIRST DOWNS	G	Rush	Pass	Pen	Total	Per/G
1. Boise State	14	123	166	22	311	22.2
2. Nevada	13	195	104	11	310	23.8
3. Idaho	13	100	158	29	287	22.1
4. Hawai'i	13	74	189	17	280	21.5
5. Fresno State	13	130	127	18	275	21.2
6. Utah State	12	121	117	17	255	21.2
7. Louisiana Tech	12	123	103	16	242	20.2
8. San Jose State	12	59	108	25	192	16.0
9. New Mexico State	13	101	48	15	164	12.6

TURNOVER MARGIN	G	Fum	Int	Tot	Fum	Int	Lost Tot	Mar	Per/G
1. Boise State	14	11	24	35	11	3	14	+21	1.50
2. Louisiana Tech	12	7	13	20	8	5	13	+7	0.58
3. Utah State	12	9	12	21	11	4	15	+6	0.50
4. Nevada	13	10	8	18	15	6	21	-3	-0.23
5. San Jose State	12	15	6	21	10	15	25	-4	-0.33
6. Idaho	13	8	7	15	8	15	23	-8	-0.62
7. New Mexico State	13	11	7	18	10	18	28	-10	-0.77
Fresno State	13	7	8	15	14	11	25	-10	-0.77
9. Hawai'i	13	10	12	22	16	17	33	-11	-0.85

TIME OF POSSESSION	G	Total Time	Avg/G
1. Fresno State	13	414:44	31:54
2. Nevada	13	4	

2009 FINAL WAC INDIVIDUAL STATISTICS



RUSHING										
	Team	Cl	G	Att	Yds	Avg	TD	Lg	Yds/G	
1.	Mathews,Ryan	FS	JR	12	276	1808	6.6	19	77	150.7
2.	Taua,Vai	NEV	JR	11	172	1345	7.8	10	89	122.3
3.	Turbin,Robert	USU	SO	12	207	1296	6.3	13	96	108.0
4.	Porter,Daniel	LTU	SR	12	211	1132	5.4	11	64	94.3
5.	Kaepernick,Colin	NEV	JR	13	161	1183	7.3	16	75	91.0
6.	Lippincott,Luke	NEV	SR	12	134	1034	7.7	9	85	86.2
7.	Avery,Jeremy	BSU	JR	14	209	1150	5.5	6	74	82.1
8.	Smith,Seth	NMSU	SO	13	246	1016	4.1	1	70	78.2
9.	Woolridge,D.	UI	SR	13	171	979	5.7	18	68	75.3
10.	Martin,Doug	BSU	SO	14	129	765	5.9	15	56	54.6

PASSING AVG/GAME											
	Team	Cl	G	Att	Cmp	Int	Pct.	Yds	TD	Avg/G	
1.	Enderle,Nathan	UI	JR	11	192	312	9	61.5	2906	22	264.2
2.	Moore,Kellen	BSU	SO	14	277	431	3	64.3	3536	39	252.6
3.	Borel,Diondre	USU	JR	12	214	366	4	58.5	2885	17	240.4
4.	Moniz,Bryant	UH	SO	10	182	319	10	57.1	2396	14	239.6
5.	Colburn,Ryan	FS	JR	13	181	298	11	60.7	2459	19	189.2
6.	Jenkins,Ross	LTU	JR	12	172	290	5	59.3	2095	17	174.6
7.	La Secla,Jordan	SJSU	JR	12	182	304	11	59.9	1926	10	160.5
8.	Kaepernick,Colin	NEV	JR	13	166	282	6	58.9	2052	20	157.8
9.	Fleming,Jeff	NMSU	SO	13	87	172	12	50.6	789	4	60.7
10.	Walls,Trevor	NMSU	FR	10	46	94	5	48.9	352	2	35.2

TOTAL OFFENSE									
	Team	Cl	G	Rush	Pass	Plays	Total	Yds/G	
1.	Borel,Diondre	USU	JR	12	458	2885	539	3343	278.6
2.	Enderle,Nathan	UI	JR	11	-55	2906	353	2851	259.2
3.	Moore,Kellen	BSU	SO	14	-5	3536	455	3531	252.2
4.	Moniz,Bryant	UH	SO	10	117	2396	377	2513	251.3
5.	Kaepernick,Colin	NEV	JR	13	1183	2052	443	3235	248.8
6.	Colburn,Ryan	FS	JR	13	171	2459	364	2630	202.3
7.	Jenkins,Ross	LTU	JR	12	73	2095	369	2168	180.7
8.	La Secla,Jordan	SJSU	JR	12	-110	1926	360	1816	151.3
9.	Mathews,Ryan	FS	JR	12	1808	0	277	1808	150.7
10.	Taua,Vai	NEV	JR	11	1345	0	172	1345	122.3

RECEPTIONS/GAME										
	Team	Cl	G	Rec	Yds	TD	Lg	Avg/C	Rec/G	
1.	Salas,Greg	UH	JR	13	106	1590	8	66	15.0	8.2
2.	Young,Titus	BSU	JR	14	79	1041	10	54	13.2	5.6
3.	Pilares,Kealoha	UH	JR	13	66	690	4	32	10.5	5.1
4.	Jurovich,Kevin	SJSU	SR	12	60	777	1	38	12.9	5.0
5.	Komar,Max	UI	SR	13	63	1052	11	42	16.7	4.8
6.	Pettis,Austin	BSU	JR	13	63	855	14	65	13.6	4.8
7.	Medeiros,Jon	UH	SR	10	47	589	3	57	12.5	4.7
8.	Avery,Marquis	SJSU	JR	9	42	465	6	80	11.1	4.7
9.	Wimberly,Brandon	NEV	FR	13	53	733	6	49	13.8	4.1
10.	Ajirotutu,Seyi	FS	SR	13	49	677	7	46	13.8	3.8

RECEIVE YDS/GAME										
	Team	Cl	G	Rec	Yds	TD	Lg	Avg/C	Yds/G	
1.	Salas,Greg	UH	JR	13	106	1590	8	66	15.0	122.3
2.	Komar,Max	UI	SR	13	63	1052	11	42	16.7	80.9
3.	Young,Titus	BSU	JR	14	79	1041	10	54	13.2	74.4
4.	Pettis,Austin	BSU	JR	13	63	855	14	65	13.6	65.8
5.	Jurovich,Kevin	SJSU	SR	12	60	777	1	38	12.9	64.8
6.	Medeiros,Jon	UH	SR	10	47	589	3	57	12.5	58.9
7.	Hardy,Daniel	UI	JR	12	39	691	3	59	17.7	57.6
8.	Wimberly,Brandon	NEV	FR	13	53	733	6	49	13.8	56.4
9.	Shaw,Maurice	UI	JR	12	32	666	6	73	20.8	55.5
10.	Pilares,Kealoha	UH	JR	13	66	690	4	32	10.5	53.1

ALL-PURPOSE										
	Team	Cl	G	Rush	Rcv	PR	KR	Yds	Avg/G	
1.	Mathews,Ryan	FS	JR	12	1808	122	0	0	1930	160.8
2.	Young,Titus	BSU	JR	14	138	1041	0	833	2012	143.7
3.	Turbin,Robert	USU	SO	12	1296	418	0	0	1714	142.8
4.	Taua,Vai	NEV	JR	11	1345	99	10	0	1454	132.2
5.	Salas,Greg	UH	JR	13	0	1590	57	0	1647	126.7
6.	Porter,Daniel	LTU	SR	12	1132	142	0	10	1284	107.0
7.	Taylor,Jovonte	UH	JR	13	-3	445	0	918	1360	104.6
8.	Williams,Kerwynn	USU	FR	11	10	0	0	1131	1141	103.7
9.	Lippincott,Luke	NEV	SR	12	1034	109	0	99	1242	103.5
10.	Avery,Jeremy	BSU	JR	14	1150	257	0	0	1407	100.5

PASS EFFICIENCY											
	Team	Cl	G	Att	Cmp	Int	Pct.	Yds	TD	Eff.	
1.	Moore,Kellen	BSU	SO	14	277	431	3	64.3	3536	39	161.7
2.	Enderle,Nathan	UI	JR	11	192	312	9	61.5	2906	22	157.3
3.	Colburn,Ryan	FS	JR	13	181	298	11	60.7	2459	19	143.7
4.	Kaepernick,Colin	NEV	JR	13	166	282	6	58.9	2052	20	139.1
5.	Borel,Diondre	USU	JR	12	214	366	4	58.5	2885	17	137.8
6.	Jenkins,Ross	TECH	JR	12	172	290	5	59.3	2095	17	135.9
7.	Moniz,Bryant	UH	SO	10	182	319	10	57.1	2396	14	128.4
8.	La Secla,Jordan	SJSU	JR	12	182	304	11	59.9	1926	10	116.7

PUNT RETURN AVG									
	Team	Cl	G	Ret	Yds	TD	Lg	Avg	
1.	Anderson,Marcus	NMSU	JR	11	18	205	0	56	11.4
2.	Wilson,Kyle	BSU	SR	14	24	250	0	59	10.4
3.	Wylie,Devon	FS	JR	10	12	107	0	34	8.9
4.	Henry,Ryan	UH	JR	12	18	93	0	16	5.2

KICK RETURN AVG									
	Team	Cl	G	Ret	Yds	TD	Lg	Avg	
1.	Livas,Phillip	LTU	JR	12	23	622	1	100	27.0
2.	Young,Titus	BSU	JR	14	31	833	2	100	26.9
3.	Williams,Kerwynn	USU	FR	11	45	1131	0	75	25.1
4.	Veltung,Justin	UI	FR	10	17	425	1	94	25.0
5.	Taylor,Jovonte	UH	JR	13	37	918	0	55	24.8
6.	Ball,Mike	NEV	FR	12	31	768	0	52	24.8
7.	Jefferson,A.J.	FS	SR	12	26	602	0	48	23.2
8.	Glynn,Tonny	NMSU	JR	13	35	778	0	44	22.2
9.	Fitte,Lyle	LTU	FR	12	21	466	0	71	22.2
10.	Allen,Marcus	NMSU	SO	11	17	373	0	31	21.9

PUNTING									
	Team	Cl	G	Punt	Yds	Lg	Avg		
1.	Caldwell,Peter	USU	JR	12	69	2914	62	42.2	
2.	Zavala,Philip	SJSU	SR	12	72	3036	67	42.2	
3.	Hughes,Kyle	NMSU	SO	13	81	3389	73	41.8	
4.	Langley,Brad	NEV	JR	11	45	1851	62	41.1	
5.	Glasgow,Cade	LTU	FR	11	54	2014	67	37.3	

SCORING										
	Team	Cl	G	TD	FG	XPT	2XP	Pts	Pts/G	
1.	Mathews,Ryan	FS	JR	12	19	0	0	0	114	9.5
2.	Turbin,Robert	USU	SO	12	18	0	2	110	9.2	
3.	Brotzman,Kyle	BSU	JR	14	0	18	63	0	117	8.4
4.	Woolridge,D.	UI	SR	13	18	0	0	108	8.3	
5.	Kaepernick,Colin	NEV	JR	13	17	0	2	104	8.0	
6.	Goessling,Kevin	FS	SO	13	0	15	55	0	100	7.7
7.	Farquhar,Trey	UI	FR	13	0	13	50	0	89	6.8
8.	Taua,Vai	NEV	JR	11	12	0	2	74	6.7	
9.	Ulinski,Chris	USU	SR	12	0	13	40	0	79	6.6
10.	Nelson,Matt	LTU	FR	12	0	12	42	0	78	6.5

SCORING (TDs)											
	Team	Cl	G	TD	Rush	Pass	Ret	PAT	Pts	Pts/G	
1.	Mathews,Ryan	FS	JR	12	19	19	0	0	0	114	9.5
2.	Turbin,Robert	USU	SO	12	18	13	5	0	1	110	9.2
3.	Woolridge,D.	UI	SR	13	18	18	0	0	0	108	8.3
4.	Kaepernick,Colin	NEV	JR	13	17	16	1	0	1	104	8.0
5.	Taua,Vai	NEV	JR	11	12	10	2	0	1	74	6.7
6.	Pettis,Austin	BSU	JR	13	14	0	14	0	0	84	6.5
7.	Young,Titus	BSU	JR	14	15	3	10	2	0	90	6.4
8.	Martin,Doug	BSU	SO	14	15	15	0	0	0	90	6.4
9.	Morris,Dennis	LTU	SR	12	12	0	12	0	0	72	6.0
10.	Lippincott,Luke	NEV	SR	12	11	9	2	0	0	66	5.5

SCORING (KICK)									
	Team	Cl	G	PATs	FGs	Pts	Pts/G		
1.	Brotzman,Kyle	BSU	JR	14	63-64	18-25	117	8.4	
2.	Goessling,Kevin	FS	SO	13	55-55	15-16	100	7.7	
3.	Farquhar,Trey	UI	FR	13	50-51	13-19	89	6.8	
4.	Ulinski,Chris	USU	SR	12	40-41	13-21	79	6.6	
5.	Nelson,Matt	LTU	FR	12	42-43	12-16	78	6.5	
6.	Drake,Ricky	NEV	JR	13	60-64	6-9	78	6.0	
7.	Enos,Scott	UH	JR	13	34-34	12-19	70	5.4	
8.	Hughes,Kyle	NMSU	SO	13	14-14	9-15	41	3.2	
9.	Cope,Tyler	SJSU	SO	12	16-18	7-11	37	3.1	

FIELD GOALS									
	Team	Cl	G	FG	FGA	Pct.	FG/G		
1.	Brotzman,Kyle	BSU	JR	14	18	25	72.0	1.29	
2.	Goessling,Kevin	FS	SO	13	15	16	93.8	1.15	
3.	Ulinski,Chris	USU	SR	12	13	21	61.9	1.08	
4.	Nelson,Matt	LTU	FR	12	12	16	75.0	1.00	
5.	Farquhar,Trey	UI	FR	13	13	19	68.4	1.00	
6.	Enos,Scott	UH	JR						

H 2009 FINAL WAC INDIVIDUAL STATISTICS

TACKLES										
	Team	Cl	G	Pos	Solo	Ast	Total	Avg/G	Sack	
1.	Wagner,Bobby	USU	SO	12	LB	53	62	115	9.6	0.0
2.	Keo,Shiloh	UI	JR	13	DB	72	41	113	8.7	0.0
3.	Cole,Adrien	LTU	SO	11	LB	36	57	93	8.5	2.0
4.	Soares,Blaze	UH	SR	13	LB	58	49	107	8.2	2.0
5.	Jacobs,Ben	FS	JR	13		60	46	106	8.2	0.0
6.	Scott,Jason	NMSU	JR	13	LB	44	60	104	8.0	0.0
	Burns,Tanner	SJSU	SO	12	DB	55	41	96	8.0	0.0
8.	Conner,Ross	NMSU	JR	13	LB	29	73	102	7.8	1.0
9.	Brindley,James	USU	SR	10	DB	46	32	78	7.8	1.0
10.	Hatchett,Stephon	NMSU	SO	13	DB	53	45	98	7.5	0.0
11.	Ihenacho,Duke	SJSU	JR	12	DB	47	42	89	7.4	0.0
12.	Festejo,Pompey	SJSU	JR	12	LB	37	46	83	6.9	2.0
13.	Amaya,Jonathon	NEV	SR	13	DB	54	35	89	6.8	0.0
14.	Jones,Travis	SJSU	SR	12	LB	47	32	79	6.6	1.0
15.	Kiesel-Kauhane ,R.J.	UH	SR	13	LB	61	24	85	6.5	2.0
16.	Johnson,Jeron	BSU	JR	14	DB	54	37	91	6.5	0.0
17.	Calais,Tank	LTU	JR	12	DB	38	39	77	6.4	1.0
18.	Dudley,Jay	LTU	SO	12	LB	39	36	75	6.2	2.5
19.	Coleman,Rajric	USU	JR	12	CB	44	30	74	6.2	0.0
20.	Dickson,JoJo	UI	JR	13	LB	43	36	79	6.1	1.0
21.	Smith,Spencer	UH	JR	13	DB	52	25	77	5.9	1.0
22.	Bell,Lorne	FS	JR	11		45	20	65	5.9	0.0
23.	Silva,Mana	UH	JR	13	DB	47	27	74	5.7	0.0
	Green,Jonte	NMSU	SO	13	DB	40	34	74	5.7	0.0
25.	Baker,Antonio	LTU	SR	9	DB	29	22	51	5.7	0.0
26.	Powell,Alphonso	NMSU	SO	13	DB	41	31	72	5.5	0.5
27.	Bethea,Mike	NEV	SR	13	LB	29	41	70	5.4	2.5
28.	House,Davon	NMSU	JR	13	DB	46	22	68	5.2	0.0
29.	Harris,Moses	FS	SR	13		40	23	63	4.8	0.0
30.	Jones,Jeromy	UI	SR	12	DB	40	18	58	4.8	0.0
31.	Cole,Justin	SJSU	SR	12	LB	29	28	57	4.8	3.0
32.	Moch,Dontay	NEV	JR	13	DE	38	23	61	4.7	6.5
	Marshall,Brandon	NEV	SO	13	LB	35	26	61	4.7	1.0
	Harvey,Mo	NEV	SR	13	DB	47	14	61	4.7	0.0
35.	Faust,Dominique	LTU	JR	10	LB	12	34	46	4.6	1.5
36.	Percy,JC	BSU	FR	14	LB	31	33	64	4.6	0.5
37.	Siavii,Robert	UI	SO	13	LB	33	26	59	4.5	0.0
38.	Venable,Winston	BSU	JR	14	DB	42	21	63	4.5	0.0
	Bryant,Jeremy	UH	JR	10	DB	28	17	45	4.5	0.0
40.	Johnson,James-M.	NEV	SO	13	LB	33	25	58	4.5	2.0
41.	Randle,Chris	USU	JR	12	CB	38	15	53	4.4	1.0
	Gallagher,Kyle	USU	SO	12	LB	28	25	53	4.4	1.5
43.	Tuipulotu,Tiuke	SJSU	SO	12	DB	30	22	52	4.3	1.0
44.	Smith,D'Anthony	LTU	SR	12	DT	19	32	51	4.2	3.5
	Senescall,Paul	UI	JR	12	LB	28	23	51	4.2	0.0
46.	Paredes,Corey	UH	SO	13	LB	37	17	54	4.2	4.0
	Lavarias,Aaron	UI	JR	13	DE	33	21	54	4.2	4.0
48.	Carter,Terry	LTU	SO	11	CB	33	12	45	4.1	0.0
49.	Dunn,Desia	FS	JR	13		38	15	53	4.1	0.0
	Fils,Pierre	NMSU	SO	13	DL	21	32	53	4.1	6.0

SACKS										
	Team	Cl	G	Pos	Solo	Ast	Yds	Total	Avg/G	
1.	Basped,Kevin	NEV	JR	12	DE	8	3	60	9.5	0.79
2.	Winterswyk,Ryan	BSU	JR	14	DE	6	6	48	9.0	0.64
3.	Moch,Dontay	NEV	JR	13	DE	6	1	49	6.5	0.50
4.	Fils,Pierre	NMSU	SO	13	DL	4	2	28	6.0	0.46
5.	Winn,Billy	BSU	SO	14	DT	4	4	34	6.0	0.43
6.	Carter,Chris	FS	JR	13		5	0	36	5.0	0.38
	Savage,Donte	NMSU	SO	13	DL	4	1	23	5.0	0.38
8.	Broha,Matt	LTU	SO	12	DE	4	0	38	4.0	0.33
	Garcia,Pablo	SJSU	SO	12	DT	4	0	32	4.0	0.33
10.	Paredes,Corey	UH	SO	13	LB	4	0	29	4.0	0.31
	Sataraka,Jonah	UI	JR	13	DT	4	0	23	4.0	0.31
	Lavarias,Aaron	UI	JR	13	DE	4	0	22	4.0	0.31
13.	Jordan,Kwame	LTU	SR	12	DE	3	1	26	3.5	0.29
	Smith,D'Anthony	LTU	SR	12	DT	3	1	22	3.5	0.29
15.	Cole,Justin	SJSU	SR	12	LB	3	0	28	3.0	0.25
	Keiaho,Junior	USU	SO	12	DE	2	2	23	3.0	0.25
	Koskan,Levi	USU	SO	12	DE	3	0	17	3.0	0.25

TACKLES FOR LOSS										
	Team	Cl	G	Pos	Solo	Ast	Yds	Total	Avg/G	
1.	Moch,Dontay	NEV	JR	13	DE	17	6	93	20.0	1.54
2.	Winterswyk,Ryan	BSU	JR	14	DE	13	8	68	17.0	1.21
3.	Basped,Kevin	NEV	JR	12	DE	9	7	65	12.5	1.04
4.	Carter,Chris	FS	JR	13		11	4	51	13.0	1.00
5.	Winn,Billy	BSU	SO	14	DT	8	9	49	12.5	0.89
6.	Savage,Donte	NMSU	SO	13	DL	9	5	64	11.5	0.88
	Johnson,James-M.	NEV	SO	13	LB	9	5	32	11.5	0.88
8.	Cole,Justin	SJSU	SR	12	LB	9	0	45	9.0	0.75
9.	Marshall,Brandon	NEV	SO	13	LB	8	3	31	9.5	0.73
10.	Kiesel-Kauhane ,R.J.	UH	SR	13	LB	8	2	26	9.0	0.69

INTERCEPTIONS									
	Team	Cl	G	Int	Yds	TD	Lg	Int/G	
1.	Silva,Mana	UH	JR	13	6	28	0	13	0.46
2.	Thompson,Brandyn	BSU	JR	14	5	65	1	51	0.36
3.	Young,Deon	LTU	SR	12	4	92	2	55	0.33
	Victorian,Josh	LTU	JR	9	3	75	1	75	0.33
5.	Brindley,James	USU	SR	10	3	24	0	20	0.30
6.	Johnson,Jeron	BSU	JR	14	4	30	0	25	0.29
7.	House,Davon	NMSU	JR	13	3	58	1	58	0.23
	Keo,Shiloh	UI	JR	13	3	8	0	7	0.23
	Davis,Lametrius	UH	JR	13	3	0	0	0	0.23
10.	Baker,Antonio	LTU	SR	9	2	0	0	0	0.22

FUMBLES FORCED									
	Team	Cl	G	Num	Avg/G				
1.	Burns,Tanner	SJSU	SO	12	4	0.33			
	Baker,Antonio	LTU	SR	9	3	0.33			
	Newsome,Devin	SJSU	JR	12	4	0.33			
4.	Jones,Jeromy	UI	SR	12	3	0.25			
5.	Jacobs,Ben	FS	JR	13	3	0.23			
	Fils,Pierre	NMSU	SO	13	3	0.23			
	Hatchett,Stephon	NMSU	SO	13	3	0.23			
	Paredes,Corey	UH	SO	13	3	0.23			
9.	Cole,Adrien	LTU	SO	11	2	0.18			
10.	Wagner,Bobby	USU	SO	12	2	0.17			

FUMBLES RCVD									
	Team	Cl	G	Num	Avg/G				
1.	Jacobs,Ben	FS	JR	13	3	0.23			
2.	Liranzo,Adam	NEV	JR	11	2	0.18			
3.	Johnson,Travis	SJSU	FR	12	2	0.17			
	Jones,Jeromy	UI	SR	12	2	0.17			
	Jones,Travis	SJSU	SR	12	2	0.17			
6.	Savage,Donte	NMSU	SO	13	2	0.15			
	Marshall,Brandon	NEV	SO	13	2	0.15			
	Hout,Byron	BSU	SO	13	2	0.15			
9.	Winterswyk,Ryan	BSU	JR	14	2	0.14			
10.	Cressel,Kalvin	SJSU	SR	9	1	0.11			

PASSES DEFENDED									
	Team	Cl	G	Brup	Int	Total	Avg/G		
1.	House,Davon	NMSU	JR	13	13	3	16	1.23	
2.	Thompson,Peyton	SJSU	SO	12	9	2	11	0.92	
3.	Brindley,James	USU	SR	10	6	3	9	0.90	
4.	Davis,Lametrius	UH	JR	13	8	3	11	0.85	
5.	Victorian,Josh	LTU	JR	9	4	3	7	0.78	
6.	Silva,Mana	UH	JR	13	4	6	10	0.77	
	Amaya,Jonathon	NEV	SR	13	9	1	10	0.77	
8.	Johnson,Jeron	BSU	JR	14	6	4	10	0.71	
9.	Hatchett,Stephon	NMSU	SO	13	8	1	9	0.69	
10.	Randle,Chris	USU	JR	12	7	1	8	0.67	
	Young,Deon	LTU	SR	12	4	4	8	0.67	



JOHN FONOTI



- Official Outfitter -
Hawaii Football

THE NEW PROTOTYPE

UNDER ARMOUR® IS BUILDING THE NEXT GENERATION OF ATHLETE, THE ATHLETE OF TOMORROW. THE NEW PROTOTYPE. WE TRAIN NOT TO MAINTAIN, BUT TO GET BETTER. EVERY DAY. TO ACHIEVE, EXCEL AND RAISE THE BAR FOR THOSE WHO FOLLOW. **BE BETTER THAN BEFORE. BE BETTER THAN THE REST. BE THE NEW PROTOTYPE.**



WWW.UNDERARMOUR.COM/PROTOTYPE

Featured Footwear: UA Proto Speed Trainer. **coldgear**® FOR WHEN IT'S COLD. Pictured: Long sleeve, UA Leggings. ©2008 UNDER ARMOUR® Performance.

PASSING

INDIVIDUAL

Attempts

Quarter: 30, Timmy Chang vs. San Jose State, Oct. 28, 2000 (2nd - comp. 12)
 Half: 45, Timmy Chang vs. San Jose State, Oct. 28, 2000 (1st - comp. 20)
 Game: 75, Colt Brennan at San Jose State, Oct. 12, 2007 (comp. 45)
 Season: 624, Timmy Chang, 2002 (comp. 349)
 Career: 2,436, Timmy Chang, 2000-04 (comp. 1,388)

Completions

Quarter: 19, Colt Brennan vs. N. Colorado, Sept. 1, 2007 (1st - att. 21)
 Half: 34, Colt Brennan vs. N. Colorado, Sept. 1, 2007 (1st - att. 40)
 Game: 44, Colt Brennan at San Jose State, Oct. 12, 2007 (att. 75)
 Two Consecutive Games: 79, Timmy Chang at UNLV (37), Sept. 19, and vs. Rice (42), Sept. 27, 2003
 Three Consecutive Games: 111, Timmy Chang at USC (32), Sept. 13; at UNLV (37), Sept. 19; and vs. Rice (42), Sept. 27, 2003
 Four Consecutive Games: 140, Timmy Chang at UNLV (37), Sept. 19; vs. Rice (42), Sept. 27; at Tulsa (21), Oct. 4; and vs. Fresno State (40), Oct. 11, 2003
 Season: 406, Colt Brennan, 2006 (att. 559)
 Career: 1,388, Timmy Chang, 2000-04 (att. 2,436)

Completions Per Game

Season: 29.91, Colt Brennan, 2007 (359 in 12 games)
 Career: 29.34, Colt Brennan, 2005-07 (1,115 in 38 games)

Consecutive Completions

Game: 20, Colt Brennan vs. Washington, Dec. 1, 2007
 Two Games: 22, Jason Whieldon vs. Army (16), Nov. 22 and vs. Alabama (6), Nov. 29, 2003

Completions Percentage

Game: (min. 15) 94.1%, Jason Whieldon vs. Army, Nov. 22, 2003 (16 of 17)
 (min. 20) 83.3%, Tim Carey vs. Cal State Northridge, Sept. 6, 1997 (25 of 30)
 (min. 30) 85.0%, Colt Brennan vs. N. Colorado, Sept. 1, 2007 (34 of 40)
 (min. 40) 84.0%, Colt Brennan vs. Washington, Dec. 1, 2007 (42 of 50)
 Season: (min. 150) 72.6%, Colt Brennan, 2006 (406 of 559)
 (min. 200) 72.6%, Colt Brennan, 2006 (406 of 559)
 Career: (min. 300) 70.3%, Colt Brennan, 2005-07 (1,115 of 1,584)

Interceptions

Game: 5, Inoke Funaki at Boise State, Oct. 07, 2008 (att. 34); Timmy Chang at Rice, Oct. 21, 2000 (att. 48); Colt Brennan at Idaho, Sept. 29, 2007 (att. 49); Inoke Funaki at Boise State, Oct. 24, 2008 (att. 34)
 Season: 22, Timmy Chang, 2002 (att. 624)
 Career: 80, Timmy Chang, 2000-04 (att. 2,436)

Fewest Interceptions

Season: (min. 75 att.) 1, Mike Stennis, 1979 (att. 92); Bernard Quarles, 1981 (att. 76)
 (min. 100 att.) 2, Michael Carter, 1993 (att. 179); Johnny Macon, 1995 (att. 152)
 (min. 200 att.) 5, Raphael Cherry, 1984 (att. 295)
 Career: (min. 300 att.) 13, Nick Rolovich, 2000-01 (att. 541)

Lowest Interception Percentage

Season: (min. 100 attempts) 1.1, Michael Carter, 1993 (2 in 179 att.)
 (min. 200 attempts) 1.7, Raphael Cherry, 1984 (5 in 295 att.)

Career:

(min. 250 attempts) 2.4, Nick Rolovich, 2000-01 (13 in 541 att.)

Consecutive Attempts Without An Interception

Season: 182, Colt Brennan, 2006 (during six games from Sept. 30 to Nov. 4)
 Career: 200, Timmy Chang, 2000-04 (during five games from Dec. 25, 2003, to Oct. 9, 2004)

Yards

Quarter: 282, Dan Robinson vs. Navy, Nov. 20, 1999 (2nd - 15 of 26)
 Half: 416, Colt Brennan vs. N. Colorado, Sept. 1, 2007 (1st - 34 of 40)
 Game: 559, Colt Brennan vs. Arizona State, Dec. 24, 2006 (33 of 42)
 Two Consecutive Games: 1,048, Nick Rolovich (505 vs. Air Force, Nov. 24; 543 vs. Brigham Young, Dec. 8, 2001)
 Three Consecutive Games: 1,548, Nick Rolovich (500 vs. Miami-Ohio, Nov. 17; 505 vs. Air Force, Nov. 24; 543 vs. Brigham Young, Dec. 8, 2001)
 Four Consecutive Games: 1,806, Nick Rolovich (258 vs. Boise State, Nov. 10; 500 vs. Miami-Ohio, Nov. 17; 505 vs. Air Force, Nov. 24; 543 vs. Brigham Young, Dec. 8, 2001)
 Season: 5,549, Colt Brennan, 2006
 Two Years: 9,892, Colt Brennan, 2006-07
 Career: 17,072, Timmy Chang, 2000-04

Yards Per Game

Season: 396.4, Colt Brennan, 2006 (5,549 in 14 games)
 Career: 322.1, Timmy Chang, 2000-04 (17,072 in 53 games)

Consecutive Games Gaining 200 Yards or More


Season: 14, Colt Brennan, 2006 (Sept. 2, 2006 at Alabama - Dec. 24, 2006 vs. Arizona State)
 Career: 34, Colt Brennan (Sept. 3, 2005 vs. USC - Dec. 1, 2007 vs. Washington)

Consecutive Games Gaining 300 Yards or More

Season: 12, Colt Brennan, 2006 (Sept. 23, 2006 vs. Boise State - Dec. 24, 2006 vs. Arizona State)
 Career: 14, Timmy Chang (Sept. 30, 2001 vs.



COLT BRENNAN



GARRETT GABRIEL



DAN ROBINSON

Tulsa - Sept. 6, 2002 at Brigham Young);
14, Colt Brennan (Sept. 23, 2006 vs. Boise
State - Sept. 8, 2007 at La. Tech)

Most Games Gaining 200 Yards or More

Season: 14, Colt Brennan, 2006
Career: 47, Timmy Chang, 2000, 2002-04

Most Games Gaining 300 Yards or More

Season: 13, Colt Brennan, 2006
Career: 36, Timmy Chang, 2000, 2002-04

Most Games Gaining 400 Yards or More

Season: 9, Colt Brennan, 2006
Career: 14, Colt Brennan, 2005-07

Yards Per Attempt

Game:
(min. 15 att.)
17.0, Warren Jones at Utah, Sept. 24, 1988
(16 for 272)

(min. 25 att.)
15.2, Garrett Gabriel vs. Brigham Young,
Oct. 28, 1989 (29 for 440)

(min. 35 att.)
13.3, Colt Brennan vs. Arizona State, Dec.
24, 2006 (33 for 559)

Season:
(min. 150 att.)
9.9, Colt Brennan, 2006 (559 for 5,549)

(min. 200 att.)
9.9, Colt Brennan, 2006 (559 for 5,549)

Career:
(min. 300 att.)
8.5, Garrett Gabriel, 1987-90 (661 for 5,631)

Yards Per Completion

Game:
(min. 10 comp.)
24.7, Warren Jones at Utah, Sept. 24, 1988
(11 for 272)

(min. 20 comp.)
20.0, Garrett Gabriel vs. Brigham Young,
Oct. 28, 1989 (22 for 440)

Season:
(min. 100 comp.)
16.67, Garrett Gabriel, 1990 (165 for 2,752)

Career:
(min. 175 comp.)
15.8, Garrett Gabriel, 1987-90 (356 for 5,631)

(min. 300 comp.)
12.7, Colt Brennan, 2005-07 (1,115 for 14,193)

Efficiency Rating

Game:
(min. 15 att.)
273.4, Warren Jones at Utah, Sept. 24,
1988 (11 of 16, 272 yards, 3 TD, 0 int.)

Season:
(min. 100 att.)
186.0, Colt Brennan, 2006 (559 att.)

Career:
(min. 300 att.)
139.5, Garrett Gabriel, 1987-90 (661 att.)

Touchdowns

Quarter: 4, Nick Rolovich vs. Brigham Young, Dec.
8, 2001 (3rd); Timmy Chang vs. Idaho,
Nov. 20, 2004 (2nd); Colt Brennan vs. N.
Colorado, Sept. 1, 2001 (1st)

Half: 6, Nick Rolovich vs. Brigham Young, Dec.
8, 2001 (2nd); Colt Brennan vs. N.
Colorado, Sept. 1, 2007 (1st)

Game: 8, Nick Rolovich vs. Brigham Young, Dec.
8, 2001

Season: 58, Colt Brennan, 2006
2 Years: 96, Colt Brennan, 2006-07

At Conclusion of Junior Season:
93, Colt Brennan, 2005-06
Career: 131, Colt Brennan, 2005-07

Consecutive Games Throwing A Touchdown

Season: 14, Colt Brennan (Sept. 2, 2006 at
Alabama through Dec. 24, 2006 vs.
Arizona State)

Career: 34, Colt Brennan (Sept. 3, 2005 vs. USC
through Nov. 10, 2007 vs. Fresno State)

Touchdown Passes In First Game Of Career

3, Gregg Tipton vs. Kansas, Aug. 31, 1985

Touchdowns With Same Passer And Receiver

Season: 17, Timmy Chang to Chad Owens, 2004
Career: 39, Colt Brennan to Davone Bess, 2005-07

Attempts-To-Touchdown Ratio

Season: 9.6, Colt Brennan, 2006 (58 TD in 559 att.)
Career: 11.0, Jason Whieldon, 2002-03 (15 TD in
165 att.)

Longest Touchdown Pass

95, Don Botelho to Colin Chock vs. Willamette, Oct.
11, 1957

Longest Non-Scoring Pass

87, Colt Brennan to Ross Dickerson at Nevada, Nov. 5,
2005

TEAM

Attempts

Game: 75 at San Jose State, Oct. 12, 2007 (comp. 44)
Season: 754, 2003 (14 games)

Completions

Game: 44 at San Jose State, Oct. 12, 2007 (att.
75) 42 vs. Rice, Sept. 27, 2003 (att. 70);
vs. Fresno State, Oct. 11, 2003 (att. 64);
vs. Army, Nov. 22, 2003 (att. 61)
Season: 459, 2007 (13 games)

Interceptions

Game: 9 vs. Pacific, Dec. 16, 1949
Season: 26, 1970 (11 games)

Yards

Game: 559 vs. Arizona State, Dec. 24, 2006
Season: 6,178, 2006 (14 games)

Fewest Yards

Game: (-8) vs. San Jose State, Nov. 30, 1957 (1 for 9)

Yards Per Game

Season: 441.3, 2006 (6,178 in 14)

Average Gain Per Attempt

Season: 10.0, 2006 (615 for 6,178 yards)

Average Gain Per Completion

Season: 16.45, 1988 (139 for 2,287 yards)

Attempts Per Game

Season: 53.9, 2003 (754 in 14)

Completions Per Game

Season: 35.3, 2007 (459 in 13)

Completion Percentage

Season: 72.2%, 2006 (444 of 615)

Lowest Interception Percentage

Season: 1.7, 1984 (5 of 301)

Touchdown Passes


Season: 62, 2006 (14 games)

Touchdowns Per Game

Season: 4.43, 2006 (62 in 14 games)

Pass Efficiency Rating

Season: 185.9, 2006 (5615 att., 444 comp., 12
int., 6,178 yards, 62 TDs)



WARREN JONES

WARRIOR FUN FACT

At the conclusion of his three-year career, **Colt Brennan** put his name on 31 NCAA passing and total offense records. In the UH record book, the All-American broke or tied 44 passing records and 22 total offense records from 2005-07. **Timmy Chang**, the NCAA's all-time leader in passing yards, also owns 14 other NCAA records. In the school record book, Chang still currently owns or shares 20 passing and four total offense records.

TOP TEAM PERFORMANCES

Yards	C-A	Opponent	Date
559	33-42	Arizona State	12/24/06
548	43-61	at Louisiana Tech	09/08/07
545	44-75	at San Jose State	10/12/07
543	42-61	Army	11/22/03
543	29-52	BYU	12/08/01
540	45-59	Northern Colorado	09/01/07
534	33-46	at Louisiana Tech	10/18/03
531	40-59	New Mexico State	10/15/05
530	37-63	Navy	11/20/99
529	35-51	Eastern Illinois	09/30/06

YEARLY LEADERS

Year	Name	Comp	Att	Yards	TD
1967	Dick Hough	109	197	1,419	9
1968	Larry Arnold	154	278	1,821	21
1969	Larry Arnold	110	211	1,378	11
1970	Howard Gay	68	140	851	7
1971	Elroy Chong	71	156	1,041	7
1972	Mike Biscotti	54	110	772	6
1973	Casey Ortez	103	178	1,385	10
1974	Alex Kaloi	120	240	1,214	6
1975	Alex Kaloi	64	132	793	4
1976	Joe McReynolds	36	76	373	1
1977	Jeff Duva	105	197	1,478	10
1978	Jeff Duva	113	208	1,463	14
1979	Mike Stennis	42	92	565	5
1980	Mike Stennis	71	141	869	3
1981	Tim Lyons	72	142	970	4
1982	Bernard Quarles	103	188	1,350	7
1983	Raphel Cherry	170	299	2,478	18
1984	Raphel Cherry	143	295	2,055	6
1985	Gregg Tipton	156	288	2,130	12
1986	Gregg Tipton	211	377	2,645	11
1987	Warren Jones	84	168	1,326	4
1988	Warren Jones	138	259	2,268	19
1989	Garrett Gabriel	143	249	2,145	17
1990	Garrett Gabriel	165	320	2,752	25
1991	Michael Carter	81	205	1,172	4
1992	Michael Carter	51	115	787	6
1993	Michael Carter	91	179	1,489	15
1994	John Hao	86	152	1,181	6
1995	Johnny Macon	68	152	985	6
1996	Glenn Freitas	129	234	1,157	8
1997	Josh Skinner	109	195	1,416	3
1998	Dan Robinson	163	354	2,155	11
1999	Dan Robinson	288	556	3,853	18
2000	Timmy Chang	245	469	3,041	19
2001	Nick Rolovich	233	405	3,361	34
2002	Timmy Chang	349	624	4,474	25
2003	Timmy Chang	353	601	4,199	29
2004	Timmy Chang	358	602	4,258	38
2005	Colt Brennan	350	515	4,301	35
2006	Colt Brennan	406	559	5,549	58
2007	Colt Brennan	359	510	4,343	38
2008	Greg Alexander	154	245	1,895	14
2009	Bryant Moniz	182	319	2,396	14

TOP INDIVIDUAL PERFORMANCES

MOST PASSING YARDS - SINGLE GAME

559	Colt Brennan vs. Arizona State, 2006 (33 of 42)
548	Colt Brennan at La. Tech, 2007 (43 of 61)
545	Colt Brennan at San Jose State, 2007 (44 of 75)
543	Nick Rolovich vs. BYU, 2001 (29 of 52)
534	Timmy Chang vs. Louisiana Tech, 2003 (33 of 46)
530	Dan Robinson vs. Navy, 1999 (37 of 63)
515	Colt Brennan vs. NMSU, 2005 (38 of 53)
505	Nick Rolovich vs. Air Force, 2001 (30 of 46)
500	Nick Rolovich vs. Miami-Ohio, 2001 (30 of 53)
495	Colt Brennan vs. Boise State, 2007 (40 of 53)
477	Greg Alexander at UNLV, 2009 (31 of 48)
475	Timmy Chang vs. Houston, 2003 (26 of 42)
462	Timmy Chang at Fresno State, 2002 (36 of 61)

MOST PASSING YARDS - SINGLE SEASON

5,549	Colt Brennan (406 of 559), 2006
4,474	Timmy Chang (349 of 624), 2002
4,343	Colt Brennan (359 of 510), 2007
4,301	Colt Brennan (350 of 515), 2005
4,258	Timmy Chang (358 of 602), 2004
4,199	Timmy Chang (353 of 601), 2003
3,853	Dan Robinson (288 of 556), 1999
3,361	Nick Rolovich (233 of 405), 2001
3,041	Timmy Chang (245 of 469), 2000
2,752	Garrett Gabriel (165 of 320), 1990

LONGEST PASS PLAYS

95	Don Botelho to Colin Chock vs. Willamette, 1957*
88	Larry Arnold to Rich Leon vs. UC Santa Barbara, 1968*
88	Jimmy Olmos to Susumu Tanaka vs. Pacific, 1939*
87	Colt Brennan to Ross Dickerson at Nevada, 2005
83	Richard Furtado to George Aki vs. Utah, 1935*
83	Gregg Tipton to Walter Murray vs. Wyoming, 1985
83	Garrett Gabriel to Jamal Farmer vs. BYU, 1989*
82	Greg Alexander to Malcolm Lane vs. Idaho, 2008*
81	Tyler Graunke to Malcolm Lane at UNLV, 2007*
81	Garrett Gabriel to Chris Roscoe vs. UTEP, 1989*
80	Nick Rolovich to Ashley Lelie vs. BYU, 2001*
80	Dan Robinson to Attrice Brooks vs. Eastern Illinois, 1999*
80	Rodney Glover to Matthew Harding vs. UNLV, 1992*
80	Garrett Gabriel to Dane McArthur vs. Colorado St., 1987

* - denotes play resulted in touchdown

CAREER PASSING LEADERS

No	Player	Years	GP	Att	Com	Int	Pct	Yds	TD	CPG	YPG	Eff
1.	Timmy Chang	2000-04	53	2,436	1,388	80	.570	17,072	117	26.2	322.1	125.1
2.	Colt Brennan	2005-07	38	1,584	1,115	42	.703	14,193	131	29.3	373.5	167.6
3.	Dan Robinson	1997-99	25	914	453	30	.496	6,038	39	18.2	241.5	112.6
4.	Garrett Gabriel	1987-90	34	661	356	31	.539	5,631	47	10.5	165.6	139.5
5.	Raphel Cherry	1981-84	37	680	353	24	.519	5,046	28	9.5	136.3	114.3
6.	Gregg Tipton	1985-86	24	665	367	28	.552	4,775	23	15.3	199.0	118.5
7.	Nick Rolovich	2000-01	14	541	296	13	.547	4,176	40	38.6	298.3	139.1
8.	Warren Jones	1985-88	29	477	249	21	.522	3,885	23	8.6	134.0	127.7
9.	Michael Carter	1990-93	46	521	229	16	.440	3,504	26	5.0	76.2	110.8
10.	Larry Arnold	1967-69	25	512	273	23	.533	3,329	33	10.9	133.2	118.9
11.	Greg Alexander	2008-09	13	395	252	9	.638	3,328	23	19.4	256.0	149.2
12.	Jeff Duva	1977-78	22	405	218	17	.538	2,950	25	9.9	134.1	126.9
13.	Bryant Moniz	2009	10	319	182	10	.571	2,396	14	18.2	239.6	128.4
14.	Mike Biscotti	1970-72	29	332	160	22	.482	2,161	12	5.5	74.5	101.5
15.	Alex Kaloi	1973-76	26	402	198	30	.492	2,150	10	7.6	82.7	87.5
16.	Bernard Quarles	1981-82	21	264	143	7	.541	1,952	11	6.8	93.0	124.7
17.	Glenn Freitas	1993-96	40	342	178	20	.520	1,777	11	4.5	44.4	94.6
18.	Mike Stennis	1977-80	33	275	133	12	.484	1,673	9	4.0	50.7	101.5
19.	Josh Skinner	1996-99	24	267	132	17	.494	1,667	4	5.5	69.5	94.1
20.	John Hao	1992-95	31	214	118	8	.551	1,642	7	3.8	53.0	122.9



TIMMY CHANG

RUSHING

INDIVIDUAL

Attempts

Game: 35, Nuu Faaola vs. San Diego State, Nov. 30, 1985 (150 yards); Jamal Farmer vs. Air Force, Dec. 9, 1989 (242 yards)
 Season: 221, Michael Carter, 1991 (1,092 yards)
 Career: 647, Gary Allen, 1978-81 (3,451 yards)

Attempts Per Game

Season: 19.4, Gary Allen, 1981 (194 in 10 games)
 Career: 15.1, Norris Birdsong, 1975-76 (317 in 21 games)

Net Yards Gained

Quarter: 110, Wilbert Haslip vs. Idaho, Sept. 24, 1977 (4th - 5 rushes)
 Half: 190, Anthony Edgar vs. Air Force, Nov. 27, 1982
 Game: 270, Pete Wilson vs. Brigham Young, Nov. 17, 1950
 Season: 1,498, Travis Sims, 1992 (220 att, 12 games)
 Career: 3,451, Gary Allen, 1978-81 (647 rushes)

Net Yards Gained In Two Consecutive Games

376, Larry Sherrer, 1971 (196 vs. Santa Clara, 180 vs. New Mexico Highlands)

Net Yards Gained In Three Consecutive Games

535, Larry Sherrer, 1971 (159 vs. Cal State-LA, 196 vs. Santa Clara, 180 vs. New Mexico Highlands)

Net Yards Gained In Four Consecutive Games

664, Larry Sherrer, 1971 (159 vs. Cal State-LA, 196 vs. Santa Clara, 180 vs. New Mexico Highlands, 129 vs. UC Santa Barbara)

Net Yards Gained In Five Consecutive Games

755, Travis Sims, 1992 (Utah through Colorado State)

Net Yards Gained In Six Consecutive Games

818, Larry Sherrer, 1971 (Cal State-LA through Montana)

Net Yards Gained In Seven Consecutive Games

967, Travis Sims, 1992 (Utah through Wyoming)

Net Yards Gained In Eight Consecutive Games

1,068, Travis Sims, 1992 (Utah through Tulsa)

Net Yards Gained In Nine Consecutive Games

1,193, Travis Sims, 1992 (Utah through Pittsburgh)

Net Yards Gained In 10 Consecutive Games

1,253, Travis Sims, 1992 (Brigham Young through Pittsburgh)

Net Yards Gained In Two Consecutive Seasons

1,924, Gary Allen (1,040 in '79, 884 in '80)

Net Yards Gained In Three Consecutive Seasons

2,930, Gary Allen (1,040 in '79, 884 in '80, 1,006 in '81)

Net Yards Per Game

Season: 124.8, Travis Sims, 1992 (1,498 in 12 games)
 Career: 83.6, Larry Sherrer, 1968-71 (2,174 in 26 games)

Net Yards Gained By A Freshman

Game: 242, Jamal Farmer vs. Air Force, Dec. 9, 1989 (35 rushes)
 Season: 986, Jamal Farmer, 1989 (199 rushes)

Net Yards Gained By A Sophomore

Game: 214, Michael Carter at Wyoming, Aug. 31, 1991 (33 rushes)
 Season: 1,092, Michael Carter, 1991 (221 rushes)

Net Yards Gained By A Junior

Game: 221, Wilbert Haslip vs. Idaho, Sept. 24, 1977 (22 rushes)
 Season: 1,146, Albert Holmes, 1972 (199 rushes)

Net Yards Gained By A Senior

Game: 270, Pete Wilson vs. Brigham Young, Nov. 17, 1950
 Season: 1,498, Travis Sims, 1992 (220 rushes)

Net Yards Gained By A Quarterback

Game: 214, Michael Carter at Wyoming, Aug. 31, 1991 (33 rushes)
 Season: 1,092, Michael Carter, 1991 (221 rushes)
 Career: 2,528, Michael Carter, 1990-93 (557 rushes)

100-Yard Games

Season: 9, Travis Sims, 1992
 Career: 15, Gary Allen, 1978-81

200-Yard Games

Season: 1, Pete Wilson, 1950; Wilbert Haslip, 1977; Gary Allen, 1979; Anthony Edgar, 1982; Jamal Farmer, 1989; Michael Carter, 1991; Travis Sims, 1992

Consecutive 100-Yard Games

Season: 4, Gary Allen, 1979 (began Oct. 13 vs. Santa Clara, ended Nov. 3 vs. Temple); Norris Birdsong, 1975 (began Oct. 4 vs. Rutgers, ended Nov. 1 vs. Cal State Fullerton); Larry Sherrer, 1971 (began Oct. 9 vs. Cal State-LA, ended Oct. 30 vs. UC Santa Barbara)

Consecutive Carries

Game: 7, Coyle Permetter vs. Colorado State, Nov. 2, 1985

Fewest Rushes, Gained 100 Yards Or More

Game: 2, Brian Gordon at Brigham Young, Sept. 11, 1993 (100 yards)

Net Yards Gained By Two Players

Game: 371, Pete Wilson (270) and Jimmy Asato (101) vs. Brigham Young, Nov. 17, 1950
 Season: 2,038, Travis Sims (1,498) and Michael Carter (540), 1992

Net Yards Gained In First Game Of Career

103, Mike Vierra vs. Texas A&I, Sept. 13, 1975

Net Yards Gained In Opening Game Of Season

214, Michael Carter at Wyoming, Aug. 31, 1991

Net Yards Gained Against One Opponent


Career: 454, Larry Sherrer vs. Santa Clara, 1969-71 (44 rushes)



CHARLES THARP



TRAVIS SIMS



MICHAEL CARTER

50-Yard Rushes

Game: 2, Anthony Edgar vs. Air Force, Nov. 27, 1982 (69 & 70, both TDs); Gary Allen vs. Temple, Nov. 3, 1979 (77 & 55, both TDs)
 Season: 5, Gary Allen, 1979
 Career: 8, Gary Allen, 1978-81

Average Gain Per Rush

Game: (min. 15 rushes)
 11.1, Leon Wright-Jackson, Nov. 7, 2009 (15 for 167)
 (min. 20 rushes)
 10.0, Wilbert Haslip vs. Idaho, Sept. 24, 1977 (22 for 221)
 (min. 30 rushes)
 6.5, Michael Carter at Wyoming, Aug. 31, 1991 (33 for 214)
 Season: (min. 150 rushes)
 6.8, Travis Sims, 1992 (220 for 1,498)
 Career: (min. 300 rushes)
 6.3, Travis Sims, 1989-92 (367 for 2313)

Touchdowns

Game: 5, Heikoti Fakava vs. Yale, Oct. 3, 1987
 Season: 18, Jamal Farmer, 1989
 Career: 39, Michael Carter, 1990-93

Longest Touchdown Rush

87, Skippy Dyer vs. Fresno St., Nov. 26, 1955

Longest Non-Scoring Rush

76, Joe Kaulukukui vs. Denver, Nov. 12, 1938

1,000-Yard Seasons

2, Gary Allen, 1979, 1981

WARRIOR FUN FACT

Nearly 30 years since he first put on a UH uniform, **Gary Allen** still owns 12 school records, including career rushing yards (3,451). His total is nearly 1,000 yards more than **Michael Carter** (2,528), who incidentally played quarterback during a time in which UH used the run-oriented Triple Option offense. Carter owns the school record for most rushing touchdowns with 39. Allen led the team in rushing for four straight years and owns the school-record 15, 100-plus yard games.

TEAM

Most Rushes

Game: 84 vs. Cal Poly-Pomona, Dec. 25, 1922
 Season: 630, 1992 (3,522 yards)

Most Yards Gained

Game: 489 vs. Lewis & Clark, Sept. 21, 1957
 Season: 3,519, 1992 (12 games)

Most Yards Gained Per Game

Season: 293.3, 1992 (3,519 in 12)

Highest Average Gain Per Rush

Season: 5.6, 1992 (631 rushes for 3,522 yards)

Most Rushes Per Game

Season: 56.1, 1981 (617 in 11 games)

Most Touchdowns Rushing Per Game

Season: 2.9, 1969 (29 in 10 games)

TOP TEAM PERFORMANCES

Yards	Att	Opponent	Date
489	NA	Lewis & Clark	09/21/57
454	53	at BYU	09/11/93
453	76	at New Mexico	10/10/87
447	66	at UTEP	10/31/92
440	63	Tulsa	11/28/92
439	63	UNLV	10/31/81
436	55	at UNLV	09/30/95
424	59	Colorado State	11/28/81
422	64	at Wyoming	08/31/91
419	74	Cal State Fullerton	09/30/78

TOP INDIVIDUAL PERFORMANCES

MOST RUSHING YARDS - SINGLE GAME

270 Pete Wilson vs. BYU, 1950
 242 Anthony Edgar vs. Air Force, 1982 (22 att.)
 242 Jamal Farmer vs. Air Force, 1989 (35 att.)
 221 Wilbert Haslip vs. Idaho, 1977 (22 att.)
 214 Michael Carter at Wyoming, 1991 (33 att.)
 202 Travis Sims at UTEP, 1992 (28 att.)
 202 Gary Allen vs. UTEP, 1979 (24 att.)
 196 Larry Sherrer vs. Santa Clara, 1971 (22 att.)
 194 Walter Briggs vs. New Mexico, 1987 (33 att.)
 189 Gary Allen vs. San Diego State, 1981 (32 att.)

MOST RUSHING YARDS - SINGLE SEASON

1,498 Travis Sims (220 carries), 1992
 1,146 Albert Holmes (199 carries), 1972
 1,129 Larry Sherrer (204 carries), 1971
 1,092 Michael Carter (221 carries), 1991
 1,064 Nuu Faaola (203 carries), 1985
 1,040 Gary Allen (162 carries), 1979
 1,006 Gary Allen (194 carries), 1981
 990 Nate Ilaoa (131 carries), 2006
 986 Jamal Farmer (199 carries), 1989
 900 Anthony Edgar (201 carries), 1982

LONGEST RUN PLAYS

87 Skippy Dyer vs. Fresno State, 1955*
 86 Emory Holmes vs. Cal State-LA, 1968*
 85 Michael Carter vs. Air Force, 1991*
 84 James Asato vs. Denver, 1949*
 84 Gary Allen vs. Colorado State, 1981*
 82 Larry Sherrer vs. Santa Clara, 1971*
 82 Anthony Edgar vs. UTEP, 1981*
 81 Ben Holokai vs. Humboldt State, 1957*
 81 John West at Fresno State, 2002*
 79 Emory Holmes vs. Cal Western, 1967*

* - denotes play resulted in touchdown




NUU FAAOLA



PETE WILSON



NATE ILAOA



LARRY SHERRER




NOLLE SMITH

YEARLY LEADERS

Year	Name	Rush	Yards	Avg	TD
1967	Larry Cook	100	362	3.6	3
1968	Emory Holmes	139	714	5.1	5
1969	Bill Massey	144	840	5.8	11
1970	Larry Sherrer	106	722	6.6	9
1971	Larry Sherrer	204	1,129	5.5	16
1972	Albert Holmes	199	1,146	5.8	12
1973	Albert Holmes	166	715	4.3	6
1974	Regis Grice	115	472	4.1	2
1975	Norris Birdsong	165	731	4.4	6
1976	Wilbert Haslip	139	730	5.4	2
1977	Wilbert Haslip	134	698	5.2	3
1978	Gary Allen	98	521	5.3	1
1979	Gary Allen	162	1,040	6.4	8
1980	Gary Allen	193	884	4.6	2
1981	Gary Allen	194	1,006	5.2	8
1982	Anthony Edgar	201	900	4.5	7
1983	Dino Babers	76	295	3.9	3
1984	Raphel Cherry	168	424	2.5	3
1985	Nuu Faaola	203	1,064	5.2	10
1986	Danny Crowell	164	724	4.4	6
1987	Heikoti Fakava	163	792	4.9	16
1988	Heikoti Fakava	194	860	4.4	12
1989	Jamal Farmer	199	986	5.0	18
1990	Jamal Farmer	159	664	4.2	9
1991	Michael Carter	221	1,092	4.9	16
1992	Travis Sims	220	1,498	6.8	9
1993	Calvin Melvin	139	831	6.0	3
1994	Tupu Alualu	129	638	4.9	3
1995	Brett Washington	90	574	6.4	2
1996	Carlos Shaw	99	394	4.0	2
1997	Charles Tharp	195	796	4.1	7
1998	Charles Tharp	146	679	4.7	2
1999	Avion Weaver	114	645	5.7	4
2000	James Fenderson	113	651	5.8	7
2001	Mike Bass	108	558	5.2	3
2002	John West	59	451	7.6	5
2003	John West	64	422	6.6	4
2004	Michael Brewster	113	722	6.4	6
2005	Nate Ilaoa	85	643	7.6	6
2006	Nate Ilaoa	131	990	7.6	13
2007	Kealoha Pilares	68	388	5.7	3
2008	Daniel Libre	99	443	4.5	6
2009	Leon Wright-Jackson	74	554	7.5	7

CAREER RUSHING LEADERS

No	Player	Years	GP	Att	Gain	Loss	Net	Avg	TD	YPG
1.	Gary Allen	1978-81	43	647	3,654	203	3,451	5.3	19	80.3
2.	Michael Carter	1990-93	46	557	3,046	518	2,528	4.5	39	55.0
3.	Travis Sims	1989-92	38	367	2,319	8	2,311	6.3	14	60.8
4.	Larry Sherrer	1969-71	26	373	2,290	116	2,174	5.8	26	83.6
5.	Jamal Farmer	1988-91	27	440	2,163	39	2,124	4.8	31	78.7
6.	Heikoti Fakava	1985-88	47	455	2,137	26	2,111	4.6	31	44.9
7.	Wilbert Haslip	1975-78	37	421	2,124	51	2,073	4.9	11	56.0
8.	Albert Holmes	1971-73	29	381	2,086	145	1,941	5.1	18	66.9
9.	Bill Massey	1968-70	35	298	1,853	74	1,779	6.2	17	59.3
10.	Nate Ilaoa	2002-03, '05-06	37	222	1,719	30	1,689	7.6	20	45.6
11.	George Bell	1977-79	42	380	1,686	45	1,641	4.3	14	39.1
12.	Anthony Edgar	1981-82	21	319	1,622	77	1,545	4.8	16	73.6
13.	David Toloumu	1978-81	43	315	1,620	110	1,510	4.8	17	35.1
14.	Nuu Faaola	1982-85	32	304	1,521	34	1,487	4.9	12	46.5
15.	Charles Tharp	1997-98	24	341	1,572	97	1,475	4.3	9	61.5
16.	Tupu Alualu	1993-95	35	282	1,484	18	1,466	5.2	10	41.9
17.	Norris Birdsong	1975-76	21	317	1,330	57	1,273	4.0	13	60.6
18.	Michael Brewster	2001-04	36	183	1,274	57	1,217	6.7	11	33.8
19.	Mike Bass	2001-04	35	215	1,226	45	1,181	5.5	7	33.7
20.	Calvin Melvin	1990-94	29	201	1,140	10	1,140	5.7	5	39.3



GARY ALLEN

TOTAL OFFENSE

INDIVIDUAL

Plays

Game: 90, Colt Brennan at San Jose State, Oct. 12, 2007 (544 yards, 5 TDs)
 Season: 663, Timmy Chang, 2002 (4,457 yards)
 Career: 2,587, Timmy Chang, 2000-04 (16,910 yards)

Yards Gained

Game: 574, Colt Brennan vs. Arizona State, Dec. 24, 2006 (15 rushing, 559 passing)
 Season: 5,915, Colt Brennan, 2006 (366 rushing, 5,549 passing)
 2 Years: 10,370, Colt Brennan, 2005-06 (520 rushing, 9,850 passing)
 Career: 16,910, Timmy Chang, 2000-04 (-162 rushing, 17,072 passing)

Yards Gained Per Game

Season: 422.5, Colt Brennan, 2006 (5,915 in 14)
 Career: 319.1, Timmy Chang, 2000-04 (16,910 in 53)

Average Gain Per Play

Game: 14.1, Garrett Gabriel vs. Brigham Young, Oct. 28, 1989 (34 for 478)
 Season: 9.2, Colt Brennan, 2006 (645 for 5,915)
 Career: (min. 3,000 yards) 7.66, Colt Brennan, 2005-07 (1,851 for 14,193)

Touchdowns Responsible For

Game: 8, Nick Rolovich vs. Brigham Young, Dec. 8, 2001 (passed 8)
 Season: 63, Colt Brennan, 2006 (passed 58, rushed 5)
 2 Years: 109, Colt Brennan, 2006-07 (passed 96, rushed 13)
 Career: 146, Colt Brennan, 2005-07 (passed 131, rushed 15)

Points Responsible For

Game: 48, Nick Rolovich vs. Brigham Young, Dec. 8, 2001 (passed 8)
 Season: 384, Colt Brennan, 2006 (passed 58, rushed 5, 3 two-point conv.)
 2 Years: 660, Colt Brennan, 2006-07 (passed 96, rushed 13, 3 two-point conv.)



ALEX KALOI

Career: 886, Colt Brennan, 2005-07 (passed 131, rushed 15, 5 two-point conv.)

Points Responsible For Per Game

Season: 27.4, Colt Brennan, 2006 (passed 58, rushed 5, 3 two-point conv.)
 2 Years: 25.3, Colt Brennan, 2006-07 (passed 96, rushed 13, 3 two-point conv.)
 Career: 23.3, Colt Brennan, 2005-07 (passed 131, rushed 15, 5 two-point conv.)

Most Games Gaining 300 Yards or More

Season: 14, Colt Brennan, 2006
 Career: 32, Colt Brennan, 2005-07

Consecutive Games Gaining 300 Yards or More

Season: 14, Colt Brennan, 2006
 Career: 25, Colt Brennan, 2005-07

Consecutive Games Gaining 400 Yards or More

Season: 6, Colt Brennan, 2006
 Career: 8, Colt Brennan, 2005-07

TEAM

Most Plays

Game: 101 at San Jose State, Oct. 12, 2007
 Season: 77.7, 1974 (855 in 11)

Most Yards Gained

Game: 741 vs. Army, Nov. 22, 2003 (198 rushing, 543 passing)
 Season: 7,829, 2006 (14 games)

Fewest Yards Gained

Game: 57 vs. Utah, Oct. 4, 1947 (57 rushing, 0 passing)

Yards Gained Per Game

Season: 559.2, 2006 (7,828 in 14)

Average Gain Per Play

Season: 8.6, 2006 (913 plays, 7,829 yards)

Touchdowns Rushing, Passing

Season: 84, 2006 (22 rushing, 62 passing)

Touchdowns Rushing, Passing Per Game

Season: 6.0, 2006 (84 in 14)

Most First Downs

Game: 38 vs. Army, Nov. 22, 2003
 Season: 26.0, 2006 (365 in 14)

Fewest First Downs

Game: 2 vs. Utah, Oct. 4, 1947

Most First Downs By Rushing

Game: 23 vs. Cal State Fullerton, Sept. 30, 1978; vs. New Mexico, Oct. 10, 1987
 Season: 15.08, 1992 (181 in 12)

Most First Downs By Passing

Game: 27, 2x at San Jose State, Oct. 12, 2007; vs. Northern Colorado, Sept. 1, 2007
 Season: 20.4, 2007 (266 in 13)

Most Fumbles

Game: 9 vs. Santa Clara, Oct. 25, 1975
 Season: 55, 1975 (lost 27)

Most Fumbles By Both Teams

Game: 14, Brigham Young (9) and UH (5), Dec. 8, 2001

Most Fumbles Lost

Game: 8 vs. Fresno State, Nov. 22, 1957
 Season: 27, 1975 (fumbled 55)

Most Fumbles Lost By Both Teams

Game: 12, Fresno State (4) and UH (8), Nov. 22, 1957

Fewest Fumbles

Season: 14, 1968 (lost 6 in 9 games)

Fewest Fumbles Lost Per Game

Season: 0.6, 1981 (lost 7 in 11 games)

Most Consecutive Games Without Losing A Fumble

Season: 7, 1981

Most Penalties Against

Game: 17 vs. Rutgers, Nov. 30, 1974 (185 yards); vs. Long Beach State, Sept. 21, 1985 (136 yards)
 Season: 9.7, 2000 (116 in 12 games for 830 yards)

Most Penalties By Both Teams

Game: 32, at San Jose State (16 for 201) and UH (16 for 197), Nov. 6, 1999

Fewest Penalties Per Game

Season: 4.0, 1969 (40 in 10 games for 430 yards)

Most Yards Penalized

Game: 205 vs. Portland State, Oct. 22, 1977 (14 penalties)
 Season: 96.8, 1977 (1,065 in 11 games, 94 penalties)

Most Yards Penalized By Both Teams

Game: 398, at San Jose State (201) and UH (197), Nov. 6, 1999 (32 penalties)

Fewest Yards Penalized Per Game

Season: 43.0, 1969 (430 in 10 games, 40 penalties)

TOP TEAM PERFORMANCES


YARDS	Pass/Rush	Opponent	Date
741	543/198	Army	11/22/03
697	337/360	Utah State	11/07/09
680	559/121	Arizona State	12/24/06
674	520/154	Nevada	10/12/02
667	359/308	BYU	12/01/90
653	434/219	Purdue	11/25/06
646	543/103	BYU	12/08/01
642	343/299	UNLV	10/24/92
641	527/114	Houston	12/24/03
638	534/104	at La. Tech	10/18/03

YEARLY LEADERS

Year	Name	Plays	Yards	TD
1967	Dick Hough	279	1,624	9
1968	Larry Arnold	326	1,790	21
1969	Larry Arnold	242	1,276	11
1970	Howard Gay	175	823	7
1971	Larry Sherrer	204	1,129	16
1972	Albert Holmes	199	1,146	12
1973	Casey Ortez	228	1,270	10
1974	Alex Kaloi	344	1,445	6
1975	Alex Kaloi	260	1,127	4
1976	Wilbert Haslip	140	748	2
1977	Jeff Duva	268	1,557	11
1978	Jeff Duva	289	1,556	16
1979	Gary Allen	164	1,071	8
1980	Mike Stennis	217	1,070	8
1981	Gary Allen	197	1,011	9
1982	Bernard Quarles	295	1,695	12
1983	Raphel Cherry	446	2,744	26
1984	Raphel Cherry	463	2,479	3
1985	Gregg Tipton	380	2,068	3
1986	Gregg Tipton	452	2,548	1
1987	Warren Jones	255	1,519	6
1988	Warren Jones	460	2,937	8
1989	Garrett Gabriel	352	2,391	22
1990	Garrett Gabriel	412	2,872	28
1991	Michael Carter	426	2,264	20
1992	Travis Sims	220	1,498	9
1993	Michael Carter	333	2,137	26
1994	John Hao	210	1,293	8
1995	Johnny Macon	259	1,363	12
1996	Glenn Freitas	349	1,509	11
1997	Josh Skinner	253	1,385	5
1998	Dan Robinson	438	2,128	13
1999	Dan Robinson	616	3,762	32
2000	Timmy Chang	492	2,992	21
2001	Nick Rolovich	454	3,365	34
2002	Timmy Chang	663	4,457	26
2003	Timmy Chang	644	4,139	30
2004	Timmy Chang	639	4,258	40
2005	Colt Brennan	614	4,455	37
2006	Colt Brennan	645	5,915	63
2007	Colt Brennan	592	4,368	46
2008	Greg Alexander	335	2,034	17
2009	Bryant Moniz	377	2,513	15



COLT BRENNAN



DAN ROBINSON

CAREER TOTAL OFFENSE LEADERS

No	Player	Years	GP	Plays	Rush	Pass	Net	TD	YPP	YPG
1.	Timmy Chang	2000-04	53	2,531	-162	17,072	16,910	123	6.7	319.1
2.	Colt Brennan	2005-07	38	1,851	547	14,193	14,740	146	7.9	387.8
3.	Garrett Gabriel	1987-90	34	902	550	5,631	6,181	57	6.9	181.8
4.	Michael Carter	1990-93	45	1,095	2,528	3,504	6,032	58	5.5	160.4
5.	Raphel Cherry	1981-84	37	1,073	898	5,046	5,944	43	5.5	160.4
6.	Dan Robinson	1997-99	25	1,059	-118	6,038	5,920	45	5.6	236.8
7.	Warren Jones	1985-88	28	753	879	3,885	4,764	33	6.3	164.3
8.	Gregg Tipton	1985-86	24	832	-159	4,775	4,616	27	5.5	192.3
9.	Nick Rolovich	2000-01	14	598	25	4,176	4,201	40	7.0	300.1
10.	Greg Alexander	2008-09	13	522	242	3,328	3,570	26	6.8	274.6
11.	Gary Allen	1978-81	43	657	3,451	36	3,487	24	5.3	81.1
12.	Jeff Duva	1977-78	22	557	163	2,950	3,113	29	5.6	141.5
13.	Larry Arnold	1967-69	25	593	-228	3,329	3,101	34	5.2	124.0
14.	Glenn Freitas	1993-96	40	645	1,055	1,777	2,832	31	4.4	70.8
15.	Alex Kaloi	1973-76	26	647	552	2,150	2,702	17	4.2	103.9
16.	Bernard Quarles	1981-82	21	415	666	1,952	2,618	18	6.3	124.7
17.	Bryant Moniz	2009	10	377	117	2,396	2,513	15	6.7	251.3
18.	Travis Sims	1990-92	38	367	2,311	0	2,311	14	6.3	60.8
19.	Mike Biscotti	1970-72	29	388	-10	2,199	2,189	14	5.6	73.5
20.	Larry Sherrer	1969-72	26	373	2,174	0	2,174	30	5.8	83.6



TIMMY CHANG

RECEIVING

INDIVIDUAL

Receptions

Game: 16, Greg Salas vs. New Mexico State, Nov. 14, 2009
 Season: 108, Davone Bess, 2007 (1,266)
 Career: 293, Davone Bess, 2005-07 (3,610 yards)

Receptions By A Running Back

Season: 67, Nate Ilaoa, 2006 (837 yards)
 Career: 103, Nate Ilaoa, 2006 (1,111 yards)

Receptions Per Game

Season: 8.30, Davone Bess, 2007 (108 in 13)
 Career: 7.51, Davone Bess, 2005-07 (293 in 39)

Consecutive Games Catching A Pass

Career: 40, Walter Murray (Oct. 16, 1982, through Dec. 7, 1985)

Yards Gained

Game: 308, Jason Rivers vs. Arizona State, Dec. 24, 2006 (14 rec)
 Season: 1,713, Ashley Lelie, 2001 (84 rec)
 Career: 3,610, Davone Bess, 2005-07 (293 rec)

Yards Gained By A Running Back

Season: 837, Nate Ilaoa, 2006 (67 rec)
 Career: 1,111, Nate Ilaoa, 2005-06 (103 rec)

Yards Gained Per Game

Season: 142.8, Ashley Lelie, 2001 (1,713 yards in 12)
 Career: 92.56, Davone Bess, 2005-07 (3,610 in 39)

Average Gain Per Reception

Game:
 (min. 5) 35.16, Ashley Lelie vs. Miami-Ohio, Nov. 17, 2001 (6 for 211)
 Season:
 (min. 25) 22.19, Chris Roscoe, 1989 (47 for 1,043)
 Career:
 (min. 50) 20.97, Chris Roscoe, 1987-79 (108 for 2,265)

Touchdowns

Game: 4, Chad Owens vs. Northwestern, Nov. 27, 2004 and vs. Michigan State, Dec. 4, 2004; 4, Ryan Grice-Mullen vs. New Mexico State, Oct. 15, 2005
 Jason Rivers vs. Washington, Dec. 1, 2007
 Season: 19, Ashley Lelie, 2001 (84 rec)
 Career: 41, Davone Bess, 2005-07 (293 rec)

Most Touchdowns by a Freshman

Game: 4, Ryan Grice-Mullen vs. New Mexico State, Oct. 15, 2005
 Season: 14, Davone Bess, 2005 (89 rec)

Longest Touchdown Reception

95, Colin Chock from Don Botelho vs. Willamette, Oct. 11, 1957

Longest Non-Scoring Reception

87, Ross Dickerson from Colt Brennan at Nevada, Nov. 5, 2005

Two or More Players, Same Team, Each Gaining 1,000 Yards

Season: Ryan Grice-Mullen (1,372), Davone Bess (1,266) and Jason Rivers (1,174), 2007; Davone Bess (1,220) and Jason Rivers (1,178), 2006; Ryan Grice-Mullen (1,228) and Davone Bess (1,124), 2005

Two or More Players, Same Team, Each Catching 60 Passes Or More

Season: Greg Salas (106) and Kealoha Pilares (66), 2009; Davone Bess (108), Ryan Grice-Mullen (106), Jason Rivers (92), and C.J. Hawthorne (62), 2007; Davone Bess (96), Jason Rivers (72) and Nate Ilaoa (67), 2006

Most 100-Yard Receiving Games (one team)

Season: 20, Davone Bess (6), Jason Rivers (5), Ryan Grice-Mullen (4), Ross Dickerson (2), Ian Sample (2), Nate Ilaoa (1); 2006

TOP INDIVIDUAL PERFORMANCES

MOST RECEPTIONS - SINGLE GAME

16 Greg Salas vs. New Mexico State, 2009 (196 yards)
 15 Davone Bess vs. Boise State, 2007 (181 yards)
 14 Chad Owens vs. Army, 2003 (168 yards)
 14 Davone Bess vs. Fresno State, 2005 (158 yards)
 14 Jason Rivers vs. Arizona State, 2006 (308 yards)
 14 Ryan Grice-Mullen at San Jose State, 2007 (175 yards)
 14 Jason Rivers at La. Tech, 2007 (176 yards)
 14 Jason Rivers vs. Washington, 2007 (167 yards)
 13 Kealoha Pilares at UNLV, 2009 (146 yards)
 13 Chad Owens vs. Florida Atlantic, 2004 (89 yards)
 13 Chad Owens vs. Michigan State, 2004 (283 yards)

MOST RECEPTIONS - SINGLE SEASON

108 Davone Bess, 2007 (1,266 yards)
 106 Greg Salas, 2009 (1,590 yards)
 106 Ryan Grice-Mullen, 2007 (1,372 yards)
 102 Chad Owens, 2004 (1,290 yards)
 96 Davone Bess, 2006 (1,220 yards)
 92 Jason Rivers, 2007 (1,174 yards)
 92 Justin Colbert, 2002 (1,302 yards)
 89 Davone Bess, 2005 (1,124 yards)
 85 Ryan Grice-Mullen, 2005 (1,228 yards)
 85 Chad Owens, 2003 (1,134 yards)

MOST RECEIVING YARDS - SINGLE GAME

308 Jason Rivers vs. Arizona State, 2006 (14 rec)
 285 Ashley Lelie vs. Air Force, 2001 (9 rec)
 283 Chad Owens vs. Michigan State, 2004 (13 rec)
 262 Ashley Lelie vs. BYU, 2001 (8 rec)
 238 Britton Komine vs. Nevada, 2002 (8 rec)
 220 Dwight Carter vs. Eastern Illinois, 1999 (6 rec)
 208 Dwight Carter vs. Navy, 1999 (10 rec)
 207 Jeremiah Cockheran vs. Alabama, 2002 (9 rec)
 206 Allen Brown vs. Puget Sound, 1973 (9 rec)
 201 Walter Murray vs. Oklahoma, 1983 (10 rec)

MOST RECEIVING YARDS - SINGLE SEASON

1,713 Ashley Lelie, 2001 (84 rec)
 1,590 Greg Salas, 2009 (106 rec)
 1,372 Ryan Grice-Mullen, 2007 (106 rec)
 1,302 Justin Colbert, 2002 (92 rec)
 1,290 Chad Owens, 2004 (102 rec)
 1,266 Davone Bess, 2007 (108 rec)
 1,228 Ryan Grice-Mullen, 2005 (85 rec)
 1,220 Davone Bess, 2006 (96 rec)
 1,174 Jason Rivers, 2007 (92 rec)
 1,134 Chad Owens, 2003 (85 rec)



ASHLEY LELIE


YEARLY LEADERS

Year	Name	Rec	Yards	Avg/G	TD
1967	Jim Schultz	60	956	95.6	7
1968	McKinley Reynolds	49	711	71.1	7
	Rich Leon	51	653	65.3	6
1969	Dave Patterson	36	435	43.5	3
1970	Henry Sovio	29	339	30.8	0
1971	Henry Sovio	36	527	47.9	2
1972	Golden Richards	23	414	59.1	5
1973	Allen Brown	46	735	81.7	2
1974	Mel deLaura	42	482	43.8	2
1975	Larry Jackson	12	186	16.9	3
	Mike Fletcher	12	177	16.0	0
	Mike Vierra	12	166	15.0	0
1976	Mike Fletcher	23	284	25.8	2
1977	Rick Wagner	19	270	24.5	2
1978	DeWayne Jett	18	382	34.7	5
	Walt Little	24	293	26.6	3
1979	DeWayne Jett	21	271	24.6	5
1980	Ron Pennick	23	282	25.6	2
	Gary Allen	26	257	23.3	1
1981	Gary Allen	21	367	36.7	2
	Merv Lopes	23	313	28.4	2
1982	Walter Murray	31	494	44.9	5
1983	Walter Murray	44	773	70.2	7
1984	Walter Murray	37	625	56.8	1
1985	Walter Murray	66	673	56.0	7
1986	David Dyas	33	562	46.8	1
	Ron Hall	42	508	42.3	2

Year	Name	Rec	Yards	Avg/G	TD
1987	Dane McArthur	24	391	32.5	2
1988	Chris Roscoe	44	859	71.5	9
1989	Chris Roscoe	47	1,043	80.2	9
1990	Jeff Sydnor	47	820	68.3	7
	Dane McArthur	49	696	58.0	8
1991	Jeff Sydnor	34	421	38.2	2
1992	Darrick Branch	25	491	40.9	5
1993	Brian Gordon	27	419	34.9	4
1994	Brannon Kennedy	23	462	38.5	2
	Clint Kuboyama	27	315	26.3	2
1995	Dillan Micus	31	536	44.7	3
	Eddie Klaneski	36	513	42.8	1
1996	Dillan Micus	27	366	33.3	1
1997	Charles Tharp	42	435	36.3	1
1998	Wesley Morris	51	692	57.7	4
1999	Dwight Carter	77	1,253	104.4	9
2000	Ashley Lelie	74	1,110	92.5	11
2001	Ashley Lelie	84	1,713	142.8	19
2002	Justin Colbert	92	1,302	93.0	8
2003	Chad Owens	85	1,134	103.1	9
2004	Chad Owens	102	1,290	99.2	17
2005	Ryan Grice-Mullen	85	1,228	102.3	12
	Davone Bess	89	1,124	93.7	14
2006	Davone Bess	96	1,220	87.1	15
2007	Ryan Grice-Mullen	106	1,372	105.5	13
	Davone Bess	108	1,266	97.4	12
2008	Michael Washington	62	789	56.4	6
	Greg Salas	57	831	59.4	3
2009	Greg Salas	106	1,590	122.3	8



CHAD OWENS




WALTER MURRAY



DAVONE BESS

CAREER RECEIVING LEADERS

No	Player	Years	GP	Rec	Yards	YPR	TD	RPG	YPG
1.	Jason Rivers	2003-04, '06-'07	51	292	3,919	13.4	35	5.7	76.8
2.	Davone Bess	2005-07	39	293	3,610	12.3	41	7.5	92.5
3.	Ryan Grice-Mullen	2005-07	35	237	3,370	14.2	36	6.7	96.2
4.	Ashley Lelie	1999-2001	36	194	3,341	17.2	32	5.4	92.8
5.	Chad Owens	2001-04	44	239	3,031	12.7	29	5.4	68.9
6.	Justin Colbert	1999-2002	45	212	2,905	13.7	14	4.7	64.6
7.	Walter Murray	1982-85	45	178	2,865	16.1	20	3.9	63.7
8.	Greg Salas	2007-	35	166	2,456	14.8	12	4.7	70.2
9.	Britton Komine	2001-04	41	164	2,276	13.9	19	4.0	55.5
10.	Chris Roscoe	1987-89	34	108	2,265	21.0	22	3.2	66.6
11.	Channon Harris	1999-2001	36	161	2,186	13.6	17	4.05	60.7
12.	Craig Stutzmann	1998-2001	46	177	2,025	11.4	18	3.8	44.0
13.	Dwight Carter	1998-99	24	117	1,820	15.6	12	4.9	75.8
14.	Dane McArthur	1987-90	44	127	1,784	14.0	12	2.9	40.5
15.	Jeremiah Cockheran	2002-03	24	110	1,728	15.7	14	4.6	72.0
16.	Nate Ilaoa	2002-03, '05-'06	37	151	1,694	11.2	9	4.1	45.8
17.	Ross Dickerson	2003-06	49	130	1,674	12.9	12	2.7	34.2
18.	Darrick Branch	1989-92	47	81	1,614	20.0	13	1.7	34.3
19.	David Dyas	1983-86	43	92	1,505	16.4	5	2.1	35.0
20.	Jeff Sydnor	1989-91	35	93	1,317	14.2	9	2.7	37.6



JASON RIVERS

ALL-PURPOSE

INDIVIDUAL

Attempts

Season: 245, Charles Tharp, 1997 (1,423 yards)
 Career: 731, Gary Allen, 1978-81 (4,558 yards)

Yards

Game: 342, Chad Owens vs. Brigham Young, Dec. 8, 2001 (93 pr, 249 kor)
 Season: 1,958, Jeff Sydner, 1990 (390 rush, 820 rec, 483 pr, 265 kor)
 Career: 5,461, Chad Owens, 2000-04 (62 rush, 1,031 rec, 1,014 pr, 1,354 kor)

Yards Per Game

Season: 163.16, Jeff Sydner, 1990 (1958 in 12)
 Career: (min. 20 Games) 124.1, Chad Owens, 2000-04 (5,461 in 44)

50-Yard Rushes (All-Purpose)

Career: 10, Gary Allen, 1978-81

TOP INDIVIDUAL PERFORMANCES

MOST ALL-PURPOSE YARDS - SINGLE GAME

- 342 Chad Owens vs. BYU, 2001 (93 pr, 249 kor)
- 308 Jason Rivers vs. Arizona State, 2006 (308 rec)
- 301 Chad Owens vs. Michigan State, 2004 (283 rec, 18 pr)
- 299 Jeff Sydner at San Diego State, 1990 (53 rush, 124 rec, 8 pr, 114 kor)
- 285 Ashley Lelie vs. Air Force, 2001 (285 rec)
- 283 Jeff Sydner vs. BYU, 1990 (34 rush, 143 rec, 5 pr, 101 kor)
- 276 Chad Owens vs. Northwestern, 2004 (155 rec, 104 pr, 17 kor)
- 272 Jeff Sydner vs. Maine, 1990 (62 rush, 87 rec, 111 pr, 12 kor)
- 270 Rusty Holt vs. Occidental, 1927 (90 rush, 25 kor, 120 pr, 35 int)
- 270 Pete Wilson vs. BYU, 1950 (270 rush)

MOST ALL-PURPOSE YARDS - SINGLE SEASON

- 1,958 Jeff Sydner, 1990 (390 rush, 820 rec, 483 pr, 265 kor)
- 1,866 Chad Owens, 2004 (1290 rec, 531 pr, 45 kor)
- 1,827 Nate Ilaoa, 2006 (990 rush, 837 rec)
- 1,713 Ashley Lelie, 2001 (1713 rec)
- 1,647 Greg Salas, 2009 (1590 rec, 57 pr)
- 1,502 Travis Sims, 1992 (1498 rush, 4 rec)
- 1,449 Gary Allen, 1981 (1006 rush, 376 rec, 76 pr)
- 1,441 Davone Bess, 2007 (1266 rec, 175 pr)
- 1,423 Charles Tharp, 1997 (796 rush, 435 rec, 192 kor)
- 1,421 Bobby Ahu, 1969 (531 rush, 87 rec, 262 pr, 541 kor)

YEARLY LEADERS

Year	Player	Rush	Rec	PR	KOR	Yards
1967	Jim Schultz	0	956	0	0	956
1968	Emory Holmes	714	52	0	466	1,232
1969	Bobby Ahu	531	87	262	541	1,421
1970	Larry Sherrer	742	104	0	191	1,017
1971	Larry Sherrer	1,129	97	24	37	1,287
1972	Albert Holmes	1,146	27	0	0	1,173
1973	Allen Brown	78	735	0	0	813
1974	Arnold Morgado	436	143	0	208	787
1975	Norris Birdsong	731	76	0	85	892
1976	Wilbert Haslip	730	21	0	0	751
1977	Gerald Green	548	266	123	0	977
1978	Gary Allen	521	51	10	126	698
1979	Gary Allen	1,040	220	0	0	1,260
1980	Gary Allen	884	257	0	0	1,141
1981	Gary Allen	1,006	367	76	0	1,449
1982	Anthony Edgar	900	120	0	0	1,020
1983	Walter Murray	8	773	0	17	798
1984	Walter Murray	61	625	0	0	686
1985	Nuu Faaola	1,064	179	0	0	1,243
1986	Danny Crowell	724	336	0	0	1,060
1987	Heikoti Fakava	792	186	0	0	978
1988	Larry Khan-Smith	39	119	0	852	1,010
1989	Jamal Farmer	986	152	0	0	1,138
1990	Jeff Sydner	390	820	483	265	1,958
1991	Jeff Sydner	296	421	144	495	1,356
1992	Travis Sims	1,498	4	0	0	1,502
1993	Brian Gordon	543	419	0	169	1,131
1994	Matt Harding	24	166	69	633	892
1995	Matt Harding	1	89	11	673	774
1996	Carlos Shaw	394	134	0	129	657
1997	Charles Tharp	796	435	0	192	1,423
1998	Wesley Morris	0	692	0	476	1,168
1999	Dwight Carter	0	1,253	0	0	1,253
2000	Ashley Lelie	0	1,023	0	0	1,023
2001	Ashley Lelie	0	1,713	0	0	1,713
2002	Justin Colbert	0	1,302	7	0	1,309
2003	Chad Owens	6	1,134	136	25	1,301
2004	Chad Owens	0	1,290	531	45	1,866
2005	Ryan Grice-Mullen	18	1,228	0	0	1,246
2006	Nate Ilaoa	990	837	0	0	1,827
2007	Davone Bess	0	1,266	175	0	1,441
2008	Malcolm Lane	0	613	0	635	1,248
2009	Greg Salas	0	1,590	57	0	1,647

CAREER ALL-PURPOSE YARDS LEADERS

No	Player	Years	GP	Rush	Rec	PR	KOR	IR	Net	YPG
1.	Chad Owens	2001-04	44	62	3,031	1,014	1,354	0	5,461	124.1
2.	Gary Allen	1978-81	43	3,451	895	86	126	0	4,558	106.0
3.	Jeff Sydner	1989-91	35	864	1,317	895	1,061	0	4,137	118.2
4.	Jason Rivers	2003-04, '06-'07	51	0	3,919	0	0	0	3,919	76.8
5.	Davone Bess	2005-07	39	6	3,610	261	0	0	3,877	99.4
6.	Nate Ilaoa	2002-03, '05-'06	37	1,689	1,694	0	0	0	3,383	91.4
7.	Ryan Grice-Mullen	2005-07	35	0	3,370	0	0	0	3,370	96.2
8.	Ashley Lelie	1998-2001	36	0	3,341	0	0	0	3,341	92.8
9.	Walter Murray	1982-85	45	102	2,865	0	172	0	3,139	69.7
10.	Ross Dickerson	2003-06	49	38	1,674	0	1,421	0	3,133	63.9
11.	Darrick Branch	1989-92	47	-14	1,614	390	1,105	0	3,095	65.8
12.	Justin Colbert	1999-2002	45	-1	2,905	7	88	0	2,999	66.6
13.	Matt Harding	1992-95	48	147	712	136	1,911	0	2,906	60.5
14.	Dane McArthur	1987-90	44	962	1,784	0	84	0	2,830	64.3
15.	David Toloumu	1978-81	43	1,510	262	57	994	0	2,823	65.7
16.	Larry Sherrer	1969-71	26	2,174	305	24	268	0	2,771	106.6
17.	Michael Carter	1990-93	46	2,528	16	0	0	0	2,544	55.3
18.	Heikoti Fakava	1985-88	47	2,111	408	0	0	0	2,519	54.2
19.	Greg Salas	2007-	35	0	2,456	57	0	0	2,513	71.8
20.	Michael Brewster	2001-04	36	1,217	672	9	614	0	2,512	69.8



JEFF SYDNER

PUNTING

INDIVIDUAL

Attempts

Game: 21, Rusty Holt vs. Occidental, Nov. 24, 1927
 Season: 82, Chad Shrout, 1998 (3,173 yards)
 Career: 263, Chad Shrout, 1995, '97-99

Yards

Game: 815, John Morse vs. Colorado, Jan. 1, 1925 (16 punts)
 Season: 3,173 Chad Shrout, 1998 (82 punts)
 Career: 10,849, Chad Shrout, 1995, '97-99

Average Per Attempt

Game: (min. 5): 53.8, Mat McBriar vs. Tulane, Dec. 25, 2002 (5 for 269)
 Season: (min. 30): 46.1, Chad Shrout, 1997 (68 for 3,133)
 Career: (min. 75): 43.5, Jason Elam, 1988-92 (84 for 3,655)

Lowest Average Allowed On Returns

Season: (min. 30 punts): 1.7, Alex Dunnachie, 2009 (15 yards, 9 returns)
 Career: (min. 75 punts): 2.6, Jim Asmus, 1979-80 (75 yards, 29 returns)

Longest Punt

80, John Morse vs. Colorado State, Jan. 1, 1925

TEAM

Attempts

Game: 21 vs. Occidental, Nov. 24, 1927
 Season: 7.2, 1968 (65 in 9)

Fewest Attempts Per Game

Season: 1.2, 2006 (17 in 14)

Average

Game: (min. 5 punts) 53.8 vs. Tulane, Dec. 25, 2002 (5 for 269)
 Season: 43.58, 1992 (50 for 2,179 yards)

Net Average

Season: 40.38, 1977 (63 for 2,623 yards, 79 yards returned)

YEARLY LEADERS

Year	Player	NO	YDS	AVG	LG
1967	Dick Hough	47	1,594	33.9	57
1968	Rich Leon	64	2,351	36.7	61
1969	John Reardon	52	1,759	33.8	48
1970	Bob Leahy	57	2,124	37.3	61
1971	Eddie Davis	28	958	34.2	47
1972	John Masters	62	2,310	37.3	52
1973	Bob Lueke	63	2,451	38.9	66
1974	John Masters	72	2,786	38.7	71
1975	Jim Lyons	57	2,129	37.4	61
1976	Paul Dombroski	76	2,967	39.0	53
1977	Greg Cummins	63	2,623	41.6	73
1978	Greg Cummins	61	2,419	39.7	58
1979	Jim Asmus	58	2,303	39.7	56
1980	Jim Asmus	61	2,373	38.9	54
1981	Frank Natividad	65	2,491	38.3	57
1982	Frank Natividad	58	2,277	39.3	57
1983	Tom McCarthy	61	2,494	40.9	74
1984	Tom McCarthy	55	2,216	46.3	57
1985	Ben Ma'afala	60	2,298	38.3	62
1986	Kyle Ah Loo	61	2,301	37.7	56
1987	Kyle Ah Loo	61	2,304	37.8	64
1988	Kyle Ah Loo	48	1,954	40.7	54
1989	Kyle Ah Loo	36	1,537	42.7	61
1990	Winston Haynes	44	1,570	35.7	54
1991	Winston Haynes	42	1,647	39.2	53
1992	Jason Elam	49	2,179	44.5	78
1993	Stephen Wilson	46	1,976	43.0	68
1994	Stephen Wilson	63	2,476	39.3	54
1995	Chad Shrout	51	1,968	38.6	78
1996	Eric Hannum	77	3,073	39.9	70
1997	Chad Shrout	68	3,133	46.1	71
1998	Chad Shrout	82	3,173	41.2	62
1999	Chad Shrout	62	2,575	41.5	60
2000	Mat McBriar	43	1,647	38.3	65
2001	Mat McBriar	40	1,736	43.4	69
2002	Mat McBriar	48	2,148	44.8	73
2003	Kurt Milne	63	2,501	39.7	55
2004	Kurt Milne	54	2,154	39.9	55
2005	Kurt Milne	41	1,479	36.1	52
2006	Kurt Milne	17	646	38.0	52
2007	Tim Grasso	35	1,390	39.7	51
2008	Tim Grasso	68	2,750	40.4	56
2009	Alex Dunnachie	42	1,647	39.2	66

CAREER PUNTING LEADERS

No	Player	Years	No	Yds	Avg	Lg
1.	Jason Elam	1988-92	84	3,655	43.51	78
2.	Mat McBriar	2000-02	131	5,531	42.22	73
3.	John Morse	1922-25	101	4,234	41.92	80
4.	Chad Shrout	1995, '97-99	263	10,849	41.25	78
5.	Stephen Wilson	1993-94	109	4,462	40.80	68
6.	Greg Cummins	1977-78	124	5,042	40.66	73
7.	Tom McCarthy	1983-84	116	4,710	40.60	74
8.	Winston Haynes	1990-91	80	3,217	40.21	54
9.	Tim Grasso	2007-08	103	4,140	40.19	56
10.	Eric Hannum	1996-2000	77	3,073	39.91	70
11.	Jim Asmus	1979-80	119	4,676	39.29	56
12.	Kyle Ah Loo	1986-89	206	8,091	39.27	64
13.	Paul Dombroski	1976	76	2,967	39.04	53
14.	Bob Lueke	1972-73	63	2,451	38.90	66
15.	Frank Natividad	1981-82	123	4,768	38.76	57
16.	Kurt Milne	2003-06	175	6,780	38.74	55
17.	Ben Ma'afala	1985	60	2,298	38.30	62
18.	John Masters	1971-74	147	5,510	37.48	71
19.	Bob Leahy	1970-72	60	2,248	37.46	61
20.	Jim Lyons	1975	57	2,129	37.35	61



MAT MCBRIAR

TOP INDIVIDUAL PERFORMANCES

LONGEST PUNTS

- 80 John Morse vs. Colorado State, 1925
- 78 Chad Shrout at Wyoming, 1995
- 78 Jason Elam at Air Force, 1992
- 74 Tom McCarthy vs. New Mexico, 1983
- 73 Greg Cummins vs. Colorado State, 1977
- 73 Mat McBriar vs. Tulane, 2002
- 71 John Masters vs. Western Illinois, 1974
- 71 Chad Shrout at Colorado State, 1997
- 70 Rusty Holt vs. Santa Clara, 1928
- 70 Eric Hannum vs. Wisconsin, 1996

SCORING

INDIVIDUAL

Points

Game: 30, Heikoti Fakava vs. Yale, Oct. 3, 1987 (5 TDs); Chad Owens vs. Northwestern, Nov. 27, 2004 (5 TDs)
 Season: 132, Chad Owens, 2004 (22 TDs)
 Career: 395, Jason Elam, 1988-92 (79 FG, 158 PAT)

Points Per Game

Season: 10.5, Jamal Farmer, 1989 (116 in 11)
 Career: 10.4, Jeff Sydner, 1989-91 (303 in 29)

Touchdowns

Game: 5, Heikoti Fakava vs. Yale, Oct. 3, 1987; Chad Owens vs. Northwestern, Nov. 27, 2004
 Season: 22, Chad Owens, 2004
 Career: 38, Michael Carter, 1990-93; Chad Owens, 2000-04

Points Kicking

Game: 15, Reinhold Stuprich vs. Brigham Young, Sept. 14, 1974 (5 FG); Lee Larsen vs. New Mexico, Oct. 17, 1981 (5 FG)
 Season: 111, Justin Ayat, 2001 (19 FG, 54 PAT)
 Career: 395, Jason Elam, 1988-92 (79 FG, 158 PAT)

Points Kicking Per Game

Season: 9.25, Justin Ayat, 2001 (111 in 12)
 Career: (min. 20 games) 7.76, Jason Elam, 1988-91 (303 in 39)

PATs Attempted

Game: 10, Justin Ayat vs. Brigham Young, Dec. 8, 2001 (made 9)
 Season: 74, Dan Kelly, 2007 (made 70)
 Career: 212, Dan Kelly, 2005-08 (made 200)

PATs

Game: 9, Justin Ayat vs. Brigham Young, Dec. 8, 2001 (att. 10); 9, Dan Kelly vs. Charleston Southern, Sept. 22, 2007 (att. 9)
 Season: 70, Dan Kelly, 2007 (att. 74)
 Career: 200, Dan Kelly, 2005-08 (att. 212)

Consecutive PATs Made

Season: 50, Dan Kelly, 2007
 Career: 91, Jason Elam, 1988-91 (Sept. 24, 1988 through Oct. 19, 1991)

PATs Percentage

Season: (min. 25 att.) 1.000, Jason Elam, 1989 (46 of 46)
 Career: (min. 50 att.) .981, Jason Elam, 1988-92 (158 of 161)

Field Goals Made

Game: 5, Reinhold Stuprich vs. Brigham Young, Sept. 14, 1974 (25-24-39-44-23 yards); Lee Larsen vs. New Mexico, Oct. 17, 1981 (40-38-40-34-32 yards)
 Season: 21, Richard Spelman, 1984 (29 att.)
 Career: 79, Jason Elam, 1988-92 (100 att.)

Consecutive Field Goals Made

Season: 20, Jason Elam, 1989
 Career: 20, Jason Elam, 1988-91

Field Goals Made Per Game

Season: 1.9, Richard Spelman, 1984 (21 in 11)
 Career: 1.54, Jason Elam, 1988-92 (79 in 51)

Field Goals Attempted

Game: 7, Reinhold Stuprich vs. Brigham Young, Sept. 14, 1974 (made 5)
 Season: 30, Curtis Goodman, 1977 (made 15)
 Career: 100, Jason Elam, 1988-92 (made 79)

Field Goal Percentage

Season: (min 10 att.) .909, Jason Elam, 1989 (20 of 22)
 Career: (min 20 att.) .872, Richard Spelman, 1982-84 (34 of 39)

Longest Field Goal Made

56, Jason Elam vs. BYU, Sept. 26, 1992; Justin Ayat vs. Tulsa, Oct. 2, 2004

TEAM

Points

Game: 72 vs. Brigham Young, Dec. 8, 2001 (72-45)

Season: 656, 2006 (14 games)

Points In A Loss

Game: 48 vs. San Jose State (57), Oct. 28, 2000

Points Per Game

Season: 46.9, 2006 (656 in 14)

Points In Two Consecutive Games

Season: 131, 2006 (68-10 vs. Idaho, Oct. 28, and 63-10 at Utah State, Nov. 4)

Points By A Losing Opponent

Game: 51 by Miami-Ohio (UH 52), Nov. 17, 2001

Points By Both Teams

Game: 117 vs. Brigham Young (45) and UH (72), Dec. 8, 2001

Touchdowns

Game: 10 vs. Brigham Young, Dec. 8, 2001; at Fresno State, Oct. 14, 2006
 Season: 5.84, 2007 (76 in 13)

PATs Attempted

Game: 10 vs. Brigham Young, Dec. 8, 2001; at Fresno State, Oct. 14, 2006

PATs Made

Game: 9 vs. Prairie View, Oct. 20, 1979; vs. Long Beach State, Sept. 9, 1989; vs. Utah, Oct. 23, 1989; vs. Brigham Young, Dec. 8, 2001; vs. No. Colorado, Sept. 1, 2007; vs. Charleston Southern, Sept. 22, 2007
 Season: 5.3, 2007 (70 in 13 games, att. 74)

Consecutive PATs Made

Season: 50, 2007
 2 Seasons: 75, 1988-89

Two-Point Conversions Made Per Game

Season: 0.42, 1991 (5 in 12 games, att. 10)

Field Goals Attempted

Game: 7 vs. Brigham Young, Sept. 14, 1974 (made 5)

Field Goals Made


Game: 5 vs. Brigham Young, Sept. 14, 1974 (att. 7); vs. New Mexico, Oct. 17, 1981 (att. 6)
 Season: 1.9, 1984 (21 in 11, att. 29)



DAN KELLY



RYAN GRICE-MULLEN



CARLTON OSWALT

YEARLY LEADERS

Year	Player	TD	XP	FG	Pts
1967	Jim Schultz	7	1	0	44
1968	McKinley Reynolds	8	0	0	48
	Ralph Kaspari	8	0	0	48
1969	Bill Massey	11	0	0	66
1970	Bill Massey	9	2	0	56
1971	Larry Sherrer	16	0	0	96
1972	Albert Holmes	12	0	0	72
1973	Reinhold Stuprich (K)	0	22	15	67
1974	Reinhold Stuprich (K)	0	18	9	45
1975	Curtis Goodman (K)	0	18	10	48
1976	Norris Birdsong	7	0	0	42
1977	Curtis Goodman (K)	0	24	15	69
1978	Peter Kim (K)	0	28	4	40
1979	Jim Asmus (K)	0	34	13	73
1980	Jim Asmus (K)	0	29	13	68
1981	Lee Larsen (K)	0	36	12	72
1982	Lee Larsen (K)	0	24	12	60
1983	Richard Spelman (K)	0	25	12	61
1984	Richard Spelman (K)	0	22	21	85
1985	Kerry Brady (K)	0	20	16	68
1986	Rod Valverde (K)	1	26	13	71
1987	Heikoti Fakava	17	0	0	102
1988	Jason Elam (K)	0	38	19	95
1989	Jamal Farmer	19	1 (2)	0	116
1990	Jeff Sydner	12	2 (2)	0	76
1991	Michael Carter	16	0	0	96
1992	Jason Elam (K)	0	44	16	92
1993	Michael Carter	12	0	0	72
1994	Carlton Oswalt (K)	0	16	17	37
1995	Glenn Freitas	12	0	0	72
1996	Carlton Oswalt (K)	0	18	7	39
1997	Eric Hannum (K)	0	18	15	63
1998	Chad Shroul (K)	0	10	7	31
1999	Eric Hannum (K)	0	35	11	68
2000	Ashley Lelie	11	0	0	66
2001	Ashley Lelie	19	0	0	114
2002	Justin Ayat (K)	0	55	15	100
2003	Justin Ayat (K)	0	30	14	72
2004	Chad Owens	22	0	0	132
2005	Davone Bess	14	0	0	84
2006	Nate Ilaoa	18	0	0	108
2007	Dan Kelly (K)	0	70	12	106
2008	Dan Kelly (K)	0	41	10	71
2009	Scott Enos (K)	0	34	12	70

TOP INDIVIDUAL PERFORMANCES

50-YARD FIELD GOALS	
56 Jason Elam vs. BYU, 1992	51 Lee Larsen vs. UTEP, 1982
56 Justin Ayat vs. Tulsa, 2004	51 Bach Stabile vs. Air Force, 1994
55 Justin Ayat at Tulsa, 2001	50 Justin Ayat vs. UTEP, 2001
55 Jason Elam vs. Wyoming, 1991	50 Justin Ayat at Fresno State, 2002
54 Dan Kelly vs. Utah State, 2007	50 Eric Hannum at SMU, 1999
53 Jason Elam vs. Colorado State, 1989	50 Peter Kim vs. San Jose State, 1978
53 Jason Elam vs. UTEP, 1989	50 Reinhold Stuprich vs. Santa Clara, 1973
52 Richard Spelman vs. Wyoming, 1983	50 Jason Elam at Utah, 1990
52 Richard Spelman vs. Utah, 1984	
52 Dan Kelly vs. Purdue, 2006	



JASON ELAM



HEIKOTI FAKAVA

CAREER SCORING LEADERS

No	Player	Years	GP	TD	XPK	XPR/P	FG	PTS	PPG
1.	Jason Elam	1988-92	51	0	158-161	0-1	79-100	395	7.7
2.	Justin Ayat	2001-04	53	0	191-209	0-0	59-89	368	6.9
3.	Dan Kelly	2005-08	53	0	200-212	0-0	45-69	335	6.3
4.	Davone Bess	2005-07	39	41	0-0	2-2	0-0	250	6.4
T5.	Michael Carter	1990-93	45	38	0-0	0-5	0-0	228	5.2
T5.	Chad Owens	2001-04	44	38	0-0	0-0	0-0	228	5.2
7.	Ryan Grice-Mullen	2005-07	35	36	0-0	0-0	0-0	216	6.1
8.	Jason Rivers	2003-04, 06-07	51	35	0-0	0-0	0-0	210	4.1
9.	Heikoti Fakava	1985-88	47	34	0-0	0-1	0-0	204	4.3
10.	Jamal Farmer	1988-91	27	33	0-0	1-2	0-0	200	7.5
11.	Ashley Lelie	1999-2001	36	32	0-0	0-0	0-0	192	5.3
12.	Eric Hannum	1996-2000	49	0	81-90	0-0	36-59	189	3.9
13.	Carlton Oswalt	1993-96	45	0	105-112	0-0	26-43	183	4.1
14.	Larry Sherrer	1969-71	26	30	0-0	0-0	0-0	180	6.0
15.	Nate Ilaoa	2002-03, 05-06	37	29	0-0	0-0	0-0	174	4.7
16.	Rod Valverde	1985-87	36	1	68-72	0-0	29-41	161	4.5
17.	Richard Spelman	1982-84	24	0	48-50	0-0	34-39	150	6.2
18.	Gary Allen	1978-81	43	25	0-0	0-1	0-0	150	3.5
19.	Curtis Goodman	1974-77	44	0	59-62	0-0	28-59	143	3.3
T20.	Jim Asmus	1979-80	22	0	63-65	0-0	26-35	141	6.4
T20.	David Toloumu	1978-81	43	23	1-1	1-1	0-0	141	3.3



JUSTIN AYAT

KICKOFF RETURNS

INDIVIDUAL

Returns

Game: 10, Jason Ferguson at Fresno State, Nov. 12, 2004 (165 yards)
 Season: 33, Jamal Garland, 1999 (751 yards)
 Career: 86, Matt Harding, 1992-95 (1,911 yards)

Return Yards

Game: 249, Chad Owens vs. Brigham Young, Dec. 8, 2001 (6 returns)
 Season: 918, Jovonte Taylor, 2009 (37 returns)
 Career: 1,911, Matt Harding, 1992-95 (86 returns)

Return Average

Game (min. 3): 50.3, Chad Owens vs. Air Force, Nov. 24, 2001 (3 for 151)
 Season (min. 1.2/g): 33.6, Chad Owens, 2001 (24 for 807)
 Career (min. 1.2/g): 24.1, Ross Dickerson, 2003-06 (70 for 1,658)
 (min. 30 returns): 29.4, Chad Owens, 2000-04 (46 for 1,354)

90-Yard Returns

Season: 2, Chad Owens, 2001
 Career: 2, Chad Owens, 2001-04; Ross Dickerson, 2003-06; Ryan Mouton, 2007-08; Malcolm Lane, 2006-

Longest Return For A Touchdown

103, Tom Kaulukukui vs. UCLA, Nov. 15, 1935

Longest Non-Scoring Return

91, Malcolm Lane at New Mexico State, Nov. 8, 2008

TEAM

Returns

Game: 12 vs. Boise State, Oct. 24, 2009 (237)
 Season: 5.6, 1976 (62 in 11)

Fewest Returns Per Game

Season: 2.1, 1981 (23 in 11)

Return Yards

Game: 249 vs. Brigham Young, Dec. 8, 2001 (6 returns)
 Season: 116.7, 2009 (1,518 in 13)

Return Average

Game (min. 3 ret.): 50.3 vs. Air Force, Nov. 24, 2001 (3 returns, 151 yards)
 Season: 30.3, 2001 (39 for 1,180 yards)

CAREER KICKOFF RETURN LEADERS

No	Player	Years	GP	No	Yds	Avg	TD	RPG	YPG
1.	Matt Harding	1992-95	48	86	1,911	22.2	1	1.8	34.4
2.	Larry Khan-Smith	1987-90	41	70	1,658	23.7	1	1.7	40.4
3.	Malcolm Lane	2006-	38	55	1,452	26.4	2	1.4	38.2
4.	Ross Dickerson	2003-06	49	59	1,421	24.1	2	1.2	29.0
5.	Chad Owens	2001-04	44	46	1,354	29.4	2	1.0	30.8
6.	Jamal Garland	1999-2000	22	56	1,268	22.6	0	2.5	57.6
7.	Darrick Branch	1989-92	47	46	1,105	23.5	2	1.0	23.5
8.	Jeff Sydnor	1989-91	35	46	1,061	23.1	0	1.3	30.3
9.	Jovonte Taylor	2008-09	16	46	1,052	22.9	0	2.9	65.8
10.	Marcel Williams	1984-87	42	43	1,008	23.4	0	1.1	24.6
11.	David Toloumu	1978-81	43	39	994	25.5	0	0.9	23.1
12.	Ryan Mouton	2007-08	24	38	928	24.4	2	1.6	38.7
13.	John West	2002-03	27	34	748	22.0	0	1.3	27.7
14.	Koldene Walsh	1984-87	45	35	717	20.5	0	0.8	15.9
15.	Jason Ferguson	2004	23	33	698	21.2	0	1.4	30.3
16.	Larry Robertson	1974-76	22	40	685	17.1	0	1.8	31.1
17.	Gerald Lacey	1993-96	28	31	622	20.1	0	1.2	22.2
18.	Emory Holmes	1967-68	19	27	618	22.9	0	1.4	32.5
19.	Michael Brewster	2001-04	36	28	614	21.9	0	0.8	17.1
20.	Eleu Kane	1997-98	23	27	562	20.8	0	1.2	24.4

YEARLY LEADERS

Year	Player	NO	YDS	AVG	TD
1968	Albert Holmes	19	466	24.5	0
1969	Bobby Ahu	22	541	24.6	1
1970	Larry Sherrer	9	191	21.2	0
1971	John Duckworth	13	252	19.4	0
1972	Golden Richards	9	192	21.3	0
1973	John Duckworth	10	203	20.3	0
1974	Larry Roberson	19	359	18.9	0
1975	Larry Jackson	11	239	21.7	0
1976	DeWayne Jett	24	360	15.0	0
1977	Burton Coloma	9	192	21.3	0
1978	O.J. Hamilton	13	231	17.8	0
1979	David Toloumu	13	357	27.5	0
1980	David Toloumu	15	391	26.1	0
1981	David Toloumu	11	246	22.4	0
1982	Kent Kafentzis	9	155	17.2	0
1983	Mike Akiu	22	491	22.3	0
1984	Marcel Williams	13	243	22.7	0
1985	Marcel Williams	8	244	30.5	0
1986	Koldene Walsh	11	258	23.5	0
1987	Marcel Williams	14	335	23.9	0
1988	Larry Khan-Smith	32	852	26.6	1
1989	Larry Khan-Smith	16	357	22.3	0
1990	Larry Khan-Smith	21	449	21.4	0
1991	Darrick Branch	22	542	24.6	1
1992	Darrick Branch	21	488	23.2	1
1993	Matt Harding	15	346	23.1	0
1994	Matt Harding	31	633	20.4	0
1995	Matt Harding	31	673	21.7	0
1996	Gerald Lacey	14	274	19.6	0
1997	Eleu Kane	18	394	21.9	0
1998	Wesley Morris	21	476	22.7	0
1999	Jamal Garland	33	751	22.8	0
2000	Jamal Garland	23	517	22.5	0
2001	Chad Owens	24	807	33.6	2
2002	Chad Owens	19	477	25.1	0
2003	John West	19	446	23.5	0
2004	Jason Ferguson	32	679	21.2	0
2005	Andre Taylor	28	600	21.4	0
2006	Ross Dickerson	26	650	25.0	1
2007	Malcolm Lane	25	730	29.2	2
2008	Malcolm Lane	24	635	26.5	0
2009	Jovonte Taylor	37	918	24.8	0

TOP INDIVIDUAL PERFORMANCES

LONGEST KICKOFF RETURNS

- 103 Tommy Kaulukukui vs. UCLA, 1935*
- 100 Ross Dickerson vs. Appalachian St., 2003*
- 100 Ross Dickerson vs. Idaho, 2006*
- 100 Chad Owens vs. BYU, 2001*
- 100 Chad Owens vs. Air Force, 2001*
- 98 Darrick Branch vs. New Mexico, 1991*
- 97 Matthew Harding vs. Fresno St., 1992*
- 96 Sherwin Felleze vs. Arizona, 1951*
- 95 Skippy Dyer vs. So. Oregon, 1956*
- 94 Malcolm Lane vs. Northern Colorado, 2007*
- 91 Malcolm Lane at New Mexico State, 2008
- 90 Larry Khan-Smith vs. Colorado St., 1988*
- 90 Ryan Mouton vs. Charleston Southern, 2007*
- 90 Ryan Mouton at Fresno State, 2008*

* - denotes play resulted in touchdown
 Since 1941, official maximum length fixed at 100 yards.

PUNT RETURNS

INDIVIDUAL

Returns

Game: 7, Charles Tharp vs. New Mexico, Oct. 24, 1998 (78 yards)
 Season: 40, Jeff Sydner, 1990 (483 yards)
 Career: 96, Dana McLemore, 1978-81 (847 yards)

Return Yards

Game: 184, Bobby Ahu vs. Linfield, Nov. 15, 1969 (4 returns)
 Season: 531, Chad Owens, 2004 (36 returns)
 Career: 1,014, Chad Owens, 2001-04 (85 returns)

Return Average

Game (min. 3): 46.0, Bobby Ahu vs. Linfield, Nov. 15, 1969 (4 for 184)
 Season (min. 1.2/game): 15.4, Jeff Sydner, 1989 (19 for 293)
 Career (min. 1.2/game): 15.6, Jamal Garland, 1999-00 (49 for 359)

Touchdown Returns

Game: 3, Bobby Ahu vs. Linfield, Nov. 15, 1969 (4 for 184)
 Season: 5, Chad Owens, 2004
 Career: 6, Chad Owens, 2001-04

50-Yard Returns

Season: 5, Chad Owens, 2001-04
 Career: 6, Chad Owens, 2001-04

Longest Return For A Touchdown

85, Gerald Green vs. Arizona, Dec. 3, 1977

Longest Non-Scoring Return

63, Dusky Brash vs. Oregon State, Jan. 1, 1924

TEAM

Returns

Game: 13 vs. Occidental, Nov. 24, 1927
 Season: 4.6, 1968 (41 in 9)

Fewest Returns Per Game

Season: 0.91, 2005 (11 in 12)

Return Yards


Game: 188 vs. Linfield, Nov. 15, 1969 (5 returns)
 Season: 42.8, 1990 (514 in 12)

Return Average

Game (min. 5 returns): 37.6 vs. Linfield, Nov. 15, 1969 (5 returns)
 Season: 14.0, 2004 (38 for 532 yards)

Touchdown Returns

3 vs. Linfield, Nov. 15, 1969



BOBBY AHU

YEARLY LEADERS

Year	Player	NO	YDS	AVG	TD
1968	Lon Williams	39	381	9.8	0
1969	Bobby Ahu	23	262	11.4	3
1970	Roger Weatherby	18	208	11.6	0
1971	John Duckworth	6	26	4.3	0
1972	Golden Richards	13	78	6.0	0
1973	Harold Stringert	21	157	7.5	1
1974	Ed Gilliam	6	30	5.0	0
1975	Dale Bunn	26	232	8.9	1
1976	Gerald Green	13	47	3.6	0
1977	Gerald Green	14	123	8.8	1
1978	O.J. Hamilton	8	80	10.0	0
1979	Dana McLemore	32	327	10.2	2
1980	Dana McLemore	27	237	8.8	0
1981	Dana McLemore	31	261	8.4	0
1982	Vernon Gearing	21	174	8.3	0
1983	Marco Johnson	14	170	10.0	0
1984	Vincent Sides	21	150	7.1	0
1985	Marco Johnson	10	124	12.4	0
1986	Marco Johnson	28	290	10.4	0
1987	Marco Johnson	18	100	5.6	0
1988	Walter Briggs	23	204	8.9	0
1989	Jeff Sydner	19	293	15.4	1
1990	Jeff Sydner	40	483	12.1	1
1991	Jeff Sydner	18	144	8.0	0
1992	Matt Harding	1	44	44.0	1
1993	Zac Odom	19	128	6.7	0
1994	Matt Harding	2	69	34.5	2
1995	Eddie Klaneski	9	55	6.1	0
1996	Eddie Klaneski	18	165	9.2	0
1997	Eddie Klaneski	34	359	10.6	0
1998	Charles Tharp	17	153	9.0	0
1999	Jamal Garland	38	282	7.4	0
2000	Feiamma Armstrong	12	132	11.0	0
2001	Chad Owens	18	216	12.0	1
2002	Chad Owens	17	131	7.7	0
2003	Clifton Herbert	30	271	9.0	0
2004	Chad Owens	36	531	14.8	5
2005	Andre Taylor	5	37	7.4	0
2006	Myron Newberry	22	130	5.9	0
2007	Davone Bess	18	175	9.7	0
2008	Aaron Bain	8	41	5.1	0
2009	Ryan Henry	18	93	5.2	0

CAREER PUNT RETURN LEADERS

No	Player	Years	GP	No	Yds	Avg	TD	RPG	YPG
1.	Chad Owens	2001-04	44	85	1,014	11.9	6	1.9	23.0
2.	Jeff Sydner	1989-91	35	77	920	11.9	2	2.2	26.3
3.	Dana McLemore	1978-81	41	96	847	8.8	2	2.3	20.7
4.	Marco Johnson	1983-87	31	75	698	9.3	0	2.1	22.5
5.	Eddie Klaneski	1994-94	44	61	579	9.4	0	1.3	13.1
T6.	Clifton Herbert	2000-03	38	57	512	9.0	0	1.5	13.5
T6.	Lonnie Williams	1967-68	19	47	512	10.9	0	2.5	26.9
8.	Darrick Branch	1989-92	47	36	394	10.9	1	0.7	8.3
9.	Jamal Garland	1999-2000	21	49	359	7.3	0	2.5	18.0
10.	Dale Bunn	1975	11	26	323	8.9	1	2.4	21.1
11.	Eddie Fernandez*	1924-27	10	36	310	8.6	0	3.6	31.0
12.	Bobby Ahu	1969	10	23	262	11.4	3	2.3	26.2
13.	Davone Bess	2005-07	39	25	261	10.4	0	0.6	6.6
14.	Walter Briggs	1987-89	31	34	252	7.4	0	1.1	8.1
15.	Vincent Sides	1981-85	32	40	229	5.7	0	1.2	7.2
16.	Vernon Gearing	1979-83	38	29	222	7.6	0	0.8	5.8
17.	Roger Weatherby	1970-71	22	18	208	11.6	0	0.8	9.5
18.	Gerald Green	1976-77	22	27	170	6.3	1	1.2	7.7
19.	Harold Stringert	1972-73	22	22	157	7.1	1	1.0	7.1
20.	Charles Tharp	1997-98	24	17	153	9.0	0	0.7	6.4

* complete statistics for this era not available

TOP INDIVIDUAL PERFORMANCES

LONGEST PUNT RETURNS

- 85 Gerald Green vs. Arizona, 1977*
- 82 Jeff Sydner vs. Maine, 1990*
- 80 Michael Washington vs. No. Colorado, 2007*
- 80 Jerry Strothers vs. Lewis & Clark, 1956*
- 79 Jeff Sydner vs. Long Beach State, 1989*
- 76 Chad Owens vs. Northwestern, 2004*
- 75 Chad Owens vs. Nevada, 2004*
- 74 Chad Owens vs. BYU, 2001*
- 71 Chad Owens vs. San Jose State, 2004*
- 69 Dana McLemore vs. New Mexico, 1979*
- 66 Bobby Ahu vs. Linfield, 1968*
- 63 Dusky Brash vs. Oregon State, 1924

* - denotes play resulted in touchdown

DEFENSE

INDIVIDUAL

Total Tackles

Game: 23, Eddie Klaneski at Fresno State, Sept. 28, 1996
 Season: 169, Jeff Ulbrich, 1999
 Career: 434, Solomon Elimimian, 2005-08

Unassisted Hits

Game: 16, Bryan Addison vs. Pittsburgh, Dec. 5, 1992
 Season: 89, Pisa Tinoisamoa, 2002
 Career: 239, Solomon Elimimian, 2005-08

Assisted Tackles

Game: 18, Jeff Ulbrich vs. Navy, Nov. 20, 1999
 Season: 127, Jeff Ulbrich, 1999
 Career: 195, Solomon Elimimian, 2005-08

Forced Fumbles

Game: 2, by many (last by Corey Pardes at Washington State, Sept. 12, 2009)
 Season: 6, Al Noga, 1986
 Career: 15, Al Noga, 1984-87

Fumbles Recovered

Game: 3, Dee Miller vs. Fresno State, Nov. 13, 1999
 Season: 5, Dave Dworsky, 1969; Cliff LaBoy, 1975; John Woodcock, 1975
 Career: 10, Cliff LaBoy, 1973-75

Tackles-For-Loss

Game: 5, Falaniko Noga vs. New Mexico, Oct. 18, 1980 (47 yards); Mark Odom at Colorado State, Sept. 10, 1988 (9 yards); Pisa Tinoisamoa vs. Montana, Sept. 8, 2001 (21 yards); Houston Ala vs. Alabama, Nov. 30, 2002 (13 yards); Travis LaBoy vs. San Diego State, Dec. 7, 2002 (19 yards)
 Season: 31, Al Noga, 1986 (136 yards)
 Career: 70, Al Noga, 1984-87

Sacks

Game: 4, Mark Odom vs. Brigham Young, Oct. 28, 1989
 Season: 17, Al Noga, 1986
 Career: 36, Mark Odom, 1987-90

Pass Deflections

Game: 5, Kelvin Millhouse vs. San Jose State, Nov. 3, 2001
 Season: 18, Kelvin Millhouse, 2001
 Career: 46, Kelvin Millhouse, 2001-03

Blocked Kicks

Game: 2, Falaniko Noga vs. New Mexico, Oct. 18, 1980 (1 FG, 1 PAT); Matt Harding vs. San Diego State, Oct. 9, 1993 (2 FG); Matt Harding vs. UTEP, Oct. 1, 1994 (1 punt, 1 FG); Sean Butts vs. Boise State, Nov. 10, 2001 (1 FG, 1 PAT); Robert Grant at SMU, Oct. 6, 2001 (2 punts)
 Season: 6, Mike Akiu, 1982 (4 FG, 1 PAT, 1 punt)
 Career: 12, Matt Harding, 1992-95 (6 punt, 5 FG, 1 PAT)

Interceptions

Game: 3, Joe Kaulukukui vs. San Jose State, Dec. 3, 1938 (107 yards); Gene Tokuhama vs. Fresno State, Sept. 17, 1966; Hal Stringert vs. Washington, Sept. 15, 1973 (29 yards); Tony Pang-Kee vs. Cal State Fullerton, Oct. 20, 1990 (45 yards); Kenny Harper vs. Brigham Young, Dec. 1, 1990 (20 yards); Abraham Elimimian at UTEP, Oct. 15, 2004 (30 yards)
 Season: 9, Walter Briggs, 1989 (116 yards)
 Career: 13, Keone Jardine, 1977-79 (143 yards); Kelvin Millhouse, 2001-03 (156)

Interception Return Yards

Game: 107, Joe Kaulukukui vs. San Jose State, Dec. 3, 1938 (3 int.)
 Season: 176, Hyrum Peters, 2002
 Career: 241, Quincy LeJay, 1998-99 (9 int.)

Most Interceptions Returned for Touchdowns

Season: 3, Quincy LeJay, 1999; Hyrum Peters, 2002
 Career: 3, Quincy LeJay, 1998-99; Hyrum Peters, 2000-03

Longest Scoring Interception Return

99, Paul David vs. UNLV, Oct. 25, 1969

Longest Non-Scoring Interception Return

68, Kelvin Millhouse vs. Air Force, Nov. 24, 2001

TEAM

TOTAL OFFENSE

Fewest Plays Allowed

Game: 43, Oregon State, Dec. 2, 2006 (31 rush, 13 pass)
 Season: 65.8, 1967 (658 in 10 games)

Fewest Yards Allowed

Game: 35, Cal State-LA, Oct. 9, 1971 (-6 rush, 41 pass)
 Season: 2,083, 1967 (2,083 yards on 658 plays)

Most Yards Allowed

Game: 775, Nevada, Dec. 17, 1948 (447 rush, 316 pass)

Fewest Rushing, Passing Touchdowns Allowed Per Game

Season: 1.4, 1973 (15 in 11 games)

RUSHING

Fewest Rushes Allowed

Game: 17, Central Florida, Oct. 21, 1995 (11 yards)

Fewest Rushing Yards Allowed

Game: (-55), Brigham Young, Oct. 28, 1989
 Season: 96.0, 1989 (1,152 in 12)

Most Yards Lost By Opponents Per Game

Season: 49.7, 1967 (497 in 10 games on 453 rushes)

Lowest Average Yards Allowed Per Attempt

Season: 2.3, 1967 (453 for 1043)

PASSING

Fewest Attempts Allowed

Game: 3, Ohio University, Sept. 7, 1996 (comp. 1); Air Force, Nov. 1, 1997 (comp. 1)

Fewest Completions Allowed

Game: 1, Western Illinois, Nov. 2, 1974 (att. 6); Fresno State, Nov. 18, 1938 (att. 6); Air Force, Nov. 26, 1988 (att. 9); Air Force, Nov. 23, 1991 (att. 8); Ohio University, Sept. 7, 1996 (att. 3); Air Force, Nov. 1, 1997 (att. 3)

Fewest Yards Allowed

Game: 4, Ohio University, Sept. 7, 1996 (comp. 1)
 Season: 104.0, 1967 (1,040 in 10 games)



FALANIKO NOGA



M.L. JOHNSON

TOP INDIVIDUAL PERFORMANCES

LONGEST INTERCEPTION RETURNS

- 99 Paul David vs. UNLV, 1969*
- 92 Jeris White vs. UCSB, 1971*
- 91 Robert Lan vs. Air Force, 1988* (intercepted fumble)
- 91 Ryan Mouton at New Mexico State, 2008*
- 90 Matt Wright vs. UTEP, 2001*
- 90 Joe Kaulukukui vs. San Jose State, 1938*
- 79 Stephen Gonzales vs. BYU, 1996*
- 76 Myron Newberry vs. Idaho, 2007*
- 75 Bill Wise vs. Occidental, 1925*
- 74 Nolan George vs. Lewis & Clark, 1957*
- 73 Gary Ellison at UNLV, 1995*
- 68 Kelvin Millhouse vs. Air Force, 2001
- 68 Albert Lee vs. San Jose State, 1938

* - denotes play resulted in touchdown

Fewest Yards Allowed Per Attempt

Season: 5.1, 1967 (205 for 1040)

Fewest Yards Allowed Per Completion

Season: 10.5, 1986 (178 for 1873)

Lowest Completion Percentage Allowed

Season: .371, 1974 (78 of 210)

Fewest Touchdowns Allowed By Passing

Season: 3, 1973

Interceptions

Game: 9, San Jose State, Nov. 3, 1938

Season: 26, 1970

Interceptions Per Game

Season: 2.2, 1970 (25 in 11)

Interception Percentage

Season: .100, 1975 (21 of 208 attempts)

Interception Return Yardage

Season: 421, 2007 (20 interceptions)

Interception Return Yards Per Game

Season: 32.3, 2007 (421 in 13)

Interception Return Average

Season: 26.9, 2001 (14 for 377)

Interceptions Returned For A TD

Season: 5, 2007

Sacks

Game: 10, Brigham Young, Oct. 28, 1989; vs. Idaho, Nov. 20, 2004

Season: 46, 2003 (46 sacks for a loss of 303 yards)

KICKING

Blocked Kicks

Game: 2 vs. New Mexico, Oct. 18, 1980 (FG, XPA); vs. Brigham Young, Nov. 22, 1984 (2 punts); San Diego State, Oct. 9, 1993 (2 FG); UTEP, Oct. 1, 1995 (1 punt, 1 FG); at SMU, Oct. 6, 2001 (2 punts); vs. Boise State, Nov. 10, 2001 (1 PAT, 1 FG)

Season: 8, 1980 (3 FG, 3 P, 2 XP); 1982 (4 FG, 3 P, 1 XP)

Most Blocked Punts

Season: 3, 1978 (11 games, 46 punts); 1979 (11 games, 72 punts); 1980 (11 games, 64 punts); 1981 (11 games, 76 punts); 1982 (11 games, 63 punts); 1984 (11 games, 58 punts)

RETURNS

Lowest Punt Return Average Allowed

Season: 1.7, 2009 (9 for 15 yards)

Lowest Kickoff Return Average Allowed

Season: 14.0, 1967 (41 for 575 yards)

Most Opponent Fumbles Recovered

Season: 32, 1974

SCORING

Fewest Points Allowed Per Game


Season: 11.81, 1981 (130 in 11)

Most Points Scored By The Defense

Season: 32, 2002 (5 TDs, 1 safety); 2007 (5 TDs, 1 safety)

Most Touchdowns Scored By The Defense


Season: 5, 1980; 1999; 2002; 2007



AL NOGA



SOLOMON ELIMIMIEN



MARK ODOM

YEARLY LEADERS

Year	Player	UA	AST	TOT
1968	Tim Buchanan	69	98	148
1969	David Dworsky	62	67	129
1970	Randy Ingraham	73	72	145
1971	David Dworsky	54	72	126
1972	Levi Stanley	63	50	113
1973	Levi Stanley	77	63	140
1974	John Woodcock	77	49	126
1975	John Woodcock	72	44	116
1976	John Annillo	45	24	69
1977	Tom Murphy	47	97	144
1978	Scott Voeller	81	41	122
1979	Steve Lehor	62	55	117
1980	Steve Lehor	50	65	115
1981	Doug Kyle	59	32	91
1982	Carl Kenneybrew	73	40	113
1983	Rich Miano	64	19	83
1984	Rich Miano	62	48	110
1985	Thad Jefferson	81	48	129
1986	Al Noga	64	26	90
1987	William Bell	64	19	83

Year	Player	UA	AST	TOT
1988	Walter Briggs	67	45	112
1989	Joaquin Barnett	70	30	100
1990	Terry Whitaker	52	50	102
1991	Tony Pang-Kee	66	21	87
1992	Bryan Addison	58	35	93
1993	Junior Faavae	42	30	72
1994	Junior Faavae	76	20	96
1995	Clint Kuboyama	62	25	87
1996	Eddie Klaneski	79	35	114
1997	Eddie Klaneski	78	50	128
1998	Anthony Smith	66	37	103
1999	Jeff Ulbrich	42	127	169
2000	Jacob Espiau	79	47	126
2001	Chris Brown	84	40	124
2002	Pisa Tinoisamoa	89	40	129
2003	Ikaika Curnan	71	50	121
2004	Leonard Peters	77	43	120
2005	Kila Kamakawiwio'ole	48	36	84
2006	Adam Leonard	62	52	114
2007	Solomon Elimimian	68	73	141
2008	Solomon Elimimian	64	57	121
2009	Blaze Soares	58	49	107

MISCELLANEOUS

TEAM MISCELLANEOUS

Victories In A Season

12, 2007 (13 games)

Victories In Two Consecutive Seasons

23, 2006 and '07

Consecutive Victories

Season: 12, 2007

2 Seasons: 13, 2006-07 (Dec. 24, 2006 vs. Arizona State through Dec. 1, 2007 vs. Washington)

Consecutive Home Victories

Season: 9, 1989 (Sept. 2-Tulane through Nov. 25-Oregon State)

2 Seasons: 11, 1988-89 (Nov. 26, 1988-Air Force through Nov. 25, 1989-Oregon State)

Consecutive Losses

19, beginning Oct. 18, 1997 (Brigham Young) through Sept. 4, 1999 (USC)

Consecutive Home Losses

13, beginning Oct. 25, 1997 through Sept. 4, 1999

Consecutive Road Losses

15, beginning Oct. 14, 1995 (at New Mexico) through Nov. 14, 1998 (at Fresno State)

Consecutive Winning Seasons

9, 1967 through 1975

Consecutive Losing Seasons

5, 1994 through 1998

Largest Margin Of Victory At Home

65 vs. Prairie View, Oct. 20, 1979 (65-0)

Largest Margin Of Victory On The Road

55 at Redlands, Oct. 9, 1948 (55-0)

Largest NCAA Division I-A Margin Of Victory

59 vs. UTEP, Oct. 13, 2001 (66-7)

Largest Losing Margin At Home

75 vs. Pacific, Dec. 16, 1949 (0-75)

Largest Losing Margin On The Road

66 at Wyoming, Sept. 14, 1996 (0-66); at Boise State, Oct. 29, 2004 (3-69)

Consecutive Games Without A Tie

166 from Sept. 20, 1969 (16-16 New Mexico Highlands) through Oct. 1, 1983 (27-27 San Diego State)

Total Shutouts Posted By UH

31

Total Shutouts Posted By Opponents

38

OPPONENT RECORDS

LONGEST PASS PLAYS

- 90 Ken Boney (CSLA) to Jewel Thomas, 1969*
- 90 David Page (SMU) to Johnnie Freeman, 2001*
- 90 Scott Rislov (SJSU) to Juan Walden, 2002*
- 89 Don Van Galder (Utah) to Willie Arnstead, 1973
- 87 J.R. Tolver (SDSU) to Kassim Osgood, 2002*

LONGEST KICKOFF RETURNS

- 103 Errol Tucker (Utah), 1985*
- 100 Chris McAlister (Arizona), 1998*
- 100 Gerard Lawson (Oregon State), 2006*
- 100 Kevin Robinson (Utah State), 2007*
- 98 David Mikell (Boise State), 2001*
- 96 Mike Rigell (BYU), 1998*
- 96 Armando Allen (Notre Dame), 2008*

LONGEST PUNT RETURNS

- 92 Quinton Jones (Boise State), 2005*
- 87 Rick Calhoun (Cal State Fullerton), 1986*
- 86 Charlie Jones (Fresno State), 1992*
- 86 Brian Roberson (Fresno State), 1995*
- 84 Dwight Lowery (San Jose State), 2007*
- 83 Jaron Dabney (BYU), 1997*
- 80 S. Jackson (Whitworth), 1968*
- 80 Geoff Turner (Colorado State), 1997*

LONGEST FIELD GOALS

- 55 Gene Lemmers (Long Beach State), 1989
- 53 Steve Tobin (Wyoming), 1980
- 53 Jake Rogers (Cincinnati), 2008
- 52 Tyler Jones (Boise State), 2002
- 52 Brandon Coutu (Georgia), 2007
- 52 Tino Amancio (Idaho), 2008
- 51 Brian Gowins (Northwestern), 1998
- 51 Jason Bloom (New Mexico), 1998

LONGEST PUNTS

- 82 Monte Robbins (Michigan), 1986
- 77 Mark Stock (New Mexico Highlands), 1970
- 75 Kyle Brotzman (Boise State), 2008
- 73 Kyle Hughes (New Mexico State), 2009
- 73 Henry Castellanos (UTEP), 1985

LONGEST INTERCEPTION RETURNS

- 100 Harold Hicks (San Diego State), 1986*
- 94 R. Ockimey (San Jose State), 2000*
- 93 Mark Green (UNLV), 1973*
- 85 Otha West (UTEP), 1991*
- 81 Ollie Brown (Cal State Los Angeles), 1970

MOST YARDS GAINED RUSHING

- 339 Ron Dayne (Wisconsin), 1996
- 300 Marshall Faulk (San Diego State), 1992
- 294 LaDainian Tomlinson (TCU), 2000
- 278 Deonce Whitaker (San Jose State), 2000
- 268 Terry Metcalf (Long Beach State), 1971

MOST YARDS PASSING

- 518 Jeff Graham (Long Beach State), 1988
- 513 Mark McKay (San Diego State), 1982
- 471 John Erdhaus (Cal State Los Angeles), 1968
- 452 Ben Roethlisberger (Miami, Ohio), 2001
- 449 Scooter Molander (Colorado State), 1987

MOST YARDS TOTAL OFFENSE

- 531 Jeff Graham (Long Beach State), 1988
- 510 Mark McKay (San Diego State), 1982
- 484 Ben Roethlisberger (Miami, Ohio), 2001
- 446 Mike McCoy (Utah), 1993
- 432 Kevin O'Connell (San Diego State), 2005

LONGEST RUNS

- 89 Bryson Sumlin (Fresno State), 2004
- 85 Tyson Thompson (San Jose State), 2004*
- 85 Jared Zabransky (Boise State), 2004*
- 83 Fred Henry (New Mexico), 1971
- 80 Charlie Smith (Oregon State), 1976*
- 80 Walt Goffigan (Wyoming), 1982*
- 80 Anthony Thomas (Michigan), 1998*
- 80 Tony Alford (Colorado State), 1989*
- 80 Lonyae Miller (Fresno State), 2008*

MOST RECEPTIONS

- 18 J.R. Tolver (San Diego State), 2002
- 15 Anthony Crissinger-Hill (Florida Atlantic), 2004
- 14 Eric Cross (Stanford), 1972
- 14 Reno Mahe (BYU), 2001
- 14 Andre Raymond (Eastern Illinois), 2002
- 13 Jeff Webb (San Diego State), 2005

MOST YARDS RECEIVING

- 283 J.R. Tolver (San Diego State), 2002
- 256 Greg Primus (Colorado State), 1991
- 221 Chris Williams (New Mexico State), 2008
- 209 Patrick Rowe (San Diego State), 1990
- 207 Derrick Washington (Long Beach State), 1988
- 201 Demond Thompkins (UNLV), 1992

MOST ALL-PURPOSE YARDS

- 347 Ron Dayne (Wisconsin), 1996
- 333 Terance Mathis (New Mexico), 1987
- 328 Vai Sikahema (BYU), 1985
- 305 Deonce Whitaker (San Jose State), 2000
- 303 Marshall Faulk (San Diego State), 1992

MOST YARDS GAINED RUSHING, TEAM

- 545 Air Force, 2001
- 503 Fresno State, 2004
- 499 Wisconsin, 1996
- 479 Nebraska, 1982
- 451 Navy, 1999

MOST YARDS PASSING, TEAM

- 518 Long Beach State, 1988
- 515 Brigham Young, 2001
- 513 San Diego State, 1982
- 507 San Diego State, 2002
- 471 Cal State Los Angeles, 1968

MOST YARDS TOTAL OFFENSE, TEAM

- 775 Nevada, 1948
- 684 Oregon, 1969
- 679 Fresno State, 2004
- 675 San Diego State, 1992
- 655 Nebraska, 1976

MOST RECEPTIONS, TEAM

- 42 Pacific, 1990
- 40 Miami, Ohio, 2001
- 40 BYU, 2001
- 36 New Mexico State, 2005
- 33 Utah, 1993
- 33 Long Beach State, 1988
- 33 San Diego State, 2005

* denotes play resulted in touchdown
statistics incomplete prior to 1967 season

ATTENDANCE

Largest Home Crowd

50,089 vs. Brigham Young, Oct. 22, 1988 (Aloha Stadium, Honolulu, O'ahu)

Largest Road Crowd

92,138 at Alabama, Sept. 2, 2006 (Bryant-Denny Stadium, Tuscaloosa, Ala.)

Largest Neutral Site Crowd

74,383 vs. Georgia, Jan. 1, 2008 (Louisiana Superdome, New Orleans, La.; Allstate Sugar Bowl)

Most Home Games Drawing More Than 40,000 In A Season

9 in 1984 (9 games); 1989 (10 games)

Most Sellouts In A Season (Aloha Stadium)

2 in 1981, 1982, 1986 (8 games); 1984, 1988 (9 games); 2007 (7 games)

Largest Home Total Season Attendance

- 445,348 1989 (44,535 avg. for 10 games)
- 411,884 1984 (45,765 avg. for 9 games)
- 401,864 1988 (44,652 avg. for 9 games)
- 385,556 1987 (42,839 avg. for 9 games)
- 359,242 1986 (44,905 avg. for 8 games)
- 359,042 1985 (44,880 avg. for 8 games)
- 348,095 1999 (38,677 avg. for 9 games)
- 342,852 1980 (42,857 avg. for 8 games)
- 340,261 1981 (42,533 avg. for 8 games)

- 339,138 1983 (42,392 avg. for 8 games)
- 336,183 1982 (42,023 avg. for 8 games)
- 334,364 1979 (37,152 avg. for 9 games)
- 331,041 1990 (41,380 avg. for 8 games)
- 328,081 2008 (41,010 avg. for 8 games)
- 327,295 1978 (36,366 avg. for 9 games)

Largest Home Average Season Attendance

- 45,765 1984 (411,884 in 9 games)
- 44,905 1986 (359,242 in 8 games)
- 44,880 1985 (359,042 in 8 games)
- 42,839 1987 (385,556 in 9 games)
- 44,652 1988 (401,864 in 9 games)
- 44,535 1989 (445,348 in 10 games)
- 44,432 1992 (311,022 in 7 games)
- 43,514 2007 (304,600 in 7 games)
- 43,450 1991 (304,148 in 7 games)
- 42,857 1980 (342,852 in 8 games)
- 42,533 1981 (340,261 in 8 games)
- 42,392 1983 (339,138 in 8 games)
- 42,023 1982 (336,183 in 8 games)
- 41,380 1990 (331,041 in 8 games)
- 41,308 2003 (289,155 in 7 games)

Largest Home Crowds*

- 50,089 Brigham Young, Oct. 22, 1988
- 50,000 Brigham Young, Sept. 22, 1984
- 50,000 Iowa, Dec. 1, 1984
- 50,000 Air Force, Nov. 23, 1985
- 50,000 Brigham Young, Nov. 8, 1986


- 50,000 Michigan, Dec. 6, 1986
- 50,000 Brigham Young, Oct. 24, 1987
- 50,000 UTEP, Oct. 8, 1988
- 50,000 Notre Dame, Nov. 30, 1991
- 50,000 Brigham Young, Sept. 26, 1992
- 50,000 USC, Sept. 4, 1999
- 50,000 Portland State, Sept. 9, 2000
- 50,000 Brigham Young, Dec. 8, 2001
- 50,000 Alabama, Nov. 30, 2002
- 50,000 USC, Sept. 3, 2005
- 50,000 Oregon State, Dec. 2, 2006
- 50,000 Boise State, Nov. 23, 2007
- 50,000 Washington, Dec. 1, 2007

* all games played at Aloha Stadium

Largest Road Crowds

- 92,138 at Alabama, Sept. 2, 2006
- 90,575 at Florida, Aug. 30, 2008
- 75,615 at Nebraska, Sept. 16, 1978
- 74,383 vs. Georgia, Jan. 1, 2008*
- 74,043 at Michigan State, Sept. 10, 2005
- 73,654 at USC, Sept. 13, 2003
- 70,044 at Iowa, Sept. 7, 1991
- 65,866 at Brigham Young, Oct. 19, 1991
- 65,172 at Brigham Young, Oct. 16, 1982
- 64,680 at Brigham Young, Oct. 28, 1995
- 64,558 at Brigham Young, Oct. 18, 1997
- 63,903 at Tennessee, Oct. 28, 1972
- 63,085 at Brigham Young, Sept. 6, 2002
- 53,509 at Wisconsin, Sept. 12, 1987
- 52,500 at Washington, Sept. 15, 1973

* neutral site game at Louisiana Superdome



UH has played before 18 sell-outs at Aloha Stadium since 1975, including two during the 2007 season. "Vili The Warrior" (inset) has been entertaining Warrior fans for the past decade.

MARGINS

Largest Margin of Victory (All games)

MARGIN	SCORE	OPPONENT	DATE
65	65-0	Prairie View	10/20/79
59	66-7	UTEP	10/13/01
59	59-0	Southern Oregon	11/09/56
58	68-10	Idaho	10/28/06
57	63-6	Northern Colorado	09/01/07
56	66-10	Charleston Southern	09/22/07
55	55-0	at Redlands	10/09/48
53	63-10	at Utah State	11/04/06
53	63-10	Long Beach State	09/09/89
53	59-6	Colorado State	11/28/81
52	52-0	UTEP	09/25/93
52	62-10	Yale	10/03/87
49	49-0	Fresno State	11/28/70
49	52-3	Santa Clara	10/13/79
48	48-0	British Columbia	10/05/68
47	67-20	Utah	09/23/89
46	60-14	New Mexico	09/30/89
44	61-17	Louisiana Tech	11/11/06
44	44-0	Cal State Fullerton	09/05/87
42	56-14	Brigham Young	10/28/89
42	45-3	New Mexico	11/05/88

Largest Margin of Victory (Home)

MARGIN	SCORE	OPPONENT	DATE
65	65-0	Prairie View	10/20/79
59	66-7	UTEP	10/13/01
59	59-0	Southern Oregon	11/09/56
58	68-10	Idaho	10/28/06
57	63-6	Northern Colorado	09/01/07
56	66-10	Charleston Southern	09/22/07
53	63-10	Long Beach State	09/09/89
53	59-6	Colorado State	11/28/81
52	52-0	UTEP	09/25/93
52	62-10	Yale	10/03/87

Largest Margin of Victory (Road)

MARGIN	SCORE	OPPONENT	DATE
55	55-0	at Redlands	10/09/48
53	63-10	at Utah State	11/04/06
35	49-14	at UNLV	09/15/07
34	40-6	at Lewis & Clark	09/26/57
31	68-37	at Fresno State	10/14/06
28	48-20	at Idaho	09/29/07
28	58-30	at UNLV	09/30/95
28	48-20	at Utah	09/24/88
28	35-7	at UTEP	11/07/81
27	33-6	at Portland	09/20/41

Largest Margin of Victory (WAC)

MARGIN	SCORE	OPPONENT	DATE
58	68-10	Idaho	10/28/06
53	63-10	at Utah State	11/04/06
53	59-6	Colorado State	11/28/81
52	52-0	UTEP	09/25/93
47	67-20	Utah	09/23/89
46	60-14	New Mexico	09/30/89
44	61-17	Louisiana Tech	11/11/06
42	56-14	Brigham Young	10/28/89
42	45-3	New Mexico	11/05/88
37	50-13	New Mexico State	10/27/07
37	54-17	San Jose State	11/18/06

Largest Margin of Victory (WAC home)

MARGIN	SCORE	OPPONENT	DATE
58	68-10	Idaho	10/28/06
53	59-6	Colorado State	11/28/81
52	52-0	UTEP	09/25/93
47	67-20	Utah	09/23/89
46	60-14	New Mexico	09/30/89
44	61-17	Louisiana Tech	11/11/06
42	56-14	Brigham Young	10/28/89
42	45-3	New Mexico	11/05/88
37	50-13	New Mexico State	10/27/07
37	54-17	San Jose State	11/18/06

Largest Margin of Victory (WAC road)

MARGIN	SCORE	OPPONENT	DATE
53	63-10	at Utah State	11/04/06
31	68-37	at Fresno State	10/14/06
28	48-20	at Idaho	09/29/07
28	58-30	at UNLV	09/30/95
28	48-20	at Utah	09/24/88
28	35-7	at UTEP	11/07/81
25	31-6	at UTEP	09/21/02
24	24-0	at Idaho	09/24/05
21	62-41	at San Jose State	11/06/99
20	20-0	at SMU	09/25/99
20	41-21	at UTEP	10/31/92
20	33-13	at Utah	11/01/86

Largest Margin of Victory (Aloha Stadium)

MARGIN	SCORE	OPPONENT	DATE
65	65-0	Prairie View	10/20/79
59	66-7	UTEP	10/13/01
58	68-10	Idaho	10/28/06
57	63-6	Northern Colorado	09/01/07
56	66-10	Charleston Southern	09/22/07

Largest Margin of Defeat (All games)

MARGIN	SCORE	OPPONENT	DATE
75	0-75	Pacific	12/16/49
66	3-69	at Boise State	10/29/04
66	0-66	at Wyoming	09/14/96
65	3-68	Nebraska	12/04/76
63	0-63	at Colorado State	10/04/97
61	12-73	Nevada	12/17/48
59	0-59	Oregon State	11/27/76
58	0-58	at Tulsa	09/22/51
56	14-70	at Fresno State	11/12/04
55	7-62	USC	09/04/99
54	0-54	at Air Force	10/08/66
54	20-74	Stanford	01/02/50
52	0-52	at Southern California	11/15/30
51	0-51	at Kentucky	09/13/58
50	0-50	Nebraska	11/26/54
50	7-57	at Arizona	09/20/52
49	10-59	Wisconsin	11/30/96
48	8-56	at San Diego State	10/11/96
48	0-48	Utah State	11/26/66
48	6-54	at Colorado State	09/18/65

Largest Margin of Defeat (Home)

MARGIN	SCORE	OPPONENT	DATE
75	0-75	Pacific	12/16/49
65	3-68	Nebraska	12/04/76
61	12-73	Nevada	12/17/48
59	0-59	Oregon State	11/27/76
55	7-62	USC	09/04/99
54	20-74	Stanford	01/02/50
50	0-50	Nebraska	11/26/54
49	10-59	Wisconsin	11/30/96
48	0-48	Utah State	11/26/66
47	0-47	Oregon	12/26/21

Largest Margin of Defeat (Road)

MARGIN	SCORE	OPPONENT	DATE
66	3-69	at Boise State	10/29/04
66	0-66	at Wyoming	09/14/96
63	0-63	at Colorado State	10/04/97
58	0-58	at Tulsa	09/22/51
56	14-70	at Fresno State	11/12/04
54	0-54	at Air Force	10/08/66
52	0-52	at Southern California	11/15/30
51	0-51	at Kentucky	09/13/58
50	7-57	at Arizona	09/20/52
48	8-56	at San Diego State	10/11/96
48	6-54	at Colorado State	09/18/65

Largest Margin of Defeat (WAC)

MARGIN	SCORE	OPPONENT	DATE
66	3-69	at Boise State	10/29/04
66	0-66	at Wyoming	09/14/96
63	0-63	at Colorado State	10/04/97
56	14-70	at Fresno State	11/12/04
48	8-56	at San Diego State	10/11/96

Largest Margin of Defeat (WAC home)

MARGIN	SCORE	OPPONENT	DATE
45	9-54	Boise State	10/24/09
39	10-49	San Diego State	11/18/95
31	14-45	Brigham Young	11/16/96
31	14-45	San Diego State	10/09/93
29	6-35	Wyoming	09/13/97

Largest Margin of Defeat (WAC road)

MARGIN	SCORE	OPPONENT	DATE
66	3-69	at Boise State	10/29/04
66	0-66	at Wyoming	09/14/96
63	0-63	at Colorado State	10/04/97
56	14-70	at Fresno State	11/12/04
48	8-56	at San Diego State	10/11/96

Largest Margin of Defeat (Aloha Stadium)

MARGIN	SCORE	OPPONENT	DATE
65	3-68	Nebraska	12/04/76
59	0-59	Oregon State	11/27/76
55	7-62	USC	09/04/99
49	10-59	Wisconsin	11/30/96

STREAKS

LONGEST WIN STREAK

GAMES	TEAM TO END STREAK	BEGAN	ENDED
13	Georgia	12/24/06	01/01/08
11	Brigham Young	11/01/80	11/14/81
9	Oregon State	09/30/06	12/02/06
8	Pacific	09/15/73	11/17/73
7	Iowa	09/29/84	12/01/84

LONGEST HOME WIN STREAK

GAMES	TEAM TO END STREAK	BEGAN	ENDED
11	Air Force	11/26/88	12/09/89
10	San Diego State	09/26/92	10/09/93
9	San Jose State	12/24/06	09/27/08
9	Alabama	11/17/01	11/30/02
8	Oregon State	12/03/05	12/02/06
8	USC	10/02/04	09/03/05

LONGEST HOME WIN STREAK (Aloha Stadium)

GAMES	TEAM TO END STREAK	BEGAN	ENDED
11	Air Force	11/26/88	12/9/89
10	San Diego State	09/26/92	10/9/93
9	San Jose State	12/24/06	9/27/08
9	Alabama	11/17/01	11/30/02

LONGEST ROAD WIN STREAK

GAMES	TEAM TO END STREAK	BEGAN	ENDED
7	Georgia	10/14/06	01/01/07
6	Brigham Young	10/18/80	10/16/82
4	Wyoming	10/10/87	9/16/89

LONGEST WAC WIN STREAK

GAMES	TEAM TO END STREAK	BEGAN	ENDED
15	San Jose State	10/07/06	09/27/08
8	Brigham Young	11/08/80	11/14/81
6	Tulsa	10/12/02	10/04/03

LONGEST LOSING STREAK

GAMES	TEAM TO END STREAK	BEGAN	ENDED
19	Eastern Illinois	10/18/97	09/11/99
7	Boise State	11/11/95	09/21/96
5	Southeast Missouri	9/24/94	11/12/94
5	UNLV	11/26/83	09/29/84
5	Portland State	12/04/74	10/16/76

LONGEST HOME LOSING STREAK

GAMES	TEAM TO END STREAK	BEGAN	ENDED
13	Eastern Illinois	10/25/97	09/11/99
5	Boise State	11/18/95	09/21/96
5	Colorado State	12/01/84	11/02/85
4	UNLV	11/26/83	09/22/84
4	Idaho	11/27/76	09/24/77

LONGEST HOME LOSING STREAK (Aloha Stadium)


GAMES	TEAM TO END STREAK	BEGAN	ENDED
13	Eastern Illinois	10/25/97	09/11/99
5	Boise State	11/18/95	09/21/96
5	Colorado State	12/01/84	11/02/85

LONGEST ROAD LOSING STREAK

GAMES	TEAM TO END STREAK	BEGAN	ENDED
15	SMU	10/14/95	09/25/99
10	Brigham Young	10/26/74	10/05/79
6	Idaho	11/01/03	09/24/05

LONGEST WAC LOSING STREAK

GAMES	TEAM TO END STREAK	BEGAN	ENDED
12	SMU	10/11/97	09/25/99
9	UTEP	09/3/94	09/23/95
7	UNLV	11/11/95	10/19/96



ALL-TIME OVERTIME GAMES

Date	Opponent	Result
Nov. 22, 1997	Northeast Louisiana	L, 20-23
Nov. 13, 1999	Fresno State	W, 31-24 (2ot)
Oct. 6, 2001	at SMU	W, 38-31
Dec. 25, 2003	Houston (SHB)	W, 54-48 (3ot)
Sept. 4, 2004	Florida Atlantic	L, 28-35
Sept. 8, 2007	at Louisiana Tech	W, 45-44
Oct. 12, 2007	at San Jose State	W, 42-35
Oct. 4, 2008	at Fresno State	W, 32-29
Nov. 21, 2009	at San Jose State	W, 17-10

SHB - denotes Sheraton Hawai'i Bowl

Total Overtime Games: 9

Record in Overtime: 7-2
 at Aloha Stadium: 2-2
 on the Road: 5-0

First Overtime Game: Nov. 22, 1997 vs. Northeast Louisiana (L, 20-23)

Longest Overtime Game: 3OT vs. Houston-2003 Sheraton Hawai'i Bowl (W, 54-48)

Most Overtime Games in a Season: 2, 2007

The overtime system in Division I-A football was adopted for the start of the 1996 season.



HAWAI'I FOOTBALL THROUGH THE YEARS

1900	<p>1909</p> <p>The College of Hawai'i "Fighting Deans" played and won its first game against McKinley High School.</p> <p>Head Coaches 1909 - Austin Jones 1915 - John Peden 1916 - William Britton 1917 - Dave Crawford</p>	1920	<p>1920</p> <p>The College of Hawai'i becomes the University of Hawai'i and the football team plays its first intercollegiate game against Nevada.</p> <p>Head Coaches 1920 - Raymond Elliot 1921 - Otto "Proc" Klum</p>	1923	<p>1923</p> <p>A rainbow appears over the football field after UH upset Oregon State, 7-0, at Moiliili Field. Reporters begin calling UH teams the "Rainbows."</p>	1940	<p>1946</p> <p>After taking a four-year hiatus due to World War II, UH returns to the gridiron as a member institution of the NCAA.</p> <p>Head Coaches 1940 - Eugene "Luke" Gill 1946 - Tom Kaulukukui</p>
------	--	------	--	------	---	------	---

An entire ocean away from its nearest NCAA opponent, the University of Hawai'i football program has a unique and storied history. This year marks the 100th Anniversary of the first football team and the program's 93rd season of competition.

THE BEGINNING - The College of Hawai'i was founded in 1907. Two years later, in 1909, the university fielded its first football team. The "Fighting Deans," as Hawai'i athletic teams were known then, defeated McKinley High School, 6-5, under head coach Austin Jones in its inaugural game. The historic game was played before 2,500 fans at

O'ahu College, now known as Punahou School.

Because of limited travel opportunities, Hawai'i only played local high schools, military and club teams for its first eight seasons. In 1920, the College of Hawai'i became the University of Hawai'i and Raymond Elliot coached the first intercollegiate game against the University of Nevada (Reno). Nevada outscored Hawai'i, 14-0, at Moiliili Field on Christmas Day.

A POT OF GOLD - The 1921 season marked the arrival of Otto "Proc" Klum, who ushered in the "Golden Age of UH Football." Known as the "The Manoa Fox," Klum served as head coach and athletics director until 1939, compiling an 84-51-7 record.

Klum coached UH to its first victory over

a collegiate opponent in 1922, a Christmas Day triumph over Pomona College, 25-6, at Punahou's Alexander Field. He also took the team to its first road game in 1923 via oceanliner against that same Pomona team at the Pasadena Rose Bowl. The trip took five days. As a result of the prolonged hours of travel, later teams only traveled to the U.S. mainland every other year.

During Klum's reign, another UH tradition emerged. In the final game of the 1923 season, a rainbow appeared over the gridiron late during the team's contest against Oregon State. The Deans scored shortly thereafter and held on to win, 7-0. Reporters started calling UH teams the

"Rainbows," and the tradition began that whenever a rainbow appeared from the "Manoa Mist" over the UH campus, Hawai'i could not lose.

THE WONDER YEARS - Under Klum's guidance, Hawai'i produced the "Wonder Teams" of 1924-25, which went undefeated both seasons. The "Wonder Teams" outscored their opponents, 606-29, in 18 games. Among the fallen were Colorado, Colorado State and Washington State.

During the 1924 season, the Rainbows finished 8-0 and allowed only 12 points all season. The team concluded the season with a 13-0 shutout of Colorado on New Year's Day. The fol-

lowing season, only Washington State, of the Pacific Coast Conference, scored more than six points against the "Wonder Teams" and was only one of five teams to score at all. UH defeated the Cougars, 20-11, on New Year's Day to close out the 1925 season.

Among the many stars on those teams were the famed "Four Horsemen of Manoa" - Bill "Doggie" Wise, Johnny Morse, Eddie Fernandez and Theodore "Pump" Searle -- named after the gallant Notre Dame backfield.

A NEW HOME - In 1926, the Rainbows made the newly built Honolulu Stadium, a 24,000-seat facility in Moiliili, their homefield. UH played its first game at the stadium on Nov. 11 against the Town Team. Hawai'i lost that game, 14-7, before 12,000 Armistice Day fans.

That same season, the Rainbows blanked the 8th Field Artillery and Healan by identical 101-0 scores. Against Healan, halfback Fernandez had one of the best single-game performances in UH history, scoring six times on runs, punts and an interception.

Four years later, UH played its first night game at the stadium. The Rainbows defeated the Honolulu Athletic Club, 28-0, Oct. 8, 1930, before 9,500 fans.

ROARING '20s

During the "Golden Age" of UH football, the teams produced a record of 53-21-5 in the 1920s, including consecutive undefeated seasons in 1924 (8-0) and 1925 (10-0).



TERMITE PALACE

Nicknamed for its deteriorating facade, Honolulu Stadium was home to Hawai'i football from 1926-74.





HAWAI'I FOOTBALL THROUGH THE YEARS

1950

1955

The Rainbows upset Nebraska, 6-0, in Lincoln in what is considered one of the school's all-time biggest upsets, four years before the Territory of Hawai'i becomes the 50th state of the Union.

Head Coaches

1951 - Archie Kodros
1952 - Hank Vasconcellos

1960

1966

UH completes its first all-collegiate schedule. The Rainbows are ranked as high as No. 5 in weekly Division II poll.

Head Coaches

1962 - Jim Asato
1965 - Clark Shaughnessy
1966 - Phil Sarboe
1967 - Don King
1968 - Dave Holmes

1970

1973

The Rainbows record the biggest upset in school history by defeating Washington, 10-7, in Seattle. UW was favored by as many as 50 points.

Head Coaches

1974 - Larry Price
1977 - Dick Tomey

1974

UH becomes an NCAA Division I member. In June 1976, the NCAA reclassifies and drops UH to Division I-A (now I-AA). Athletics Director Ray Nagel appeals the decision and the next month the NCAA reinstates UH to Division I status.

For 48 years, the affectionately nicknamed "Termite Palace" housed the Rainbows and their fans until the construction of Aloha Stadium in 1975.

THE GRASS SHACK - One of the earliest stars in UH history was Thomas Kaulukukui, a 5-foot-5, 140-pound back from Hilo. As a member of UH's undefeated 1934 team, Kaulukukui helped lead the Rainbows to a 14-0 shutout of California in the New Year's Day Classic (later re-named the Poi Bowl). That team finished 6-0 and

featured stars Maynard "Buster" Piltz and Anthony Morse.

The next year, Kaulukukui gained national fame and earned his nickname, the "Grass Shack," by legendary sportswriter Grantland Rice. During a 19-6 loss to UCLA at the Los Angeles Coliseum, Kaulukukui scored the team's lone touchdown, an electrifying 103-yard kickoff return, a record which still stands today.

Following that season, Kaulukukui became UH's first All-American when he was selected by the All-America Board of Football, which included legendary Glenn "Pop" Warner.

WAR TIME ERA - The 1940 season marked the end of Klum's 19-year tenure as football coach. The decade was also marred by World War II.

In 1941, the Rainbows just completed a 20-6 Shrine Game victory over Willamette, in

front of a sold-out Honolulu Stadium crowd of 24,000. The next morning, Japan invaded Pearl Harbor, resulting in the cancellation of the team's upcoming game against San Jose State and the 1942-45 seasons. Lost in the news of the attack was the naming of halfback Nolle Smith as a first-team Associated Press Little All-American.

UH returned to the gridiron in 1946 after the conclusion of the war. That same year also marked the program's entrance into the NCAA under head coach Kaulukukui. Hawai'i finished the season with an 8-2 record, cul-

minating with a 19-16 victory over Utah in the Pineapple Bowl (formerly Poi Bowl).

In the late 1940s, the team began to travel by air, making the journey to the West Coast in an unheard-of nine hours. To cut down on costs, the teams stayed on the U.S. mainland for at least two weeks at a time.

Following the 1949 season, Harry "Clown" Kahuanui became the first UH player to be invited to the East-West Shrine Game and was named an honorable mention All-American by United Press International.

Kaulukukui coached until 1951 and accumulated a record of 34-18-3, becoming one of the school's winningest coaches at the time. As a result of his achievements as a player and coach, he was chosen as a charter member of the National Football Hall of Fame Association.

HAMMERIN' HANK - The 1950s marked the arrival of the Hank Vasconcellos era as head coach and athletics director. Vasconcellos, a Maui native, coached the Rainbows for nine seasons during the program's highest and lowest moments.

The 1954 season ended with a humbling 50-0 loss to Orange Bowl-bound Nebraska in front of a crowd of 20,000 fans at Honolulu Stadium.


In the rematch between the schools the next season, the Rainbows pulled off one of the biggest wins in the program's history before a crowd of 23,000 at Nebraska Stadium. As 40-point underdogs, the 27-member team won in Lincoln's 95-degree heat and 26 mile-per-hour winds. Of the 11 starters, seven played the entire 60 minutes, including star back Skippy Dyer, who broke up a Cornhusker pass on UH's 10-yard line with less than two minutes to play.

Despite a 34-0 shutout loss to San Jose State the next week, the Rainbows went on to finish with a 7-4 record and followed that season with a respectable 7-3 mark in 1956.

But only six years after that infamous victory over Nebraska and three consecutive losing seasons, the UH Board of Athletic Control, made up of faculty, students and alumni members, voted to abolish the football program in 1961 due to lack of finances.

NO. 32

The only number retired in Hawai'i football history was worn by UH's first All-American, Thomas Kaulukukui. He still holds the school record for longest kickoff return (103) against UCLA in 1935 at the Los Angeles Coliseum and also went on to become one of UH's most successful coaches.



6-0!

A year after suffering a 50-0 blowout loss to Nebraska in Honolulu, the "Roaring Rainbows" upset the Cornhuskers, 6-0, in Lincoln, Sept. 17, 1955. Hartwell Freitas (with ball) scored the game's only touchdown in the fourth quarter.





HAWAI'I FOOTBALL THROUGH THE YEARS

1980

1986

Defensive end Al Noga becomes the school's first Associated Press All-American and was tabbed as the UH's first Heisman Trophy candidate.

Head Coaches

1987 - Bob Wagner

1989

UH plays in the program's first major bowl game - the Jeep Eagle Aloha Bowl. Hawai'i falls to Michigan State of the Big 10, 33-13, before a sellout crowd at Aloha Stadium.

1990

1992

UH shares the WAC title for the first time ever and wins the Thrifty Car Rental Holiday Bowl, defeating Illinois, 27-17. Team posts school-record 11 victories.

Head Coaches

1996 - Fred vonAppen

1999 - June Jones

1999

June Jones takes over program and guides it to the best turnaround in NCAA history, winning nine games and finishing season as WAC co-champions. UH defeats Oregon State, 23-17, in Jeep O'ahu Bowl.

ROCKY ROAD - Football returned to inter-collegiate competition in 1962 behind the urging of new athletics director Young Suk Ko. The program went through five coaches in the decade, including former player Jim Asato and offensive guru Clark Shaughnessy, who led Stanford to a Rose Bowl victory.

After Shaughnessy's one-year "consultant" term concluded, the program went through turmoil with the firing of Ko and surprise hiring of Phil Sarboe as head coach. Sarboe coached for one year before bolting for northern California following the 1966 season, UH's first all-collegiate schedule. Sarboe's top assistant, Don King, took over for one year but quit after a 6-4 season amid tension with athletics director Bob Martin.

THE MODERN ERA - The arrival of head coach Dave Holmes in 1968 was the beginning of the most successful years in school history. In six years as coach, Holmes guided his teams to a 46-17-1 record, including a pair of nine-win seasons. Holmes still ranks as the all-time leader at UH in winning percentage (.718).

In 1973, Hawai'i recorded its biggest upset in school history, with a 10-7 road victory over the Pacific-8

Conference's Washington Huskies, who were favored by as many as 50 points. Harold Stringert intercepted three passes and lineman Levi Stanley had 11 tackles in the victory. The Rainbows won its first eight games that season and was ranked as high as No. 5 in the weekly Division II poll.

But following that season, Holmes resigned due to team turmoil. Larry Price, a former player who served as an assistant to the four previous coaches, was named head coach and served at that capacity for the next three years.

During Price's tenure, UH became an NCAA Division I member, changed its nickname to the Rainbow Warriors, introduced the "Hula-T" formation, and on Sept. 13, 1975, christened the newly-built 50,000-seat Aloha Stadium against Texas A&I. Hawai'i lost its stadium debut, 43-9, before 32,247 fans.

NATIONAL EXPOSURE - Dick Tomey, a UCLA assistant who was hired to replace Price, put UH on the national football map. Tomey headed the program from 1977-87. During his tenure, he guided Hawai'i into the Western Athletic Conference in his third year and drastically upgraded the schedule by playing the likes of Nebraska, Oklahoma, USC, Iowa and Michigan.

In the 1977 season-finale, UH hosted nationally ranked USC, a team which featured Heisman Trophy winner Charles White. A record crowd of 48,767 at Aloha Stadium watched as the Rainbow Warriors nearly pulled off the upset against John Robinson's Trojans before falling 21-5.

During the third week of the 1984 season, the Rainbow Warriors faced Brigham Young. With just five minutes remaining, UH let a

HOUSE OF ALOHA

Aloha Stadium became the new home of UH football in 1975. Hawai'i fans have flocked to the 50,000-seat facility for the past 33 years.



13-12 lead slip away as the Cougars scored a late touchdown for the victory and later went on the win the national championship that season.

Following the 1986 season, defensive end Al Noga became the first UH player to be named a first team All-American by the Associated Press and was tabbed as the school's first Heisman Trophy candidate.


TRIPLE THREAT - After Tomey left UH for Arizona of the Pac-10, assistant coach Bob Wagner took over the program and introduced the spread offense or "Triple Option" to Hawai'i. During his tenure, the offense, which featured two slotbacks and one fullback, frequently placed UH among the top rushing teams in the country.

In the 1988 season-opener, ninth-ranked Iowa came to the islands and the Rainbow Warriors shocked the Hawkeyes, 27-24, behind running back Heikoti Fakava's three touchdowns. It was also a coming-out party for freshman kicker Jason Elam, who booted two critical field goals in the fourth quarter.

After just two seasons, Wagner was named WAC Coach of the Year and led the Rainbow Warriors to their first major bowl game-- the Jeep Eagle Aloha Bowl. UH fell to Michigan State, 33-13, but following the season, he became the first UH coach to head an all-star team in the Hula Bowl.

GREEN MACHINE

From 1967-75, UH won 67 percent of its games and never suffered a losing season. Twenty-six players from this era went on to sign with professional teams. Under head coach Dave Holmes, Hawai'i opened the 1973 season with a 10-7 upset of Washington in front of 52,500 in Seattle, regarded by many as the biggest upset in school history.





HAWAII FOOTBALL THROUGH THE YEARS

2000

2002 - 2004

UH is invited to the Hawai'i Bowl in consecutive seasons. In the inaugural ConAgra Foods Hawai'i Bowl, the Warriors fall to Tulane, 36-28, but rebound for a marathon 54-48 triple-overtime victory over Houston in 2003 and, in 2004, a 59-40 win over UAB in the Sheraton Hawai'i Bowl.

2004

Quarterback Timmy Chang becomes the NCAA career passing leader, surpassing former Brigham Young signal caller Ty Detmer. Chang finishes his career with 17,072 yards and ranks second all-time behind Detmer with 122 career touchdown passes.

2006

Quarterback Colt Brennan completes the best season in school history for a quarterback, completing an NCAA single-season record 58 touchdowns and throwing for 5,549 yards. Brennan, winner of the Sammy Baugh Award as the nation's top passer, finishes sixth in the Heisman Trophy voting after breaking or tying 19 NCAA records, 17 WAC records, and 41 school records.

2007

A school-record five Warriors are picked in the NFL Draft and another six sign free-agent contracts in both the NFL and CFL.

UH completes a perfect 12-0 regular season and earns the program's first outright WAC title. The Warriors secure their first trip to a BCS game, the 2008 Allstate Sugar Bowl.

Head Coaches

2008 - Greg McMackin

2009

UH celebrates the 100th anniversary of the first football team.



In 1992, behind quarterback Michael Carter, Hawai'i won a share of the WAC championship and posted its first bowl game victory, a 27-17 defeat of Illinois in the Thrifty Car Rental Holiday Bowl. UH finished the season ranked No. 20 and months later, three-time All-American kicker Elam was drafted by the Denver Broncos in the third round.

During Wagner's nine seasons as head coach, Hawai'i defeated nationally ranked rival Brigham Young three times, including a 1990 victory on the day quarterback Ty Detmer won the Heisman Trophy. In addition, Carter was one of a handful of quarterbacks in NCAA Division I history to rush and pass for 1,000 yards in the same season.

THE LONGEST YARD - Wagner was fired following consecutive losing seasons and was replaced by Fred vonAppen in 1996. A former assistant coach with the NFL's San Francisco 49ers, vonAppen coached three disappointing seasons in which the Rainbow Warriors posted a 5-31 record.

UH lost 10 games in vonAppen's inaugural season and in 1998, Hawai'i suffered through a winless 0-12 campaign, a first in the program's rich history. Following that season, he was replaced by alumnus June Jones, who brought with him the explosive run-and-shoot offense.

RUNNIN'-N-SHOOTIN' - It only took one season under Jones' tutelage for the Hawai'i football program to return to championship form. Jones,

B-Y-WHO?

UH ended a 10-game losing streak to nationally ranked rival Brigham Young with an emphatic 56-14 victory on Oct. 28, 1989.

The following year, the Rainbow Warriors routed the Cougars again, 59-28, on Dec. 1, the day BYU quarterback Ty Detmer won the Heisman Trophy. In the two games, UH quarterback Garrett Gabriel (above) completed 63-percent of his passes for 799 yards and seven touchdowns.



whose run-and-shoot offense he perfected in the NFL, posted a 9-4 record in 1999, the best by a first-year head coach at UH.

Jones and the Warriors made history by recording the NCAA's best turnaround sea-

son (from 0-12 to 9-4). UH finished the season as WAC co-champions and defeated Oregon State, 23-17, in the Jeep O'ahu Bowl.

In 2001, the Warriors capped off a stellar season by handing Brigham Young a 72-45 romp on national television. Despite a 9-3 record, Hawai'i was snubbed for a bowl game. Later that year, wide receiver Ashley Lelie became the school's first-ever first-round draftee, being selected as the 19th overall pick by the Denver Broncos.

Over the next three seasons, Jones led the Warriors to bowl games. After a 10-win season, UH was invited to the inaugural ConAgra Foods Hawai'i Bowl, where they lost to Tulane of Conference USA, 36-28. The next season, Jones and the Warriors met Houston in the Sheraton Hawai'i Bowl, a game which UH pulled out, 54-48, in triple-overtime and followed that with a 59-40 rout of UAB in the 2004 Sheraton Hawai'i Bowl.

Also in 2004, quarterback Timmy Chang became the NCAA all-time passing leader and finished his career with 17,072 passing yards.

In 2006, Chang's successor, Colt Brennan, wins the Sammy Baugh Trophy as the nation's top quarterback. Brennan led the nation in seven statistical categories and set 19 NCAA records. Brennan and the Warriors garnered their first Top 25 ranking since 1993 and a 41-24 Sheraton Hawai'i Bowl win over Arizona State.

The next season, Brennan led the Warriors to an undefeated 12-0 regular season and captured the program's first outright WAC championship. UH is invited to the Allstate Sugar Bowl, where it fell to third-ranked Georgia, 41-10.

Brennan, who finished third in the Heisman Trophy race, tied or broke 31 NCAA records during his three-year career and was drafted in the sixth round by the Washington Redskins.

Following that record-breaking season, Jones departed UH for SMU and was replaced by defensive coordinator Greg McMackin, who guided the Warriors to their seventh bowl game appearance in the last 10 years and a 7-6 regular season against perhaps the most difficult schedule in school history.

RECORD BREAKERS


Warrior quarterbacks Timmy Chang (right, above) and Colt Brennan hold two of the biggest passing records in NCAA history. Chang broke the NCAA career passing yards record on Nov. 6, 2004, against Louisiana Tech at Aloha Stadium. The Saint Louis School product ended his career with 17,072 yards, surpassing the previous record of 15,031 yards set in 1991 by Ty Detmer of Brigham Young. Brennan, who finished third in the 2007 Heisman Trophy race, passed for 131 career touchdowns, breaking Detmer's record of 121. In all, Brennan finished his career with 31 NCAA records tied or broken.



1989 JEEP EAGLE ALOHA BOWL

MICHIGAN STATE	33
HAWAI'I	13

December 25, 1989
Aloha Stadium (50,000) ▶ Honolulu, HI



HONOLULU - Playing on its home field of Aloha Stadium, the University of Hawai'i football team was the visitor in the Jeep Eagle Aloha Bowl VIII. The Rainbows wore their white road uniforms for the first time at home in a 33-13 loss to Michigan State.



It was Hawai'i's first appearance in an NCAA-sanctioned postseason bowl game and if stage fright had

anything to do with it, it may explain why the Rainbows were guilty of eight turnovers. Within the first 15 minutes of the game, the Rainbows had already committed four turnovers, one of which led to Blake Ezor's three-yard TD run for MSU.

The fourth turnover, a pass interception near the end of the opening quarter, resulted in Ezor taking it over from the 2 on the first play of the second quarter. This capped a 48-yard, seven-play drive with Ezor carrying five times. Moments later, an interception of a Gabriel pass by Carlos Jenkins led to a 30-yard field goal by John Langeloh. Langeloh added another field goal late in the half after a UH fumble, giving the Spartans a 19-0 lead at intermission.

Hawai'i tried to make a game of it in the second half with Gabriel hitting Chris Roscoe for an 11-yard touchdown to cut the lead to 19-6. But the Spartans then picked off their fourth interception of the game and drove 57 yards with Hyland Hickson gaining the final yard.

On the following series, Gabriel hit Dane McArthur with a 23-yard scoring toss only to see the Spartans come right back with a 48-yard drive and Ezor scoring his third touchdown of the game.

Ezor finished the game with three touchdowns, tying an Eagle Aloha Bowl record. He carried the ball 41 times for 179 yards, both new marks, and was selected by the media as the MVP for Michigan State.

SCORING SUMMARY

1st	03:59	MSU	B. Ezor 3-yd run (kick blocked)
2nd	14:53	MSU	B. Ezor 2-yd run (J. Langeloh kick)
	07:15	MSU	J. Langeloh 30-yd field goal
	01:02	MSU	J. Langeloh 34-yd field goal
3rd	09:45	UH	C. Roscoe 11-yd pass from G. Gabriel (kick blocked)
4th	10:13	MSU	H. Hickson 1-yd run (J. Langeloh kick)
	08:07	UH	D. McArthur 23-yd pass from G. Gabriel (Z. Khan kick)
	05:36	MSU	B. Ezor 26-yd run (J. Langeloh kick)

TEAM STATISTICS

	MSU	HAWAI'I
FIRST DOWNS	21	19
RUSHES-YARDS (NET)	225	82
PASSING YDS (NET)	116	198
Passes Att-Comp-Int	12-7-1	33-20-4
TOTAL OFFENSE PLAYS-YARDS	73-341	61-280

RUSHING: MSU-Ezor 41-179; Hawkins 1-31; Duckett 4-18. Hawai'i-McArthur 2-34; Ahuna 3-21; Farmer 8-18.

PASSING: MSU-Enos 7-12-2-116. Hawai'i-Gabriel 19-31-3-197; Niumatalolo 1-2-1-1.

RECEIVING: MSU-Bradley 4-85; Hickson 1-13; Young 1-11. Hawai'i-Roscoe 6-71.

1992 THRIFTY CAR RENTAL HOLIDAY BOWL

HAWAI'I	27
ILLINOIS	17

December 30, 1992
Jack Murphy Stadium (44,457) ▶ San Diego, CA



SAN DIEGO, Calif. - The University of Hawai'i made its first appearance in a U.S. mainland bowl game a successful one, defeating Illinois, 27-17, at Jack Murphy Stadium in San Diego, Calif.



After spotting the Illini the lead twice, 7-0 and 10-7, Hawai'i put together 20 second-half points to complete its most successful season ever with an 11-2 mark. When the final polls came out

several days later, the Rainbows were ranked 20th in the nation, the first time Hawai'i was listed in the final ratings.

With Illinois holding a 7-0 lead at the end of the first quarter, Travis Sims capped a 64-yard drive by going over from the 6-yard line to tie the score. Illinois responded on the next drive and Chris Richardson kicked a 19-yard field goal to make the score 10-7 at halftime.

The Rainbows went back to basics in the second half, sticking to their triple-option run by quarterback Michael Carter, scoring 20 unanswered points. UH took the kickoff and marched 80 yards in 13 plays with Sims going up the middle from the one to put Hawai'i ahead for good. After forcing the Illini to punt on the next series, Hawai'i marched 62 yards in 16 plays with Jason Elam kicking a 45-yard field goal to make it 17-10.

On its next possession, Illinois turned the ball over on its own 21-yard line. Two plays later, the Rainbows tried a fumble-rooskie, but were called for an illegal procedure as the officials were not informed about the trick play. Elam kicked a 37-yard field goal to put Hawai'i up, 20-10.

UH's Zac Odom intercepted a Jason Verduzco pass and six plays later, Carter hit Darrick Branch for a 53-yard touchdown pass for a 27-10 UH lead. After the Illini scored with 4:42 remaining, Carter and UH ran out the clock. Carter was selected the Outstanding Offensive Player of the Game with 105 yards rushing and 115 yards passing. Junior Tagoai was voted the game's Outstanding Defensive Player.

SCORING SUMMARY

1st	02:32	ILL	Wright 14-yd pass from Verduzco (Richardson kick)
2nd	08:09	UH	T. Sims 6-yd run (J. Elam kick)
	01:12	ILL	Richardson 19-yd field goal
3rd	09:29	UH	T. Sims 1-yd run (J. Elam kick)
	01:04	UH	J. Elam 45-yd field goal
4th	11:19	UH	J. Elam 37-yd field goal
	07:11	UH	D. Branch 53-yd pass from M. Carter (J. Elam kick)
	04:42	ILL	Wright 18-yd pass from Verduzco (Richardson kick)

TEAM STATISTICS

	HAWAI'I	ILLINOIS
FIRST DOWNS	23	23
RUSHES-YARDS (NET)	59-287	32-108
PASSING YDS (NET)	115	239
Passes Att-Comp-Int	17-6-2	34-26-1
TOTAL OFFENSE PLAYS-YARDS	65-402	58-356

RUSHING: Hawai'i-T. Sims 29-113; M. Carter 21-105; B. Gordon 4-25. Illinois-Boyer 11-39; Feagin 7-31; Verduzco 10-30.


PASSING: Hawai'i-M. Carter 16-6-2-115; I. Jasper 1-0-0-0. Illinois-Verduzco 34-26-1-248.

RECEIVING: Hawai'i-B. Gordon 2-23; D. Branch 1-53; E. Kealoha 1-14; C. Hirota 1-14. Illinois-Wright 7-82; Strong 5-55; Feagin 4-15; Klein 3-59.

1999 JEEP O'AHU BOWL

HAWAI'I	23
OREGON STATE	17

December 25, 1999
Aloha Stadium (40,974) ▶ Honolulu, HI



HONOLULU - It was a fairy-tale ending for a fairy-tale season. Hawai'i capped its worst-to-first season with a 23-17 Christmas Day win over Oregon State in the Jeep O'ahu Bowl before a crowd of 40,974 at Aloha Stadium.



The Warriors, a year removed from a winless season, notched their ninth win against four losses.

Senior quarterback Dan

Robinson connected with Channon Harris for two scoring strikes and the Warrior defense recorded six sacks to help lead the school to a victory in its first bowl game in seven years.

Things did not start well for UH. OSU running back Ken Simonton busted loose in the first half, gaining 58 yards and rushing for a touchdown, while the Warrior offense struggled to get started.

The Warriors got their first break early in the second quarter when lineman Tony Tuioti recovered a fumble deep in Beaver territory. The turnover was converted into a 26-yard field goal by Eric Hannum.

Moments later, UH took a 10-7 lead when Harris finished an 80-yard drive with a 9-yard touchdown catch. OSU also failed to capitalize on numerous first-half scoring opportunities as Ryan Cesca missed field goal attempts of 42 and 31 yards, while UH's Sean Butts blocked a third attempt.

Hawai'i took the lead for good when Robinson found a wide-open Harris for a 30-yard touchdown in the third quarter. A 23-yard field goal by Hannum four minutes later gave UH a 20-10 lead. UH sealed the game in the fourth quarter with its defense and the tough performance of O'ahu Bowl MVP Avion Weaver. The junior running back finished the game with 150 total yards of offense, including 85 on the ground.

The Beavers (7-5) outgained the Warriors, 438-349, including 159 yards rushing by Simonton. However, the UH defense held the OSU offense scoreless for nearly the entire second half. A 13-yard run by Simonton cut the lead to 23-17 with 1:31 left, but the Beavers were unable to recover the ensuing onside kick.

SCORING SUMMARY

1st 08:08	OSU	K. Simonton 1-yd run (R. Cesca kick)
2nd 12:40	UH	E. Hannum 26-yd field goal
06:05	UH	C. Harris 9-yd pass from D. Robinson (E. Hannum kick)
00:00	OSU	R. Cesca 37-yd field goal
3rd 06:30	UH	C. Harris 30-yd pass from D. Robinson (E. Hannum kick)
02:10	UH	E. Hannum 22-yd field goal
4th 02:58	UH	E. Hannum 35-yd field goal
01:27	OSU	K. Simonton 13-yd run (R. Cesca kick)

TEAM STATISTICS

	HAWAI'I	OSU
FIRST DOWNS	21	24
RUSHES-YARDS (NET)	24-83	35-169
PASSING YDS (NET)	266	269
Passes Att-Comp-Int	40-23-1	40-19-0
TOTAL OFFENSE PLAYS-YARDS	64-349	75-438

RUSHING: Hawai'i-A. Weaver 18-84; A. Thompson 1-3; C. Stutzmann 2-2; D. Robinson 3-minus 6. OSU-K. Simonton 18-157; A. Battle 6-19; J. Smith 11-minus 7.


PASSING: Hawai'i-D. Robinson 40-23-1-266. OSU-J. Smith 40-19-0-269.

RECEIVING: Hawai'i-C. Harris 5-81; A. Weaver 5-65; C. Stutzmann 4-50; A. Lelie 4-43; D. Carter 4-29; A. Brooks 1-minus 2. OSU-I. Percoats 5-67; R. Prescott 4-61; K. Simonton 3-25; Houshmandzadeh 2-53; S. Kintner 2-27; M. Maurer 1-16; M. Jones 1-14; R. Thompkins 1-6.

2002 CONAGRA FOODS HAWAI'I BOWL

TULANE	36
HAWAI'I	28

December 25, 2002
Aloha Stadium (35,513) ▶ Honolulu, HI



HONOLULU - Tulane rode its Green Wave into Honolulu with a 36-28 victory in the ConAgra Foods Hawai'i Bowl at Aloha Stadium.



Tulane (8-5) gained 429 total yards and sacked Warrior quarterbacks eight times to win the program's fourth bowl game. But it was the Tulane special teams that sparked a 30-point second half to overcome a 14-6 halftime deficit.

The Warriors took an early 14-0 lead with touchdown runs by Thero Mitchell and Josh Galeai. The Green Wave settled for two field goals, 22- and 37-yards respectively, by Seth Marler to get on the board before the end of the first half.

In the second half, Tulane used big returns by Lynaris Elpheage, who cut the lead to two with a 60-yard punt return for touchdown, and a 56-yard punt return set up the go-ahead score.

Tulane added to the lead after Warrior quarterback Shawn Withy-Allen fumbled in UH territory. One play later, Melwede Moore rumbled 25 yards for a touchdown and Tulane had a 26-14 lead.

Hawai'i got the ball back just before the end of the third quarter after blocking a field goal attempt and turned it into a touchdown. Withy-Allen, facing fourth-and-one, tossed a 57-yard strike to Justin Colbert, who turned and dashed untouched to bring the Warriors within five, 26-21.

Tulane answered with a 10-play, 80-yard drive that took 4:32 off the fourth-quarter clock. Withy-Allen hit Colbert on a crossing pattern for a 31-yard score to put the Warriors within reach, but a safety by the Green Wave ended all hopes.

Colbert caught nine passes for 158 yards and two touchdowns in his last game as a Warrior. Withy-Allen completed 18-of-31 passes for 239 yards and two touchdowns.

SCORING SUMMARY

1st 10:34	UH	T. Mitchell 1-yd run (J. Ayat kick)
2nd 08:35	UH	J. Galeai 2-yd run (J. Ayat kick)
05:01	TUL	S. Marler 22-yd field goal
02:28	TUL	S. Marler 37-yd field goal
3rd 10:44	TUL	L. Elpheage 60-yd punt return (J.P. Losman pass failed)
06:17	TUL	J.P. Losman 1-yd run (J.P. Losman rush)
02:16	TUL	M. Moore 25-yd run (J.P. Losman pass failed)
4th 13:26	UH	J. Colbert 57-yd pass from S. Withy-Allen (J. Ayat kick)
08:54	TUL	J.P. Losman 3-yd run (D. Davis pass)
05:12	UH	J. Colbert 31-yd pass from S. Withy-Allen (J. Ayat kick)

TEAM STATISTICS

	HAWAI'I	TULANE
FIRST DOWNS	23	25
RUSHES-YARDS (NET)	22-66	44-144
PASSING YDS (NET)	363	240
Passes Att-Comp-Int	52-32-1	39-20-0
TOTAL OFFENSE PLAYS-YARDS	74-429	83-384

RUSHING: Hawai'i-T. Mitchell 5-38; S. Withy-Allen 9-21; J. West 2-9; J. Galeai 1-2; C. Owens 1-0; T. Chang 4-minus 4. Tulane-M. Moore 30-116; J.P. Losman 12-21; D. Joseph 1-6; K. Coleman 1-1.


PASSING: Hawai'i-S. Withy-Allen 18-31-1-239; T. Chang 14-21-0-124. Tulane-J.P. Losman 20-39-0-240.

RECEIVING: Hawai'i-J. Colbert 9-158; J. Cockheran 9-87; N. Ilaoa 4-34; C. Owens 3-12; B. Komine 2-36; C. Herbert 2-20; J. West 1-14; K. Jackson 1-4; T. Mitchell 1-minus 2. Tulane-M. Moore 6-80; N. Narcisse 5-64; C. Bush 3-43; C. Davis 2-28; B. Hoover 1-20; D. Davis 1-6; T. Smith 1-0; L. Elpheage 1-minus 1.

2003 SHERATON HAWAI'I BOWL

HOUSTON	48
HAWAI'I	54

December 25, 2003
Aloha Stadium (29,005) ▶ Honolulu, HI



HONOLULU - An all-world performance by quarterback Timmy Chang and a defense that came up with timely big plays and three overtimes amounted to a 54-48 Hawai'i win over Houston in front of 29,005 in the Sheraton Hawai'i Bowl on Dec. 25, at Aloha Stadium.



Chang came off the bench to throw for 475 yards and five touchdowns on 26-of-42 passing, and Kelvin

Millhouse Jr. snagged two interceptions, one that led to the go-ahead touchdown, to help Hawai'i win its second bowl game in three tries under head coach June Jones.

Chang completed passes to eight different receivers, most notably to senior Jeremiah Cockheran, who finished with five catches for a game-high 162 yards, and true freshman Jason Rivers, who had a career night with seven catches for 143 yards and three TDs.

Quarterback Kevin Kolb, who finished 19-of-34 for 332 yards and two TDs, led the Cougars to a quick 10-0 lead. UH answered back with a Nolan Miranda field goal and Chang-to-Clifton Herbert 48-yard touchdown.

Houston took a 20-13 lead at the break, but the Warrior defense and Chang responded. The defense forced two punts and two interceptions, while Chang connected on 8-of-12 for 191 yards and two scores to take the lead, 27-20, at the end of the third.

Houston scored 14 points in the fourth, including the tying TD with 22 seconds left in regulation. The teams matched touchdowns in two overtimes and Michael Brewster scored the game-winner on an 8-yard run to leave it up to the Warrior defense, which held Houston to four-and-out on the final stand.

SCORING SUMMARY

1st	11:53	HOU	C. McCullar 34-yd pass from K. Kolb (D. Bell kick)
	09:05	HOU	D. Bell 21-yd field goal
	05:48	UH	N. Miranda 19-yd field goal
2nd	14:28	UH	C. Herbert 48-yd pass from T. Chang (N. Miranda kick)
	11:16	HOU	J. Battle 2-yd run (D. Bell kick)
	04:42	HOU	D. Bell 35-yd field goal
	01:53	UH	N. Miranda 29-yd field goal
3rd	13:23	UH	M. Brewster 1-yd run
	04:35	UH	J. Rivers 7-yd pass from Chang, T. (N. Miranda kick)
4th	14:18	HOU	J. Battle 2-yd run (D. Bell kick)
	09:51	UH	J. Rivers 4-yd pass from T. Chang (N. Miranda kick)
	00:22	HOU	V. Marshall 81-yd pass from K. Kolb (D. Bell kick)
1OT	15:00	UH	B. Komine 11-yd pass from T. Chang (N. Miranda kick)
	15:00	HOU	A. Evans 6-yd run (D. Bell kick)
2OT	15:00	HOU	J. Battle 4-yd run (D. Bell kick)
	15:00	UH	J. Rivers 18-yd pass from T. Chang (N. Miranda kick)
3OT	15:00	UH	M. Brewster 8-yd run (T. Chang pass failed)

TEAM STATISTICS

	HOUSTON	HAWAI'I
FIRST DOWNS	21	26
RUSHES-YARDS (NET)	54-185	38-114
PASSING YDS (NET)	332	527
Passes Att-Comp-Int	34-19-2	47-29-1
TOTAL OFFENSE PLAYS-YARDS	88-517	85-641

RUSHING: Houston-J. Battle 19-124; A. Evans 22-66; M. Schirmer 2-8; K. Kolb 8-7; V. Marshall 2-minus 9. Hawai'i-M. Brewster 14-79; J. West 6-33; M. Bass 6-27; J. Whieldon 5-12; T. Chang 6-minus 36.

PASSING: Houston-K. Kolb 19-34-2-332. Hawai'i-T. Chang 26-42-1-475; J. Whieldon 3-5-0-52.

RECEIVING: Houston-V. Marshall 7-157; C. McCullar 5-103; B. Middleton 3-25; J. Pritchett 2-31; K. Kolb 1-8; M. Hopkins 1-8. Hawai'i-J. Rivers 7-143; B. Komine 7-73; J. Cockheran 5-162; M. Brewster 3-40; G. Welch 3-31; S. Poumele 2-27; C. Herbert 1-48; M. Bass 1-3.

2004 SHERATON HAWAI'I BOWL

UAB	40
HAWAI'I	59

December 24, 2004
Aloha Stadium (38,754) ▶ Honolulu, HI



HONOLULU - Hawai'i outscored Alabama-Birmingham (UAB), 31-14, in the second half to win the Sheraton Hawai'i Bowl, 59-40, Dec. 24 at Aloha Stadium. A crowd of 39,754 filled the stands, then the largest in Sheraton Hawai'i Bowl history.



Quarterback Timmy Chang threw for 405 (31-of-46) yards and four touchdowns, and rushed for another, while slot receiver Chad Owens caught eight passes

for 114 yards and two touchdowns, and scored another on a 59-yard punt return, to put an exclamation point on both storied careers. The two were named the game's co-MVPs.

The teams traded scoring and UAB's Nick Hayes added a 36-yard field goal to make it 28-26 at halftime.

The Warriors took control in the second half. Chang threw a 15-yard strike to Owens to put Hawai'i ahead, 35-26. The pass put Chang over the 17,000-yard mark as college football's career passing leader. Four minutes later, Owens returned a punt for a 59-yard score down the near sideline to put the Warriors up, 42-26.

Justin Ayat added a 43-yard field goal, but Hackney managed an 80-yard drive and scored on a 4-yard touchdown rush to bring the score to 45-33, heading into the fourth quarter.

Chang helped put the game out of reach, putting together a 15-play, 85-yard drive, capped by a 4-yard touchdown scramble with 9:05 left to play. Hackney hit Lance Rhodes for a 17-yard touchdown to cut the Warrior lead to 12 with 2:05 left in the game, but Britton Komine returned the onside kick 42 yards to the house to end all hopes for the Blazers.

SCORING SUMMARY

1st	11:06	UAB	R. White 51-yd pass from D. Hackney (N. Hayes kick blocked)
	10:45	UH	J. Rivers 74-yd pass from T. Chang (J. Ayat kick)
	08:19	UAB	D. Burks 4-yd run (N. Hayes kick)
	05:32	UH	W. Kelikipi 4-yd run (J. Ayat kick)
	03:57	UH	G. Welch 29-yd pass from T. Chang (J. Ayat kick)
2nd	13:43	UAB	N. Hayes 22-yd field goal
	09:14	UH	C. Owens 13-yd pass from T. Chang (J. Ayat kick)
	06:03	UAB	N. Drinkard 10-yd run (N. Hayes kick)
	00:03	UAB	N. Hayes 36-yd field goal
3rd	11:47	UH	C. Owens 15-yd pass from T. Chang (J. Ayat kick)
	07:44	UH	C. Owens 59-yd punt return (J. Ayat kick)
	03:41	UH	J. Ayat 43-yd field goal
	00:21	UAB	D. Hackney 4-yd run (N. Hayes kick)
4th	09:40	UH	T. Chang 4-yd run (J. Ayat kick)
	02:06	UAB	L. Rhodes 17-yd pass from D. Hackney (N. Hayes kick)
	01:55	UH	B. Komine 42-yd kickoff return (J. Ayat kick)

TEAM STATISTICS

	HAWAI'I	UAB
FIRST DOWNS	23	31
RUSHES-YARDS (NET)	16-84	36-173
PASSING YDS (NET)	405	417
Passes Att-Comp-Int	47-31-0	54-31-1
TOTAL OFFENSE PLAYS-YARDS	63-489	90-590

RUSHING: Hawai'i-M. Brewster 7-60; W. Kelikipi 6-27; T. Chang 3-minus 3. UAB-D. Burks 14-55; C. White 8-53; N. Drinkard 5-36; M. Elliott 4-26; D. Hackney 5-3.


PASSING: Hawai'i-T. Chang 31-46-0-405; J. Rhode 0-1-0-0. UAB-D. Hackney 31-54-1-417.

RECEIVING: Hawai'i-J. Rivers 11-148; C. Owens 8-114; G. Welch 6-85; B. Komine 4-44; W. Kelikipi 2-14. UAB-R. White 6-113; B. Chavez 5-81; N. Drinkard 5-58; L. Rhodes 4-64; C. Duncan 3-28; D. Burks 3-20; R. Lindsey 3-19; C. White 2-34.

2006 SHERATON HAWAI'I BOWL

HAWAI'I	41
ARIZONA STATE	24

December 24, 2006
Aloha Stadium (43,435) ▶ Honolulu, HI



HONOLULU – The largest crowd in Sheraton Hawai'i Bowl history (43,435) saw Hawai'i score 38 second-half points to defeat Arizona State, 41-24, Dec. 24 at Aloha Stadium.



Warrior quarterback Colt Brennan threw for a school-record 559 yards (33 of 42) and five touchdowns, giving him 58 touchdown passes on the season, a new NCAA record. Jason Rivers tied the school record with 14

catches for a school and NCAA bowl game-record 308 yards and two touchdowns. Both were named Sheraton Hawai'i Bowl co-Most Valuable Players, along with Arizona State's Ryan Torain who finished the game with 18 carries for 160 yards and one touchdown.

For the first time since opening day, Hawai'i (11-3) did not score a touchdown in the first half, squandering scoring opportunities, a missed field goal in the first quarter and an interception in the second, allowing Arizona State to take a 10-3 halftime lead.

But the Warriors erupted for 21 points in the third quarter when Brennan threw touchdown strikes to Rivers (38 yards), and two to Ryan Grice-Mullen (7 and 36-yards, respectively) to take a 24-10 lead heading into the fourth quarter. Grice-Mullen finished with eight catches for 111 yards and two touchdowns.

Dan Kelly added a 43-yard field goal before Arizona State (7-6) scored 14 straight points to cut the Warrior lead to three, 27-24, with 10:25 left to play.

But Brennan and the Warrior offense were not finished. Brennan found Davone Bess for a 21-yard touchdown to cap an 80-yard drive, and Rivers capped a 95-yard drive with a 79-yard touchdown catch-and-run to seal the win.

SCORING SUMMARY

1st 01:59	ASU	J. Ainsworth 44-yd field goal
2nd 12:35	UH	D. Kelly 42-yd field goal
05:21	ASU	B. Smith 37-yd pass from R. Carpenter (J. Ainsworth kick)
3rd 12:29	UH	J. Rivers 38-yd pass from C. Brennan (D. Kelly kick)
08:46	UH	R. Grice-Mullen 7-yd pass from C. Brennan (D. Kelly kick)
02:14	UH	R. Grice-Mullen 36-yd pass from C. Brennan (D. Kelly kick)
4th 13:04	UH	D. Kelly 43-yd field goal
12:21	ASU	R. Torain 12-yd run (J. Ainsworth kick)
10:25	ASU	M. Jones 4-yd pass from R. Carpenter (J. Ainsworth kick)
05:16	UH	D. Bess 21-yd pass from C. Brennan (D. Kelly kick)
02:01	UH	J. Rivers 79-yd pass from C. Brennan (D. Kelly kick)

TEAM STATISTICS

	HAWAI'I	ASU
FIRST DOWNS	32	18
RUSHES-YARDS (NET)	27-121	36-200
PASSING YDS (NET)	559	191
Passes Att-Comp-Int	42-33-1	26-13-0
TOTAL OFFENSE PLAYS-YARDS	69-680	62-391

RUSHING: Hawai'i-N. Ilaoa 18-97; C. Brennan 7-15; R. Maui 2-9. ASU-R. Torain 18-160; D. Nance 7-21; S. DeWitty 3-17; K. Herring 3-9; R. Carpenter 5-minus 7.

PASSING: Hawai'i-C. Brennan 33-42-1-559. ASU-R. Carpenter 13-26-0-191.

RECEIVING: Hawai'i-J. Rivers 14-308; R. Grice-Mullen 8-111; D. Bess 5-65; N. Ilaoa 4-56; C. Mock 1-15; I. Sample 1-4. ASU-M. Jones 5-72; S. DeWitty 2-35; R. Torain 2-28; B. Smith 1-37; C. McGaha 1-8; B. Miller 1-8; Z. Miller 1-3.

2008 ALLSTATE SUGAR BOWL

HAWAI'I	10
GEORGIA	41

January 1, 2008
Louisiana Superdome (74,383) ▶ New Orleans, LA



NEW ORLEANS - The No. 10 University of Hawai'i Warriors (12-1) had its dreams of a perfect season come to an end with a 41-10 loss at the hands of the No. 4 Georgia (11-2) in front of a sold-out crowd of 74,383 at the 2008 Allstate Sugar Bowl at the Louisiana Superdome.



Colt Brennan had his lowest career passing total as a starter, going 22-for-38 with 169 yards and three

interceptions. He ended his career with 31 NCAA records.

Jason Rivers had another big bowl game, catching 10 passes for 105 yards, his fourth 100-plus yard game in four bowl games played. Ryan Grice-Mullen scored the lone touchdown reception for the Warriors.

Georgia scored on its first possession as Knowshon Moreno ran in a 17-yard touchdown before UH answered with a 11-play, 42-yard drive resulting in a 41-yard field goal by Dan Kelly.

But it was all Georgia from then on, as the Bulldogs scored on their next three possessions. Moreno started it with an 11-yard touchdown run. They then followed it up with a 52-yard field goal by Brandon Coutru and an 11-yard touchdown pass from Matthew Stafford to Sean Bailey, making the score 24-3 at halftime.

Georgia would add another touchdown on a fumble recovery by Sugar Bowl Most Outstanding Player Marcus Howard. The Bulldogs added 10 more points to make it 41-3 before UH was able to score their only touchdown.

Tyler Graunke came in in the middle of the fourth quarter and went 13-for-19 with 142 yards while leading the Warriors to their lone touchdown drive.

SCORING SUMMARY

1st 09:42	UGA	K. Moreno 17-yd run (B. Coutru kick)
04:20	UH	D. Kelly 41-yd field goal
00:57	UGA	K. Moreno 11-yd run (B. Coutru kick)
2nd 09:36	UGA	B. Coutru 52-yd field goal
08:00	UGA	S. Bailey 11-yd pass from M. Stafford (B. Coutru kick)
3rd 08:57	UGA	M. Howard 0-yd fumble recovery (B. Coutru kick)
01:40	UGA	T. Brown 1-yd run (B. Coutru kick)
4th 14:32	UGA	B. Coutru 45-yd field goal
10:32	UH	R. Grice-Mullen 16-yd pass from T. Graunke (D. Kelly kick)

TEAM STATISTICS

	HAWAI'I	UGA
FIRST DOWNS	20	19
RUSHES-YARDS (NET)	18--5	40-160
PASSING YDS (NET)	311	175
Passes Att-Comp-Int	57-35-4	27-14-1
TOTAL OFFENSE PLAYS-YARDS	75-306	67-335

RUSHING: Hawai'i-K. Pilares 7-26; D. Libre 1-7; D. Farmer 1-0; C. Brennan 9-minus 38. Georgia-T. Brown 19-73; K. Moreno 9-61; A.J. Bryant 1-20; K. Lumpkin 3-7; B. Southerland 3-4; M. Stafford 2-0; TEAM 3-minus 5.


PASSING: Hawai'i-C. Brennan 22-38-3-169; T. Graunke 13-19-1-142. Georgia-M. Stafford 14-23-1-175; J. Cox 0-4-0-0.

RECEIVING: Hawai'i-J. Rivers 10-105; D. Bess 7-53; R. Grice-Mullen 6-37; C.J. Hawthorne 4-73; D. Libre 3-15; D. Farmer 2-17; K. Pilares 2-8; J. Laumoli 1-3. Georgia-M. Massaquoi 5-54; K. Durham 3-48; K. Moreno 2-26; S. Bailey 2-18; M. Moore 1-17; T. Chandler 1-12.

2008 SHERATON HAWAII BOWL

HAWAII	49
NOTRE DAME	21

December 24, 2008
Aloha Stadium (45,718) ▶ Honolulu, HI



HONOLULU – Hawai'i concluded its 2008 campaign with a 49-21 loss to Notre Dame in the Sheraton Hawai'i Bowl Christmas Eve at Aloha Stadium. UH finished the year with a 7-7 record.



Making its sixth bowl appearance in the last seven years, the Warriors could do little to contain the Fighting Irish who finished with a 7-6 mark. The loss ended a string of three straight Hawai'i

Bowl wins for UH dating back to 2003.

Jimmy Clausen passed for 401 yards and five touchdowns to end Notre Dame's nine-game bowl losing streak and give the Fighting Irish their first bowl win in 15 years. Clausen, who passed for 302 yards and three touchdowns in the first half, completed 22-of-26 passes en route to co-MVP honors.

Clausen shared the MVP award with sophomore receiver Golden Tate, his primary target, who hauled in six passes for 177 yards. Tate caught touchdown passes of 69, 18 and 40 yards. The three touchdown receptions tied a Hawai'i Bowl record.

Senior wide receiver Aaron Bain earned bowl MVP honors for Hawai'i after scoring two touchdowns on the day. Bain finished with career-highs in receptions (8) and yards (109). Junior quarterback Greg Alexander finished 23-of-39 for 261 yards for UH. Senior Solomon Elimimian, the school's all-time leader in tackles, led UH with nine stops, including one sack.

UH made it a 14-7 game when Bain scored on a 10-yard connection from Alexander midway through the second quarter. It was all Irish after that. Notre Dame answered right back on its next possession with a 69-yard bomb from Clausen to Tate to move its cushion to two touchdowns and begin a string of 28 unanswered points by the Fighting Irish.

SCORING SUMMARY

1st	03:07	ND	Hughes 2-yd run (Walker kick)
2nd	10:25	ND	Grimes 14-yd pass from Clausen (Walker kick)
	08:12	UH	Bain 10-yd pass from Alexander (Kelly kick)
	06:49	ND	Tate 69-yd pass from Clausen (Walker kick)
	00:01	ND	Tate 18-yd pass from Clausen (Walker kick)
3rd	10:50	ND	Allen 18-yd pass from Clausen (Walker kick)
	07:22	ND	Tate 40-yd pass from Clausen (Walker kick)
	04:25	UH	Bain 21-yd pass from Alexander (Kelly kick)
	04:12	ND	Allen 96-yd kickoff return (Walker kick)
4th	01:45	UH	Washington 27-yd pass from Funaki (Kelly kick)

TEAM STATISTICS

	ND	HAWAII
FIRST DOWNS	23	22
RUSHES-YARDS (NET)	34-65	19-32
PASSING YDS (NET)	413	326
Passes Att-Comp-Int	28-24-0	44-28-1
TOTAL OFFENSE PLAYS-YARDS	62-478	63-358

INDIVIDUAL LEADERS

RUSHING: Notre Dame-Hughes 17-55; Gray, J. 5-13; Allen 4-9; Aldridge 1-0; Sharpley 2-0; Clausen 2-Minus 6; Team 3-Minus 6. Hawai'i-Kealoha Pilares 2-19; Inoke Funaki 1-15; Daniel Libre 1-12; Leon Wright-Jackson 1-1; David Farmer 1-1; Greg Alexander 13-Minus 16.

PASSING: Notre Dame-Clausen 22-26-0-401; Sharpley 2-2-0-12. Hawai'i-Greg Alexander 23-39-1-261; Inoke Funaki 5-5-0-65.

RECEIVING: Notre Dame-Tate 6-177; Rudolph 4-78; Grimes 4-34; Hughes 3-27; Kamara 3-21; Allen 2-59; Floyd 2-17. Hawai'i-Aaron Bain 8-109; Greg Salas 7-76; Michael Washington 6-96; Malcolm Lane 4-29; Kealoha Pilares 3-16.

COLLEGE DIVISION BOWL HISTORY

In its early years, the University of Hawai'i participated in several New Year's Day bowl games as a way to play major mainland college teams. From 1934-35, UH competed in the New Year's Classic, later renamed the Poi Bowl in 1936 and Pineapple Bowl in 1940.

The games were played at old Honolulu Stadium either on New Year's Day or Jan. 2. UH posted a 5-9 all-time record in those games, including upsets of California (14-0) in 1935 and Utah (19-16) in 1947.

Due to World War II, the Pineapple Bowl was suspended from 1942-46. The bowl returned in 1947 and lasted until 1952.

NEW YEAR'S CLASSIC

Date	Opponent	Result
Jan. 1, 1934	Santa Clara	L, 7-26
Jan. 1, 1935	California	W, 14-0

POI BOWL

Date	Opponent	Result
Jan. 1, 1936	Southern California	L, 6-38
Jan. 2, 1937	Honolulu All-Stars	W, 18-12
Jan. 1, 1938	Washington	L, 13-53
Jan. 2, 1939	Cal State Los Angeles	L, 7-32

PINEAPPLE BOWL

Date	Opponent	Result
Jan. 1, 1940	Oregon State	L, 6-39
Jan. 1, 1941	Fresno State	L, 0-3
Jan. 1, 1947	Utah	W, 19-16
Jan. 1, 1948	Redlands	W, 33-32
Jan. 1, 1949	Oregon State	L, 27-47
Jan. 2, 1950	Stanford	L, 20-74
Jan. 1, 1951	Denver	W, 28-27
Jan. 1, 1952	San Diego State	L, 13-34



The inaugural Pineapple Bowl featured Oregon State and Hawai'i on New Year's Day 1940 in Honolulu. The Beavers overpowered the Rainbows, 39-6.

OFFENSE

INDIVIDUAL

Passing

Most Yards: 559, Colt Brennan vs. Arizona State (2006 Hawai'i Bowl)
 Most Completions: 33, Colt Brennan vs. Arizona State (2006 Hawai'i Bowl)
 Most Attempts: 46, Timmy Chang vs. UAB (2004 Hawai'i Bowl)
 Highest Completion Pct.: 78.6 (33-42), Colt Brennan vs. Arizona State (2006 Hawai'i Bowl)
 Most Touchdowns: 5, Timmy Chang vs. Houston (2003 Hawai'i Bowl), Colt Brennan vs. Arizona State (2006 Hawai'i Bowl)
 Longest Pass Play: 79 yards, Colt Brennan to Jason Rivers vs. Arizona State (2006 Hawai'i Bowl)
 Longest Touchdown Pass: 79 yards, Colt Brennan to Jason Rivers vs. Arizona State (2006 Hawai'i Bowl)

Rushing

Most Yards: 113, Travis Sims vs. Illinois (1992 Holiday Bowl)
 Most Carries: 29, Travis Sims vs. Illinois (1992 Holiday Bowl)
 Most Touchdowns: 2, Travis Sims vs. Illinois (1992 Holiday Bowl); Michael Brewster vs. Houston (2003 Hawai'i Bowl)
 Longest Run: 30 yards, Dane McArthur vs. Michigan State (1989 Aloha Bowl)
 Longest Rushing Touchdown: 8 yards, Michael Brewster vs. Houston (2003 Hawai'i Bowl)

Receiving

Most Yards: 308, Jason Rivers vs. Arizona State (2006 Hawai'i Bowl)*
 Most Receptions: 14, Jason Rivers vs. Arizona State (2006 Hawai'i Bowl)
 Most Touchdowns: 3, Jason Rivers vs. Houston (2003 Hawai'i Bowl)

TEAM

Most Points Scored: 59 vs. UAB (2004 Hawai'i Bowl)
 Least Points Scored: 10 vs. Georgia (2008 Sugar Bowl)
 Most Total Yards: 680 vs. Arizona State (2006 Hawai'i Bowl)
 Most Yards Passing: 559 vs. Arizona State (2006 Hawai'i Bowl)
 Most Yards Rushing: 287 vs. Illinois (1992 Holiday Bowl)
 Most Turnovers: 8 vs. Michigan State (1989 Aloha Bowl)
 Most Interceptions: 4 vs. Michigan State (1989 Aloha Bowl); vs. Georgia (2008 Sugar Bowl)
 Most Fumbles Lost: 4 vs. Michigan State (1989 Aloha Bowl)
 Sacks Allowed: 8 vs. Notre Dame (2008 Hawai'i Bowl); vs. Georgia (2008 Sugar Bowl)

DEFENSE

INDIVIDUAL

Most Tackles: 12, Leonard Peters vs. Houston (2003 Hawai'i Bowl)
 Most Interceptions: 2, Kelvin Millhouse vs. Houston (2003 Hawai'i Bowl)
 Most Sacks: 2, Delmar Johnson vs. Michigan State (1989 Aloha Bowl); Darrell Tautofi vs. UAB (2004 Hawai'i Bowl); Mel Purcell vs. Arizona State (2006 Hawai'i Bowl)

TEAM

Most Points Allowed: 49 vs. Notre Dame (2008 Hawai'i Bowl)
 Least Points Allowed: 17 vs. Illinois (1992 Holiday Bowl); vs. Oregon State (1999 O'ahu Bowl)
 Most Total Yards Allowed: 590 vs. UAB (2004 Hawai'i Bowl)
 Most Yards Passing Allowed: 417 vs. UAB (2004 Hawai'i Bowl)
 Most Yards Rushing Allowed: 225 vs. Michigan State (1989 Aloha Bowl)
 Most Turnovers Caused: 2, numerous times
 Most Interceptions: 2 vs. Houston (2003 Hawai'i Bowl); vs. Michigan State (1989 Aloha Bowl)
 Most Fumble Recoveries: 2 vs. Arizona State (2006 Hawai'i Bowl)
 Sacks: 6 vs. Oregon State (1999 O'ahu Bowl); vs. Michigan State (1989 Aloha Bowl)

SPECIAL TEAMS

Most Field Goals: 3, Eric Hannum (1999 O'ahu Bowl)
 Longest Field Goal: 45 yards, Jason Elam vs. Illinois (1992 Holiday Bowl)
 Most Punts: 6, Tim Grasso vs. Notre Dame (2008 Hawai'i Bowl)
 Longest Punt: 73 yards, Mat McBriar vs. Tulane (2002 Hawai'i Bowl)
 Longest Kickoff Return: 52, Ryan Mouton vs. Georgia (2008 Sugar Bowl)
 Longest Punt Return: 59, Chad Owens vs. UAB (2004 Hawai'i Bowl)
 Longest Kickoff Return For A Touchdown: 42, Britton Komine vs. UAB (2004 Hawai'i Bowl)
 Longest Punt Return For A Touchdown: 59, Chad Owens vs. UAB (2004 Hawai'i Bowl)

*NCAA Bowl game record



JASON RIVERS



CHAD OWENS



LEONARD PETERS

Directing the pass-oriented run-and-shoot offense, former University of Hawai'i quarterbacks Timmy Chang and Colt Brennan have re-written the school passing and total offense record books with a combined 93 records. The duo also tied or broke 45 NCAA records including career records for yardage (Timmy Chang, 17,072) and touchdowns (Colt Brennan, 131).

Chang, a four-year starter from 2000-04, also owns the NCAA record for career total offense (16,910) and ranks third in touchdown passes (117). Brennan, who succeeded Chang from 2005-07, finished second all-time in total offense (14,740) and passing efficiency (167.6) and third in career passing yards (14,193).

TIMMY CHANG (2000-04)

- ▶ Nation's all-time leader in passing yards (17,072), who broke Ty Detmer's record in the first quarter against Louisiana Tech on Nov. 6, 2004, at Aloha Stadium.
- ▶ 2000 WAC Freshman of the Year and first-team all-WAC in 2004. Also named second-team all-WAC in 2002 and honorable mention in 2000 and '03.
- ▶ Two-time Sheraton Hawai'i Bowl Most Outstanding Player (2003 and '04). Led UH to victories over Houston in 2003 (475 yds, 5 TDs) and UAB in 2004 (405 yds, 4 TDs).
- ▶ Posted 36 career games with 300 or more yards passing and 11 career games with 400 or more yards. Career-best 534 yards passing at Louisiana Tech on Oct. 18, 2003.
- ▶ Then school-record six touchdown passes against Idaho on Nov. 20, 2004. Recorded 37 career multiple-touchdown games.
- ▶ Started first three games of 2001 season before sitting out the rest of the season and earning a medical hardship.

CHANG'S CAREER STATS

PASSING	G-GS	EFF	CMP	ATT	INT	PCT	YDS	TD	LONG	AVG/G
2000	10-9	112.0	245	469	19	52.2	3,041	19	74	304.1
2001	3-3	130.9	83	140	6	59.3	1,100	6	52	366.7
2002	14-14	122.3	349	624	22	55.9	4,474	25	72	319.6
2003	13-11	126.7	353	601	20	58.7	4,199	29	72	323.0
2004	13-13	135.4	358	602	13	59.5	4,258	38	75	327.5
TOTALS	53-50	125.1	1,388	2,436	80	57.0	17,072	117	75	322.1

COLT BRENNAN (2005-07)

- ▶ Broke or tied 31 NCAA records upon completion of his three-year career, including career touchdown passes (131), single-season touchdown passes (58 in 2006) and most touchdowns responsible for in a career (146).
- ▶ Finished third in the Heisman Trophy voting and was a finalist for the Johnny Unitas Award in 2007. Also named third-team Associated Press All-American.
- ▶ In 2006, captured the Sammy Baugh Award, was a finalist for the Davey O'Brien Award and Cingular National Player of the Year, and was sixth in the Heisman race.
- ▶ Two-time WAC Offensive Player of the Year (2006 and '07) and two-time first-team all-WAC.
- ▶ Posted 30 career games with 300 or more yards passing, 20 career games with 400 or more yards, and four career games with 500 or more yards.
- ▶ School-record 559 yards passing against Arizona State in the 2006 Sheraton Hawai'i Bowl.
- ▶ Led the nation in total offense (422.5), touchdown passes (58), passing efficiency (185.96), points responsible for (27.7), completion percentage (72.6%), passing yards (5,549) and passing yards per game (396.4) during record-breaking 2006 season. Broke or tied 20 NCAA records, 17 WAC records and 41 school records that year.

BRENNAN'S CAREER STATS

PASSING	G-GS	EFF	CMP	ATT	INT	PCT	YDS	TD	LONG	AVG/G
2005	12-10	155.5	350	515	13	68.0	4,301	35	87	358.4
2006	14-14	186.0	406	559	12	72.6	5,549	58	79	396.4
2007	12-11	166.3	359	510	17	70.4	4,343	38	67	361.9
TOTALS	38-35	167.6	1,115	1,584	42	70.4	14,193	131	87	373.5

Timmy Chang

Colt Brennan

ALL-TIME NATIONAL RANKINGS

Season	A.P.	Coaches	U.P.I.
1981			
Sept. 9	18	-	16
1989			
Oct. 2	-	-	T 20
Oct. 9	-	-	T 19
Oct. 30	-	24	-
Nov. 6	-	24	-
Nov. 13	24	24	-
Nov. 20	24	24	-
Nov. 27	23	23	19
Dec. 4	23	23	19
Dec. 11	25	25	-
1992			
Sept. 28	23	23	
Nov. 1	-	25	
Nov. 8	24	23	
Nov. 15	-	25	
Jan. 2 & 3	20	20	
2002			
Nov. 26	-	24	
2006			
Nov. 19	25	25	
Nov. 26	24	23	
Jan. 9	-	24	
2007			
Preseason	23	24	
Sept. 2	20	22	
Sept. 9	24	22	
Sept. 16	19	18	
Sept. 23	19	17	
Sept. 30	16	15	
Oct. 7	16	16	
Oct. 14	17	17	
Oct. 21	16	16	
Oct. 28	12	12	
Nov. 4	14	14	
Nov. 11	13	13	
Nov. 18	14	14	
Nov. 25	11	11	
Dec. 2	10	10	
Jan. 7 & 8	19	17	

Highest National Ranking (Major Polls)

A.P. - 10th (Dec. 2, 2007)
 Coaches - 10th (Dec. 2, 2007)
 U.P.I. - 16th (Sept. 9, 1981)

Most Weeks Ranked (Single Season)

A.P. - 15 (2007)
 Coaches - 15 (2007)
 U.P.I. - 4 (1989)

ALL-TIME RECORD VS. NATIONALLY RANKED TEAMS

Date	Opponent	OPP RK*	UH RK*	UH-OPP
Oct. 20, 1956	at Iowa	15	-	0-34
Dec. 3, 1971	Nebraska	1	-	3-45
Oct. 28, 1972	at Tennessee	16	-	2-34
Nov. 29, 1975	San Jose State	15	-	30-20
Dec. 4, 1976	Nebraska	19	-	3-68
Sept. 16, 1978	at Nebraska	12	-	10-56
Dec. 2, 1978	USC	3	-	5-21
Oct. 5, 1979	at Brigham Young	20	-	15-38
Nov. 14, 1981	Brigham Young	17	-	3-13
Dec. 4, 1982	Nebraska	3	-	16-37
Sept. 22, 1984	Brigham Young	4	-	13-18
Nov. 23, 1985	Air Force	10	-	20-27
Dec. 7, 1985	Brigham Young	9	-	6-26
Dec. 6, 1986	Michigan	4	-	10-27
Sept. 3, 1988	Iowa	9	-	27-24
Nov. 19, 1988	Wyoming	16	-	22-28
Oct. 28, 1989	Brigham Young	18	-	56-14
Dec. 25, 1989	Michigan State (EAB)	22	-	13-33
Sept. 1, 1990	Texas A&M	13	-	13-28
Dec. 1, 1990	Brigham Young	4	-	59-28
Sept. 7, 1991	at Iowa	15	-	10-53
Nov. 30, 1991	Notre Dame	18	-	42-48
Sept. 3, 1998	Arizona	24	-	6-27
Nov. 28, 1998	Michigan	15	-	17-48
Sept. 4, 1999	USC	21	-	7-62
Oct. 7, 2000	at TCU	14	-	21-41
Oct. 26, 2001	Fresno State	18	-	38-34
Dec. 8, 2001	Brigham Young	9	-	72-45
Nov. 30, 2002	Alabama	14	-	37-29
Sept. 13, 2003	at USC	4	-	32-61
Dec. 6, 2003	Boise State	18	-	28-45
Oct. 29, 2004	at Boise State	18	-	3-69
Sept. 3, 2005	USC	1	-	17-63
Sept. 23, 2006	at Boise State	25	-	34-41
Nov. 23, 2007	Boise State	17	14	39-27
Jan. 1, 2008	vs. Georgia (ASB)	4	10	10-41
Aug. 30, 2008	at Florida	5	-	10-56
Oct. 4, 2008	at Fresno State	22	-	32-29 ot
Oct. 17, 2008	at Boise State	15	-	7-27
Dec. 6, 2008	Cincinnati	13	-	24-29
Oct. 24, 2009	Boise State	6	-	9-54

* denotes Associated Press ranking

EAB - Eagle Aloha Bowl (Honolulu, HI)

ASB - Allstate Sugar Bowl (New Orleans, LA)

All-Time Record vs. Nationally Ranked Teams: 9-32

at Aloha Stadium: 8-20

on the road: 1-11

at neutral site: 0-1

First Win vs. Nationally Ranked Team:

vs. No. 15 San Jose State (30-20), Nov. 29, 1975, Aloha Stadium

First Win vs. Nationally Ranked Team on the Road:

at No. 22 Fresno State (32-29 ot), Oct. 4, 2008, Fresno, Calif.

Highest Ranked Opponent:

vs. No. 1 Nebraska (lost, 45-3), Dec. 3, 1971, Honolulu Stadium

vs. No. 1 USC (lost, 63-17), Sept. 3, 2005, Aloha Stadium

Biggest Upsets:

vs. No. 4 Brigham Young (59-28), Dec. 1, 1990, Aloha Stadium

vs. No. 9 Iowa (27-24), Sept. 3, 1988, Aloha Stadium

vs. No. 9 Brigham Young (72-45), Dec. 8, 2001, Aloha Stadium

NATIONAL TV APPEARANCES

Date	Opponent	Network	UH-OPP
Nov. 14, 1981	Brigham Young	ABC	3-13
Oct. 16, 1982	Brigham Young	ABC	25-39
Nov. 20, 1982	at New Mexico	WTBS	17-41
Oct. 1, 1983	San Diego State	CBS	27-27
Dec. 7, 1985	Brigham Young	ESPN	6-26
Dec. 6, 1986	Michigan	ESPN	10-27
Nov. 21, 1987	Air Force	ESPN	31-34
Dec. 5, 1987	Arkansas	ESPN	20-38
Oct. 22, 1988	Brigham Young	ESPN	23-24
Dec. 9, 1989	Air Force	ESPN	35-35
Dec. 25, 1989	Michigan State [†]	ABC	13-33
Sept. 1, 1990	Texas A&M	ESPN	13-28
Nov. 30, 1991	Notre Dame	ESPN	42-48
Dec. 30, 1992	vs. Illinois [*]	ESPN	27-17
Sept. 2, 1995	Texas	ESPN2	17-38
Nov. 18, 1995	San Diego State	ESPN2	10-49
Aug. 31, 1996	Boston College	ESPN2	21-24
Nov. 29, 1997	Notre Dame	ESPN	22-23
Sept. 3, 1998	Arizona	ESPN2	6-27
Nov. 28, 1998	Michigan	ESPN2	17-48
Dec. 25, 1999	Oregon State [*]	ESPN	23-17
Oct. 26, 2001	Fresno State	ESPN	38-34
Dec. 8, 2001	Brigham Young	ESPN2	72-45
Sept. 6, 2002	at Brigham Young	ESPN	32-35
Oct. 25, 2002	at Fresno State	ESPN2	31-21
Nov. 30, 2002	Alabama	ESPN	16-21
Dec. 25, 2002	Tulane [§]	ESPN	28-36
Sept. 13, 2003	at USC	Fox Sports Net	32-61
Sept. 19, 2003	at UNLV	ESPN2	22-33
Nov. 29, 2003	Alabama	ESPN	37-29
Dec. 6, 2003	Boise State	ESPN2	28-45
Dec. 25, 2003	Houston [*]	ESPN	54-48 (3ot)
Oct. 29, 2004	at Boise State	ESPN2	3-69
Nov. 12, 2004	at Fresno State	ESPN	14-70
Dec. 4, 2004	Michigan State	ESPN2	41-38

Date	Opponent	Network	UH-OPP
Dec. 24, 2004	UAB [*]	ESPN	59-40
Sept. 3, 2005	USC	ESPN2	17-63
Oct. 29, 2005	Fresno State	ABC	13-27
Nov. 25, 2005	Wisconsin	ESPN2	24-41
Dec. 2, 2006	Oregon State	ESPN	32-35
Dec. 24, 2006	Arizona State [*]	ESPN	41-34
Oct. 12, 2007	at San Jose State	ESPN	42-35 (ot)
Nov. 10, 2007	Fresno State	ESPN2	37-30
Nov. 16, 2007	at Nevada	ESPN2	28-26
Nov. 23, 2007	Boise State	ESPN2	39-27
Dec. 1, 2007	Washington	ESPN2	35-28
Jan. 1, 2008	vs. Georgia [®]	FOX	10-41
Oct. 17, 2008	at Boise State	ESPN	7-27
Dec. 6, 2008	Cincinnati	ESPN2	24-29
Dec. 24, 2008	Notre Dame [*]	ESPN	21-49
Sept. 30, 2009	at Louisiana Tech	ESPN2	6-27

All games played at Aloha Stadium (Honolulu) unless otherwise noted
 # Jeep Eagle Aloha Bowl (Aloha Stadium, Honolulu)
 * at Thrifty Car Rental Holiday Bowl (Jack Murphy Stadium, San Diego, CA)
 % Jeep O'ahu Bowl (Aloha Stadium, Honolulu)
 \$ ConAgra Foods Hawai'i Bowl (Aloha Stadium, Honolulu)
 & Sheraton Hawai'i Bowl (Aloha Stadium, Honolulu)
 @ Allstate Sugar Bowl (Louisiana Superdome, New Orleans, LA)

All-Time Record on National Television: 15-34-2


at Aloha Stadium: 11-25-2
 on the road: 3-8
 at neutral site: 1-1




The Warriors performed their pre-game ritual ha'a dance during the 2008 Allstate Sugar Bowl. The ha'a received national exposure during each of the team's six nationally televised games that season and was featured on Fox's Sugar Bowl pre-game show.

Year	Seasons	Coach	OVERALL RECORD				COLLEGIATE RECORD			
			W	L	T	Pct.	W	L	T	Pct.
1909-11	3	Austin Jones	8	6	0	.571	-	-	-	-
1912-14		No Team								
1915	1	John Peden	5	1	1	.786	-	-	-	-
1916	1	William Britton	3	2	1	.583	-	-	-	-
1917-19	3	David Crawford	11	1	2	.857	-	-	-	-
1920	1	Raymond Elliot	6	2	0	.750	0	1	0	.000
1921-39	19	Otto "Proc" Klum	84	51	7	.616	21	27	0	.438
1940	1	Eugene "Luke" Gill	2	5	0	.286	1	2	0	.333
1941	1	Gill/Kaulukukui*	8	1	0	.889	3	0	0	1.000
1942-45		No Team								
1946-50	5	Tom Kaulukukui	34	18	3	.645	12	18	1	.403
1951	1	Archie Kodros	4	7	0	.364	1	5	0	.167
1952-60	9	Hank Vasconcellos	43	46	3	.484	18	32	1	.363
1961		No Team								
1962-64	3	Jim Asato	15	12	0	.556	5	11	0	.313
1965	1	Clark Shaughnessy	1	8	1	.150	1	7	0	.125
1966	1	Phil Sarboe	4	6	0	.400	3	6	0	.333
1967	1	Don King	6	4	0	.600	6	4	0	.600
1968-73	6	Dave Holmes	46	17	1	.727	45	17	1	.722
1974-76	3	Larry Price	15	18	0	.455	15	18	0	.455
1977-86	10	Dick Tomey	63	46	3	.576	63	46	3	.576
1987-95	9	Bob Wagner	58	49	3	.541	58	49	3	.541
1996-98	3	Fred vonAppen	5	31	0	.139	5	31	0	.139
1999-2007	9	June Jones	76	41	0	.634	76	41	0	.634
2008-09	2	Greg McMackin	13	14	0	.481	13	14	0	.481
Totals	93	21 coaches	510	386	25	.567	346	329	9	.512


* - indicates co-head coaches



BOB WAGNER



DICK TOMEY



JUNE JONES

ALL-TIME LETTERWINNERS

◀ A-A-A ▶

Abihai, Wadsley _____ 1972-74
 Abreu, Sean _____ 1988-90
 Acohido, Vince _____ 1984
 Acosta, Bob _____ 1975, '77
 Adams, Theo _____ 1984-85, '87
 Addison, Bryan _____ 1989
 Adler, Steve _____ 1970
 Afalava, Kesi _____ 1979, '81-83
 Affonso, William _____ 1963-66
 Agbayani, Brendyn _____ 1995
 Aguiar, Keali'i _____ 2002-03
 Ah Loo, Kyle _____ 1986-87
 Ah Quin, Zeff _____ 1996, 1998
 AhSoon, Keith _____ 2005-08
 Ah Yuen, Keith _____ 1978-81
 Ahart, William _____ 1978
 Ahmad, Po'okela _____ 2007-09
 Ahu, Aran _____ 1970, '72-73
 Ahu, Bobby _____ 1969
 Aina, Punahou _____ 1994-95, '97
 Aiu, Charles _____ 1972-75
 Akana, Kekuhaupio _____ 1979-80
 Akina, Kainoa _____ 2003-05
 Akins, Curtis _____ 1974-75
 Akiu, Mike _____ 1982-84
 Akiu, Mike Jr. _____ 2002-03
 Akpan, Tony _____ 2003-05
 Ala, Houston _____ 2000-03
 Ala, Tui _____ 2000
 Ala, Tuinana _____ 1973-74
 Alama-Francis, Ikaika _____ 2003-06
 Alapa, Keani _____ 2000-03
 Albinio, Peter _____ 1991
 Alcantara, Felix _____ 1968-70
 Aleaga, Link _____ 1987
 Alexander, Carl _____ 1982-84
 Alexander, Greg _____ 2008-09
 Alexander, Kirk _____ 2005-06
 Aliipule, Al _____ 1992-93
 Allen, Gary _____ 1978-81
 Allen, Walter _____ 1975
 Allen-Jones, CJ _____ 2004, '06-08
 Allen-Jones, Cameron _____ 2007-08
 Almadova, Bryan _____ 1980-82
 Alo, Kimo _____ 2009
 Alo, Simeon _____ 1969-70, '72-73
 Alualu, Tupu _____ 1993-95
 Amii, Grant _____ 1972
 Amina, Jay _____ 1997
 Amosa, Amosa _____ 1985-88
 Amosa, Lene _____ 1991-93
 Amrein, Todd _____ 1987
 Anae, Brad _____ 1976
 Anderson, Carlos _____ 1991-94
 Anderson, Michael _____ 1995
 Andrews, Alapa'i _____ 2000-02
 Annillo, John _____ 1974, '76
 Aoki, Paul _____ 1966-68
 Apao, Dirk _____ 1984-85
 Apelu, Augie _____ 1987-89
 Apuakehau, Sani _____ 1994
 Arafiles, Damien _____ 1998
 Araki, Charles _____ 1952-55
 Arelliano, Dino _____ 1981-82
 Armstrong, Feiamma _____ 1999-2000
 Arnold, John _____ 1972
 Arnold, Larry _____ 1967-69
 Arvanetis, Mike _____ 1977-78
 Asato, Jimmy _____
 Asmus, Jim _____ 1979-80
 Audick, Daniel _____ 1974-76
 Aufai, Josh _____ 2006
 Austin, Blase _____ 1997
 Austin, Leon _____ 1986-87
 Austin, Phil _____ 1998-99
 Austin, Shane _____ 2009

Autele, Tasi _____ 1990-91
 Avery, Joe _____ 2008-09
 Avila, Joaquin _____ 1997-2000
 Awai, Garrett _____ 1991
 Ayat, Justin _____ 2001-04
 Ayeni, Rufus _____ 1996-97
 Ayers, Bill _____ 1966-68, '70

◀ B-B-B ▶

Babers, Dino _____ 1979-80, '82-83
 Babka, Beau _____ 1981
 Bain, Aaron _____ 2005-08
 Bain, John _____ 1970-71
 Baird, Jeff _____ 1999
 Baker, Billy _____ 1971-72
 Baker, Kevin _____ 1977
 Baker, Noland _____ 1978, '80-81
 Barbour, Dave _____ 1977-78
 Barnes, Jack _____ 1970
 Barnes, Jim _____ 1969-70
 Barnett, Joaquin _____ 1987-90
 Bartz, Denis _____ 1971
 Bass, Mike _____ 2001-03
 Bass, Ray _____ 2004
 Battin, Ryan _____ 1994-95, '97
 Battle, Marvin _____ 1976
 Bayus, Tony _____ 1975
 Beasley, Brian _____ 1974
 Beazley, Michael _____ 1981, '83-85
 Belcher, Brian _____ 1985-87
 Bell, Craig _____ 2009
 Bell, George _____ 1977-80
 Bell, John _____ 1979-80
 Bell, William _____ 1984-87
 Bengston, Mike _____ 1969
 Bennett, Hal _____ 1976
 Bennett, Mike _____ 1992-94
 Bennett, Omar _____ 2002
 Benozza, Guy _____ 1990
 Bento, Martin _____ 1991
 Berry, Stanley _____ 1973-76
 Berryman, Dan _____ 2000
 Bess, Davone _____ 2005-07
 Bethea, J.D. _____ 1980-81
 Bethune, Benny _____ 1973-74
 Bhonapha, Keith _____ 1999-2002
 Bickford, Gene _____ 1971
 Birdsong, Norris _____ 1975-76
 Biscotti, Mike _____ 1970-72
 Black, Chris _____ 2008-09
 Black, Wayne _____ 1978-79
 Blackburn, Ikaika _____ 2001-04
 Blakeney, Robby _____ 1992-95
 Blount, Dustin _____ 2009
 Bobbitt, Celnell _____ 1995, '98
 Bouit, Johann _____ 1991-93
 Bourne, Peter _____ 1972
 Boyda, Bill _____ 1968-70
 Bradley, Rodney _____ 2009
 Bradley, Wayne _____ 1974
 Brady, Kerry _____ 1985
 Branch, Darrick _____ 1989-92
 Brantley, David _____ 1989-90
 Bredy, Jeff _____ 1994-95
 Breland, Jeff _____ 1981, '83
 Brennan, Colt _____ 2005-07
 Brewster, Michael _____ 2002-04
 Briggs, Walter _____ 1986-89
 Bright, Ben _____ 1995-98
 Broadway, Lamar _____ 2002-05
 Brockaw, David _____ 1975-77
 Brooks, Attrice _____ 1999
 Brooks, Rinda _____ 1997, 2000
 Brown, Abe _____ 1971, '72
 Brown, Chris _____ 1999-2002
 Brown, Tyrone _____ 2002-03
 Browne, Danny _____ 1981

Bruce, Steve _____ 1972
 Bryant, Jeramy _____ 2009
 Buchanan, Tim _____ 1968
 Buckley, Brian _____ 1967-68
 Bunn, Dale _____ 1975
 Butler, Ray _____ 1981-82
 Butts, Sean _____ 1999-2002

◀ C-C-C ▶

Cabral, Jeff _____ 1977-79
 Cader, Dan _____ 1974
 Calhoun, Akili _____ 1989-91
 Campbell, Tavis _____ 1999-2000
 Canon, Ryan _____ 2000
 Carey, Tim _____ 1997
 Carmona, Camron _____ 2007
 Carroll, Sam _____ 1984-87
 Carson, Glenn _____ 1992-94
 Carter, Dwight _____ 1998-99
 Carter, James _____ 1974-75
 Carter, Michael _____ 1990-93
 Carvalho, Bernard _____ 1980-83
 Cassidy, Murray _____ 1969-70
 Castillo, Romy _____ 1969
 Castro, Lyle _____ 1999, 2003
 Castro, Nick _____ 1981, '83
 Chang, Timmy _____ 2000, 2002-04
 Chapman, Brian _____ 1994-97
 Chappell, Mark _____ 1987
 Charles, Jade _____ 1997
 Chavies, Sylvester _____ 1972-73
 Cheney, Gary _____ 1972
 Cherry, Raphael _____ 1981-84
 Ching, Shawn _____ 1988-91
 Chistekoff, Greg _____ 1990
 Chock, Colin _____
 Chong, Elroy _____ 1971-72
 Chopp, Alonzo _____ 2005-08
 Chun, Marc _____ 1971
 Ciacci, Lane _____ 1973
 Clark, Chester _____ 1971
 Clark, Nicky _____ 1975
 Clark, Tom _____ 1977-78
 Clay, Tonnie _____ 1983
 Cleveland, Andrew _____ 1973-76
 Clore, Victor _____ 2006-09
 Clowers, Brett _____ 2000-01
 Cluney, Wilson _____ 2002-03
 Cobb-Adams, Kamuela _____ 1995-98
 Cockheran, Jeremiah _____ 2002-03
 Colbert, Justin _____ 1999-2002
 Cole, Larry _____ 1967
 Coleman, Anapuni _____ 2005
 Coleman, Duane _____ 1979, '81-83
 Coleman, Tim _____ 1978
 Collins, Sam _____ 1996-97
 Coloma, Burton _____ 1977-79
 Conley, John _____ 1972
 Conley, Kent _____ 1977-78
 Cooper, Foti _____ 1984
 Correa, Haku _____ 2009
 Correa, Laanui _____ 2000-02
 Correia, Joe _____ 1998-99
 Costello, Jim _____ 1969-70
 Coulson, Michael _____ 1988-89
 Cox, Mario _____ 2005
 Cox, Nalei _____ 1991-94
 Cravalho, Josiah _____ 2002
 Crayton, Earl _____ 1970, '72
 Crichton, Don _____ 1981, '83
 Crosby, George _____ 1971
 Crowell, Danny _____ 1984-86
 Cullinan, Brent _____ 1979-80
 Cummins, Greg _____ 1977-78
 Cunningham, Phil _____ 1992-95
 Curman, Ikaika _____ 2002-05
 Currie, Bob _____ 1970-71

Cyrus, John _____ 1971, '73

◀ D-D-D ▶

Daley, Ricky _____ 1996
 Danielson, William _____ 1984
 David, Paul _____ 1969
 Davis, Dan _____ 1972
 Davis, Eddie _____ 1971
 Davis, Joe Gary _____ 1975
 Davis, Joe Louis _____ 1991
 Davis, JoPierre _____ 2006-08
 Davis, Lametrius _____ 2009
 Davis, Mark _____ 1972
 Dearing, Garrett _____ 2002
 DeCuir, Daryl _____ 1975
 deLaura, Davey _____ 1998-2000
 deLaura, Mel _____ 1974
 Derby, Brian _____ 1982-85
 Desoto, Manny _____ 1971-74
 Dickerson, Ross _____ 2003-06
 Dietschy, Steve _____ 1999-2000
 DiIeso, Anthony _____ 1997
 Dimude, Chizzy _____ 2009
 Directo, Dana _____ 1986-89
 Dombroski, Paul _____ 1976
 Donovan, Jim _____ 1981-82
 Dorsey, Larry _____ 1974-76
 Dowling, Jameel _____ 2008
 Dreisbach, Jude _____ 1993-94
 Duckworth, John _____ 1971-72
 Dunnachie, Alex _____ 2009
 Duncan, Dan _____ 1989-91
 Dunston, Bill _____ 1968
 Durlington, Alika _____ 2003
 Dustin, Rick _____ 1969-70
 Dutra, Charlie _____ 2001
 Duva, Jeff _____ 1977-78
 Dworsky, David _____ 1969-71
 Dyas, David _____ 1983-86

◀ E-E-E ▶

Eaton, Brandon _____ 2002-05
 Edgar, Anthony _____ 1981-82
 Edralin, Daryl _____ 1976
 Edwards, Tala _____ 1984
 Ekno, Jonathan _____ 2001-04
 Elam, Jason _____ 1989-92
 Elam, Matt _____ 1997-99
 Elias, James _____ 1980-81, '83-84
 Elimimian, Abraham _____ 2001-04
 Elimimian, Solomon _____ 2005-08
 Ellerson, Rich _____ 1974, '76-77
 Ellis, Agenhart Jr. _____ 1963-66
 Ellis, Agenhart III _____ 1992-95
 Ellison, Gary _____ 1994-97
 Enos, Scott _____ 2009
 Esera, Tala _____ 2003-06
 Espiau, Jacob _____ 1999-2000
 Espinoza, Bo _____ 1998-99
 Estes, John _____ 2006-09
 Estes, Kenny _____ 2007-09

◀ F-F-F ▶

Faaliliu, Donny _____ 2001
 Faaola, Nuu _____ 1982-85
 Faaumu, Andrew _____ 2009
 Faavae, Brown _____ 2003
 Faavae, Junior _____ 1991-94
 Faavi, Derek _____ 2002-05
 Faga, Matt _____ 2003-04
 Fallautusi, Foti _____ 1983
 Faimealelei, Justin _____ 2004-05
 Fakava, Heikoti _____ 1985-88
 Falemalu, Paipai _____ 2009
 Faraimo, Preston _____ 2000-01
 Farmer, Brad _____ 1976
 Farmer, David _____ 2005-08
 Farmer, Jamal _____ 1989-90

Farney, Mitch _____ 2007
 Fatafehi, Wilson _____ 1967-69
 Faumui, Taase _____ 1991-93
 Feigh, Tim _____ 1972-74
 Fenderson, James _____ 1999-2000
 Fergerstrom, Victor _____ 2004-06
 Ferguson, Jason _____ 2004-05
 Fiaseu, Pesefea Jr. _____ 2002
 Fife, Chris _____ 1981-82
 Fitisemanu, Aui _____ 1981-82
 Fitzpatrick, Brian _____ 1966, '68-69
 Flaws, Frank _____ 1972
 Fletcher, George _____ 1980, '82-84
 Fletcher, Mike _____ 1974, '76
 Fletcher, Nathan _____ 1978, '80
 Flint, Jared _____ 2001
 Flores, Quentin _____ 1982, '84-85
 Fo, Mark _____ 1974
 Follner, Matt _____ 1985
 Fonoti, John _____ 2005, '07-09
 Fonseca, Travis _____ 1990-93
 Fontes, Ray _____ 1969-70
 Foote, Ed _____ 1969-70
 Forester, Briton _____ 2006-07
 Forneris, Louis _____ 1968
 Forney, Kynan _____ 1998, 2000
 Frank, Larry _____ 1970-71
 Frazier, Thomas _____ 2004
 Freeman, John _____ 1989-90
 Freitas, Glenn _____ 1993-96
 Frias, Renfred _____ 1988-89
 Fritzpatrick, Bruce _____ 1971
 Fruean, B.J. _____ 2005
 Fruean, Reynolds _____ 2005-06
 Fruechtel, Tom _____ 1969-71
 Fuata, Lui _____ 1999-2002
 Fuga, Lui _____ 1999-2000, 2003-04
 Funaki, Inoke _____ 2006-09

◀ G-G-G ▶

Gabriel, Garrett _____ 1987-90
 Gaetano, Bill _____ 1969, '71
 Gagen, Tom _____ 1970
 Gaison, Blane _____ 1976, '78-80
 Galdeira, Guyton _____ 2005-08
 Galeai, Fiti _____ 1993
 Galeai, Josh _____ 2002
 Galimba, Raschad _____ 1982, '84
 Garcia, Harold _____ 1968
 Gardener, Mark _____ 1982-83
 Garland, Jamal _____ 1999-2000
 Garner, Miles _____ 1997-2000
 Garnier, Chris _____ 1998-99
 Gaskill, Chris _____ 1985-87
 Gay, Howard _____ 1969-70
 Gearing, Vernon _____ 1979, '81-82
 George, Kanale _____ 2000, '02
 George, Phil _____ 1973-76
 Gibson, Keith _____ 1974
 Gibson, Mike _____ 1979-80
 Gilbertson, Keith _____ 1970
 Gilbride, Kevin _____ 2000
 Gilliam, Edward _____ 1974
 Gilmore, David _____ 2000-03
 Ginlack, Brysen _____ 2007-08
 Glover, Rodney _____ 1992-95
 Godinet, Tony _____ 1989-90
 Goeas, John _____ 1983-85
 Goeas, Larry _____ 1979-82
 Goeas, Leo _____ 1985, '87-89
 Gomes, Dexter _____ 1972-74
 Gomes, Jordan _____ 2009
 Gonzales, Stephen _____ 1996, '98
 Goo, Kendall _____ 1991-94
 Goodman, Curtis _____ 1974-76
 Goodrich, Dennis _____ 1965-68
 Gordon, Brian _____ 1990-93

Gordon, John _____ 1970
 Gordon, Patrick _____ 1989
 Gosling, Doug _____ 1999-2000
 Gossett, Neal _____ 2000-02
 Graham, Gery _____ 1995-97
 Graham, Jeff _____ 1975-76
 Grant, Robert _____ 1998-2001
 Grant, Russell _____ 1996
 Grant, Steve _____ 1968-69
 Grasso, Tim _____ 2007-08
 Graunke, Tyler _____ 2005-08
 Gray, Ryan _____ 1998-99
 Green, Alex _____ 2009
 Green, Daryl _____ 1991-93
 Green, Gerald _____ 1976
 Green, Ryan _____ 1996
 Greg, Mike _____ 1969
 Grice, Regis _____ 1973
 Grice-Mullen, Ryan _____ 2005-07
 Grissam, Walter _____ 1992, '94-95
 Guild, Walt _____ 1978-79
 Gutierrez, Moses _____ 1972-73

◀ H-H-H ▶

Hackbarth, Alan _____ 1998
 Haggerty, Kevin _____ 1983
 Hall, Ron _____ 1983, 1985-86
 Hamilton, O.J. _____ 1978-79
 Hammond, John _____ 1967-68
 Hanawahine, Bryan _____ 1975-78
 Haneberg, Scott _____ 1972-73
 Hanna, Sam _____ 1969
 Hannum, Eric _____ 1996-97, '99-2000
 Hanohano, Geordon _____ 2009
 Hansen, Austin _____ 2008-09
 Hanson, Deacon _____ 1991-93
 Hanson, John _____ 1978
 Hao, John _____ 1992-95
 Harding, Matthew _____ 1992-95
 Harley, Patrick Lavar _____ 2001-03
 Harmon, Paul _____ 2005
 Harper, Kenny _____ 1990-91
 Harrington, Dan _____ 1972
 Harris, Channon _____ 1999-2001
 Harris, Shawn _____ 1994
 Harris, Vanessa _____ 1975-76
 Harrison, Mike _____ 1999-2000
 Haslip, Wilbert _____ 1975-78
 Hatcher, Donnell _____ 1985
 Hawkins, Jakeem _____ 2007
 Hawkins, Josh _____ 1996
 Hawthorne, C.J. _____ 2006-07
 Haynes, Winston _____ 1990-91
 Heard, Jesse _____ 1974-76
 Heffernan, Tom _____ 1988, '90-91
 Hemphill, Fred _____ 1980, '82-84
 Henderson, Demitreus _____ 1992-94, '96
 Henry, Ryan _____ 2009
 Herbert, Clifton _____ 2000-03
 Hernandez, Mark _____ 1994-96
 Herrold, Don _____ 1973-75
 Heun, Jake _____ 2009
 Hewett, Kenny _____ 1984
 Higa, Richard _____ 1981-84
 Higgins, Jimmy _____ 1984-85
 Hill, Keith _____ 1977-79
 Hill, Steve _____ 1969-70
 Hirota, Cy _____ 1991-93
 Hisatake, Ray _____ 2008-09
 Ho-Ching, Daniel _____ 1995, '97-99
 Hoffman, John _____ 1967-68
 Hogan, Omega _____ 2002-04
 Hollingsworth, Cameron _____ 2002-04
 Hollowell, Britt _____ 1993
 Holmes, Albert _____ 1970, '72-73
 Holmes, Emory _____ 1967-68
 Holyfield, Tony _____ 1978-81

Ho'ohuli, Watson _____ 2001, '03-04
 Hookano, Glenn _____ 1969-70
 Hopkins, Tank _____ 2009
 Hough, Dick _____ 1967
 Hrdlicka, Rick _____ 1964-65, '67
 Hudgins, Scott _____ 1973
 Huggins, Jake _____ 2000
 Hugo, Buddy _____ 1985
 Hunter, Al _____ 1994-97
 Hunter, Wayne _____ 2001-02
 Hutchinson, Carl _____ 1968

◀ I-I-I ▶

Ieru, Raphael _____ 2006-09
 Ilaoa, Nate _____ 2002, '05-06
 Iloilo, Adam _____ 2005
 Inferrera, Daniel _____ 2003
 Inferrera, Jeremy _____ 2003-04
 Ingraham, Corky _____ 1974
 Ingraham, Randy _____ 1970-71
 Ingram, Jake _____ 2005-08
 Ingram, Jerome _____ 1984-85
 Ingram, Luke _____ 2009
 Iosua, Mike _____ 1998-2001
 Iosua, Parson _____ 1981

◀ J-J-J ▶

Jackson, Houdini _____ 1998
 Jackson, Kasey _____ 1996
 Jackson, Kevin _____ 2000-03
 Jackson, Larry _____ 1975
 Jackson, Marquez _____ 2006
 Jackson, Mike _____ 1977-78
 Jackson, Nate _____ 1998-2001
 Jackson, Orin _____ 1972
 Jackson, Shaun _____ 1999
 Jardine, Keoni _____ 1977-80
 Jasper, Ivin _____ 1991-93
 Jasper, Jett _____ 2008
 Jefferson, Thadius _____ 1983-86
 Jenkins, Mark _____ 1995-97
 Jenkins, Patrick _____ 2002-03
 Jett, DeWayne _____ 1976-79
 Jiblits, Eric _____ 1982
 Jiles, Jovon _____ 1998
 Johnson, Chris _____ 1977-78
 Johnson, Daniel _____ 2006-07, '09
 Johnson, Delmar _____ 1989, '91
 Johnson, Derek _____ 2000
 Johnson, Don _____ 1960-64
 Johnson, Greg _____ 1968-70
 Johnson, Marco _____ 1983, '85-87
 Johnson, M.L. _____ 1983-86
 Johnson, Sam _____ 1984
 Johnson, Shavondi _____ 1992-94
 Johnson, Tom _____ 1971-72
 Jones, Floyd _____ 1974
 Jones, June _____ 1974
 Jones, Kennan _____ 2006
 Jones, Larry _____ 1986-89
 Jones, Lyndell _____ 1979-80
 Jones, Mike _____ 1968-69
 Jones, Warren _____ 1985, '87-88
 Joy, Jim _____ 1985-87

◀ K-K-K ▶

Kaai, Bill _____ 1969-71
 Kaaiialii, Mitchell _____ 1989-91
 Kaaihue, Henry _____ 1970
 Kafentzis, Kent _____ 1981-82, '84-85
 Kafentzis, Kurt _____ 1981-84
 Kafentzis, Kyle _____ 1983-86
 Kafentzis, Landon _____ 2004-05
 Kafentzis, Mark _____ 1980-81
 Kafentzis, Mikhail _____ 2005
 Kafentzis, Sean _____ 1987
 Kafentzis, Tyson _____ 2005-08

Kahale, Chad _____ 2001-04
 Kahn, Zehrin _____ 1987
 Kahoano, Emlen _____ 1982-83
 Kahoano, Haku _____ 1988-91
 Kaho'o'ohanohano, Adrian _____ 1972-74
 Kahuanui, Harry _____ 1946-49
 Kahuanui, Lance _____ 1972-75
 Kajioka, Shayne _____ 2000-03
 Kalakau, Willy _____ 1983-84
 Kalama, Lonn _____ 1996-97
 Kaleleiki, Kalani _____ 1986, '87-89
 Kalili, James _____ 1967, '69-70
 Kalilimoku, Brad _____ 2004-07
 Kalilimoku, Chad _____ 2002-03
 Kaloi, Alex _____ 1974-76
 Kama, Reynolds _____ 1992-94
 Kamai, Sean _____ 1991
 Kamakawiwo'ole, Kila _____ 2002-05
 Kamakeeaina, Paulo _____ 1996
 Kamana, William _____ 1974
 Kane, Aaron _____ 1985-87
 Kane, Eleu _____ 1997-98
 Kanoa, Manly III _____ 1998-2001
 Kaonohi, Marques _____ 2003-06
 Kapanui, Chad _____ 2001-04
 Kapihe, Ellie _____ 1994-97
 Kaspari, Ralph _____ 1967-69
 Kato, Bill _____ 1973
 Katoa, Danny _____ 1994-95
 Kauahi, Kani _____ 1981
 Kauffman, Phil _____ 2001-04
 Kauka, Jonathan _____ 1999-2000
 Kaulia, Nuuanu _____ 1988-91
 Kaulukukui, Joe _____
 Kaulukukui, Sol _____
 Kaulukukui, Thomas _____
 Kawakami, Rod _____ 1969
 Kay, Rich _____ 1969
 Kealoha, Beldin _____ 1976-79
 Kealoha, Eddie _____ 1989-91
 Kealoha, James _____ 1974
 Kealoha, Joe _____
 Keckeisen, Brian _____ 1975-78
 Kela, Samson _____ 1985
 Keliikipi, West _____ 2003-04
 Kelly, Dan _____ 2005-08
 Kemfort, Robert _____ 1997-2000
 Kennedy, Brannon _____ 1994-95
 Kenneybrew, Carl _____ 1979-82
 Keomaka, Ryan _____ 2004-07
 Khan, Zerin _____ 1990
 Khan-Smith, Larry _____ 1987-90
 Kia, Aaron _____ 2006-09
 Kiesel-Kauhane, R.J. _____ 2006-09
 Kilbey, Keoni _____ 1990
 Kilcoyne, Kekoa _____ 1996-97
 Killen, Shephard _____ 1982-84
 Kim, Peter _____ 1978
 Kinilau, Sean _____ 1985-87
 Kirby, John _____ 1997, '99
 Klaneski, Eddie _____ 1994-97
 Kleidon, Greg _____ 2002
 Kleinkopf, Karl _____ 1969
 Klemm, Adrian _____ 1996-99
 Knight, Tom _____ 1976-78
 Knipple, Woody _____ 1984-85
 Kojima, Dwayne _____ 1993
 Kometani, Harold _____
 Komine, Britton _____ 2001-04
 Kreutz, Henry _____ 1971
 Kreutz, Paul _____ 1973
 Kua, Stan _____ 1978
 Kuboyama, Clint _____ 1994-95
 Kulbeth, Ralph _____ 1976
 Kunitomo, Casey _____ 1977
 Kyle, Doug _____ 1979-81

◀ L-L-L ▶

LaBoy, Cliff	1973-75
LaBoy, Travis	2001-03
Lacey, Gerald	1993-95
LaCount, Kahai	2003-06
LaCount, Kainoa	2009
LaDay, Louis	1987
Laeli, Fale	2005-08
Lafaele, Michael	2004-07
Lalau, Eric	1986-87
Lan, Robert	1987
Lane, Malcolm	2006-08
Larsen, Greg	1984-85
Larsen, Lee	1981-82
LaSalle, Steve	1967-68
Latuselu, Kala	2003-04
Lau, Fred	1996-98
Lau, Leonard	1987
Lau, Micah	2004-07
Laulu, Steve	1996
Laumoli, Jason	2006-07
Laurel, Clayton	2009
Leahy, Bob	1970
Leano, Jerry	1995
Leatigaga, Chris	2008-09
Lee, Curtis	1968-69
Lee, Kalae	2000-01
Lee, Paul	1971-73
Lee-Ho, Zachary	2003
Lefti, Matagisila	2008-09
Lehor, Steve	1979-82
Lei, Danny	1981
LeJay, Quincy	1998-99
Lelie, Ashley	1999-2001
Lene, Jared	2007
Leon, Rich	1968
Leonard, Adam	2005-08
Leonard, Joshua	2007-08
Letuli, Laupepa	2006-08
Letz, William	1971-73
Levingston, John	1983-86
Lewis, Danney	1988-89, '91
Lewis, Gerard	2006-07
Lewis, Gary	1976-80
Lewis, Marlowe	1991
Liana, Bronson	1998-2001
Libre, Daniel	2007-08
Lilii, Faamita	1991-93
Linkner, Dylan	2005-08
Lipp, Joey	2007-09
Little, Walt	1977-78
Liu, Alan	1972
Lolotai, Mana	2007-09
Loo, Keola	2000
Lopati, Junior	1984
Lopes, John	1973-75
Lopes, Merv	1980-81
Lorenz, Tim	1985
Lueke, Bob	1972-73
Lumford, Ricky	1999-2000
Lumpkin, George	1970-71
Luster, John	1968-69
Lutu-Carroll, Paul	2004
Lyons, Harry	1991-92
Lyons, Jim	1975
Lyons, Tim	1980-81

◀ M-M-M ▶

Ma'afala, Abu	2002-03
Ma'afala, Ben	1985
Ma'afala, Nick	1985-86
Macon, Johnny	1994-97
Maddox, Melvin	1973
Maeda, Nelson	1977-79
Maeva, David	1987-90
Mahaley, Antwan	2006-09
Mahelona, Steven	2001

Mahi, Don	1969-70
Mahuka, Clayton	1986-89
Maiava, Lesa	1996
Mailo, Anipati	1999, 2003
Maka, Francis	2008
Malala, Michael	2005-06
Malepeai, Marcus	1993-95
Mamiya, Richard	
Mane, Jason	1994-96
Maneafaiga, Bryan	2004
Manera, Paul	1989-91
Manners, Lono	2002-05
Mansfield, Jim	1991-93
Manuma, Matt	2001-04
Manuma, Steve	1970-71
Manutai, Lincoln	2003-04
Manutai, Saipele	1974-75
Manuwai, Vincent	1999-2002
Mapu, Simi	1975
Marcellino, Jerry	1976-77
Marquardt, Ron	1966-68
Martin, Hubbard	1976-78
Martinez, A.J.	2005-07
Martinez, Jose	1998
Massey, Bill	1968-70
Masters, John	1972, '74
Masterson, Ken	1987
Matsushima, Harris	1974-77
Mauga, Ivan	1991
Maui, Reagan	2005-06
May, John	1974, '76-77
Mayo, Ken	1969-70
McArthur, Dane	1987-90
McBriar, Mat	2000-02
McCarthy, Tom	1982-84
McClain, Jimmy	1998
McCloud, Kim	1987-90
McCray, Patrick	1986-87
McElroy, Greg	1977-78
McGill, Kelly	1991-94
McGowen, Kim	1974-77
McKay, Nathan	2006-08
McKale, Bill	1979-80
McLemore, Dana	1978-81
McLeod, Kingman	1978-79
McReynolds, Joe	1976
Mead, Dana	1969-70
Mears, John	1971
Meatoga, Vaughn	2008-09
Medieros, Jon	2007-09
Meier, John	1971-72
Melemai, William	1974-76
Melvin, Calvin	1992-94
Merlo, Carl	1975-76
Meyers, Ian	1978
Miano, Rich	1982-84
Micus, Dillan	1995-96
Miller, Dan	1972-73
Miller, Dee	1999-2000
Millhouse, Kelvin Jr.	2001-03
Mills, Jim	1979-82
Milne, Kurt	2003-06
Mims, Calvin	1997-98
Miranda, Nolan	2003-04
Mitchell, Thero	1999-2002
Miyashiro, Michael	2002-03
Mock, Chad	2005-06
Moe, Tanuvasa	2002-05
Moenoa, Uriah	2001-04
Moetului, Charles	1984-87
Mohoric, Mike	1968-69
Moku, Sam	1983-86
Mollner, Mark	1997-98
Moniz, Bryant	2009
Monteilh, Keao	2004-05, '07-08
Montgomery, Bo	2008-09
Montiho, Cliff	1973

Moody, Andrew	1978-81
Moore, James	1978-80, '82
Moore, Ken	1981-82
Moreland, Turmarian	2004-05
Morgado, Arnold	1974-75
Morgan, Bobby	1998-2000
Morris, Wesley	1997-98
Morrow, Jeff	1992-93
Morse, Anthony	
Morse, John	
Mosley, Kyle	1984-85
Mossman, David	1989
Mouton, Ryan	2007-08
Murray, Daniel	2004
Murray, Walter	1982-85
Mutter, Dave	1971-73
Myrick, Ollie	1990-91

◀ N-N-N ▶

Nakagawa, Dean	1990-91
Nakazawa, Tony	1969-70
Nasca, Nathaniel	2008
Natividad, Frank	1981-82
Nauahi, Viliami	2008-09
Nautu, Branch	1996
Neill, John	1990
Newberry, Myron	2006-07
Newman, Jeff	1989-91
Nickerson, Carl	1973
Niumatalolo, Ken	1987-89
Noa, Henry	1972-73
Noa, Karl	2004-07
Noa, Kaulana	1996-99
Noa, Kilinahe	2001-04
Nobles, Joe	1980, '82-84
Noga, Al	1984-87
Noga, Falaniko	1980-83
Noga, George	1993-95
Noga, Pete	1983, '85-86
Nomura, Doug	1981-84
Norwood, Brian	1983-84, '86-87
Nua, Mark	1985-88

◀ O-O-O ▶

Obbema, Rick	1979-80
O'Doherty, Tim	1976
Odom, Mark	1987-90
Odom, Zac	1991-94
Oka, Pat	1968-70
Okimoto, Randall	1995-96
Olchovy, Patrick	2004-05
Oliveira, Shane	1994-97
Onosai, Joe	1983-86
Ornellas, Kawika	2009
Ortez, Casey	1973
Ostrowski, Jeremiah	2009
Oswalt, Carlton	1993-96
Owen, Dustin	1998-99
Owens, Brian	1985-86
Owens, Chad	2001-04

◀ P-P-P ▶

Paahao, Doug	1987
Paepule, Timo	2004-07
Paetz, John	1976
Page, Andy	1981
Pale, Peter	1990-93
Palimoo, Hiram	1992-93
Pamplin, Rocky	1970
Pang-Kee, Tony	1990-91
Panora, Joe	1978
Paredes, Corey	2008-09
Park, Radford	1978
Parkman, Roger	1970-71
Parrilla, Harding	1978
Patek, Jacob	2006-07
Paterno, Chuck	1969

Patterson, Dave	1969-70
Patton, Kenny	2002, '04-06
Pau, Lorgon	2007
Paul, Matt	1996-99
Paul, Tim	1974
Paulo, Conrad	1994-97
Pedersen, Erik	2006-07
Pennick, Ron	1980-81
Peoples, Khevin	2005-08
Perez-Sandoval, Omar	1991
Perkins, Mike	1973-75
Permetter, Coyle	1985
Perry, George	2004-05
Perry, Ryan	2007-08
Peters, Hyrum	2000-03
Peters, Leonard	2002-04, '06
Peterson, Mike	1993-96
Phillips, Andy	1996-99
Piccola, Joe	1986-87
Pierson, Terry	1969
Pigg, Jauron	1998
Pigott, Bob	1996-97
Pilares, Kealoha	2007-09
Piltz, Maynard	
Pinoski, Rich	1986-87
Pittman, Grant	1989
Pluckebaum, Vince	1972
Plude, Jon	1977, '80
Polk, James	1998
Pollard, Royce	2008-09
Porlas, Dane	2005-08
Poti, Blackie	1989
Poumele, Se'e	2003-04
Pounds, Mitch	1980
Preston, Albert	1978-79
Price, Eugene	1978-80
Price, Larry	1961-64
Price, Mike	1985
Price, Roy	1953-56
Prohm, Benjamin	1992
Puaauli, Iosefa	1996
Puluti, Bill	1972
Purcell, Amani	2006-07
Purcell, Elliott	2007-09
Purcell, Melila	2003-06
Purdy, Paul	1995-96

◀ Q-Q-Q ▶

Quarles, Bernard	1981-82
Quina, Stan	1976

◀ R-R-R ▶

Rakhshani, Steve	1979-80
Randall, Louis	1989-91
Rausch, Brent	2008-09
Rea, Steve	1971-72
Reardon, John	1969
Reber, Mike	1969-70
Reed, Verlon	1978-81
Reed, Daniel	1999
Reed, Dewey	1994-95
Reed, Tanoai	1993-94
Rego, Jayson	2006-09
Rengal, Mike	1967
Reuss, Nick	1997
Reynolds, James	1976
Reynolds, McKinley	1967-68
Rhode, Jeffrey	2002-05
Ricardo, Ramon	1970-71
Riccardi, Chris	1998-2001
Rice, Joshua	2006-09
Richards, Golden	1972
Richards, Greg	1987
Richards, Sterling	1975
Richardson, Pat	1973, '75
Riewerts, Ed	1979-80
Riley, Jim	1968-69

Ripley, Ed _____ 1992-94
 Rivers, Jason _____ 2003-04, 2006-07
 Roach, Greg _____ 1994-96
 Roberson, Larry _____ 1974, '76
 Roberts, Calvin _____ 2007-08
 Roberts, Craig _____ 1978-79
 Robertson, Ed _____ 1968
 Robertson, Gavin _____ 1987-90
 Robinson, Dan _____ 1998-99
 Robinson, Erik _____ 2007-08
 Robinson, Reggie _____ 1980-81
 Robinson, Robbie _____ 1995-97
 Robinson, Sean _____ 1988-90
 Robinson, Sly _____ 1970, '72
 Rodrigues, Randolph _____ 1974-76
 Rodriguez, Steve _____ 1968
 Roe, Morrie _____ 1995-97
 Rolovich, Jack _____ 2004
 Rolovich, Nick _____ 2000-01
 Ronquillo, Ben _____
 Ronquillo, Tom _____ 1975-76
 Roscoe, Chris _____ 1987-89
 Rosehill, Olen _____ 1997-99
 Rosevold, Doug _____ 1996-97
 Ross, Jason _____ 1993-94
 Roth, Mike _____ 1978
 Runge, Bryce _____ 2004
 Ruppert, Richard _____ 1971
 Russell, Nathaniel _____ 2006-07
 Rutkowski, Tracy _____ 1987

◀ S-S-S ▶

Sagapolu, Tavita _____ 1987-90
 Salas, Greg _____ 2007-09
 Salavea, Peter _____ 1995
 Saleamua, Granville _____ 1983-84
 Salisbury, George _____ 1968
 Salvador, Keahi _____ 1990-91
 Samana, Lyno _____ 1989-91
 Sample, Ian _____ 2004, '06
 Samuseva, Lance _____ 2000-03
 Santa Cruz, Victor _____ 1991-94
 Santamaria, Bernard _____ 1997
 Santiago, Lane _____ 1987
 Santiago, Louis _____ 1981-82, '84-85
 Santiago, Walter _____ 1989-91
 Santos, Jake _____ 2008
 Santos, Ryan _____ 2001-02
 Saole, Rustin _____ 2004-07
 Sapolu, Jesse _____ 1979-82
 Sardo, Joe _____ 1989-91
 Sataua, Itai _____ 1978-79, '81-82
 Satele, Alvis _____ 1981-84
 Satele, Brashton _____ 2006-08
 Satele, Hercules _____ 2004-07
 Satele, Liko _____ 2009
 Satele, Samson _____ 2003-06
 Satterlee, Don _____ 1970-72
 Sauafea, Larry _____ 2004-07
 Saulsberry, Karman _____ 2000-01
 Saunders, Rick _____ 1985-87
 Savaigaea, Rocky _____ 2006-09
 Scanlan, Jerry _____ 1976-79
 Schaaf, Mike _____ 1970-71
 Scheible, Jon _____ 1976
 Schmidt, Pat _____ 1977
 Schook, Mike _____ 1978-79
 Schroyer, John _____ 1971-72
 Schultz, Jim _____ 1967-68
 Scott, Mike _____ 1982
 Scotts, Colin _____ 1983-85
 Scullion, Kevin _____ 1976-78
 Seagrove, Curtis _____ 1968
 Searle, David _____ 1987
 Searle, Theodore _____
 Seti, Siave _____ 2006-07
 Seumalo, Joe _____ 1985, '87-88

Shaw, Carlos _____ 1995-96
 Shaw, Joe _____ 1992-95
 Sherrer, Larry _____ 1969-71
 Shibata, Ken _____ 1973-74
 Shimokawa, Ricky _____ 1993
 Shinnick, Chris _____ 1996-97
 Shintaku, Elton _____ 1971-74
 Shrout, Chad _____ 1995, '97-99
 Siao, Ed _____ 1991, 1993
 Sides, Vincent _____ 1981-82, '84-85
 Silva, Bill _____ 1968
 Silva, Mana _____ 2008-09
 Silva, Saffrey _____ 2001
 Simmons, Ramsey _____ 1972-73
 Simon, Kirk _____ 1979
 Simon, Kurt _____ 1985
 Sims, Doug Jr. _____ 1999-2000
 Sims, Jack _____ 1982-84
 Sims, Marty _____ 1982-84
 Sims, Scott _____ 1999-2000
 Sims, Travis _____ 1989-91
 Singh, Bobby _____ 1995-96
 Sione, Earvin _____
 Sjoquist, Doug _____ 1969-70
 Skinner, Josh _____ 1996-99
 Slade, Larry _____ 1995
 Slye, Jordan _____ 2005
 Smiley, Marlon _____ 1992-94
 Smith, Allen _____ 1988-90
 Smith, Anthony _____ 1996, '98-2000
 Smith, Arthur _____ 1974-75, '77-78
 Smith, Brian _____ 1998-2001
 Smith, Chris _____ 1998-99
 Smith, George _____ 1968-69
 Smith, Nolle _____
 Smith, Spencer _____ 2007-09
 Snickles, Pat _____ 1968
 Soares, Blaze _____ 2006-07, '09
 Sole, Mark _____ 1976
 Sopoaga, Isaac _____ 2002-03
 Sovio, Henry _____ 1969-71
 Sparks, Glenn _____ 1971
 Spelman, Richard _____ 1982-84
 Spithill, Jack _____ 1968-69
 Spotts, Gary _____ 1976-78
 Stabile, Bach _____ 1993-94
 Stanley, Levi _____ 1969-70, '72-73
 Stant, David _____ 1988-89
 Steinhoff, Keoni _____ 2006-08
 Stennis, Mike _____ 1976-77, '79-80
 Stennis, Sean _____ 2003
 Stephens, Billy _____ 1986-87
 Stephens, David _____ 1973-74
 Stepter, Steven _____ 2009
 Stevenson, Richard _____ 1988-91
 Stewart, Coby _____ 1991, '93-94
 Stickler, Ryan _____ 2003-04
 Stokes, Carl _____ 1980, '83
 Stone, Jim _____ 1971-72
 Street, Vincent _____ 1997-98
 Stringert, Harold _____ 1972-73
 Strong, Frank _____ 1984
 Stuprich, Reinhold _____ 1973-74
 Stutzmann, Craig _____ 1998-2001
 Sutherland, Bill _____ 1970
 Sutton, Charles _____ 1973-75
 Sweeney, Chris _____ 1999
 Sydner, Jeff _____ 1989-91

◀ T-T-T ▶

Tafuna, David _____ 1986-87
 Tafuna, Sione _____ 1996-97, 2001
 Tagalicod, Ron _____ 1995
 Tagoai, Junior _____ 1991
 Talaesea, Junior _____ 1977-78
 Talley, Herman _____ 1989, '91
 Tanigawa, Tyler _____ 1994-97

Tanuvasa, David _____ 1988, '90
 Tanuvasa, Maa _____ 1990-92
 Tanuvasa, Onosai _____ 1974
 Tarver, Marcus _____ 1978-81
 Tate, Mark _____ 2001
 Tauala, Marvis _____ 1994-95
 Taufa, Viliami _____ 2001
 Tautalatasi, Pepe _____ 1990
 Tautofi, Daniel _____ 2004-05
 Tautofi, Darrell _____ 2003-04
 Taylor, Andre _____ 2005
 Taylor, John _____ 1982-83
 Taylor, Jovonte _____ 2008-09
 Taylor, Rick _____ 2007-08
 Tharp, Charles _____ 1997-98
 Thomas, Adrian _____ 2007-09
 Thomas, Dave _____ 1976
 Thomas, Desmond _____ 2005-08
 Thomas, Tony _____ 1995-96
 Thompson, Afatia _____ 1998-2000
 Thompson, Chuck _____ 1998
 Thompson, Rich _____ 1970-72
 Tigert, Gary _____ 1974
 Tinoco, Mike _____ 2009
 Tinoisamoa, Pisa _____ 2000-02
 Tipoti, Nofo _____ 1976
 Tipton, Gregg _____ 1985-86
 Todd, Charles _____ 1976
 Toeaina, Andrew _____ 1991
 Toilolo, Alasi _____ 2008-09
 Toloumu, David _____ 1978-81
 Tomimoto, Dan _____ 1964-66
 Tomomitsu, Keith _____ 1997-98
 Tong, Sam _____ 1972-73, '76
 Tonga, Aulola _____ 2009
 Torres, Richard _____ 2008-09
 Torres, Rudy _____ 1975
 Towns, Charles _____ 1995
 Tresler, Mike _____ 1987-90
 Trigilio, Frank _____ 1969
 Tua, Lemoe _____ 1987-90
 Tucker, Shawndel _____ 1999-2000
 Tufaga, Tuika _____ 2008-09
 Tufono, Matt _____ 1994-95
 Tuiasosopo, Ana _____ 1983-85
 Tuifua, David _____ 1994-95
 Tuinei, Mark _____ 1982
 Tuinei, Tom _____ 1976-79
 Tuioiti, Tony _____ 1996-99
 Tuioiti-Mariner, Lafu _____ 2005-08
 Turner, Bill _____ 1969-70
 Tyreman, Steve _____ 1970-71

◀ U-U-U ▶

Uchida, Blake _____ 1968-69
 Ulbrich, Jeff _____ 1998-99
 Ulufale, Semeri _____ 1977-79, '81
 Umeda, Pat _____ 1966-69
 Unterman, Kent _____ 1981-84
 Uperesa, Dane _____ 2003-06
 Uperesa, Drew _____ 2009
 Ursery, Darryl _____ 1983-84
 Uso, Taftiti _____ 2001

◀ V-V-V ▶

Vaioleti, Doug _____ 1990-91
 Valverde, Rodrigo _____ 1985-87
 Vaughn, Jason _____ 1998
 Vegas, Keith _____ 1985
 Veikune, David _____ 2006-08
 Velasco, Kevin _____ 1976
 Velasco, Sal _____ 1990
 Veneri, John _____ 1992-94
 Veu, Togi _____ 1985
 Vierra, Mike _____ 1975-76
 Viliamu, Peter _____ 1990
 Voeller, Scott _____ 1975, '77-78

◀ W-W-W ▶

Wade, Everett _____ 1983-86
 Wadsworth, Mike _____ 2009
 Wagner, Richard _____ 1973-75
 Walker, Derek _____ 1985, '87
 Walker, Lewis _____ 2009
 Walsh, Koldene _____ 1984
 Walters, Dennis _____ 1972-73
 Warren, Yaphet _____ 1998-99
 Washington, Brett _____ 1995
 Washington, Michael _____ 2005-08
 Watson, Keahi _____ 2008
 Watson, Keala _____ 2005-08
 Weatherby, Roger _____ 1970
 Weaver, Avion _____ 1997-2000
 Weber, John _____ 1968-69
 Weems, Marcus _____ 2003-04
 Weidanz, Peter _____ 1986-89
 Weir, Don _____ 1972-73
 Welch, Gerald _____ 2000-01, 2003-04
 Wentling, C.B. _____ 1995-96
 West, John _____ 2002-03
 Whieldon, Jason _____ 2002-03
 Whitaker, Terry _____ 1988-91
 Whitby, Ashton _____ 1975
 White, Jeris _____ 1970-73
 White, Rick _____ 1970-71
 Williams, Chris _____ 2005
 Williams, Daryl _____ 1980-83
 Williams, Donnell _____ 1997-98
 Williams, Ghana _____ 1993
 Williams, Khary _____ 1993-94
 Williams, Lonnie Le'Trae _____ 1998-2001
 Williams, Lonnie Lloyd _____ 1967-68
 Williams, Manly _____ 1989-91
 Williams, Marcel _____ 1984-87
 Williams, Stewart _____ 1990-93
 Williamson, Russ _____ 1976
 Wills, Colin _____ 2001-02
 Wilson, Lawrence _____ 2005-06
 Wilson, Stephen _____ 1993-94
 Winfrey, Jerry _____ 1989-90
 Winkfield, Bobby _____ 1973-75
 Wise, Bill _____
 Wise, Mel _____
 Withy-Allen, Shawn _____ 1999-2002
 Wong, Hauoli _____ 1995
 Wong, Kaleo _____ 2008
 Wong, Laiana _____ 2002-03
 Wong, Orlando _____ 2004
 Wood, Ron _____ 1997
 Woodcock, John _____ 1974-75
 Woodson, Anthony _____ 1980-82, '84
 Wright, Gary _____ 2000-03
 Wright, Jack _____ 1975-78
 Wright, Matt _____ 1998, 2000-02
 Wright, Tim _____ 2004
 Wright-Jackson, Leon _____ 2007-09
 Wyckoff, Dennis _____ 1971-72

◀ Y-Y-Y ▶

Yamasaki, Ross _____ 1989
 Yamashiro, David _____ 1979
 Yamashita, Tad _____ 1995
 Yap, Boyd _____ 1981-82
 Yorita, Yasuo _____ 1972-73
 York, Rod _____ 1994-95
 Young, Lamar _____ 1987, '89
 Young, Reggie _____ 1981-82
 Yowell, Lindsey _____ 1993-94

◀ Z-Z-Z ▶

Zoller, Derek _____ 1998

Note: This list is incomplete. If anyone has any factual information regarding names not listed, please contact the UH Sports Media Relations Office.

H YEAR-BY-YEAR STATISTICS

(complete team statistics kept since 1967 season, all prior seasons are incomplete)


YEAR-BY-YEAR (HAWAI'I)

Year	Rushing					Passing					Total Offense			Punt Return			Kick Return			Int Return			Penalty		Scoring	
	ATT	YDS	TD	YPG	ATT	CPL	INT	YDS	TD	YPG	PL	YDS	YPG	ATT	YDS	TD	ATT	YDS	TD	INT	YDS	TD	NO	YDS	PTS	PPG
1967	442	1728	-	172.8	233	124	6	1617	10	161.7	675	3345	334.5	35	382	-	30	630	-	12	263	-	66	614	205	20.5
1968	432	1553	18	155.3	324	171	14	2110	23	211.0	754	3663	366.3	46	446	0	41	807	0	15	171	2	56	511	312	31.2
1969	477	1932	21	193.2	302	144	22	1934	14	193.4	746	3866	386.6	30	335	3	40	950	1	14	300	3	40	430	313	31.3
1970	546	2380	25	216.4	250	121	12	1476	12	134.1	795	3856	350.5	34	349	0	34	617	0	26	259	1	63	607	286	26.0
1971	509	2013	22	183.0	288	132	20	1872	9	170.1	796	3885	353.1	35	102	0	41	747	0	21	271	2	78	727	255	23.2
1972	548	2078	21	188.9	244	106	15	1541	16	140.0	792	3619	329.0	22	82	0	32	564	0	17	141	1	81	889	282	25.6
1973	503	1739	9	158.1	243	129	18	1688	12	153.4	746	3427	311.5	37	217	1	28	453	0	13	160	1	73	858	205	18.6
1974	583	1752	14	159.3	271	128	19	1369	7	124.4	855	3121	283.7	27	24	0	39	715	0	21	219	0	78	857	175	15.9
1975	597	2367	13	215.2	157	72	11	883	4	80.3	754	3250	295.5	31	257	2	38	664	0	21	207	2	89	837	180	16.3
1976	574	2222	18	202.0	188	77	19	754	3	68.5	762	2974	270.4	18	56	0	62	949	0	16	144	0	84	818	154	14.0
1977	531	2051	17	187.4	226	121	10	1734	11	157.6	757	3795	345.0	18	226	1	36	559	0	19	243	0	94	1065	250	22.7
1978	575	2280	19	207.3	221	115	10	1503	14	136.6	796	3783	343.9	17	160	0	43	617	0	15	187	0	105	961	251	22.8
1979	590	2829	29	257.2	202	90	9	1136	10	103.3	792	3965	360.5	39	387	2	34	823	0	18	144	0	94	1028	330	30.0
1980	566	2176	20	197.8	213	104	14	1244	7	113.1	779	3420	310.9	31	269	1	34	698	0	16	190	3	98	835	260	23.6
1981	617	2893	29	263.0	226	114	7	1610	10	146.4	843	4503	409.4	37	396	3	23	444	0	13	170	0	79	750	328	29.8
1982	547	2112	18	192.0	272	144	9	1884	10	171.3	819	3996	363.3	23	197	0	27	458	0	16	174	1	79	606	240	21.8
1983	456	1363	12	123.9	315	176	17	2546	18	231.5	771	3909	355.4	30	240	0	28	560	0	15	179	0	88	777	251	22.8
1984	482	1800	15	163.6	301	148	5	2197	6	199.7	783	3997	363.4	41	292	1	29	514	0	17	126	0	71	615	217	19.7
1985	551	1866	18	155.5	342	185	13	2441	12	203.4	893	4307	358.9	33	221	0	29	607	0	20	185	2	104	869	269	22.4
1986	489	1540	16	128.3	393	216	20	2709	11	225.8	882	4249	354.1	30	297	0	44	890	0	12	115	2	83	695	238	19.8
1987	576	2414	28	201.2	312	152	14	2334	12	194.5	888	4748	395.7	33	218	0	41	877	0	21	199	2	72	596	337	28.0
1988	625	2721	24	226.8	260	139	11	2287	20	190.6	885	5008	417.3	24	207	0	50	1150	1	16	359	2	88	708	383	31.9
1989	603	3054	34	254.5	284	157	14	2312	18	192.7	887	5366	447.2	31	334	1	44	826	0	16	246	3	111	817	457	35.1
1990	495	2105	20	175.4	347	173	17	2819	26	234.9	842	4924	410.3	43	514	1	42	758	0	17	171	0	84	750	374	31.1
1991	627	3416	32	284.7	252	101	14	1592	7	132.7	879	5008	417.3	26	207	0	45	986	1	7	87	0	74	578	335	27.9
1992	630	3519	32	293.3	188	80	6	1316	11	109.7	818	4835	402.9	30	370	2	38	833	2	14	113	2	74	565	394	32.8
1993	569	3247	35	270.6	234	117	6	1937	17	161.4	803	5184	432.0	31	289	1	39	805	0	7	58	0	70	670	393	32.8
1994	516	2384	18	198.7	303	142	20	1952	11	162.7	820	4336	361.3	34	247	3	41	845	0	8	98	1	88	617	260	21.7
1995	559	2688	27	224.0	277	135	5	1892	10	157.7	835	4580	381.7	26	162	0	53	1057	0	8	115	1	98	824	285	23.8
1996	468	1632	9	136.0	304	154	15	1441	9	120.1	772	3073	256.1	25	210	0	52	991	0	7	151	2	70	595	161	13.4
1997	459	1085	14	90.4	377	210	22	2469	5	205.8	836	3554	296.2	35	359	0	42	807	0	10	56	0	88	734	189	15.8
1998	432	1313	6	109.4	383	169	15	2211	11	184.3	815	3524	293.7	33	286	0	53	1052	0	3	90	0	82	664	149	12.4
1999	294	1069	13	82.2	577	297	19	3944	28	328.7	871	5013	417.8	38	282	0	45	876	0	17	272	3	115	1069	348	26.7
2000	239	885	13	73.8	609	309	23	3875	25	322.9	848	4760	396.7	30	294	0	55	1066	0	12	90	0	116	830	294	24.5
2001	285	976	13	81.3	570	327	16	4576	41	381.3	855	5552	462.7	35	395	2	39	1180	2	14	377	3	95	845	483	40.2
2002	308	1533	26	109.5	731	407	26	5406	35	386.1	1039	6939	495.6	39	334	0	59	1264	0	18	319	4	122	1041	502	35.8
2003	318	1452	18	103.7	754	444	27	5382	42	384.4	1072	6834	488.1	49	439	0	47	1019	1	15	66	1	105	929	486	34.7
2004	264	1247	17	95.9	636	370	18	4402	38	338.6	900	5649	434.5	38	532	5	62	1241	1	14	80	1	78	647	467	35.9
2005	279	1103	11	91.9	578	379	15	4611	37	384.2	857	5714	476.2	11	72	0	59	1110	0	9	114	0	101	872	368	30.6
2006	298	1651	22	117.9	615	444	12	6178	62	441.3	913	7829	559.2	29	233	0	46	909	1	14	290	3	103	929	656	46.8
2007	279	944	16	72.6	663	459	23	5713	51	439.5	942	6657	512.1	25	311	1	61	1482	3	20	421	5	91	861	564	43.4
2008	412	1323	18	94.5	490	290	22	3518	24	251.3	902	4841	345.8	31	62	0	67	1370	1	15	252	1	122	1097	345	24.6
2009	292	1306	12	100.5	569	339	17	4381	25	337.0	861	5687	437.5	23	150	0	67	1518	0	12	69	0	78	652	296	22.8

Regular-season games statistics only through 2001


Statistics include bowl games starting in 2002

Bold indicates all-time season high



1955 RAINBOWS

The 1955 Rainbows upset Nebraska, 6-0, in Lincoln, which remains one of the biggest wins in school history.



1989 RAINBOW WARRIORS

The 1989 Rainbow Warriors finished 9-3-1 and earned the program's first trip to a major bowl game, against Michigan State in the Aloha Bowl.

(complete team statistics kept since 1967 season, all prior seasons are incomplete)

YEAR-BY-YEAR (OPPONENTS)


Year	Rushing			Passing					Total Offense			Punt Return			Kick Return			Int Return			Penalty		Scoring			
	ATT	YDS	TD	YPG	ATT	CPL	INT	YDS	TD	YPG	PL	YDS	YPG	ATT	YDS	TD	ATT	YDS	TD	INT	YDS	TD	NO	YDS	PTS	PPG
1967	453	1043	-	104.3	205	88	12	1040	-	104.4	658	2083	208.3	19	132	-	41	575	-	6	67	-	64	578	118	11.8
1968	444	1365	11	136.5	261	118	15	1892	15	189.2	705	3257	325.7	37	221	1	46	751	1	14	132	1	54	553	199	19.9
1969	486	1805	17	180.5	230	109	14	1675	9	167.5	716	3480	348.0	27	149	0	56	966	1	22	240	0	45	420	235	21.3
1970	457	1345	8	122.3	334	127	26	1850	11	168.1	801	3196	290.5	27	116	0	52	1092	0	12	182	0	54	428	149	13.5
1971	487	1747	17	158.0	279	120	21	1726	12	156.9	766	3473	315.7	25	76	0	35	668	0	20	177	1	68	816	225	20.5
1972	461	1364	17	124.0	262	113	17	1545	7	140.4	722	2909	264.5	34	347	0	49	971	0	15	232	2	68	660	214	19.5
1973	506	1415	12	128.7	233	97	13	1333	3	121.1	739	2748	249.9	22	55	0	42	898	0	18	328	2	73	805	152	13.8
1974	657	2072	13	188.3	210	78	21	1126	10	102.4	767	3177	288.8	36	302	0	41	834	0	19	248	1	94	1013	211	19.1
1975	506	1779	12	161.7	208	105	21	1514	10	137.6	714	3288	298.9	14	138	1	31	623	1	11	109	2	77	753	201	18.2
1976	589	2993	37	272.0	203	104	15	1714	15	155.8	792	4707	427.9	35	222	0	26	515	0	19	196	0	98	1010	377	34.2
1977	576	2757	20	250.6	264	120	19	1659	8	150.8	840	4416	401.5	26	79	-	44	819	-	10	150	1	95	1023	233	21.2
1978	555	2214	21	201.3	264	137	15	1941	12	174.0	919	4118	374.9	23	171	1	41	749	0	10	140	1	81	938	280	25.5
1979	509	1835	19	166.8	259	126	17	1539	7	139.9	768	3374	306.7	15	42	0	50	829	0	9	160	0	82	730	213	19.4
1980	512	2031	16	184.6	318	152	14	1865	8	169.5	830	3896	354.2	20	63	1	41	755	0	14	173	1	83	747	212	19.2
1981	418	1230	3	111.8	337	171	13	2131	10	193.7	755	3361	305.5	21	78	0	47	930	1	8	49	0	70	613	130	11.8
1982	454	2151	20	195.5	305	170	16	2288	8	208.0	759	4439	403.5	25	162	1	29	415	0	9	56	0	74	657	230	20.9
1983	533	1955	21	177.7	272	143	14	1881	9	171.0	805	3836	348.7	29	122	0	38	671	0	17	118	0	59	444	236	21.4
1984	456	1719	15	156.3	301	156	17	2028	6	184.4	757	3747	340.6	26	150	0	38	686	0	5	13	0	88	665	181	16.5
1985	486	1593	21	132.8	357	204	19	2619	9	218.3	843	4212	351.0	26	169	-	40	815	-	13	76	-	77	641	261	21.8
1986	470	1350	15	112.5	321	178	11	1873	9	156.1	791	3223	268.6	29	327	1	49	762	0	21	367	4	85	624	235	19.5
1987	508	1537	24	128.1	361	199	20	2633	12	219.4	869	4170	347.5	27	220	1	64	1272	0	17	76	0	75	638	300	25.0
1988	483	1689	15	140.8	385	211	15	2874	19	239.5	868	4563	380.3	31	218	0	68	1495	0	11	65	0	83	727	283	23.5
1989	428	1152	16	96.0	382	212	16	2690	13	224.2	810	3842	320.2	24	196	1	78	1442	0	15	139	0	68	572	248	19.0
1990	494	1365	15	113.8	427	230	14	2794	16	232.8	921	4159	346.6	23	267	0	70	1033	0	17	137	0	82	675	257	21.4
1991	502	2222	32	185.2	321	191	7	3161	16	263.4	823	5383	448.6	41	413	2	53	991	1	14	228	2	74	695	388	32.3
1992	501	2003	23	293.5	400	222	14	3004	14	250.3	901	5007	417.3	24	315	1	59	1147	0	6	85	1	67	619	300	25.0
1993	545	2249	25	187.4	324	194	7	2879	18	239.9	873	5128	427.3	20	225	1	41	896	0	6	132	1	70	670	357	29.8
1994	549	1982	18	165.2	334	189	8	2508	14	209.0	883	4490	374.2	20	169	0	44	964	0	20	221	1	100	849	273	22.8
1995	502	2616	37	218.0	353	202	8	2563	16	213.6	855	5179	431.6	19	225	1	37	740	0	5	14	0	76	669	401	33.4
1996	538	2797	28	233.1	300	163	7	2143	21	178.6	838	4940	411.7	44	594	3	49	701	0	15	174	1	80	634	433	36.1
1997	481	1676	13	139.7	339	169	10	2188	17	182.3	820	3864	322.0	36	639	6	40	867	0	22	345	3	87	690	308	25.7
1998	480	2269	25	189.1	314	189	3	2484	25	207.0	839	4753	396.1	56	616	2	27	716	2	15	161	0	83	591	422	35.2
1999	567	2240	23	186.7	360	211	17	2283	16	190.3	927	4523	376.9	29	202	1	56	1053	0	19	218	0	115	936	332	25.5
2000	593	2529	26	210.8	331	184	12	2333	18	194.4	924	4862	405.2	20	149	1	47	948	0	23	487	3	96	794	399	33.2
2001	544	2183	15	181.9	447	244	14	2997	22	249.8	991	5180	431.7	18	141	0	58	1237	2	16	428	1	111	919	318	26.5
2002	596	2362	24	168.7	495	253	18	3168	21	226.3	1091	5530	395.0	25	453	3	58	1214	0	26	234	0	120	1043	389	27.7
2003	590	2217	28	158.4	461	261	15	3351	17	239.4	1051	5568	397.7	27	289	0	44	1044	0	27	293	3	98	862	427	30.5
2004	609	3284	42	252.6	423	236	14	3057	21	235.2	1032	6341	487.8	40	419	1	46	1192	0	18	195	1	111	911	499	38.3
2005	482	2251	28	187.6	380	236	9	3010	25	250.8	862	5261	438.4	16	251	1	51	989	0	15	225	2	89	874	428	35.6
2006	485	1905	13	136.1	446	224	14	3384	29	241.7	931	5289	377.8	8	62	0	66	1439	1	12	49	0	72	635	337	24.0
2007	500	1740	20	133.8	454	259	20	2782	16	214.0	954	4522	347.8	14	250	1	88	2100	2	23	229	1	85	727	331	25.5
2008	515	1989	18	142.1	409	240	15	3063	27	218.8	924	5052	360.0	27	268	1	54	1317	1	22	248	3	86	739	404	28.9
2009	537	2624	33	201.8	334	214	12	2635	16	202.7	871	5259	404.5	9	15	0	48	1059	0	17	142	1	68	641	383	29.5

Regular-season games statistics only through 2001

Statistics include bowl games starting in 2002



1999 RAINBOW WARRIORS



2002 WARRIORS

The 1999 Rainbow Warriors posted the biggest turnaround in NCAA history with a 9-4 record and trip to the O'ahu Bowl, one year after a winless 0-12 campaign.

The 2002 Warriors won 10 games, finished second in the WAC with a 7-1 mark, and earned a trip to the Hawai'i Bowl.



YEAR-BY-YEAR RESULTS

YEAR	OVERALL				Home	Away	Neu.	COLLEGIATE				WAC				FINISH	BOWL	FINAL VS		HEAD COACH
	W	L	T	PCT				W	L	T	PCT	W	L	T	PCT			RANK	TOP 25	
1909	2	2	0	.500	2-2-0	0-0-0	0-0-0	-	-	-	-	-	-	-	-	-	-	-	Austin Jones	
1910	4	2	0	.667	4-2-0	0-0-0	0-0-0	-	-	-	-	-	-	-	-	-	-	-	Austin Jones	
1911	2	2	0	.500	2-2-0	0-0-0	0-0-0	-	-	-	-	-	-	-	-	-	-	-	Austin Jones	
1912-14	No Team																			
1915	5	5	1	.500	5-5-1	0-0-0	0-0-0	-	-	-	-	-	-	-	-	-	-	-	John Peden	
1916	3	2	1	.583	3-2-1	0-0-0	0-0-0	-	-	-	-	-	-	-	-	-	-	-	William Britton	
1917	4	0	1	.900	4-0-1	0-0-0	0-0-0	-	-	-	-	-	-	-	-	-	-	-	Dave Crawford	
1918	3	1	0	.750	3-1-0	0-0-0	0-0-0	-	-	-	-	-	-	-	-	-	-	-	Dave Crawford	
1919	4	0	1	.900	4-0-1	0-0-0	0-0-0	-	-	-	-	-	-	-	-	-	-	-	Dave Crawford	
1920	6	2	0	.750	6-2-0	0-0-0	0-0-0	-	-	-	-	-	-	-	-	-	-	-	Raymond Elliot	
1921	3	3	2	.500	3-3-2	0-0-0	0-0-0	0	1	0	.000	-	-	-	-	-	-	-	Otto "Proc" Klum	
1922	5	1	1	.786	5-1-1	0-0-0	0-0-0	1	0	0	1.000	-	-	-	-	-	-	-	Otto "Proc" Klum	
1923	5	1	2	.750	5-0-1	0-1-0	0-0-0	1	1	0	.000	-	-	-	-	-	-	-	Otto "Proc" Klum	
1924	8	0	0	1.000	8-0-0	0-0-0	0-0-0	1	0	0	1.000	-	-	-	-	-	-	-	Otto "Proc" Klum	
1925	10	0	0	1.000	9-0-0	1-0-0	0-0-0	3	0	0	1.000	-	-	-	-	-	-	-	Otto "Proc" Klum	
1926	5	4	0	.556	5-4-0	0-0-0	0-0-0	0	2	0	.000	-	-	-	-	-	-	-	Otto "Proc" Klum	
1927	5	2	0	.714	5-2-0	0-0-0	0-0-0	2	1	0	.667	-	-	-	-	-	-	-	Otto "Proc" Klum	
1928	2	5	0	.286	2-5-0	0-0-0	0-0-0	0	2	0	.000	-	-	-	-	-	-	-	Otto "Proc" Klum	
1929	4	3	0	.571	4-2-0	0-1-0	0-0-0	0	3	0	.000	-	-	-	-	-	-	-	Otto "Proc" Klum	
1930	5	2	0	.714	5-1-0	0-1-0	0-0-0	2	1	0	.667	-	-	-	-	-	-	-	Otto "Proc" Klum	
1931	3	2	1	.583	3-2-1	0-0-0	0-0-0	2	1	0	.667	-	-	-	-	-	-	-	Otto "Proc" Klum	
1932	2	1	1	.625	2-1-1	0-0-0	0-0-0	-	-	-	-	-	-	-	-	-	-	-	Otto "Proc" Klum	
1933	4	3	0	.571	3-3-0	1-0-0	0-0-0	1	1	0	.500	-	-	-	-	-	-	-	Otto "Proc" Klum	
1934	6	0	0	1.000	6-0-0	0-0-0	0-0-0	2	0	0	1.000	-	-	-	-	-	-	-	Otto "Proc" Klum	
1935	5	3	0	.625	5-1-0	0-2-0	0-0-0	1	3	0	.250	-	-	-	-	-	-	-	Otto "Proc" Klum	
1936	3	5	0	.375	3-5-0	0-0-0	0-0-0	0	1	0	.000	-	-	-	-	-	-	-	Otto "Proc" Klum	
1937	2	6	0	.250	2-6-0	0-0-0	0-0-0	1	2	0	.333	-	-	-	-	-	-	-	Otto "Proc" Klum	
1938	4	4	0	.500	4-2-0	0-2-0	0-0-0	1	4	0	.200	-	-	-	-	-	-	-	Otto "Proc" Klum	
1939	3	6	0	.333	2-5-0	1-1-0	0-0-0	1	4	0	.200	-	-	-	-	-	-	-	Otto "Proc" Klum	
1940	2	5	0	.286	2-5-1	0-0-0	0-0-0	1	2	0	.333	-	-	-	-	-	-	-	Eugene "Luke" Gill	
1941	8	1	0	.889	6-1-0	2-0-0	0-0-0	3	0	0	1.000	-	-	-	-	-	-	-	Gill/Kaulukukui	
1942-45	No Team (World War II)																			
1946	8	2	0	.800	6-2-0	2-0-0	0-0-0	3	2	0	.600	-	-	-	-	-	-	-	Tom Kaulukukui	
1947	8	5	0	.615	7-4-0	1-1-0	0-0-0	3	5	0	.375	-	-	-	-	-	-	-	Tom Kaulukukui	
1948	7	4	1	.625	6-3-1	1-1-0	0-0-0	1	4	0	.200	-	-	-	-	-	-	-	Tom Kaulukukui	
1949	6	3	0	.667	5-2-0	0-0-0	0-0-0	2	3	0	.400	-	-	-	-	-	-	-	Tom Kaulukukui	
1950	5	4	2	.545	5-3-1	0-1-1	0-0-0	3	4	1	.438	-	-	-	-	-	-	-	Tom Kaulukukui	
1951	4	7	0	.364	4-5-0	0-2-0	0-0-0	1	5	0	.167	-	-	-	-	-	-	-	Archie Kodros	
1952	5	5	2	.500	4-3-2	1-2-0	0-0-0	1	3	1	.300	-	-	-	-	-	-	-	Hank Vasconcellos	
1953	5	6	0	.455	5-3-0	0-3-0	0-0-0	1	3	0	.250	-	-	-	-	-	-	-	Hank Vasconcellos	
1954	4	4	0	.500	3-3-0	1-1-0	0-0-0	1	2	0	.333	-	-	-	-	-	-	-	Hank Vasconcellos	
1955	7	4	0	.636	6-3-0	1-1-0	0-0-0	1	3	0	.250	-	-	-	-	-	-	-	Hank Vasconcellos	
1956	7	3	0	.700	7-1-0	0-2-0	0-0-0	3	2	0	.600	-	-	-	-	-	-	0-1-0	Hank Vasconcellos	
1957	4	4	1	.500	2-3-1	2-1-0	0-0-0	3	3	0	.500	-	-	-	-	-	-	-	Hank Vasconcellos	
1958	5	7	0	.417	4-5-0	1-2-0	0-0-0	2	4	0	.333	-	-	-	-	-	-	-	Hank Vasconcellos	
1959	3	6	0	.333	1-5-0	2-1-0	0-0-0	3	5	0	.375	-	-	-	-	-	-	-	Hank Vasconcellos	
1960	3	7	0	.300	2-4-0	1-3-0	0-0-0	2	7	0	.222	-	-	-	-	-	-	-	Hank Vasconcellos	
1961	No Team																			
1962	6	2	0	.750	5-1-0	1-1-0	0-0-0	2	2	0	.500	-	-	-	-	-	-	-	Jim Asato	
1963	5	5	0	.500	4-4-0	1-1-0	0-0-0	1	4	0	.200	-	-	-	-	-	-	-	Jim Asato	
1964	4	5	0	.444	3-3-0	1-2-0	0-0-0	2	5	0	.286	-	-	-	-	-	-	-	Jim Asato	
1965	1	8	1	.150	1-5-1	0-3-0	0-0-0	1	7	0	.125	-	-	-	-	-	-	-	Clark Shaughnessy	
1966	4	6	0	.400	4-3-0	0-3-0	0-0-0	3	6	0	.333	-	-	-	-	-	-	-	Phil Sarboe	
1967	6	4	0	.600	5-3-0	1-1-0	0-0-0	6	4	0	.600	-	-	-	-	-	-	-	Don King	
1968	7	3	0	.700	7-1-0	0-2-0	0-0-0	6	3	0	.667	-	-	-	-	-	-	-	Dave Holmes	
1969	6	3	1	.650	4-3-1	2-0-0	0-0-0	6	3	1	.650	-	-	-	-	-	-	-	Dave Holmes	

YEAR-BY-YEAR RESULTS

YEAR	OVERALL			PCT	Home			Away			Neu.	COLLEGIATE				WAC				FINAL VS			HEAD COACH
	W	L	T		Home	Away	Neu.	W	L	T		PCT	W	L	T	PCT	FINISH	BOWL	RANK	TOP 25			
1970	9	2	0	.818	7-1-0	2-1-0	0-0-0	9	2	0	.818	-	-	-	-	-	-	-	-	-	Dave Holmes		
1971	7	4	0	.636	7-2-0	0-2-0	0-0-0	7	4	0	.636	-	-	-	-	-	-	-	0-1-0	-	Dave Holmes		
1972	8	3	0	.727	7-2-0	1-1-0	0-0-0	8	3	0	.727	-	-	-	-	-	-	-	0-1-0	-	Dave Holmes		
1973	9	2	0	.818	7-2-0	2-0-0	0-0-0	9	2	0	.818	-	-	-	-	-	-	-	-	-	Dave Holmes		
1974	6	5	0	.545	5-4-0	1-1-0	0-0-0	6	5	0	.545	-	-	-	-	-	-	-	-	-	Larry Price		
1975	6	5	0	.545	6-3-0	0-2-0	0-0-0	6	5	0	.545	-	-	-	-	-	-	-	1-0-0	-	Larry Price		
1976	3	8	0	.273	3-6-0	0-2-0	0-0-0	3	8	0	.273	-	-	-	-	-	-	-	0-1-0	-	Larry Price		
1977	5	6	0	.455	5-4-0	0-2-0	0-0-0	5	6	0	.455	-	-	-	-	-	-	-	-	-	Dick Tomey		
1978	6	5	0	.545	6-3-0	0-2-0	0-0-0	6	5	0	.545	-	-	-	-	-	-	-	0-2-0	-	Dick Tomey		
1979	6	5	0	.545	5-4-0	1-1-0	0-0-0	6	5	0	.545	3	4	0	.429	T4th	-	-	0-1-0	-	Dick Tomey		
1980	8	3	0	.727	6-2-0	2-1-0	0-0-0	8	3	0	.727	4	3	0	.571	3rd	-	-	-	-	Dick Tomey		
1981	9	2	0	.818	6-2-0	3-0-0	0-0-0	9	2	0	.818	6	1	0	.857	2nd	-	-	0-1-0	-	Dick Tomey		
1982	6	5	0	.545	5-3-0	1-2-0	0-0-0	6	5	0	.545	4	4	0	.500	5th	-	-	0-1-0	-	Dick Tomey		
1983	5	5	1	.500	4-3-1	1-2-0	0-0-0	5	5	1	.500	3	3	1	.500	5th	-	-	-	-	Dick Tomey		
1984	7	4	0	.636	6-3-0	1-1-0	0-0-0	7	4	0	.636	5	2	0	.714	2nd	-	-	0-1-0	-	Dick Tomey		
1985	4	6	2	.417	1-6-1	3-0-1	0-0-0	4	6	2	.417	4	3	1	.563	4th	-	-	0-2-0	-	Dick Tomey		
1986	7	5	0	.583	6-2-0	1-3-0	0-0-0	7	5	0	.583	4	4	0	.500	4th	-	-	0-1-0	-	Dick Tomey		
1987	5	7	0	.417	4-5-0	1-2-0	0-0-0	5	7	0	.417	3	5	0	.375	T6th	-	-	-	-	Bob Wagner		
1988	9	3	0	.750	6-3-0	3-0-0	0-0-0	9	3	0	.750	5	3	0	.625	T3rd	-	-	1-1-0	-	Bob Wagner		
1989	9	3	1	.731	9-1-1	0-2-0	0-0-0	9	3	1	.731	5	2	1	.688	3rd	Aloha	-	1-1-0	-	Bob Wagner		
1990	7	5	0	.583	6-2-0	1-3-0	0-0-0	7	5	0	.583	4	4	0	.500	5th	-	-	1-1-0	-	Bob Wagner		
1991	4	7	1	.375	3-4-0	1-3-1	0-0-0	4	7	1	.375	3	5	0	.375	5th	-	-	0-2-0	-	Bob Wagner		
1992	11	2	0	.846	7-0-0	3-2-0	1-0-0	11	2	0	.846	6	2	0	.750	T1st	Holiday	20	-	-	Bob Wagner		
1993	6	6	0	.500	6-2-0	0-4-0	0-0-0	6	6	0	.500	3	5	0	.375	8th	-	-	-	-	Bob Wagner		
1994	3	8	1	.292	2-5-1	1-3-0	0-0-0	3	8	1	.292	0	8	0	.000	10th	-	-	-	-	Bob Wagner		
1995	4	8	0	.333	3-4-0	1-4-0	0-0-0	4	8	0	.333	2	6	0	.250	9th	-	-	-	-	Bob Wagner		
1996	2	10	0	.167	2-6-0	0-4-0	0-0-0	2	10	0	.167	1	7	0	.125	7th	-	-	-	-	Fred vonAppen		
1997	3	9	0	.250	3-5-0	0-4-0	0-0-0	3	9	0	.250	1	7	0	.125	8th	-	-	-	-	Fred vonAppen		
1998	0	12	0	.000	0-8-0	0-4-0	0-0-0	0	12	0	.000	0	8	0	.000	8th	-	-	0-2-0	-	Fred vonAppen		
1999	9	4	0	.692	6-4-0	3-0-0	0-0-0	9	4	0	.692	5	2	0	.714	T1st	O'ahu	-	0-1-0	-	June Jones		
2000	3	9	0	.250	3-5-0	0-4-0	0-0-0	3	9	0	.250	2	6	0	.250	T6th	-	-	0-1-0	-	June Jones		
2001	9	3	0	.750	6-2-0	2-1-0	1-0-0	9	3	0	.750	5	3	0	.625	T4th	-	-	2-0-0	-	June Jones		
2002	10	4	0	.714	7-2-0	3-2-0	0-0-0	10	4	0	.714	7	1	0	.875	2nd	Hawai'i	-	1-0-0	-	June Jones		
2003	9	5	0	.643	7-1-0	2-4-0	0-0-0	9	5	0	.643	5	3	0	.625	T4th	Hawai'i	-	0-2-0	-	June Jones		
2004	8	5	0	.615	8-1-0	0-4-0	0-0-0	8	5	0	.615	4	4	0	.500	T5th	Hawai'i	-	0-1-0	-	June Jones		
2005	5	7	0	.417	3-4-0	2-3-0	0-0-0	5	7	0	.417	4	4	0	.500	5th	-	-	0-1-0	-	June Jones		
2006	11	3	0	.786	8-1-0	3-2-0	0-0-0	11	3	0	.786	7	1	0	.875	2nd	Hawai'i	-	0-1-0	-	June Jones		
2007	12	1	0	.923	7-0-0	5-0-0	0-1-0	12	1	0	.923	8	0	0	1.000	1st	Sugar	19	1-1-0	-	June Jones		
2008	7	7	0	.500	5-3-0	2-4-0	0-0-0	7	7	0	.500	5	3	0	.625	T2nd	Hawai'i	-	1-3-0	-	Greg McMackin		
2009	6	7	0	.462	4-3-0	2-4-0	0-0-0	6	7	0	.462	3	5	0	.575	T5th	-	-	0-1-0	-	Greg McMackin		



1925 FIGHTING DEANS

The 1925 Fighting Deans completed the school's second straight perfect season by winning all 10 games. During the 1924-25 seasons, the "Wonder Teams" outscored their opponents 606-29.



1992 RAINBOW WARRIORS

The 1992 Rainbow Warriors captured a share of the school's first WAC Championship and earned a trip to the Holiday Bowl, where they defeated Illinois, 27-17. The squad finished with a then-school record 11 wins against two losses.

H ALL-TIME RESULTS

The University of Hawai'i football program officially began as a club sport in 1909 as the "Fighting Deans," two years after the College of Hawai'i was founded. The College of Hawai'i became the University of Hawai'i in 1920. The University of Hawai'i became a member of the National Collegiate Athletic Association (NCAA) in 1946 and the football program played its first all-college schedule in 1966.




photo
unavailable

AUSTIN JONES

Years: 1909-11 (3)
Record: 8-6
Note: Program's first head coach

1909 (2-2)

Coch: Austin Jones

Date	School	Result	Score	Attendance
10/23	McKinley HS	W	6-5	2,500
10/30	O'ahu College (Punahou)	L	0-23	
11/13	McKinley HS	W	10-0	
11/20	O'ahu College (Punahou)	L	0-11	

1910 (4-2)

Coch: Austin Jones


Date	School	Result	Score
10/29	McKinley HS	W	16-0
11/05	McKinley HS	W	24-0
11/12	McKinley HS	W	36-0
11/19	O'ahu College (Punahou)	W	3-2
11/24	O'ahu College (Punahou)	L	0-9
12/03	O'ahu College (Punahou)	L	0-5

1911 (2-2)

Coch: Austin Jones

Date	School	Result	Score
10/28	McKinley HS	W	21-0
11/11	Punahou Academy	L	0-17
11/18	McKinley HS	W	6-3
11/30	Punahou Academy	L	5-29

1912-14 NO TEAMS



JOHN PEDEN

Years: 1915 (1)
Record: 5-5-1

1915 (5-5-1)

Coch: John Peden

Date	School	Result	Score
10/09	Kamehameha HS	L	0-7
10/16	McKinley HS	W	17-0
10/30	Punahou Academy	W	15-13
11/05	Mills (Mid-Pacific Inst.)	W	50-0
11/13	Punahou Academy	T	0-0
11/17	Kamehameha HS	W	20-16
11/20	McKinley HS	W	19-0




photo
unavailable


WILLIAM BRITTON

Years: 1916 (1)
Record: 3-2-1

1916 (3-2-1)

Coch: William Britton

Date	School	Result	Score
10/14	Punahou Academy	T	12-12
10/21	McKinley HS	W	14-0
10/27	Mills (Mid-Pacific Inst.)	W	38-6
11/04	Kamehameha HS	L	0-10
11/18	Kamehameha HS	W	9-6
11/25	National Guard	L	6-7



DAVID CRAWFORD

Years: 1917-19 (3)
Record: 11-1-2

1917 (4-0-1)

Coch: David Crawford

Date	School	Result	Score
10/06	Punahou Academy	T	0-0
10/13	Kamehameha HS	W	7-6
10/20	McKinley HS	W	48-0
10/27	Punahou Academy	W	21-0
11/3	Kamehameha HS	W	12-0

1918 (3-1)


Coch: David Crawford

Date	School	Result	Score
11/09	Aero Squadron	W	21-0
11/16	1st Infantry (Ft. Shafter)	L	7-34
11/23	Aero Squadron	W	27-7
11/28	Signal Corps	W	7-6

1919 (4-0-1)

Coch: David Crawford

Date	School	Result	Score
11/01	Outrigger Canoe Club	T	6-6
11/09	Outrigger Canoe Club	W	27-7
11/15	Schofield	W	10-6
11/29	Luke Field	W	68-0
12/06	Town Team	W	27-2



RAYMOND ELLIOT


Years: 1920 (1)
Record: 6-2
Notes: Coached first game against collegiate team - Nevada.

1920 (6-2)

Coch: Raymond Elliot

Date	School	Result	Score	Attendance
11/06	Pearl Harbor Navy	W	19-0	

11/13	Luke Field	W	47-0	
11/18	Punahou Academy	W	21-0	
11/27	Schofield	W	41-0	
12/04	Palama	W	7-0	
12/11	Outrigger Canoe Club	L	0-3	
12/18	Waikiki	W	23-14	
12/15	Nevada	L	0-14	4,000



OTTO "PROC" KLUM

Years: 1921-39 (19)
Record: 84-51-7
Note: Winningest coach in school history with 84 wins in 19 years.

1921 (3-3-2)

Coch: Otto "Proc" Klum

Date	School	Result	Score
10/08	Honolulu AC	L	6-7
10/14	Hawai'i Marines	T	0-0
10/29	National Guard	W	29-7
11/05	Pearl Harbor Navy	L	0-35
11/11	Palama	W	13-6
11/26	Outrigger Canoe Club	T	12-12
12/03	Town Team	W	7-0
12/26	Oregon	L	0-47

1922 (5-1-1)

Coch: Otto "Proc" Klum

Date	School	Result	Score
10/07	Field Artillery	W	20-0
10/14	Fort Ruger	W	88-0
11/04	National Guard	W	40-0
11/11	Palama	W	27-0
11/25	Navy	L	10-13
12/09	Town Team	T	6-6
12/25	Cal Poly-Pomona	W	25-6

1923 (5-1-2)

Coch: Otto "Proc" Klum

Date	School	Result	Score
09/29	Coast Defense	W	83-6
10/06	Town Team	W	13-0
10/20	Hawai'i Army	W	27-7
11/03	National Guard	W	10-0
11/12	Pearl Harbor Navy	T	19-19
11/29	at Cal Poly-Pomona	L	7-14
12/18	Town Team	T	6-6
01/01	Oregon State	W	7-0

1924 (8-0)

Coch: Otto "Proc" Klum

Date	School	Result	Score	Attendance
10/04	13th Field Artillery	W	41-0	
10/11	Town Team	W	21-6	
11/11	Army	W	37-0	
11/22	Navy	W	16-3	
11/29	Town Team	W	19-0	
12/06	Occidental	W	18-3	
12/13	Healani	W	20-0	
01/01	Colorado	W	13-0	10,000

1925 (10-0)

Coch: Otto "Proc" Klum

Date	School	Result	Score	Attendance
09/26	11th Field Artillery	W	68-0	
09/26	27th Infantry	W	20-0	
10/03	National Guard	W	86-0	
10/10	Healani	W	74-0	
10/24	Palama	W	42-0	
10/31	Pearl Harbor Navy	W	43-0	

11/11	Town Team	W	14-6	
11/26	at Occidental	W	13-0	35,000
12/12	Colorado State	W	41-0	
01/01	Washington State	W	20-11	12,000

1926 (5-4)

Coach: Otto "Proc" Klum

Date	School	Result	Score	Attendance
10/02	Field Artillery	W	101-0	
10/09	UH Alumni	L	0-2	
10/16	Healani	W	101-0	
10/30	National Guard	W	26-7	
11/11	Town Team	L	7-14	10,000
11/19	Navy	W	33-13	
12/04	SF Olympic Club	W	34-0	
12/18	Utah	L	7-17	
12/25	South Dakota State	L	2-9	

1927 (5-2)

Coach: Otto "Proc" Klum

Date	School	Result	Score	Attendance
10/08	UH Alumni	L	2-3	
10/22	O'ahu Blues	W	20-13	
11/02	Pearl Harbor Navy	W	24-7	
11/11	Town Team	W	10-0	
11/24	at Occidental	W	20-0	45,000
12/17	Utah State	W	21-20	
01/02	Santa Clara	L	12-18	16,000

1928 (2-5)

Coach: Otto "Proc" Klum

Date	School	Result	Score	Attendance
10/06	UH Alumni	L	6-13	
11/06	Mailes	L	13-38	
11/13	Palama	W	38-0	
11/24	Town Team	L	20-39	
12/08	Occidental	W	32-0	
12/15	Denver	L	12-13	
01/01	Oregon	L	0-6	

1929 (4-3)

Coach: Otto "Proc" Klum

Date	School	Result	Score	Attendance
10/05	UH Alumni	W	22-0	
10/15	Honolulu AC	W	14-0	
10/26	St. Louis Alumni	W	32-6	
11/11	Town Team	W	13-0	
11/23	at Oregon	L	0-7	12,000
12/14	Santa Clara	L	0-25	
01/01	Washington State	L	7-28	12,000

1930 (5-2)

Coach: Otto "Proc" Klum

Date	School	Result	Score	Attendance
09/27	UH Alumni	W	12-6	
10/08	Honolulu AC	W	28-0	9,500
10/22	St. Louis Alumni	W	19-7	7,500
10/29	Town Team	L	0-7	10,000
11/15	at Southern California	L	0-52	30,000
12/10	Brigham Young	W	49-13	10,000
01/01	Idaho	W	37-0	12,000

1931 (3-2-1)

Coach: Otto "Proc" Klum

Date	School	Result	Score	Attendance
10/24	St. Louis Alumni	L	13-20	6,000
11/04	McKinley Alumni	W	20-6	
11/18	Town Team	T	6-6	7,000
12/09	San Francisco	W	18-14	11,000
12/19	Drake	W	19-13	7,000
01/01	Oklahoma	L	0-7	10,000

1932 (2-1-1)

Coach: Otto "Proc" Klum

Date	School	Result	Score	Attendance
10/01	McKinley Alumni	L	0-13	3,000
10/19	Kamehameha Alumni	T	0-0	2,500
11/02	St. Louis Alumni	W	12-2	
11/19	Town Team	W	20-13	

1933 (4-3)

Coach: Otto "Proc" Klum

Date	School	Result	Score	Attendance
09/27	McKinley Alumni	W	13-7	7,000
10/11	St. Louis Alumni	L	0-14	6,000
10/25	Kamehameha Alumni	L	12-19	4,500
11/11	at Denver	W	7-6	
11/23	Hawai'i Navy	W	21-7	
12/02	Town Team (HC)	W	13-7	
01/01	Santa Clara (NYC)	L	7-26	12,755

1934 (6-0)

Coach: Otto "Proc" Klum

Date	School	Result	Score	Attendance
10/10	McKinley Alumni	W	13-0	
10/31	Town Team	W	26-7	13,000
11/16	Kamehameha Alumni	W	33-0	13,000
12/01	St. Louis Alumni	W	20-0	
12/15	Denver	W	36-14	18,000
01/01	California (NYC)	W	14-0	19,000

1935 (5-3)

Coach: Otto "Proc" Klum

Date	School	Result	Score	Attendance
09/27	St. Louis Alumni	W	18-0	9,000
10/04	McKinley Alumni	W	40-0	8,000
10/16	Kamehameha Alumni	W	19-7	12,000
10/25	Town Team	W	10-7	18,000
11/09	at Denver	L	7-14	15,000
11/15	at UCLA	L	6-19	15,000
12/14	Utah	W	21-20	17,000
01/01	Southern California (PB)	L	6-38	

1936 (3-5)

Coach: Otto "Proc" Klum

Date	School	Result	Score	Attendance
10/02	McKinley Alumni	L	0-26	10,000
10/09	Town Team	L	6-13	7,000
10/16	Kamehameha Alumni	L	13-20	5,000
10/23	McKinley Alumni	W	13-0	3,500
10/30	Kamehameha Alumni	L	12-18	5,000
12/02	Town Team	W	12-7	5,500
12/11	San Jose State	L	8-13	17,500
01/02	Honolulu All-Stars	W	18-12	5,000

1937 (2-6)

Coach: Otto "Proc" Klum

Date	School	Result	Score	Attendance
10/08	McKinley Alumni	W	21-13	4,500
10/15	Town Team	L	7-19	17,000
10/22	Kamehameha Alumni	L	6-27	8,000
11/12	Town Team	L	7-21	
11/19	Kamehameha Alumni	L	18-53	
12/04	San Jose State (S)	L	6-7	18,500
12/18	Denver	W	7-6	16,000
01/02	Washington (PB)	L	13-53	13,000

1938 (4-4)

Coach: Otto "Proc" Klum

Date	School	Result	Score	Attendance
10/07	Kamehameha Alumni	W	18-8	9,000
10/14	Town Team	W	19-12	15,000
10/21	Pearl Harbor Navy	W	33-0	16,000
11/12	at Denver	L	12-20	
11/18	at Fresno State	L	13-15	5,000

12/03	San Jose State (S)	W	13-12	18,000
12/17	Utah	L	13-14	18,000
01/02	UCLA (PB)	L	7-32	18,000

1939 (3-6)

Coach: Otto "Proc" Klum

Date	School	Result	Score	Attendance
10/06	Polar Bears	W	12-6	18,000
10/13	Healani	L	13-24	14,000
10/20	Pearl Harbor Navy	W	30-0	9,000
10/26	Polar Bears	L	6-7	13,000
11/11	at Utah	L	19-34	15,000
11/15	at San Diego State	W	13-0	4,000
12/02	Fresno State (S)	L	2-38	21,000
12/16	Pacific	L	6-19	18,000
01/01	Oregon State (PB)	L	6-39	13,000



EUGENE "LUKE" GILL

Years: 1940-41 (2)
 Record: 10-6
 Note: Served as co-coach in 1941, the last season before World War II.

1940 (2-5)

Coach: Eugene "Luke" Gill


Date	School	Result	Score	Attendance
10/18	Polar Bears	L	28-35	15,000
10/25	Healani	L	13-28	15,000
11/01	Polar Bears	W	21-20	
11/15	Healani	L	4-25	7,000
12/07	San Diego State (S)	W	33-7	22,000
12/14	Denver	L	16-19	22,000
01/01	Fresno State (PB)	L	0-3	20,000

1941 (8-1)

Coaches: Eugene "Luke" Gill & Tom Kaulukukui

Date	School	Result	Score	Attendance
09/14	at Pacific	W	14-0	12,000
09/20	at Portland	W	33-6	9,000
10/10	Hawai'i Bears	W	20-6	19,000
10/17	Na Alii	W	19-6	15,000
10/27	Healani	L	6-26	19,000
11/07	Na Alii	W	33-14	4,000
11/19	Hawai'i Bears	W	27-13	5,500
11/26	Healani	W	21-6	11,000
12/06	Willamette (S)	W	20-6	24,000

1942-45 NO TEAMS



TOM KAULUKUKUI

Years: 1941, '46-50 (6)
 Record: 42-19-3
 Note: Former All-American led UH to 3 Pineapple Bowl victories.

1946 (8-2, Independent)

Coach: Tom Kaulukukui

Date	School	Result	Score	Attendance
09/25	Hawaiian Pine	W	14-6	8,000
10/02	Kaala	W	44-0	3,500
10/09	Olympic	W	27-0	
10/16	Lanakila	W	73-6	2,500
11/01	at Pacific	W	19-13	7,000
11/11	at Fresno State	W	7-2	15,000
11/27	Healani	W	58-6	

ALL-TIME RESULTS

12/07	Nevada (S)	L	7-26	25,000
12/23	Stanford	L	7-18	17,000
01/01	Utah (PB)	W	19-16	22,000

1947 (8-5, Independent)

Coach: Tom Kaulukukui

Date	School	Result	Score	Attendance
09/17	Moiliili Bears	W	18-6	19,000
09/27	St. Mary's (CA)	L	7-27	27,000
10/04	at Utah	L	0-35	23,518
10/11	at Montana State	W	14-0	10,000
10/22	Olympic	W	40-15	5,000
10/29	Kaialums	W	65-0	
11/05	Leialums	W	26-0	10,000
11/12	Mickalums	W	33-13	
11/29	Michigan State	L	19-58	14,000
12/06	Fresno State (S)	W	27-13	26,000
12/13	Denver	L	0-27	5,000
12/20	Montana	L	12-14	5,000
01/01	Redlands (PB)	W	33-32	12,000

1948 (7-4-1, Independent)


Coach: Tom Kaulukukui

Date	School	Result	Score	Attendance
09/07	Kauai Broncos	W	20-0	2,000
09/17	Cardinals	W	47-0	7,000
09/22	Islanders	T	20-20	2,000
10/02	at Michigan State	L	21-68	30,281
10/09	at Redlands	W	55-0	
10/21	Olympic	W	52-12	2,000
11/03	Leilehua Vandals	W	53-7	18,000
11/11	Ford Island	W	39-6	14,000
11/24	Leilehua Vandals	W	14-7	
12/04	Texas Mines (UTEP)	L	6-49	14,000
12/17	Nevada	L	12-73	11,000
01/01	Oregon State (PB)	L	27-47	14,000

1949 (6-3, Independent)

Coach: Tom Kaulukukui

Date	School	Result	Score	Attendance
09/23	Moiliili Cards	W	59-6	9,000
10/01	at Texas Western (UTEP)	L	7-14	15,000
10/07	at Denver	W	27-14	15,000
10/28	Islanders	W	98-7	5,500
11/04	Moiliili Cards	W	34-0	2,500
11/11	Leilehua	W	76-6	2,000
12/02	Fresno State	W	41-14	15,000
12/16	Pacific (HC)	L	0-75	28,000
01/02	Stanford (PB)	L	20-74	20,000



HARRY "CLOWN" KAHUANUI

1950 (5-4-2, Independent)

Coach: Tom Kaulukukui

Date	School	Result	Score	Attendance
09/20	San Diego State	L	27-49	12,000
09/27	Leilehua	T	6-6	
10/06	at Fresno State	L	20-34	11,000
10/14	at Willamette	T	21-21	
10/20	College of Idaho	W	43-14	
11/08	Islanders	W	41-6	
11/17	Brigham Young	W	39-7	12,000
11/22	Cardinals	W	24-6	
12/01	Texas Western (UTEP)	L	13-46	12,000
12/16	Utah (HC)	L	28-40	7,000
01/01	Denver (PB)	W	28-27	11,000



ARCHIE KODROS

Years: 1951 (1)
Record: 4-7

1951 (4-7, Independent)

Coach: Archie Kodros

Date	School	Result	Score	Attendance
09/12	Town Team	W	8-2	18,000
09/22	at Tulsa	L	0-58	15,000
09/29	at Brigham Young	L	7-20	8,000
10/06	Cincinnati	L	0-34	20,000
10/24	Mickalums	W	40-20	1,000
11/07	Town Team	W	47-13	1,500
11/18	Sub Pac (San Diego)	L	33-35	14,000
11/30	College of Idaho	W	31-13	11,000
12/16	Pendleton	L	26-31	5,000
12/21	Arizona (HC)	L	21-32	
01/01	San Diego State (PB)	L	13-34	10,000



HANK VASCONCELLOS

Years: 1952-60 (9)
Record: 43-46-3
Note: Coached UH to a 6-0 upset of Nebraska in Lincoln.

1952 (5-5-2, Independent)

Coach: Hank Vasconcellos

Date	School	Result	Score	Attendance
09/12	Town Team	W	42-0	20,000
09/20	at Arizona	L	7-57	18,000
09/26	at Lewis & Clark	W	21-20	3,700
10/04	at Texas Western (UTEP)	L	26-42	10,000
10/15	Hawaiian AC	W	47-0	
10/22	Barber's Point	W	40-20	
10/30	Hawai'i 49ers	T	21-21	9,000
11/05	Town Team	W	40-7	900
11/16	Hawai'i 49ers	L	14-41	
11/28	Willamette (HC)	T	7-7	8,500
12/05	Pacific	L	13-49	7,000
12/13	Barber's Point	L	7-16	

1953 (5-6, Independent)

Coach: Hank Vasconcellos

Date	School	Result	Score	Attendance
09/04	Islanders	W	13-6	22,000
09/17	Kaneohe Marines	W	22-13	7,500
09/26	at San Diego State	L	7-40	
10/03	at Utah	L	24-47	
10/10	at Pacific	L	8-26	11,000

10/21	Pearl Harbor Navy	L	7-12	
11/01	Hawai'i 49ers	L	13-27	6,000
11/08	Pacific Army	W	28-6	
11/15	Barber's Point	W	26-0	500
11/22	Pearl Harbor Marines	L	7-27	3,000
12/04	Lewis & Clark (HC)	W	34-12	7,500

1954 (4-4, Independent)

Coach: Hank Vasconcellos

Date	School	Result	Score	Attendance
09/03	Prep All-Stars	W	14-13	20,000
09/18	at Arizona State	L	14-28	12,000
09/25	at Fresno State	W	25-20	10,000
10/06	Pearl Harbor Navy	W	28-27	4,500
10/13	Hawai'i Rams	L	0-13	6,000
10/24	Pacific Army	L	7-14	
11/14	Hawai'i Marines	W	45-13	
11/26	Nebraska (HC)	L	0-50	20,000

1955 (7-4, Independent)

Coach: Hank Vasconcellos

Date	School	Result	Score	Attendance
09/02	Prep All-Stars	W	33-7	18,000
09/17	at Nebraska	W	6-0	23,000
09/23	at San Jose State	L	0-34	16,000
10/07	Pearl Harbor Navy	W	19-12	6,000
10/28	Hawai'i Marines	W	20-19	9,000
11/05	Pearl Harbor Navy	W	25-0	7,000
11/16	Hawai'i Rams	W	26-12	5,000
11/21	Hawai'i Marines (forfeit)	L	0-2	
11/26	Fresno State	L	18-20	9,000
12/02	Arizona State (HC)	L	6-39	13,000
12/11	Hawai'i Rams	W	34-21	1,000

1956 (7-3, Independent)

Coach: Hank Vasconcellos

Date	School	Result	Score	Attendance
08/31	Prep All-Stars	W	21-7	22,000
09/21	Pearl Harbor Navy	W	59-7	
09/28	Humboldt State	W	33-6	12,000
10/07	Hawai'i Rams	W	32-7	1,000
10/20	at (#15) Iowa	L	0-34	40,000
10/27	at Fresno State	L	20-39	7,000
11/09	Southern Oregon	W	59-0	5,500
11/18	Hawai'i Marines	L	2-7	4,000
11/24	Lewis & Clark	W	45-6	6,000
11/30	San Jose State (HC)	W	20-0	6,000

1957 (4-4-1, Independent)

Coach: Hank Vasconcellos

Date	School	Result	Score	Attendance
09/14	at Utah State	L	12-26	5,000
09/21	at Lewis & Clark	W	40-6	
09/28	at Humboldt State	W	26-0	5,000
10/11	Willamette	W	27-0	11,000
10/27	Pearl Harbor Navy	W	26-7	
11/03	Hawai'i Marines	T	7-7	9,000
11/11	Hawai'i Rams	L	6-7	5,000
11/22	Fresno State (HC)	L	8-31	9,000
11/30	San Jose State (S)	L	0-12	13,000

1958 (5-7, Independent)

Coach: Hank Vasconcellos

Date	School	Result	Score	Attendance
08/22	Honolulu All-Stars	W	6-0	23,000
09/13	at Kentucky	L	0-51	16,000
09/20	at Arizona State	L	6-47	
09/27	at San Jose State	W	8-6	11,500
10/10	San Diego Marines	L	0-27	5,000
10/19	Hawai'i Rams	W	12-7	2,000
10/26	Hawai'i Marines	L	23-28	3,000
11/02	Hawai'i Rams	L	6-8	2,000
11/08	Hawai'i Marines	W	12-8	4,000
11/14	Humboldt State	L	6-12	
11/29	Idaho State	W	40-19	2,000
12/06	Utah (HC, S)	L	20-47	18,000

1959 (3-6, Independent)

Coach: Hank Vasconcellos


Date	School	Result	Score	Attendance
08/21	Hawai'i All-Stars	L	0-13	18,792
09/19	at Southern Oregon	W	20-13	
09/26	at Idaho State	W	14-8	5,000
10/03	at San Jose State	L	14-44	
10/30	Pacific (S)	L	0-6	20,000
11/13	Cal State-LA	W	27-6	7,000
11/27	Fresno State	L	13-22	8,000
12/04	Arizona State	L	6-14	8,000
12/11	Utah State (HC)	L	6-48	7,000

1960 (3-7, Independent)

Coach: Hank Vasconcellos

Date	School	Result	Score	Attendance
08/26	Honolulu All-Stars	W	7-0	21,127
09/10	at Cal State-LA	W	20-7	7,800
09/17	at Utah	L	6-33	16,160
09/24	at Fresno State	L	7-17	20,000
10/01	at Pacific	L	20-28	8,000
10/23	Idaho	L	6-14	12,000
10/28	Humboldt State	L	15-29	9,000
11/11	Lewis & Clark (HC)	L	13-18	7,000
11/25	Brigham Young	W	13-6	10,000
12/02	San Jose State	L	6-48	20,000

1961 NO TEAM



JIM ASATO

Years: 1962-64 (3)
Record: 15-12
Note: Posted 6-2 record in 1962 following one-year hiatus.

1962 (6-2, Independent)

Coach: Jim Asato

Date	School	Result	Score	Attendance
09/12	Old Timers	W	19-14	3,000
09/22	at Cal Western (USIU)	W	14-8	6,000
09/29	at Cal State-LA	L	6-10	3,267
10/17	Kaimuki Spartans	W	27-0	1,039
10/31	Tantalus Rangers	W	13-0	2,000
11/07	Waikiki Surfers	W	19-0	2,000
11/24	Willamette (HC)	W	14-12	12,038
11/30	San Jose State (S)	L	0-19	13,547

1963 (5-5, Independent)

Coach: Jim Asato

Date	School	Result	Score	Attendance
09/19	AAH All-State	W	25-12	2,000
09/28	at Humboldt State	L	13-30	5,500
10/05	at Redlands	W	7-6	
10/17	AAH All-Stars	W	26-14	1,415
10/23	Hawai'i Colts	W	21-14	8,000
11/02	Cal State-LA	L	7-43	7,576
11/13	Hawai'i Colts	W	28-0	2,468
11/26	Cal Western (HC-USIU)	L	13-16	4,303
11/30	Service Stars	L	20-26	3,171
12/06	Pacific (S)	L	0-6	8,560

1964 (4-5, Independent)

Coach: Jim Asato

Date	School	Result	Score	Attendance
09/07	Hawai'i 49ers	W	6-2	5,023
09/19	at Cal Western (USIU)	W	24-3	23,400
09/26	at Cal State-LA	L	0-43	4,073
10/03	at Fresno State	L	0-28	8,500
10/16	Humboldt State	L	14-19	3,353
11/13	Redlands (S)	W	26-0	10,351

11/20	New Mexico (HC)	L	0-20	5,000
11/27	Service Stars	W	28-3	2,641
12/04	Colorado State	L	6-13	4,096



CLARK SHAUGHNESSY

Years: 1965 (1)
Record: 1-8-1
Note: Inducted into College Football Hall of Fame in 1968.

1965 (1-8-1, Independent)

Coach: Clark Shaughnessy

Date	School	Result	Score	Attendance
09/04	Hawai'i Colts	T	26-26	4,006
09/11	at Utah State	L	12-31	7,000
09/18	at Colorado State	L	6-54	11,700
09/25	Humboldt State	L	6-14	5,500
10/02	at Pacific	L	0-21	4,000
10/30	Cal State-LA (S)	L	7-37	14,000
11/13	UC Santa Barbara	L	0-3	2,807
11/20	Cal Western (HC-USIU)	W	10-8	
11/27	Fresno State	L	3-7	2,356
12/03	Service Stars	L	15-26	1,807




PHIL SARBOE

Years: 1966 (1)
Record: 4-6
Note: Played three seasons in NFL...former Washington State coach.

1966 (4-6, Independent)

Coach: Phil Sarboe

Date	School	Result	Score	Attendance
09/17	at Fresno State	L	27-28	12,000
09/24	at UC Santa Barbara	L	6-24	
10/01	British Columbia	W	27-6	6,734
10/08	at Air Force	L	0-54	37,786
10/15	Humboldt State	W	7-0	4,500
10/22	Pacific	L	0-41	7,000
10/29	Cal Western (USIU)	W	21-17	
11/05	Whitworth	W	12-6	1,000
11/19	Parsons (HC)	L	10-21	7,500
11/26	Utah State (S)	L	0-48	10,000



DON KING


Years: 1967 (1)
Record: 6-4
Notes: UH's third coach in three years.

1967 (6-4, Independent)

Coach: Don King

Date	School	Result	Score	Attendance
09/23	Linfield	L	13-15	20,000
09/30	Lewis & Clark	W	34-3	15,000
10/14	Central Washington	W	30-7	20,000
10/21	at Humboldt State	L	0-13	3,500
10/28	Cal State-LA	L	3-9	17,500
11/04	Idaho State	W	21-6	11,500
11/11	UC Santa Barbara (S)	W	15-7	17,500
11/18	at Cal Western (USIU)	W	40-14	4,000

11/25	Fresno State (HC)	W	29-19	18,500
12/02	Utah	L	20-25	18,500



DAVE HOLMES

Years: 1968-73 (6)
Record: 46-17-1
Note: Guided teams to six winning seasons and two 9-win campaigns.

1968 (7-3, Independent)

Coach: Dave Holmes

Date	School	Result	Score	Attendance
09/21	Humboldt State	W	34-20	15,478
09/28	Puget Sound	W	38-28	15,440
10/05	British Columbia	W	48-0	15,891
10/12	at UC Santa Barbara	L	14-49	8,500
10/19	Santa Clara (S)	W	23-12	19,852
11/02	at Cal State-LA	L	33-46	2,914
11/09	Whitworth	W	54-14	8,721
11/16	Linfield	W	35-13	12,950
11/23	Nevada (HC)	W	21-0	14,005
11/30	California	L	12-17	19,042

1969 (6-3-1, Independent)

Coach: Dave Holmes

Date	School	Result	Score	Attendance
09/20	New Mexico Highlands	T	16-16	21,447
09/27	Central Washington	W	38-6	14,840
10/04	at Puget Sound	W	30-20	7,000
10/11	Long Beach State	L	14-28	11,515
10/18	at Santa Clara	W	33-26	7,133
10/25	UNLV (HC)	W	57-19	15,965
11/01	Cal State-LA (S)	W	52-28	20,223
11/15	Linfield	W	41-14	13,282
11/22	UC Santa Barbara	L	16-21	15,290
11/29	Oregon	L	16-57	21,717

1970 (9-2, Independent)

Coach: Dave Holmes

Date	School	Result	Score	Attendance
09/19	U.S. International	W	14-13	16,889
09/26	at Long Beach State	W	23-14	10,351
10/03	Santa Clara	W	39-24	16,175
10/10	Cal Poly-Pomona	W	29-10	16,410
10/24	at UC Santa Barbara	L	20-22	5,000
10/31	Cal State-LA (HC)	W	31-7	10,121
11/07	at UNLV	W	28-21	5,002
11/14	Linfield	W	19-17	17,181
11/21	Pacific (S)	W	14-0	17,362
11/28	Fresno State	W	49-0	9,319
12/05	New Mexico Highlands	L	10-21	14,503

1971 (7-4, Independent)

Coach: Dave Holmes

Date	School	Result	Score	Attendance
09/25	Linfield	W	44-6	18,132
10/02	at Fresno State	L	8-19	10,500
10/09	Cal State-LA	W	26-0	14,449
10/16	Santa Clara	W	32-14	15,224
10/23	New Mexico Highlands	W	28-9	14,069
10/30	UC Santa Barbara (HC)	W	23-14	12,624
11/06	at Pacific	L	17-40	6,226
11/13	Montana (S)	W	25-11	19,025
11/20	Long Beach State	L	21-46	14,510
11/27	New Mexico	W	28-21	14,792
12/04	(#1) Nebraska	L	3-45	23,002

1972 (8-3, Independent)

Coach: Dave Holmes

Date	School	Result	Score	Attendance
09/16	at Portland State	W	38-13	5,514
09/23	Cal Lutheran	W	38-10	17,590
10/07	Puget Sound	W	27-10	17,067
10/14	Cal State Fullerton (HC)	W	49-15	16,324
10/21	Montana	W	30-3	17,901
10/28	at (#16) Tennessee	L	2-34	63,903
11/04	Grambling	L	7-46	23,003
11/11	Northern Arizona (S)	W	20-13	13,100
11/18	Linfield	W	36-17	12,769
11/25	San Jose State	W	28-14	14,912
12/02	Stanford	L	7-39	18,397

1973 (9-2, Independent)

Coach: Dave Holmes

Date	School	Result	Score	Attendance
09/15	at Washington	W	10-7	52,500
09/22	at Fresno State	W	13-10	8,683
09/29	Texas Southern	W	24-21	23,500
10/06	Cal State-LA	W	16-9	23,015
10/20	Puget Sound	W	30-7	23,000
10/27	UNLV	W	31-29	23,011
11/03	Cal State Northridge (HC)	W	28-3	19,281
11/10	Santa Clara (S)	W	40-9	22,987
11/17	Pacific	L	3-28	23,206
11/24	San Jose State	L	3-23	20,777
12/01	Utah	W	7-6	15,662



LARRY PRICE

Years: 1974-76 (3)
Record: 15-18
Note: Led UH to Division I status.

1974 (6-5, Independent)

Coach: Larry Price

Date	School	Result	Score	Attendance
09/14	Brigham Young	W	15-13	23,000
09/21	Humboldt State	W	35-9	18,555
10/05	at Pacific	W	23-14	11,842
10/19	Long Beach State	W	28-21	20,278
10/26	at UNLV	L	8-33	15,418
11/02	Western Illinois	L	0-31	18,372
11/09	San Jose State	L	11-32	13,629
11/16	Santa Clara (S)	L	3-9	14,064
11/23	Fresno State (HC)	W	21-7	10,628
11/30	Rutgers	W	28-16	16,308
12/07	Arizona State	L	3-26	23,000

1975 (6-5, Independent)

Coach: Larry Price

Date	School	Result	Score	Attendance
09/13	Texas A&I	L	9-43	32,247
09/20	Grambling	L	6-20	29,422
10/04	at Rutgers	L	3-7	17,000
10/18	Portland State	W	24-7	20,157
10/25	Santa Clara (HC)	W	48-40	21,133
11/01	Cal State Fullerton	W	16-7	19,178
11/08	at Long Beach State	L	0-10	13,210
11/15	UTEP	W	21-9	18,664
11/22	Pacific (S)	W	17-10	21,208
11/29	(#15) San Jose State	W	30-20	21,697
12/04	Tennessee	L	6-28	40,585

1976 (3-8, Independent)

Coach: Larry Price

Date	School	Result	Score	Attendance
09/11	at San Jose State	L	7-48	19,500

09/18	Texas A&I	L	21-56	22,708
09/25	at Pacific	L	12-21	8,625
10/02	Grambling	L	23-34	20,891
10/16	Portland State (HC)	W	20-17	18,860
10/30	Cal State Fullerton	W	27-7	17,207
11/06	Kent	L	6-27	17,447
11/13	Montana State (S)	L	7-28	20,515
11/20	UTEP	W	28-12	14,169
11/27	Oregon State	L	0-59	16,594
12/04	(#19) Nebraska	L	3-68	33,737



DICK TOMEY

Years: 1977-86 (10)
Record: 63-46-3
Note: Circle of Honor inductee, who guided UH into WAC.

1977 (5-6, Independent)

Coach: Dick Tomey

Date	School	Result	Score	Attendance
09/10	New Mexico	L	26-35	26,532
09/17	Colorado State	L	16-20	26,193
09/24	Idaho	W	45-26	25,463
10/01	SW Louisiana	W	20-6	31,762
10/08	at Pacific	L	7-37	10,364
10/15	Southern Mississippi	L	26-28	26,474
10/22	Portland State (HC)	W	21-12	29,949
11/05	at San Jose State	L	14-24	8,145
11/19	Bowling Green State	W	41-21	28,034
11/26	South Carolina	W	24-7	30,146
12/03	Arizona	L	10-17	30,994

1978 (6-5, Independent)

Coach: Dick Tomey

Date	School	Result	Score	Attendance
09/09	New Mexico	W	22-16	40,701
09/16	at (#12) Nebraska	L	10-56	75,615
09/30	Cal State Fullerton	W	42-33	36,618
10/07	San Jose State	W	25-11	36,049
10/14	at UNLV	L	20-30	17,010
10/28	Pacific (HC)	L	17-27	36,867
11/04	UTEP	W	35-13	27,240
11/11	New Mexico State	W	35-20	25,193
11/18	Wyoming (S)	W	27-22	40,182
11/25	Brigham Young	L	13-31	35,678
12/02	(#3) USC	L	5-21	48,767

1979 (6-5/3-4 WAC, T4th)

Coach: Dick Tomey

Date	School	Result	Score	Attendance
09/08	Utah*	L	23-27	41,511
09/22	New Mexico*	W	20-3	40,079
09/29	UNLV*	L	31-48	44,143
10/05	at (#20) Brigham Young*	L	15-38	34,741
10/13	Santa Clara	W	52-3	35,455
10/20	Prairie View	W	65-0	28,839
10/27	at UTEP*	W	27-12	26,003
11/03	Temple (HC)	L	31-34	33,742
11/17	Wyoming* (S)	L	13-21	36,743
11/24	Colorado State*	W	24-10	31,812
12/01	Arizona State	W	29-17	42,040

1980 (8-3/4-3 WAC, 3rd)

Coach: Dick Tomey

Date	School	Result	Score	Attendance
09/13	Abilene Christian	W	41-0	46,649
09/20	Pacific	W	25-14	43,900
09/27	at Wyoming*	L	20-45	20,883
10/04	UTEP*	L	14-34	40,421
10/11	West Virginia (HC)	W	16-13	41,889
10/18	at New Mexico*	W	31-14	15,813
10/25	Brigham Young*	L	7-34	49,139

11/01	Cal State Fullerton	W	31-21	38,166
11/08	San Diego State*	W	31-6	36,485
11/15	at UNLV*	W	24-19	27,239
11/29	Air Force*	W	20-12	46,203

1981 (9-2/6-1 WAC, 2nd)

Coach: Dick Tomey

Date	School	Result	Score	Attendance
09/19	Cal State Fullerton	W	38-12	45,061
09/26	Idaho	W	21-6	43,719
10/10	at Wyoming*	W	14-9	19,931
10/17	New Mexico*	W	23-13	46,692
10/24	at San Diego State*	W	28-10	33,167
10/31	UNLV* (HC)	W	57-21	46,153
11/07	at UTEP*	W	35-7	9,600
11/14	(#17) Brigham Young*	L	3-13	45,355
11/21	Pacific	L	17-23	36,368
11/28	Colorado State*	W	59-6	32,955
12/05	South Carolina	W	33-10	43,958

1982 (6-5/4-4 WAC, 5th)

Coach: Dick Tomey

Date	School	Result	Score	Attendance
09/11	Montana	W	40-0	43,317
09/18	at Colorado State*	W	23-13	24,290
09/25	UTEP*	W	17-10	42,924
10/02	Wyoming*	L	10-28	43,493
10/09	Utah*	W	10-7	43,381
10/16	at Brigham Young*	L	25-39	65,178
10/30	Cal State Fullerton	W	9-3	34,133
11/06	San Diego State* (HC)	L	28-31	42,050
11/20	at New Mexico*	L	17-41	23,028
11/27	Air Force*	W	45-21	40,019
12/04	(#3) Nebraska	L	16-37	46,866

1983 (5-5-1/3-3-1 WAC, 5th)

Coach: Dick Tomey

Date	School	Result	Score	Attendance
09/10	Colorado State*	W	34-0	43,266
09/17	Long Beach State	L	21-23	46,350
09/24	at Utah*	L	25-28	30,258
10/01	San Diego State*	T	27-27	34,153
10/15	at UNLV	W	23-0	16,520
10/22	New Mexico* (HC)	W	25-16	47,799
10/29	UTEP*	W	25-24	40,785
11/05	at Air Force*	L	10-45	26,501
11/19	Pacific	W	31-21	38,290
11/26	Wyoming*	L	13-31	43,352
12/03	Oklahoma	L	17-21	45,143

1984 (7-4/5-2 WAC, 2nd)

Coach: Dick Tomey

Date	School	Result	Score	Attendance
09/08	Cal State Fullerton	L	13-21	45,066
09/15	at Colorado State*	L	3-10	25,754
09/22	(#4) Brigham Young*	L	13-18	50,000
09/29	UNLV	W	16-12	41,904
10/06	Fresno State	W	27-15	41,999
10/13	at UTEP*	W	24-20	21,121
10/20	Utah*	W	20-17	43,804
10/27	San Diego State*	W	16-10	44,017
11/03	Wyoming* (HC)	W	31-28	48,804
11/24	New Mexico*	W	48-13	46,290
12/01	Iowa	L	6-17	50,000

1985 (4-6-2/4-3-1 WAC, 4th)

Coach: Dick Tomey


Date	School	Result	Score	Attendance
08/31	Kansas	L	27-33	46,626
09/14	Utah*	L	27-29	46,591
09/21	Long Beach State	L	30-33	43,076
10/05	at Fresno State	T	24-24	29,676
10/12	at Wyoming*	W	26-18	14,433
10/19	Pacific	L	15-24	41,500
10/26	at New Mexico*	W	27-17	19,111
11/02	Colorado State* (HC)	W	34-14	43,451

11/09	at UTEP*	W	23-7	12,910
11/23	(#10) Air Force*	L	20-27	50,000
11/30	San Diego State*	T	10-10	40,316
12/07	(#9) Brigham Young*	L	6-26	47,482

1986 (7-5/4-4 WAC, 4th)

Coach: Dick Tomey

Date	School	Result	Score	Attendance
08/30	at Air Force*	L	17-24	46,242
09/06	Wisconsin	W	20-17	45,403
09/20	UTEP*	W	31-21	46,427
10/04	New Mexico*	W	27-10	46,119
10/18	at Colorado State*	L	7-31	28,310
10/25	Cal State Fullerton	W	26-15	40,423
11/01	at Utah*	W	33-13	26,274
11/08	Brigham Young* (HC)	L	3-10	50,000
11/15	Fresno State	W	24-13	40,487
11/22	at San Diego State*	L	5-35	23,838
11/29	Wyoming*	W	35-19	40,383
12/06	(#4) Michigan	L	10-27	50,000



BOB WAGNER

Years: 1987-95 (9)
Record: 58-49-3
 Note: Coached first WAC championship team, first mainland bowl game.

1987 (5-7/3-5 WAC, T6th)

Coach: Bob Wagner

Date	School	Result	Score	Attendance
09/05	Cal State Fullerton	W	44-0	45,408
09/12	at Wisconsin	L	7-28	53,509
09/26	at UTEP*	L	13-37	46,921
10/03	Yale	W	62-10	43,238
10/10	at New Mexico*	W	41-31	15,565
10/17	Utah*	W	25-14	41,133
10/24	Brigham Young*	L	14-16	50,000
10/31	San Diego State* (HC)	L	21-29	41,437
11/07	Colorado State*	W	39-38	38,578
11/21	Air Force*	L	31-34	43,340
11/28	Wyoming*	L	20-24	39,690
12/05	Arkansas	L	20-38	42,712

1988 (9-3/5-3 WAC, T3rd)

Coach: Bob Wagner

Date	School	Result	Score	Attendance
09/03	(#9) Iowa	W	27-24	46,721
09/10	at Colorado State*	W	31-23	21,741
09/17	San Jose State	W	36-27	45,683
09/24	at Utah*	W	48-20	32,892
10/08	UTEP*	L	25-42	50,000
10/15	at San Diego State*	W	32-30	27,142
10/22	Brigham Young*	L	23-24	50,089
10/29	Long Beach State	W	34-31	37,498
11/05	New Mexico* (HC)	W	45-3	39,953
11/19	(#16) Wyoming*	L	22-28	43,177
11/26	Air Force*	W	19-14	43,942
12/03	Oregon	W	41-17	44,801

1989 (9-3-1/5-2-1 WAC, 3rd)

Coach: Bob Wagner

Date	School	Result	Score	Attendance
09/02	Tulane	W	31-26	47,489
09/09	Long Beach State	W	63-10	42,317
09/16	at Wyoming*	L	15-20	20,102
09/23	Utah*	W	67-20	42,417
09/30	New Mexico*	W	60-14	41,706
10/07	San Diego State*	W	31-24	42,958
10/21	at Colorado State*	L	16-31	29,774
10/28	(#18) Brigham Young*	W	56-14	50,000

11/04	UTEP* (HC)	W	26-7	44,752
11/11	Pacific	W	34-26	39,167
11/25	Oregon State	W	23-21	45,763
12/09	Air Force*	T	35-35	48,799
12/25	(#22) Michigan State (EAB)L	L	13-33	50,000

1990 (7-5/4-4 WAC, 5th)

Coach: Bob Wagner

Date	School	Result	Score	Attendance
09/01	(#13) Texas A&M	L	13-28	45,700
09/08	at Air Force*	L	3-27	40,213
09/22	at Utah*	W	19-7	29,140
10/06	Maine	W	44-3	41,264
10/13	at UTEP*	L	10-12	16,121
10/20	Cal State Fullerton	W	45-21	37,712
10/27	Pacific (HC)	W	35-24	39,941
11/03	New Mexico*	W	43-16	38,626
11/10	at San Diego State*	L	38-44	20,450
11/17	Wyoming*	W	38-17	39,103
11/24	Colorado State*	L	27-30	39,000
12/01	(#4) Brigham Young*	W	59-28	49,695

1991 (4-7-1/3-5 WAC, 5th)

Coach: Bob Wagner

Date	School	Result	Score	Attendance
08/31	at Wyoming*	W	32-17	22,508
09/07	at (#15) Iowa	L	10-53	70,044
09/14	New Mexico*	W	35-13	43,300
09/21	Pacific	W	30-21	39,928
09/28	at Colorado State*	L	16-28	30,476
10/05	San Diego State* (HC)	L	21-47	44,023
10/19	at Brigham Young*	L	18-35	65,866
11/02	Utah*	W	52-26	42,781
11/09	UTEP*	L	24-41	40,356
11/16	at San Jose State	T	35-35	20,289
11/23	Air Force*	L	20-24	43,760
11/30	(#18) Notre Dame	L	42-48	50,000

1992 (11-2/6-2 WAC, T1st)

Coach: Bob Wagner

Date	School	Result	Score	Attendance
09/05	at Oregon	W	24-21	32,560
09/12	at Air Force*	W	6-3	39,269
09/26	Brigham Young*	W	36-32	50,000
10/10	at Utah*	L	17-38	30,506
10/17	Fresno State*	W	47-45	44,175
10/24	UNLV (HC)	W	55-25	43,665
10/31	at UTEP*	W	41-21	20,734
11/07	Colorado State*	W	24-13	43,458
11/14	at San Diego State*	L	28-52	50,151
11/21	Wyoming*	W	42-18	43,151
11/28	Tulsa	W	38-9	40,292
12/05	Pittsburgh	W	36-23	46,281
12/30	vs. Illinois (HB)	W	27-17	44,457

1993 (6-6/3-5 WAC, 8th)

Coach: Bob Wagner

Date	School	Result	Score	Attendance
09/04	Middle Tennessee State	W	35-14	41,753
09/11	at Brigham Young*	L	38-41	65,771
09/18	Kent	W	49-17	38,931
09/25	UTEP*	W	52-0	40,388
10/02	at New Mexico*	L	14-41	28,873
10/09	San Diego State*	L	14-45	49,276
10/23	at Wyoming*	L	10-48	25,208
11/06	Utah* (HC)	W	41-30	39,279
11/13	at Fresno State*	L	21-45	39,808
11/20	Air Force*	W	45-17	38,991
11/27	California	L	18-42	41,260
12/04	Tulane	W	56-17	36,576

1994 (3-8-1/0-8 WAC, 10th)

Coach: Bob Wagner

Date	School	Result	Score	Attendance
09/03	Brigham Young*	L	12-13	48,352
09/10	Oregon	W	36-16	40,492

09/17	at California	W	21-7	41,000
09/24	Fresno State*	L	16-31	41,405
10/01	at UTEP*	L	28-34	21,238
10/08	New Mexico*	L	21-38	37,061
10/15	at Utah*	L	3-14	30,210
10/29	at San Diego State*	L	23-38	34,096
11/12	Southeast Missouri	W	34-0	33,675
11/19	Wyoming* (HC)	L	10-13	35,654
11/26	Missouri	T	32-32	33,979
12/03	Air Force*	L	24-37	36,371

1995 (4-8/2-6 WAC, 9th)

Coach: Bob Wagner

Date	School	Result	Score	Attendance
09/02	Texas	L	17-38	43,243
09/16	at Wyoming*	L	6-52	21,631
09/23	UTEP*	W	42-21	38,688
09/30	at UNLV	W	58-30	15,764
10/14	at New Mexico*	L	10-24	25,201
10/21	Central Florida	W	45-14	31,463
10/28	at Brigham Young*	L	7-45	64,680
11/04	Fresno State*	W	42-37	31,228
11/11	at Colorado State*	L	0-22	25,235
11/18	San Diego State* (HC)	L	10-49	33,351
11/25	Air Force*	L	28-45	32,459
12/02	Oklahoma State	L	20-24	32,001



FRED VONAPPEN

Years: 1996-98 (3)
Record: 5-31
 Notes: Single-season record 12 losses in 1998.

1996 (2-10/1-7 WAC, 7th)

Coach: Fred vonAppen

Date	School	Result	Score	Attendance
08/31	Boston College	L	21-24	37,402
09/07	Ohio	L	10-21	32,069
09/14	at Wyoming*	L	0-66	15,182
09/21	Boise State	W	20-14	35,497
09/28	at Fresno State*	L	0-20	36,428
10/05	Colorado State*	L	16-28	32,010
10/11	at San Diego State*	L	8-56	27,098
10/19	UNLV*	W	38-28	29,536
10/26	at Air Force*	L	7-34	36,454
11/09	San Jose State* (HC)	L	17-38	30,300
11/16	Brigham Young*	L	14-45	32,445
11/30	Wisconsin	L	10-59	34,727

1997 (3-9/1-7 WAC, 8th)

Coach: Fred vonAppen

Date	School	Result	Score	Attendance
08/30	Minnesota	W	17-3	35,248
09/06	CS Northridge	W	34-21	33,138
09/13	Wyoming*	L	6-35	42,369
09/20	at UNLV*	L	15-25	27,117
10/04	at Colorado State*	L	0-63	30,047
10/11	Fresno State*	W	28-16	28,206
10/18	at Brigham Young*	L	3-17	64,558
10/25	San Diego State*	L	3-10	29,342
11/01	Air Force*	L	27-34	29,850
11/15	at San Jose State*	L	14-38	9,437
11/22	Northeast Louisiana (HC)L	20-23 ot		27,862
11/29	Notre Dame	L	22-23	41,509

1998 (0-12/0-8 WAC, 8th)

Coach: Fred vonAppen

Date	School	Result	Score	Attendance
09/03	(#24) Arizona	L	6-27	38,745
09/19	at Utah*	L	21-30	37,699
09/26	Arkansas State	L	0-20	28,159

H ALL-TIME RESULTS

10/03	SMU*	L	0-28	25,912
10/09	at San Diego State*	L	13-35	20,320
10/17	Brigham Young*	L	9-31	29,944
10/24	New Mexico*	L	20-30	25,234
10/31	at UTEP*	L	13-30	15,207
11/07	San Jose State* (HC)	L	17-45	26,716
11/14	at Fresno State*	L	12-51	33,505
11/21	Northwestern	L	21-47	25,918
11/28	(#15) Michigan	L	17-48	34,193



JUNE JONES

Years: 1999-2007 (9)
Record: 76-41
Note: Six bowl game appearances, including Sugar Bowl in 2007 season.

1999 (9-4/5-2 WAC, T1st)

Coach: June Jones

Date	School	Result	Score	Attendance
09/04	(#21) USC	L	7-62	50,000
09/11	Eastern Illinois	W	31-27	28,762
09/18	Boise State	W	34-19	31,751
09/25	at SMU*	W	20-0	15,131
10/02	UTEP* (HC)	W	33-3	39,021
10/09	Rice*	L	19-38	37,975
10/23	at Tulsa*	W	35-21	15,756
10/29	TCU*	L	14-34	36,026
11/06	at San Jose State*	W	62-41	15,367
11/13	Fresno State*	W	31-24 2ot	37,283
11/20	Navy	W	48-41	41,895
11/27	Washington State	L	14-22	45,382
12/25	Oregon State (JOB)	W	23-17	40,974

2000 (3-9/2-6 WAC, T6th)

Coach: June Jones

Date	School	Result	Score	Attendance
09/09	Portland State	L	20-45	50,000
09/23	at UTEP*	L	7-39	36,637
09/30	Tulsa*	L	14-24	36,430
10/07	at (#14) TCU*	L	21-41	31,896
10/14	SMU* (HC)	W	30-15	36,635
10/21	at Rice*	L	13-38	22,521
10/28	San Jose State*	L	48-57	33,855
11/04	at Fresno State*	L	27-45	42,160
11/11	Nevada*	W	37-17	33,731
11/18	Louisiana Tech	W	27-10	31,963
11/25	Wisconsin	L	18-34	41,313
12/02	UNLV	L	32-34	34,792

2001 (9-3/5-3 WAC, T4th)

Coach: June Jones

Date	School	Result	Score	Attendance
09/08	Montana#	W	30-12	12,863
09/22	at Nevada*	L	20-28	15,876
09/29	Rice*	L	24-27	35,443
10/06	at SMU*	W	38-31 ot	12,082
10/13	UTEP*	W	66-7	34,128
10/20	at Tulsa*	W	36-15	17,629
10/26	(#18) Fresno State*	W	38-34	37,900
11/03	San Jose State*	W	34-10	36,566
11/10	Boise State* (HC)	L	21-28	45,012
11/17	Miami-Ohio	W	52-51	33,148
11/24	Air Force	W	52-30	41,148
12/08	(#9) Brigham Young	W	72-45	50,000

2002 (10-4/7-1 WAC, 2nd)

Coach: June Jones

Date	School	Result	Score	Attendance
08/31	Eastern Illinois	W	61-36	39,958
09/06	at Brigham Young	L	32-35	63,085
09/21	at UTEP*	W	31-6	35,170

09/29	SMU*	W	42-10	36,096
10/05	at Boise State*	L	31-58	25,857
10/12	Nevada* (HC)	W	59-34	39,616
10/19	Tulsa*	W	37-14	34,098
10/25	at Fresno State*	W	31-21	37,615
11/02	San Jose State*	W	40-31	36,784
11/16	at Rice*	W	33-28	19,714
11/23	Cincinnati	W	20-19	36,851
11/30	(#14) Alabama	L	16-21	50,000
12/07	San Diego State	W	41-40	36,671
12/25	Tulane (CFHB)	L	28-36	35,513

2003 (9-5/5-3 WAC, T4th)

Coach: June Jones

Date	School	Result	Score	Attendance
08/30	Appalachian State	W	40-17	42,996
09/13	at (#4) USC	L	32-61	73,654
09/19	at UNLV	L	22-33	34,287
09/27	Rice*	W	41-21	40,040
10/04	at Tulsa*	L	16-27	17,342
10/11	Fresno State*	W	55-28	41,153
10/18	at Louisiana Tech*	W	44-41	19,128
10/25	UTEP* (HC)	W	31-15	40,136
11/01	at San Jose State*	W	13-10	13,523
11/15	at Nevada*	L	14-24	15,268
11/22	Army	W	59-28	41,668
11/29	Alabama	W	37-29	43,477
12/06	(#18) Boise State*	L	28-45	39,685
12/25	Houston (SHB)	W	54-48 3ot	29,005

2004 (8-5/4-4 WAC, T5th)

Coach: June Jones

Date	School	Result	Score	Attendance
09/04	Florida Atlantic	L	28-35 ot	35,624
09/18	at Rice*	L	29-41	8,109
10/02	Tulsa*	W	44-16	44,429
10/09	Nevada*	W	48-26	35,078
10/16	at UTEP*	L	20-51	44,381
10/23	San Jose State* (HC)	W	46-28	36,264
10/29	at (#18) Boise State*	L	3-69	29,591
11/06	Louisiana Tech*	W	34-23	32,987
11/12	at Fresno State*	L	14-70	38,956
11/20	Idaho	W	52-21	30,864
11/27	Northwestern	W	49-41	33,846
12/04	Michigan State	W	41-38	41,654
12/24	UAB (SHB)	W	59-40	38,754

2005 (5-7/4-4 WAC, 5th)

Coach: June Jones

Date	School	Result	Score	Attendance
09/03	(#1) USC	L	17-63	50,000
09/10	at Michigan State	L	14-42	74,043
09/24	at Idaho*	W	24-0	15,635
10/01	Boise State*	L	41-44	31,695
10/08	at Louisiana Tech*	L	14-46	16,242
10/15	New Mexico State* (HC)	W	49-28	29,002
10/22	at San Jose State*	W	45-38	18,129
10/29	Fresno State*	L	13-27	28,196
11/05	at Nevada*	L	28-38	11,723
11/12	Utah State*	W	50-23	27,892
11/25	Wisconsin	L	24-41	34,031
12/03	San Diego State	W	49-38	28,326

2006 (11-3/7-1 WAC, 2nd)

Coach: June Jones

Date	School	Result	Score	Attendance
09/02	at Alabama	L	17-25	92,138
09/16	UNLV	W	42-13	32,008
09/23	at (#25) Boise State*	L	34-41	30,652
09/30	Eastern Illinois	W	44-9	29,358
10/07	Nevada*	W	41-34	33,761
10/14	at Fresno State*	W	68-37	39,122
10/21	at New Mexico State*	W	49-30	17,318
10/28	Idaho* (HC)	W	68-10	34,051
11/04	at Utah State*	W	63-10	10,291
11/11	Louisiana Tech*	W	61-17	32,083
11/18	San Jose State*	W	54-17	33,622

11/25	Purdue	W	42-35	47,825
12/02	Oregon State	L	32-35	50,000
12/24	Arizona State (SHB)	W	41-34	43,435

2007 (12-1/8-0 WAC, 1st)

Coach: June Jones

Date	School	Result	Score	Attendance
09/01	Northern Colorado	W	63-6	40,252
09/08	at Louisiana Tech*	W	45-44 ot	22,135
09/15	at UNLV	W	49-14	38,125
09/22	Charleston Southern	W	66-10	37,723
09/29	at Idaho*	W	48-20	13,807
10/06	Utah State*	W	52-37	36,360
10/12	at San Jose State*	W	42-35 ot	20,473
10/27	New Mexico State* (HC)	W	50-13	41,218
11/10	Fresno State*	W	37-30	49,047
11/16	at Nevada*	W	28-26	22,437
11/23	(#17) Boise State*	W	39-27	50,000
12/01	Washington	W	35-28	50,000
01/01	vs. (#4) Georgia (ASB)	L	10-41	74,383



GREG McMACKIN

Years: 2008 (1)
Record: 7-7
Note: 2nd highest win total for first-year head coach (7)

2008 (7-7/5-3 WAC, T2nd)

Coach: Greg McMackin

Date	School	Result	Score	Attendance
08/30	at (#5) Florida	L	10-56	90,575
09/06	Weber State	W	36-17	39,446
09/13	at Oregon State	L	7-45	45,059
09/27	San Jose State*	L	17-20	40,571
10/04	at (#22) Fresno State*	W	32-29 ot	40,572
10/11	Louisiana Tech*	W	24-14	40,246
10/17	at (#15) Boise State*	L	7-27	32,342
10/25	Nevada*	W	38-31	40,225
11/01	at Utah State*	L	14-30	12,112
11/08	at New Mexico State*	W	42-30	10,861
11/22	Idaho*	W	49-17	39,014
11/29	Washington State	W	24-10	42,312
12/06	(#13) Cincinnati	L	24-29	40,549
12/24	Notre Dame (SHB)	L	21-49	45,718


2009 (6-7/3-5 WAC, T5th)

Coach: Greg McMackin

Date	School	Result	Score	Attendance
09/04	Central Arkansas	W	25-40	35,751
09/12	at Washington State^	W	38-20	42,912
09/19	at UNLV	L	33-34	29,717
09/30	at Louisiana Tech*	L	6-27	21,263
10/10	Fresno State*	L	17-42	38,556
10/17	at Idaho*	L	23-35	12,763
10/24	(#6) Boise State*	L	9-54	37,928
10/31	at Nevada*	L	21-31	14,735
11/07	Utah State*	W	49-36	31,499
11/14	New Mexico State*	W	24-6	32,628
11/21	at San Jose State*	W	17-10 ot	18,327
11/28	Navy	W	24-17	40,643
12/05	Wisconsin	L	10-51	40,069

* denotes Western Athletic Conference games
NYC - New Year's Classic
PB - Poi Bowl (known as Pineapple Bowl since 1946)
HC - Homecoming
S - Shrine Game
EAB - Eagle Aloha Bowl (Honolulu)
HB - Thrifty Car Rental Holiday Bowl (San Diego, CA)
JOB - Jeep O'ahu Bowl (Honolulu)
CFHB - ConAgra Foods Hawai'i Bowl (Honolulu)
SHB - Sheraton Hawai'i Bowl (Honolulu)
ASB - Allstate Sugar Bowl (New Orleans, LA)
- game played at War Memorial Stadium (Kahului, Maui)
^ - game played at Qwest Field (Seattle, WA)

ALL-AMERICANS



Gary Allen Larry Arnold Justin Ayat Davone Bess Colt Brennan Walter Briggs Allen Brown Tim Buchanan Jeff Duva



Solomon Elimian Jason Elam Blane Gaison Ryan Grice-Mullen Scott Haneberg Randy Ingraham Henry Kahuanui Jim Kalili Tom Kaulukukui



Larry Khan-Smith Cliff LaBoy Steve Lehor Ashley Lelie Vince Manuawai Dana McLemore Uriah Moenoa Walter Murray Al Noga




Falaniko Noga Chad Owens McKinley Reynolds Ed Riewerts Jason Rivers Richard Rupert Greg Salas Jesse Sapolu Hercules Satele



Samson Satele Larry Sherrer Nolle Smith Henry Sovio Levi Stanley Jim Stone Tom Tuinei Jeris White John Woodcock

ACADEMIC ALL-AMERICANS

UH has featured seven Academic All-Americans, six of whom have been honored by the College of Sports Information Directors (CoSIDA), the organization that features the official Academic All-America award. Defensive back Chris Shinnick (1997) and running back Travis Sims (1992) are the school's only first-team recipients.



1997 Chris Shinnick 1st team DB CoSIDA (3.87)	1992 Travis Sims 1st team RB CFA (3.24)	1992 Jason Elam 2nd team PK CoSIDA (3.26)	1987 William Bell 2nd team DB CoSIDA (3.26)	1977 Rick Wagner 2nd team WR CoSIDA (3.80)	1971 Don Satterlee 2nd team LB CoSIDA (3.00)	1970 Tony Nakazawa 2nd team OG CoSIDA (3.40)
--	--	--	--	---	---	---

ALL-AMERICANS

A total of 28 former Warriors have earned All-America recognition from UH's first All-American Tommy Kaulukukui to Heisman Trophy finalist Colt Brennan. The 27 All-Americans have earned 52 citations. UH's only first team Associated Press All-American is defensive lineman Al Noga in 1986.

- 2009 **Greg Salas** honorable mention, WR, SI.com
 2007 **Davone Bess** 3rd team, WR, AP;
 2nd team, WR, Walter Camp Foundation;
 2nd team, WR, Sporting News;
 honorable mention, SI.com
Colt Brennan 3rd team, QB, AP;
 2nd team, QB, SI.com;
Ryan Grice-Mullen 2nd team, WR, SI.com
Jason Rivers honorable mention, WR, SI.com
Hercules Satele 1st team, OL, FWAA
 honorable mention, OL, SI.com
 2006 **Davone Bess** honorable mention, WR, SI.com;
Colt Brennan 2nd team, QB, Walter Camp Foundation;
 3rd team AP;
 honorable mention, SI.com
Samson Satele 2nd team, C, SI.com
 2004 **Chad Owens** 2nd team, WR & PR, SI.com;
 2nd team, all-purpose player, AP;
 3rd team, WR & PR, CollegeFootballNews.com
 2002 **Vince Manuwai** 1st team, OG, SI.com,
 1st team, CBSSports.com
 2001 **Ashley Lelie** 2nd team, CBSSports.com,
 3rd team, WR, The Sporting News
 3rd team, WR, Football News
 1992 **Jason Elam** 1st team PK, Kodak;
 1st team, PK, Scripps & Howard
 1991 **Jason Elam** 2nd team PK, Football News;
 3rd team, PK, AP
 1989 **Walter Briggs** 2nd team DB, UPI
 Jason Elam, 2nd team PK, The Sporting News
 1988 **Larry Khan-Smith** 2nd team, RS, AP
 1986 **Al Noga** 1st team, DL, AP
 1985 **Walter Murray** 1st team, WR, Gannett News Service;
 3rd team, WR, AP
 1983 **Falaniko Noga** National Strength & Conditioning
 Association
 1981 **Gary Allen** honorable mention, TB, AP
Falaniko Noga honorable mention, NG, AP
Dana McLemore honorable mention, CB, AP
 1980 **Gary Allen** honorable mention, TB, AP
Blane Gaison honorable mention, DB, AP
Falaniko Noga honorable mention, NG, AP
Ed Riewerts honorable mention, C, AP
Jesse Sapolu honorable mention, OG, AP
 1979 **Gary Allen** honorable mention, TB, AP
Tom Tuinei honorable mention, DT, AP
 1978 **Gary Allen** honorable mention, TB, AP
Jeff Duva honorable mention, QB, AP
 1974 **Cliff LaBoy** honorable mention, DL, AP
 John Woodcock, honorable mention, DL, AP
 1973 **Jeris White** first team, DB, Time Magazine
 and The Sporting News
 1949 **Harry Kahanui** honorable mention, DE, UPI
 1935 **Tommy Kaulukukui** All-American Board of Football



CLIFF LABOY

JEFF DUVA

DANA MCLEMORE

GARY ALLEN (1978-81) - Four-time honorable mention A.P. All-American tailback. Set 30 school rushing, total offense, and all-purpose yardage records, including most career rushes (647), yards gained rushing (3,451), and 100-yard rushing games (15). Three-time first-team all-WAC and three-time honorable mention A.P. all-Coast.

LARRY ARNOLD (1967-69) - Honorable mention A.P. Little All-American quarterback in 1968 in which he completed 154-of-278 passes for 1,917 yards and 21 touchdowns. Set 20 passing and total offense school records, including career passing yards (3,425) and touchdowns (33).

DAVONE BESS (2005-07) - A.P. third team All-American, who finished his three-year career as the school's leader in receptions (293) and second in receiving yards (3,610). Scored a record 41 touchdowns, including an NCAA-best 39 touchdowns with quarterback Colt Brennan.

WALTER BRIGGS (1986-89) - Second-team All-American by U.P.I. in 1989 after posting single-season school-record nine interceptions. Also named first-team all-WAC.

TIM BUCHANAN (1968) - First-team Associated Press Little All-American linebacker in 1968. School-record 168 total tackles.

COLT BRENNAN (2005-07) - Finished third in the Heisman Trophy race in 2007. Two-time third-team A.P. All-American quarterback in 2006-07. Set or tied 31 NCAA records during his three-year career, including career touchdown passes (131). Won the Sammy Baugh Trophy in 2006. Two-time WAC Offensive Player of the Year.

ALLEN BROWN (1973) - Honorable mention A.P. Little All-American wide receiver in 1973. Led the team with 46 receptions for 735 yards and two touchdowns in only nine games played.

JEFF DUVA (1977-78) - A.P. honorable mention All-American quarterback in 1978, in which he completed 113-of-208 passes for 1,463 yards and 14 touchdowns. Set nine UH records including career record for most yards passing per game (134.1).

JASON ELAM (1988-92) - First-team All-American placekicker. Finished his career ranked third in NCAA history with 395 points, including 79-of-100 in field goal attempts. All-time points leader in UH and WAC history. Converted 91 straight extra points from 1988-91. School-record 56-yard field goal against BYU in 1992.

BLANE GAISON (1976, '78-80) - Honorable mention A.P. All-American in 1980 playing both quarterback and defensive back. Second on the team with 85 tackles and two interceptions after

playing quarterback during the first three games of the season.

RYAN GRICE-MULLEN (2005-07) - Second-team All-American by CNN/SI in 2007, in which he hauled in 106 receptions for 1,372 yards and 13 touchdowns. Finished his career ranked fourth in career receptions (237), third in receiving yards (3,370) and second in touchdowns (36).

SCOTT HANEBERG (1972-73) - Honorable mention A.P. Little All-American offensive tackle in 1973. Also named first-team Little All-Coast.

RANDY INGRAHAM (1970-71) - Two-time honorable mention A.P. Little All-American linebacker from 1970-71. Recorded 266 career total tackles, including 145 in 1970. Also named first-team Little All-Coast in 1971 and second team in 1970.

HARRY KAHUANUI (1946-49) - Honorable mention All-American defensive end by U.P.I. in 1949. Nicknamed "Clown," he was the first UH player invited to the East-West Shrine Game.

JIM KALILI (1967, '69-70) - A.P. second-team Little All-American offensive guard in 1970. Also named first-team Little All-American by Western States in 1969.

TOMMY KAULUKUKUI - School's first All-American in 1935 by the All-American Board of Football. Nicknamed "Grass Shack" by legendary sportswriter Grantland Rice, still holds school-record 103-yard kickoff return in loss to UCLA in 1935.

LARRY KHAN-SMITH (1987-90) - A.P. second-team All-American in 1988 as a return specialist. Set four UH kick-return records including a 26.6 average, which ranked fifth nationally. Also named first-team all-WAC.

CLIFF LABOY (1973-75) - Honorable mention A.P. All-American defensive tackle in 1974 in which he recorded 89 total tackles and 13 sacks. Also forced three fumbles and recovered five. Had 230 career tackles and school-record 10 career fumbles recovered.

ASHLEY LELIE (1999-2001) - Record-breaking 2001 season in which he set school and WAC records for receiving yards (1,713) and touchdowns (19). Finished his career as the school-record holder for receiving yards (3,341) and touchdowns (32). School's highest NFL Draft pick, taken with the 19th pick by Denver.


VINCE MANUWAI (1999-2002) - First-team All-American by CNN/SI and CBSSports.com in 2002. Three-year starter at right guard in which he did not allow a sack. Named to the "watch list" of both the Outland Trophy and Lombardi awards.



LARRY KHAN-SMITH




WALTER BRIGGS



JOHN WOODCOCK



VINCE MANUWAI



ASHLEY LELIE

DANA MCLEMORE (1978-81) - Honorable-mention A.P. All-American cornerback in 1981, with four interceptions. Also named all-WAC as a punt returner, who returned two for touchdowns and set six UH records. Recorded seven career interceptions.

WALTER MURRAY (1982-85) - A first-team All-American wide receiver by Gannett News Service in 1985, set 10 school receiving records during his career. Finished with 178 receptions for 2,867 yards and 20 touchdowns, including single-season records for receptions (66) and touchdowns (7).

AL NOGA (1984-87) - School's only A.P. first-team All-American in 1986. Touted as the "Samoan Sack Man," was promoted as the school's first Heisman Trophy candidate. Named the WAC's Defensive Player of the Year and was a finalist for the Outland Trophy. Set single-season school records of 17 sacks, 31 tackles-for-loss, and six forced fumbles.

FALANIKO NOGA (1980-83) - Honorable mention All-American by the A.P. in 1981 and a Blue Chips Magazine Freshman and Sophomore All-American. A four-year starter on the defensive line, was named either first-team or second-team all-WAC all four years. Set UH single-season and career records for tackles-for-loss (16, 43).

CHAD OWENS (2001-04) - Second-team All-America in 2004, in which he set an NCAA-record five punt returns for touchdown. Also tied NCAA career record with eight returns for touchdowns (six punts, two kickoffs). School-record holder in all-purpose yards (5,461). Holds NCAA single-game kick return record with 342 yards against BYU in 2001.

MCKINLEY REYNOLDS (1967-68) - Honorable mention A.P. Little All-American in 1968, in which he hauled in 49 catches for 711 yards and seven touchdowns.

ED RIEWERTS (1979-80) - Honorable mention A.P. All-American in 1980. Two-year starter at center. Also named first-team all-WAC as a senior.

JASON RIVERS (2003-04, '06-07) - School's career leader in receiving yards (3,919), who also ranks second in receptions (292) and third in touchdowns (35). School- and all-time collegiate bowl-record 308 yards receiving in 2006 Sheraton Hawai'i Bowl against Arizona State.

RICHARD RUPPERT (1971) - Second-team Little All-American offensive guard by Kodak.

GREG SALAS (2007-) - Honorable mention All-American by CNN/SI in 2009, in which he hauled in 106 receptions for 1,509 yards and eight touchdowns. Finished fourth nationally in receiving yards per game (122.3) and sixth in receptions per game

(8.15), while setting new school record with 16 receptions versus New Mexico State.

JESSE SAPOLU (1979-82) - A.P. honorable mention All-American offensive guard in 1980. Four-year starter on the offensive line and also played on defensive front. Also named first-team all-WAC in 1980.

HERCULES SATELE (2004-07) - First-team All-American offensive lineman by the Football Writers' Association of America. Two-year starter at left guard.

LARRY SHERRER (1969-71) - Honorable-mention A.P. Little All-American tailback in 1971. Also named first team Little all-Coast in 1971 and second team in 1970. Set 10 rushing and scoring school records including most yards rushing (2,174) and touchdowns (30).

NOLLE SMITH - First-team A.P. Little All-American halfback in 1941. Co-captain of his senior year, which ended abruptly due to the attack on Pearl Harbor.

HENRY SOVIO (1969-71) - Honorable-mention A.P. Little All-American tight end in 1971. Led the team with 36 receptions, 527 yards receiving, and two touchdowns. Also served as placekicker, converting 12-of-22 career attempts.

LEVI STANLEY (1969-70, '72-73) - Second-team A.P. Little All-American defensive tackle in 1973. Earned honorable mention Little All-American honors in 1972. Led team in tackles as a junior and senior and compiled a school-record 366 career total tackles.

JIM STONE (1971-72) - Third-team A.P. Little All-American defensive end in 1971. Also earned honorable mention Little All-American honors as a senior in 1972. Recorded 132 career tackles.

TOM TUINEI (1976-79) - Honorable-mention A.P. All-American defensive tackle in 1979. Also named first-team all-WAC. Recorded 62 tackles and team-leading 12 for loss as a senior. Had career totals of 269 total tackles, including 100 as a sophomore in 1977.

JERIS WHITE (1970-73) - First-team All-American by *Time* and *The Sporting News* in 1973 at defensive back. Single-season school record six interceptions in 1971. Two-time first-team all-Little Coast. Recorded nine career interceptions.

JOHN WOODCOCK (1974-75) - Honorable-mention A.P. All-American defensive tackle in 1974 in which he led the team with 126 total tackles. Also led the team as a senior in 1975, recording 116 tackles and eight sacks.

LITTLE ALL-AMERICANS

- 1973 **Levi Stanley** 2nd team, DT, AP
Jeris White honorable mention, DB, AP
Scott Haneberg honorable mention, OT, AP
Allen Brown honorable mention, WR, AP
- 1972 **Jim Stone** honorable mention, DL, AP
Levi Stanley honorable mention, DT, AP
- 1971 **Jim Stone** 3rd team, DE, AP
Randy Ingraham honorable mention, LB, AP
Larry Sherrer honorable mention, TB, AP
Henry Sovio honorable mention, TE, AP
Richard Ruppert 2nd team, OG, Kodak
- 1970 **Jim Kalili** 2nd team, OG, AP;
honorable mention, OG, Kodak
Randy Ingraham honorable mention, LB, AP
- 1969 **Jim Kalili** 1st team, OG, Western States
- 1968 **Tim Buchanan** 1st team, LB, AP
Larry Arnold honorable mention, QB, AP
McKinley Reynolds honorable mention, TE, AP
- 1941 **Nolle Smith** 1st string berth, HB, AP

FRESHMAN ALL-AMERICANS

- 2005 **Davone Bess** 1st Team, WR, FWAA;
1st team, WR, Rivals.com;
1st team, WR, The Sporting News;
2nd Team, WR, CollegeFootballNews.com;
2nd Team, WR, Scout.com
Ryan Grice-Mullen 3rd Team, WR, CollegeFootballNews.com;
honorable mention, WR, Scout.com;
honorable mention, WR, The Sporting News
Solomon Elimimian 1st Team, WR, Scout.com;
honorable mention, LB, The Sporting News
- 2003 **Samson Satele** 1st team, OL, Scripps/FWAA
- 2001 **Justin Ayat** 1st team, PK, Football News
Uriah Moenoa 4th team, OL, The Sporting News
Chad Owens 1st team, FWAA
- 1980 **Falaniko Noga** 1st team, NG, Blue Chips Magazine
- 1979 **Steve Lehor** honorable mention, LB, The Sporting News

SOPHOMORE ALL-AMERICAN

- 1981 **Falaniko Noga** 1st team, NG, Blue Chips Magazine

COLLEGE FOOTBALL AWARDS

CINGULAR NATIONAL PLAYER OF THE YEAR

2006 Colt Brennan (Finalist)

HEISMAN MEMORIAL TROPHY (Nation's top player)

2007 Colt Brennan (3rd Place)

2006 Colt Brennan (6th Place)

JOHNNY UNITAS AWARD (Nation's top senior quarterback)

2007 Colt Brennan (Finalist)

2004 Timmy Chang (Finalist)

SAMMY BAUGH AWARD (Nation's top quarterback)

2006 Colt Brennan (Winner)

DAVEY O'BRIEN AWARD (Nation's top quarterback)

2007 Colt Brennan (Semi-finalist)

2006 Colt Brennan (Finalist)

RIMINGTON AWARD (Nation's top center)

2009 John Estes (Finalist)

FRED BILETNIKOFF AWARD (Nation's top receiver)

2004 Chad Owens (Semi-finalist)

OUTLAND TROPHY (Nation's top defensive player)

1986 Al Noga (Finalist)

LOU GROZA AWARD (Nation's top placekicker)

1992 Jason Elam (Finalist)

MOSI TATUPU AWARD (Nation's top special teams player)

2004 Chad Owens (Winner)

NATIONAL COACH OF THE YEAR Associated Press

2007 June Jones (3rd Place)

Paul "Bear" Bryant Award

2007 June Jones (Finalist)

1999 June Jones (Finalist)

CNN/Sports Illustrated

1999 June Jones (Winner)

American Football Coach/Schutt Sports

1999 June Jones (Winner)

The Sporting News

1999 June Jones (Winner)

ALL-WESTERN ATHLETIC CONFERENCE

INDIVIDUAL HONORS

Offensive Player of the Year

Colt Brennan, QB, 2006, '07

Defensive Player of the Year

Solomon Elimimian (co-DPOY), LB, 2008

Travis Laboy, DL, 2003

Al Noga, DT, 1986

Special Teams Player of the Year

Jason Elam, PK, 1992

Offensive Unit of the Year

Colt Brennan, QB; Davone Bess, WR; Ryan Grice-Mullen, WR; C.J. Hawthorne, WR; Jason Rivers, WR; 2007

Freshman of the Year

Davone Bess, WR, 2005

Timmy Chang, QB, 2000

Charles Tharp, RB, 1997 (Pacific Division)

Jamal Farmer, RB, 1989

Newcomer of the Year

Flaniko Noga, DL, 1980

Tom Tuinei, DL, 1979

Coach of the Year

June Jones, 1999, 2006, '07

Bob Wagner, 1989, 1992

Dick Tomey, 1981

- 2009 John Estes, 1st team, OL
Greg Salas, 1st team, WR
Blaze Soares, 1st team, LB
Aaron Kia, 2nd team, OL
- 2008 John Estes, 1st team, OL
Solomon Elimimian, 1st team, LB
Adam Leonard, 1st team, LB
Ryan Mouton, 1st team, DB
Michael Washington, 2nd team, WR
David Veikune, 2nd team, DL
Keala Watson, 2nd team, DL
- 2007 Colt Brennan, 1st team, QB
Davone Bess, 1st team, WR
Ryan Grice-Mullen, 1st team, WR
John Estes, 1st team, OL
Hercules Satele, 1st team, OL
David Veikune, 1st team, DL
Michael Lafaele, 1st team, DL
Adam Leonard, 1st team, LB
Solomon Elimimian, 1st team, LB
Myron Newberry, 1st team, DB
Dan Kelly, 1st team, PK
Jason Rivers, 2nd team, WR
- 2006 Colt Brennan, 1st team, QB
Davone Bess, 1st team, WR
Tala Esera, 1st team, OL
Nate Ilaoa, 1st team, RB
Samson Satele, 1st team, OL
Ikaika Alama-Francis, 1st team, DL
Leonard Peters, 1st team, DB

- Melila Purcell, 1st team, DL
Ross Dickerson, 1st team, KOR
Michael Lafaele, 2nd team, DL
Adam Leonard, 2nd team, LB
Jason Rivers, 2nd team, WR
Dane Uperesa, 2nd team, OL
- 2005 Davone Bess, 1st team, WR
Lono Manners, 1st team, DB
Samson Satele, 1st team, OL
Ikaika Alama-Francis, 2nd team, DL
Brandon Eaton, 2nd team, OL
Tala Esera, 2nd team, OL
Kila Kamakawiwo'ole, 2nd team, LB
Melila Purcell, 2nd team, DL
- 2004 Timmy Chang, 1st team, QB
Abraham Elimimian, 1st team, CB
Chad Owens, 1st team, WR
Chad Owens, 2nd team, RS
Samson Satele, 2nd team, OG
Tala Esera, honorable mention, OT
Uriah Moenoa, honorable mention, OG
Melila Purcell, honorable mention, DE
Jason Rivers, honorable mention, WR
- 2003 Travis LaBoy, 1st team, DE
Kelvin Millhouse, 1st team, CB
Chad Owens, 1st team, WR
Hyrum Peters, 1st team, S
Isaac Sopoaga, 1st team, DT
Samson Satele, 2nd team, OG
Timmy Chang, honorable mention, QB
Jeremiah Cockheran, honorable mention, WR
Ikaika Curnan, honorable mention, LB
Abraham Elimimian, honorable mention, CB
- 2002 Justin Colbert, 1st team, WR
Vince Manuwai, 1st team, OG
Mat McBriar, 1st team, P
Hyrum Peters, 1st team, SS
Pisa Tinoisamoa, 1st team, LB
Chris Brown, 2nd team, LB
Timmy Chang, 2nd team, QB
Lui Fuata, 2nd team, C
Kelvin Millhouse, 2nd team, CB
Isaac Sopoaga, 2nd team, DT
Britton Komine, honorable mention, WR
Chad Owens, honorable mention, WR
- 2001 Chris Brown, 1st team, LB
Manly Kanoa, 1st team, OG
Ashley Lelie, 1st team, WR
Nate Jackson, 2nd team, S
Travis LaBoy, 2nd team, DE
Mat McBriar, 2nd team, P
Vince Manuwai, 2nd team, OG
Chad Owens, 2nd team, RS
Pisa Tinoisamoa, 2nd team, LB
- 2000 Kynan Forney, 1st team, OL
Jacob Espiau, 2nd team, DB
James Fenderson, 2nd team, RB
Nate Jackson, 2nd team, DB
Ashley Lelie, 2nd team, WR
Rinda Brooks, honorable mention, LB
Chris Brown, honorable mention, DL
Timmy Chang, honorable mention, QB

- Jamal Garland, honorable mention, ST
 Robert Kemfort, honorable mention, LB
 Vince Manuwai, honorable mention, OL
 Craig Stutzmann, honorable mention, WR
- 1999 Dwight Carter, 1st team, WR
 Jamal Garland, 1st team, ST
 Adrian Klemm, 1st team, OL
 Quincy LeJay, 1st team, DB
 Kaulana Noa, 1st team, OL
 Jeff Ulbrich, 1st team, LB
 Matt Paul, 2nd team, DL
 Dan Robinson, 2nd team, QB;
 Chad Shrout, 2nd team, P
 Dee Miller, honorable mention, DB
 Dustin Owen, honorable mention, OL
 Andy Phillips, honorable mention, OL
 Craig Stutzmann, honorable mention, WR
 Yaphet Warren, honorable mention, LB
 Avion Weaver, honorable mention, RB
- 1998 Wesley Morris, honorable mention, WR
 Tony Tuioti, honorable mention, DL
 Matt Paul, honorable mention, LB
- 1997 Eddie Klaneski, 1st team, DB
 Chad Shrout, 1st team, P
 Shane Oliveira, 2nd team, OL
 Gary Ellison, honorable mention, TE
 Kaulana Noa, honorable mention, OL
 Charles Tharp, honorable mention, RB
 Doug Rosevold, honorable mention, LB
 Chris Shinnick, honorable mention, DB
- 1996 Eddie Klaneski, 1st team, DB
- 1995 George Noga, 2nd team, DT
 Marcus Malepeai, honorable mention, OL
 Shane Oliveira, honorable mention, OL
 Tupu Alualu, honorable mention, RB
 Eddie Klaneski, honorable mention, SB
 Brett Washington, honorable mention, RB
 Brian Chapman, honorable mention, DL
 Rod York, honorable mention, DL
 Agenhart Ellis, honorable mention, LB
 Danny Katoa, honorable mention, LB
 Clint Kuboyama, honorable mention, DB
 Carlton Oswalt, honorable mention, PK
 Chad Shrout, honorable mention, P
 Matt Harding, honorable mention, RS
- 1994 Junior Faavae, 1st team, LB
 Kendall Goo, honorable mention, OL
 Kelly McGill, honorable mention, OL
 George Noga, honorable mention, DL
 Nalei Cox, honorable mention, DL
 Ed Ripley, honorable mention, DL
 Carlos Anderson, honorable mention, DB
 Zac Odom, honorable mention, DB
 Jason Ross, honorable mention, DB
 Stephen Wilson, honorable mention, P
- 1992 Jason Elam, 1st team, PK, 2nd team, P
 Travis Sims, 1st team, RB
 Maa Tanuvasa, 1st team, DL
 Doug Vaioleti, 1st team, OL
 Bryan Addison, 2nd team, DB
 Darrick Branch, 2nd team, WR
 Michael Carter, honorable mention, QB
 Taase Faumui, honorable mention, DL
 Peter Pale, honorable mention, OL
- 1991 Jason Elam, 1st team, PK
- Mitch Kaaialii, 2nd team, OL
 Manly Williams, 2nd team, LB
 Jeff Sydner, 2nd team, RS;
 honorable mention, RB
 Haku Kahoano, honorable mention, DL
 Kenny Harper, honorable mention, DB
- 1990 Mark Odom, 1st team, LB
 Jeff Sydner, 1st team, RS
 Shawn Ching, 2nd team, C
 Garrett Gabriel, 2nd team, QB
 Tony Pang-Kee, 2nd team, DB
 David Tanuvasa, 2nd team, DL
 Jamal Farmer, honorable mention, RB
 Larry Khan-Smith, honorable mention, RS
 David Maeva, honorable mention, LB
 Dane McArthur, honorable mention, RB
 Kim McCloud, honorable mention, DB
 Mike Tresler, honorable mention, DB
- 1989 Larry Jones, 1st team, OL
 Jason Elam, 1st team, PK
 Dana Directo, 1st team, DL
 Mark Odom, 1st team, LB
 Walter Briggs, 1st team, DB
 Joaquin Barnett, 2nd team, LB
 Leo Goear, 2nd team, OL
 Chris Roscoe, 2nd team, WR
 Jeff Sydner, 2nd team, RS
 Herman Talley, 2nd team, DL
 Mike Tresler, 2nd team, DB
 Jamal Farmer, honorable mention, RB
 Michael Coulson, honorable mention, DB
 Allen Smith, honorable mention, OL
- 1988 Amosa Amosa, 1st team, OL
 Heikoti Fakava, 1st team, RB
 Larry Khan-Smith, 1st team, RS
 David Maeva, 1st team, LB
 Dana Directo, 2nd team, DL
 Jason Elam, 2nd team, PK
 Larry Jones, 2nd team, OL
 Mark Nua, 2nd team, OL
 Joe Seumalo, 2nd team, DL
 Mike Tresler, 2nd team, DB
 Walter Briggs, honorable mention, DB
 Chris Roscoe, honorable mention, WR
- 1987 Heikoti Fakava, 1st team, RB
 Al Noga, 1st team, DL
 Amosa Amosa, 2nd team, OL
 William Bell, 2nd team, DB
 Leon Austin, honorable mention, DB
 Rod Valverde, honorable mention, PK
- 1986 M.L. Johnson, 1st team, LB
 Marco Johnson, 1st team, KR
 Kyle Kafentzis, 1st team, DB
 Al Noga, 1st team, DL
 David Dyas, 2nd team, WR
 Ron Hall, 2nd team, TE
 Pete Noga, 2nd team, LB
 Joe Onosai, 2nd team, OL
 Colin Scotts, 2nd team, DL
 Matt Follner, honorable mention, DL
 Thad Jefferson, honorable mention, LB
 Mark Nua, honorable mention, OL
- 1985 Kent Kafentzis, 1st team, DB
 Walter Murray, 1st team, WR
 Al Noga, 1st team, DL
- Nuu Faaola, 2nd team, RB
 Thad Jefferson, 2nd team, LB
 Joe Onosai, 2nd team, OL
 David Dyas, honorable mention, WR
- 1984 Rich Miano, 1st team, DB
 Richard Spelman, 1st team, PK
 Raphel Cherry, 2nd team, QB
 Walter Murray, 2nd team, WR
 Darryl Ursery, 2nd team, OL
 Alvis Satele, honorable mention, LB
- 1983 Rich Miano, 1st team, DB
 Kesi Afalava, 2nd team, DL
 Mike Akiu, 2nd team, KR
 Bernard Carvalho, 2nd team, OT
 Falaniko Noga, 2nd team, LB
- 1982 Anthony Edgar, 2nd team, RB
 Carl Kenneybrew, 2nd team, LB
 Jim Mills, 2nd team, TE
 Falaniko Noga, 2nd team, NG
 Jim Donovan, honorable mention, OG
 Steve Lehor, honorable mention, LB
 Walter Murray, honorable mention, WR
 Frank Natividad, honorable mention, P
 Bernard Quarles, honorable mention, QB
 Jesse Sapolu, honorable mention, C
- 1981 Gary Allen, 1st team, TB
 Jim Asmus, 1st team, PK
 Dana McLemore, 1st team, DB
 Falaniko Noga, 1st team, DL
 Dave Barbour, 2nd team, TE
 Anthony Edgar, 2nd team, RB
 Dana McLemore, 2nd team, RS
 Andy Moody, 2nd team, LB
 Jesse Sapolu, 2nd team, OL
 Itai Sataua, 2nd team, DL
 David Toloumu, 2nd team, RB
 Carl Kenneybrew, honorable mention, LB
 Lee Larsen, honorable mention, PK
 Frank Natividad, honorable mention, P
- 1980 Gary Allen, 1st team, TB
 Jim Asmus, 1st team, PK
 Blane Gaison, 1st team, DB
 Falaniko Noga, 1st team, DL
 Ed Riewerts, 1st team, C
 Jesse Sapolu, 1st team, OL
 Jim Asmus, 2nd team, P
 Lyndell Jones, honorable mention, DB
 Steve Lehor, honorable mention, LB
 Dana McLemore, honorable mention, RS
 Andy Moody, honorable mention, LB
 David Toloumu, honorable mention, RB
- 1979 Gary Allen, 1st team, TB
 Dana McLemore, 1st team, RS
 Tom Tuinei, 1st team, DT
 Keith Ah Yuen, honorable mention, OL
 Jim Asmus, honorable mention, PK
 Blane Gaison, honorable mention, DB
 Keone Jardine, honorable mention, DB
 DeWayne Jett, honorable mention, WR
 Steve Lehor, honorable mention, LB
 Andy Moody, honorable mention, LB
 Jerry Scanlan, honorable mention, TE
 Mike Schook, honorable mention, OL

STAN BATES AWARD

The Stan Bates Award is awarded to the top scholar-athlete in the Western Athletic Conference. UH's Jason Elam (1992) and Blane Gaison (1981) have been recipients of the award.



Jason Elam
PK/P
1992



Blane Gaison
QB/DB
1981

JOE KEARNEY AWARD

The Joe Kearney Award is awarded to the top athlete in the Western Athletic Conference. UH's Colt Brennan is the only UH football recipient of the award.



Colt Brennan
QB
2007

ALL-COAST

- 1986 Al Noga, 1st team, DL, UPI
- 1985 Walter Murray, 1st team, WR, UPI
- 1981 Gary Allen, honorable mention, TB, AP and UPI
Falaniko Noga, honorable mention, NG, AP and UPI
Dana McLemore, honorable mention, DB, AP and UPI
- 1980 Gary Allen, honorable mention, TB, AP and UPI
Blane Gaison, honorable mention, DB, AP and UPI
Falaniko Noga, honorable mention, NG, AP and UPI
Jesse Sapolu, honorable mention, OG, AP and UPI
- 1979 Gary Allen, honorable mention, TB, AP
- 1973 Levi Stanley, honorable mention, DT, UPI
- 1968 Rich Leon, honorable mention, WR, UPI

ACADEMIC ALL-WAC

- 2009 Haku Correa, DL; Paipai Falemalu, DL; Inoke Funaki, QB; Aaron Kia, OL; Mana Lolotai, LB; Antwan Mahaley, DL; Vaughn Meatoga, DL; Jon Medeiros, WR; Corey Paredes, LB; Kealoha Pilaes, WR; Royce Pollard, WR; Liko Satele, DL; Mana Silva, DB; Spencer Smith, DB; Tuika Tufaga, DL; Michael Wadsworth, DB
- 2008 Greg Alexander, QB; Solomon Elimimian, LB; David Farmer, RB; Austin Hansen, OL; Aaron Kia, OL; Antwan Mahaley, DL; Vaughn Meatoga, DL; Kealoha Pilaes, RB; Royce Pollard, WR; Mana Silva, DB; Spencer Smith, DB; Richard Torres, DB; David Veikene, DL; Keala Watson, DL
- 2007 Solomon Elimimian, LB; David Farmer, RB; Guyton Galdeira, DB; Tim Grasso, P; C.J. Hawthorne, WR; Tyson Kafentzis, DB; Karl Noa, DL; Kealoha Pilaes, RB; Amani Purcell, DL; Rustin Saole, LB; Spencer Smith, DB; David Veikune, DL; Keala Watson, DL; Leon Wright-Jackson, RB
- 2006 Solomon Elimimian, LB; Renolds Fruean, DL; Jake Ingram, DL; Tyson Kafentzis, LB; Aaron Kia, OL; Michael Malala, DB; Myron Newberry, DB; Karl Noa, LB; Jacob Patek, DB; Amani Purcell, LB; Blaze Soares, LB; Dane Uperesa, OL; David Veikune, DL; Keala Watson, DL
- 2005 Renolds Fruean, DL; Jake Ingram, DL; Landon Kafentzis, DB; Tyson Kafentzis, LB; Dylan Linkner, WR; Michael Malala, DB; Karl Noa, DL; Kenny Patton, DB; Dane Uperesa, OL; Keala Watson, DL
- 2004 Karl Noa, DL; Kenny Patton, DB; Dane Uperesa, OL
- 2003 Keani Alapa, LB; Ikaika Blackburn, LB; David Gilmore, S
- 2002 Keani Alapa, LB; David Gilmore, S; Shawn Withy-Allen, QB
- 2001 Mike Iosua, DT; Hyrum Peters, DB
- 2000 David Gilmore, DB; Mike Iosua, DL; Bobby Morgan, LB; Hyrum Peters, DB
- 1999 Bobby Morgan, LB; Daniel Reed, LB; Dan Robinson, QB; Yaphet Warren, LB
- 1998 Damien Arafiles, DB; Dan Robinson, QB
- 1997 Rufus Ayeni, LB; Lon Kalama, TE; Kekoa Kilcoyne, LB; Johnny Macon, WR; Dan Robinson, QB; Chris Shinnick, DB; Tyler Tanigawa, OL/LS; Ron Wood, DB
- 1996 Lon Kalama, FB; Bobby Singh, OL; Tyler Tanigawa, TE
- 1995 Michael Anderson, OL; Tyler Tanigawa, LS
- 1994 Johnny Macon, QB; Carlton Oswald, KS
- 1993 Phil Cunningham, SB; Travis Fonseca, OL; Deacon Hanson, OL/LS
- 1992 Jason Elam, PK/P
- 1991 Johann Bouit, WR; Shawn Ching, C; Dan Duncan, LB; Jason Elam, PK/P; Travis Fonseca, OL; Haku Kahoano, DL; Paul Manera, OL; Dean Nakagawa, DB; Tony Pang-Kee, DB; Travis Sims, RB
- 1990 Jason Elam, PK; Dane McArthur, RB; Mark Odom, LB; Tony Pang-Kee, DB; Mike Tresler, DB; Tasi Autele, DB; Dan Duncan, LB; Tom Heffernan, RB; Haku Kahoano, DL; Zerine Khan, PK; Larry Khan-Smith, WR; Kim McCloud, DB; Joe Sardo, LB; Travis Sims, RB; David Tanuvasa, DL
- 1989 Dana Directo, DL; Jason Elam, PK; Dane McArthur, WR
- 1988 Dane McArthur, SB; Dana Directo, DL
- 1987 Rick Saunders, DB
- 1980 Blane Gaison, QB/DB
- 1979 Blane Gaison, QB/DB

LITTLE ALL-COAST

- 1973 Allen Brown, 1st team, WR, UPI
Scott Haneberg, 1st team, OT, UPI
Levi Stanley, 1st team, DT, UPI
Jeris White, 1st team, DB, UPI
Harold Stringert, 2nd team, DB, UPI
- 1972 Albert Holmes, 1st team, RB, UPI
Tom Johnson, 1st team, OG, UPI
Golden Richards, 1st team, WR, UPI
Jeris White, 1st team, DB, UPI
Jim Stone, 2nd team, DL, UPI
Mike Biscotti, honorable mention, QB, UPI
Bill Letz, honorable mention, LB, UPI
Levi Stanley, honorable mention, DL, UPI
- 1971 Randy Ingraham, 1st team, LB, UPI
Randy Sherrer, 1st team, TB, UPI
- 1970 Jim Kalili, 1st team, OG, UPI
Randy Ingraham, 2nd team, LB, UPI
Larry Sherrer, 2nd team, TB, UPI
Ed Foote, honorable mention, C, UPI
Bill Massey, honorable mention, FB, UPI
- 1969 Jon Weber, 1st team, OT, UPI
Bill Massey, honorable mention, FB, UPI
Jack Spithill, honorable mention, LB, UPI
- 1967 Dennis Goodrich, 2nd team, LB, UPI
John Hoffman, 2nd team, DE, UPI
Larry Cole, honorable mention, DE, UPI
Jim Schultz, honorable mention, SE, UPI

NCAA POST-GRADUATE SCHOLARSHIP

- 1968 James Roberts

HULA BOWL

From 1947-2008, the University of Hawai'i was well-represented at the Hula Bowl, which was held in the state for 60 years. A total of 150 former Warriors participated in the bowl and a UH player was named the bowl's Most Valuable Player three times (Nick Rolovich, 2002; Blane Gaison, 1982; and Tim Buchanan; 1970).

2007 C.J. Hawthorne, WR Michael Lafaele, DL Myron Newberry, DB Karl Noa, DL Jacob Patek, DB Amani Purcell, DL Jason Rivers, WR Hercules Satele, OL Larry Sauafea, OL	2006 Ikaika Alama-Francis, DE Ross Dickerson, WR Nate Ilaoa, RB Reagan Mauia, RB Leonard Peters, S Melila Purcell, DE Dane Uperesa, OL	2005 Brandon Eaton, OL Kila Kamakawiwo'ole, LB Lono Manners, DB Tanuvasa Moe, LB/LS	2004 Timmy Chang, QB Uriah Moenoa, OL Chad Owens, WR	2003 Houston Ala, DL Jeremiah Cockheran, WR Hyrum Peters, S Lance Samuseva, DT	2002 Chris Brown, LB Sean Butts, S Justin Colbert, WR Laanui Correa, DE Lui Fuata, OL Mat McBriar, P	2001 Jacob Espiau, S Mike Iosua, DT Nate Jackson, S Manly Kanoa, OG Nick Rolovich, QB (MVP) Craig Stutzmann, WR	2000 Rinda Brooks, LB James Fenderson, RB Robert Kemfort, LB Dee Miller, DB Doug Sims, DL	1999 Quincy LeJay, DB Andy Phillips, OL Dan Robinson, QB Tony Tuioti, DL	1998 Ben Bright, DL Stephen Gonzales, LB	2007 Mark Mollner, LB Eddie Klaneski, DB Shane Oliveira, OL Chris Shinnick, DB	1996 Demitreus Henderson, DB	1995 Matt Harding, ST Clint Kuboyama, DB George Noga, DT	1994 Carlos Anderson, CB Junior Faavae, LB Kendall Goo, OL John Veneri, SB	1993 Lene Amosa, OL Taase Faumui, DL Travis Fonseca, OL Brian Gordon, SB Ivin Jasper, SB/QB Peter Pale, OL Stewart Williams, LB	1992 Bryan Addison, DB Jason Elam, PK/P Travis Sims, RB Maa Tanuvasa, DL Doug Vaioleti, OL	1991 Shawm Ching, OL Manly Williams, DL	1990 Garrett Gabriel, QB Dane McArthur, RB Mark Odom, LB Sean Robinson, OL Mike Tresler, DB	1989 Walter Briggs, DB Leo Goetas, OL Chris Roscoe, WR	1988 Amosa Amosa, OL Heikoti Fakava, RB	1987 Sam Carroll, LB Marco Johnson, WR Al Noga, DT	1986 Ron Hall, TE M.L. Johnson, LB	1985 Raphel Cherry, QB Rich Miano, DB	1984 Bernard Carvalho, OL	1983 Carl Kenneybrew, LB Jesse Sapolu, G Reggie Young, FB	1982 Gary Allen, WR Dana McLemore, DB	1981 Jim Asmus, K/P	Blane Gaison, DB (MVP)	1980 DeWayne Jett, WR Jerry Scanlan, TE	1979 Jeff Duva, QB Wilbert Haslip, RB	1978 Harris Matsushima, DT Paul Schmidt, DB	1976 Cliff LaBoy, DL Arnold Morgado, RB Pat Richardson, DL John Woodcock, DL	1975 Ken Shibata, DB	1974 Levi Stanley, DL	1972 Larry Sherrer, RB	1971 Jim Kalili, G	1970 Jack Spithill, OT Jon Weber, OT	1969 Tim Buchanan, LB (MVP) McKinley Reynolds, E	1968 Larry Cole, DT Dick Hough, B	1967 Agenhart Ellis, T	1965 Larry Price, T	1964 Joe Kealoha, T	1963 Milton Hirohata, T	1961 Cliff Ograin, E Henry Pang, G	1960 Dan Izuka, G George Naukana, T	1958 Colin Chock, E Roland Laanui, T Bill Tam, G	1957 Ed Kawawaki, B Dick Miller, B Roy Price, T	1956 Charles Araki, T Henry Ariyoshi, G Roy Dowd, G Hartwell Freitas, B Richard Ueoka, E	1954 Joe Matsukawa, B Walter Nozoe, G Ed Toma, G Eric Watanabe, G	1953 Melvin Abreu, B Charles Bessette, B Ellsworth Bush, E Dick Carpenter, B Edwin Ferreira, T Saburo Takayasu, G
--	--	--	--	---	---	--	---	---	---	---	------------------------------	--	---	---	--	--	---	--	--	--	---------------------------------------	--	---------------------------	---	--	---------------------	------------------------	--	--	--	---	----------------------	-----------------------	------------------------	--------------------	---	---	--------------------------------------	------------------------	---------------------	---------------------	-------------------------	---------------------------------------	--	--	---	--	--	--

EAST-WEST SHRINE GAME

Established in 1925, the East-West Shrine Game is the oldest college all-star game in the country. A total of 16 former Warriors have competed in the game.

2009 John Estes, OL	2004 Timmy Chang, QB	1993 Taase Faumui, DT
2008 Ryan Mouton, DB	Chad Owens, WR	1992 Jason Elam, PK
2007 Jason Rivers, WR	2003 Kelvin Millhouse, CB	1984 Falaniko Noga, LB
2006 Ikaika Alama-Francis, DE	Isaac Sopoaga, DT	1976 John Woodcock, DT
Tala Esera, OT	2002 Chris Brown, LB	1949 Harry Kahuanui, E
	2001 Manly Kanoa, OG	

SENIOR BOWL

Since 1950, the Senior Bowl has showcased the nation's top collegiate players who completed their eligibility. A total of 17 former Warriors have travelled to Mobile, Ala., site of the all-star game.

2008 David Veikune, DL Jake Ingram, LS	2007 Colt Brennan, QB
2005 Samson Satele, C	2004 Abraham Elimimian, DB
2003 Travis LaBoy, DE Isaac Sopoaga, DT	2002 Vince Manuwai, OL Pisa Tinoisamoa, LB
2000 Kynan Forney, OL	1999 Adrian Klemm, OL Kaulana Noa, OL Jeff Ulbrich, LB
1987 Al Noga, DT	1986 Kent Kafentzis, DB Walter Murray, WR
1974 Jeris White, DB	

DEFUNCT ALL-STAR GAMES

BLUE-GRAY GAME

1986 Kent Kafentzis, DB

COLLEGE ALL-STAR GAME

1976 John Woodcock, DT

COACHES

ALL-AMERICA GAME

1976 John Woodcock, DT

JAPAN BOWL

1992 Jason Elam, PK
1991 Herman Talley, LB
1989 Larry Jones, OL
1988 Mark Nua, OL
1983 Carl Kenneybrew, LB Jesse Sapolu, G Reggie Young, FB
1982 Gary Allen, WR Dana McLemore, DB
1980 Scott Voeller, LB
1979 Gary Spotts, DL
1978 Harris Matsushima, DL

OLYMPIA GOLD BOWL

1982 David Toloumu, RB

WARRIOR CLUB HONOREES

In 1977, most of the team awards were discontinued in favor of the Warrior Club. The purpose of this award is to recognize all players who give winning performances for the majority of the season.

- 2009 Rocky Savaigaea
 2008 John Estes, Solomon Elimimian, Tim Grasso
 2007 Colt Brennan, Adam Leonard, Timo Paepule
 2006 Colt Brennan, Nate Ilaoa, Ikaika Alama-Francis, Melila Purcell, Timo Paepule
 2005 Davone Bess, Tanuvasa Moe, Kila Kamakawiwo'ole, Timo Paepule
 2004 Michael Brewster, Chad Owens, Melila Purcell
 2003 Ikaika Curnan, Kurt Milne, Samson Satele
 2002 Keith Bhonapha, Vince Manuwai, Hyrum Peters
 2001 Keith Bhonapha, Jacob Espiau, Vince Manuwai
 2000 Sean Butts, Jacob Espiau, Kynan Forney
 1999 Joaquin Avila, Kaulana Noa, Quincy LeJay
 1998 Eleu Kane, Kamuela Cobb-Adams, Chris Garnier
 1997 Johnny Macon, Doug Rosevold, Tyler Tanigawa
 1996 Demitreus "Doe" Henderson, Fred Lau, Jason Mane
 1995 Matt Harding, Eddie Klaneski, Johnny Macon, Shane Oliveira, Tyler Tanigawa, Rod York
 1994 Glenn Freitas, Matt Harding, Ed Ripley, Stephen Wilson, Rod York
 1993 Deacon Hanson
 1992 Bryan Addison, Al Aliipule, Robert Blakeney, Darrick Branch, Johann Bouit, Glenn Carson, Michael Carter, Jason Elam, Deacon Hanson, Matthew Harding, Eddie Kealoha, Shavondi Johnson, Jeff Morrow, Ivan Mauga, Victor Santa Cruz, Walter Santiago, Joe Shaw, Travis Sims, Junior Tagoai, Maa Tanuvasa, Stewart Williams
 1991 Jason Elam, Walter Santiago
 1990 Sean Abreu, Travis Fonseca, Garrett Gabriel, Kenny Harper, Larry Khan-Smith, Dane McArthur, Kim McCloud, Tony Pang-Kee, Walter Santiago, Joe Sardo, Richard Stevenson, Jeff Sydnier
 1989 Sean Abreu, Bryan Addison, Kyle Ah Loo, Dan Ahuna, Shawn Alivado, Walter Briggs, Michael Coulson, Dana Directo, Jason Elam, Jamal Farmer, Garrett Gabriel, Leo Goeas, Patrick Gordon, Larry Jones, Mitchell Kaaialii, Kalani Kaleleiki, Leonard Lau, Dane McArthur, Kim McCloud, David Maeva, Mark Odom, Sean Robinson, Chris Roscoe, Joe Sardo, Allen Smith, David Stant, Jeff Sydnier, Mike Tresler, Lemoe Tua, Terry Whitaker, Lamar Young
 1988 Kyle Ah Loo, Amosa Amosa, Brian Belcher, Walter Briggs, Michael Coulson, Amani Davis, Dana Directo, Jason Elam, Heikoti Fakava, Leo Goeas, Larry Jones, Larry Khan-Smith, Kim McCloud, David Maeva, Doug Paahao, Greg Richards, Chris Roscoe, Billy Stephens, Mike Tresler
 1987 Leon Austin, Dana Directo, Chris Gaskill, Brian Norwood, Doug Paahao, Lemoe Tua, Rod Valverde
Warrior of the Year: Leon Austin
 1986 Amosa Amosa, Leon Austin, Sam Carroll, Danny Crowell, Dana Directo, David Dyas, Matt Follner, Chris Gaskill, Ron Hall, Kenny Hewitt, Thad Jefferson, M.L. Johnson, Willy Kalakau, Aaron Kane, Johnnie Levingston, Pat McCray, Sam Moku, Al Noga, Pete Noga, Brian Norwood, Mark Nua, Joe Onosai, Joe Piccola, Rick Saunders, Colin Scotts, Gregg Tipton, Rod Valverde, Everett Wade, Koldene Walsh
Warriors of the Year: Sam Moku and M.L. Johnson
 1985 Theo Adams, Dirk Apao, Michael Beazley, Kerry Brady, Danny Crowell, Brian Derby, Nuu Faaola, Quentin Flores, John Goeas, Ron Hall, Buddy Hugo, Thad Jefferson, M.L. Johnson, Kent Kafentzis, Kyle Kafentzis, Ben Maafala, Sam Moku, Kyle Mosley, Walter Murray, Al Noga, Pete Noga, Joe Onosai, Louis Santiago, Colin Scotts, Vincent Sides, Ana Tuiasosopo, Everett Wade
Warrior of the Year: M.L. Johnson
 1984 Carl Alexander, Michael Beazley, Raphel Cherry, James Elias, Nuu Faaola, George Fletcher, Quentin Flores, John Goeas, Thad Jefferson, M.L. Johnson, Kent Kafentzis, Kurt Kafentzis, Kyle Kafentzis, Junior Lopati, Tom McCarthy, Rich Miano, Kyle Mosley, Walter Murray, Joe Nobles, Al Noga, Brian Norwood, Joe Onosai, Granville Saleamua, Louis Santiago, Alvis Satele, Colin Scotts, Vincent Sides, Jack Sims, Richard Spelman, Ana Tuiasosopo, Kent Unterman, Darryl Ursery
Warriors of the Year: Nuu Faaola and Rich Miano
 1983 Kesi Afalava, Mike Akio, Dino Babers, Raphel Cherry, Bernard Carvalho, James Elias, Mark Gardner, Tom McCarthy, Rich Miano, Falaniko Noga, Doug Nomura, Johnny Taylor, Kent Unterman
Warrior of the Year: Rich Miano
 1982 Mike Akiu, Dino Babers, Duane Coleman, Jim Donovan, Vernon Gearing, Larry Goeas, Kent Kafentzis, Emlen Kahoano, Carl Kenneybrew, Rich Miano, Jim Mills, James Moore, Kenny Moore, Walter Murray, Frank Natividad, Falaniko Noga, Bernard Quarles, Jesse Sapolu, Anthony Woodson
Warrior of the Year: Larry Goeas
 1981 Gary Allen, Bryan Almadova, Nolan Baker, Duane Coleman, James Elias, Larry Goeas, Mark Kafentzis, Kani Kauahi, Carl Kenneybrew, Doug Kyle, Lee Larsen, Merv Lopes, Tim Lyons, Dana McLemore, Jim Mills, Andy Moody, Ken Moore, Falaniko Noga, Ron Pennick, Verlon Redd, Reggie Robinson, Jesse Sapolu, Itai Sataua, David Toloumu, Daryl Williams, Anthony Woodson
Warrior of the Year: Larry Goeas
 1980 Gary Allen, Bryan Almadova, Jim Asmus, Dino Babers, Dave Barbour, George Bell, Blane Gaison, Larry Goeas, Keoni Jardine, Lyndell Jones, Mark Kafentzis, Doug Kyle, Merv Lopes, Tim Lyons, Dana McLemore, Andy Moody, James Moore, Falaniko Noga, Rick Obbema, Ron Pennick, Eugene Price, Verlon Redd, Ed Riewerts, Reggie Robinson, Jesse Sapolu, Mike Stennis, Marcus Tarver, David Toloumu
Warriors of the Year: Larry Goeas and Falaniko Noga
 1979 Keith Ah Yuen, Gary Allen, Jim Asmus, Wayne Black, Blane Gaison, Larry Goeas, Keoni Jardine, Lyndell Jones, Doug Kyle, Steve Lehor, Dana McLemore, Andy Moody, James Moore, Rick Obbema, Eugene Price, Ed Riewerts, Jesse Sapolu, Itai Sataua, Jerry Scanlan, Mike Schook, Marcus Tarver, Tom Tuinei
 1978 Gary Allen, Mike Arvanetis, Dave Barbour, Wayne Black, Jeff Cabral, Tom Clark, Burton Coloma, Greg Cummings, Jeff Duva, Blane Gaison, Wilbert Haslip, Mike Jackson, DeWayne Jett, Chris Johnson, Nelson Maeda, Greg McElroy, Kevin Scullion, Arthur Smith, Gary Spotts, Junior Talaesea, Tom Tuinei, Scott Voeller, Jack Wright
 1977 Mike Arvanetis, Kent Conley, Greg Cummings, Jeff Duva, Curtis Goodman, Gerald Green, Wilbert Haslip, Floyd Jones, Harris Matsushima, Tom Murphy, Pat Schmidt, Tom Tuinei, Rick Wagner, Jack Wright

TEAM AWARDS

ALEC WATERHOUSE MOST VALUABLE PLAYER

The Alec Waterhouse Most Valuable Player Award is named after the founder and chairman of the Na Koa Football Booster Club and an original member of the 'Ahabui Koa Anuenue Board of Directors. Waterhouse's substantial contributions made possible the purchase of weight room equipment for the UH Physiology Research and Training Facility, which is named in his honor. The award has been presented annually since 1977.

- 2009 John Estes
- 2008 David Veikune
- 2007 Colt Brennan
- 2006 Ross Dickerson
- 2005 Derek Faavi
- 2004 Timmy Chang
- 2003 Travis LaBoy
- 2002 Pisa Tinoisamoa
- 2001 Ashley Lelie, Chris Brown, Sean Butts
- 2000 James Fenderson
- 1999 Dan Robinson, Jeff Ulbrich
- 1998 Wesley Morris
- 1997 Eddie Klaneski
- 1996 Eddie Klaneski
- 1995 Clint Kuboyama
- 1994 Junior Faavae
- 1993 Michael Carter
- 1992 Travis Sims
- 1991 Jason Elam
- 1990 Garrett Gabriel
- 1989 Walter Briggs
- 1988 Amosa Amosa
- 1987 William Bell, Heikoti Fakava
- 1986 Al Noga
- 1985 Kent Kafentzis
- 1984 Raphael Cherry
- 1983 Raphael Cherry
- 1982 Carl Kenneybrew, Jesse Sapolu
- 1981 Gary Allen
- 1980 Blane Gaison
- 1979 Gary Allen, Blane Gaison
- 1978 Wilbert Haslip
- 1977 Harris Matsushima

BEN YEE MOST INSPIRATIONAL AWARD

The Ben Yee Most Inspirational Award is presented annually to the player(s) who exemplifies courage and leadership during the season. Ben Yee, a long-time supporter of the Warrior Football Program who along with Alec Waterhouse and Ed Wong formed the Na Koa Football Booster Club, selects each recipient in conjunction with the football staff at the end of each season. From 1969-76, the Most Inspirational Award was named after former head coach Clark Shaunessy. No award was presented from 1977-94.


- 2009 Blaze Soares
- 2008 Jake Ingram, Ryan Mouton
- 2007 Michael Lafaele
- 2006 Tala Esera
- 2005 Melila Purcell
- 2004 Lui Fuga
- 2003 Lance Samuseva
- 2002 Lance Samuseva
- 2001 Mike Iosua
- 2000 Lui Fuga, Nate Jackson, Vince Manuwai
- 1999 Joe Correia
- 1998 Wesley Morris
- 1997 Chris Shinnick
- 1996 Eddie Klaneski
- 1995 Mike Petersen
- 1976 A.J. Cleveland
- 1975 Arnold Morgado
- 1974 Cliff Laboy
- 1973 Simeon Alo
- 1972 Elroy Chong
- 1971 Randy Ingraham
- 1970 Jim Kalili
- 1969 Jack Spithill

MOST VALUABLE SCOUTS


- 2009 Brett Leonard
- 2008 Off.: Shane Austin
Def.: Alasi Toilolo
ST: Ryan Perry
- 2007 Off.: Jake Santos
Def.: Elliott Purcell
ST: Kenny Estes
- 2006 Off.: William Brogan
Def.: Ryan Perry
ST: Jayson Rego
- 2005 Off.: John Estes
Def.: C.J. Tausaga
ST: Joshua Rice
- 2004 Off.: Keith AhSoon
Def.: Lafu Tuioti-Mariner
ST: Orlando Wong
- 2003 Off.: Doug Wylie
Def.: Laiana Wong
ST: Rustin Saole

- 2002 Off.: Garrett Dearing
Def.: Tanuvasa Moe
ST: Gary Wright
- 2001 Off.: Michael Brewster
Def.: Ikaika Curnan
ST: Gary Wright
- 2000 Off.: Jonathan Kauka
Def.: Colin Wills
ST: Kelvin Millhouse, Jr.
- 1999 Off.: Kevin Gilbride
Def.: Gary Wright
- 1998 Off.: Thero Mitchell
Def.: Chris Riccardi
- 1997 Off.: Fred Lau
Def.: Jay Amina
- 1996 Off.: Quincy Jacobs
Def.: Scott Sherwood
ST: Damien Arafiles
- 1995 Off.: Sione Tafuna, Hunter Young
Def.: Sam Collins
ST: Alan Hackbarth
- 1994 Off.: Bojo Ring
Def.: Kamuela Cobb-Adams
ST: Dennis Kauwe
- 1993 Off.: Johnny Macon
Def.: Brian Chapman
ST: Will Ogburn
- 1992 Off.: Todd Woods
Def.: Tama Satele
ST: Greg Roach
- 1991 Off.: Rod York
Def.: Benjamin Prohm
- 1990 Off.: Ivin Jasper
Def.: Nalei Cox
- 1989 Off.: Ollie Myrick
Def.: David Tanuvasa
- 1988 Off.: Darin Oshiro
Def.: Manly Williams
- 1987 Off.: Nuuanu Kaulia
Def.: Haku Kahoano
- 1986 Off.: Warren Jones
Def.: Ross Yamasaki
- 1985 Off.: Kalani Kaleleiki
Def.: Larry Jones
- 1984 Off.: Greg Tipton
Def.: Tim Lorenz
- 1983 Off.: Charlie Moetului
Def.: John Goeas
- 1982 Off.: Kevin Haggerty
Def.: Colin Scotts
- 1981 Off.: Quentin Flores
Def.: Jack Sims
- 1980 Off.: Ron Han
Def.: Rich Miano
- 1979 Off.: Rip Gourley
Def.: Kelly Scullion
- 1977 Off.: E.E. Price
Def.: Harding Parilla


NATIONAL FOOTBALL LEAGUE (NFL)




IKAIKA ALAMA-FRANCIS



COLT BRENNAN



ISAAC SOPOAGA



VINCE MANUWAI

Player	Yrs At UH	Pos.	NFL Team (Years)
Bryan Addison	1989	db	Houston Oilers (1995)
Charles Aiu	1972-75	ot	San Diego Chargers (1976-78) Seattle Seahawks (1978)
Mike Akiu	1982-84	wr	Houston Oilers (1985-86)
Ikaika Alama-Francis	2003-06	de	Detroit Lions (2007-08) Miami Dolphins (2009)
Gary Allen	1978-81	rb	Houston Oilers (1982-83) Dallas Cowboys (1983-84)
Jim Asmus	1979-80	pk	San Francisco (1987)
Dan Audick [^]	1974-76	ot	St. Louis Cardinals (1977, 1983-84) San Francisco 49ers (1981-82) San Diego Chargers (1978-80)
Davone Bess	2005-07	wr	Miami Dolphins (2008-09)
Kerry Brady	1985	pk	Dallas Cowboys (1987) Indianapolis Colts (1988) Buffalo Bills (1989)
Colt Brennan	2005-07	qb	Washington Redskins (2008-09)
Tim Buchanan	1968	lb	Cincinnati Bengals (1969)
Raphel Cherry	1981-84	db	Washington Redskins (1985) Detroit Lions (1987-88)
Larry Cole [^]	1967	de	Dallas Cowboys (1968-80)
Jason Elam [^]	1989-92	pk-p	Denver Broncos (1993-2007) Atlanta Falcons (2008-09)
Nuu Faaola	1982-85	rb	New York Jets (1986-89) Miami Dolphins (1989)
Taase Faumui	1991-93	dt	Pittsburgh Steelers (1994-95) Oakland Raiders (1997)
James Fenderson	1999-2000	rb	New Orleans Saints (2001-03)
Kynan Forney	1998, 2000	ot	Atlanta Falcons (2001-07) San Diego Chargers (2008)
Blane Gaison	1976, '78-80	db	Atlanta Falcons (1981-84)
Leo Goeas	1985, '87-89	ol	San Diego Chargers (1990-92) Los Angeles/St. Louis Rams (1993-96) Baltimore Ravens (1997)
John Gordon	1970	ot	Detroit Lions (1972)
Ron Hall	1983, '85-86	te	Tampa Bay Buccaneers (1987-93) Detroit Lions (1994-95)
Wilbert Haslip	1975-78	rb	Kansas City Chiefs (1979)
C.J. Hawthorne	2006-07	wr	Buffalo Bills (2008)
John Hoffman	1967-68	de	Washington Redskins (1969-70) Chicago Bears (1971) St. Louis Cardinals (1972) Denver Broncos (1972)
Wayne Hunter	2001-02	ot	Seattle Seahawks (2003-05) Jacksonville Jaguars (2006) New York Jets (2008-09)
Jake Ingram	2005-08	ls	New England Patriots (2009)
M.L. Johnson	1983-86	lb	Seattle Seahawks (1987-89)
Kurt Kafentzis	1981-84	db	Houston Oilers (1987)
Mark Kafentzis	1980-81	db	Cleveland Browns (1982) Baltimore/Indianapolis Colts (1983-84)
Kani Kauahi	1981	ol	Seattle Seahawks (1982-86) Green Bay Packers (1988) Phoenix Cardinals (1989-91, '93) Kansas City Chiefs (1992)
Adrian Klemm [^]	1996-99	ot	New England Patriots (2000-04) Green Bay Packers (2005)


Player	Yrs At UH	Pos.	NFL Team (Years)
Travis LaBoy	2001-03	de	Tennessee Titans (2004-07) Arizona Cardinals (2008)
Ashley Lelie	1999-2001	wr	Denver Broncos (2002-05) Atlanta Falcons (2006) San Francisco 49ers (2007) Oakland Raiders (2008)
Vince Manuwai	1999-2002	og	Jacksonville Jaguars (2003-09)
Reagan Mauia	2005-06	rb	Miami Dolphins (2007) Cincinnati Bengals (2008) Arizona Cardinals (2009)
Mat McBriar	2000-02	p	Dallas Cowboys (2004-09)
Dana McLemore [^]	1978-81	db	San Francisco 49ers (1982-86, '87) New Orleans Saints (1986) New York Jets (1985-89) Philadelphia Eagles (1991-94) Atlanta Falcons (1995)
Rich Miano	1982-84	db	Baltimore/Indianapolis Colts (1983-84) Kansas City Chiefs (1977-80)
Jim Mills	1979-82	ot	Tennessee Titans (2009)
Arnold Morgado	1974-75	rb	Indianapolis Colts (1986-87)
Ryan Mouton	2007-08	db	St. Louis Rams (2000-01)
Walter Murray	1982-85	wr	Minnesota Vikings (1988-92) Washington Redskins (1993) Indianapolis Colts (1994)
Kaulana Noa	1996-99	ot	St. Louis/Phoenix Cardinals (1984-88) Detroit Lions (1989-91)
Al Noga	1984-87	dt	St. Louis Cardinals (1987) Jacksonville Jaguars (2005-07) Cleveland Browns (2007-08)
Falaniko Noga	1980-83	lb	Dallas Cowboys (1973-79) San Francisco 49ers (1983-84, '87-97) Miami Dolphins (2007-08) Oakland Raiders (2009)
Pete Noga	1983, '85-86	lb	Washington Redskins (1980-81) St. Louis Cardinals (1987)
Chad Owens	2001-04	wr	Seattle Seahawks (1987)
Melila Purcell	2003-06	de	San Francisco 49ers (2004-09)
Golden Richards [^]	1972	wr	Philadelphia Eagles (1992-95)
Jesse Sapolu [^]	1979-82	ol	Los Angeles Rams (1993) Denver Broncos (1995-2000) San Diego Chargers (2001)
Samson Satele	2003-06	c	Atlanta Falcons (1984-86) Miami Dolphins (1986)
Jerry Scanlan	1976-79	ot	San Diego Chargers (1987) San Francisco 49ers (2004-09)
Colin Scotts	1983-85	dt	Philadelphia Eagles (1992-95)
Jack Sims	1982-84	ol	Los Angeles Rams (1993) Denver Broncos (1995-2000)
Isaac Sopoaga	2002-03	dt	San Diego Chargers (2001)
Jeff Sydner	1989-91	wr/kr	Atlanta Falcons (1984-86) Miami Dolphins (1986)
Maa Tanuvasa [^]	1990-92	dl	San Diego Chargers (1987) St. Louis Rams (2003-08) Chicago Bears (2009)
Johnny Taylor	1982-83	lb	Dallas Cowboys (1983-1997) Detroit Lions (1980)
Pisa Tinoisamoa	2000-02	lb	San Francisco 49ers (2000-09) Cleveland Browns (2009)
Mark Tuinei [^]	1982	dt	Miami Dolphins (1974-76) Tampa Bay Buccaneers (1977-79) Washington Redskins (1980-82)
Tom Tuinei	1976-79	dt	Detroit Lions (1976-80)
Jeff Ullbrich	1998-99	lb	San Diego Chargers (1981-82)
David Veikune	2006-08	de	
Jeris White [^]	1970-73	db	
John Woodcock	1974-75	dt	

bold indicates active player through 2009 season
[^] - Super Bowl Champion

WARRIOR NFL DRAFT PICKS

A total of 64 former Warriors have been selected in the NFL Draft. In the 2002 draft, wide receiver Ashley Lelie was the program's highest pick, taken in the first round (19th overall) by the Denver Broncos. A record five players were taken in the 2007 draft. In 2009, three Warriors were selected - David Veikune (2nd round by the Cleveland Browns), Ryan Mouton (3rd round by the Tennessee Titans), and Jake Ingram (6th round by the New England Patriots).

Player	Year	Rd	Pick	Pos	Team
David Veikune	2009	2	52	DL	Cleveland Browns
Ryan Mouton	2009	3	94	DB	Tennessee Titans
Jake Ingram	2009	6	198	LS	New England Patriots
Colt Brennan	2008	6	186	QB	Washington Redskins
Ikaika Alama-Francis	2007	2	58	DE	Detroit Lions
Samson Satele	2007	2	60	C	Miami Dolphins
Reagan Mauia	2007	6	181	FB	Miami Dolphins
Melila Purcell	2007	6	200	DE	Cleveland Browns
Nate Ilaoa	2007	7	236	FB	Philadelphia Eagles
Chad Owens	2005	6	185	WR	Jacksonville Jaguars
Travis LaBoy	2004	2	42	DE	Tennessee Titans
Isaac Sopoaga	2004	4	104	DT	San Francisco 49ers
Pisa Tinoisamoa	2003	2	43	OLB	St. Louis Rams
Vince Manuwai	2003	3	72	G	Jacksonville Jaguars
Wayne Hunter	2003	3	73	T	Seattle Seahawks
Ashley Lelie	2002	1	19	WR	Denver Broncos
Kynan Forney	2001	7	219	G	Atlanta Falcons
Adrian Klemm	2000	2	46	T	New England Patriots
Jeff Ulbrich	2000	3	86	LB	San Francisco 49ers
Kaulana Noa	2000	4	104	T	St. Louis Rams
Ta'ase Faumui	1994	4	122	DE	Pittsburgh Steelers
Jason Elam	1993	3	70	K	Denver Broncos
Maa Tanuvasa	1993	8	209	DT	Los Angeles Rams
Darrick Branch	1993	8	220	WR	Tampa Bay Buccaneers
Jeff Sydnor	1992	6	160	WR	Philadelphia Eagles
Leo Goegas	1990	3	60	T	San Diego Chargers
Al Noga	1988	3	71	DE	Minnesota Vikings
Marco Johnson	1988	10	271	WR	Houston Oilers
Colin Scotts	1987	3	70	DT	St. Louis Cardinals
Ron Hall	1987	4	87	TE	Tampa Bay Buccaneers
Joe Onosai	1987	6	151	T	Dallas Cowboys
M.L. Johnson	1987	9	243	LB	Seattle Seahawks
Walter Murray	1986	2	45	WR	Washington Redskins
Kent Kafentzis	1986	9	227	DB	St. Louis Cardinals
Nuu Faaola	1986	9	245	RB	New York Jets
Raphel Cherry	1985	5	122	DB	Washington Redskins
Rich Miano	1985	6	166	DB	New York Jets
Mike Akiu	1985	7	170	WR	Houston Oilers
Bernard Carvalho	1984	7	194	OL	Miami Dolphins
Niko Noga	1984	8	201	LB	St. Louis Cardinals
Anthony Edgar	1983	7	174	RB	Philadelphia Eagles
Jim Mills	1983	9	225	T	Baltimore Colts
Jesse Sapolu	1983	11	289	G	San Francisco 49ers
Gary Allen	1982	6	148	RB	Houston Oilers
David Toloumu	1982	7	176	RB	Atlanta Falcons
Mark Kafentzis	1982	8	199	DB	Cleveland Browns
Dana McLemore	1982	10	269	DB	San Francisco 49ers
DeWayne Jett	1980	9	222	WR	Detroit Lions
Tom Tuinei	1980	9	223	DT	Detroit Lions
Wilbert Haslip	1979	8	210	RB	San Diego Chargers
Dan Audick	1977	4	106	T	Pittsburgh Steelers
John Woodcock	1976	3	76	DT	Detroit Lions
Curtis Akins	1976	9	254	C	Washington Redskins
Jeris White	1974	2	52	DB	Miami Dolphins
Levi Stanley	1974	17	425	DT	San Francisco 49ers
John Conley	1973	16	410	TE	Dallas Cowboys
Richard Ruppert	1972	10	257	T	Kansas City Chiefs
Henry Sovio	1972	13	327	TE	Atlanta Falcons
Rocky Pamplin	1971	10	239	RB	New Orleans Saints
Ed Foote	1971	16	403	C	San Diego Chargers
Larry Arnold	1970	12	308	QB	Los Angeles Rams
Tim Buchanan	1969	8	187	LB	Cincinnati Bengals
McKinley Reynolds	1969	10	241	TE	New Orleans Saints
Larry Cole	1968	16	428	DE	Dallas Cowboys



DAVID VEIKUNE (2ND ROUND, CLEVELAND)



RYAN MOUTON (3RD ROUND, TENNESSEE)



JAKE INGRAM (6TH ROUND, NEW ENGLAND)

WARRIOR NFL FREE AGENTS

Player	Year	Pos	Team
John Estes	2010	OL	Jacksonville Jaguars
Ray Hisatake	2010	OL	Carolina Panthers
Aaron Kia	2010	OL	New York Jets
Brashton Satele	2010	LB	New York Jets
Jameel Dowling	2009	CB	Arizona Cardinals
Joshua Leonard	2009	DT	Houston Texans
Davone Bess	2008	WR	Miami Dolphins
Ryan Grice-Mullen	2008	WR	Houston Texans/Chicago Bears
C.J. Hawthorne	2008	WR	Atlanta Falcons
Jason Rivers	2008	WR	Tennessee Titans
Hercules Satele	2008	C	Arizona Cardinals
Tala Esera	2007	OT	Miami Dolphins
Kenny Patton	2007	CB	Oakland Raiders
Leonard Peters	2007	S	New York Jets
Dane Uperesa	2007	OT	Cincinnati Bengals
Lawrence Wilson	2007	DT	Baltimore Ravens
Timmy Chang	2005	QB	Arizona Cardinals
Abraham Elimimian	2005	CB	San Diego Chargers
Lui Fuga	2005	DT	San Diego Chargers
Jermiah Cockheran	2004	WR	Cincinnati Bengals
Kevin Jackson	2004	DE	Green Bay Packers
Kevin Millhouse, Jr.	2004	CB	Miami Dolphins
Chris Brown	2003	LB	Baltimore Ravens
Mat McBriar	2003	P	Denver Broncos
Robert Grant	2002	S	Cincinnati Bengals
Mike Iosua	2002	DL	San Francisco 49ers
Nate Jackson	2002	S	Tennessee Titans
Manly Kanoa	2002	OL	Atlanta Falcons
Nick Rolovich	2002	QB	Denver Broncos
Brian Smith	2002	OL	Baltimore Ravens
James Fenderson	2001	RB	New Orleans Saints
Dwight Carter	2000	WR	San Francisco 49ers
Andy Phillips	2000	OG	San Diego Chargers
Dustin Owen	2000	C	San Francisco 49ers
Dan Robinson	2000	QB	Baltimore Ravens
Yaphet Warren	2000	LB	Seattle Seahawks
Brannon Kennedy	1996	WR	Washington Redskins
Kendall Goo	1995	OL	New Orleans Saints
Bryan Addison	1993	DB	Oakland Raiders
Travis Sims	1993	RB	Denver Broncos
Mitch Kaaialii	1992	OT	San Diego Chargers
Walter Briggs	1989	DB	Houston Oilers
Chris Roscoe	1989	WR	Chicago Bears


Player	Year	Pos	Team
William Bell	1988	RB	Chicago Bears
Kerry Brady	1988	PK	Buffalo Bills
Sam Carroll	1988	DT	Oakland Raiders
Heikoti Fakava	1988	RB	Seattle Seahawks
Daniel Crowell	1987	RB	St. Louis Cardinals
David Dyas	1987	WR	Green Bay Packers
Kyle Kafentzis	1987	DB	Chicago Bears
Pete Noga	1987	LB	St. Louis Cardinals
Ana Tuiasosopo	1986	DL	Kansas City Chiefs
Jim Asmus	1985	K	Washington Redskins
Kurt Kafentzis	1985	DB	Houston Oilers
Tom McCarthy	1985	P	Kansas City Chiefs
Jack Sims	1985	OL	Seattle Seahawks
Carl Kennybrew	1984	LB	Denver Broncos
Johnny Taylor	1984	LB	Atlanta Falcons
Mark Tuinei	1983	OL	Dallas Cowboys
Dave Barbour	1982	TE	Denver Broncos
Kani Kauahi	1982	OL	San Francisco 49ers
Merv Lopes	1982	WR	Denver Broncos
Marcus Tarver	1982	LB	Denver Broncos
Reggie Young	1982	RB	Denver Broncos
Verlon Redd	1981	DB	San Francisco 49ers
Jim Asmus	1980	PK	Buffalo Bills
Blaine Gaison	1980	DB	Atlanta Falcons
Rick Obbema	1980	DT	Philadelphia Eagles
Jerry Scanlan	1979	OT	Washington Redskins
Arthur Smith	1978	TE	Denver Broncos
Floyd Jones	1977	DE	Dallas Cowboys
Pat Schmidt	1977	S	Los Angeles Rams
Andrew Cleveland	1976	LB	Philadelphia Eagles
Charles Aiu	1976	OT	San Diego Chargers
Don Herrold	1975	LB	Los Angeles Rams
Cliff LaBoy	1975	DE	San Francisco 49ers
Arnold Morgado	1975	RB	Kansas City Chiefs
Bob Winkfield	1975	OL	Minnesota Vikings
James Kalili	1974	OG	Washington Redskins
Howard Stringert	1973	DB	San Diego Chargers
Larry Dorsey	1972	DB	New England Patriots
Larry Sherrer	1972	RB	New York Giants
Dennis Wyckoff	1972	RB	Dallas Cowboys
John Gordon	1970	OT	Washington Redskins
John Hammond	1969	DT	Washington Redskins
John Hoffman	1968	DE	Washington Redskins
Mark Rengal	1967	DT	New Orleans Saints
Larry Price	1966	OL	Los Angeles Rams



WAYNE HUNTER



JEFF ULBRICH



MAT MCBRIAR



DAVONE BESS



Jason Elam retired from the Denver Broncos after a 17-year career in which he won two Super Bowls and shares the NFL record for longest field goal (63 yards).



Offensive linemen Jesse Sapolu (left) and Mark Tuinei combined to win seven Super Bowls with the San Francisco 49ers and Dallas Cowboys, respectively. Both appeared in two Pro Bowls at Aloha Stadium, including the 2005 game.



Wide receiver Ashley Lelie was the highest player drafted in school history, taken by the Denver Broncos with the 19th overall pick in the 2002 NFL Draft.

CANADIAN FOOTBALL LEAGUE (CFL)

BRITISH COLUMBIA LIONS

Kesi Afalava, dt, free agent, 1984
Dino Babers, rb, free agent, 1984
Solomon Elimimian, lb, free agent, 2010
Ryan Grice-Mullen, wr, free agent, 2008
David Maeva, lb, 3rd round, 1996
Chad Mock, wr, free agent, 2007
Craig Stutzmann, wr, free agent, 2002

CALGARY STAMPEDERS

Channon Harris, wr, free agent, 2002
Ken Moore, te, free agent, 1982
Brian Norwood, db, free agent, 1988
Mark Odom, olb, free agent, 1991
Bernard Quarles, qb, free agent, 1985
Alvis Satele, lb, free agent, 1985
Joe Seumalo, dl, free agent, 1988
Anthony Woodson, lb, free agent, 1984

HAMILTON TIGER-CATS

Timmy Chang, qb, free agent, 2007

EDMONTON ESKIMOS

Warren Jones, qb, free agent, 1988
Hyrum Peters, db, free agent, 2004

MONTREAL ALOUETTES

Bill Massey, rb, free agent, 1970
Chad Owens, wr, free agent, 2009

SASKATCHEWAN ROUGHRIDERS

Justin Colbert, wr, free agent, 2003
Dane McArthur, sb, free agent, 1991
Kim McCloud, db, free agent, 1991
Pat Richardson, de, free agent, 1975
Ramsey Simmons, de, free agent, 1973

TORONTO ARGONAUTS

Saipele Manutai, lb, free agent, 1975
Zac Odom, db, free agent, 1995
Chad Owens, wr, 2010

WINNIPEG BLUE BOMBERS

Michael Coulson, cb, free agent, 1989
Matt Elam, dt, free agent, 2000
Joe Nobles, wr, free agent, 1986

WORLD LEAGUE OF AMERICAN FOOTBALL/ NFL EUROPE

AMSTERDAM ADMIRALS

Abraham Elimimian, db, 2006-07
Taase Faumui, dl, 1998
Tanuvasa Moe, lb, 2007

BARCELONA DRAGONS

Kaulana Noa, ol, 2002

FRANKFURT GALAXY

Theo Adams, ol, 1996
Darrick Branch, wr, 1998

ORLANDO THUNDER

Chris Roscoe, wr, 1991

LONDON MONARCHS

Theo Adams, ol, 1991-92
Larry Jones, ol, 1991-92

RHEIN FIRE

Dwight Carter, wr, 2001
Timmy Chang, qb, 2006
Nick Ma'afala, dl, 1995
Nick Rolovich, qb, 2003
Joe Seumalo, dl, 1995
Doug Sims, dl, 2005
Junior Tagoai, dl, 1995

SACRAMENTO SURGE

Mark Nua, ol, 1991

ARENA FOOTBALL LEAGUE (AFL)

COLORADO CRUSH

Chad Owens, wr, 2008

COLUMBUS DESTROYERS

Nate Ilaoa, rb, free agent, 2008

DALLAS DESPERADOS

Shawndel Tucker, free agent, 2001

GRAND RAPIDS RAMPAGE

Brandon Eaton, free agent, 2008

LAS VEGAS GLADIATORS

Nick Rolovich, qb, free agent, 2004

SAN JOSE SABERCATS

Al Noga, free agent, 1996

UNITED STATES FOOTBALL LEAGUE (USFL)

ARIZONA WRANGLERS

Pat Schmidt, db, free agent, 1983

DENVER GOLD

Fred Hemphill, db, 17th round, 1985

MEMPHIS SHOWBOATS

Lyndell Jones, db, free agent, 1984

NEW JERSEY GENERALS

Tony Holyfield, dl, free agent, 1984

OKLAHOMA OUTLAWS

Tom Knight, db, free agent, 1983
Mitch Pounds, dt, free agent, 1983

WORLD FOOTBALL LEAGUE (WFL)

HAWAIIANS

Regis Grice, rb, free agent, 1974
Albert Holmes, rb, free agent, 1974
Glenn Hookano, wr, free agent, 1974

PHILADELPHIA BELL

Tim Paul, db, free agent, 1974

PORTLAND STORM

Dan Miller, lb, free agent, 1973

SOUTHERN CALIFORNIA SUN

Ken Shibata, db, free agent, 1974

NI'HAU • KAUA'I • O'AHU • MOLOKA'I • MAUI • KAHO'OLAWA • LANA'I • HAWAI'I

WELCOME TO
HAWAI'I
THE ALOHA STATE



AN EDUCATION IN PARADISE

University of Hawai'i's flagship campus located in Mānoa is only minutes from world-renowned landmarks, Waikiki Beach and Diamond Head.

Featuring a student body of over 20,000 from diverse communities, a wide-range of curriculum and athletics complement the superb year-round weather that makes the University of Hawai'i at Mānoa your ideal destination to study, live, and play.



VAUGHN MEATOGA
Junior ▶ Defensive Line

BRYANT MONIZ
Junior ▶ Quarterback

KEALOHA PILARES
Senior ▶ Slotback

WARRIOR FOOTBALL

Date	Opponent	Location	Time
SEPT. 2	USC	Aloha Stadium	5:00 p.m.
Sept. 11	at Army	West Point, N.Y.	12:00 p.m. (ET)
Sept. 18	at Colorado	Boulder, Colo.	1:30 p.m. (MT)
SEPT. 25	CHARLESTON SOUTHERN	ALOHA STADIUM	5:30 p.m.
OCT. 2	LOUISIANA TECH*	ALOHA STADIUM	5:30 p.m.
Oct. 9	at Fresno State*	Fresno, Calif.	7:00 p.m. (PT)
OCT. 16	NEVADA*	ALOHA STADIUM	5:30 p.m.
Oct. 23	at Utah State*	Logan, Utah	3:00 p.m. (MT)
OCT. 30	IDAHO* (HOMECOMING)	ALOHA STADIUM	5:30 p.m.
Nov. 6	at Boise State*	Boise, Idaho	12:00 p.m. (MT)
NOV. 20	SAN JOSE STATE*	ALOHA STADIUM	5:30 p.m.
Nov. 27	at New Mexico State*	Las Cruces, N.M.	1:00 p.m. (MT)
DEC. 4	UNLV	ALOHA STADIUM	5:30 p.m.

Home Games are in **BOLD CAPS**
* denotes a Western Athletic Conference contest