



*GRAND VALLEY STATE MEN'S BASKETBALL RECORD BOOK*



**COACHING RECORDS**


| Year          | Coach             | Won        | Lost       | Pct.        | GLIAC      | Place      |               |
|---------------|-------------------|------------|------------|-------------|------------|------------|---------------|
| 1966-67       | Dave Sharphorn    | 7          | 15         | .318        | --         | --         |               |
| 1967-68       | Dave Sharphorn    | 4          | 21         | .160        | --         | --         |               |
| 1968-69       | Dave Sharphorn    | 13         | 11         | .542        | --         | --         |               |
| 1969-70       | Dave Sharphorn    | 10         | 14         | .417        | --         | --         |               |
| 1970-71       | Dave Sharphorn    | 16         | 10         | .615        | --         | --         |               |
| 1971-72       | Dave Sharphorn    | 17         | 10         | .630        | --         | --         |               |
| 1972-73       | Tom Villemure     | 20         | 6          | .769        | 6          | 2          | 2nd           |
| 1973-74       | Tom Villemure     | 23         | 6          | .793        | 5          | 3          | T-2nd         |
| 1974-75       | Tom Villemure     | 22         | 8          | .733        | 9          | 1          | 1st           |
| 1975-76       | Tom Villemure     | 17         | 11         | .607        | 12         | 2          | T-1st         |
| 1976-77       | Tom Villemure     | 30         | 4          | .882        | 16         | 0          | 1st           |
| 1977-78       | Tom Villemure     | 19         | 10         | .655        | 11         | 5          | T-3rd         |
| 1978-79       | Tom Villemure     | 25         | 5          | .833        | 12         | 2          | 1st           |
| 1979-80       | Tom Villemure     | 16         | 12         | .571        | 10         | 4          | T-2nd         |
| 1980-81       | Tom Villemure     | 12         | 16         | .429        | 8          | 8          | 5th           |
| 1981-82       | Tom Villemure     | 6          | 21         | .222        | 4          | 12         | 8th           |
| 1982-83       | Tom Villemure     | 14         | 14         | .500        | 10         | 6          | 4th           |
| 1983-84       | Tom Villemure     | 18         | 10         | .643        | 10         | 6          | 3rd           |
| 1984-85       | Tom Villemure     | 21         | 8          | .724        | 14         | 2          | 2nd           |
| 1985-86       | Tom Villemure     | 14         | 14         | .500        | 8          | 8          | 4th           |
| 1986-87       | Tom Villemure     | 12         | 16         | .429        | 5          | 11         | T-6th         |
| 1987-88       | Tom Villemure     | 18         | 10         | .643        | 8          | 8          | 4th           |
| 1988-89       | Tom Villemure     | 22         | 6          | .786        | 12         | 4          | 2nd           |
| 1989-90       | Tom Villemure     | 19         | 9          | .679        | 11         | 5          | T-2nd         |
| 1990-91       | Tom Villemure     | 26         | 5          | .839        | 13         | 3          | 1st           |
| 1991-92       | Tom Villemure     | 20         | 11         | .645        | 10         | 6          | 2nd           |
| 1992-93       | Tom Villemure     | 14         | 12         | .538        | 7          | 9          | T-6th         |
| 1993-94       | Tom Villemure     | 7          | 19         | .269        | 4          | 14         | 10th          |
| 1994-95       | Tom Villemure     | 12         | 14         | .462        | 8          | 10         | T-7th         |
| 1995-96       | Tom Villemure     | 11         | 15         | .423        | 9          | 9          | T-8th         |
| 1996-97       | Jay Smith         | 23         | 6          | .793        | 14         | 4          | 1st (North)   |
| 1997-98       | Terry Smith       | 15         | 10         | .600        | 10         | 8          | T-4th (North) |
| 1998-99       | Terry Smith       | 17         | 10         | .630        | 12         | 7          | 3rd (North)   |
| 1999-00       | Terry Smith       | 13         | 15         | .464        | 8          | 11         | 4th (North)   |
| 2000-01       | Terry Smith       | 21         | 9          | .700        | 11         | 7          | T-1st (North) |
| 2001-02       | Terry Smith       | 15         | 13         | .536        | 8          | 10         | T-3rd (North) |
| 2002-03       | Terry Smith       | 14         | 14         | .500        | 8          | 10         | 3rd (North)   |
| 2003-04       | Terry Smith       | 14         | 13         | .519        | 6          | 12         | 5th (North)   |
| 2004-05       | Ric Wesley        | 18         | 10         | .643        | 11         | 7          | 2nd (North)   |
| 2005-06       | Ric Wesley        | 27         | 4          | .871        | 16         | 2          | 1st (North)   |
| 2006-07       | Ric Wesley        | 29         | 5          | .853        | 15         | 3          | 1st (North)   |
| 2007-08       | Ric Wesley        | 36         | 1          | .973        | 18         | 0          | 1st (North)   |
| 2008-09       | Ric Wesley        | 21         | 10         | .677        | 14         | 8          | 2nd (North)   |
| 2009-10       | Ric Wesley        | 22         | 9          | .710        | 16         | 6          | 1st (North)   |
| 2010-11       | Ric Wesley        | 19         | 8          | .704        | 14         | 5          | 2nd (North)   |
| 2011-12       | Ric Wesley        | 14         | 13         | .519        | 10         | 9          | 4th (North)   |
| 2012-13       | Ric Wesley        | 19         | 9          | .679        | 15         | 7          | 3rd (North)   |
| 2013-14       | Ric Wesley        | 19         | 8          | .704        | 15         | 7          | 3rd (North)   |
| 2014-15       | Ric Wesley        | 13         | 15         | .464        | 9          | 13         | 7th (North)   |
| 2015-16       | Ric Wesley        | 18         | 11         | .621        | 12         | 10         | 5th (North)   |
| <b>Totals</b> | <b>50 Seasons</b> | <b>872</b> | <b>536</b> | <b>.619</b> | <b>464</b> | <b>286</b> |               |



**Dave Sharphorn**  
 • Six seasons  
 • Record: 67-81 (.453)



**Tom Villemure**  
 • 24 seasons  
 • Record: 418-262 (.615)



**Jay Smith**  
 • One season  
 • Record: 23-6 (.793)



**Terry Smith**  
 • Seven seasons  
 • Record: 109-84 (.565)



**Ric Wesley**  
 • 12 seasons  
 • Record: 255-103 (.712)

## SINGLE SEASON RECORDS

| <b>Points</b>               |      | <b>Rebounds</b>             |      | <b>Steals</b>               |     |
|-----------------------------|------|-----------------------------|------|-----------------------------|-----|
| Paul Peterman (1976-77)     | 770  | Sid Bruinsma (1976-77)      | 423  | Tim Ludwick (1984-85)       | 115 |
| Fred Roh (1972-73)          | 720  | Dan Poole (1967-68)         | 357  | Jason Boucher (2000-01)     | 80  |
| Joe Modderman (1996-97)     | 703  | Paul Peterman (1976-77)     | 350  | Mike Davis (1987-88)        | 76  |
| John Flynn (2001-02)        | 673  | Dan Poole (1968-69)         | 347  | Mike Davis (1986-87)        | 73  |
| John Flynn (1999-00)        | 639  | Callistus Eziukwu (2007-08) | 324  | Jason Jamerson (2007-08)    | 72  |
| Paul Peterman (1977-78)     | 612  | Ben Johnson (1971-72)       | 308  | Jeff Kaminski (2001-02)     | 70  |
| Fred Roh (1971-72)          | 600  | Dan Poole (1969-70)         | 306  | Jason Boucher (2001-02)     | 68  |
| Sid Bruinsma (1976-77)      | 584  | Fred Roh (1971-72)          | 278  | Jason Devine (1990-91)      | 68  |
| Callistus Eziukwu (2007-08) | 582  | Bob Hurd (1970-71)          | 275  | Ron Polus (1981-82)         | 68  |
| John Flynn (2000-01)        | 544  | Fred Roh (1970-71)          | 270  | Sid Bruinsma (1976-77)      | 66  |
| <b>Points Per Game</b>      |      | <b>Rebounds Per Game</b>    |      | <b>Steals Per Game</b>      |     |
| Fred Roh (1972-73)          | 27.7 | Dan Poole (1968-69)         | 15.1 | Tim Ludwick (1984-85)       | 4.1 |
| Joe Modderman (1996-97)     | 24.2 | Dan Poole (1967-68)         | 14.3 | Jason Boucher (2000-01)     | 2.7 |
| John Flynn (2001-02)        | 24.0 | Ben Johnson (1971-72)       | 13.5 | Mike Davis (1987-88)        | 2.7 |
| Fred Roh (1971-72)          | 23.1 | Dan Poole (1969-70)         | 12.8 | Mike Davis (1986-87)        | 2.6 |
| John Flynn (1999-00)        | 22.8 | Sid Bruinsma (1976-77)      | 12.4 | Ron Polus (1981-82)         | 2.5 |
| Paul Peterman (1976-77)     | 22.6 | Bob Hurd (1970-71)          | 12.0 | Jason Boucher (2001-02)     | 2.4 |
| Paul Peterman (1977-78)     | 21.1 | Fred Roh (1969-70)          | 11.5 | Jeff Kaminski (1984-85)     | 2.4 |
| Jeff Lende (1973-74)        | 21.1 | Ben Johnson (1971-72)       | 11.4 | Jason Devine (1990-91)      | 2.3 |
| Brent Wichlacz (1992-93)    | 20.4 | Fred Roh (1971-72)          | 10.7 | Randy Parlor (1983-84)      | 2.3 |
| Ennis Young (1998-99)       | 20.1 | Fred Roh (1970-71)          | 10.4 | Mark Checklich (1979-80)    | 2.3 |
| <b>Field Goals Made</b>     |      | <b>Assists</b>              |      | <b>Blocks</b>               |     |
| Fred Roh (1972-73)          | 302  | Mike Davis (1987-88)        | 242  | Callistus Eziukwu (2004-05) | 114 |
| Paul Peterman (1976-77)     | 291  | Mike Davis (1986-87)        | 234  | Callistus Eziukwu (2007-08) | 89  |
| Joe Modderman (1996-97)     | 251  | Ricky Jones (1982-83)       | 187  | Callistus Eziukwu (2005-06) | 74  |
| Sid Bruinsma (1976-77)      | 244  | John Kendzicky (1982-83)    | 187  | Asaahn Tatum (2010-11)      | 59  |
| Fred Roh (1971-72)          | 240  | Jason Boucher (2000-01)     | 176  | Charlie Mandt (1991-92)     | 53  |
| Callistus Eziukwu (2007-08) | 239  | Jason Devine (1991-92)      | 168  | Charlie Mandt (1989-90)     | 53  |
| John Flynn (2001-02)        | 237  | Mike Davis (1985-86)        | 154  | Callistus Eziukwu (2006-07) | 52  |
| Don Myles (1973-74)         | 237  | Randy Parlor (1983-84)      | 154  | Ron Polus (1984-85)         | 52  |
| John Flynn (1999-00)        | 230  | Jason Devine (1990-91)      | 152  | Charlie Mandt (1990-91)     | 45  |
| Charlie Mandt (1991-92)     | 225  | Jason Boucher (2001-02)     | 149  | Chris Chadwick (1980-81)    | 42  |
| Paul Peterman (1977-78)     | 225  |                             |      |                             |     |
| <b>Three-Pointers Made</b>  |      | <b>Assists Per Game</b>     |      | <b>Blocks Per Game</b>      |     |
| Jason Jamerson (2007-08)    | 94   | Mike Davis (1987-88)        | 8.6  | Callistus Eziukwu (2004-05) | 4.1 |
| Ed Finch (1988-89)          | 92   | Mike Davis (1986-87)        | 8.4  | Callistus Eziukwu (2007-08) | 2.4 |
| Ed Finch (1987-88)          | 92   | Ricky Jones (1982-83)       | 6.7  | Callistus Eziukwu (2005-06) | 2.4 |
| Jason Jamerson (2006-07)    | 77   | John Kendzicky (1982-83)    | 6.7  | Callistus Eziukwu (2006-07) | 2.2 |
| Jason Jamerson (2005-06)    | 77   | Jason Boucher (2000-01)     | 5.9  | Asaahn Tatum (2010-11)      | 2.2 |
| Ryan Sabin (2013-14)        | 69   | Mike Davis (1985-86)        | 5.5  | Charlie Mandt (1989-90)     | 1.9 |
| Joe Modderman (1996-97)     | 69   | Randy Parlor (1983-84)      | 5.5  | Ron Polus (1984-85)         | 1.8 |
| Kent Wiersma (1986-87)      | 67   | Jason Devine (1991-92)      | 5.4  | Charlie Mandt (1991-92)     | 1.7 |
| Bart Bitner (1991-92)       | 62   | Jason Boucher (2001-02)     | 5.3  | Charlie Mandt (1990-91)     | 1.5 |
| Kevin Kooiker (1994-95)     | 60   | Jason Devine (1990-91)      | 5.2  | Ron Polus (1983-84)         | 1.5 |
|                             |      |                             |      | Chris Chadwick (1980-81)    | 1.5 |
| <b>Free Throws Made</b>     |      |                             |      |                             |     |
| Paul Peterman (1976-77)     | 188  |                             |      |                             |     |
| John Flynn (2001-02)        | 165  |                             |      |                             |     |
| Paul Peterman (1977-78)     | 162  |                             |      |                             |     |
| Ennis Young (1998-99)       | 148  |                             |      |                             |     |
| Aaron Hayes (2015-16)       | 145  |                             |      |                             |     |
| John Flynn (1999-00)        | 145  |                             |      |                             |     |
| Bob Conser (1970-71)        | 144  |                             |      |                             |     |
| Kent Wiersma (1988-89)      | 142  |                             |      |                             |     |
| Donte Smith (2000-01)       | 133  |                             |      |                             |     |
| Joe Modderman (1996-97)     | 132  |                             |      |                             |     |
| Mark Checklich (1979-80)    | 132  |                             |      |                             |     |

**CAREER RECORDS**

**Points**

|                             |       |
|-----------------------------|-------|
| John Flynn (1998-02)        | 2,220 |
| Fred Roh (1969-73)          | 2,038 |
| Paul Peterman (1974-78)     | 2,031 |
| Jason Jamerson (2004-08)    | 1,713 |
| Callistus Eziukwu (2004-08) | 1,681 |
| Randy Parlor (1982-86)      | 1,542 |
| Justin Ringler (2007-11)    | 1,488 |
| Sid Bruinsma (1973-77)      | 1,487 |
| Charlie Mandt (1988-92)     | 1,448 |
| Brent Wichlacz (1989-93)    | 1,437 |

**Rebounds**

|                             |       |
|-----------------------------|-------|
| Dan Poole (1967-71)         | 1,270 |
| Sid Bruinsma (1973-77)      | 1,117 |
| Jason Bauer (1999-03)       | 1,021 |
| Fred Roh (1969-73)          | 930   |
| Callistus Eziukwu (2004-08) | 924   |
| Paul Peterman (1974-78)     | 894   |
| John Kendzicky (1980-84)    | 792   |
| Kevin Dungey (1983-87)      | 744   |
| Justin Ringler (2006-11)    | 734   |
| Ron Polus (1981-85)         | 668   |

**Points Per Game**

|                          |      |
|--------------------------|------|
| Fred Roh (1969-73)       | 21.9 |
| John Flynn (1998-02)     | 19.6 |
| Ed Finch (1987-89)       | 18.9 |
| Paul Peterman (1974-78)  | 17.7 |
| Ed Crisman (1966-69)     | 17.7 |
| Arnell Simpson (1969-72) | 16.6 |
| Ennis Young (1996-99)    | 16.1 |
| Randy Parlor (1982-86)   | 15.4 |
| Don Myles (1972-75)      | 15.1 |
| Larry Aldridge (1967-70) | 14.6 |

**Assists**

|                              |     |
|------------------------------|-----|
| Mike Davis (1984-88)         | 641 |
| Jason Devine (1988-92)       | 545 |
| Jason Boucher (1998-02)      | 514 |
| Courtney James (2002-06)     | 460 |
| Randy Parlor (1982-86)       | 405 |
| Ed Moultrie (1976-78, 79-81) | 379 |
| Ricky Jones (1981-83)        | 320 |
| Justin Ringler (2006-11)     | 303 |
| Jeremy Fife (1996-99)        | 301 |
| Todd Jenks (1987-91)         | 276 |

**Field Goals Made**

|                             |     |
|-----------------------------|-----|
| Fred Roh (1969-73)          | 834 |
| John Flynn (1998-02)        | 786 |
| Paul Peterman (1974-78)     | 769 |
| Callistus Eziukwu (2004-08) | 681 |
| Randy Parlor (1982-86)      | 651 |
| Sid Bruinsma (1973-77)      | 621 |
| Jason Jamerson (2004-08)    | 613 |
| Charlie Mandt (1988-92)     | 604 |
| Dan Poole (1967-71)         | 593 |
| Todd Jenks (1987-91)        | 547 |

**Steals**

|                          |     |
|--------------------------|-----|
| Jason Boucher (1998-02)  | 242 |
| Mike Davis (1984-88)     | 217 |
| Jason Devine (1988-92)   | 214 |
| Jason Jamerson (2004-08) | 195 |
| Randy Parlor (1982-86)   | 193 |
| Todd Jenks (1987-91)     | 164 |
| Justin Ringler (2006-11) | 160 |
| Alvin Storrs (2007-11)   | 146 |
| Brent Wichlacz (1989-93) | 146 |
| Chris Raven (1975-79)    | 146 |

**Three-Pointers Made**

|                           |     |
|---------------------------|-----|
| Jason Jamerson (2004-08)  | 303 |
| J.P. Huntington (1995-99) | 191 |
| Joe Schuitema (1988-93)   | 188 |
| Ryan Sabin (2011-15)      | 186 |
| Kent Wiersma (1985-89)    | 185 |
| Ed Finch (1987-89)        | 184 |
| Brent Wichlacz (1989-93)  | 169 |
| Kevin Kooiker (1991-95)   | 163 |
| Pete Trammell (2005-09)   | 148 |
| John Flynn (1998-02)      | 147 |

**Blocks**

|                             |     |
|-----------------------------|-----|
| Callistus Eziukwu (2004-08) | 329 |
| Ron Polus (1981-85)         | 197 |
| Charlie Mandt (1988-92)     | 163 |
| Steve Davis (1994-98)       | 96  |
| Terry Smith (1985-89)       | 87  |
| Chris Chadwick (1977-81)    | 83  |
| Ennis Young (1996-99)       | 77  |
| Brent Wichlacz (1989-93)    | 62  |
| Jason Jamerson (2004-08)    | 61  |
| Jim Carey (1984-88)         | 60  |
| Frank Rourke (1977-79)      | 60  |

**Free Throws Made**

|                             |     |
|-----------------------------|-----|
| John Flynn (1998-02)        | 501 |
| Paul Peterman (1974-78)     | 493 |
| Justin Ringler (2006-11)    | 427 |
| Fred Roh (1969-73)          | 370 |
| Bob Conser (1968-72)        | 361 |
| J.P. Huntington (1995-99)   | 331 |
| Callistus Eziukwu (2004-08) | 318 |
| Ennis Young (1996-99)       | 301 |
| Courtney James (2003-06)    | 297 |
| Kent Wiersma (1985-89)      | 295 |

Career RecordsScoring

Most Points  
**2,220** John Flynn, 1998-02  
 Highest Average  
**21.9** Fred Roh, 1969-73

Rebounding

Most Rebounds  
**1,270** Dan Poole, 1967-71  
 Highest Average  
**12.9** Dan Poole, 1967-71

Field Goals

Most FGs Made  
**834** Fred Roh, 1969-73  
 Most FGs Attempted  
**1,518** Fred Roh, 1969-73

3-Point Field Goals

Most 3-FGs Made  
**303** Jason Jamerson, 2004-08  
 Most 3-FGs Attempted  
**735** Jason Jamerson, 2004-08  
 Highest 3-FG Percentage  
**.472** Joe Schuitema, 1989-93

Free Throws

Most FTs Made  
**501** John Flynn, 1998-02  
 Most FTs Attempted  
**662** Paul Peterman, 1974-78  
 Highest FT Percentage  
**.851** Ryan Sabin, 2011-15  
 (222-261)

Games

Most Played  
**131** Pete Trammell, 2005-09  
 Most Started  
**130** Pete Trammell, 2005-09

Miscellaneous

Most Assists  
**641** Mike Davis, 1984-88  
 Most Blocks  
**329** Callistus Eziukwu, 2004-08  
 Most Steals  
**242** Jason Boucher, 1998-02  
 Most Fouls  
**369** John Kendzicky, 1980-84

Season RecordsScoring

Most Points  
**770** Paul Peterman, 1976-77  
 Highest Average  
**27.7** Fred Roh, 1972-73

Rebounding

Most Rebounds  
**423** Sid Bruinsma, 1976-77  
 Highest Rebound Average  
**15.1** Dan Poole, 1968-69

Field Goals

Most FGs Made  
**302** Fred Roh, 1972-73  
 Most FGs Attempted  
**518** Paul Peterman, 1976-77  
 Highest FG Percentage  
**.737** Callistus Eziukwu, 2004-05

3-Point Field Goals

Most 3-FGs Made  
**94** Jason Jamerson, 2007-08  
 Most 3-FGs Attempted  
**213** Jason Jamerson, 2007-08  
 Highest 3-FG Percentage (Min. 50 Att.)  
**.611** Wes Trammell, 2008-09  
 (33-54)

Free Throws

Most FTs Made  
**188** Paul Peterman, 1976-77  
 Most FTs Attempted  
**243** Paul Peterman, 1976-77  
 Highest FT Percentage (Min. 60 att)  
**.895** Chris Raven, 1978-79  
 (77-86)

Most Consecutive FTs Made  
**42** Ryan Sabin, 2014-15

Miscellaneous

Most Assists  
**242** Mike Davis, 1987-88  
 Most Blocks  
**114** Callistus Eziukwu, 2004-05  
 Most Steals  
**115** Tim Ludwick, 1984-85  
 Most Fouls  
**106** John Kendzicky, 1980-81

Game RecordsScoring

Most Points (**47**)  
 Brent Wichlacz vs. Hillsdale, 1993  
 (OT) (43 points in regulation)  
 Most Points/Regulation (**45**)  
 Fred Roh vs. Lake Superior St., 1973

Rebounding

Most Rebounds (**30**)  
 Dan Poole vs. Spring Arbor, 1970

Field Goals

Most FGs Made (**19**)  
 Fred Roh vs. Lake Superior St., 1973  
 Most FGs Attempted (**30**)  
 Dan Poole vs. Kalamazoo, 1971  
 Highest FG Percentage (**1.000,10-10**)  
 Callistus Eziukwu vs. Saginaw  
 Valley State, 2005; Robert Allen  
 vs. Lake Superior State, 1985;  
 Randy Parlor vs. Michigan-  
 Dearborn, 1985

3-Point Field Goals

Most 3-FGs Made (**8**)  
 Kent Wiersma vs. Hillsdale, 1987;  
 Kent Wiersma vs. Northern  
 Michigan, 1987; Kent Wiersma vs.  
 Grand Rapids Baptist, 1988; Ed  
 Finch vs. Hillsdale, 1989  
 Most 3-FGs Attempted (**16**)  
 Ed Finch vs. Hillsdale, 1989  
 Highest 3-FG Percentage (**1.000 7-7**)  
 Ed Finch vs. Hillsdale, 1989  
 Consecutive 3-FGs Made (**7**)  
 Kent Wiersma vs. Grand Rapids  
 Baptist, 1988

Free Throws

Most FTs Made (**16**)  
 Steve Harvey vs. Lake Superior  
 State, 1990; Aaron Hayes vs.  
 Ferris State, 2016  
 Most FTs Attempted (**20**)  
 Paul Peterman vs. Spring Arbor,  
 1975  
 Highest FT Percentage (**1.000 16-16**)  
 Steve Harvey vs. Lake Superior  
 State, 1990

Miscellaneous

Most Assists (**16**)  
 Mike Davis vs. Hillsdale, 1987  
 Most Blocks (**13**)  
 Callistus Eziukwu vs. Ferris State,  
 2005  
 Most Steals (**9**)  
 Mike Davis vs. Calvin, 1984;  
 Mike Davis vs. Aquinas, 1987

**TEAM - SINGLE GAME**

|                            |      |   |                |
|----------------------------|------|---|----------------|
| Most Points                | 133  | vs. Roosevelt                           | 12/20/79       |
| Most Points/Half           | 74   | vs. Aquinas (2nd Half)                  | 1/25/88        |
| Most Points Allowed        | 120  | vs. Ferris State (120-98 loss)          | 1971-72 season |
| Most Points/Both Teams     | 231  | vs. Spring Arbor (122-109 win)          | 12/20/75       |
| Fewest Points Scored       | 38   | vs. Wisconsin-Green Bay                 | 1/4/80         |
| Fewest Points/Half         | 13   | vs. Hillsdale                           | 2/3/79         |
| Fewest Points Allowed      | 33   | vs. Lake Superior State                 | 1/11/07        |
| Largest Margin of Victory  | 68   | vs. Roosevelt (133-65)                  | 12/20/79       |
| Largest Margin of Defeat   | 50   | vs. Toledo (58-108)                     | 11/16/98       |
| Most FGs Attempted         | 103  | vs. Hillsdale                           | 1/13/70        |
| Most FGs Made              | 55   | vs. Roosevelt                           | 12/20/79       |
| Highest FG Percentage      | .704 | vs. Rochester (38-54)                   | 11/23/04       |
| Highest FG Percentage/Half | .769 | vs. Northern Michigan (20-26, 2nd Half) | 2/13/92        |
| Most 3FGs Attempted        | 39   | vs. Wayne State                         | 2/13/93        |
| Most 3FGs Made             | 16   | vs. Ashland                             | 3/3/06         |
| Highest 3FG Percentage     | .875 | vs. Northwood (7/8)                     | 11/14/87       |
| Most FTs Attempted         | 56   | at Ashland (4 OT)                       | 12/4/14        |
| Most FTs Made              | 39   | vs. Northern Michigan                   | 2/11/89        |
| Most Fouls                 | 46   | vs. Wayne State                         | 2/13/93        |
| Most Fouls/Both Teams      | 75   | at Ashland (4 OT)                       | 12/4/14        |
| Most Rebounds              | 83   | vs. Kalamazoo                           | 12/1/70        |
| Most Assists               | 35   | vs. Niles                               | 12/1/70        |
| Most Blocked Shots         | 14   | vs. Ferris State                        | 2/7/05         |
| Most Steals                | 26   | vs. Spring Arbor                        | 2/27/92        |
| Most Turnovers             | 41   | vs. Saginaw Valley State                | 2/7/77         |

**TEAM - SINGLE SEASON**

|                         |       |          |         |
|-------------------------|-------|----------|---------|
| Most Points             | 2,839 | 27 games | 1971-72 |
| Highest Scoring Average | 96.5  | 27 games | 1971-72 |
| Most FGs Attempted      | 2,341 | 34 games | 1976-77 |
| Most FGs Made           | 1,132 | 34 games | 1976-77 |
| Highest FG Percentage   | .517  | 30 games | 2000-01 |
| Most 3FGs Attempted     | 641   | 31 games | 1991-92 |
| Most 3FGs Made          | 244   | 37 games | 2007-08 |
| Highest 3FG Percentage  | .442  | 28 games | 1986-87 |
| Most FTs Attempted      | 815   | 31 games | 2008-09 |
| Most FTs Made           | 580   | 31 games | 2008-09 |
| Highest FT Percentage   | .769  | 30 games | 2000-01 |
| Most Rebounds           | 1,620 | 26 games | 1970-71 |
| Highest Rebound Average | 62.3  | 26 games | 1970-71 |
| Most Personal Fouls     | 681   | 34 games | 1976-77 |
| Most Wins               | 36    | 37 games | 2007-08 |
| Fewest Wins             | 4     | 25 games | 1967-68 |
| Most Losses             | 21    | 25 games | 1967-68 |
|                         | 21    | 27 games | 1981-82 |
| Fewest Losses           | 1     | 37 games | 2007-08 |
| Most Assists            | 568   | 28 games | 1988-89 |
| Most Blocked Shots      | 160   | 28 games | 2004-05 |
| Most Steals             | 345   | 34 games | 1976-77 |
| Most Turnovers          | 552   | 30 games | 1974-75 |

**SCORING**

| Year    | Name              | Games | Points | Avg. |
|---------|-------------------|-------|--------|------|
| 1966-67 | Ed Crisman        | 22    | 446    | 20.3 |
| 1967-68 | Larry Aldridge    | 25    | 398    | 15.8 |
| 1968-69 | Ed Crisman        | 23    | 447    | 19.4 |
| 1969-70 | Larry Aldridge    | 24    | 391    | 16.3 |
| 1970-71 | Fred Roh          | 26    | 493    | 19.0 |
| 1971-72 | Fred Roh          | 26    | 600    | 23.1 |
| 1972-73 | Fred Roh          | 26    | 720    | 27.7 |
| 1973-74 | Donnie Myles      | 29    | 516    | 17.7 |
| 1974-75 | Sid Bruinsma      | 30    | 343    | 11.4 |
|         | Joe Franges       | 30    | 343    | 11.4 |
| 1975-76 | Paul Peterman     | 28    | 462    | 16.5 |
| 1976-77 | Paul Peterman     | 34    | 770    | 22.6 |
| 1977-78 | Paul Peterman     | 29    | 612    | 21.1 |
| 1978-79 | Chris Raven       | 30    | 503    | 16.7 |
| 1979-80 | Mark Cheklich     | 28    | 456    | 16.2 |
| 1980-81 | Jim Olesnavage    | 28    | 447    | 15.9 |
| 1981-82 | Ricky Jones       | 27    | 338    | 12.1 |
| 1982-83 | Randy Parlor      | 27    | 357    | 13.2 |
| 1983-84 | Randy Parlor      | 28    | 446    | 15.9 |
| 1984-85 | Ron Polus         | 29    | 514    | 17.7 |
| 1985-86 | Robert Allen      | 28    | 434    | 15.5 |
| 1986-87 | Mike Davis        | 28    | 404    | 14.4 |
| 1987-88 | Ed Finch          | 28    | 523    | 18.7 |
| 1988-89 | Ed Finch          | 28    | 538    | 19.2 |
| 1989-90 | Todd Jenks        | 28    | 428    | 15.3 |
| 1990-91 | Todd Jenks        | 31    | 421    | 13.6 |
| 1991-92 | Charlie Mandt     | 30    | 539    | 18.0 |
| 1992-93 | Brent Wichlacz    | 26    | 531    | 20.4 |
| 1993-94 | Nate Verbeek      | 26    | 427    | 16.4 |
| 1994-95 | Nate Verbeek      | 26    | 399    | 15.3 |
| 1995-96 | Nate Verbeek      | 26    | 415    | 16.0 |
| 1996-97 | Joe Modderman     | 29    | 703    | 24.2 |
| 1997-98 | Ennis Young       | 25    | 431    | 17.2 |
| 1998-99 | Ennis Young       | 27    | 542    | 20.1 |
| 1999-00 | John Flynn        | 28    | 639    | 22.8 |
| 2000-01 | John Flynn        | 30    | 544    | 18.1 |
| 2001-02 | John Flynn        | 28    | 673    | 24.0 |
| 2002-03 | Jason Bauer       | 25    | 350    | 14.0 |
| 2003-04 | Marcus Wallace    | 26    | 446    | 17.2 |
| 2004-05 | Callistus Eziukwu | 28    | 384    | 13.7 |
| 2005-06 | Jason Jamerson    | 31    | 416    | 13.4 |
| 2006-07 | Jason Jamerson    | 34    | 457    | 13.4 |
| 2007-08 | Callistus Eziukwu | 37    | 582    | 15.7 |
| 2008-09 | Pete Trammell     | 31    | 418    | 13.5 |
| 2009-10 | Justin Ringler    | 31    | 416    | 13.4 |
| 2010-11 | Justin Ringler    | 27    | 387    | 14.3 |
| 2011-12 | James Thomas      | 27    | 391    | 14.5 |
| 2012-13 | Ryan Sabin        | 24    | 258    | 10.8 |
| 2013-14 | Ryan Sabin        | 27    | 383    | 14.2 |
| 2014-15 | Ricardo Carbajal  | 28    | 380    | 13.6 |
| 2015-16 | Aaron Hayes       | 29    | 402    | 13.9 |

**REBOUNDING**

| Year    | Name              | Games | Rebs | Avg. |
|---------|-------------------|-------|------|------|
| 1966-67 | Ed Crisman        | 22    | 271  | 12.3 |
| 1967-68 | Dan Poole         | 25    | 357  | 14.3 |
| 1968-69 | Dan Poole         | 23    | 347  | 15.1 |
| 1969-70 | Dan Poole         | 24    | 306  | 12.8 |
| 1970-71 | Bob Hurd          | 23    | 275  | 11.9 |
| 1971-72 | Ben Johnson       | 27    | 308  | 11.4 |
| 1972-73 | Jeff Lende        | 26    | 244  | 9.3  |
| 1973-74 | Kimm Griffin      | 28    | 231  | 8.2  |
| 1974-75 | Sid Bruinsma      | 30    | 261  | 8.7  |
| 1975-76 | Sid Bruinsma      | 28    | 224  | 8.0  |
| 1976-77 | Sid Bruinsma      | 34    | 423  | 12.4 |
| 1977-78 | Paul Peterman     | 29    | 236  | 8.1  |
| 1978-79 | Mark Cheklich     | 30    | 266  | 8.8  |
| 1979-80 | Mark Cheklich     | 28    | 213  | 7.6  |
| 1980-81 | John Kendzicky    | 28    | 180  | 6.4  |
| 1981-82 | John Kendzicky    | 27    | 185  | 6.9  |
| 1982-83 | John Kendzicky    | 27    | 201  | 7.4  |
| 1983-84 | John Kendzicky    | 27    | 217  | 8.0  |
| 1984-85 | Ron Polus         | 29    | 269  | 9.3  |
| 1985-86 | Robert Allen      | 28    | 240  | 8.6  |
| 1986-87 | Kevin Dungey      | 27    | 247  | 9.5  |
| 1987-88 | Terry Smith       | 26    | 187  | 6.9  |
| 1988-89 | Terry Smith       | 28    | 220  | 7.9  |
| 1989-90 | Todd Jenks        | 28    | 169  | 6.0  |
| 1990-91 | Brent Wichlacz    | 26    | 191  | 7.3  |
| 1991-92 | Charlie Mandt     | 30    | 201  | 6.7  |
| 1992-93 | Brent Wichlacz    | 26    | 191  | 7.3  |
| 1993-94 | Nate Verbeek      | 26    | 160  | 6.2  |
| 1994-95 | Scott Hunter      | 26    | 181  | 7.0  |
| 1995-96 | Luke Fedio        | 26    | 159  | 6.1  |
| 1996-97 | Joe Modderman     | 29    | 235  | 8.1  |
| 1997-98 | Ennis Young       | 25    | 198  | 7.9  |
| 1998-99 | Ennis Young       | 27    | 266  | 9.9  |
| 1999-00 | Jason Bauer       | 27    | 243  | 9.0  |
| 2000-01 | Jason Bauer       | 30    | 267  | 8.9  |
| 2001-02 | Jason Bauer       | 27    | 259  | 9.6  |
| 2002-03 | Jason Bauer       | 25    | 227  | 9.1  |
| 2003-04 | Marcus Wallace    | 26    | 138  | 5.3  |
| 2004-05 | Callistus Eziukwu | 28    | 226  | 8.1  |
| 2005-06 | Callistus Eziukwu | 31    | 201  | 6.5  |
| 2006-07 | Mike Hall         | 33    | 188  | 5.7  |
| 2007-08 | Callistus Eziukwu | 37    | 324  | 8.8  |
| 2008-09 | Justin Ringler    | 31    | 179  | 5.8  |
| 2009-10 | Justin Ringler    | 31    | 214  | 6.9  |
| 2010-11 | Justin Ringler    | 27    | 164  | 6.1  |
| 2011-12 | James Thomas      | 27    | 172  | 6.4  |
| 2012-13 | Tyrone Lee        | 26    | 153  | 5.9  |
| 2013-14 | Chaz Rollins      | 27    | 158  | 5.9  |
| 2014-15 | Ricardo Carbajal  | 28    | 187  | 6.7  |
| 2015-16 | Chaz Rollins      | 29    | 256  | 8.8  |

**TEAM AWARDS**

| Year    | MVP                        | Offensive Player of the Year                | Defensive Player of the Year      |
|---------|----------------------------|---|-----------------------------------|
| 2004-05 | Callistus Eziukwu          | Callistus Eziukwu                           | Callistus Eziukwu & Jerry Wallace |
| 2005-06 | Courtney James             | Jason Jamerson                              | Kyle Carhart & Callistus Eziukwu  |
| 2006-07 | Mike Hall                  | Jason Jamerson                              | Kyle Carhart                      |
| 2007-08 | Callistus Eziukwu          | Callistus Eziukwu                           | L.J. Kilgore                      |
| 2008-09 | Pete Trammell              | Pete Trammell                               | Alvin Storrs                      |
| 2009-10 | Justin Ringler             | Justin Ringler                              | Alvin Storrs                      |
| 2010-11 | Justin Ringler             | Justin Ringler                              | Alvin Storrs                      |
| 2011-12 | James Thomas               | James Thomas                                | Tyrone Lee                        |
| 2012-13 | Tyrone Lee & Ryan Sabin    | Breland Hogan, Tyrone Lee & Ryan Sabin      | Tyrone Lee                        |
| 2013-14 | Rob Woodson                | Ryan Sabin                                  | Rob Woodson                       |
| 2014-15 | Ryan Sabin                 | Ricardo Carbajal, Luke Ryskamp & Ryan Sabin | Ernijs Ansons & Darren Washington |
| 2015-16 | Aaron Hayes & Luke Ryskamp | Aaron Hayes & Luke Ryskamp                  | Trevin Alexander & Chaz Rollins   |

**1. John Flynn 2,220**

| Year          | GP         | FG         | FGA         | Pct.        | 3M         | 3A         | Pct.        | FT         | FTA        | Pct.        | Pts         | PPG         |
|---------------|------------|------------|-------------|-------------|------------|------------|-------------|------------|------------|-------------|-------------|-------------|
| 98-99         | 27         | 126        | 262         | .481        | 34         | 91         | .374        | 78         | 109        | .716        | 364         | 13.5        |
| 99-00         | 28         | 230        | 442         | .520        | 34         | 110        | .309        | 145        | 191        | .759        | 639         | 12.8        |
| 00-01         | 30         | 193        | 336         | .574        | 45         | 91         | .495        | 113        | 145        | .779        | 544         | 18.1        |
| 01-02         | 28         | 237        | 459         | .516        | 34         | 101        | .337        | 165        | 203        | .813        | 673         | 24.0        |
| <b>Totals</b> | <b>113</b> | <b>789</b> | <b>1499</b> | <b>.526</b> | <b>147</b> | <b>393</b> | <b>.374</b> | <b>501</b> | <b>648</b> | <b>.773</b> | <b>2220</b> | <b>19.6</b> |



**9. Charlie Mandt 1,448**

| Year          | GP         | FG         | FGA         | Pct.        | 3M       | 3A       | Pct.        | FT         | FTA        | Pct.        | Pts         | PPG         |
|---------------|------------|------------|-------------|-------------|----------|----------|-------------|------------|------------|-------------|-------------|-------------|
| 88-89         | 28         | 69         | 132         | .523        | 0        | 0        | .000        | 30         | 45         | .667        | 168         | 6.0         |
| 89-90         | 28         | 143        | 281         | .509        | 0        | 0        | .000        | 49         | 85         | .576        | 335         | 12.0        |
| 90-91         | 31         | 167        | 315         | .530        | 0        | 0        | .000        | 72         | 124        | .581        | 406         | 13.1        |
| 91-92         | 30         | 225        | 394         | .571        | 0        | 0        | .000        | 89         | 122        | .730        | 539         | 18.0        |
| <b>Totals</b> | <b>117</b> | <b>604</b> | <b>1122</b> | <b>.538</b> | <b>0</b> | <b>0</b> | <b>.000</b> | <b>240</b> | <b>376</b> | <b>.638</b> | <b>1448</b> | <b>12.4</b> |




**2. Fred Roh 2,038**

| Year          | GP        | FG         | FGA         | Pct.        | 3M       | 3A       | Pct.        | FT         | FTA        | Pct.        | Pts         | PPG         |
|---------------|-----------|------------|-------------|-------------|----------|----------|-------------|------------|------------|-------------|-------------|-------------|
| 69-70         | 15        | 86         | 190         | .453        | 0        | 0        | .000        | 53         | 84         | .631        | 225         | 15.0        |
| 70-71         | 26        | 206        | 416         | .495        | 0        | 0        | .000        | 81         | 113        | .717        | 493         | 19.0        |
| 71-72         | 26        | 240        | 396         | .606        | 0        | 0        | .000        | 120        | 164        | .732        | 600         | 23.1        |
| 72-73         | 26        | 302        | 516         | .585        | 0        | 0        | .000        | 116        | 152        | .769        | 720         | 27.7        |
| <b>Totals</b> | <b>93</b> | <b>834</b> | <b>1518</b> | <b>.549</b> | <b>0</b> | <b>0</b> | <b>.000</b> | <b>370</b> | <b>513</b> | <b>.721</b> | <b>2038</b> | <b>21.9</b> |




**10. Brent Wichlacz 1,437**

| Year          | GP         | FG         | FGA         | Pct.        | 3M         | 3A         | Pct.        | FT         | FTA        | Pct.        | Pts         | PPG         |
|---------------|------------|------------|-------------|-------------|------------|------------|-------------|------------|------------|-------------|-------------|-------------|
| 89-90         | 28         | 67         | 141         | .475        | 19         | 46         | .413        | 25         | 32         | .781        | 178         | 6.4         |
| 90-91         | 31         | 126        | 276         | .457        | 51         | 112        | .455        | 46         | 65         | .708        | 349         | 11.3        |
| 91-92         | 28         | 137        | 296         | .463        | 47         | 129        | .364        | 58         | 76         | .763        | 379         | 13.5        |
| 92-93         | 26         | 191        | 417         | .458        | 52         | 143        | .364        | 97         | 131        | .740        | 531         | 20.4        |
| <b>Totals</b> | <b>113</b> | <b>521</b> | <b>1130</b> | <b>.461</b> | <b>169</b> | <b>430</b> | <b>.393</b> | <b>226</b> | <b>304</b> | <b>.743</b> | <b>1437</b> | <b>12.7</b> |




**3. Paul Peterman 2,031**

| Year          | GP         | FG         | FGA         | Pct.        | 3M       | 3A       | Pct.        | FT         | FTA        | Pct.        | Pts         | PPG         |
|---------------|------------|------------|-------------|-------------|----------|----------|-------------|------------|------------|-------------|-------------|-------------|
| 74-75         | 24         | 74         | 127         | .583        | 0        | 0        | .000        | 39         | 65         | .600        | 187         | 7.8         |
| 75-76         | 28         | 179        | 334         | .536        | 0        | 0        | .000        | 104        | 144        | .722        | 462         | 16.5        |
| 76-77         | 34         | 291        | 518         | .561        | 0        | 0        | .000        | 188        | 243        | .773        | 770         | 22.6        |
| 77-78         | 29         | 225        | 395         | .569        | 0        | 0        | .000        | 162        | 210        | .771        | 612         | 21.1        |
| <b>Totals</b> | <b>115</b> | <b>769</b> | <b>1374</b> | <b>.560</b> | <b>0</b> | <b>0</b> | <b>.000</b> | <b>493</b> | <b>662</b> | <b>.745</b> | <b>2031</b> | <b>17.7</b> |



**11. Dan Poole 1,431**

| Year          | GP        | FG         | FGA         | Pct.        | 3M       | 3A       | Pct.        | FT         | FTA        | Pct.        | Pts         | PPG         |
|---------------|-----------|------------|-------------|-------------|----------|----------|-------------|------------|------------|-------------|-------------|-------------|
| 67-68         | 25        | 137        | 373         | .368        | 0        | 0        | .000        | 74         | 132        | .560        | 348         | 13.8        |
| 68-69         | 23        | 138        | 323         | .427        | 0        | 0        | .000        | 51         | 88         | .579        | 327         | 14.2        |
| 69-70         | 24        | 124        | 289         | .429        | 0        | 0        | .000        | 52         | 85         | .612        | 300         | 12.5        |
| 70-71         | 26        | 194        | 396         | .490        | 0        | 0        | .000        | 68         | 120        | .567        | 456         | 17.5        |
| <b>Totals</b> | <b>98</b> | <b>593</b> | <b>1381</b> | <b>.429</b> | <b>0</b> | <b>0</b> | <b>.000</b> | <b>245</b> | <b>425</b> | <b>.576</b> | <b>1431</b> | <b>14.6</b> |




**4. Jason Jamerson 1,713**

| Year          | GP         | FG         | FGA         | Pct.        | 3M         | 3A         | Pct.        | FT         | FTA        | Pct.        | Pts         | PPG         |
|---------------|------------|------------|-------------|-------------|------------|------------|-------------|------------|------------|-------------|-------------|-------------|
| 04-05         | 28         | 111        | 257         | .432        | 55         | 131        | .420        | 24         | 42         | .571        | 301         | 10.8        |
| 05-06         | 31         | 152        | 344         | .442        | 77         | 191        | .403        | 35         | 57         | .614        | 416         | 13.4        |
| 06-07         | 34         | 161        | 366         | .452        | 77         | 200        | .385        | 58         | 75         | .773        | 457         | 13.4        |
| 07-08         | 37         | 189        | 396         | .477        | 94         | 213        | .441        | 67         | 91         | .736        | 539         | 14.6        |
| <b>Totals</b> | <b>130</b> | <b>613</b> | <b>1363</b> | <b>.450</b> | <b>303</b> | <b>735</b> | <b>.412</b> | <b>184</b> | <b>265</b> | <b>.694</b> | <b>1713</b> | <b>13.2</b> |



**12. Nate Verbeek 1,394**

| Year          | GP         | FG         | FGA         | Pct.        | 3M        | 3A         | Pct.        | FT         | FTA        | Pct.        | Pts         | PPG         |
|---------------|------------|------------|-------------|-------------|-----------|------------|-------------|------------|------------|-------------|-------------|-------------|
| 92-93         | 25         | 59         | 120         | .492        | 0         | 11         | .000        | 35         | 55         | .636        | 153         | 6.1         |
| 93-94         | 26         | 168        | 349         | .481        | 13        | 41         | .317        | 78         | 119        | .655        | 427         | 16.4        |
| 94-95         | 26         | 147        | 332         | .443        | 23        | 67         | .343        | 82         | 119        | .689        | 399         | 15.3        |
| 95-96         | 26         | 156        | 342         | .456        | 11        | 51         | .216        | 92         | 130        | .708        | 415         | 16.0        |
| <b>Totals</b> | <b>103</b> | <b>530</b> | <b>1143</b> | <b>.464</b> | <b>47</b> | <b>176</b> | <b>.301</b> | <b>287</b> | <b>423</b> | <b>.678</b> | <b>1394</b> | <b>13.5</b> |




**5. Callistus Eziukwu 1,681**

| Year          | GP         | FG         | FGA         | Pct.        | 3M       | 3A       | Pct.        | FT         | FTA        | Pct.        | Pts         | PPG         |
|---------------|------------|------------|-------------|-------------|----------|----------|-------------|------------|------------|-------------|-------------|-------------|
| 04-05         | 28         | 157        | 213         | .737        | 0        | 0        | .000        | 70         | 119        | .588        | 384         | 13.4        |
| 05-06         | 31         | 161        | 263         | .612        | 1        | 2        | .500        | 82         | 124        | .661        | 405         | 13.1        |
| 06-07         | 24         | 124        | 199         | .623        | 0        | 0        | .000        | 62         | 108        | .574        | 310         | 12.9        |
| 07-08         | 37         | 239        | 383         | .624        | 0        | 3        | .000        | 104        | 221        | .574        | 310         | 12.9        |
| <b>Totals</b> | <b>120</b> | <b>681</b> | <b>1058</b> | <b>.644</b> | <b>1</b> | <b>5</b> | <b>.200</b> | <b>318</b> | <b>572</b> | <b>.556</b> | <b>1681</b> | <b>14.0</b> |




**13. Larry Aldridge 1,389**

| Year          | GP        | FG         | FGA         | Pct.        | 3M       | 3A       | Pct.        | FT         | FTA        | Pct.        | Pts         | PPG         |
|---------------|-----------|------------|-------------|-------------|----------|----------|-------------|------------|------------|-------------|-------------|-------------|
| 66-67         | 22        | -          | -           | -           | -        | -        | -           | -          | -          | -           | 322         | 14.6        |
| 67-68         | 25        | 167        | 409         | .408        | 0        | 0        | .000        | 64         | 93         | .688        | 398         | 15.8        |
| 68-69         | 24        | 120        | 324         | .371        | 0        | 0        | .000        | 38         | 57         | .667        | 278         | 11.6        |
| 69-70         | 24        | 183        | 396         | .462        | 0        | 0        | .000        | 25         | 41         | .610        | 391         | 16.3        |
| <b>Totals</b> | <b>95</b> | <b>470</b> | <b>1129</b> | <b>.416</b> | <b>0</b> | <b>0</b> | <b>.000</b> | <b>127</b> | <b>191</b> | <b>.665</b> | <b>1389</b> | <b>14.6</b> |



**6. Randy Parlor 1,542**

| Year          | GP         | FG         | FGA         | Pct.        | 3M       | 3A       | Pct.        | FT         | FTA        | Pct.        | Pts         | PPG         |
|---------------|------------|------------|-------------|-------------|----------|----------|-------------|------------|------------|-------------|-------------|-------------|
| 82-83         | 28         | 153        | 353         | .433        | 0        | 0        | .000        | 59         | 84         | .702        | 365         | 13.1        |
| 83-84         | 28         | 198        | 443         | .447        | 0        | 0        | .000        | 50         | 72         | .694        | 446         | 15.9        |
| 84-85         | 29         | 197        | 460         | .428        | 0        | 0        | .000        | 82         | 132        | .621        | 476         | 16.4        |
| 85-86         | 15         | 103        | 216         | .477        | 0        | 0        | .000        | 49         | 80         | .613        | 255         | 17.0        |
| <b>Totals</b> | <b>100</b> | <b>651</b> | <b>1472</b> | <b>.442</b> | <b>0</b> | <b>0</b> | <b>.000</b> | <b>240</b> | <b>368</b> | <b>.652</b> | <b>1542</b> | <b>15.4</b> |



**14. Todd Jenks 1,381**

| Year          | GP         | FG         | FGA         | Pct.        | 3M        | 3A        | Pct.        | FT         | FTA        | Pct.        | Pts         | PPG         |
|---------------|------------|------------|-------------|-------------|-----------|-----------|-------------|------------|------------|-------------|-------------|-------------|
| 87-88         | 28         | 78         | 150         | .520        | 2         | 2         | 1.000       | 43         | 50         | .860        | 201         | 7.2         |
| 88-89         | 28         | 130        | 264         | .492        | 0         | 2         | .000        | 71         | 90         | .789        | 331         | 11.8        |
| 89-90         | 28         | 180        | 371         | .485        | 2         | 11        | .182        | 66         | 75         | .880        | 428         | 15.3        |
| 90-91         | 31         | 159        | 304         | .523        | 16        | 41        | .390        | 87         | 101        | .861        | 421         | 13.6        |
| <b>Totals</b> | <b>115</b> | <b>547</b> | <b>1089</b> | <b>.502</b> | <b>20</b> | <b>56</b> | <b>.357</b> | <b>267</b> | <b>316</b> | <b>.844</b> | <b>1381</b> | <b>12.0</b> |



**7. Justin Ringler 1,488**

| Year          | GP         | FG         | FGA         | Pct.        | 3M        | 3A         | Pct.        | FT         | FTA        | Pct.        | Pts         | PPG         |
|---------------|------------|------------|-------------|-------------|-----------|------------|-------------|------------|------------|-------------|-------------|-------------|
| 07-08         | 37         | 95         | 182         | .522        | 17        | 45         | .378        | 99         | 126        | .786        | 306         | 8.3         |
| 08-09         | 31         | 138        | 277         | .498        | 7         | 43         | .163        | 96         | 135        | .711        | 379         | 12.2        |
| 09-10         | 31         | 135        | 305         | .443        | 15        | 48         | .313        | 131        | 174        | .753        | 416         | 13.4        |
| 10-11         | 27         | 135        | 281         | .480        | 16        | 51         | .314        | 101        | 147        | .687        | 387         | 14.3        |
| <b>Totals</b> | <b>126</b> | <b>503</b> | <b>1045</b> | <b>.481</b> | <b>55</b> | <b>187</b> | <b>.294</b> | <b>427</b> | <b>582</b> | <b>.734</b> | <b>1488</b> | <b>11.8</b> |



**15. Jason Bauer 1,333**

| Year  | GP | FG  | FGA | Pct. | 3M | 3A | Pct. | FT | FTA | Pct. | Pts | PPG  |
|-------|----|-----|-----|------|----|----|------|----|-----|------|-----|------|
| 99-00 | 27 | 92  | 191 | .482 | 1  | 3  | .333 | 44 | 76  | .579 | 229 | 8.5  |
| 00-01 | 30 | 140 | 264 | .530 | 2  | 3  | .667 | 53 | 81  | .654 | 335 | 11.2 |
| 01-02 | 27 | 140 | 305 | .459 | 11 |    |      |    |     |      |     |      |

17. Kent Wiersma

1,304

| Year          | GP         | FG         | FGA        | Pct.        | 3M         | 3A         | Pct.        | FT         | FTA        | Pct.        | Pts         | PPG         |
|---------------|------------|------------|------------|-------------|------------|------------|-------------|------------|------------|-------------|-------------|-------------|
| 85-86         | 18         | 15         | 52         | .288        | 0          | 0          | .000        | 16         | 26         | .615        | 46          | 2.6         |
| 86-87         | 28         | 131        | 298        | .440        | 67         | 139        | .482        | 64         | 93         | .682        | 393         | 14.0        |
| 87-88         | 28         | 122        | 276        | .442        | 63         | 139        | .453        | 73         | 95         | .768        | 380         | 13.6        |
| 88-89         | 28         | 144        | 269        | .535        | 55         | 119        | .462        | 142        | 180        | .789        | 485         | 17.3        |
| <b>Totals</b> | <b>102</b> | <b>412</b> | <b>895</b> | <b>.460</b> | <b>185</b> | <b>397</b> | <b>.466</b> | <b>295</b> | <b>394</b> | <b>.749</b> | <b>1304</b> | <b>12.8</b> |



25. Tony Smith

1,190

| Year          | GP        | FG         | FGA         | Pct.        | 3M       | 3A       | Pct.        | FT         | FTA        | Pct.        | Pts         | PPG         |
|---------------|-----------|------------|-------------|-------------|----------|----------|-------------|------------|------------|-------------|-------------|-------------|
| 72-73         | 3         | 5          | 8           | .625        | 0        | 0        | .000        | 0          | 1          | .000        | 10          | 3.3         |
| 73-74         | 29        | 209        | 394         | .530        | 0        | 0        | .000        | 55         | 96         | .572        | 473         | 16.2        |
| 74-75         | 30        | 154        | 323         | .480        | 0        | 0        | .000        | 31         | 51         | .610        | 339         | 11.3        |
| 75-76         | 28        | 153        | 317         | .483        | 0        | 0        | .000        | 62         | 83         | .747        | 368         | 13.1        |
| <b>Totals</b> | <b>90</b> | <b>521</b> | <b>1042</b> | <b>.500</b> | <b>0</b> | <b>0</b> | <b>.000</b> | <b>148</b> | <b>231</b> | <b>.641</b> | <b>1190</b> | <b>13.2</b> |



18. Ron Polus

1,300

| Year          | GP         | FG         | FGA        | Pct.        | 3M       | 3A       | Pct.        | FT         | FTA        | Pct.        | Pts         | PPG         |
|---------------|------------|------------|------------|-------------|----------|----------|-------------|------------|------------|-------------|-------------|-------------|
| 81-82         | 27         | 135        | 268        | .486        | 0        | 0        | .000        | 47         | 85         | .553        | 317         | 11.7        |
| 82-83         | 28         | 90         | 164        | .549        | 0        | 0        | .000        | 19         | 42         | .452        | 199         | 7.1         |
| 83-84         | 28         | 102        | 212        | .481        | 0        | 0        | .000        | 66         | 106        | .623        | 270         | 9.6         |
| 84-85         | 29         | 217        | 350        | .620        | 0        | 0        | .000        | 80         | 149        | .537        | 514         | 17.7        |
| <b>Totals</b> | <b>112</b> | <b>544</b> | <b>994</b> | <b>.547</b> | <b>0</b> | <b>0</b> | <b>.000</b> | <b>212</b> | <b>382</b> | <b>.555</b> | <b>1300</b> | <b>11.6</b> |



26. Bob Conser


1,157

| Year          | GP        | FG         | FGA        | Pct.        | 3M       | 3A       | Pct.        | FT         | FTA        | Pct.        | Pts         | PPG         |
|---------------|-----------|------------|------------|-------------|----------|----------|-------------|------------|------------|-------------|-------------|-------------|
| 68-69         | 20        | 25         | 55         | .454        | 0        | 0        | .000        | 32         | 44         | .727        | 82          | 4.1         |
| 69-70         | 24        | 68         | 161        | .422        | 0        | 0        | .000        | 83         | 113        | .734        | 219         | 9.1         |
| 70-71         | 26        | 161        | 307        | .524        | 0        | 0        | .000        | 144        | 174        | .828        | 466         | 17.9        |
| 71-72         | 27        | 144        | 282        | .511        | 0        | 0        | .000        | 102        | 135        | .756        | 390         | 14.4        |
| <b>Totals</b> | <b>97</b> | <b>398</b> | <b>805</b> | <b>.494</b> | <b>0</b> | <b>0</b> | <b>.000</b> | <b>361</b> | <b>466</b> | <b>.775</b> | <b>1157</b> | <b>11.9</b> |

19. Chris Raven

1,268

| Year          | GP         | FG         | FGA         | Pct.        | 3M       | 3A       | Pct.        | FT         | FTA        | Pct.        | Pts         | PPG         |
|---------------|------------|------------|-------------|-------------|----------|----------|-------------|------------|------------|-------------|-------------|-------------|
| 75-76         | 19         | 26         | 68          | .382        | 0        | 0        | .000        | 28         | 35         | .800        | 80          | 4.2         |
| 76-77         | 32         | 147        | 287         | .512        | 0        | 0        | .000        | 76         | 90         | .844        | 370         | 11.5        |
| 77-78         | 28         | 139        | 288         | .482        | 0        | 0        | .000        | 37         | 57         | .649        | 315         | 11.2        |
| 78-79         | 30         | 213        | 407         | .523        | 0        | 0        | .000        | 77         | 86         | .895        | 503         | 16.7        |
| <b>Totals</b> | <b>109</b> | <b>525</b> | <b>1050</b> | <b>.500</b> | <b>0</b> | <b>0</b> | <b>.000</b> | <b>218</b> | <b>268</b> | <b>.813</b> | <b>1268</b> | <b>11.6</b> |



T-27. Ricardo Carbajal

1,153

| Year          | GP         | FG         | FGA        | Pct.        | 3M        | 3A        | Pct.        | FT         | FTA        | Pct.        | Pts         | PPG         |
|---------------|------------|------------|------------|-------------|-----------|-----------|-------------|------------|------------|-------------|-------------|-------------|
| 12-13         | 28         | 80         | 143        | .559        | 0         | 2         | .000        | 44         | 57         | .772        | 204         | 7.3         |
| 13-14         | 27         | 108        | 204        | .529        | 1         | 1         | 1.000       | 71         | 96         | .740        | 288         | 10.7        |
| 14-15         | 28         | 135        | 275        | .491        | 6         | 20        | .300        | 104        | 141        | .738        | 380         | 13.6        |
| 15-16         | 29         | 108        | 221        | .489        | 10        | 36        | .278        | 55         | 72         | .764        | 281         | 9.7         |
| <b>Totals</b> | <b>112</b> | <b>431</b> | <b>843</b> | <b>.511</b> | <b>17</b> | <b>59</b> | <b>.288</b> | <b>274</b> | <b>366</b> | <b>.749</b> | <b>1153</b> | <b>10.3</b> |



20. Courtney James

1,224

| Year          | GP         | FG         | FGA        | Pct.        | 3M         | 3A         | Pct.        | FT         | FTA        | Pct.        | Pts         | PPG         |
|---------------|------------|------------|------------|-------------|------------|------------|-------------|------------|------------|-------------|-------------|-------------|
| 02-03         | 27         | 89         | 226        | .394        | 37         | 101        | .366        | 95         | 122        | .779        | 310         | 11.5        |
| 03-04         | 27         | 105        | 234        | .449        | 36         | 108        | .333        | 89         | 118        | .754        | 335         | 12.4        |
| 04-05         | 28         | 89         | 207        | .430        | 17         | 54         | .315        | 60         | 74         | .811        | 255         | 9.1         |
| 05-06         | 31         | 112        | 245        | .457        | 41         | 107        | .383        | 59         | 70         | .843        | 324         | 10.5        |
| <b>Totals</b> | <b>113</b> | <b>395</b> | <b>912</b> | <b>.433</b> | <b>131</b> | <b>370</b> | <b>.354</b> | <b>303</b> | <b>384</b> | <b>.789</b> | <b>1224</b> | <b>10.8</b> |



T-27. Donnie Myles


1,153

| Year          | GP        | FG         | FGA         | Pct.        | 3M       | 3A       | Pct.        | FT         | FTA        | Pct.        | Pts         | PPG         |
|---------------|-----------|------------|-------------|-------------|----------|----------|-------------|------------|------------|-------------|-------------|-------------|
| 72-73         | 3         | 2          | 9           | .222        | 0        | 0        | .000        | 0          | 0          | .000        | 4           | 1.3         |
| 73-74         | 29        | 237        | 505         | .469        | 0        | 0        | .000        | 42         | 64         | .656        | 516         | 17.7        |
| 74-75         | 19        | 101        | 233         | .430        | 0        | 0        | .000        | 46         | 57         | .810        | 248         | 13.1        |
| 75-76         | 28        | 166        | 360         | .461        | 0        | 0        | .000        | 53         | 63         | .841        | 385         | 13.8        |
| <b>Totals</b> | <b>79</b> | <b>506</b> | <b>1107</b> | <b>.457</b> | <b>0</b> | <b>0</b> | <b>.000</b> | <b>141</b> | <b>184</b> | <b>.766</b> | <b>1153</b> | <b>14.6</b> |

21. Ryan Sabin

1,218

| Year          | GP         | FG         | FGA        | Pct.        | 3M         | 3A         | Pct.        | FT         | FTA        | Pct.        | Pts         | PPG         |
|---------------|------------|------------|------------|-------------|------------|------------|-------------|------------|------------|-------------|-------------|-------------|
| 11-12         | 27         | 64         | 168        | .381        | 33         | 97         | .340        | 40         | 49         | .816        | 201         | 7.4         |
| 12-13         | 24         | 81         | 172        | .471        | 44         | 103        | .427        | 52         | 59         | .881        | 258         | 10.8        |
| 13-14         | 27         | 134        | 304        | .441        | 69         | 180        | .383        | 46         | 59         | .780        | 383         | 14.2        |
| 14-15         | 28         | 126        | 311        | .405        | 40         | 128        | .313        | 84         | 94         | .894        | 376         | 13.4        |
| <b>Totals</b> | <b>106</b> | <b>405</b> | <b>955</b> | <b>.424</b> | <b>186</b> | <b>508</b> | <b>.366</b> | <b>222</b> | <b>261</b> | <b>.851</b> | <b>1218</b> | <b>11.5</b> |



29. Mike Hall

1,149

| Year          | GP         | FG         | FGA        | Pct.        | 3M        | 3A         | Pct.        | FT         | FTA        | Pct.        | Pts         | PPG        |
|---------------|------------|------------|------------|-------------|-----------|------------|-------------|------------|------------|-------------|-------------|------------|
| 03-04         | 27         | 100        | 185        | .541        | 6         | 17         | .353        | 100        | 148        | .676        | 306         | 11.3       |
| 04-05         | 28         | 83         | 166        | .500        | 3         | 16         | .188        | 67         | 99         | .677        | 236         | 8.4        |
| 05-06         | 30         | 81         | 174        | .466        | 7         | 25         | .280        | 57         | 83         | .687        | 226         | 7.5        |
| 06-07         | 33         | 128        | 271        | .472        | 17        | 49         | .354        | 108        | 165        | .655        | 391         | 11.5       |
| <b>Totals</b> | <b>118</b> | <b>392</b> | <b>796</b> | <b>.493</b> | <b>33</b> | <b>107</b> | <b>.310</b> | <b>332</b> | <b>495</b> | <b>.668</b> | <b>1149</b> | <b>9.8</b> |



22. John Kendzicky

1,214


| Year          | GP         | FG         | FGA        | Pct.        | 3M       | 3A       | Pct.        | FT         | FTA        | Pct.        | Pts         | PPG         |
|---------------|------------|------------|------------|-------------|----------|----------|-------------|------------|------------|-------------|-------------|-------------|
| 80-81         | 28         | 117        | 202        | .579        | 0        | 0        | .000        | 52         | 80         | .650        | 286         | 10.2        |
| 81-82         | 27         | 116        | 273        | .425        | 0        | 0        | .000        | 57         | 84         | .679        | 289         | 10.7        |
| 82-83         | 28         | 130        | 245        | .531        | 0        | 0        | .000        | 56         | 95         | .589        | 316         | 11.3        |
| 83-84         | 27         | 136        | 256        | .531        | 0        | 0        | .000        | 51         | 83         | .614        | 323         | 12.0        |
| <b>Totals</b> | <b>110</b> | <b>499</b> | <b>976</b> | <b>.511</b> | <b>0</b> | <b>0</b> | <b>.000</b> | <b>216</b> | <b>342</b> | <b>.632</b> | <b>1214</b> | <b>11.0</b> |



30. Ed Crisman

1,112

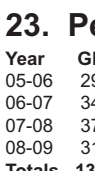
| Year          | GP        | FG         | FGA        | Pct.        | 3M       | 3A       | Pct.        | FT         | FTA        | Pct.        | Pts         | PPG         |
|---------------|-----------|------------|------------|-------------|----------|----------|-------------|------------|------------|-------------|-------------|-------------|
| 66-67         | 22        | -          | -          | -           | -        | -        | -           | -          | -          | -           | 446         | 20.3        |
| 67-68         | 18        | 87         | 222        | .392        | 0        | 0        | .000        | 45         | 91         | .495        | 219         | 12.2        |
| 68-69         | 23        | 178        | 266        | .487        | 0        | 0        | .000        | 91         | 118        | .771        | 447         | 19.4        |
| <b>Totals</b> | <b>63</b> | <b>265</b> | <b>488</b> | <b>.543</b> | <b>0</b> | <b>0</b> | <b>.000</b> | <b>136</b> | <b>209</b> | <b>.650</b> | <b>1112</b> | <b>17.7</b> |



31. Mike Davis

1,097

| Year          | GP        | FG         | FGA        | Pct.        | 3M        | 3A        | Pct.        | FT         | FTA        | Pct.        | Pts         | PPG         |
|---------------|-----------|------------|------------|-------------|-----------|-----------|-------------|------------|------------|-------------|-------------|-------------|
| 84-85         | 14        | 9          | 14         | .643        | 0         | 0         | .000        | 1          | 5          | .200        | 19          | 1.4         |
| 85-86         | 28        | 85         | 170        | .500        | 0         | 0         | .000        | 50         | 78         | .641        | 220         | 7.9         |
| 86-87         | 28        | 164        | 301        | .545        | 9         | 22        | .409        | 67         | 100        | .670        | 404         | 14.4        |
| 87-88         | 28        | 178        | 309        | .576        | 3         | 11        | .273        | 95         | 131        | .725        | 454         | 16.2        |
| <b>Totals</b> | <b>98</b> | <b>436</b> | <b>794</b> | <b>.549</b> | <b>12</b> | <b>33</b> | <b>.364</b> | <b>213</b> | <b>314</b> | <b>.678</b> | <b>1097</b> | <b>11.2</b> |




23. Pete Trammell

1,209

| Year  | GP | FG | FGA | Pct. | 3M | 3A | Pct. | FT | FTA | Pct. | Pts | PPG |
|-------|----|----|-----|------|----|----|------|----|-----|------|-----|-----|
| 05-06 |    |    |     |      |    |    |      |    |     |      |     |     |

**900 REBOUND CLUB**



**1. Dan Poole 1,270**

| Year          | GP        | FG         | FGA         | Pct.        | FT         | FTA        | Pct.        | Pts         | PPG         | Reb         | Avg.        |
|---------------|-----------|------------|-------------|-------------|------------|------------|-------------|-------------|-------------|-------------|-------------|
| 67-68         | 25        | 137        | 373         | .368        | 74         | 132        | .560        | 348         | 13.8        | 357         | 14.3        |
| 68-69         | 23        | 138        | 323         | .427        | 51         | 88         | .579        | 327         | 14.2        | 347         | 15.1        |
| 69-70         | 24        | 124        | 289         | .429        | 52         | 85         | .612        | 300         | 12.5        | 306         | 12.8        |
| 70-71         | 26        | 194        | 396         | .490        | 68         | 120        | .567        | 456         | 17.5        | 260         | 10.0        |
| <b>Totals</b> | <b>98</b> | <b>592</b> | <b>1381</b> | <b>.429</b> | <b>245</b> | <b>425</b> | <b>.576</b> | <b>1431</b> | <b>14.6</b> | <b>1270</b> | <b>13.0</b> |

**2. Sid Bruinsma 1,117**

| Year          | GP         | FG         | FGA         | Pct.        | FT         | FTA        | Pct.        | Pts         | PPG         | Reb         | Avg.       |
|---------------|------------|------------|-------------|-------------|------------|------------|-------------|-------------|-------------|-------------|------------|
| 73-74         | 29         | 87         | 208         | .418        | 35         | 60         | .583        | 209         | 7.2         | 209         | 7.2        |
| 74-75         | 30         | 142        | 289         | .490        | 59         | 74         | .800        | 343         | 11.4        | 261         | 8.7        |
| 75-76         | 28         | 148        | 285         | .519        | 55         | 70         | .786        | 351         | 12.5        | 224         | 8.0        |
| 76-77         | 34         | 244        | 474         | .514        | 96         | 136        | .705        | 584         | 17.1        | 423         | 12.4       |
| <b>Totals</b> | <b>121</b> | <b>621</b> | <b>1256</b> | <b>.494</b> | <b>245</b> | <b>340</b> | <b>.721</b> | <b>1487</b> | <b>12.3</b> | <b>1117</b> | <b>9.2</b> |

**3. Jason Bauer 1,021**

| Year          | GP         | FG         | FGA         | Pct.        | FT         | FTA        | Pct.        | Pts         | PPG         | Reb         | Avg.       |
|---------------|------------|------------|-------------|-------------|------------|------------|-------------|-------------|-------------|-------------|------------|
| 99-00         | 27         | 92         | 191         | .482        | 44         | 76         | .579        | 229         | 8.5         | 243         | 9.0        |
| 00-01         | 30         | 140        | 264         | .530        | 53         | 81         | .654        | 335         | 11.2        | 267         | 8.9        |
| 01-02         | 27         | 140        | 305         | .459        | 83         | 109        | .761        | 374         | 13.9        | 259         | 9.6        |
| 02-03         | 28         | 143        | 342         | .418        | 97         | 124        | .782        | 395         | 14.1        | 252         | 9.0        |
| <b>Totals</b> | <b>112</b> | <b>515</b> | <b>1102</b> | <b>.467</b> | <b>277</b> | <b>390</b> | <b>.710</b> | <b>1333</b> | <b>11.9</b> | <b>1021</b> | <b>9.1</b> |

**4. Fred Roh 930**

| Year          | GP        | FG         | FGA         | Pct.        | FT         | FTA        | Pct.        | Pts         | PPG         | Reb        | Avg.        |
|---------------|-----------|------------|-------------|-------------|------------|------------|-------------|-------------|-------------|------------|-------------|
| 69-70         | 15        | 86         | 190         | .453        | 53         | 84         | .631        | 225         | 15.0        | 172        | 11.5        |
| 70-71         | 26        | 206        | 416         | .495        | 81         | 113        | .717        | 493         | 19.0        | 270        | 10.4        |
| 71-72         | 26        | 240        | 396         | .606        | 120        | 164        | .732        | 600         | 23.1        | 278        | 10.7        |
| 72-73         | 26        | 302        | 516         | .585        | 116        | 152        | .769        | 720         | 27.7        | 210        | 8.1         |
| <b>Totals</b> | <b>93</b> | <b>834</b> | <b>1518</b> | <b>.549</b> | <b>370</b> | <b>513</b> | <b>.721</b> | <b>2038</b> | <b>21.9</b> | <b>930</b> | <b>10.0</b> |

**5. Callistus Eziukwu 924**

| Year          | GP         | FG         | FGA         | Pct.        | FT         | FTA        | Pct.        | Pts         | PPG         | Reb        | Avg.       |
|---------------|------------|------------|-------------|-------------|------------|------------|-------------|-------------|-------------|------------|------------|
| 04-05         | 28         | 157        | 213         | .737        | 70         | 119        | .588        | 384         | 13.7        | 226        | 8.1        |
| 05-06         | 31         | 161        | 263         | .612        | 82         | 124        | .661        | 405         | 13.1        | 201        | 6.5        |
| 06-07         | 24         | 124        | 199         | .623        | 62         | 108        | .574        | 310         | 12.9        | 173        | 7.2        |
| 07-08         | 37         | 239        | 383         | .624        | 104        | 221        | .471        | 582         | 15.7        | 324        | 8.8        |
| <b>Totals</b> | <b>120</b> | <b>681</b> | <b>1058</b> | <b>.644</b> | <b>318</b> | <b>572</b> | <b>.556</b> | <b>1681</b> | <b>14.0</b> | <b>924</b> | <b>7.7</b> |

**100 BLOCK CLUB**

**1. Callistus Eziukwu 329**

| Year          | GP         | FG         | FGA         | Pct.        | FT         | FTA        | Pct.        | Pts         | PPG         | BK         | BPG        |
|---------------|------------|------------|-------------|-------------|------------|------------|-------------|-------------|-------------|------------|------------|
| 04-05         | 28         | 157        | 213         | .737        | 70         | 119        | .588        | 384         | 13.7        | 114        | 4.1        |
| 05-06         | 31         | 161        | 263         | .612        | 82         | 124        | .661        | 405         | 13.1        | 74         | 2.4        |
| 06-07         | 24         | 124        | 199         | .623        | 62         | 108        | .574        | 310         | 12.9        | 52         | 2.2        |
| 07-08         | 37         | 239        | 383         | .624        | 104        | 221        | .471        | 582         | 15.7        | 89         | 2.4        |
| <b>Totals</b> | <b>120</b> | <b>681</b> | <b>1058</b> | <b>.644</b> | <b>318</b> | <b>572</b> | <b>.556</b> | <b>1681</b> | <b>14.0</b> | <b>329</b> | <b>2.7</b> |


**2. Ron Polus 197**

| Year          | GP         | FG         | FGA        | Pct.        | FT         | FTA        | Pct.        | Pts         | PPG         | BK         | BPG        |
|---------------|------------|------------|------------|-------------|------------|------------|-------------|-------------|-------------|------------|------------|
| 81-82         | 27         | 135        | 268        | .486        | 47         | 85         | .553        | 317         | 11.7        | 68         | 2.5        |
| 82-83         | 28         | 90         | 164        | .549        | 19         | 42         | .452        | 199         | 7.1         | 36         | 1.3        |
| 83-84         | 28         | 102        | 212        | .481        | 66         | 106        | .623        | 270         | 9.6         | 41         | 1.5        |
| 84-85         | 29         | 217        | 350        | .620        | 80         | 149        | .537        | 514         | 17.7        | 52         | 1.8        |
| <b>Totals</b> | <b>112</b> | <b>544</b> | <b>994</b> | <b>.547</b> | <b>212</b> | <b>382</b> | <b>.555</b> | <b>1300</b> | <b>11.6</b> | <b>197</b> | <b>1.8</b> |

**3. Charlie Mandt 163**

| Year          | GP         | FG         | FGA         | Pct.        | FT         | FTA        | Pct.        | Pts         | PPG         | BK         | BPG        |
|---------------|------------|------------|-------------|-------------|------------|------------|-------------|-------------|-------------|------------|------------|
| 88-89         | 28         | 69         | 132         | .523        | 30         | 45         | .667        | 168         | 6.0         | 12         | 0.4        |
| 89-90         | 28         | 143        | 281         | .509        | 49         | 85         | .576        | 335         | 12.0        | 53         | 1.9        |
| 90-91         | 31         | 167        | 315         | .530        | 72         | 124        | .581        | 406         | 13.1        | 45         | 1.5        |
| 91-92         | 30         | 225        | 394         | .571        | 89         | 122        | .730        | 539         | 18.0        | 53         | 1.8        |
| <b>Totals</b> | <b>117</b> | <b>604</b> | <b>1122</b> | <b>.538</b> | <b>240</b> | <b>376</b> | <b>.638</b> | <b>1448</b> | <b>12.4</b> | <b>163</b> | <b>1.4</b> |

**400 ASSIST CLUB**



**1. Mike Davis 641**

| Year          | GP        | FG         | FGA        | Pct.        | FT         | FTA        | Pct.        | Pts         | PPG         | A          | APG        |
|---------------|-----------|------------|------------|-------------|------------|------------|-------------|-------------|-------------|------------|------------|
| 84-85         | 14        | 9          | 14         | .643        | 1          | 5          | .200        | 19          | 1.4         | 11         | 7.9        |
| 85-86         | 28        | 85         | 170        | .500        | 50         | 78         | .641        | 220         | 7.9         | 154        | 5.5        |
| 86-87         | 28        | 164        | 301        | .545        | 67         | 100        | .670        | 404         | 14.4        | 234        | 8.4        |
| 87-88         | 28        | 178        | 309        | .576        | 95         | 131        | .725        | 454         | 16.2        | 242        | 8.6        |
| <b>Totals</b> | <b>98</b> | <b>436</b> | <b>794</b> | <b>.549</b> | <b>213</b> | <b>314</b> | <b>.678</b> | <b>1097</b> | <b>11.2</b> | <b>641</b> | <b>6.5</b> |

**2. Jason Devine 545**

| Year          | GP         | FG         | FGA        | Pct.        | FT         | FTA        | Pct.        | Pts        | PPG        | A          | APG        |
|---------------|------------|------------|------------|-------------|------------|------------|-------------|------------|------------|------------|------------|
| 88-89         | 27         | 32         | 85         | .376        | 19         | 26         | .731        | 89         | 3.3        | 99         | 3.7        |
| 89-90         | 28         | 46         | 111        | .414        | 29         | 42         | .690        | 129        | 4.6        | 126        | 4.5        |
| 90-91         | 29         | 74         | 160        | .463        | 38         | 49         | .776        | 202        | 7.0        | 152        | 5.2        |
| 91-92         | 31         | 95         | 229        | .415        | 33         | 50         | .660        | 268        | 8.6        | 168        | 5.4        |
| <b>Totals</b> | <b>115</b> | <b>247</b> | <b>585</b> | <b>.422</b> | <b>119</b> | <b>167</b> | <b>.713</b> | <b>688</b> | <b>6.0</b> | <b>545</b> | <b>4.7</b> |

**3. Jason Boucher 514**

| Year          | GP         | FG         | FGA        | Pct.        | FT         | FTA        | Pct.        | Pts        | PPG        | A          | APG        |
|---------------|------------|------------|------------|-------------|------------|------------|-------------|------------|------------|------------|------------|
| 98-99         | 27         | 44         | 119        | .370        | 55         | 75         | .733        | 150        | 5.6        | 94         | 3.5        |
| 99-00         | 21         | 49         | 120        | .408        | 39         | 48         | .812        | 165        | 7.9        | 95         | 4.5        |
| 00-01         | 30         | 99         | 205        | .483        | 82         | 97         | .845        | 330        | 11.0       | 176        | 5.9        |
| 01-02         | 28         | 72         | 178        | .404        | 59         | 72         | .819        | 240        | 8.6        | 149        | 5.3        |
| <b>Totals</b> | <b>106</b> | <b>264</b> | <b>622</b> | <b>.424</b> | <b>235</b> | <b>292</b> | <b>.805</b> | <b>885</b> | <b>8.3</b> | <b>514</b> | <b>4.8</b> |

**4. Courtney James 470**

| Year          | GP         | FG         | FGA        | Pct.        | FT         | FTA        | Pct.        | Pts         | PPG         | A          | APG        |
|---------------|------------|------------|------------|-------------|------------|------------|-------------|-------------|-------------|------------|------------|
| 02-03         | 27         | 89         | 226        | .394        | 95         | 122        | .779        | 310         | 11.5        | 96         | 3.6        |
| 03-04         | 27         | 105        | 234        | .449        | 89         | 118        | .754        | 335         | 12.4        | 118        | 4.4        |
| 04-05         | 28         | 89         | 207        | .430        | 60         | 74         | .811        | 255         | 9.1         | 111        | 4.0        |
| 05-06         | 31         | 112        | 245        | .457        | 59         | 70         | .843        | 324         | 10.5        | 145        | 4.7        |
| <b>Totals</b> | <b>113</b> | <b>395</b> | <b>912</b> | <b>.433</b> | <b>303</b> | <b>384</b> | <b>.789</b> | <b>1224</b> | <b>10.8</b> | <b>470</b> | <b>4.2</b> |

**5. Randy Parlor 405**

| Year          | GP         | FG         | FGA         | Pct.        | FT         | FTA        | Pct.        | Pts         | PPG         | A          | APG        |
|---------------|------------|------------|-------------|-------------|------------|------------|-------------|-------------|-------------|------------|------------|
| 82-83         | 28         | 153        | 353         | .433        | 59         | 84         | .702        | 365         | 13.1        | 94         | 3.4        |
| 83-84         | 28         | 198        | 443         | .447        | 50         | 72         | .694        | 446         | 15.9        | 154        | 5.5        |
| 84-85         | 29         | 197        | 460         | .428        | 82         | 132        | .621        | 476         | 16.4        | 97         | 3.3        |
| 85-86         | 15         | 103        | 216         | .477        | 49         | 80         | .613        | 255         | 17.0        | 60         | 4.0        |
| <b>Totals</b> | <b>100</b> | <b>651</b> | <b>1472</b> | <b>.442</b> | <b>240</b> | <b>368</b> | <b>.652</b> | <b>1542</b> | <b>15.4</b> | <b>405</b> | <b>4.1</b> |

**200 STEAL CLUB**

**1. Jason Boucher 242**

| Year          | GP         | FG         | FGA        | Pct.        | FT         | FTA        | Pct.        | Pts        | PPG        | S          | SPG        |
|---------------|------------|------------|------------|-------------|------------|------------|-------------|------------|------------|------------|------------|
| 98-99         | 27         | 44         | 119        | .370        | 55         | 75         | .733        | 150        | 5.6        | 48         | 1.8        |
| 99-00         | 21         | 49         | 120        | .408        | 39         | 48         | .812        | 165        | 7.9        | 46         | 2.2        |
| 00-01         | 30         | 99         | 205        | .483        | 82         | 97         | .845        | 330        | 11.0       | 80         | 2.7        |
| 01-02         | 28         | 72         | 178        | .404        | 59         | 72         | .819        | 240        | 8.6        | 68         | 2.4        |
| <b>Totals</b> | <b>106</b> | <b>264</b> | <b>622</b> | <b>.424</b> | <b>235</b> | <b>292</b> | <b>.805</b> | <b>885</b> | <b>8.3</b> | <b>242</b> | <b>2.2</b> |

**2. Mike Davis 217**

| Year          | GP        | FG         | FGA        | Pct.        | FT         | FTA        | Pct.        | Pts         | PPG         | S          | SPG        |
|---------------|-----------|------------|------------|-------------|------------|------------|-------------|-------------|-------------|------------|------------|
| 84-85         | 14        | 9          | 14         | .643        | 1          | 5          | .200        | 19          | 1.4         | 3          | 0.2        |
| 85-86         | 28        | 85         | 170        | .500        | 50         | 78         | .641        | 220         | 7.9         | 65         | 2.3        |
| 86-87         | 28        | 164        | 301        | .545        | 67         | 100        | .670        | 404         | 14.4        | 73         | 2.6        |
| 87-88         | 28        | 178        | 309        | .576        | 95         | 131        | .725        | 454         | 16.2        | 76         | 2.7        |
| <b>Totals</b> | <b>98</b> | <b>436</b> | <b>794</b> | <b>.549</b> | <b>213</b> | <b>314</b> | <b>.678</b> | <b>1097</b> | <b>11.2</b> | <b>217</b> | <b>2.2</b> |

**3. Jason Devine 214**

| Year  | GP | FG | FGA | Pct. | FT | FTA | Pct. | Pts | PPG   | S | SPG |
|-------|----|----|-----|------|----|-----|------|-----|-------|---|-----|
| 88-89 | 27 | 32 | 85  | .376 | 19 | 26  | .731 | 89  | 3.3</ |   |     |

**ALL-AMERICANS**

**Mark Cheklich (1977-80)**

CoSIDA Academic, 1978-79  
CoSIDA Academic, 1979-80

**Callistus Eziukwu (2005-08)**

Division II Bulletin First Team, 2007-08  
NABC First Team, 2007-08  
Basketball Times First Team, 2007-08  
Daktronics Second Team, 2007-08

**Jason Jamerson (2005-08)**

Division II Bulletin Honorable Mention, 2007-08

**Charlie Mandt (1989-90)**

NCAA Division II Honorable Mention, 1991-92

**Joe Modderman (1996-97)**

Division II Bulletin First Team, 1996-97  
Basketball Gazette, First Team, 1996-97

**Paul Peterman (1975-78)**

NAIA Second Team, 1976-77  
Street & Smith's, 1976-77  
NAIA First Team, 1977-78

**Ron Polus (1982-85)**

NCAA Division II Honorable Mention, 1984-85

**Mark Principe (1977-80)**

CoSIDA Academic Division II, 1978-79  
CoSIDA Academic Division II, 1979-80

**Chris Raven (1976-79)**

NAIA Second Team, 1978-79

**Fred Roh (1970-73)**

NAIA Honorable Mention, 1972-73

**Brent Wichlacz (1990-93)**

Basketball Gazette, 1992-93  
NCAA Division II Honorable Mention, 1992-93

**POSTSEASON TOURNAMENT  
APPEARANCES**

**NCAA Division II National Tournament**

1984-85, 1990-91, 1991-92, 1996-97, 2000-01  
2005-06, 2006-07, 2007-08, 2008-09, 2009-10

**NCAA Division II Elite Eight**

2006-07, 2007-08

**NCAA Division II Great Lakes Region Champions**

2006-07, 2007-08

**GLIAC North Division Champions**

1996-97, 2000-01, 2005-06  
2006-07, 2007-08, 2009-10

**GLIAC Regular Season Champions**

1974-75, 1975-76, 1976-77  
1978-79, 1990-91, 1996-97  
2005-06, 2006-07, 2007-08

**GLIAC Tournament Champions**

1990-91, 1991-92, 1996-97  
2000-01, 2005-06, 2007-08

**NAIA National Tournament**

1973-74, 1976-77, 1978-79

**NAIA District 23 Tournament**

1972-73, 1973-74, 1974-75  
1976-77, 1977-78  
1978-79, 1979-80

## **ALL-GLIAC HONOREES**

### **PLAYER OF THE YEAR**

Charlie Mandt, 1991-92  
Joe Modderman, 1996-97  
Callistus Eziukwu, 2007-08

### **FIRST TEAM**

Fred Roh, 1972-73  
Kimm Griffin, 1973-74  
Donnie Myles, 1973-74  
Sid Bruinsma, 1974-75  
Kimm Griffin, 1974-75  
Sid Bruinsma, 1975-76  
Paul Peterman, 1975-76  
Sid Bruinsma, 1976-77  
Paul Peterman, 1976-77  
Paul Peterman, 1977-78  
Mark Cheklich, 1978-79  
Chris Raven, 1978-79  
Frank Rourke, 1978-79  
Mark Cheklich, 1979-80  
Jim Olesnavage, 1980-81  
Ricky Jones, 1982-83  
John Kendzicky, 1983-84  
Randy Parlor, 1983-84  
Randy Parlor, 1984-85  
Ron Polus, 1984-85  
Robert Allen, 1985-86  
Kevin Dungey, 1985-86  
Mike Davis, 1986-87  
Mike Davis, 1987-88  
Kent Wiersma, 1988-89  
Todd Jenks, 1990-91  
Brent Wichlacz, 1990-91  
Charlie Mandt, 1991-92  
Brent Wichlacz, 1992-93  
Joe Modderman, 1996-97  
Ennis Young, 1998-99  
John Flynn, 1999-00  
John Flynn, 2000-01  
John Flynn, 2001-02  
Callistus Eziukwu, 2004-05  
Callistus Eziukwu, 2005-06  
Courtney James, 2005-06  
Callistus Eziukwu, 2006-07  
Jason Jamerson, 2006-07  
Callistus Eziukwu, 2007-08  
Jason Jamerson, 2007-08  
Pete Trammell, 2007-08  
Pete Trammell, 2008-09  
Justin Ringler, 2009-10  
Justin Ringler, 2010-11  
James Thomas, 2011-12  
Ryan Sabin, 2013-14

### **COACH OF THE YEAR**

Tom Villemure, 1976-77  
Tom Villemure, 1978-79  
Tom Villemure, 1990-91  
Ric Wesley, 2007-08

### **SECOND TEAM**

Tony Smith, 1973-74  
Chris Raven, 1974-75  
Ed Finch, 1988-89  
Todd Jenks, 1989-90  
Steve Harvey, 1990-91  
Donte Smith, 1999-00  
Jason Bauer, 2001-02  
Jason Bauer, 2002-03  
Eric Chess, 2003-04  
Jason Jamerson, 2005-06  
Mike Hall, 2006-07  
LJ Kilgore, 2007-08  
Justin Ringler, 2008-09  
James Thomas, 2010-11  
Breland Hogan, 2012-13  
Ryan Sabin, 2012-13  
Rob Woodson, 2013-14  
Ricardo Carbajal, 2014-15  
Ryan Sabin, 2014-15  
Luke Ryskamp, 2015-16

### **HONORABLE MENTION**

Rick Chickowski, 1974-75  
Donnie Myles, 1975-76  
Tony Smith, 1975-76  
George Fuller, 1976-77  
Ricky Jones, 1981-82  
John Kendzicky, 1982-83  
Robert Allen, 1984-85  
Randy Parlor, 1985-86  
Kevin Dungey, 1986-87  
Kent Wiersma, 1986-87  
Terry Smith, 1987-88  
Kent Wiersma, 1987-88  
Jason Devine, 1990-91  
Charlie Mandt, 1990-91  
Joe Schuitema, 1992-93  
Nate Verbeek, 1993-94  
Nate Verbeek, 1994-95  
Nate Verbeek, 1995-96

### **FRESHMAN OF THE YEAR**

John Flynn, 1998-99  
Callistus Eziukwu, 2004-05

### **ALL-DEFENSIVE TEAM**

Tim Garner, 1978-79  
John Harrington, 1979-80  
Todd Brower, 1981-82  
Todd Brower, 1982-83  
Todd Brower, 1983-84  
Glenn Piche, 1984-85  
Mike Davis, 1986-87  
Mike Davis, 1987-88  
Terry Smith, 1988-89  
Rob Gurney, 1989-90  
Jason Devine, 1990-91  
Jeremy Fife, 1996-97  
Jeremy Fife, 1997-98  
Jeremy Fife, 1998-99  
Micah Bell, 1999-00  
Micah Bell, 2000-01  
Dave Crosson, 2001-02  
Courtney James, 2003-04  
Callistus Eziukwu, 2004-05  
Callistus Eziukwu, 2005-06  
Courtney James, 2005-06  
Kyle Carhart, 2006-07  
Callistus Eziukwu, 2006-07  
Callistus Eziukwu, 2007-08  
LJ Kilgore, 2007-08  
Pete Trammell, 2007-08  
Justin Ringler, 2008-09  
Pete Trammell, 2008-09  
Justin Ringler, 2009-10  
Nick West, 2009-10  
Justin Ringler, 2010-11  
Alvin Storrs, 2010-11  
Tyrone Lee, 2011-12  
Tyrone Lee, 2012-13  
Ryan Sabin, 2012-13  
Ryan Sabin, 2014-15  
Chaz Rollins, 2015-16

Missing complete award winners  
from 1993-94 season

**LAKERS IN GLIAC TOURNAMENT**

| Season  | Date        | Opponent             | Score         | Round         | Site                |
|---------|-------------|----------------------|---------------|---------------|---------------------|
| 1990-91 | March 8     | Northern Michigan    | W, 61-59      | Semifinals    | Allendale, Mich.    |
|         | March 9     | Ferris State         | W, 93-84      | Finals        | Allendale, Mich.    |
| 1991-92 | March 6     | Saginaw Valley State | W, 69-61      | Semifinals    | Detroit, Mich.      |
|         | March 7     | Wayne State          | W, 93-84      | Finals        | Detroit, Mich.      |
| 1996-97 | February 28 | Hillsdale            | W, 77-60      | Semifinals    | Adrian, Mich.       |
|         | March 1     | Oakland              | W, 92-78      | Finals        | Adrian, Mich.       |
| 1998-99 | February 25 | Gannon               | L, 102-91     | Quarterfinals | Battle Creek, Mich. |
| 1999-00 | March 1     | Gannon               | W, 98-95      | Quarterfinals | Grand Rapids, Mich. |
|         | March 3     | Michigan Tech        | L, 91-85      | Semifinals    | Grand Rapids, Mich. |
| 2000-01 | March 1     | Mercyhurst           | W, 78-62      | Quarterfinals | Grand Rapids, Mich. |
|         | March 2     | Northern Michigan    | W, 91-70      | Semifinals    | Grand Rapids, Mich. |
|         | March 3     | Gannon               | W, 102-92     | Finals        | Grand Rapids, Mich. |
| 2002-03 | March 2     | Northern Michigan    | L, 69-56      | Quarterfinals | Marquette, Mich.    |
| 2004-05 | March 1     | Michigan Tech        | L, 56-48      | Quarterfinals | Allendale, Mich.    |
| 2005-06 | February 28 | Michigan Tech        | W, 67-46      | Quarterfinals | Allendale, Mich.    |
|         | March 3     | Ashland              | W, 90-77      | Semifinals    | Allendale, Mich.    |
|         | March 4     | Ferris State         | W, 80-58      | Finals        | Allendale, Mich.    |
| 2006-07 | February 27 | Ferris State         | W, 72-59      | Quarterfinals | Allendale, Mich.    |
|         | March 2     | Northern Michigan    | W, 88-87 (OT) | Semifinals    | Findlay, Ohio       |
|         | March 3     | Findlay              | L, 71-61      | Finals        | Findlay, Ohio       |
| 2007-08 | March 1     | Hillsdale            | W, 63-49      | Quarterfinals | Allendale, Mich.    |
|         | March 7     | Lake Superior State  | W, 76-54      | Semifinals    | Allendale, Mich.    |
|         | March 8     | Findlay              | W, 73-67      | Finals        | Allendale, Mich.    |
| 2008-09 | March 3     | Ferris State         | W, 67-49      | Quarterfinals | Allendale, Mich.    |
|         | March 6     | Lake Superior State  | W, 81-69      | Semifinals    | Findlay, Ohio       |
|         | March 7     | Findlay              | L, 67-56      | Finals        | Findlay, Ohio       |
| 2009-10 | March 2     | Wayne State          | W, 47-44      | Quarterfinals | Allendale, Mich.    |
|         | March 6     | Hillsdale            | L, 61-53      | Semifinals    | Findlay, Ohio       |
| 2010-11 | March 2     | Michigan Tech        | L, 74-72      | Quarterfinals | Allendale, Mich.    |
| 2011-12 | February 29 | Findlay              | L, 72-66      | Quarterfinals | Findlay, Ohio       |
| 2012-13 | March 6     | Hillsdale            | W, 73-57      | Quarterfinals | Allendale, Mich.    |
|         | March 9     | Lake Superior State  | L, 70-64      | Semifinals    | Houghton, Mich.     |
| 2013-14 | March 5     | Michigan Tech        | L, 78-72      | Quarterfinals | Houghton, Mich.     |
| 2015-16 | March 1     | Ashland              | L, 67-58      | Quarterfinals | Ashland, Ohio       |

**Overall: 18 appearances (22-12 record)  
6 championships (1990-91, 1991-92, 1996-97, 2000-01, 2005-06, 2007-08)**

**LAKERS IN NAIA NATIONAL TOURNAMENT**

| Season  | Date     | Opponent             | Score    | NCAA Round   | Site             |
|---------|----------|----------------------|----------|--------------|------------------|
| 1973-74 | N/A      | St. Thomas           | L, 95-71 | First Round  | N/A              |
| 1976-77 | March 7  | Missouri-Kansas City | W, 94-88 | First Round  | Kansas City, Mo. |
|         | March 9  | Clarion              | W, 79-65 | Second Round | Kansas City, Mo. |
|         | March 10 | Central Washington   | W, 75-71 | Third Round  | Kansas City, Mo. |
|         | March 11 | Texas Southern       | L, 69-62 | Semifinals   | Kansas City, Mo. |
|         | March 12 | Henderson State      | L, 96-73 | Consolation  | Kansas City, Mo. |
| 1978-79 | N/A      | Midwestern State     | L, 64-63 | First Round  | Kansas City, Mo. |

**Overall: 3 appearances (3-4 record)**

**LAKERS IN NCAA TOURNAMENT**

| Season  | Date     | Opponent           | Score         | NCAA Round    | Site               |
|---------|----------|--------------------|---------------|---------------|--------------------|
| 1984-85 | March 8  | Northern Michigan  | W, 71-70      | Regionals     | Brookings, SD      |
|         | March 9  | South Dakota State | L, 58-57      | Regionals     | Brookings, SD      |
| 1990-91 | March 15 | Bellarmino         | W, 78-72      | Regionals     | Ashland, Ohio      |
|         | March 16 | Ashland            | L, 82-75      | Regionals     | Ashland, Ohio      |
| 1991-92 | March 13 | Kentucky Wesleyan  | L, 84-73      | Regionals     | Owensboro, Ky.     |
|         | March 14 | Saint Joseph's     | L, 74-64 (OT) | Regionals     | Owensboro, Ky.     |
| 1996-97 | March 6  | Oakland            | L, 79-74      | Regionals     | Indianapolis, Ind. |
| 2000-01 | March 8  | Northern Kentucky  | L, 106-102    | Regionals     | Owensboro, Ky.     |
| 2005-06 | March 11 | SIU-Edwardsville   | L, 65-61      | Regionals     | Rensselaer, Ind.   |
| 2006-07 | March 10 | Quincy             | W, 85-75      | Regionals     | Findlay, Ohio      |
|         | March 11 | Southern Indiana   | W, 90-83      | Regionals     | Findlay, Ohio      |
|         | March 13 | Northern Kentucky  | W, 66-42      | Regionals     | Findlay, Ohio      |
|         | March 21 | Barton             | L, 83-81 (OT) | Quarterfinals | Springfield, Mass. |
| 2007-08 | March 15 | Saint Joseph's     | W, 69-52      | Regionals     | Allendale, Mich.   |
|         | March 16 | Northern Kentucky  | W, 62-58      | Regionals     | Allendale, Mich.   |
|         | March 18 | Findlay            | W, 75-58      | Regionals     | Allendale, Mich.   |
|         | March 26 | Winona State       | L, 67-54      | Quarterfinals | Springfield, Mass. |
| 2008-09 | March 14 | Findlay            | L, 66-51      | Regionals     | Findlay, Ohio      |
| 2009-10 | March 13 | Findlay            | W, 68-56      | Regionals     | Owensboro, Ky.     |
|         | March 14 | Saint Joseph's     | L, 78-76 (OT) | Regionals     | Owensboro, Ky.     |

**Overall: 10 appearances (9-11 record)**

## SERIES RECORDS

| OPPONENT                  | WON | LOST | OPPONENT                | WON | LOST | OPPONENT                  | WON        | LOST          |
|---------------------------|-----|------|-------------------------|-----|------|---------------------------|------------|---------------|
| Adrian                    | 3   | 2    | Lake Erie               | 6   | 2    | St. Mary's                | 3          | 0             |
| Albion                    | 7   | 1    | Lake Superior State     | 69  | 36   | St. Thomas                | 0          | 1             |
| Alma                      | 6   | 5    | Laurentian              | 1   | 0    | Seton Hill                | 0          | 1             |
| Anderson                  | 0   | 2    | Lewis                   | 6   | 8    | Shaw                      | 3          | 3             |
| Aquinas                   | 41  | 7    | Lincoln                 | 0   | 1    | Siena Heights             | 1          | 2             |
| Arkansas College          | 0   | 1    | Lincoln Memorial        | 0   | 1    | SIU-Edwardsville          | 1          | 2             |
| Ashland                   | 17  | 15   | Lock Haven              | 2   | 0    | South Dakota State        | 0          | 1             |
| Assumption                | 1   | 0    | Lowell                  | 1   | 0    | Southern Illinois         | 0          | 1             |
| Aurora                    | 1   | 0    | Lynn                    | 0   | 1    | Southern Indiana          | 1          | 1             |
| Ball State                | 0   | 3    | Madonna                 | 1   | 0    | Southwest Baptist         | 0          | 1             |
| Barry                     | 1   | 0    | Malone                  | 5   | 1    | Southwestern              | 1          | 0             |
| Barton                    | 0   | 1    | Manchester              | 1   | 0    | Spring Arbor              | 16         | 7             |
| Bellarmino                | 1   | 2    | Marygrove               | 5   | 0    | Stonehill                 | 1          | 0             |
| Benedictine               | 0   | 3    | Mercyhurst              | 11  | 5    | Taylor                    | 1          | 0             |
| Bethel                    | 0   | 1    | Michigan Christian      | 1   | 0    | Tennessee-Martin          | 1          | 0             |
| Cal Poly-Sans Luis Obispo | 1   | 0    | Michigan-Dearborn       | 7   | 0    | Texas Southern            | 0          | 1             |
| Calvin College            | 11  | 13   | Michigan Tech           | 42  | 36   | Tiffin                    | 12         | 1             |
| Calvin JV                 | 0   | 1    | Midwestern              | 1   | 0    | Toledo                    | 0          | 1             |
| Cedarville                | 4   | 1    | Midwestern State        | 0   | 1    | Tri-State                 | 3          | 4             |
| Central Michigan          | 1   | 7    | Milwaukee Tech          | 1   | 1    | Truman State              | 1          | 0             |
| Central State             | 6   | 0    | Minnesota State-Mankato | 1   | 2    | Union (Ky.)               | 0          | 1             |
| Central Washington        | 1   | 0    | Minnesota-Morris        | 1   | 0    | Union (Tenn.)             | 1          | 0             |
| Cheyney                   | 1   | 0    | Missouri-Kansas City    | 1   | 0    | Upper Iowa                | 2          | 0             |
| Chicago State             | 2   | 0    | Missouri-Rolla          | 0   | 2    | Wabash                    | 1          | 0             |
| Christian Brothers        | 1   | 0    | Missouri Southern       | 1   | 1    | Walsh                     | 2          | 2             |
| Clarion                   | 1   | 0    | Missouri-St. Louis      | 4   | 1    | Washburn                  | 0          | 1             |
| Columbus State            | 1   | 0    | Montevallo              | 1   | 0    | Wayne State               | 47         | 31            |
| Cornerstone               | 2   | 2    | Mount Senario           | 1   | 0    | West Florida              | 0          | 1             |
| Daemen                    | 1   | 0    | Muskegon CC             | 2   | 0    | Westminster               | 1          | 1             |
| Davenport                 | 2   | 0    | Nebraska-Omaha          | 1   | 0    | Western Michigan          | 2          | 5             |
| Detroit                   | 1   | 4    | New Mexico Highlands    | 0   | 1    | Winona State              | 0          | 1             |
| Detroit Tech              | 1   | 0    | Niles                   | 3   | 0    | Wisconsin-Eau Claire      | 0          | 1             |
| Eastern Michigan          | 1   | 6    | North Alabama           | 1   | 0    | Wisconsin-Green Bay       | 0          | 1             |
| Elmhurst                  | 1   | 0    | North Dakota            | 2   | 0    | Wisconsin-Milwaukee       | 3          | 1             |
| Evangel                   | 1   | 1    | Northeastern Illinois   | 5   | 3    | Wisconsin-Parkside        | 3          | 3             |
| Ferris State              | 51  | 55   | Northern Institute      | 1   | 0    | Wisconsin-Stevens Point   | 1          | 0             |
| Findlay                   | 11  | 19   | Northern Michigan       | 49  | 31   | Wright State              | 1          | 1             |
| Finlandia                 | 3   | 0    | Northern Kentucky       | 4   | 3    | <b>Totals</b>             | <b>872</b> | <b>536</b>    |
| Florida Southern          | 2   | 0    | Northern State          | 1   | 0    |                           |            | <b>(.619)</b> |
| Gannon                    | 8   | 8    | Northwood               | 65  | 23   | <b>MISCELLANEOUS</b>      |            |               |
| Geneva                    | 0   | 1    | Nova Southeastern       | 1   | 0    |                           |            |               |
| George Williams           | 3   | 0    | Oakland City            | 0   | 1    | <b>Top Seasons</b>        |            |               |
| Goshen                    | 2   | 0    | Oakland                 | 36  | 27   | Best Overall Record       | 36-1       | 2007-08       |
| Grace Bible               | 6   | 0    | Ohio Dominican          | 6   | 0    | Best GLIAC Record         | 18-0       | 2007-08       |
| Grand Rapids Baptist      | 5   | 0    | Ohio Northern           | 0   | 1    | Best NAIA Finish          | 4th        | 1976-77       |
| Grand Rapids CC           | 2   | 2    | Olivet                  | 5   | 2    | Best NCAA Finish          | 5th        | 2006-07       |
| Henderson State           | 0   | 1    | Olivet Nazarene         | 2   | 0    |                           | 5th        | 2007-08       |
| Hillsdale                 | 53  | 37   | Orchard Lake-St. Mary's | 7   | 0    | <b>Top Streaks</b>        |            |               |
| Hope                      | 8   | 5    | Philander Smith         | 1   | 0    | <i>Consecutive Wins</i>   |            |               |
| Hope JV                   | 1   | 0    | Purdue-Calumet          | 1   | 1    | Overall                   | 42         | 2007-08       |
| Huntington                | 1   | 0    | Purdue-North Central    | 3   | 0    | In the Dome               | 29         | 1970-73       |
| Illinois Teachers         | 1   | 0    | Quincy                  | 5   | 2    | In the Ford Fieldhouse    | 21         | 1978-80       |
| Indianapolis              | 5   | 2    | Ripon College           | 1   | 0    | In the GVSU Fieldhouse    | 38         | 2007-08       |
| Ind./Purdue-Ft.Wayne      | 1   | 5    | Rochester College       | 12  | 0    | <i>Consecutive Losses</i> |            |               |
| Ind./Purdue-Indianapolis  | 2   | 0    | Rollins                 | 1   | 0    | Overall                   | 11         | 1993-94       |
| John Carroll              | 0   | 1    | Roosevelt               | 1   | 0    | In the GVSU Fieldhouse    | 7          | 1993-94       |
| Judson                    | 1   | 2    | Saginaw Valley State    | 70  | 25   |                           |            |               |
| Kalamazoo                 | 7   | 5    | Salem International     | 1   | 0    |                           |            |               |
| Kellogg CC                | 0   | 3    | St. Ambrose             | 0   | 1    |                           |            |               |
| Kentucky State            | 1   | 1    | St. Cloud State         | 1   | 0    |                           |            |               |
| Kentucky Wesleyan         | 1   | 3    | St. John's              | 0   | 1    |                           |            |               |
| Kuyper                    | 1   | 0    | St. Joseph's (Ind.)     | 11  | 10   |                           |            |               |

# YEAR-BY-YEAR

## 1966-67

Record: 7-15

Home: 1-4 Away: 5-8 Neutral: 1-3

Head Coach: Dave Sharphorn

|     |                     |   |   |            |
|-----|---------------------|---|---|------------|
| N18 | Lake Superior State | A | L | 58-78      |
| N19 | Michigan Tech       | A | L | 87-92      |
| N22 | Kellogg C.C.        | A | L | 84-96      |
| D9  | Aquinas             | N | L | 68-75      |
| D10 | Grand Rapids J.C.   | N | L | 74-79      |
| D17 | Purdue Calumet      | A | W | 83-75      |
| D17 | Illinois Teachers   | N | W | 75-70 (OT) |
| D29 | Muskegon C.C.       | A | W | 96-87      |
| D30 | Lincoln             | N | L | 76-95      |
| J3  | Kellogg C.C.        | H | L | 68-71      |
| J4  | Grand Rapids J.C.   | A | L | 101-111    |
| J10 | Muskegon C.C.       | A | W | 90-78      |
| J14 | Spring Arbor        | A | W | 80-66      |
| J17 | Olivet              | A | L | 72-94      |
| J20 | Oakland             | A | L | 75-100     |
| J24 | Calvin J.V.         | A | L | 79-85      |
| F2  | Midwestern          | H | W | N/A        |
| F3  | Benedictine         | H | L | 83-97      |
| F11 | Spring Arbor        | H | L | 94-99      |
| F18 | Hope J.V.           | A | W | 81-77      |
| F25 | Oakland             | H | L | 82-86      |
|     | Kalamazoo           | A | L | 47-66      |

## 1967-68

Record: 4-21

Head Coach: Dave Sharphorn

|  |                       |   |  |            |
|--|-----------------------|---|--|------------|
|  | Kellogg C.C.          | L |  | 66-67      |
|  | Alma                  | L |  | 74-82 (OT) |
|  | Calvin                | L |  | 61-89      |
|  | Hillsdale             | L |  | 66-94      |
|  | Spring Arbor          | L |  | 94-97      |
|  | Grand Rapids J.C.     | W |  | 89-88      |
|  | Kalamazoo             | L |  | 51-63      |
|  | St. Mary's            | W |  | 94-73      |
|  | Purdue Calumet        | L |  | 75-96      |
|  | Albion                | L |  | 66-77      |
|  | Olivet                | L |  | 84-87      |
|  | Adrian                | L |  | 72-87      |
|  | Milwaukee Tech        | W |  | 97-84      |
|  | Northeastern Illinois | L |  | 58-84      |
|  | Benedictine           | L |  | 90-94 (OT) |
|  | Lake Superior State   | L |  | 95-97      |
|  | Ferris State          | L |  | 62-77      |
|  | Oakland               | L |  | 76-94      |
|  | Hillsdale             | L |  | 81-87      |
|  | Ferris State          | L |  | 65-83      |
|  | Spring Arbor          | L |  | 67-90      |
|  | Alma                  | L |  | 79-93      |
|  | Judson                | L |  | 88-85      |
|  | Oakland               | W |  | 88-85      |
|  | Aquinas               | L |  | 72-80      |

## 1968-69

Record: 13-11

Home: 5-2 Away: 7-9 Neutral: 1-0

Head Coach: Dave Sharphorn

|     |                     |   |   |        |
|-----|---------------------|---|---|--------|
| N30 | Kalamazoo           | A | W | 70-63  |
| D4  | Calvin              | A | L | 83-93  |
| D6  | Grand Rapids J.C.   | A | W | 104-87 |
| D7  | Spring Arbor        | A | W | 77-70  |
| D27 | Alma                | A | L | 66-77  |
| D28 | Oakland             | N | W | 87-84  |
| J3  | Milwaukee Tech      | H | L | 77-79  |
| J4  | Adrian              | H | W | 85-59  |
| J8  | Ferris State        | A | L | 68-81  |
| J10 | Hillsdale           | H | W | 88-59  |
| J14 | Spring Arbor        | A | W | 97-91  |
| J18 | Aquinas             | A | L | 75-86  |
| J25 | Oakland             | H | W | 71-64  |
| J29 | Aquinas             | A | W | 68-63  |
| J31 | Northwood           | A | L | 79-98  |
| F1  | Lake Superior State | A | L | 79-101 |
| F5  | Albion              | A | W | 96-88  |
| F7  | Spring Arbor        | H | L | 75-83  |
| F12 | Ferris State        | H | W | 80-75  |
| F14 | Benedictine         | A | L | 94-106 |
| F15 | Judson              | A | L | 71-87  |
| F19 | Hillsdale           | A | W | 85-83  |
| F21 | Lake Superior State | H | W | 84-68  |
| F28 | Oakland             | A | L | 74-90  |

## 1969-70

Record: 10-14

Home: 8-3 Away: 1-11 Neutral: 1-0

Head Coach: Dave Sharphorn

|     |                    |   |   |       |
|-----|--------------------|---|---|-------|
| N22 | Judson             | H | W | 82-77 |
| D1  | Alma               | H | W | 93-92 |
| D3  | Kalamazoo          | A | L | 63-78 |
| D5  | Aquinas            | A | L | 80-96 |
| D12 | Wisconsin-Parkside | A | L | 90-96 |

|     |                      |   |   |        |
|-----|----------------------|---|---|--------|
| D13 | Adrian               | A | L | 74-83  |
| D26 | Kalamazoo            | A | L | 66-74  |
| D27 | Manchester           | N | W | 77-70  |
| J2  | Purdue-North Central | A | W | 116-68 |
| J7  | Ferris State         | H | L | 75-89  |
| J13 | Spring Arbor         | A | L | 85-86  |
| J16 | Oakland              | A | L | 65-72  |
| J23 | Purdue-North Central | H | W | 102-70 |
| J27 | Kalamazoo            | H | L | 62-68  |
| J29 | Lake Superior State  | A | L | 99-100 |
| J30 | Alma                 | A | L | 61-91  |
| F3  | Hillsdale            | H | W | 93-84  |
| F6  | Spring Arbor         | H | W | 90-88  |
| F11 | Ferris State         | A | L | 79-111 |
| F13 | Niles                | H | W | 116-84 |
| F18 | Aquinas              | H | L | 98-100 |
| F19 | Lake Superior State  | H | W | 83-82  |
| F26 | Hillsdale            | A | L | 85-105 |
| F28 | Oakland              | H | W | 103-90 |

## 1970-71

Record: 16-10

Home: 13-0 Away: 3-10 Neutral: 0-0

Head Coach: Dave Sharphorn

|  |                      |   |   |         |
|--|----------------------|---|---|---------|
|  | Kalamazoo            | H | W | 67-61   |
|  | Alma                 | A | L | 72-78   |
|  | Calvin               | H | W | 83-70   |
|  | Saginaw Valley State | A | W | 105-90  |
|  | Wright State         | A | L | 84-91   |
|  | Ashland              | A | L | 69-80   |
|  | St. Joseph's         | A | L | 72-102  |
|  | Wayne State          | A | L | 78-82   |
|  | Ferris State         | A | L | 81-82   |
|  | Northwood            | H | W | 105-86  |
|  | Hillsdale            | A | L | 82-84   |
|  | Oakland              | A | W | 85-83   |
|  | Lake Superior State  | H | W | 118-91  |
|  | Aquinas              | H | W | 95-93   |
|  | Albion               | H | W | 78-74   |
|  | Wisconsin-Parkside   | H | W | 101-82  |
|  | Kalamazoo            | A | W | 87-69   |
|  | Calvin               | A | L | 100-104 |
|  | Saginaw Valley State | H | W | 124-88  |
|  | Ferris State         | H | W | 101-98  |
|  | Niles                | H | W | 118-104 |
|  | Aquinas              | A | L | 76-93   |
|  | Adrian               | H | W | 90-77   |
|  | Lake Superior State  | A | L | 73-96   |
|  | Hillsdale            | H | W | 96-91   |
|  | Oakland              | H | W | 109-96  |

## 1971-72

Record: 17-10

Home: 11-4 Away: 6-6 Neutral: 0-0

Head Coach: Dave Sharphorn

|  |                      |   |   |            |
|--|----------------------|---|---|------------|
|  | Kalamazoo            | A | W | 96-63      |
|  | Alma                 | H | W | 107-95     |
|  | St. Joseph's         | A | L | 81-95      |
|  | Ashland              | A | L | 86-106     |
|  | Wayne State          | A | W | 101-77     |
|  | Hope                 | H | W | 106-84     |
|  | Wright State         | A | L | 111-86     |
|  | Ferris State         | H | W | 104-101    |
|  | Aquinas              | H | W | 93-80      |
|  | St. Joseph's         | H | L | 89-107     |
|  | Oakland              | H | L | 95-109     |
|  | Niles                | H | W | 121-87     |
|  | Kalamazoo            | H | W | 89-75      |
|  | Oakland              | H | W | 120-94     |
|  | Hillsdale            | H | L | 89-100     |
|  | Saginaw Valley State | H | W | 125-95     |
|  | Albion               | A | W | 105-95     |
|  | Lake Superior State  | H | L | 70-92      |
|  | Alma                 | A | W | 102-98     |
|  | Aquinas              | A | W | 94-90      |
|  | Mercyhurst           | H | W | 98-88 (OT) |
|  | Ferris State         | A | L | 98-120     |
|  | Hillsdale            | A | L | 73-105     |
|  | Wayne State          | H | W | 90-74      |
|  | Saginaw Valley State | A | W | 103-87     |
|  | Lake Superior State  | A | L | 82-95      |
|  | Hillsdale            | A | L | 78-83      |

## 1972-73

Record: 20-6 GLIAC: 6-2

Home: 9-1 Away: 8-3 Neutral: 3-2

Head Coach: Tom Villemure

|  |                |   |   |              |
|--|----------------|---|---|--------------|
|  | Ripon College  | H | W | 84-67        |
|  | Aurora College | A | W | 104-82       |
|  | Alma           | A | W | 74-67        |
|  | Laurentian     | H | W | 109-61       |
|  | Northwood*     | A | W | 84-75        |
|  | St. Joseph's   | A | W | 79-78        |
|  | Tri-State      | N | L | 102-105 (OT) |

|  |                       |   |   |            |
|--|-----------------------|---|---|------------|
|  | Adrian                | N | W | 97-74      |
|  | Evangel               | N | W | 124-92     |
|  | Wayne State           | H | W | 82-56      |
|  | Saginaw Valley State* | A | W | 98-80      |
|  | Aquinas               | H | W | 84-59      |
|  | Oakland               | A | W | 57-56      |
|  | Alma                  | H | W | 108-59     |
|  | Lake Superior State*  | A | W | 84-68      |
|  | Ferris State*         | A | L | 80-81      |
|  | Shaw                  | N | W | 93-80      |
|  | Shaw                  | N | L | 76-87      |
|  | Aquinas               | H | W | 86-79      |
|  | Northwood*            | H | W | 107-76     |
|  | Wayne State           | A | W | 71-70      |
|  | Ashland               | A | L | 76-83 (OT) |
|  | Saginaw Valley State* | H | W | 106-79     |
|  | Lake Superior State*  | H | W | 117-93     |
|  | Ferris State*         | H | L | 63-85      |
|  | Hillsdale^            | A | L | 79-80      |

\* GLIAC Game

^ NAIA District 23 Tournament

## 1973-74

Record: 23-6 GLIAC: 5-3

Home: 7-1 Away: 3-0 Neutral: 3-1

Head Coach: Tom Villemure

NAIA District 23 Champions

|  |                       |   |   |              |
|--|-----------------------|---|---|--------------|
|  | Detroit Tech          | H | W | 95-59        |
|  | Northwood             | H | W | 92-70        |
|  | Ferris State*         | H | W | 50-45        |
|  | Aquinas               | A | W | 97-93 (OT)   |
|  | IUPUI                 | N | W | 92-63        |
|  | Malone                | N | W | 89-87 (OT)   |
|  | Ferris State          | N | W | 96-83        |
|  | Northeastern Illinois | H | L | 90-91 (OT)   |
|  | Wayne State           | A | W | 112-80       |
|  | Lake Superior State*  | H | W | 69-67        |
|  | Oakland               | A | W | 94-69        |
|  | Northwood*            | H | W | 96-85        |
|  | Ferris State*         | - | L | 68-88        |
|  | Saginaw Valley State* | - | W | 116-65       |
|  | Hillsdale             | - | W | 97-91        |
|  | George Williams       | - | W | 95-91        |
|  | Aquinas               | - | W | 93-78        |
|  | Northwood*            | - | L | 77-78        |
|  | Wisconsin-Parkside    | - | W | 92-78        |
|  | Saginaw Valley State* | - | W | 76-67        |
|  | Hillsdale             | - | W | 96-71        |
|  | Northern Michigan     | - | W | 90-79        |
|  | Lake Superior State*  | - | L | 71-83        |
|  | Wayne State           | - | W | 75-71        |
|  | Oakland               | - | W | 92-75        |
|  | Shaw                  | - | L | 109-113 (OT) |
|  | Spring Arbor^         | H | W | 71-70        |
|  | Ferris State^         | H | W | 79-64        |
|  | St. Thomas@           | N | L | 71-95        |

\* GLIAC Game

^ NAIA District 23 Tournament

@ NAIA National Tournament

**1974-75**

**Record:** 22-8 **GLIAC:** 9-1  
**Home:** 13-0 **Away:** 8-4 **Neutral:** 1-4  
**Head Coach:** Tom Villemure

**GLIAC Champions**

|                       |     |            |
|-----------------------|-----|------------|
| Northeastern Illinois | H W | 90-70      |
| St. Joseph's          | H W | 82-74      |
| Hillsdale             | A L | 88-91      |
| Wisconsin-Parkside    | H W | 91-79      |
| Calvin                | A W | 94-84      |
| Northeastern Illinois | A W | 110-107    |
| Elmhurst              | N W | 92-80      |
| Wisconsin-Parkside    | N L | 77-83      |
| Spring Arbor          | A W | 119-86     |
| SIU-Edwardsville      | N L | 69-71      |
| St. Ambrose           | N L | 87-108     |
| Aquinas               | H W | 89-70      |
| Saginaw Valley State* | H W | 96-71      |
| Oakland*              | A W | 98-74      |
| Hillsdale             | H W | 94-70      |
| Northern Michigan     | H W | 88-79 (OT) |
| Northwood*            | A W | 94-69      |
| Lake Superior State*  | H W | 104-86     |
| Ferris State*         | A L | 54-74      |
| Aquinas               | A W | 94-74      |
| Detroit               | A L | 74-101     |
| Oakland*              | H W | 88-71      |
| Saginaw Valley State* | A W | 83-76      |
| Wayne State           | A L | 61-74      |
| Northwood*            | H W | 97-75      |
| Ferris State*         | H W | 69-64      |
| Lake Superior State*  | A W | 63-60      |
| Shaw                  | H W | 81-74      |
| Hillsdale             | H W | 80-78      |
| Ferris State^         | N L | 52-53      |

\* GLIAC Game  
^ NAIA District 23 Tournament

**1975-76**

**Record:** 17-11 **GLIAC:** 12-2  
**Home:** 9-3 **Away:** 8-8 **Neutral:** 0-0  
**Head Coach:** Tom Villemure

**GLIAC Champions**

|                       |     |             |
|-----------------------|-----|-------------|
| Northeastern Illinois | H L | 88-89       |
| Western Michigan      | A L | 73-107      |
| Wisconsin-Parkside    | A L | 59-68       |
| Calvin                | H L | 66-70       |
| George Williams       | A W | 116-83      |
| Ferris State*         | A L | 70-95       |
| Spring Arbor          | A W | 122-109     |
| Albion                | A W | 93-83       |
| Lake Superior State*  | A L | 67-78       |
| Wayne State           | H W | 69-62       |
| Ferris State*         | H W | 73-49       |
| Hillsdale*            | A W | 96-65       |
| Northwood*            | H W | 75-61       |
| Saginaw Valley State* | A W | 69-64       |
| Oakland*              | H W | 72-51       |
| Northern Michigan*    | H W | 83-74 (3OT) |
| Ferris State          | A W | 63-60       |
| Lake Superior State   | A L | 74-85       |
| Northern Michigan     | A L | 66-71       |
| Aquinas               | H L | 70-75       |
| Northwood*            | A W | 74-57       |
| Saginaw Valley State* | H W | 79-75 (OT)  |
| Lake Superior State*  | H W | 82-76       |
| Detroit               | A L | 50-89       |
| Hillsdale*            | H W | 98-66       |
| Oakland*              | A W | 81-72       |
| Spring Arbor          | H W | 71-64       |
| Lake Superior State*  | A L | 92-93 (OT)  |

\* GLIAC Game

**1976-77**

**Record:** 30-4 **GLIAC:** 16-0  
**Home:** 12-0 **Away:** 10-2 **Neutral:** 8-2  
**Head Coach:** Tom Villemure

**GLIAC Champions**

**NAIA District 23 Champions**

|     |                       |     |       |
|-----|-----------------------|-----|-------|
| N27 | Northeastern Illinois | H W | 90-71 |
| N29 | Aquinas               | A W | 66-60 |
| D4  | Wayne State*          | A W | 97-82 |
| D8  | Western Michigan      | A L | 73-94 |
| D13 | Central Michigan      | A W | 88-84 |
| D16 | Philander Smith       | N W | 91-56 |
| D17 | Shaw                  | N W | 97-72 |
| D18 | Central State         | N W | 97-74 |
| D29 | Kalamazoo             | N W | 71-65 |
| D30 | Albion                | N W | 92-81 |
| J5  | Wayne State*          | H W | 79-64 |
| J8  | Ferris State*         | H W | 92-56 |
| J10 | Saginaw Valley State* | A W | 63-59 |
| J12 | Calvin                | H W | 75-66 |
| J15 | Northern Michigan*    | H W | 85-72 |

|     |                       |     |        |
|-----|-----------------------|-----|--------|
| J17 | Lake Superior State*  | H W | 68-62  |
| J22 | Oakland*              | A W | 84-60  |
| J24 | Northwood*            | H W | 93-65  |
| J29 | Hillsdale*            | A W | 107-66 |
| F5  | Ferris State*         | A W | 89-63  |
| F7  | Saginaw Valley State* | H W | 78-69  |
| F12 | Northern Michigan*    | A W | 80-69  |
| F14 | Lake Superior State*  | A W | 71-65  |
| F19 | Oakland*              | H W | 84-60  |
| F21 | Northwood*            | A W | 103-80 |
| F23 | Calvin                | A L | 91-93  |
| F26 | Hillsdale*            | H W | 85-63  |
| F28 | Spring Arbor^         | H W | 91-84  |
| M2  | Saginaw Valley State^ | H W | 76-62  |
| M7  | Missouri Kansas City@ | N W | 94-88  |
| M9  | Clarion@              | N W | 79-65  |
| M10 | Central Washington@   | N W | 75-71  |
| M11 | Texas Southern@       | N L | 62-69  |
| M12 | Henderson State@      | N L | 73-96  |

\* GLIAC Game  
^ NAIA District 23 Tournament  
@ NAIA National Tournament

**1977-78**

**Record:** 19-10 **GLIAC:** 11-5  
**Home:** 8-2 **Away:** 6-5 **Neutral:** 5-3  
**Head Coach:** Tom Villemure

|                       |     |             |
|-----------------------|-----|-------------|
| Northeastern Illinois | H W | 96-79       |
| Western Michigan      | A W | 56-52       |
| Calvin                | A L | 74-75 (3OT) |
| Saginaw Valley State* | H L | 82-89       |
| Hillsdale*            | H W | 68-57       |
| Central Michigan      | A L | 82-103      |
| George Williams       | N W | 89-57       |
| Saginaw Valley State* | N W | 75-68       |
| Central State         | N W | 79-64       |
| Lincoln Memorial      | N L | 70-73       |
| Missouri Southern     | N W | 89-75       |
| Evangel               | N L | 73-86       |
| Northern Michigan*    | A W | 66-62       |
| Northwood*            | A W | 78-71       |
| Lake Superior State*  | H L | 63-72       |
| Oakland*              | H W | 81-46       |
| Ferris State*         | A W | 77-70       |
| Wayne State*          | A W | 73-46       |
| Aquinas               | H W | 86-56       |
| Northern Michigan*    | H W | 68-59       |
| Northern Institute    | H W | 78-67       |
| Lake Superior State*  | A L | 71-83       |
| Oakland*              | A L | 72-83       |
| Ferris State*         | H W | 80-65       |
| Wayne State*          | H W | 59-54       |
| Saginaw Valley State* | A W | 70-68 (OT)  |
| Hillsdale*            | A L | 56-68       |
| Hillsdale^            | N W | 62-58       |
| Lake Superior State^  | N L | 56-66       |

\* GLIAC Game  
^ NAIA District 23 Tournament

**1978-79**

**Record:** 25-5 **GLIAC:** 12-2  
**Home:** 12-0 **Away:** 9-4 **Neutral:** 4-1  
**Head Coach:** Tom Villemure

**GLIAC Champions**  
**NAIA District 23 Champions**

|                       |     |            |
|-----------------------|-----|------------|
| Central Michigan      | A L | 57-66      |
| Calvin                | H W | 76-68      |
| Aquinas               | A W | 102-68     |
| Western Michigan      | A W | 71-70      |
| Chicago State         | A W | 71-63      |
| Daemen                | N W | 96-81      |
| Spring Arbor          | A W | 117-69     |
| Saginaw Valley State  | N W | 62-55      |
| Mankato State         | N W | 67-57      |
| St. John's            | N L | 55-62      |
| St. Cloud State       | N W | 78-74      |
| Ferris State*         | A W | 75-66      |
| Hillsdale*            | H W | 68-55      |
| Northwood*            | A W | 77-69      |
| Saginaw Valley State* | H W | 68-61      |
| Wayne State*          | A W | 62-42      |
| Oakland*              | H W | 72-63      |
| Lake Superior State*  | A W | 67-57      |
| Ferris State*         | H W | 86-77      |
| Hillsdale*            | A L | 51-52      |
| Northwood*            | H W | 92-56      |
| Saginaw Valley State* | A W | 69-68 (OT) |
| Wayne State*          | H W | 80-66      |
| Oakland*              | A L | 73-80      |
| Lake Superior State*  | H W | 86-62      |
| Chicago State         | H W | 94-78      |
| Northeastern Illinois | H W | 95-63      |
| Northwood^            | H W | 73-64      |
| Hillsdale^            | H W | 45-44 (OT) |

|                   |     |       |
|-------------------|-----|-------|
| Midwestern State@ | A L | 63-64 |
|-------------------|-----|-------|

\* GLIAC Game  
^ NAIA District 23 Tournament  
@ NAIA National Tournament

**1979-80**

**Record:** 16-12 **GLIAC:** 10-4  
**Home:** 8-0 **Away:** 8-12 **Neutral:** 0-0  
**Head Coach:** Tom Villemure

|     |                       |     |        |
|-----|-----------------------|-----|--------|
| D2  | St. Mary's            | A W | 100-47 |
| D10 | Western Michigan      | A L | 60-62  |
| D15 | Central Michigan      | A L | 69-77  |
| D18 | Ball State            | A L | 77-78  |
| D20 | Roosevelt             | A W | 133-65 |
| D21 | Taylor                | A W | 74-61  |
| D22 | Central State         | A W | 58-57  |
| D27 | Minnesota-Morris      | A W | 90-57  |
| D28 | Mankato State         | A L | 70-72  |
| D29 | Southern Illinois     | A L | 63-79  |
| J4  | Wisconsin-Green Bay   | A L | 38-44  |
| J5  | Wisconsin-Eau Claire  | A L | 44-72  |
| J7  | Hillsdale*            | H W | 62-60  |
| J12 | Northwood*            | A L | 54-82  |
| J14 | Saginaw Valley State* | H W | 58-53  |
| J19 | Wayne State*          | H W | 72-66  |
| J21 | Oakland*              | A W | 65-62  |
| J26 | Lake Superior State*  | H W | 88-63  |
| J28 | Ferris State*         | H W | 83-70  |
| F2  | Hillsdale*            | A L | 56-71  |
| F4  | Northwood*            | H W | 80-63  |
| F9  | Saginaw Valley State* | A L | 56-58  |
| F11 | Wayne State*          | A L | 54-58  |
| F14 | Oakland*              | H W | 68-52  |
| F18 | Lake Superior State*  | A W | 75-57  |
| F23 | Ferris State*         | A W | 77-54  |
| F28 | Siena Heights         | H W | 96-74  |
| M4  | Hillsdale^            | A L | 61-73  |

\* GLIAC Game  
^ NAIA District 23 Tournament

**1980-81**

**Record:** 12-16 **GLIAC:** 8-8  
**Home:** 6-4 **Away:** 6-10 **Neutral:** 0-2  
**Head Coach:** Tom Villemure

|     |                         |     |       |
|-----|-------------------------|-----|-------|
| N22 | Calvin                  | A L | 71-73 |
| N24 | Orchard Lake St. Mary's | A W | 88-86 |
| D1  | Eastern Michigan        | A L | 68-73 |
| D3  | Central Michigan        | A L | 68-71 |
| D8  | Western Michigan        | A L | 71-84 |
| D11 | Wayne State*            | H W | 70-67 |
| D18 | Michigan Tech*          | H L | 75-76 |
| D20 | Lake Superior State     | H W | 98-87 |
| D29 | Lewis                   | N L | 66-77 |
| D30 | Oakland City            | N L | 82-86 |
| J3  | Hillsdale*              | H L | 59-96 |
| J8  | Northwood*              | A L | 69-75 |
| J10 | Ferris State*           | A L | 58-69 |
| J13 | Oakland*                | A W | 82-70 |
| J19 | Saginaw Valley State*   | H W | 79-67 |
| J22 | Michigan Tech*          | A L | 70-71 |
| J24 | Lake Superior State*    | A W | 78-72 |
| J29 | Northwood*              | H W | 87-77 |
| J31 | Ferris State*           | H L | 62-71 |
| F4  | Siena Heights           | A L | 81-89 |
| F7  | Saginaw Valley State*   | A W | 76-73 |
| F12 | Hillsdale*              | A L | 53-57 |
| F14 | Wayne State*            | A W | 71-57 |
| F16 | Tri-State               | H W | 54-52 |
| F19 | Oakland*                | H L | 79-85 |
| F21 | Orchard Lake St. Mary's | H W | 82-78 |
| F23 | Wisconsin-Milwaukee     | A W | 55-49 |
| F28 | Northwood*              | A L | 51-69 |

\* GLIAC Game

# YEAR-BY-YEAR

## 1981-82

Record: 6-21 GLIAC: 4-12

Home: 4-7 Away: 1-13 Neutral: 1-1

Head Coach: Tom Villemure

|     |                         |   |   |             |
|-----|-------------------------|---|---|-------------|
| N20 | Calvin                  | A | L | 75-79 (2OT) |
| N21 | Shaw                    | A | L | 87-104      |
| N23 | Orchard Lake St. Mary's | H | W | 72-69       |
| D1  | Central Michigan        | A | L | 69-95       |
| D3  | Calvin                  | H | L | 62-65       |
| D5  | Western Michigan        | A | L | 70-100      |
| D7  | Eastern Michigan        | A | L | 63-99       |
| D12 | Oakland*                | A | L | 60-80       |
| D19 | Lake Superior State*    | H | W | 98-65       |
| D29 | Albion                  | N | W | 81-76       |
| D30 | Siena Heights           | N | L | 64-78       |
| J6  | Northwood*              | A | L | 65-67       |
| J9  | Ferris State*           | A | L | 60-69       |
| J12 | Tri-State               | A | L | 51-68       |
| J19 | Saginaw Valley State*   | H | L | 71-73       |
| J22 | Michigan Tech*          | A | L | 54-62       |
| J24 | Lake Superior State*    | A | W | 67-56       |
| J27 | Northwood*              | H | W | 73-64       |
| J30 | Ferris State*           | H | L | 60-62       |
| F1  | Hillsdale*              | H | L | 63-78       |
| F6  | Saginaw Valley State*   | A | L | 54-56       |
| F11 | Hillsdale*              | A | L | 49-71       |
| F13 | Wayne State*            | A | L | 61-79       |
| F17 | Oakland*                | H | L | 61-85       |
| F20 | Michigan Tech*          | H | W | 67-61       |
| F24 | Wisconsin-Milwaukee     | H | L | 52-67       |
| F27 | Wayne State*            | H | L | 57-69       |

\* GLIAC Game

## 1982-83

Record: 14-14 GLIAC: 10-6

Home: 8-5 Away: 5-7 Neutral: 1-2

Head Coach: Tom Villemure

|     |                         |   |   |             |
|-----|-------------------------|---|---|-------------|
| N19 | Tri-State               | A | L | 93-96 (3OT) |
| N20 | Calvin                  | A | W | 71-70 (OT)  |
| D1  | Eastern Michigan        | H | L | 65-80       |
| D3  | Aquinas                 | H | W | 85-83 (OT)  |
| D4  | Calvin                  | H | W | 71-63       |
| D8  | Ferris State*           | A | L | 77-93       |
| D11 | Hope                    | H | L | 68-82       |
| D20 | Detroit                 | A | L | 52-66       |
| D27 | Wisconsin Stevens Point | N | W | 55-53       |
| D29 | Arkansas College        | N | L | 66-76       |
| D30 | Anderson                | N | L | 57-77       |
| J4  | Northern Michigan       | A | L | 80-92       |
| J6  | Michigan Tech*          | A | W | 74-65       |
| J8  | Lake Superior State*    | A | L | 84-90       |
| J13 | Wayne State*            | H | L | 55-60       |
| J15 | Hillsdale*              | H | W | 80-72       |
| J17 | Northwood*              | H | W | 72-64       |
| J22 | Saginaw Valley State*   | A | L | 63-67       |
| J27 | Oakland*                | A | W | 96-72       |
| J29 | Ferris State*           | H | L | 70-81       |
| J31 | Northwood*              | A | W | 84-73       |
| F5  | Lake Superior State*    | H | W | 99-86       |
| F7  | Michigan Tech*          | H | W | 93-80       |
| F10 | Wayne State*            | A | L | 52-79       |
| F12 | Hillsdale*              | A | W | 87-85 (OT)  |
| F16 | Northern Michigan       | H | L | 81-83 (4OT) |
| F19 | Saginaw Valley State*   | H | W | 92-82       |
| F24 | Oakland*                | H | W | 97-78       |

\* GLIAC Game

## 1983-84

Record: 18-10 GLIAC: 10-6

Home: 10-2 Away: 5-7 Neutral: 3-1

Head Coach: Tom Villemure

|     |                           |   |   |             |
|-----|---------------------------|---|---|-------------|
| N18 | Indiana-Purdue Fort Wayne | H | W | 63-60       |
| N22 | Northern Michigan         | H | W | 75-70       |
| N28 | Detroit                   | A | L | 65-70 (2OT) |
| D2  | Albion                    | N | W | 88-54       |
| D3  | Aquinas                   | N | W | 94-81       |
| D5  | Orchard Lake St. Mary's   | H | W | 83-68       |
| D10 | Hope                      | A | L | 63-79       |
| D20 | Ohio Northern             | N | L | 59-60       |
| D21 | Huntington                | N | W | 83-59       |
| J2  | Eastern Michigan          | A | W | 66-60       |
| J5  | Michigan Tech*            | H | W | 74-65       |
| J7  | Lake Superior State*      | H | W | 73-57       |
| J12 | Wayne State*              | A | L | 86-87       |
| J14 | Hillsdale*                | A | L | 70-83       |
| J16 | Northwood*                | A | W | 107-79      |
| J21 | Saginaw Valley State*     | H | L | 63-64       |
| J26 | Oakland*                  | H | W | 81-77 (OT)  |
| J28 | Ferris State*             | A | L | 55-62       |
| J30 | Northwood*                | H | W | 97-85       |
| F2  | Michigan Tech*            | A | W | 75-60       |
| F4  | Northern Michigan         | A | L | 79-88       |
| F6  | Lake Superior State*      | A | W | 65-71 (OT)  |
| F9  | Wayne State*              | H | W | 78-67       |

|     |                       |   |   |            |
|-----|-----------------------|---|---|------------|
| F11 | Hillsdale*            | H | L | 81-84      |
| F15 | Aquinas               | H | W | 101-87     |
| F18 | Saginaw Valley State* | A | L | 78-94      |
| F23 | Oakland*              | A | W | 104-84     |
| F25 | Ferris State*         | H | W | 75-73 (OT) |

\* GLIAC Game

## 1984-85

Record: 21-8 GLIAC: 14-2

Home: 10-3 Away: 9-4 Neutral: 2-1

Head Coach: Tom Villemure

|     |                           |   |   |            |
|-----|---------------------------|---|---|------------|
| N23 | Aquinas                   | N | W | 101-80     |
| N24 | Calvin                    | A | W | 70-69      |
| N28 | Indiana-Purdue Fort Wayne | H | L | 75-83      |
| D1  | Michigan Dearborn         | H | W | 94-75      |
| D4  | Hope                      | H | W | 78-70      |
| D5  | Eastern Michigan          | A | L | 61-87      |
| D8  | Tri-State                 | A | L | 55-56      |
| D29 | #4 Lewis                  | H | L | 58-66      |
| J3  | Michigan Tech*            | A | W | 90-82 (OT) |
| J5  | Northern Michigan         | A | L | 67-101     |
| J7  | Lake Superior State*      | A | W | 100-75     |
| J10 | Wayne State*              | H | W | 61-59      |
| J12 | Hillsdale*                | H | W | 78-64      |
| J14 | Northwood*                | A | W | 108-97     |
| J19 | Saginaw Valley State*     | A | L | 69-74      |
| J24 | Oakland*                  | A | W | 77-74      |
| J28 | Northwood*                | H | W | 98-77      |
| J31 | Michigan Tech*            | H | W | 91-73      |
| F2  | Lake Superior State*      | H | W | 75-68      |
| F4  | Ferris State*             | A | W | 75-59      |
| F7  | Wayne State*              | A | W | 90-81      |
| F9  | Hillsdale*                | A | W | 74-72      |
| F13 | Aquinas                   | A | W | 83-79      |
| F16 | Saginaw Valley State*     | H | L | 73-84      |
| F21 | Oakland*                  | H | W | 81-76      |
| F23 | Ferris State*             | H | W | 74-73      |
| F25 | #8 Northern Michigan      | H | W | 94-80      |
| M8  | Northern Michigan^        | N | W | 71-70      |
| M9  | #9 South Dakota State^    | N | L | 57-58      |

\* GLIAC Game  
^ North Central Region Tournament

## 1985-86

Record: 14-14 GLIAC: 8-8

Home: 6-5 Away: 5-7 Neutral: 3-2

Head Coach: Tom Villemure

|     |                         |   |   |        |
|-----|-------------------------|---|---|--------|
| N22 | Aquinas                 | H | W | 72-71  |
| N24 | Tennessee-Martin        | N | W | 79-76  |
| N25 | Lewis                   | A | L | 53-72  |
| D6  | Michigan Dearborn       | N | W | 109-82 |
| D7  | Calvin                  | N | L | 77-81  |
| D14 | Hope                    | A | W | 90-84  |
| D15 | Central Michigan        | A | L | 46-63  |
| D27 | Orchard Lake St. Mary's | N | W | 89-73  |
| D28 | Tiffin                  | N | L | 50-65  |
| J4  | Lake Superior State*    | H | W | 80-68  |
| J6  | Michigan Tech*          | H | W | 83-76  |
| J9  | Wayne State*            | A | L | 56-73  |
| J11 | Hillsdale*              | A | W | 76-62  |
| J13 | Northwood*              | A | W | 95-88  |
| J18 | Saginaw Valley State*   | H | L | 61-62  |
| J23 | Oakland*                | H | W | 87-75  |
| J25 | Ferris State*           | A | L | 68-70  |
| J27 | Northwood*              | H | W | 92-81  |
| J30 | Michigan Tech*          | A | W | 69-62  |
| F1  | #20 Northern Michigan   | A | L | 79-84  |
| F3  | Lake Superior State*    | A | L | 80-81  |
| F6  | Wayne State*            | H | L | 59-79  |
| F8  | Hillsdale*              | H | L | 55-73  |
| F10 | Eastern Michigan        | H | L | 72-77  |
| F15 | Saginaw Valley State*   | A | L | 67-68  |
| F20 | Oakland*                | A | W | 85-78  |
| F22 | Ferris State*           | H | L | 67-82  |
| F26 | Northern Michigan       | H | W | 81-72  |

\* GLIAC Game

## 1986-87

Record: 12-16 GLIAC: 5-11

Home: 7-6 Away: 4-9 Neutral: 1-1

Head Coach: Tom Villemure

|     |                           |   |   |        |
|-----|---------------------------|---|---|--------|
| N21 | Michigan Dearborn         | H | W | 100-59 |
| N22 | Indianapolis              | H | W | 74-71  |
| D1  | Eastern Michigan          | A | L | 56-96  |
| D5  | Calvin                    | N | L | 84-86  |
| D6  | Aquinas                   | N | W | 97-80  |
| D10 | Hope                      | H | W | 92-80  |
| D13 | Indiana-Purdue Fort Wayne | A | L | 68-73  |
| D23 | Central Michigan          | A | L | 47-89  |
| D30 | Northern Michigan         | A | L | 89-107 |
| J3  | Aquinas                   | A | W | 95-80  |
| J8  | Oakland*                  | H | L | 67-75  |
| J10 | Ferris State*             | A | L | 72-77  |
| J15 | Lake Superior State*      | A | L | 80-81  |

|     |                       |   |   |         |
|-----|-----------------------|---|---|---------|
| J17 | Michigan Tech*        | A | L | 69-71   |
| J19 | Northwood*            | H | W | 92-89   |
| J22 | Wayne State*          | H | L | 69-74   |
| J24 | Hillsdale*            | H | L | 67-87   |
| J26 | Aquinas               | H | W | 96-78   |
| J31 | Saginaw Valley State* | A | W | 66-58   |
| F2  | Northwood*            | A | W | 80-79   |
| F5  | Oakland*              | A | L | 66-72   |
| F7  | Ferris State*         | H | L | 71-79   |
| F12 | Lake Superior State*  | H | L | 73-78   |
| F14 | Michigan Tech*        | H | W | 82-78   |
| F16 | Saginaw Valley State* | H | L | 63-70   |
| F19 | Wayne State*          | A | L | 63-88   |
| F21 | Hillsdale*            | A | W | 92-90   |
| F23 | Northern Michigan     | H | W | 103-100 |

\* GLIAC Game

## 1987-88

Record: 18-10 GLIAC: 8-8

Home: 8-5 Away: 8-5 Neutral: 2-0

Head Coach: Tom Villemure

|     |                           |   |   |        |
|-----|---------------------------|---|---|--------|
| N20 | Indiana-Purdue Fort Wayne | H | L | 84-95  |
| N21 | Central State             | H | W | 93-69  |
| N24 | Northwood                 | H | W | 100-99 |
| N30 | Tri-State                 | A | W | 102-88 |
| D4  | Aquinas                   | N | W | 109-80 |
| D5  | Calvin                    | N | W | 105-91 |
| D9  | Hope                      | A | L | 87-92  |
| D21 | Grand Rapids Baptist      | H | W | 117-77 |
| D23 | Northwood                 | A | W | 89-74  |
| J2  | Aquinas                   | A | W | 103-71 |
| J7  | Northern Michigan*        | H | W | 118-86 |
| J9  | Saginaw Valley State*     | A | W | 83-59  |
| J11 | Detroit                   | A | W | 77-68  |
| J14 | Oakland*                  | A | L | 68-79  |
| J16 | #20 Ferris State*         | H | L | 92-109 |
| J20 | Lake Superior State*      | H | L | 81-82  |
| J23 | Michigan Tech*            | H | L | 69-70  |
| J25 | Aquinas                   | H | W | 120-80 |
| J28 | Wayne State*              | A | L | 79-87  |
| J30 | Hillsdale*                | A | W | 108-85 |
| F3  | Northern Michigan*        | A | L | 83-90  |
| F8  | Saginaw Valley State*     | H | W | 96-64  |
| F11 | Oakland*                  | H | L | 93-95  |
| F13 | #7 Ferris State*          | A | L | 85-95  |
| F15 | Hillsdale*                | H | W | 94-74  |
| F18 | Lake Superior State*      | A | W | 90-86  |
| F20 | Michigan Tech*            | A | W | 95-76  |
| F25 | Wayne State*              | H | W | 84-83  |

\* GLIAC Game

## 1988-89

Record: 22-6 GLIAC: 12-4

Home: 12-3 Away: 8-3 Neutral: 2-0

Head Coach: Tom Villemure

|     |                           |   |   |         |
|-----|---------------------------|---|---|---------|
| N18 | Aquinas                   | H | W | 85-76   |
| N19 | Central State             | H | W | 80-76   |
| N22 | Indiana-Purdue Fort Wayne | H | L | 78-80   |
| N30 | Tri-State                 | H | W | 114-69  |
| D2  | Kentucky State            | A | L | 83-89   |
| D6  | Northwood                 | A | W | 95-78   |
| D8  | Grand Rapids Baptist      | H | W | 99-78   |
| D15 | Aquinas                   | A | W | 123-95  |
| D19 | Lake Superior State*      | A | W | 98-84   |
| D29 | Wisconsin-Milwaukee       | N | W | 80-70   |
| D30 | North Dakota              | N | W | 83-60   |
| J5  | Ferris State*             | A | L | 67-72   |
| J7  | Oakland*                  | H | W | 106-70  |
| J9  | Kentucky State            | H | W | 122-92  |
| J12 | Michigan Tech*            | A | W | 98-85   |
| J14 | Northern Michigan*        | A | L | 95-98   |
| J19 | Hillsdale*                | H | W | 104-94  |
| J21 | Wayne State*              | H | W | 80-64   |
| J26 | Saginaw Valley State*     | A | W | 83-74   |
| J28 | Northwood                 | H | W | 115-100 |
| F2  | #10 Ferris State*         | H | L | 96-99   |
| F4  | Oakland*                  | A | W | 86-78   |
| F9  | Michigan Tech*            | H | W | 89-70   |
| F11 | Northern Michigan*        | H | W | 109-91  |
| F16 | Hillsdale*                | A | W | 106-71  |
| F18 | Wayne State*              | A | W | 103-100 |
| F23 | Saginaw Valley State*     | H | L | 61-71   |
| M2  | Lake Superior State*      | H | W | 100-86  |

\* GLIAC Game

**1989-90**

**Record:** 19-9 **GLIAC:** 11-5

**Home:** 10-3 **Away:** 6-6 **Neutral:** 3-0

**Head Coach:** Tom Villemure

|     |                           |   |   |            |
|-----|---------------------------|---|---|------------|
| N17 | Northwood                 | H | L | 85-88      |
| N18 | Central State             | H | W | 94-81      |
| N29 | Spring Arbor              | H | W | 88-67      |
| D5  | Grand Rapids Baptist      | H | W | 68-55      |
| D8  | Olivet                    | N | W | 89-68      |
| D9  | Anderson                  | A | L | 65-67      |
| D16 | St. Joseph's              | H | L | 56-60      |
| D18 | Lake Superior State*      | A | W | 81-65      |
| D28 | Cal Poly-Sans Luis Obispo | N | W | 85-68      |
| D29 | Lowell                    | N | W | 76-60      |
| D30 | Washburn                  | A | L | 68-73      |
| J4  | Oakland*                  | A | L | 73-78      |
| J6  | Ferris State*             | A | L | 75-79      |
| J11 | Northern Michigan*        | H | L | 58-62      |
| J13 | Michigan Tech*            | H | W | 77-67      |
| J18 | Wayne State*              | A | W | 79-55      |
| J20 | Hillsdale*                | A | W | 81-66      |
| J27 | Saginaw Valley State*     | H | W | 92-76      |
| F1  | Oakland*                  | H | W | 98-81      |
| F3  | Ferris State*             | A | L | 89-92 (OT) |
| F8  | Northern Michigan*        | A | L | 65-81      |
| F10 | Michigan Tech*            | A | W | 87-85 (OT) |
| F15 | Wayne State*              | H | W | 101-67     |
| F17 | Hillsdale*                | H | W | 91-80      |
| F19 | Aquinas                   | H | W | 105-74     |
| F24 | Saginaw Valley State*     | A | W | 82-74      |
| F26 | Wisconsin-Milwaukee       | A | W | 92-80 (OT) |
| M1  | Lake Superior State*      | H | W | 89-86      |

\* GLIAC Game

**1990-91**

**Record:** 26-5 **GLIAC:** 13-3

**Home:** 12-0 **Away:** 7-5 **Neutral:** 7-0

**Head Coach:** Tom Villemure

**GLIAC Regular Season Champions**

**GLIAC Tournament Champions**

|     |                         |   |   |            |
|-----|-------------------------|---|---|------------|
| N16 | North Dakota            | N | W | 89-88 (OT) |
| N17 | Lewis                   | A | W | 95-88      |
| N20 | Aquinas                 | H | W | 108-84     |
| D1  | St. Joseph's            | A | L | 87-96      |
| D7  | Hope                    | N | W | 94-92      |
| D8  | Orchard Lake St. Mary's | N | W | 110-89     |
| D14 | Mount Senario           | N | W | 84-70      |
| D15 | Lake Superior State     | N | W | 72-59      |
| D19 | Lake Superior State*    | A | L | 71-79      |
| D28 | Union College           | N | W | 97-82      |
| D29 | Orchard Lake St. Mary's | A | W | 105-89     |
| J3  | Ferris State*           | A | W | 88-74      |
| J5  | Oakland*                | H | W | 77-65      |
| J10 | Michigan Tech*          | A | L | 83-86      |
| J12 | Northern Michigan*      | A | W | 63-45      |
| J17 | Hillsdale*              | H | W | 71-62      |
| J19 | Wayne State*            | H | W | 95-79      |
| J24 | Saginaw Valley State*   | A | W | 70-60      |
| J28 | Lake Superior State*    | H | W | 74-58      |
| J31 | Ferris State*           | H | W | 97-61      |
| F2  | Oakland*                | A | L | 74-81      |
| F7  | Michigan Tech*          | H | W | 82-64      |
| F9  | Northern Michigan*      | H | W | 52-46      |
| F14 | Hillsdale*              | A | W | 89-86 (OT) |
| F16 | Wayne State*            | A | W | 101-84     |
| F21 | Saginaw Valley State*   | H | W | 95-68      |
| F27 | Spring Arbor            | H | W | 106-55     |
| M8  | Northern Michigan&      | H | W | 61-59      |
| M9  | Ferris State&           | H | W | 93-84      |
| M15 | Bellarmino^             | N | W | 78-72      |
| M16 | #11 Ashland^            | A | L | 75-82      |

\* GLIAC Game  
& GLIAC Tournament  
^ Great Lakes Region Tournament

**1991-92**

**Record:** 20-11 **GLIAC:** 10-6

**Home:** 10-3 **Away:** 8-6 **Neutral:** 2-2

**Head Coach:** Tom Villemure

**GLIAC Tournament Champions**

|     |                      |   |   |              |
|-----|----------------------|---|---|--------------|
| N22 | Missouri-Rolla       | N | L | 84-114       |
| N23 | Kentucky Wesleyan    | A | L | 71-92        |
| N26 | Grand Rapids Baptist | H | W | 80-63        |
| D3  | St. Joseph's         | H | W | 81-61        |
| D6  | Northwood            | H | W | 94-62        |
| D7  | Ashland              | H | W | 84-81        |
| D21 | Aquinas              | A | W | 92-77        |
| D27 | Assumption           | N | W | 101-83       |
| D28 | SIU-Edwardsville     | A | W | 91-85        |
| J4  | Ball State           | A | L | 53-87        |
| J9  | Oakland*             | A | L | 74-78        |
| J11 | Ferris State*        | H | L | 100-105 (OT) |
| J16 | Northern Michigan*   | H | W | 58-56        |
| J18 | Michigan Tech*       | H | W | 96-84        |

|     |                       |   |   |            |
|-----|-----------------------|---|---|------------|
| J23 | #18 Wayne State*      | A | W | 92-91 (OT) |
| J25 | Hillsdale*            | A | W | 92-66      |
| F1  | Saginaw Valley State* | H | L | 68-78      |
| F3  | Lake Superior State*  | H | W | 96-85      |
| F6  | Oakland*              | H | W | 73-71      |
| F8  | Ferris State*         | A | L | 82-91      |
| F13 | Northern Michigan*    | A | W | 79-63      |
| F15 | Michigan Tech*        | A | W | 93-91 (OT) |
| F20 | #10 Wayne State*      | H | W | 88-71      |
| F22 | Hillsdale*            | H | L | 64-67      |
| F24 | Lake Superior State*  | A | W | 83-71      |
| F26 | Spring Arbor          | H | W | 110-75     |
| F29 | Saginaw Valley State* | A | L | 59-65      |
| M6  | Saginaw Valley State& | N | W | 69-61      |
| M7  | #13 Wayne State&      | A | W | 93-84      |
| M13 | Kentucky Wesleyan^    | A | L | 73-84      |
| M14 | St. Joseph's^         | N | L | 64-74 (OT) |

\* GLIAC Game  
& GLIAC Tournament  
^ Great Lakes Region Tournament

**1992-93**

**Record:** 14-12 **GLIAC:** 7-9

**Home:** 8-4 **Away:** 5-8 **Neutral:** 1-0

**Head Coach:** Tom Villemure

|     |                        |   |   |              |
|-----|------------------------|---|---|--------------|
| N21 | Lewis                  | A | L | 70-80        |
| N24 | Olivet                 | H | W | 86-80        |
| N27 | Walbash                | N | W | 93-84        |
| N28 | Calvin                 | A | L | 70-84        |
| D1  | Aquinas                | H | W | 100-79       |
| D5  | Grand Rapids Baptist   | H | W | 87-78        |
| D10 | Michigan Tech*         | A | L | 67-74        |
| D12 | Northern Michigan*     | A | L | 88-109       |
| D19 | Saginaw Valley State*  | H | W | 82-76        |
| D21 | St. Joseph's           | A | L | 57-68        |
| J5  | Olivet                 | A | W | 79-75        |
| J9  | Wayne State*           | A | W | 85-82        |
| J11 | Lake Superior State*   | H | W | 91-67        |
| J14 | Ferris State*          | H | L | 83-90        |
| J16 | Northwood              | A | W | 80-75        |
| J21 | Oakland*               | H | L | 71-73        |
| J23 | Hillsdale*             | A | L | 103-104 (OT) |
| J28 | Michigan Tech*         | H | L | 61-79        |
| J30 | #18 Northern Michigan* | H | W | 81-79        |
| F6  | Saginaw Valley State*  | A | W | 64-63        |
| F11 | Lake Superior State*   | A | W | 77-76        |
| F13 | Wayne State*           | H | L | 82-105       |
| F18 | Ferris State*          | A | L | 80-97        |
| F20 | Northwood              | H | W | 81-79        |
| F25 | Oakland*               | A | L | 61-68        |
| F27 | Hillsdale*             | H | W | 105-101 (OT) |

\* GLIAC Game

**1993-94**

**Record:** 7-19 **GLIAC:** 4-14

**Home:** 3-8 **Away:** 3-9 **Neutral:** 1-2

**Head Coach:** Tom Villemure

|     |                       |   |   |            |
|-----|-----------------------|---|---|------------|
| N19 | Ashland               | A | L | 71-84      |
| N22 | St. Joseph's          | H | W | 89-79 (OT) |
| N23 | Lewis                 | H | L | 67-86      |
| D4  | Northwood*            | H | W | 92-66      |
| D9  | Oakland*              | A | L | 86-98      |
| D11 | Hillsdale*            | A | L | 73-83      |
| D18 | Missouri Southern     | N | L | 87-97      |
| D19 | Southwest Baptist     | N | L | 84-86      |
| D29 | Aquinas               | A | W | 90-76      |
| J1  | Missouri-St. Louis    | N | W | 87-85      |
| J2  | Missouri-Rolla        | A | L | 70-79      |
| J6  | Michigan Tech*        | H | W | 82-71      |
| J8  | Northern Michigan*    | H | L | 87-99      |
| J15 | Saginaw Valley State* | A | W | 79-71      |
| J22 | Lake Superior State*  | A | W | 81-65      |
| J24 | Wayne State*          | H | L | 64-77      |
| J31 | Ferris State*         | H | L | 82-84      |
| F3  | #15 Oakland*          | H | L | 82-96      |
| F5  | Hillsdale*            | H | L | 70-87      |
| F10 | Michigan Tech*        | A | L | 83-95      |
| F12 | Northern Michigan*    | A | L | 78-85      |
| F19 | Saginaw Valley State* | H | L | 93-109     |
| F21 | Ferris State*         | A | L | 62-85      |
| F24 | Lake Superior State*  | H | L | 64-71      |
| F26 | #12 Wayne State*      | A | L | 72-104     |
| F28 | Northwood*            | A | L | 81-89      |

\* GLIAC Game

**1994-95**

**Record:** 12-14 **GLIAC:** 8-10

**Home:** 7-6 **Away:** 5-6 **Neutral:** 0-2

**Head Coach:** Tom Villemure

|     |              |   |   |        |
|-----|--------------|---|---|--------|
| N19 | Lewis        | A | W | 82-80  |
| N25 | Spring Arbor | N | L | 91-104 |
| N26 | John Carroll | N | L | 77-87  |
| N28 | Cornerstone  | H | W | 90-74  |
| D1  | Calvin       | H | W | 76-61  |

|     |                       |   |   |        |
|-----|-----------------------|---|---|--------|
| D3  | Aquinas               | H | W | 77-67  |
| D10 | Ferris State*         | A | W | 89-83  |
| D30 | Quincy                | A | L | 80-87  |
| J5  | Lake Superior State*  | A | L | 88-90  |
| J7  | #12 Oakland*          | H | L | 88-105 |
| J12 | Michigan Tech*        | A | W | 75-74  |
| J14 | Northern Michigan*    | A | L | 63-82  |
| J19 | Northwood*            | A | W | 85-80  |
| J21 | Hillsdale*            | H | L | 69-71  |
| J26 | Wayne State*          | H | L | 71-89  |
| J28 | Saginaw Valley State* | H | W | 78-72  |
| J30 | Ferris State*         | H | L | 65-86  |
| F2  | Wayne State*          | A | W | 81-76  |
| F4  | Saginaw Valley State* | A | L | 69-74  |
| F6  | Quincy                | H | L | 83-106 |
| F9  | Northwood*            | H | W | 71-46  |
| F11 | Hillsdale*            | A | L | 86-96  |
| F16 | Michigan Tech*        | H | L | 68-73  |
| F18 | Northern Michigan*    | H | W | 82-65  |
| F23 | Lake Superior State*  | H | W | 95-92  |
| F25 | Oakland*              | A | L | 95-100 |

\* GLIAC Game

**1995-96**

**Record:** 11-15 **GLIAC:** 9-9

**Home:** 4-6 **Away:** 6-4 **Neutral:** 1-5

**Head Coach:** Tom Villemure

|     |                       |   |   |        |
|-----|-----------------------|---|---|--------|
| N17 | Union                 | N | L | 63-75  |
| N18 | Bethel                | N | L | 60-76  |
| N24 | West Florida          | N | L | 70-85  |
| N25 | Nova Southeastern     | N | W | 76-60  |
| N29 | Aquinas               | A | W | 89-63  |
| D2  | Lewis                 | H | L | 65-74  |
| D7  | Northern Michigan*    | H | L | 64-71  |
| D9  | Lake Superior State*  | H | W | 93-75  |
| D29 | Geneva                | N | L | 75-85  |
| D30 | Spring Arbor          | N | L | 89-94  |
| J4  | Saginaw Valley State* | A | L | 79-84  |
| J6  | Michigan Tech*        | A | L | 64-73  |
| J11 | Ferris State*         | H | W | 74-65  |
| J13 | #15 Oakland*          | H | L | 73-93  |
| J15 | Hillsdale*            | A | W | 95-65  |
| J18 | Northwood*            | A | W | 98-80  |
| J25 | Wayne State*          | A | L | 78-90  |
| J27 | Ashland*              | A | W | 79-69  |
| F1  | Mercyhurst*           | H | W | 87-72  |
| F3  | Gannon*               | H | L | 72-79  |
| F8  | Ferris State*         | A | W | 94-79  |
| F10 | Lake Superior State*  | A | L | 94-100 |
| F15 | Mercyhurst*           | A | W | 95-89  |
| F17 | Michigan Tech*        | H | L | 52-67  |
| F22 | Ashland*              | H | L | 79-86  |
| F24 | Hillsdale*            | H | W | 68-57  |

\* GLIAC Game

**1996-97**

**Record:** 23-6 **GLIAC:** 14-4

**Home:** 14-1 **Away:** 7-5 **Neutral:** 2-0

**Head Coach:** Jay Smith

**GLIAC Regular Season Champions**

**GLIAC Tournament Champions**

|     |                       |   |   |            |
|-----|-----------------------|---|---|------------|
| N16 | Madonna               | H | W | 95-71      |
| N18 | Wayne State           | A | W | 89-73      |
| N20 | Michigan Christian    | H | W | 110-63     |
| N23 | Ball State            | A | L | 68-72      |
| N26 | St. Mary's            | H | W | 92-63      |
| N29 | Cornerstone           | N | W | 88-70      |
| N30 | Aquinas               | N | W | 73-63      |
| D5  | Mercyhurst*           | A | L | 66-70      |
| D7  | Gannon*               | A | W | 84-77      |
| D21 | Wayne State*          | H | W | 76-54      |
| D23 | Hillsdale*            | H | W | 71-63      |
| J2  | Michigan Tech*        | A | W | 71-67 (OT) |
| J4  | Northern Michigan*    | A | L | 79-90      |
| J11 | Lake Superior State*  | H | W | 101-93     |
| J13 | Ferris State*         | A | W | 71-63      |
| J18 | Northwood*            | H | W | 81-70      |
| J20 | Saginaw Valley State* | H | W | 84-65      |
| J23 | Ashland*              | H | W | 80-63      |
| J25 | IUPUI                 | A | W | 85-69      |
| F1  | Oakland*              | A | W | 88-79      |
| F6  | Michigan Tech*        | H | W | 65-64      |
| F8  | Northern Michigan*    | H | W | 61-42      |
| F10 | Ferris State*         | H | W | 71-56      |
| F16 | Lake Superior State*  | A | W | 99-93      |
| F20 | Saginaw Valley State* | A | L | 58-74      |
| F22 | Northwood*            | A | L | 77-82      |
| F28 | Hillsdale&            | H | W | 77-60      |
| M1  | Oakland&              | H | W | 92-78      |
| M6  | Oakland^              | H | L | 74-79      |

\* GLIAC Game  
& GLIAC Tournament  
^ Great Lakes Region Tournament

# YEAR-BY-YEAR

## 1997-98

Record: 15-10 GLIAC: 10-8

Home: 9-2 Away: 5-7 Neutral: 1-1

Head Coach: Terry Smith

|     |                       |   |   |            |
|-----|-----------------------|---|---|------------|
| N20 | Hillsdale*            | A | W | 68-64      |
| N22 | Findlay*              | A | W | 81-76      |
| N28 | Aquinas               | N | W | 81-67      |
| N29 | Hope                  | N | L | 68-77      |
| D6  | Rochester             | H | W | 90-56      |
| D13 | Wayne State           | H | W | 74-70      |
| D29 | Northwood             | A | W | 81-74      |
| D30 | Alma                  | H | W | 99-66      |
| J3  | Ashland*              | A | L | 71-75      |
| J5  | Wayne State*          | A | L | 71-83 (OT) |
| J8  | Mercyhurst*           | H | W | 82-77      |
| J10 | #20 Gannon*           | H | W | 83-69      |
| J12 | Ferris State*         | A | L | 73-77 (OT) |
| J14 | Oakland               | A | L | 66-88      |
| J17 | Lake Superior State*  | H | W | 93-65      |
| J22 | Michigan Tech*        | A | L | 81-98      |
| J24 | Northern Michigan*    | A | W | 73-67      |
| J29 | Saginaw Valley State* | H | W | 83-64      |
| J31 | Northwood*            | H | W | 86-77      |
| F7  | Lake Superior State*  | A | W | 91-54      |
| F9  | Ferris State*         | H | L | 74-84      |
| F12 | Michigan Tech*        | H | L | 78-81      |
| F14 | Northern Michigan*    | H | W | 57-56      |
| F19 | Saginaw Valley State* | A | L | 69-72      |
| F21 | Northwood*            | A | L | 61-78      |

\* GLIAC Game

## 1998-99

Record: 17-10 GLIAC: 12-7

Home: 8-4 Away: 7-5 Neutral: 2-1

Head Coach: Terry Smith

|     |                       |   |   |            |
|-----|-----------------------|---|---|------------|
| N16 | Toledo                | A | L | 58-108     |
| N19 | Hillsdale*            | H | W | 70-69      |
| N21 | Findlay*              | H | L | 66-77      |
| N27 | Hope                  | N | W | 82-73      |
| N28 | Calvin                | N | W | 89-79      |
| D5  | Westminster*          | A | W | 92-74      |
| D8  | Spring Arbor          | H | W | 113-80     |
| D11 | Florida Southern      | A | W | 94-87 (OT) |
| D12 | Rollins               | A | W | 91-89 (OT) |
| D22 | Rochester             | H | W | 98-75      |
| J2  | #9 Wayne State*       | H | L | 79-85      |
| J4  | Ashland*              | H | L | 94-97      |
| J7  | Mercyhurst*           | A | W | 92-84      |
| J9  | Gannon*               | A | L | 83-104     |
| J11 | Ferris State*         | H | W | 82-80      |
| J14 | Lake Superior State*  | A | L | 89-99      |
| J21 | Michigan Tech*        | H | W | 86-84      |
| J23 | Northern Michigan*    | H | L | 86-87      |
| J28 | Saginaw Valley State* | A | W | 97-88      |
| J30 | #22 Northwood*        | A | L | 102-110    |
| F6  | Lake Superior State*  | H | W | 91-80      |
| F8  | Ferris State*         | A | W | 82-53      |
| F11 | Michigan Tech*        | A | W | 81-76      |
| F13 | Northern Michigan*    | A | L | 76-81      |
| F18 | Saginaw Valley State* | H | W | 87-79      |
| F20 | #25 Northwood*        | H | W | 101-95     |
| F25 | Gannon*               | N | L | 91-102     |

\* GLIAC Game

& GLIAC Tournament

## 1999-00

Record: 13-15 GLIAC: 8-11

Home: 9-3 Away: 2-10 Neutral: 2-2

Head Coach: Terry Smith

|     |                        |   |   |            |
|-----|------------------------|---|---|------------|
| N20 | Hillsdale*             | A | W | 93-86      |
| N22 | Findlay*               | A | L | 94-101     |
| N26 | Calvin                 | N | L | 83-91      |
| N27 | Hope                   | N | W | 76-75      |
| D4  | Westminster*           | H | L | 63-77      |
| D10 | Lewis                  | A | L | 70-97      |
| D17 | Cheyney                | H | W | 77-67      |
| D20 | Rochester              | H | W | 84-75      |
| J3  | St. Joseph's           | A | L | 63-85      |
| J6  | Wayne State*           | A | L | 70-81      |
| J8  | #13 Ashland*           | A | L | 74-95      |
| J13 | Mercyhurst*            | H | W | 73-69      |
| J15 | #21 Gannon*            | H | W | 86-84 (OT) |
| J17 | Ferris State*          | A | W | 83-77      |
| J20 | Lake Superior State*   | H | W | 96-63      |
| J27 | Michigan Tech*         | A | L | 74-87      |
| J29 | Northern Michigan*     | A | L | 71-77      |
| F3  | Saginaw Valley State*  | H | W | 90-77      |
| F5  | Northwood*             | H | W | 91-85      |
| F9  | Rochester              | H | W | 107-67     |
| F12 | Lake Superior State*   | A | L | 79-83 (OT) |
| F14 | Ferris State*          | H | L | 71-73      |
| F17 | Michigan Tech*         | H | L | 70-71      |
| F19 | #21 Northern Michigan* | H | W | 71-61      |
| F24 | Saginaw Valley State*  | A | L | 73-86      |

|     |                |   |   |       |
|-----|----------------|---|---|-------|
| F26 | Northwood*     | A | L | 90-94 |
| M1  | #16 Gannon*    | N | W | 98-95 |
| M3  | Michigan Tech* | N | L | 85-91 |

\* GLIAC Game  
& GLIAC Tournament

## 2000-01

Record: 21-9 GLIAC: 11-7

Home: 13-2 Away: 4-6 Neutral: 4-1

Head Coach: Terry Smith

GLIAC Tournament Champions

|     |                         |   |   |            |
|-----|-------------------------|---|---|------------|
| N17 | Northern State          | N | W | 89-82      |
| N18 | Minnesota State Mankato | A | L | 74-79      |
| N21 | Spring Arbor            | H | W | 87-66      |
| N25 | Lewis                   | H | W | 77-70      |
| N30 | Ashland*                | H | W | 80-64      |
| D2  | Findlay*                | H | L | 79-83      |
| D5  | Grace Bible             | H | W | 85-61      |
| D7  | Northwood*              | A | W | 74-63      |
| D9  | Lake Superior State*    | H | W | 96-85      |
| D16 | Wayne State             | A | W | 70-54      |
| D18 | St. Joseph's            | H | W | 98-81      |
| D20 | Rochester               | H | W | 104-74     |
| J11 | Wayne State*            | H | W | 93-80      |
| J13 | Hillsdale*              | H | W | 86-62      |
| J17 | Mercyhurst*             | A | L | 84-87 (OT) |
| J20 | Gannon*                 | A | L | 79-85      |
| J22 | Ferris State*           | H | W | 91-70      |
| J27 | Saginaw Valley State*   | A | W | 91-75      |
| F1  | Northern Michigan*      | H | W | 97-94 (OT) |
| F3  | Michigan Tech*          | H | L | 63-75      |
| F8  | Northwood*              | H | W | 80-63      |
| F10 | Lake Superior State*    | A | L | 90-95      |
| F12 | Ferris State*           | A | L | 81-84      |
| F15 | Saginaw Valley State*   | H | W | 115-74     |
| F22 | Michigan Tech*          | A | L | 75-83      |
| F24 | Northern Michigan*      | A | W | 79-78      |
| M1  | Mercyhurst*             | N | W | 78-62      |
| M2  | Northern Michigan*      | N | W | 91-70      |
| M3  | Gannon*                 | N | W | 102-92     |
| M8  | #14 Northern Kentucky^  | N | L | 102-106    |

\* GLIAC Game

& GLIAC Tournament

^ Great Lakes Region Tournament

## 2001-02

Record: 15-13 GLIAC: 8-10

Home: 10-3 Away: 3-7 Neutral: 2-3

Head Coach: Terry Smith

|     |                       |   |   |            |
|-----|-----------------------|---|---|------------|
| N16 | Nebraska-Omaha        | N | W | 86-84      |
| N17 | #12 Lynn              | N | L | 78-90      |
| N18 | Southern Indiana      | N | L | 86-112     |
| N23 | Cornerstone           | N | L | 108-117    |
| N24 | Aquinas               | N | W | 101-69     |
| N28 | Northwood*            | A | L | 81-84      |
| D1  | Findlay*              | A | L | 82-100     |
| D4  | Grace Bible           | H | W | 98-67      |
| D6  | Mercyhurst*           | H | W | 79-66      |
| D8  | Gannon*               | H | L | 67-92      |
| D18 | Finlandia             | H | W | 104-60     |
| D20 | Rochester             | H | W | 92-62      |
| D22 | Wayne State           | H | W | 69-59      |
| J3  | Wayne State*          | A | L | 62-77      |
| J5  | Hillsdale*            | A | L | 70-74      |
| J10 | Ashland*              | H | L | 74-75 (OT) |
| J14 | Michigan- Dearborn    | A | W | 86-63      |
| J19 | Ferris State*         | A | W | 86-85 (OT) |
| J24 | Lake Superior State*  | H | W | 81-62      |
| J26 | Saginaw Valley State* | H | W | 97-75      |
| J31 | Northern Michigan*    | A | L | 69-76      |
| F2  | #13 Michigan Tech*    | A | L | 63-80      |
| F7  | Northwood*            | H | W | 94-81      |
| F9  | Lake Superior State*  | A | L | 64-70      |
| F11 | Ferris State*         | H | W | 78-75      |
| F14 | Saginaw Valley State* | A | W | 99-96      |
| F21 | #8 Michigan Tech*     | H | L | 79-85      |
| F23 | Northern Michigan*    | H | W | 82-80 (OT) |

\* GLIAC Game

## 2002-03

Record: 14-14 GLIAC: 8-10

Home: 7-6 Away: 6-7 Neutral: 1-1

Head Coach: Terry Smith

|     |              |   |   |        |
|-----|--------------|---|---|--------|
| N22 | Indianapolis | A | W | 80-69  |
| N23 | Lewis        | A | L | 63-103 |
| N25 | Finlandia    | H | W | 79-74  |
| N26 | Aquinas      | N | W | 66-65  |
| N30 | Hope         | N | L | 80-103 |
| D2  | Findlay*     | H | L | 59-78  |
| D5  | Mercyhurst*  | A | L | 63-84  |
| D7  | Gannon*      | A | L | 67-76  |
| D14 | St. Joseph's | H | L | 89-90  |
| D16 | Northwood*   | A | L | 84-88  |
| D18 | Rochester    | H | W | 76-67  |

|     |                       |   |   |             |
|-----|-----------------------|---|---|-------------|
| J2  | Wayne State*          | H | W | 84-66       |
| J4  | Hillsdale*            | H | W | 74-65       |
| J9  | Ashland*              | A | W | 97-89 (OT)  |
| J13 | Michigan-Dearborn     | H | W | 105-62      |
| J18 | Ferris State*         | H | L | 51-87       |
| J23 | Lake Superior State*  | A | L | 73-87       |
| J25 | Saginaw Valley State* | A | W | 103-93 (OT) |
| J30 | Northern Michigan*    | H | L | 59-62       |
| F1  | #4 Michigan Tech*     | H | L | 64-76       |
| F6  | Northwood*            | H | L | 74-75       |
| F8  | Lake Superior State*  | H | W | 73-63       |
| F10 | Ferris State*         | A | W | 70-64       |
| F13 | Saginaw Valley State* | H | W | 76-62       |
| F20 | #1 Michigan Tech*     | A | W | 42-40       |
| F22 | Northern Michigan*    | A | L | 73-89       |
| F26 | Findlay               | A | W | 84-82       |
| M2  | Northern Michigan*    | A | L | 56-69       |

\* GLIAC Game  
& GLIAC Tournament

## 2003-04

Record: 14-13 GLIAC: 6-12

Home: 6-7 Away: 5-6 Neutral: 3-0

Head Coach: Terry Smith

|     |                       |   |   |            |
|-----|-----------------------|---|---|------------|
| N15 | Finlandia             | H | W | 69-67      |
| N20 | #16 Indianapolis      | H | L | 71-72      |
| N22 | Lewis                 | H | W | 83-74      |
| N25 | Rochester             | H | W | 80-63      |
| N28 | Hope                  | N | W | 71-58      |
| N29 | Calvin                | N | W | 76-74      |
| D4  | Ashland*              | A | W | 94-84      |
| D13 | Lake Superior State*  | H | W | 81-72      |
| D19 | Quincy                | A | W | 63-61      |
| D20 | Truman State          | N | W | 69-53      |
| D22 | St. Joseph's          | A | W | 67-66      |
| J10 | Ferris State*         | A | L | 82-88      |
| J15 | Wayne State*          | A | L | 69-76      |
| J17 | Hillsdale*            | A | L | 79-88      |
| J22 | Mercyhurst*           | H | L | 80-81      |
| J24 | Gannon*               | H | L | 68-72 (OT) |
| J26 | Saginaw Valley State* | A | W | 98-75      |
| J29 | Findlay*              | H | L | 74-83      |
| F1  | Northwood*            | H | L | 83-92      |
| F5  | Northern Michigan*    | A | L | 45-48      |
| F7  | #14 Michigan Tech*    | A | L | 67-84      |
| F9  | Lake Superior State*  | A | W | 79-67      |
| F14 | Saginaw Valley State* | H | W | 86-83      |
| F16 | Ferris State*         | H | L | 78-91      |
| F19 | Northwood*            | A | L | 62-73      |
| F26 | #13 Michigan Tech*    | H | W | 83-63      |
| F28 | Northern Michigan*    | H | L | 62-65      |

\* GLIAC Game

## 2004-05

Record: 18-10 GLIAC: 11-7

Home: 13-3 Away: 5-7 Neutral: 0-0

Head Coach: Ric Wesley

|     |                           |   |   |            |
|-----|---------------------------|---|---|------------|
| N15 | Lock Haven                | A | W | 82-60      |
| N20 | Indiana-Purdue Fort Wayne | A | L | 54-61      |
| N23 | Rochester                 | H | W | 93-48      |
| D2  | Ashland*                  | H | W | 62-44      |
| D4  | Aquinas                   | H | W | 72-46      |
| D9  | Saginaw Valley State*     | A | W | 76-65      |
| D11 | Lake Superior State*      | A | W | 76-58      |
| D18 | #10 Findlay               | H | W | 69-65      |
| D21 | Quincy                    | H | W | 71-66      |
| D30 | Indianapolis              | A | L | 78-81      |
| J1  | Goshen                    | H | W | 73-34      |
| J6  | Findlay*                  | A | L | 63-76      |
| J8  | Ferris State*             | H | W | 62-59      |
| J13 | Wayne State*              | H | L | 58-70      |
| J15 | Hillsdale*                | H | W | 71-63 (OT) |
| J17 | Grace Bible               | H | W | 109-54     |
| J20 | Mercyhurst*               | A | W | 65-61      |
| J22 | Gannon*                   | A | L | 73-84      |
| J29 | Northwood*                | A | W | 75-69 (OT) |
| F3  | Northern Michigan*        | H | L | 56-69      |
| F5  | Michigan Tech*            | H | W | 60-55      |
| F7  | Ferris State*             | A | L | 75-76 (OT) |
| F10 | Saginaw Valley State*     | H | W | 77-52      |
| F12 | Lake Superior State*      | H | W | 94-87      |
| F16 | Northwood*                | H | W | 67-61      |
| F24 | Michigan Tech*            | A | L | 68-76      |
| F26 | Northern Michigan*        | A | L | 64-73      |
| M1  | Michigan Tech*            | H | L | 48-56      |

\* GLIAC Game  
& GLIAC Tournament

**2005-06**

**Record:** 27-4 **GLIAC:** 16-2  
**Home:** 17-0 **Away:** 10-3 **Neutral:** 0-1  
**Head Coach:** Ric Wesley

**GLIAC Regular Season Champions**  
**GLIAC Tournament Champions**

|     |                       |   |   |            |
|-----|-----------------------|---|---|------------|
| N15 | Goshen                | H | W | 83-50      |
| N21 | Grace Bible           | H | W | 90-38      |
| N23 | Northern Kentucky     | A | L | 63-73      |
| N26 | Lewis                 | A | W | 59-56      |
| D1  | Saginaw Valley State* | A | W | 86-67      |
| D3  | Northwood*            | H | W | 85-69      |
| D8  | Ferris State*         | A | L | 63-79      |
| D10 | Mercyhurst*           | H | W | 77-52      |
| D17 | Indianapolis          | H | W | 63-45      |
| D20 | Northern Kentucky     | H | W | 60-47      |
| D28 | Lock Haven            | H | W | 104-57     |
| D30 | Aquinas               | A | W | 83-66      |
| J5  | Michigan Tech*        | A | L | 52-61      |
| J7  | Northern Michigan*    | A | W | 78-71      |
| J12 | Lake Superior State*  | H | W | 96-51      |
| J14 | Northern Michigan*    | H | W | 82-51      |
| J16 | Upper Iowa            | A | W | 75-43      |
| J23 | Gannon*               | H | W | 66-43      |
| J26 | Wayne State*          | A | W | 65-55      |
| J28 | Ashland*              | A | W | 73-60      |
| F2  | Lake Superior State*  | A | W | 69-54      |
| F9  | Northwood*            | A | W | 72-61      |
| F11 | #7 Findlay*           | H | W | 71-69 (OT) |
| F16 | Michigan Tech*        | H | W | 67-55      |
| F18 | Hillsdale*            | A | W | 72-56      |
| F22 | Saginaw Valley State* | H | W | 70-55      |
| F25 | #24 Ferris State*     | H | W | 90-55      |
| F28 | Michigan Tech&        | H | W | 67-46      |
| M3  | Ashland&              | H | W | 90-77      |
| M4  | Ferris State&         | H | W | 80-58      |
| M11 | SIU-Edwardsville^     | N | L | 61-65      |

\* GLIAC Game  
 & GLIAC Tournament  
 ^ Great Lakes Region Tournament

**2006-07**

**Record:** 29-5 **GLIAC:** 15-3  
**Home:** 14-1 **Away:** 9-3 **Neutral:** 6-1  
**Head Coach:** Ric Wesley

**GLIAC Regular Season Champions**  
**NCAA Great Lakes Region Champs**  
**NCAA Elite Eight**

|     |                       |   |   |            |
|-----|-----------------------|---|---|------------|
| N16 | Davenport             | H | W | 81-52      |
| N21 | Upper Iowa            | H | W | 74-40      |
| N24 | Christian Brothers    | N | W | 56-47      |
| N25 | Missouri-St. Louis    | A | W | 86-57      |
| N30 | Saginaw Valley State* | H | L | 71-72      |
| D2  | Northwood*            | A | W | 72-53      |
| D7  | Ferris State*         | H | W | 70-63      |
| D9  | Mercyhurst*           | A | L | 74-79      |
| D16 | Lewis                 | H | W | 57-38      |
| D20 | Rochester             | H | W | 89-67      |
| D29 | #10 Montevallo        | N | W | 59-58      |
| D30 | Florida Southern      | A | W | 62-42      |
| J3  | Michigan Tech*        | H | W | 48-43      |
| J6  | Northern Michigan*    | H | W | 87-49      |
| J11 | Lake Superior State*  | A | W | 63-33      |
| J13 | Northern Michigan*    | A | W | 63-52      |
| J17 | Marygrove             | H | W | 79-40      |
| J22 | Gannon*               | A | W | 61-49      |
| J25 | Wayne State*          | H | W | 54-44      |
| J27 | Ashland*              | H | W | 79-38      |
| F1  | Lake Superior State*  | H | W | 82-48      |
| F7  | Northwood*            | H | W | 74-49      |
| F10 | #3 Findlay*           | A | L | 62-76      |
| F14 | Michigan Tech*        | A | W | 69-64 (OT) |
| F17 | Hillsdale*            | H | W | 87-64      |
| F21 | Saginaw Valley State* | A | W | 76-71      |
| F24 | Ferris State*         | A | W | 75-68      |
| F27 | Ferris State&         | H | W | 72-59      |
| M2  | Northern Michigan&    | N | W | 88-87 (OT) |
| M3  | #3 Findlay&           | A | L | 61-71      |
| M10 | Quincy^               | N | W | 85-75      |
| M11 | Southern Indiana^     | N | W | 90-83      |
| M13 | Northern Kentucky^    | N | W | 66-42      |
| M21 | #15 Barton%           | N | L | 81-83 (OT) |

\* GLIAC Game  
 & GLIAC Tournament  
 ^ Great Lakes Region Tournament  
 % NCAA Elite Eight

**2007-08**

**Record:** 36-1 **GLIAC:** 18-0  
**Home:** 21-0 **Away:** 12-0 **Neutral:** 3-1  
**Head Coach:** Ric Wesley

**GLIAC Regular Season Champions**  
**GLIAC Tournament Champions**  
**NCAA Great Lakes Region Champs**  
**NCAA Elite Eight**

|     |                       |   |   |       |
|-----|-----------------------|---|---|-------|
| N9  | Columbus State        | N | W | 83-71 |
| N10 | Stonehill             | N | W | 76-72 |
| N11 | Barry                 | N | W | 53-46 |
| N17 | Missouri-St. Louis    | H | W | 62-53 |
| N20 | Kalamazoo             | H | W | 96-50 |
| N24 | St. Joseph's          | A | W | 62-49 |
| N27 | Marygrove             | H | W | 95-39 |
| D1  | Lake Superior State*  | A | W | 78-61 |
| D6  | Saginaw Valley State* | H | W | 67-55 |
| D8  | #9 Findlay*           | H | W | 82-60 |
| D17 | Rochester             | H | W | 78-37 |
| D21 | Aquinas               | H | W | 66-63 |
| D28 | Indianapolis          | A | W | 70-51 |
| D30 | Tiffin                | A | W | 90-61 |
| J3  | Northern Michigan*    | A | W | 83-55 |
| J5  | Michigan Tech*        | A | W | 71-54 |
| J8  | Tiffin                | H | W | 86-45 |
| J12 | Ferris State*         | H | W | 81-47 |
| J17 | Mercyhurst*           | H | W | 67-48 |
| J19 | #13 Gannon*           | H | W | 64-58 |
| J24 | Northwood*            | A | W | 77-53 |
| J26 | Saginaw Valley State* | A | W | 71-49 |
| J31 | Hillsdale*            | A | W | 66-50 |
| F2  | Ashland*              | A | W | 84-58 |
| F7  | Michigan Tech*        | H | W | 82-54 |
| F9  | Northern Michigan*    | H | W | 74-41 |
| F14 | Lake Superior State*  | H | W | 87-51 |
| F16 | Wayne State*          | A | W | 75-55 |
| F21 | Northwood*            | H | W | 76-51 |
| F23 | Ferris State*         | A | W | 81-67 |
| M1  | Hillsdale&            | H | W | 63-49 |
| M7  | Lake Superior State&  | H | W | 76-54 |
| M8  | #6 Findlay&           | H | W | 73-67 |
| M15 | St. Joseph's^         | H | W | 69-52 |
| M16 | Northern Kentucky^    | H | W | 62-58 |
| M18 | #7 Findlay^           | H | W | 75-58 |
| M26 | #3 Winona State%      | N | L | 54-67 |

\* GLIAC Game  
 & GLIAC Tournament  
 ^ Great Lakes Region Tournament  
 % NCAA Elite Eight

**2008-09**

**Record:** 21-10 **GLIAC:** 14-8  
**Home:** 15-2 **Away:** 5-8 **Neutral:** 1-0  
**Head Coach:** Ric Wesley

|     |                       |   |   |            |
|-----|-----------------------|---|---|------------|
| N15 | Davenport             | H | W | 77-65      |
| N18 | Lake Erie             | H | W | 65-63      |
| N23 | St. Joseph's          | H | W | 75-72      |
| N29 | Indianapolis          | H | W | 79-55      |
| D1  | Ferris State*         | H | W | 72-62      |
| D4  | Tiffin*               | A | W | 76-57      |
| D6  | Ashland*              | A | L | 67-68      |
| D13 | #1 Findlay*           | H | L | 47-68      |
| D20 | Hillsdale*            | H | W | 71-49      |
| D28 | Marygrove             | H | W | 116-51     |
| J8  | Saginaw Valley State* | A | W | 89-63      |
| J10 | Lake Superior State*  | A | L | 66-79      |
| J12 | Ferris State*         | A | L | 67-74      |
| J15 | Ashland*              | H | W | 74-64      |
| J17 | Tiffin*               | H | W | 89-54      |
| J22 | Northwood*            | H | W | 66-46      |
| J24 | Wayne State*          | H | W | 58-55      |
| J29 | Michigan Tech*        | A | W | 79-77      |
| J31 | Northern Michigan*    | A | W | 64-56      |
| F5  | #1 Findlay*           | A | L | 62-69      |
| F7  | Hillsdale*            | A | L | 83-86 (OT) |
| F12 | Northern Michigan*    | H | W | 63-57      |
| F14 | Michigan Tech*        | H | W | 69-59      |
| F19 | Lake Superior State*  | H | L | 70-80      |
| F21 | Saginaw Valley State* | H | W | 74-61      |
| F26 | Wayne State*          | A | L | 60-63      |
| F28 | Northwood*            | A | W | 73-65      |
| M3  | Ferris State&         | H | W | 67-49      |
| M6  | Lake Superior State&  | N | W | 81-69      |
| M7  | #1 Findlay&           | A | L | 56-67      |
| M14 | #1 Findlay^           | A | L | 51-66      |

\* GLIAC Game  
 & GLIAC Tournament  
 ^ Midwest Region Tournament

**2009-10**

**Record:** 22-9 **GLIAC:** 16-6  
**Home:** 12-3 **Away:** 9-4 **Neutral:** 1-2  
**Head Coach:** Ric Wesley

|     |                       |   |   |            |
|-----|-----------------------|---|---|------------|
| N15 | Northern Kentucky     | H | W | 57-54      |
| N21 | Cornerstone           | H | L | 60-79      |
| N24 | St. Joseph's          | A | W | 76-69      |
| N30 | Ferris State*         | A | L | 41-67      |
| D3  | Tiffin*               | H | W | 63-49      |
| D5  | Ashland*              | H | W | 72-48      |
| D12 | Findlay*              | A | L | 57-70      |
| D19 | Hillsdale*            | A | W | 68-60 (OT) |
| D22 | Olivet                | H | W | 66-58      |
| J2  | Lake Erie             | A | W | 67-59      |
| J7  | Saginaw Valley State* | H | W | 60-58      |
| J9  | Lake Superior State*  | H | W | 75-66      |
| J11 | Ferris State*         | H | W | 80-68      |
| J14 | Ashland*              | A | W | 69-53      |
| J16 | Tiffin*               | A | W | 63-54      |
| J21 | Northwood*            | A | W | 64-55      |
| J23 | Wayne State*          | A | W | 57-48      |
| J28 | Michigan Tech*        | H | W | 59-42      |
| J30 | Northern Michigan*    | H | L | 58-61      |
| F4  | #19 Findlay*          | H | W | 69-55      |
| F6  | Hillsdale*            | H | W | 52-46      |
| F11 | Northern Michigan*    | A | L | 80-83      |
| F13 | Michigan Tech*        | A | L | 46-53      |
| F18 | Lake Superior State*  | A | W | 75-73      |
| F20 | Saginaw Valley State* | A | W | 66-53      |
| F25 | Wayne State*          | H | L | 56-70      |
| F27 | Northwood*            | H | W | 72-70 (OT) |
| M2  | Wayne State&          | H | W | 47-44      |
| M5  | Hillsdale&            | N | L | 53-61      |
| M13 | Findlay^              | N | W | 68-56      |
| M14 | St. Joseph's^         | N | L | 76-78 (OT) |

\* GLIAC Game  
 & GLIAC Tournament  
 ^ Midwest Region Tournament

**2010-11**

**Record:** 19-8 **GLIAC:** 14-5  
**Home:** 12-2 **Away:** 7-4 **Neutral:** 0-2  
**Head Coach:** Ric Wesley

|     |                       |   |   |            |
|-----|-----------------------|---|---|------------|
| N13 | Marygrove             | H | W | 109-55     |
| N16 | Spring Arbor          | H | W | 80-53      |
| N23 | St. Joseph's          | H | W | 92-74      |
| N27 | #25 Northern Kentucky | A | L | 65-81      |
| D2  | Ohio Dominican*       | H | W | 80-53      |
| D4  | Tiffin*               | H | W | 101-76     |
| D6  | Olivet                | H | W | 79-45      |
| D9  | Northwood*            | A | W | 71-63      |
| D18 | Northern Michigan*    | A | W | 61-52      |
| D19 | Michigan Tech*        | A | W | 70-61      |
| D30 | New Mexico Highlands  | N | L | 69-73      |
| D31 | Southwestern          | A | W | 77-31      |
| J6  | Saginaw Valley State* | H | W | 82-60      |
| J8  | Lake Superior State*  | H | W | 76-38      |
| J12 | Northwood*            | H | W | 89-38      |
| J15 | #4 Hillsdale*         | A | L | 60-68      |
| J20 | Northern Michigan*    | H | W | 72-60      |
| J22 | Michigan Tech*        | H | W | 77-63      |
| J29 | Ferris State*         | N | L | 72-79 (OT) |
| F3  | Saginaw Valley State* | A | L | 59-61      |
| F5  | Lake Superior State*  | A | W | 69-63 (OT) |
| F10 | Ashland*              | A | L | 75-82      |
| F12 | Lake Erie*            | A | W | 76-69      |
| F17 | Findlay*              | H | W | 72-66      |
| F19 | Wayne State*          | H | L | 52-59      |
| F26 | #21 Ferris State*     | A | W | 82-80 (OT) |
| M2  | Michigan Tech&        | H | L | 72-74      |

\* GLIAC Game  
 & GLIAC Tournament

# YEAR-BY-YEAR

## 2011-12

Record: 14-13 GLIAC: 10-9

Home: 9-4 Away: 4-8 Neutral: 1-1

Head Coach: Ric Wesley

|     |                       |     |            |
|-----|-----------------------|-----|------------|
| N16 | Michigan-Dearborn     | H W | 94-51      |
| N19 | #1 Bellarmine         | H L | 67-70      |
| N26 | Marygrove             | H W | 82-60      |
| D1  | Ohio Dominican*       | A W | 79-61      |
| D3  | Tiffin*               | A W | 76-57      |
| D7  | Northwood*            | A L | 44-64      |
| D10 | Rochester             | H W | 62-53      |
| D18 | Northern Michigan*    | H W | 67-60      |
| D19 | Michigan Tech*        | H W | 70-68 (OT) |
| D29 | Seton Hill            | N L | 73-75      |
| D30 | Malone                | N W | 76-68      |
| J5  | Saginaw Valley State* | A W | 53-39      |
| J7  | Lake Superior State*  | A L | 57-69      |
| J11 | Northwood*            | H L | 59-63      |
| J14 | #20 Hillsdale*        | H L | 50-60      |
| J19 | Northern Michigan*    | A L | 57-62      |
| J21 | Michigan Tech*        | A W | 64-50      |
| J28 | Ferris State*         | A L | 57-65      |
| J31 | Cedarville            | A L | 58-71      |
| F2  | Saginaw Valley State* | H W | 75-56      |
| F4  | Lake Superior State*  | H W | 75-63      |
| F9  | Ashland*              | H W | 64-51      |
| F11 | Lake Erie*            | H W | 64-57      |
| F16 | Findlay*              | A L | 57-68      |
| F18 | Wayne State*          | A L | 67-80      |
| F25 | Ferris State*         | H L | 56-63      |
| F29 | Findlay&              | A L | 66-72      |

\* GLIAC Game  
& GLIAC Tournament

## 2012-13

Record: 19-9 GLIAC: 15-7

Home: 13-2 Away: 6-6 Neutral: 0-1

Head Coach: Ric Wesley

|     |                       |     |            |
|-----|-----------------------|-----|------------|
| N12 | Michigan-Dearborn     | H W | 84-47      |
| N17 | #4 Bellarmine         | A L | 57-64      |
| N19 | Kuyper                | H W | 87-53      |
| N24 | Cedarville            | H W | 69-66 (OT) |
| N29 | Ashland*              | A W | 66-57      |
| D1  | Lake Erie*            | A W | 68-48      |
| D6  | Tiffin*               | H W | 66-52      |
| D8  | Ohio Dominican*       | H W | 67-58      |
| D15 | Hillsdale*            | A W | 67-58      |
| D17 | #24 Findlay*          | A L | 60-64      |
| J3  | Walsh*                | H L | 79-83      |
| J5  | Malone*               | H W | 78-63      |
| J10 | Northern Michigan*    | H W | 43-41      |
| J12 | Michigan Tech*        | H W | 70-65      |
| J17 | Lake Superior State*  | A W | 71-62      |
| J19 | Northwood*            | H W | 59-49      |
| J24 | Saginaw Valley State* | H W | 78-62      |
| J26 | #25 Wayne State*      | A L | 56-62      |
| F2  | Ferris State*         | A L | 58-59      |
| F7  | Northern Michigan*    | A W | 64-56      |
| F9  | Michigan Tech*        | A L | 51-69      |
| F14 | Lake Superior State*  | H W | 82-57      |
| F16 | Northwood*            | A L | 52-60      |
| F21 | Saginaw Valley State* | A W | 60-52      |
| F23 | Wayne State*          | H L | 57-75      |
| M2  | Ferris State*         | H W | 81-73      |
| M6  | Hillsdale&            | H W | 73-57      |
| M9  | Lake Superior State&  | N L | 64-70      |

\* GLIAC Game  
& GLIAC Tournament

## 2013-14

Record: 19-8 GLIAC: 15-7

Home: 11-3 Away: 8-5 Neutral: 0-0

Head Coach: Ric Wesley

|     |                          |     |            |
|-----|--------------------------|-----|------------|
| N18 | Olivet                   | H W | 70-48      |
| N23 | Kentucky Wesleyan        | H W | 61-58      |
| N30 | Cedarville               | A W | 83-69      |
| D5  | Ashland*                 | H W | 65-62      |
| D7  | Lake Erie*               | H W | 84-80      |
| D15 | Tiffin*                  | A W | 64-57      |
| D17 | Ohio Dominican*          | A W | 67-62      |
| D21 | Grace Bible              | H W | 85-71      |
| J2  | Hillsdale*               | H L | 66-68      |
| J4  | #12 Findlay*             | H W | 81-76      |
| J9  | Walsh*                   | A L | 66-75      |
| J11 | Malone*                  | A W | 87-74      |
| J16 | Northern Michigan*       | A W | 64-41      |
| J18 | Michigan Tech*           | A L | 54-69      |
| J23 | #23 Lake Superior State* | H W | 75-70      |
| J25 | Northwood*               | A L | 67-71      |
| J30 | Saginaw Valley State*    | A W | 88-76      |
| F1  | Wayne State*             | H L | 64-69 (OT) |
| F3  | Ferris State*            | H W | 86-62      |
| F6  | Northern Michigan*       | H W | 69-61      |
| F8  | Michigan Tech*           | H L | 71-76      |

|     |                          |     |            |
|-----|--------------------------|-----|------------|
| F13 | #20 Lake Superior State* | A L | 69-89      |
| F15 | Northwood*               | H W | 94-71      |
| F20 | Saginaw Valley State*    | H W | 77-69      |
| F22 | Wayne State*             | A W | 82-73      |
| F27 | Ferris State*            | A W | 74-73 (OT) |
| M5  | Michigan Tech&           | A L | 72-78      |

\* GLIAC Game  
& GLIAC Tournament

## 2014-15

Record: 13-15 GLIAC: 9-13

Home: 8-5 Away: 4-9 Neutral: 1-1

Head Coach: Ric Wesley

|     |                          |     |             |
|-----|--------------------------|-----|-------------|
| N15 | Missouri-St. Louis       | N L | 53-58       |
| N16 | Quincy                   | A W | 69-67       |
| N22 | Cedarville               | H W | 71-56       |
| N28 | Kentucky Wesleyan        | A L | 50-61       |
| N29 | North Alabama            | N W | 78-60       |
| D4  | Ashland*                 | A L | 92-93 (4OT) |
| D6  | Lake Erie*               | A L | 60-73       |
| D14 | Tiffin*                  | H W | 76-75       |
| D16 | Ohio Dominican*          | H W | 73-52       |
| D20 | Purdue North Central     | H W | 88-56       |
| J2  | Wayne State*             | A W | 72-64       |
| J4  | Findlay*                 | A L | 67-75       |
| J8  | Walsh*                   | H W | 63-56       |
| J10 | Malone*                  | H L | 61-81       |
| J15 | Northern Michigan*       | A W | 62-53       |
| J17 | Michigan Tech*           | A L | 65-77       |
| J22 | Lake Superior State*     | H L | 75-78       |
| J24 | Northwood*               | A L | 70-78       |
| J29 | Saginaw Valley State*    | H L | 68-73       |
| J31 | Hillsdale*               | A L | 65-73       |
| F2  | #22 Ferris State*        | H L | 85-96 (OT)  |
| F5  | Northern Michigan*       | H W | 60-54       |
| F7  | Michigan Tech*           | H L | 60-71       |
| F12 | #19 Lake Superior State* | A L | 66-78       |
| F14 | Northwood*               | H W | 80-62       |
| F19 | Saginaw Valley State*    | A W | 71-70       |
| F21 | Hillsdale*               | H W | 77-59       |
| F26 | Ferris State*            | A L | 55-77       |

\* GLIAC Game

## 2015-16

Record: 18-11 GLIAC: 12-10

Home: 12-4 Away: 6-7 Neutral: 0-0

Head Coach: Ric Wesley

|     |                           |     |            |
|-----|---------------------------|-----|------------|
| N14 | Quincy                    | H W | 76-67      |
| N15 | Missouri-St. Louis        | H W | 63-57      |
| N20 | Olivet                    | H W | 105-57     |
| N23 | Grace Bible               | H W | 83-57      |
| N28 | Salem International       | H W | 91-60      |
| D3  | Ashland*                  | H L | 72-76 (OT) |
| D5  | Lake Erie*                | H L | 78-84      |
| D11 | Tiffin*                   | A W | 83-69      |
| D13 | Ohio Dominican*           | A W | 85-79      |
| D19 | Cedarville                | A W | 51-48      |
| J2  | Wayne State*              | H W | 74-58      |
| J3  | Findlay*                  | H L | 66-82      |
| J7  | Walsh*                    | A W | 64-50      |
| J9  | Malone*                   | A W | 89-79      |
| J14 | Northern Michigan*        | H W | 83-63      |
| J16 | Michigan Tech*            | H W | 64-53      |
| J21 | Lake Superior State*      | A L | 74-82 (OT) |
| J23 | Northwood*                | H W | 66-53      |
| J28 | Saginaw Valley State*     | A L | 56-66      |
| J30 | Hillsdale*                | H L | 63-76      |
| F1  | #25 Ferris State*         | A L | 71-74      |
| F4  | Northern Michigan*        | A W | 70-59      |
| F6  | Michigan Tech*            | A L | 86-90      |
| F11 | Lake Superior State*      | H W | 84-70      |
| F13 | Northwood*                | A L | 73-79      |
| F18 | #12 Saginaw Valley State* | H W | 76-73      |
| F20 | Hillsdale*                | A L | 70-77      |
| F25 | Ferris State*             | H W | 78-69      |
| M1  | #10 Ashland&              | A L | 58-67      |

\* GLIAC Game  
& GLIAC Tournament

**100 POINT GAMES**

| Pts | Opponent              | Result  | Date/Season | Pts | Opponent              | Result  | Date/Season | Pts | Opponent              | Result  | Date/Season |
|-----|-----------------------|---------|-------------|-----|-----------------------|---------|-------------|-----|-----------------------|---------|-------------|
| 133 | Roosevelt             | 133-65  | 12/20/79    | 109 | Shaw                  | 109-113 | 1973-74     | 103 | Hillsdale             | 103-104 | 1/23/93     |
| 125 | Saginaw Valley State  | 125-95  | 2/2/79      | 109 | Laurentian            | 109-61  | 1972-73     | 103 | Wayne State           | 103-100 | 2/18/89     |
| 124 | Evangel               | 124-92  | 12/29/72    | 109 | Oakland               | 109-96  | 1970-71     | 103 | Aquinas               | 103-71  | 1/2/88      |
| 124 | Saginaw Valley State  | 124-88  | 2/9/71      | 108 | Cornerstone           | 108-117 | 11/23/01    | 103 | Northern Michigan     | 103-100 | 2/23/87     |
| 123 | Aquinas               | 123-95  | 12/15/88    | 108 | Aquinas               | 108-84  | 11/20/90    | 103 | Northwood             | 103-80  | 2/21/77     |
| 122 | Kentucky State        | 122-92  | 1/9/89      | 108 | Hillsdale             | 108-85  | 1/30/88     | 103 | Saginaw Valley State  | 103-87  | 1971-72     |
| 122 | Spring Arbor          | 122-109 | 12/20/75    | 108 | Northwood             | 108-97  | 1/14/85     | 103 | Oakland               | 103-90  | 2/28/70     |
| 121 | Niles                 | 121-87  | 1/24/72     | 108 | Alma                  | 108-59  | 1972-73     | 102 | Gannon                | 102-92  | 3/3/01      |
| 120 | Aquinas               | 120-80  | 1/25/88     | 107 | Rochester             | 107-67  | 2/9/00      | 102 | Northern Kentucky     | 102-106 | 3/8/01      |
| 120 | Oakland               | 120-94  | 1/29/72     | 107 | Northwood             | 107-79  | 1/16/84     | 102 | Northwood             | 102-110 | 1/20/99     |
| 119 | Spring Arbor          | 119-86  | 12/28/74    | 107 | Hillsdale             | 107-66  | 1/29/77     | 102 | Tri-State             | 102-88  | 11/30/87    |
| 118 | Northern Michigan     | 118-86  | 1/7/88      | 107 | Northwood             | 107-76  | 1972-73     | 102 | Aquinas               | 102-68  | 1976-77     |
| 118 | Niles                 | 118-104 | 2/12/71     | 107 | Alma                  | 107-95  | 1971-72     | 102 | Tri-State             | 102-105 | 1972-73     |
| 118 | Lake Superior State   | 118-91  | 1/23/71     | 106 | Spring Arbor          | 106-55  | 2/27/91     | 102 | Alma                  | 102-98  | 1971-72     |
| 117 | Grand Rapids Baptist  | 117-77  | 12/21/78    | 106 | Hillsdale             | 106-71  | 2/16/89     | 102 | Purdue-North Central  | 102-70  | 1/23/70     |
| 117 | Spring Arbor          | 117-69  | 12/15/78    | 106 | Oakland               | 106-70  | 1/7/89      | 101 | Tiffin                | 101-76  | 12/4/10     |
| 117 | Lake Superior State   | 117-93  | 2/26/73     | 106 | Saginaw Valley State  | 106-79  | 1972-73     | 101 | Aquinas               | 101-69  | 11/24/01    |
| 116 | Marygrove             | 116-51  | 12/28/08    | 106 | Hope                  | 106-84  | 1971-72     | 101 | Northwood             | 101-95  | 2/20/99     |
| 116 | Saginaw Valley State  | 116-65  | 1/21/74     | 105 | Olivet                | 105-57  | 11/20/15    | 101 | Lake Superior State   | 101-93  | 1/11/96     |
| 116 | Niles                 | 116-84  | 2/13/70     | 105 | Michigan-Dearborn     | 105-62  | 1/13/03     | 101 | Wayne State           | 101-84  | 2/16/91     |
| 116 | Purdue-North Central  | 116-68  | 1/2/70      | 105 | Hillsdale             | 105-101 | 2/27/93     | 101 | Assumption            | 101-83  | 12/27/91    |
| 115 | Saginaw Valley State  | 115-74  | 2/15/01     | 105 | Orchard Lake St. Mary | 105-89  | 12/29/90    | 101 | Wayne State           | 101-67  | 2/15/90     |
| 115 | Northwood             | 115-100 | 1/28/89     | 105 | Aquinas               | 105-74  | 2/19/89     | 101 | Aquinas               | 101-87  | 2/15/84     |
| 114 | Tri-State             | 114-69  | 11/30/88    | 105 | Calvin                | 105-91  | 12/5/87     | 101 | Aquinas               | 101-80  | 11/23/84    |
| 114 | George Williams       | 114-83  | 12/19/75    | 105 | Albion                | 105-95  | 1971-72     | 101 | Wayne State           | 101-77  | 1971-72     |
| 113 | Spring Arbor          | 113-80  | 12/8/98     | 105 | Northwood             | 105-86  | 1970-71     | 101 | Ferris State          | 101-98  | 1970-71     |
| 112 | Wayne State           | 112-80  | 1/9/74      | 105 | Saginaw Valley State  | 105-90  | 1970-71     | 101 | Wisconsin-Parkside    | 101-82  | 1970-71     |
| 111 | Wright State          | 111-86  | 1971-72     | 104 | Lock Haven            | 104-57  | 12/28/05    | 101 | Grand Rapids JC       | 101-111 | 1/04/67     |
| 110 | Michigan Christian    | 110-63  | 11/20/96    | 104 | Finlandia             | 104-60  | 12/18/01    | 100 | Ferris State          | 100-105 | 1/11/92     |
| 110 | Spring Arbor          | 110-75  | 2/6/92      | 104 | Rochester             | 104-74  | 12/20/00    | 100 | Aquinas               | 100-79  | 12/1/92     |
| 110 | Orchard Lake St. Mary | 110-89  | 12/8/90     | 104 | Hillsdale             | 104-94  | 1/19/89     | 100 | Lake Superior State   | 100-86  | 3/2/89      |
| 110 | Northeastern Illinois | 110-107 | 12/18/74    | 104 | Oakland               | 104-84  | 2/23/84     | 100 | Northwood             | 100-99  | 11/24/87    |
| 109 | Marygrove             | 109-55  | 11/13/10    | 104 | Lake Superior State   | 104-86  | 1974-75     | 100 | Michigan-Dearborn     | 100-59  | 11/21/86    |
| 109 | Grace Bible           | 109-54  | 1/17/05     | 104 | Aurora                | 104-82  | 1972-73     | 100 | Lake Superior State   | 100-75  | 1/17/85     |
| 109 | Northern Michigan     | 109-91  | 2/11/89     | 104 | Ferris State          | 104-101 | 1971-72     | 100 | Orchard Lake St. Mary | 100-47  | 12/27/79    |
| 109 | Aquinas               | 109-80  | 12/4/87     | 104 | Grand Rapids JC       | 104-87  | 12/6/68     | 100 | Calvin                | 100-104 | 1970-71     |
| 109 | Michigan-Dearborn     | 109-82  | 12/6/85     | 103 | Saginaw Valley State  | 103-93  | 1/25/03     |     |                       |         |             |

**OVERTIME GAMES**

| # OT | Site | Opponent              | Result     | Date/Season | # OT | Site | Opponent             | Result    | Date/Season |
|------|------|-----------------------|------------|-------------|------|------|----------------------|-----------|-------------|
| 1    | A    | Illinois Teachers     | W, 75-70   | 12/17/66    | 1    | H    | St. Joseph's         | W, 89-79  | 11/22/94    |
| 1    | -    | Alma                  | L, 82-74   | 1967-68     | 1    | A    | Michigan Tech        | W, 71-67  | 1/2/97      |
| 1    | -    | Benedictine           | L, 94-90   | 1967-68     | 1    | A    | Wayne State          | L, 83-71  | 1/5/98      |
| 1    | H    | Mercyhurst            | W, 98-88   | 1971-72     | 1    | A    | Ferris State         | L, 77-73  | 1/12/98     |
| 1    | N    | Tri-State             | L, 105-102 | 1972-73     | 1    | A    | Florida Southern     | W, 94-87  | 12/11/98    |
| 1    | A    | Ashland               | L, 83-76   | 1972-73     | 1    | A    | Rollins              | W, 91-89  | 12/12/98    |
| 1    | A    | Aquinas               | W, 97-93   | 1973-74     | 1    | H    | Gannon               | W, 86-84  | 1/15/00     |
| 1    | N    | Malone                | W, 89-87   | 1973-74     | 1    | A    | Lake Superior State  | L, 83-79  | 2/12/00     |
| 1    | H    | Northeastern Illinois | L, 91-90   | 1973-74     | 1    | A    | Mercyhurst           | L, 87-84  | 1/17/01     |
| 1    | -    | Shaw                  | L, 113-109 | 1973-74     | 1    | H    | Northern Michigan    | W, 97-94  | 2/1/01      |
| 1    | H    | Northern Michigan     | W, 88-79   | 1974-75     | 1    | H    | Ashland              | L, 75-74  | 1/10/02     |
| 3    | H    | Northern Michigan     | W, 83-74   | 1975-76     | 1    | A    | Ferris State         | W, 86-85  | 1/19/02     |
| 1    | H    | Saginaw Valley State  | W, 79-75   | 1975-76     | 1    | H    | Northern Michigan    | W, 82-80  | 2/23/02     |
| 1    | A    | Lake Superior State   | L, 93-92   | 1975-76     | 1    | A    | Ashland              | W, 97-89  | 1/9/03      |
| 3    | A    | Calvin                | L, 75-74   | 1977-78     | 1    | A    | Saginaw Valley State | W, 103-93 | 1/25/03     |
| 1    | A    | Saginaw Valley State  | W, 70-68   | 1977-78     | 1    | H    | Gannon               | L, 72-68  | 1/24/04     |
| 1    | A    | Saginaw Valley State  | W, 69-68   | 1978-79     | 1    | H    | Hillsdale            | W, 71-63  | 1/15/05     |
| 1    | H    | Hillsdale@            | W, 45-44   | 1978-79     | 1    | A    | Northwood            | W, 75-69  | 1/29/05     |
| 2    | A    | Calvin                | L, 79-75   | 11/20/81    | 1    | A    | Ferris State         | L, 76-75  | 2/7/05      |
| 3    | A    | Tri-State             | L, 96-93   | 11/19/82    | 1    | H    | Findlay              | W, 71-69  | 2/11/06     |
| 1    | A    | Calvin                | W, 71-70   | 11/20/82    | 1    | A    | Michigan Tech        | W, 69-64  | 2/14/07     |
| 1    | H    | Aquinas               | W, 85-83   | 12/3/82     | 1    | N    | Northern Michigan&   | W, 88-87  | 3/2/07      |
| 1    | A    | Hillsdale             | W, 87-85   | 2/12/83     | 1    | N    | Barton^              | L, 83-81  | 3/21/07     |
| 4    | H    | Northern Michigan     | L, 83-81   | 2/16/83     | 1    | A    | Hillsdale            | L, 86-83  | 2/7/09      |
| 2    | A    | Detroit               | L, 70-65   | 11/28/83    | 1    | A    | Hillsdale            | W, 68-60  | 12/19/09    |
| 1    | H    | Oakland               | W, 81-77   | 1/26/84     | 1    | H    | Northwood            | W, 72-70  | 2/27/10     |
| 1    | A    | Lake Superior State   | W, 71-65   | 2/6/84      | 1    | N    | St. Joseph's^        | L, 78-76  | 3/14/10     |
| 1    | H    | Ferris State          | W, 75-73   | 2/25/84     | 1    | N    | Ferris State         | L, 79-72  | 1/29/11     |
| 1    | A    | Michigan Tech         | W, 90-82   | 1/3/85      | 1    | A    | Lake Superior State  | W, 69-63  | 2/5/11      |
| 1    | A    | Ferris State          | L, 92-89   | 2/3/90      | 1    | A    | Ferris State         | W, 82-80  | 2/26/11     |
| 1    | A    | Michigan Tech         | W, 87-85   | 2/10/90     | 1    | H    | Michigan Tech        | W, 70-68  | 12/19/11    |
| 1    | A    | Wisconsin-Milwaukee   | W, 92-80   | 2/26/90     | 1    | H    | Cedarville           | W, 69-66  | 11/24/12    |
| 1    | N    | North Dakota          | W, 89-88   | 11/16/90    | 1    | H    | Wayne State          | L, 69-64  | 2/1/14      |
| 1    | A    | Hillsdale             | W, 89-86   | 2/14/91     | 1    | A    | Ferris State         | W, 74-73  | 2/27/14     |
| 1    | H    | Ferris State          | L, 105-100 | 1/11/92     | 4    | A    | Ashland              | L, 93-92  | 12/4/14     |
| 1    | A    | Wayne State           | W, 92-91   | 1/23/92     | 1    | H    | Ferris State         | L, 96-85  | 2/2/15      |
| 1    | A    | Michigan Tech         | W, 93-91   | 2/15/92     | 1    | H    | Ashland              | L, 76-72  | 12/3/15     |
| 1    | N    | St. Joseph's^         | L, 74-64   | 3/14/92     | 1    | A    | Lake Superior State  | L, 82-74  | 1/21/16     |
| 1    | A    | Hillsdale             | L, 104-103 | 1/23/93     |      |      |                      |           |             |
| 1    | H    | Hillsdale             | W, 105-101 | 2/27/93     |      |      |                      |           |             |

@ - NIAA District 23 Tournament & - GLIAC Tournament ^ - NCAA Tournament

# LETTERWINNERS

|                    |                  |                    |                  |                  |                  |
|--------------------|------------------|--------------------|------------------|------------------|------------------|
| <b>A</b>           |                  | <b>D</b>           |                  | <b>J</b>         |                  |
| Adams, Mark        | 1971, 72         | Davis, Mike        | 1985, 86, 87, 88 | Jamerson, Jason  | 2005, 06, 07, 08 |
| Aldridge, Larry    | 1967, 68, 69, 70 | Davis, Steve       | 1995, 96, 97, 98 | James, Courtney  | 2003, 04, 05, 06 |
| Alexander, Trevin  | 2014, 15, 16     | DeCoster, Dan      | 1979             | James, Derek     | 2000, 02         |
| Allen, Brad        | 1997             | DeCoster, Dave     | 1979             | Jenks, Todd      | 1988, 89, 90, 91 |
| Allen, Robert      | 1985, 86         | Devine, Jason      | 1989, 90, 91, 92 | Johnson, Ben     | 1971, 72         |
| Allen, Terry       | 1967, 68         | DeWitt, Dave       | 1971             | Johnston, Mike   | 1987             |
| Ampey, Wilbur      | 2007             | Dilts, Jack        | 1966, 67, 68     | Jones, Bruce     | 1981, 82, 83     |
| Anderson, Josh     | 2012             | Domke, Matt        | 1997             | Jones, Corey     | 2010, 11         |
| Ansons, Ernijs     | 2013, 14, 15     | Dungey, Kevin      | 1984, 85, 86, 87 | Jones, Dustin    | 2000             |
| Arnold, Brian      | 2004, 05, 06, 07 | Dunnock, Mike      | 1982, 83         | Jones, Ricky     | 1982, 83         |
| <b>B</b>           |                  | <b>E</b>           |                  | <b>K</b>         |                  |
| Baar, Drake        | 2015, 16         | Eklund, Steve      | 1994             | Kaminsky, Jeff   | 1984, 85         |
| Baker, Jake        | 1993, 94, 95, 96 | Elliott, Jeff      | 1984             | Kapustka, Darren | 2013, 14, 15, 16 |
| Barkley, Brandon   | 2013, 14, 15     | Eziukwu, Callistus | 2005, 06, 07, 08 | Kerr, Jim        | 1969             |
| Barr, Keith        | 2002             | <b>F</b>           |                  | Kendzicky, John  | 1981, 82, 83, 84 |
| Basa, Tim          | 1992             | Fedio, Luke        | 1994, 95, 96     | Kerperien, Randy | 1998             |
| Bassett, Nate      | 2003, 04, 05, 06 | Fellows, Tom       | 2005, 06, 07, 08 | Kerr, Jim        | 1968, 69         |
| Bauer, Jason       | 2000, 01, 02, 03 | Fife, Jeremy       | 1997, 98, 99     | Keteyian, Steve  | 1977, 78         |
| Bell, Micah        | 2000, 01         | Finch, Ed          | 1988, 89         | Kilgore, L.J.    | 2006, 07, 08     |
| Bengston, Steve    | 1965             | Fisher, Kent       | 1965             | Klein, Don       | 1974, 75         |
| Bennett, Randy     | 1992, 93         | Flynn, John        | 1999, 00, 01, 02 | Kohler, Marty    | 1990             |
| Bennett, Ray       | 1989             | Franges, Joe       | 1974, 75         | Kolp, Andy       | 1985, 86, 87, 88 |
| Bitner, Bart       | 1990, 91, 92, 93 | Fuller, George     | 1975, 76, 77, 78 | Kooiker, Kevin   | 1992, 93, 94, 95 |
| Bollin, Bryan      | 2014             | <b>G</b>           |                  | Koster, Ken      | 1965, 66, 67     |
| Boone, Mike        | 2009             | Gambee, John       | 1966             | Kowalski, Bill   | 1966             |
| Bosch, Ron         | 1971             | Garner, Tim        | 1978, 79         | Krupinski, Paul  | 1965, 66, 67     |
| Boucher, Jason     | 1999, 00, 01, 02 | Giovannini, Ken    | 1975, 77         | <b>L</b>         |                  |
| Bower, Brock       | 2004             | Gleeson, Gary      | 1981, 83, 84     | Lanning, Ben     | 2012             |
| Brege, Dan         | 1973             | Gorman, Daryl      | 1992, 93         | Lee, Tyrone      | 2012, 13         |
| Brower, Todd       | 1980, 81, 82, 84 | Grant, James       | 1967, 68, 69, 70 | Leighton, Mark   | 1978             |
| Brown, James       | 1973             | Grauzer, Jeff      | 2003, 04, 05, 06 | Lende, Jeff      | 1973, 74         |
| Brown, Toreau      | 2008, 09, 10     | Greason, Justin    | 2016             | Leske, Scott     | 1987, 88         |
| Bruinsma, Sid      | 1974, 75, 76, 77 | Griffin, Kimm      | 1973, 74, 75     | Lewis, Deshawn   | 2016             |
| Bryant, Phil       | 1973, 74         | Gurney, Rob        | 1987, 88, 89, 90 | Loeks, Bill      | 2003             |
| Burde, Michael     | 1997, 98         | Gurzick, Joe       | 2014             | Lovell, Jack     | 1965             |
| <b>C</b>           |                  | <b>H</b>           |                  | Loveless, Chris  |                  |
| Cannon, Chris      | 1970             | Hall, Mike         | 2004, 05, 06, 07 | Ludwick, Tim     | 1984, 85, 86     |
| Carbajal, Ricardo  | 2013, 14, 15, 16 | Hammond, Scott     | 1976, 77         | <b>M</b>         |                  |
| Carey, Jim         | 1985, 86, 87, 88 | Hardin, Antony     | 1999             | Majerle, Ryan    | 2013             |
| Carhart, Kyle      | 2003, 05, 06, 07 | Harper, Larry      | 1973             | Mandt, Charlie   | 1989, 90, 91, 92 |
| Carreri, Nick      | 2010, 11         | Harrington, John   | 1976, 77, 79, 80 | Mans, Al         | 2003             |
| Chadwick, Chris    | 1978, 79, 80, 81 | Hartman, Drew      | 1996, 97, 98, 99 | Martinus, Randy  | 1973             |
| Chaffee, Dan       | 1966             | Harvey, Steve      | 1988, 89, 90, 91 | Marty, Alec      | 2016             |
| Cheklich, Mark     | 1977, 78, 79, 80 | Hayes, Aaron       | 2015, 16         | McClendon, Sam   | 2015, 16         |
| Chess, Eric        | 2004             | Hempel, Phil       | 1968             | McLouth, Brad    | 1968, 69         |
| Chickowski, Rich   | 1974, 75, 76     | Hinkle, Nathan     | 2002, 03         | McLouth, Fred    | 1968, 69         |
| Chilcote, Randy    | 1983             | Hogan, Breland     | 2010, 11, 12, 13 | Meyer, Jeff      | 1986             |
| Clark, Alfonso     | 1993, 94, 95     | Holzhueter, Kurt   | 1981             | Millard, Steve   | 1973, 74         |
| Clayton, Spencer   | 2005, 07         | Hull, Steve        | 1976, 77, 78, 79 | Miller, Myles    | 2015, 16         |
| Cleveland, Duke    | 2000, 01, 02, 03 | Hunter, Scott      | 1994, 95         | Miller, Steve    | 1975             |
| Cleveringa, Jeremy | 1995, 96         | Huntington, David  | 1999             | Miller, Tony     | 1995, 96, 97, 98 |
| Conlan, Ryan       | 1992, 93, 94, 96 | Huntington, J.P.   | 1996, 97, 98, 99 | Misiak, Matt     | 1998, 99         |
| Conser, Bob        | 1969, 70, 71, 72 | Hurd, Bob          | 1971, 72         | Modderman, Joe   | 1997             |
| Conser, Dick       | 1968, 69, 70     | <b>I</b>           |                  | Moller, Tim      | 1970             |
| Copp, Dick         | 1968, 69, 70, 71 | Ianni, Anthony     | 2008, 09         | Moore, Tim       | 1980, 81         |
| Coston, Bruce      | 1965, 66         | Ingle, Jim         | 1969             | Morris, K'Len    | 2009, 10, 11     |
| Crisman, Ed        | 1966, 67, 68, 69 | <b>J</b>           |                  | Moultrie, Ed     | 1977, 78, 80, 81 |
| Crosson, Dave      | 1999, 00, 01, 02 | Jamerson, Jason    |                  | Mulvihill, Tim   | 1985, 86         |
| Cvengos, John      | 1974, 75         | James, Courtney    |                  | Myers, Nate      | 1999, 00, 01, 02 |
|                    |                  | James, Derek       |                  | Myles, Donnie    | 1974, 75, 76     |
|                    |                  | Jenks, Todd        |                  | Myles, Nate      | 1976             |
|                    |                  | Johnson, Ben       |                  |                  |                  |
|                    |                  | Johnston, Mike     |                  |                  |                  |
|                    |                  | Jones, Bruce       |                  |                  |                  |
|                    |                  | Jones, Corey       |                  |                  |                  |
|                    |                  | Jones, Dustin      |                  |                  |                  |
|                    |                  | Jones, Ricky       |                  |                  |                  |
|                    |                  | Junkin, Jay        |                  |                  |                  |

**N**

Naughton, Justin 2001, 02  
 Newell, Dan 2010, 12  
 Noble, Todd 1972, 73  
 Norman, Darius 2012, 13  
 Nyhuis, Jim 1965, 66, 67, 68

**O**

O'Mara, Shawn 1988, 89, 90, 91  
 Olesnavage, Jim 1981, 83  
 Oosdyke, Bob 1971, 72  
 Orange, Rashaud 2015  
 Ottevaere, Joe 1967

**P**

Parlor, Randy 1983, 84, 85, 86  
 Pete, Larry 1970  
 Peterman, Paul 1975, 76, 77, 78  
 Peters, Tony 2010, 11, 12, 13  
 Pettway, Jerry 1987  
 Piche, Glenn 1982, 83, 84, 85  
 Pjesky, Jim 1975, 76  
 Plasters, Clark 1978, 79, 80  
 Poling, Mark 1977  
 Polus, Ron 1982, 83, 84, 85  
 Poole, Dan 1968, 69, 70, 71  
 Porter, David 1994  
 Principe, Mark 1977, 79, 80  
 Pruitt, Greg 1982, 83, 84  
 Przydzial, Mike 2008, 09, 10, 12

**R**

Radvansky, Andy 1986  
 Raven, Chris 1976, 77, 78, 79  
 Redder, Dan 2006, 07  
 Reitz, Gene 1981  
 Resler, Drey 2001  
 Richards, Ray, Jr. 1990, 91  
 Ried, Bill 1966, 69  
 Ringler, Justin 2008, 09, 10, 11  
 Roach, Bill 1985, 86  
 Roberson, Josh 2011

Rogers, Rick 1977, 78  
 Roh, Fred 1970, 71, 72, 73  
 Rollins, Chaz 2014, 15, 16  
 Rourke, Frank 1978, 79  
 Ryskamp, Luke 2014, 15, 16

**S**

Sabin, Ryan 2012, 13, 14, 15  
 Sandel, Steve 1983  
 Schrotenboer, Todd 1997, 98  
 Schuitema, Joe 1989, 90, 91, 93  
 Scott, Joel 2001, 02  
 Shobe, Quinten 1982  
 Simpson, Arnell 1970, 71, 72  
 Skok, Tom 1979  
 Smith, Donte 2000, 01  
 Smith, Jerret 2009  
 Smith, Pat 1972, 73  
 Smith, Terry 1986, 87, 88, 89  
 Smith, Tony 1974, 75, 76  
 Somerfield, Austin 2013  
 Spencer, Garrett 1999  
 Stahle, Bob 1979, 80, 81  
 Starks, Brad 2002  
 Starks, Juwan 2016  
 Stephenson, Devon 1994  
 Storrs, Alvin 2009, 10, 11  
 Sublett, Tony 1982  
 Szeman, Glenn 1995

**T**

Tatum, Asauhn 2011  
 Taylor, Eric 1990, 91  
 Thelen, Kurt 1985, 86, 87, 88  
 Thomas, James 2011, 12  
 Thornton, Matt 1996, 97, 98  
 Thompson, David 2007, 08  
 Tiernan, Bobby 2006, 07, 08, 09  
 Trammell, Pete 2006, 07, 08, 09  
 Trammell, Wes 2009, 10, 11  
 Tucker, Scott 2000, 01  
 Turnbough, DeMarcus 2014

**U**

Underhill, Scott 1991, 92, 93, 94

**V**

VanOss, Steve 1988  
 Verbeek, Nate 1993, 94, 95, 96  
 Vogg, Vince 1978, 79, 80, 81  
 Voison, Eric 2003, 04  
 Veltkamp, Tom 1973

**W**


Waddell, Nick 2011, 12  
 Wallace, Jerry 2003, 04, 05, 06  
 Wallace, Marcus 2004, 05  
 Walker, Zachary 2014  
 Washington, Darren 2013, 14, 15  
 Wasilk, Timothy 1997, 98  
 West, Nick 2009, 10  
 West, Zach 2016  
 Westrate, Ron 1965, 66, 67  
 White, Melvin 2003, 04  
 Whymer, Joel 2007, 08  
 Wiersma, Kent 1986, 87, 88, 89  
 Wichlacz, Brent 1990, 91, 92, 93  
 Wiggins, Harold 2014, 16  
 Wilhelmi, Josh 1994, 96  
 Williams, Aaron 1992, 93, 94  
 Williams, Terrence 1991, 92, 93  
 Woodson, Rob 2010, 12, 13, 14

**Y**


Young, Bill 1974, 75, 76  
 Young, Enis 1997, 98, 99

**Z**

Zeidaks, Kristers 2013



John Flynn is the GVSU career scoring leader, pouring in 2,220 points in his career from 1998 to 2002.



Paul Peterman holds the Laker single-season record for most points scored (770) in 1976-77.