




GRAND VALLEY STATE MEN'S BASKETBALL RECORD BOOK



COACHING RECORDS


Year	Coach	Won	Lost	Pct.	GLIAC	Place	
1966-67	Dave Sharphorn	7	15	.318	--	--	
1967-68	Dave Sharphorn	4	21	.160	--	--	
1968-69	Dave Sharphorn	13	11	.542	--	--	
1969-70	Dave Sharphorn	10	14	.417	--	--	
1970-71	Dave Sharphorn	16	10	.615	--	--	
1971-72	Dave Sharphorn	17	10	.630	--	--	
1972-73	Tom Villemure	20	6	.769	6	2	2nd
1973-74	Tom Villemure	23	6	.793	5	3	T-2nd
1974-75	Tom Villemure	22	8	.733	9	1	1st
1975-76	Tom Villemure	17	11	.607	12	2	T-1st
1976-77	Tom Villemure	30	4	.882	16	0	1st
1977-78	Tom Villemure	19	10	.655	11	5	T-3rd
1978-79	Tom Villemure	25	5	.833	12	2	1st
1979-80	Tom Villemure	16	12	.571	10	4	T-2nd
1980-81	Tom Villemure	12	16	.429	8	8	5th
1981-82	Tom Villemure	6	21	.222	4	12	8th
1982-83	Tom Villemure	14	14	.500	10	6	4th
1983-84	Tom Villemure	18	10	.643	10	6	3rd
1984-85	Tom Villemure	21	8	.724	14	2	2nd
1985-86	Tom Villemure	14	14	.500	8	8	4th
1986-87	Tom Villemure	12	16	.429	5	11	T-6th
1987-88	Tom Villemure	18	10	.643	8	8	4th
1988-89	Tom Villemure	22	6	.786	12	4	2nd
1989-90	Tom Villemure	19	9	.679	11	5	T-2nd
1990-91	Tom Villemure	26	5	.839	14	2	1st
1991-92	Tom Villemure	20	11	.645	10	6	2nd
1992-93	Tom Villemure	14	12	.538	7	9	T-6th
1993-94	Tom Villemure	7	19	.269	4	14	10th
1994-95	Tom Villemure	12	14	.462	8	10	T-7th
1995-96	Tom Villemure	11	15	.423	9	9	T-8th
1996-97	Jay Smith	23	6	.793	14	4	1st (North)
1997-98	Terry Smith	15	10	.600	10	8	T-4th (North)
1998-99	Terry Smith	17	10	.630	12	7	3rd (North)
1999-00	Terry Smith	13	15	.464	8	11	4th (North)
2000-01	Terry Smith	21	9	.700	11	7	T-1st (North)
2001-02	Terry Smith	15	13	.536	8	10	T-3rd (North)
2002-03	Terry Smith	14	14	.500	8	10	3rd (North)
2003-04	Terry Smith	14	13	.519	6	12	5th (North)
2004-05	Ric Wesley	18	10	.643	11	7	2nd (North)
2005-06	Ric Wesley	27	4	.871	16	2	1st (North)
2006-07	Ric Wesley	29	5	.853	15	3	1st (North)
2007-08	Ric Wesley	36	1	.973	18	0	1st (North)
2008-09	Ric Wesley	21	10	.677	14	8	2nd (North)
2009-10	Ric Wesley	22	9	.710	16	6	1st (North)
2010-11	Ric Wesley	19	8	.704	14	5	2nd (North)
2011-12	Ric Wesley	14	13	.519	10	9	4th (North)
2012-13	Ric Wesley	19	9	.679	15	7	3rd (North)
2013-14	Ric Wesley	19	8	.704	15	7	3rd (North)
Totals	48 Seasons	841	510	.623	444	262	




Dave Sharphorn
 • Six seasons
 • Record: 67-81 (.453)



Tom Villemure
 • 24 seasons
 • Record: 418-262 (.615)



Jay Smith
 • One season
 • Record: 23-6 (.793)



Terry Smith
 • Seven seasons
 • Record: 109-84 (.565)



Ric Wesley
 • 10 seasons
 • Record: 224-77 (.744)

SINGLE SEASON RECORDS

Points

Paul Peterman (1976-77)	770
Fred Roh (1972-73)	720
Joe Modderman (1996-97)	703
John Flynn (2001-02)	673
John Flynn (1999-00)	639
Paul Peterman (1977-78)	612
Fred Roh (1971-72)	600
Sid Bruinsma (1976-77)	584
Callistus Eziukwu (2007-08)	582
John Flynn (2000-01)	544

Rebounds

Sid Bruinsma (1976-77)	423
Dan Poole (1967-68)	357
Paul Peterman (1976-77)	350
Dan Poole (1968-69)	347
Callistus Eziukwu (2007-08)	324
Ben Johnson (1971-72)	308
Dan Poole (1969-70)	306
Fred Roh (1971-72)	278
Bob Hurd (1970-71)	275
Fred Roh (1970-71)	270

Steals

Tim Ludwick (1984-85)	115
Jason Boucher (2000-01)	80
Mike Davis (1987-88)	76
Mike Davis (1986-87)	73
Jason Jamerson (2007-08)	72
Jeff Kaminski (2001-02)	70
Jason Boucher (2001-02)	68
Jason Devine (1990-91)	68
Ron Polus (1981-82)	68
Sid Bruinsma (1976-77)	66

Points Per Game

Fred Roh (1972-73)	27.7
Joe Modderman (1996-97)	24.2
John Flynn (2001-02)	24.0
Fred Roh (1971-72)	23.1
John Flynn (1999-00)	22.8
Paul Peterman (1976-77)	22.6
Paul Peterman (1977-78)	21.1
Jeff Lende (1973-74)	21.1
Brent Wichlacz (1992-93)	20.4
Ennis Young (1998-99)	20.1

Rebounds Per Game

Dan Poole (1968-69)	15.1
Dan Poole (1967-68)	14.3
Ben Johnson (1971-72)	13.5
Dan Poole (1969-70)	12.8
Sid Bruinsma (1976-77)	12.4
Bob Hurd (1970-71)	12.0
Fred Roh (1969-70)	11.5
Ben Johnson (1971-72)	11.4
Fred Roh (1971-72)	10.7
Fred Roh (1970-71)	10.4

Steals Per Game

Tim Ludwick (1984-85)	4.1
Jason Boucher (2000-01)	2.7
Mike Davis (1987-88)	2.7
Mike Davis (1986-87)	2.6
Ron Polus (1981-82)	2.5
Jason Boucher (2001-02)	2.4
Jeff Kaminski (1984-85)	2.4
Jason Devine (1990-91)	2.3
Randy Parlor (1983-84)	2.3
Mark Checklich (1979-80)	2.3

Field Goals Made

Fred Roh (1972-73)	302
Paul Peterman (1976-77)	291
Joe Modderman (1996-97)	251
Sid Bruinsma (1976-77)	244
Fred Roh (1971-72)	240
Callistus Eziukwu (2007-08)	239
John Flynn (2001-02)	237
Don Myles (1973-74)	237
John Flynn (1999-00)	230
Charlie Mandt (1991-92)	225
Paul Peterman (1977-78)	225

Assists

Mike Davis (1987-88)	242
Mike Davis (1986-87)	234
Ricky Jones (1982-83)	187
John Kendzicky (1982-83)	187
Jason Boucher (2000-01)	176
Jason Devine (1991-92)	168
Mike Davis (1985-86)	154
Randy Parlor (1983-84)	154
Jason Devine (1990-91)	152
Jason Boucher (2001-02)	149

Blocks

Callistus Eziukwu (2004-05)	114
Callistus Eziukwu (2007-08)	89
Callistus Eziukwu (2005-06)	74
Asaahn Tatum (2010-11)	59
Charlie Mandt (1991-92)	53
Charlie Mandt (1989-90)	53
Callistus Eziukwu (2006-07)	52
Ron Polus (1984-85)	52
Charlie Mandt (1990-91)	45
Chris Chadwick (1980-81)	42

Three-Pointers Made

Jason Jamerson (2007-08)	94
Ed Finch (1988-89)	92
Ed Finch (1987-88)	92
Jason Jamerson (2006-07)	77
Jason Jamerson (2005-06)	77
Ryan Sabin (2013-14)	69
Joe Modderman (1996-97)	69
Kent Wiersma (1986-87)	67
Bart Bitner (1991-92)	62
Kevin Kooiker (1994-95)	60

Assists Per Game

Mike Davis (1987-88)	8.6
Mike Davis (1986-87)	8.4
Ricky Jones (1982-83)	6.7
John Kendzicky (1982-83)	6.7
Jason Boucher (2000-01)	5.9
Mike Davis (1985-86)	5.5
Randy Parlor (1983-84)	5.5
Jason Devine (1991-92)	5.4
Jason Boucher (2001-02)	5.3
Jason Devine (1990-91)	5.2

Blocks Per Game

Callistus Eziukwu (2004-05)	4.1
Callistus Eziukwu (2007-08)	2.4
Callistus Eziukwu (2005-06)	2.4
Callistus Eziukwu (2006-07)	2.2
Asaahn Tatum (2010-11)	2.2
Charlie Mandt (1989-90)	1.9
Ron Polus (1984-85)	1.8
Charlie Mandt (1991-92)	1.7
Charlie Mandt (1990-91)	1.5
Ron Polus (1983-84)	1.5
Chris Chadwick (1980-81)	1.5

Free Throws Made

Paul Peterman (1976-77)	188
John Flynn (2001-02)	165
Paul Peterman (1977-78)	162
Ennis Young (1998-99)	148
John Flynn (1999-00)	145
Bob Conser (1970-71)	144
Kent Wiersma (1988-89)	142
Donte Smith (2000-01)	133
Joe Modderman (1996-97)	132
Mark Checklich (1979-80)	132

CAREER RECORDS

Points

John Flynn (1998-02)	2,220
Fred Roh (1969-73)	2,038
Paul Peterman (1974-78)	2,031
Jason Jamerson (2004-08)	1,713
Callistus Eziukwu (2004-08)	1,681
Randy Parlor (1982-86)	1,542
Justin Ringler (2007-11)	1,488
Sid Bruinsma (1973-77)	1,487
Charlie Mandt (1988-92)	1,448
Brent Wichlacz (1989-93)	1,437

Rebounds

Dan Poole (1967-71)	1,270
Sid Bruinsma (1973-77)	1,117
Jason Bauer (1999-03)	1,021
Fred Roh (1969-73)	930
Callistus Eziukwu (2004-08)	924
Paul Peterman (1974-78)	894
John Kendzicky (1980-84)	792
Kevin Dungey (1983-87)	744
Justin Ringler (2006-11)	734
Ron Polus (1981-85)	668

Points Per Game

Fred Roh (1969-73)	21.9
John Flynn (1998-02)	19.6
Ed Finch (1987-89)	18.9
Paul Peterman (1974-78)	17.7
Ed Crisman (1966-69)	17.7
Arnell Simpson (1969-72)	16.6
Ennis Young (1996-99)	16.1
Randy Parlor (1982-86)	15.4
Don Myles (1972-75)	15.1
Larry Aldridge (1967-70)	14.6

Assists

Mike Davis (1984-88)	641
Jason Devine (1988-92)	545
Jason Boucher (1998-02)	514
Courtney James (2002-06)	460
Randy Parlor (1982-86)	405
Ed Moultrie (1976-78, 79-81)	379
Ricky Jones (1981-83)	320
Justin Ringler (2006-11)	303
Jeremy Fife (1996-99)	301
Todd Jenks (1987-91)	276

Field Goals Made

Fred Roh (1969-73)	834
John Flynn (1998-02)	786
Paul Peterman (1974-78)	769
Callistus Eziukwu (2004-08)	681
Randy Parlor (1982-86)	651
Sid Bruinsma (1973-77)	621
Jason Jamerson (2004-08)	613
Charlie Mandt (1988-92)	604
Dan Poole (1967-71)	593
Todd Jenks (1987-91)	547

Steals

Jason Boucher (1998-02)	242
Mike Davis (1984-88)	217
Jason Devine (1988-92)	214
Jason Jamerson (2004-08)	195
Randy Parlor (1982-86)	193
Todd Jenks (1987-91)	164
Justin Ringler (2006-11)	160
Alvin Storrs (2007-11)	146
Brent Wichlacz (1989-93)	146
Chris Raven (1975-79)	146

Three-Pointers Made

Jason Jamerson (2004-08)	303
J.P. Huntington (1995-99)	191
Joe Schuitema (1988-93)	188
Kent Wiersma (1985-89)	185
Ed Finch (1987-89)	184
Brent Wichlacz (1989-93)	169
Kevin Kooiker (1991-95)	163
Pete Trammell (2005-09)	148
John Flynn (1998-02)	147
Ryan Sabin (2011-14)	146

Blocks

Callistus Eziukwu (2004-08)	329
Ron Polus (1981-85)	197
Charlie Mandt (1988-92)	163
Steve Davis (1994-98)	96
Terry Smith (1985-89)	87
Chris Chadwick (1977-81)	83
Ennis Young (1996-99)	77
Brent Wichlacz (1989-93)	62
Jason Jamerson (2004-08)	61
Jim Carey (1984-88)	60
Frank Rourke (1977-79)	60

Free Throws Made

John Flynn (1998-02)	501
Paul Peterman (1974-78)	493
Justin Ringler (2006-11)	427
Fred Roh (1969-73)	370
Bob Conser (1968-72)	361
J.P. Huntington (1995-99)	331
Callistus Eziukwu (2004-08)	318
Ennis Young (1996-99)	301
Courtney James (2003-06)	297
Kent Wiersma (1985-89)	295

Career RecordsScoring

Most Points
2,220 John Flynn, 1998-02
 Highest Average
21.9 Fred Roh, 1969-73

Rebounding

Most Rebounds
1,270 Dan Poole, 1967-71
 Highest Average
12.9 Dan Poole, 1967-71

Field Goals

Most FGs Made
834 Fred Roh, 1969-73
 Most FGs Attempted
1,518 Fred Roh, 1969-73

3-Point Field Goals

Most 3-FGs Made
303 Jason Jamerson, 2004-08
 Most 3-FGs Attempted
735 Jason Jamerson, 2004-08
 Highest 3-FG Percentage
.472 Joe Schuitema, 1989-93

Free Throws

Most FTs Made
501 John Flynn, 1998-02
 Most FTs Attempted
662 Paul Peterman, 1974-78
 Highest FT Percentage
.845 Todd Jenks, 1988-91
 (267-316)

Games

Most Played
131 Pete Trammell, 2005-09
 Most Started
130 Pete Trammell, 2005-09

Miscellaneous

Most Assists
641 Mike Davis, 1984-88
 Most Blocked Shots
329 Callistus Eziukwu, 2004-08
 Most Steals
242 Jason Boucher, 1998-02
 Most Fouls
369 John Kendzicky, 1980-84

Season RecordsScoring

Most Points
770 Paul Peterman, 1976-77
 Highest Average
27.7 Fred Roh, 1972-73

Rebounding

Most Rebounds
423 Sid Bruinsma, 1976-77
 Highest Rebound Average
15.1 Dan Poole, 1968-69

Field Goals

Most FGs Made
302 Fred Roh, 1972-73
 Most FGs Attempted
518 Paul Peterman, 1976-77
 Highest FG Percentage
.737 Callistus Eziukwu, 2004-05

3-Point Field Goals

Most 3-FGs Made
94 Jason Jamerson, 2007-08
 Most 3-FGs Attempted
213 Jason Jamerson, 2007-08
 Highest 3-FG Percentage (Min. 50 Att.)
.611 Wes Trammell, 2008-09
 (33-54)

Free Throws

Most FTs Made
188 Paul Peterman, 1976-77
 Most FTs Attempted
243 Paul Peterman, 1976-77
 Highest FT Percentage (Min. 60 att)
.895 Chris Raven, 1978-79
 (77-86)
 Most Consecutive FTs Made
27 Bob Conser, 1971-72

Miscellaneous

Most Assists
242 Mike Davis, 1987-88
 Most Blocked Shots
114 Callistus Eziukwu, 2004-05
 Most Steals
115 Tim Ludwick, 1984-85
 Most Fouls
106 John Kendzicky, 1980-81

Game RecordsScoring

Most Points (**47**)
 Brent Wichlacz vs. Hillsdale, 1993
 (OT) (43 points in regulation)
 Most Points/Regulation (**45**)
 Fred Roh vs. Lake Superior St., 1973

Rebounding

Most Rebounds (**30**)
 Dan Poole vs. Spring Arbor, 1970

Field Goals

Most FGs Made (**19**)
 Fred Roh vs. Lake Superior St., 1973
 Most FGs Attempted (**30**)
 Dan Poole vs. Kalamazoo, 1971
 Highest FG Percentage (**1.000,10-10**)
 Callistus Eziukwu vs. Saginaw
 Valley State, 2005; Robert Allen
 vs. Lake Superior State, 1985;
 Randy Parlor vs. Michigan-
 Dearborn, 1985

3-Point Field Goals

Most 3-FGs Made (**8**)
 Kent Wiersma vs. Hillsdale, 1987;
 Kent Wiersma vs. Northern
 Michigan, 1987; Kent Wiersma vs.
 Grand Rapids Baptist, 1988; Ed
 Finch vs. Hillsdale, 1989
 Most 3-FGs Attempted (**16**)
 Ed Finch vs. Hillsdale, 1989
 Highest 3-FG Percentage (**1.000 7-7**)
 Ed Finch vs. Hillsdale, 1989
 Consecutive 3-FGs Made (**7**)
 Kent Wiersma vs. Grand Rapids
 Baptist, 1988

Free Throws

Most FTs Made (**16**)
 Steve Harvey vs. Lake Superior
 State, 1990
 Most FTs Attempted (**20**)
 Paul Peterman vs. Spring Arbor,
 1975
 Highest FT Percentage (**1.000 16-16**)
 Steve Harvey vs. Lake Superior
 State, 1990

Miscellaneous

Most Assists (**16**)
 Mike Davis vs. Hillsdale, 1987
 Most Blocked Shots (**13**)
 Callistus Eziukwu vs. Ferris State,
 2005
 Most Steals (**9**)
 Mike Davis vs. Calvin, 1984;
 Mike Davis vs. Aquinas, 1987

TEAM - SINGLE GAME

Most Points	133	vs. Roosevelt	12/20/79
Most Points/Half	74	vs. Aquinas (2nd Half)	1/25/88
Most Points Allowed	120	vs. Ferris State (120-98 loss)	1971-72 season
Most Points/Both Teams	231	vs. Spring Arbor (122-109 win)	12/20/75
Fewest Points Scored	38	vs. Wisconsin-Green Bay	1/4/80
Fewest Points/Half	13	vs. Hillsdale	2/3/79
Fewest Points Allowed	33	vs. Lake Superior State	1/11/07
Largest Margin of Victory	68	vs. Roosevelt (133-65)	12/20/79
Largest Margin of Defeat	50	vs. Toledo (58-108)	11/16/98
Most FGs Attempted	103	vs. Hillsdale	1/13/70
Most FGs Made	55	vs. Roosevelt	12/20/79
Highest FG Percentage	.704	vs. Rochester (38-54)	11/23/04
Highest FG Percentage/Half	.769	vs. Northern Michigan (20-26, 2nd Half)	2/13/92
Most 3FGs Attempted	39	vs. Wayne State	2/13/93
Most 3FGs Made	16	vs. Ashland	3/3/06
Highest 3FG Percentage	.875	vs. Northwood (7/8)	11/14/87
Most FTs Attempted	51	vs. Northern Michigan	2/11/89
Most FTs Made	39	vs. Northern Michigan	2/11/89
Most Fouls	46	vs. Wayne State	2/13/93
Most Fouls/Both Teams	74	vs. Spring Arbor	12/20/75
Most Rebounds	83	vs. Kalamazoo	12/1/70
Most Assists	35	vs. Niles	12/1/70
Most Blocked Shots	14	vs. Ferris State	2/7/05
Most Steals	26	vs. Spring Arbor	2/27/92
Most Turnovers	41	vs. Saginaw Valley State	2/7/77

TEAM - SINGLE SEASON

Most Points	2,839	27 games	1971-72
Highest Scoring Average	96.5	27 games	1971-72
Most FGs Attempted	2,341	34 games	1976-77
Most FGs Made	1,132	34 games	1976-77
Highest FG Percentage	.517	30 games	2000-01
Most 3FGs Attempted	641	31 games	1991-92
Most 3FGs Made	244	37 games	2007-08
Highest 3FG Percentage	.442	28 games	1986-87
Most FTs Attempted	815	31 games	2008-09
Most FTs Made	580	31 games	2008-09
Highest FT Percentage	.769	30 games	2000-01
Most Rebounds	1,620	26 games	1970-71
Highest Rebound Average	62.3	26 games	1970-71
Most Personal Fouls	681	34 games	1976-77
Most Wins	36	37 games	2007-08
Fewest Wins	4	25 games	1967-68
Most Losses	21	25 games	1967-68
	21	27 games	1981-82
Fewest Losses	1	37 games	2007-08
Most Assists	568	28 games	1988-89
Most Blocked Shots	160	28 games	2004-05
Most Steals	345	34 games	1976-77
Most Turnovers	552	30 games	1974-75

SCORING

Year	Name	Games	Points	Avg.
1966-67	Ed Crisman	22	446	20.3
1967-68	Larry Aldridge	25	398	15.8
1968-69	Ed Crisman	23	447	19.4
1969-70	Larry Aldridge	24	391	16.3
1970-71	Fred Roh	26	493	19.0
1971-72	Fred Roh	26	600	23.1
1972-73	Fred Roh	26	720	27.7
1973-74	Donnie Myles	29	516	17.7
1974-75	Sid Bruinsma	30	343	11.4
	Joe Franges	30	343	11.4
1975-76	Paul Peterman	28	462	16.5
1976-77	Paul Peterman	34	770	22.6
1977-78	Paul Peterman	29	612	21.1
1978-79	Chris Raven	30	503	16.7
1979-80	Mark Cheklich	28	456	16.2
1980-81	Jim Olesnavage	28	447	15.9
1981-82	Ricky Jones	27	338	12.1
1982-83	Randy Parlor	27	357	13.2
1983-84	Randy Parlor	28	446	15.9
1984-85	Ron Polus	29	514	17.7
1985-86	Robert Allen	28	434	15.5
1986-87	Mike Davis	28	404	14.4
1987-88	Ed Finch	28	523	18.7
1988-89	Ed Finch	28	538	19.2
1989-90	Todd Jenks	28	428	15.3
1990-91	Todd Jenks	31	421	13.6
1991-92	Charlie Mandt	30	539	18.0
1992-93	Brent Wichlacz	26	531	20.4
1993-94	Nate Verbeek	26	427	16.4
1994-95	Nate Verbeek	26	399	15.3
1995-96	Nate Verbeek	26	415	16.0
1996-97	Joe Modderman	29	703	24.2
1997-98	Ennis Young	25	431	17.2
1998-99	Ennis Young	27	542	20.1
1999-00	John Flynn	28	639	22.8
2000-01	John Flynn	30	544	18.1
2001-02	John Flynn	28	673	24.0
2002-03	Jason Bauer	25	350	14.0
2003-04	Marcus Wallace	26	446	17.2
2004-05	Callistus Eziukwu	28	384	13.7
2005-06	Jason Jamerson	31	416	13.4
2006-07	Jason Jamerson	34	457	13.4
2007-08	Callistus Eziukwu	37	582	15.7
2008-09	Pete Trammell	31	418	13.5
2009-10	Justin Ringler	31	416	13.4
2010-11	Justin Ringler	27	387	14.3
2011-12	James Thomas	27	391	14.5
2012-13	Tyrone Lee	26	263	10.1
2013-14	Ryan Sabin	27	383	14.2

REBOUNDING

Year	Name	Games	Rebs	Avg.
1966-67	Ed Crisman	22	271	12.3
1967-68	Dan Poole	25	357	14.3
1968-69	Dan Poole	23	347	15.1
1969-70	Dan Poole	24	306	12.8
1970-71	Bob Hurd	23	275	11.9
1971-72	Ben Johnson	27	308	11.4
1972-73	Jeff Lende	26	244	9.3
1973-74	Kimm Griffin	28	231	8.2
1974-75	Sid Bruinsma	30	261	8.7
	Sid Bruinsma	28	224	8.0
1975-76	Sid Bruinsma	34	423	12.4
1976-77	Paul Peterman	29	236	8.1
1977-78	Mark Cheklich	30	266	8.8
1978-79	Mark Cheklich	28	213	7.6
1979-80	John Kendzicky	28	180	6.4
1980-81	John Kendzicky	27	185	6.9
1981-82	John Kendzicky	27	201	7.4
1982-83	John Kendzicky	27	217	8.0
1983-84	John Kendzicky	27	217	8.0
1984-85	Ron Polus	29	269	9.3
1985-86	Robert Allen	28	240	8.6
1986-87	Kevin Dungey	27	247	9.5
1987-88	Terry Smith	26	187	6.9
1988-89	Terry Smith	28	220	7.9
1989-90	Todd Jenks	28	169	6.0
1990-91	Brent Wichlacz	26	191	7.3
1991-92	Charlie Mandt	30	201	6.7
1992-93	Brent Wichlacz	26	191	7.3
1993-94	Nate Verbeek	26	160	6.2
1994-95	Scott Hunter	26	181	7.0
1995-96	Luke Fedio	26	159	6.1
1996-97	Joe Modderman	29	235	8.1
1997-98	Ennis Young	25	198	7.9
1998-99	Ennis Young	27	266	9.9
1999-00	Jason Bauer	27	243	9.0
2000-01	Jason Bauer	30	267	8.9
2001-02	Jason Bauer	27	259	9.6
2002-03	Jason Bauer	25	227	9.1
2003-04	Marcus Wallace	26	138	5.3
2004-05	Callistus Eziukwu	28	226	8.1
2005-06	Callistus Eziukwu	31	201	6.5
2006-07	Mike Hall	33	188	5.7
2007-08	Callistus Eziukwu	37	324	8.8
2008-09	Justin Ringler	31	179	5.8
2009-10	Justin Ringler	31	214	6.9
2010-11	Justin Ringler	27	164	6.1
2011-12	James Thomas	27	172	6.4
2012-13	Tyrone Lee	26	153	5.9
2013-14	Chaz Rollins	27	158	5.9

TEAM AWARDS

Year	MVP	Offensive Player of the Year	Defensive Player of the Year
2004-05	Callistus Eziukwu	Callistus Eziukwu	Callistus Eziukwu & Jerry Wallace
2005-06	Courtney James	Jason Jamerson	Callistus Eziukwu & Kyle Carhart
2006-07	Mike Hall	Jason Jamerson	Kyle Carhart
2007-08	Callistus Eziukwu	Callistus Eziukwu	L.J. Kilgore
2008-09	Pete Trammell	Pete Trammell	Alvin Storrs
2009-10	Justin Ringler	Justin Ringler	Alvin Storrs
2010-11	Justin Ringler	Justin Ringler	Alvin Storrs
2011-12	James Thomas	James Thomas	Tyrone Lee
2012-13	Tyrone Lee & Ryan Sabin	Breland Hogan, Tyrone Lee & Ryan Sabin	Tyrone Lee
2013-14	Rob Woodson	Ryan Sabin	Rob Woodson

1. John Flynn 2,220

Year	GP	FG	FGA	Pct.	3M	3A	Pct.	FT	FTA	Pct.	Pts	PPG
98-99	27	126	262	.481	34	91	.374	78	109	.716	364	13.5
99-00	28	230	442	.520	34	110	.309	145	191	.759	639	12.8
00-01	30	193	336	.574	45	91	.495	113	145	.779	544	18.1
01-02	28	237	459	.516	34	101	.337	165	203	.813	673	24.0
Totals	113	789	1499	.526	147	393	.374	501	648	.773	2220	19.6




9. Charlie Mandt 1,448

Year	GP	FG	FGA	Pct.	3M	3A	Pct.	FT	FTA	Pct.	Pts	PPG
88-89	28	69	132	.523	0	0	.000	30	45	.667	168	6.0
89-90	28	143	281	.509	0	0	.000	49	85	.576	335	12.0
90-91	31	167	315	.530	0	0	.000	72	124	.581	406	13.1
91-92	30	225	394	.571	0	0	.000	89	122	.730	539	18.0
Totals	117	604	1122	.538	0	0	.000	240	376	.638	1448	12.4




2. Fred Roh 2,038

Year	GP	FG	FGA	Pct.	3M	3A	Pct.	FT	FTA	Pct.	Pts	PPG
69-70	15	86	190	.453	0	0	.000	53	84	.631	225	15.0
70-71	26	206	416	.495	0	0	.000	81	113	.717	493	19.0
71-72	26	240	396	.606	0	0	.000	120	164	.732	600	23.1
72-73	26	302	516	.585	0	0	.000	116	152	.769	720	27.7
Totals	93	834	1518	.549	0	0	.000	370	513	.721	2038	21.9




10. Brent Wichlacz 1,437

Year	GP	FG	FGA	Pct.	3M	3A	Pct.	FT	FTA	Pct.	Pts	PPG
89-90	28	67	141	.475	19	46	.413	25	32	.781	178	6.4
90-91	31	126	276	.457	51	112	.455	46	65	.708	349	11.3
91-92	28	137	296	.463	47	129	.364	58	76	.763	379	13.5
92-93	26	191	417	.458	52	143	.364	97	131	.740	531	20.4
Totals	113	521	1130	.461	169	430	.393	226	304	.743	1437	12.7




3. Paul Peterman 2,031

Year	GP	FG	FGA	Pct.	3M	3A	Pct.	FT	FTA	Pct.	Pts	PPG
74-75	24	74	127	.583	0	0	.000	39	65	.600	187	7.8
75-76	28	179	334	.536	0	0	.000	104	144	.722	462	16.5
76-77	34	291	518	.561	0	0	.000	188	243	.773	770	22.6
77-78	29	225	395	.569	0	0	.000	162	210	.771	612	21.1
Totals	115	769	1374	.560	0	0	.000	493	662	.745	2031	17.7



11. Dan Poole 1,431

Year	GP	FG	FGA	Pct.	3M	3A	Pct.	FT	FTA	Pct.	Pts	PPG
67-68	25	137	373	.368	0	0	.000	74	132	.560	348	13.8
68-69	23	138	323	.427	0	0	.000	51	88	.579	327	14.2
69-70	24	124	289	.429	0	0	.000	52	85	.612	300	12.5
70-71	26	194	396	.490	0	0	.000	68	120	.567	456	17.5
Totals	98	593	1381	.429	0	0	.000	245	425	.576	1431	14.6




4. Jason Jamerson 1,713

Year	GP	FG	FGA	Pct.	3M	3A	Pct.	FT	FTA	Pct.	Pts	PPG
04-05	28	111	257	.432	55	131	.420	24	42	.571	301	10.8
05-06	31	152	344	.442	77	191	.403	35	57	.614	416	13.4
06-07	34	161	366	.452	77	200	.385	58	75	.773	457	13.4
07-08	37	189	396	.477	94	213	.441	67	91	.736	539	14.6
Totals	130	613	1363	.450	303	735	.412	184	265	.694	1713	13.2



12. Nate Verbeek 1,394

Year	GP	FG	FGA	Pct.	3M	3A	Pct.	FT	FTA	Pct.	Pts	PPG
92-93	25	59	120	.492	0	11	.000	35	55	.636	153	6.1
93-94	26	168	349	.481	13	41	.317	78	119	.655	427	16.4
94-95	26	147	332	.443	23	67	.343	82	119	.689	399	15.3
95-96	26	156	342	.456	11	51	.216	92	130	.708	415	16.0
Totals	103	530	1143	.464	47	176	.301	287	423	.678	1394	13.5




5. Callistus Eziukwu 1,681

Year	GP	FG	FGA	Pct.	3M	3A	Pct.	FT	FTA	Pct.	Pts	PPG
04-05	28	157	213	.737	0	0	.000	70	119	.588	384	13.4
05-06	31	161	263	.612	1	2	.500	82	124	.661	405	13.1
06-07	24	124	199	.623	0	0	.000	62	108	.574	310	12.9
07-08	37	239	383	.624	0	3	.000	104	221	.574	310	12.9
Totals	120	681	1058	.644	1	5	.200	318	572	.556	1681	14.0




13. Larry Aldridge 1,389

Year	GP	FG	FGA	Pct.	3M	3A	Pct.	FT	FTA	Pct.	Pts	PPG
66-67	22	-	-	-	-	-	-	-	-	-	322	14.6
67-68	25	167	409	.408	0	0	.000	64	93	.688	398	15.8
68-69	24	120	324	.371	0	0	.000	38	57	.667	278	11.6
69-70	24	183	396	.462	0	0	.000	25	41	.610	391	16.3
Totals	95	470	1129	.416	0	0	.000	127	191	.665	1389	14.6



6. Randy Parlor 1,542

Year	GP	FG	FGA	Pct.	3M	3A	Pct.	FT	FTA	Pct.	Pts	PPG
82-83	28	153	353	.433	0	0	.000	59	84	.702	365	13.1
83-84	28	198	443	.447	0	0	.000	50	72	.694	446	15.9
84-85	29	197	460	.428	0	0	.000	82	132	.621	476	16.4
85-86	15	103	216	.477	0	0	.000	49	80	.613	255	17.0
Totals	100	651	1472	.442	0	0	.000	240	368	.652	1542	15.4




14. Todd Jenks 1,381

Year	GP	FG	FGA	Pct.	3M	3A	Pct.	FT	FTA	Pct.	Pts	PPG
87-88	28	78	150	.520	2	2	1.000	43	50	.860	201	7.2
88-89	28	130	264	.492	0	2	.000	71	90	.789	331	11.8
89-90	28	180	371	.485	2	11	.182	66	75	.880	428	15.3
90-91	31	159	304	.523	16	41	.390	87	101	.861	421	13.6
Totals	115	547	1089	.502	20	56	.357	267	316	.844	1381	12.0



7. Justin Ringler 1,488

Year	GP	FG	FGA	Pct.	3M	3A	Pct.	FT	FTA	Pct.	Pts	PPG
07-08	37	95	182	.522	17	45	.378	99	126	.786	306	8.3
08-09	31	138	277	.498	7	43	.163	96	135	.711	379	12.2
09-10	31	135	305	.443	15	48	.313	131	174	.753	416	13.4
10-11	27	135	281	.480	16	51	.314	101	147	.687	387	14.3
Totals	126	503	1045	.481	55	187	.294	427	582	.734	1488	11.8




15. Jason Bauer 1,333

Year	GP	FG	FGA	Pct.	3M	3A	Pct.	FT	FTA	Pct.	Pts	PPG
99-00	27	92	191	.482	1	3	.333	44	76	.579	229	8.5
00-01	30	140	264	.530	2	3	.667	53	81	.654	335	11.2
01-02	27	140	305	.459	11	24</						

17. Kent Wiersma

1,304


Year	GP	FG	FGA	Pct.	3M	3A	Pct.	FT	FTA	Pct.	Pts	PPG
85-86	18	15	52	.288	0	0	.000	16	26	.615	46	2.6
86-87	28	131	298	.440	67	139	.482	64	93	.682	393	14.0
87-88	28	122	276	.442	63	139	.453	73	95	.768	380	13.6
88-89	28	144	269	.535	55	119	.462	142	180	.789	485	17.3
Totals	102	412	895	.460	185	397	.466	295	394	.749	1304	12.8



25. Bob Conser

1,157

Year	GP	FG	FGA	Pct.	3M	3A	Pct.	FT	FTA	Pct.	Pts	PPG
68-69	20	25	55	.454	0	0	.000	32	44	.727	82	4.1
69-70	24	68	161	.422	0	0	.000	83	113	.734	219	9.1
70-71	26	161	307	.524	0	0	.000	144	174	.828	466	17.9
71-72	27	144	282	.511	0	0	.000	102	135	.756	390	14.4
Totals	97	398	805	.494	0	0	.000	361	466	.775	1157	11.9



18. Ron Polus

1,300

Year	GP	FG	FGA	Pct.	3M	3A	Pct.	FT	FTA	Pct.	Pts	PPG
81-82	27	135	268	.486	0	0	.000	47	85	.553	317	11.7
82-83	28	90	164	.549	0	0	.000	19	42	.452	199	7.1
83-84	28	102	212	.481	0	0	.000	66	106	.623	270	9.6
84-85	29	217	350	.620	0	0	.000	80	149	.537	514	17.7
Totals	112	544	994	.547	0	0	.000	212	382	.555	1300	11.6



26. Donnie Myles


1,153

Year	GP	FG	FGA	Pct.	3M	3A	Pct.	FT	FTA	Pct.	Pts	PPG
72-73	3	2	9	.222	0	0	.000	0	0	.000	4	1.3
73-74	29	237	505	.469	0	0	.000	42	64	.656	516	17.7
74-75	19	101	233	.430	0	0	.000	46	57	.810	248	13.1
75-76	28	166	360	.461	0	0	.000	53	63	.841	385	13.8
Totals	79	506	1107	.457	0	0	.000	141	184	.766	1153	14.6

19. Chris Raven

1,268

Year	GP	FG	FGA	Pct.	3M	3A	Pct.	FT	FTA	Pct.	Pts	PPG
75-76	19	26	68	.382	0	0	.000	28	35	.800	80	4.2
76-77	32	147	287	.512	0	0	.000	76	90	.844	370	11.5
77-78	28	139	288	.482	0	0	.000	37	57	.649	315	11.2
78-79	30	213	407	.523	0	0	.000	77	86	.895	503	16.7
Totals	109	525	1050	.500	0	0	.000	218	268	.813	1268	11.6



27. Mike Hall

1,149


Year	GP	FG	FGA	Pct.	3M	3A	Pct.	FT	FTA	Pct.	Pts	PPG
03-04	27	100	185	.541	6	17	.353	100	148	.676	306	11.3
04-05	28	83	166	.500	3	16	.188	67	99	.677	236	8.4
05-06	30	81	174	.466	7	25	.280	57	83	.687	226	7.5
06-07	33	128	271	.472	17	49	.354	108	165	.655	391	11.5
Totals	118	392	796	.493	33	107	.310	332	495	.668	1149	9.8



20. Courtney James

1,224

Year	GP	FG	FGA	Pct.	3M	3A	Pct.	FT	FTA	Pct.	Pts	PPG
02-03	27	89	226	.394	37	101	.366	95	122	.779	310	11.5
03-04	27	105	234	.449	36	108	.333	89	118	.754	335	12.4
04-05	28	89	207	.430	17	54	.315	60	74	.811	255	9.1
05-06	31	112	245	.457	41	107	.383	59	70	.843	324	10.5
Totals	113	395	912	.433	131	370	.354	303	384	.789	1224	10.8



28. Ed Crisman


1,112

Year	GP	FG	FGA	Pct.	3M	3A	Pct.	FT	FTA	Pct.	Pts	PPG
66-67	22	-	-	-	-	-	-	-	-	-	-	-
67-68	18	87	222	.392	0	0	.000	45	91	.495	219	12.2
68-69	23	178	266	.487	0	0	.000	91	118	.771	447	19.4
Totals	63	265	488	.543	0	0	.000	136	209	.650	1112	17.7

21. John Kendzicky

1,214


Year	GP	FG	FGA	Pct.	3M	3A	Pct.	FT	FTA	Pct.	Pts	PPG
80-81	28	117	202	.579	0	0	.000	52	80	.650	286	10.2
81-82	27	116	273	.425	0	0	.000	57	84	.679	289	10.7
82-83	28	130	245	.531	0	0	.000	56	95	.589	316	11.3
83-84	27	136	256	.531	0	0	.000	51	83	.614	323	12.0
Totals	110	499	976	.511	0	0	.000	216	342	.632	1214	11.0



29. Mike Davis

1,097


Year	GP	FG	FGA	Pct.	3M	3A	Pct.	FT	FTA	Pct.	Pts	PPG
84-85	14	9	14	.643	0	0	.000	1	5	.200	19	1.4
85-86	28	85	170	.500	0	0	.000	50	78	.641	220	7.9
86-87	28	164	301	.545	9	22	.409	67	100	.670	404	14.4
87-88	28	178	309	.576	3	11	.273	95	131	.725	454	16.2
Totals	98	436	794	.549	12	33	.364	213	314	.678	1097	11.2



22. Pete Trammell

1,209

Year	GP	FG	FGA	Pct.	3M	3A	Pct.	FT	FTA	Pct.	Pts	PPG
05-06	29	74	163	.454	30	71	.423	31	40	.775	209	7.2
06-07	34	68	167	.407	18	63	.286	49	58	.845	203	6.0
07-08	37	123	250	.492	51	119	.429	82	109	.752	379	10.2
08-09	31	128	278	.460	49	127	.386	113	147	.769	418	13.5
Totals	131	393	858	.458	148	380	.390	275	354	.777	1209	9.2



30. Kevin Dungey

1,081

Year	GP	FG	FGA	Pct.	3M	3A	Pct.	FT	FTA	Pct.	Pts	PPG
83-84	28	51	100	.510	0	0	.000	33	60	.550	135	4.8
84-85	29	79	167	.473	0	0	.000	46	71	.648	204	7.0
85-86	28	154	263	.586	0	0	.000	85	158	.538	393	14.0
86-87	27	133	239	.556	0	0	.000	83	128	.648	349	12.9
Totals	112	417	769	.542	0	0	.000	247	417	.592	1081	9.7

23. Ennis Young

1,192

Year	GP	FG	FGA	Pct.	3M	3A	Pct.	FT	FTA	Pct.	Pts	PPG
96-97	22	85	149	.570	1	1	1.000	48	82	.585	219	10.0
97-98	25	163	279	.584	0	1	.000	105	181	.580	431	17.2
98-99	27	197	336	.586	0	1	.000	148	232	.638	542	20.1
Totals	74	445	764	.582	1	3	.333	301	495	.608	1192	16.1




31. Ed Finch

1,061

Year	GP	FG	FGA	Pct.	3M	3A	Pct.	FT	FTA	Pct.	Pts	PPG
87-88	28	189	378	.500	92	1						

900 REBOUND CLUB



1. Dan Poole 1,270

Year	GP	FG	FGA	Pct.	FT	FTA	Pct.	Pts	PPG	Reb	Avg.
67-68	25	137	373	.368	74	132	.560	348	13.8	357	14.3
68-69	23	138	323	.427	51	88	.579	327	14.2	347	15.1
69-70	24	124	289	.429	52	85	.612	300	12.5	306	12.8
70-71	26	194	396	.490	68	120	.567	456	17.5	260	10.0
Totals	98	592	1381	.429	245	425	.576	1431	14.6	1270	13.0

2. Sid Bruinsma 1,117

Year	GP	FG	FGA	Pct.	FT	FTA	Pct.	Pts	PPG	Reb	Avg.
73-74	29	87	208	.418	35	60	.583	209	7.2	209	7.2
74-75	30	142	289	.490	59	74	.800	343	11.4	261	8.7
75-76	28	148	285	.519	55	70	.786	351	12.5	224	8.0
76-77	34	244	474	.514	96	136	.705	584	17.1	423	12.4
Totals	121	621	1256	.494	245	340	.721	1487	12.3	1117	9.2

3. Jason Bauer 1,021

Year	GP	FG	FGA	Pct.	FT	FTA	Pct.	Pts	PPG	Reb	Avg.
99-00	27	92	191	.482	44	76	.579	229	8.5	243	9.0
00-01	30	140	264	.530	53	81	.654	335	11.2	267	8.9
01-02	27	140	305	.459	83	109	.761	374	13.9	259	9.6
02-03	28	143	342	.418	97	124	.782	395	14.1	252	9.0
Totals	112	515	1102	.467	277	390	.710	1333	11.9	1021	9.1

4. Fred Roh 930

Year	GP	FG	FGA	Pct.	FT	FTA	Pct.	Pts	PPG	Reb	Avg.
69-70	15	86	190	.453	53	84	.631	225	15.0	172	11.5
70-71	26	206	416	.495	81	113	.717	493	19.0	270	10.4
71-72	26	240	396	.606	120	164	.732	600	23.1	278	10.7
72-73	26	302	516	.585	116	152	.769	720	27.7	210	8.1
Totals	93	834	1518	.549	370	513	.721	2038	21.9	930	10.0

5. Callistus Eziukwu 924

Year	GP	FG	FGA	Pct.	FT	FTA	Pct.	Pts	PPG	Reb	Avg.
04-05	28	157	213	.737	70	119	.588	384	13.7	226	8.1
05-06	31	161	263	.612	82	124	.661	405	13.1	201	6.5
06-07	24	124	199	.623	62	108	.574	310	12.9	173	7.2
07-08	37	239	383	.624	104	221	.471	582	15.7	324	8.8
Totals	120	681	1058	.644	318	572	.556	1681	14.0	924	7.7

100 BLOCK CLUB

1. Callistus Eziukwu 329

Year	GP	FG	FGA	Pct.	FT	FTA	Pct.	Pts	PPG	BK	BPG
04-05	28	157	213	.737	70	119	.588	384	13.7	114	4.1
05-06	31	161	263	.612	82	124	.661	405	13.1	74	2.4
06-07	24	124	199	.623	62	108	.574	310	12.9	52	2.2
07-08	37	239	383	.624	104	221	.471	582	15.7	89	2.4
Totals	120	681	1058	.644	318	572	.556	1681	14.0	329	2.7


2. Ron Polus 197

Year	GP	FG	FGA	Pct.	FT	FTA	Pct.	Pts	PPG	BK	BPG
81-82	27	135	268	.486	47	85	.553	317	11.7	68	2.5
82-83	28	90	164	.549	19	42	.452	199	7.1	36	1.3
83-84	28	102	212	.481	66	106	.623	270	9.6	41	1.5
84-85	29	217	350	.620	80	149	.537	514	17.7	52	1.8
Totals	112	544	994	.547	212	382	.555	1300	11.6	197	1.8

3. Charlie Mandt 163

Year	GP	FG	FGA	Pct.	FT	FTA	Pct.	Pts	PPG	BK	BPG
88-89	28	69	132	.523	30	45	.667	168	6.0	12	0.4
89-90	28	143	281	.509	49	85	.576	335	12.0	53	1.9
90-91	31	167	315	.530	72	124	.581	406	13.1	45	1.5
91-92	30	225	394	.571	89	122	.730	539	18.0	53	1.8
Totals	117	604	1122	.538	240	376	.638	1448	12.4	163	1.4

400 ASSIST CLUB



1. Mike Davis 641

Year	GP	FG	FGA	Pct.	FT	FTA	Pct.	Pts	PPG	A	APG
84-85	14	9	14	.643	1	5	.200	19	1.4	11	7.9
85-86	28	85	170	.500	50	78	.641	220	7.9	154	5.5
86-87	28	164	301	.545	67	100	.670	404	14.4	234	8.4
87-88	28	178	309	.576	95	131	.725	454	16.2	242	8.6
Totals	98	436	794	.549	213	314	.678	1097	11.2	641	6.5

2. Jason Devine 545

Year	GP	FG	FGA	Pct.	FT	FTA	Pct.	Pts	PPG	A	APG
88-89	27	32	85	.376	19	26	.731	89	3.3	99	3.7
89-90	28	46	111	.414	29	42	.690	129	4.6	126	4.5
90-91	29	74	160	.463	38	49	.776	202	7.0	152	5.2
91-92	31	95	229	.415	33	50	.660	268	8.6	168	5.4
Totals	115	247	585	.422	119	167	.713	688	6.0	545	4.7

3. Jason Boucher 514

Year	GP	FG	FGA	Pct.	FT	FTA	Pct.	Pts	PPG	A	APG
98-99	27	44	119	.370	55	75	.733	150	5.6	94	3.5
99-00	21	49	120	.408	39	48	.812	165	7.9	95	4.5
00-01	30	99	205	.483	82	97	.845	330	11.0	176	5.9
01-02	28	72	178	.404	59	72	.819	240	8.6	149	5.3
Totals	106	264	622	.424	235	292	.805	885	8.3	514	4.8

4. Courtney James 470

Year	GP	FG	FGA	Pct.	FT	FTA	Pct.	Pts	PPG	A	APG
02-03	27	89	226	.394	95	122	.779	310	11.5	96	3.6
03-04	27	105	234	.449	89	118	.754	335	12.4	118	4.4
04-05	28	89	207	.430	60	74	.811	255	9.1	111	4.0
05-06	31	112	245	.457	59	70	.843	324	10.5	145	4.7
Totals	113	395	912	.433	303	384	.789	1224	10.8	470	4.2

5. Randy Parlor 405

Year	GP	FG	FGA	Pct.	FT	FTA	Pct.	Pts	PPG	A	APG
82-83	28	153	353	.433	59	84	.702	365	13.1	94	3.4
83-84	28	198	443	.447	50	72	.694	446	15.9	154	5.5
84-85	29	197	460	.428	82	132	.621	476	16.4	97	3.3
85-86	15	103	216	.477	49	80	.613	255	17.0	60	4.0
Totals	100	651	1472	.442	240	368	.652	1542	15.4	405	4.1

200 STEAL CLUB

1. Jason Boucher 242

Year	GP	FG	FGA	Pct.	FT	FTA	Pct.	Pts	PPG	S	SPG
98-99	27	44	119	.370	55	75	.733	150	5.6	48	1.8
99-00	21	49	120	.408	39	48	.812	165	7.9	46	2.2
00-01	30	99	205	.483	82	97	.845	330	11.0	80	2.7
01-02	28	72	178	.404	59	72	.819	240	8.6	68	2.4
Totals	106	264	622	.424	235	292	.805	885	8.3	242	2.2

2. Mike Davis 217

Year	GP	FG	FGA	Pct.	FT	FTA	Pct.	Pts	PPG	S	SPG
84-85	14	9	14	.643	1	5	.200	19	1.4	3	0.2
85-86	28	85	170	.500	50	78	.641	220	7.9	65	2.3
86-87	28	164	301	.545	67	100	.670	404	14.4	73	2.6
87-88	28	178	309	.576	95	131	.725	454	16.2	76	2.7
Totals	98	436	794	.549	213	314	.678	1097	11.2	217	2.2

3. Jason Devine 214

Year	GP	FG	FGA	Pct.	FT	FTA	Pct.	Pts	PPG	S	SPG
88-89	27	32	85	.376	19	26	.731	89	3.3</		

ALL-AMERICANS

Mark Cheklich (1977-80)

CoSIDA Academic, 1978-79
CoSIDA Academic, 1979-80

Callistus Eziukwu (2005-08)

Division II Bulletin First Team, 2007-08
NABC First Team, 2007-08
Basketball Times First Team, 2007-08
Daktronics Second Team, 2007-08

Jason Jamerson (2005-08)

Division II Bulletin First Team, 2007-08

Charlie Mandt (1989-90)

NCAA Division II Honorable Mention, 1991-92

Joe Modderman (1996-97)

Division II Bulletin First Team, 1996-97
Basketball Gazette, First Team, 1996-97

Paul Peterman (1975-78)

NAIA Second Team, 1976-77
Street & Smith's, 1976-77
NAIA First Team, 1977-78

Ron Polus (1982-85)

NCAA Division II Honorable Mention, 1984-85

Mark Principe (1977-80)

CoSIDA Academic Division II, 1978-79
CoSIDA Academic Division II, 1979-80

Chris Raven (1976-79)

NAIA Second Team, 1978-79

Fred Roh (1970-73)

NAIA Honorable Mention, 1972-73

Brent Wichlacz (1990-93)

Basketball Gazette, 1992-93
NCAA Division II Honorable Mention, 1992-93

***POSTSEASON TOURNAMENT
APPEARANCES***

NCAA Division II

National Tournament

1984-85, 1990-91, 1991-92, 1996-97, 2000-01
2005-06, 2006-07, 2007-08, 2008-09, 2009-10

NCAA Division II

Elite Eight

2006-07, 2007-08

GLIAC North Division Champions

1996-97, 2000-01, 2005-06
2006-07, 2007-08, 2009-10

GLIAC Regular Season Champions

1974-75, 1975-76, 1976-77
1978-79, 1990-91, 1996-97
2005-06, 2006-07, 2007-08

GLIAC Tournament Champions

1990-91, 1991-92, 1996-97
2000-01, 2005-06, 2007-08

NAIA National Tournament

1973-74, 1976-77, 1978-79

NAIA District 23 Tournament

1972-73, 1973-74, 1974-75
1975-76, 1976-77, 1977-78
1978-79, 1979-80, 1980-81

ALL-GLIAC HONOREES

PLAYER OF THE YEAR

Charlie Mandt, 1991-92
Joe Modderman, 1996-97
Callistus Eziukwu, 2007-08

FIRST TEAM

Fred Roh, 1972-73
Kimm Griffin, 1973-74
Donnie Myles, 1973-74
Sid Bruinsma, 1974-75
Kimm Griffin, 1974-75
Sid Bruinsma, 1975-76
Paul Peterman, 1975-76
Sid Bruinsma, 1976-77
Paul Peterman, 1976-77
Paul Peterman, 1977-78
Mark Cheklich, 1978-79
Chris Raven, 1978-79
Frank Rourke, 1978-79
Mark Cheklich, 1979-80
Jim Olesnavage, 1980-81
Ricky Jones, 1982-83
John Kendzicky, 1983-84
Randy Parlor, 1983-84
Randy Parlor, 1984-85
Ron Polus, 1984-85
Robert Allen, 1985-86
Kevin Dungey, 1985-86
Mike Davis, 1986-87
Mike Davis, 1987-88
Kent Wiersma, 1988-89
Todd Jenks, 1990-91
Brent Wichlacz, 1990-91
Charlie Mandt, 1991-92
Brent Wichlacz, 1992-93
Joe Modderman, 1996-97
John Flynn, 1999-00
John Flynn, 2000-01
John Flynn, 2001-02
Callistus Eziukwu, 2004-05
Callistus Eziukwu, 2005-06
Courtney James, 2005-06
Callistus Eziukwu, 2006-07
Jason Jamerson, 2006-07
Callistus Eziukwu, 2007-08
Jason Jamerson, 2007-08
Pete Trammell, 2007-08
Pete Trammell, 2008-09
Justin Ringler, 2009-10
Justin Ringler, 2010-11
James Thomas, 2011-12
Ryan Sabin, 2013-14

COACH OF THE YEAR

Tom Villemure, 1976-77
Tom Villemure, 1978-79
Tom Villemure, 1990-91
Ric Wesley, 2007-08

SECOND TEAM

Tony Smith, 1973-74
Chris Raven, 1974-75
Ed Finch, 1988-89
Todd Jenks, 1989-90
Steve Harvey, 1990-91
Donte Smith, 1999-00
Jason Bauer, 2001-02
Jason Bauer, 2002-03
Eric Chess, 2003-04
Jason Jamerson, 2005-06
Mike Hall, 2006-07
LJ Kilgore, 2007-08
Justin Ringler, 2008-09
James Thomas, 2010-11
Breland Hogan, 2012-13
Ryan Sabin, 2012-13
Rob Woodson, 2013-14

HONORABLE MENTION

Rick Chickowski, 1974-75
Donnie Myles, 1975-76
Tony Smith, 1975-76
George Fuller, 1976-77
Ricky Jones, 1981-82
John Kendzicky, 1982-83
Robert Allen, 1984-85
Randy Parlor, 1985-86
Kevin Dungey, 1986-87
Kent Wiersma, 1986-87
Terry Smith, 1987-88
Kent Wiersma, 1987-88
Jason Devine, 1990-91
Charlie Mandt, 1990-91
Joe Schuitema, 1992-93
Nate Verbeek, 1993-94
Nate Verbeek, 1995-96

FRESHMAN OF THE YEAR

John Flynn, 1998-99
Callistus Eziukwu, 2004-05

ALL-DEFENSIVE TEAM

Tim Garner, 1978-79
John Harrington, 1979-80
Todd Brower, 1981-82
Todd Brower, 1982-83
Todd Brower, 1983-84
Glenn Piche, 1984-85
Mike Davis, 1986-87
Mike Davis, 1987-88
Terry Smith, 1988-89
Rob Gurney, 1989-90
Jason Devine, 1990-91
Jeremy Fife, 1996-97
Jeremy Fife, 1997-98
Micah Bell, 1999-00
Micah Bell, 2000-01
Dave Crosson, 2001-02
Courtney James, 2003-04
Callistus Eziukwu, 2004-05
Callistus Eziukwu, 2005-06
Courtney James, 2005-06
Kyle Carhart, 2006-07
Callistus Eziukwu, 2006-07
Callistus Eziukwu, 2007-08
LJ Kilgore, 2007-08
Pete Trammell, 2007-08
Justin Ringler, 2008-09
Pete Trammell, 2008-09
Justin Ringler, 2009-10
Nick West, 2009-10
Justin Ringler, 2010-11
Alvin Storrs, 2010-11
Tyrone Lee, 2011-12
Tyrone Lee, 2012-13
Ryan Sabin, 2012-13

Missing award winners from:
1993-94 / 1994-95 / 1998-99

SERIES RECORDS

OPPONENT	WON	LOST	OPPONENT	WON	LOST	OPPONENT	WON	LOST
AAU Team Wildfire	1	0	Kentucky Wesleyan	1	2	St. Thomas	0	1
Adrian	3	2	Kuyper	1	0	Seton Hill	0	1
Albion	7	1	Lake Erie	6	0	Shaw	3	3
Alma	6	5	Lake Superior State	66	34	Siena Heights	1	2
Alma JV	1	0	Laurentia	1	0	SIU-Carbondale	0	2
Anderson	0	2	Lewis	6	8	SIU-Edwardsville	1	1
Aquinas	41	7	Lincoln	1	0	Southern Indiana	1	0
Aquinas JV	0	3	Lincoln Memorial	0	1	Southwest Baptist	0	1
Ashland	18	11	Lock Haven	2	0	Southwestern	1	0
Assumption	1	0	Lowell	1	0	Spring Arbor	16	7
Aurora	1	0	Madonna	1	0	Stonehill	1	0
Ball State	0	3	Malone	4	0	Swedish Club Planja	1	0
Barton	0	1	Manchester	1	0	Taylor	1	0
Bellarmino	1	2	Marygrove	5	0	Tennessee-Martin	1	0
Benedictine	0	3	Mercyhurst	11	5	Texas Southern	0	1
Bethel	0	1	Michigan Christian	1	0	Tiffin	10	1
Cal Poly-Sans Luis Obispo	1	0	Michigan-Dearborn	7	0	Toledo	0	1
Calvin College	12	13	Michigan Tech	41	31	Tri-State	3	4
Calvin JV	1	3	Michigan Tech (Soo)	0	1	Union (Ky.)	0	1
Cedarville	2	1	Midwestern	1	0	Union (Tenn.)	1	0
Central Michigan	1	7	Midwestern State	0	1	Upper Iowa	2	0
Central State	6	0	Milwaukee Tech	1	1	Wabash	1	0
Central Washington	1	0	Minnesota State-Mankato	1	2	Walsh	0	2
Cheyney	1	0	Minnesota-Morris	1	0	Washburn	0	1
Chicago State	1	0	Missouri-Rolla	0	2	Wayne State	45	31
Christian Brothers	1	0	Missouri Southern	1	1	West Florida	0	1
Clarion	1	0	Missouri-Kansas City	1	0	Westminster	1	1
Columbus State	1	0	Missouri-St. Louis	3	0	Western Michigan	2	5
Cornerstone	2	2	Montevallo	1	0	Windsor Basketball Club	1	0
Daemen	1	0	Mount Senario	1	0	Windsor	6	2
Davenport	3	0	Muskegon CC	4	0	Winona State	0	1
Detroit	1	4	New Mexico Highlands	0	1	Wisconsin-Eau Claire	0	1
Detroit Tech	1	0	Niles	3	0	Wisconsin-Green Bay	0	1
Eastern Michigan	1	6	North Dakota	2	0	Wisconsin-Milwaukee	3	1
Elmhurst	1	0	Northeastern Illinois	5	3	Wisconsin-Parkside	3	3
Evangel	1	1	Northern Michigan	45	30	Wisconsin-Stevens Point	1	0
Ferris State	50	52	Northern Kentucky	4	3	Totals	841	510
Ferris State JV	1	2	Northern State	1	0			(.623)
Findlay	11	16	Northwood	63	24			
Finlandia	3	0	Nova Southeastern	1	0			
Florida Southern	1	0	Oakland City	0	1			
Gannon	8	8	Oakland	36	27			
Geneva	0	1	Obras Argentina	1	0			
George Williams	3	0	Ohio Dominican	4	0			
Goshen	2	0	Ohio Northern	0	1			
Grace Bible	6	0	Olivet	4	2			
Grand Rapids Baptist	5	0	Olivet Nazarene	2	0			
Grand Rapids CC	2	2	Orchard Lake-St. Mary's	7	0			
Henderson State	0	1	Philander Smith	1	0			
Hillsdale	51	32	Poland Warszawa	1	0			
Hope	8	5	Purdue-Calumet	1	1			
Hope JV	2	2	Purdue-North Central	2	0			
Huntington	1	0	Quincy	3	2			
Illinois Teachers	1	0	Ripon College	1	0			
Indianapolis	5	2	Rochester College	12	0			
Ind./Purdue-Ft. Wayne	1	5	Rollins	1	0			
Ind./Purdue-Indianapolis	2	0	Saginaw Valley State	67	22			
John Carroll	0	1	St. Ambrose	0	1			
Judson	1	2	St. Cloud State	1	0			
Kalamazoo	7	5	St. John's	0	1			
Kellogg CC	0	4	St. Joseph's (Ind.)	11	10			
Kentucky State	1	1	St. Mary's	10	0			

MISCELLANEOUS

Top Seasons

Best Overall Record	36-1	2007-08
Best GLIAC Record	18-0	2007-08
Best NAIA Finish	4th	1976-77
Best NCAA Finish	5th	2006-07
	5th	2007-08

Top Streaks

Consecutive Wins		
Overall	42	2007-08
In the Dome	29	1970-73
In the Ford Fieldhouse	21	1978-80
In the GVSU Fieldhouse	38	2007-08
Consecutive Losses		
Overall	11	1993-94
In the GVSU Fieldhouse	7	1993-94

1966-67

Record: 7-15
Head Coach: Dave Sharphorn

N18	Lake Superior State	A	L	58-78
N19	Mich. Tech (Soo)	A	L	87-92
N22	Kellogg C.C.	A	L	84-96
D9	Aquinas	N	L	68-75
D10	Grand Rapids J.C.	N	L	74-79
D17	Purdue Calumet	A	W	83-75
D17	Illinois Teachers	N	W	75-70*
D29	Muskegon C.C.	A	W	96-87
D30	Lincoln	N	L	76-95
J3	Kellogg C.C.	H	L	68-71
J4	Grand Rapids J.C.	A	L	101-111
J10	Muskegon C.C.	A	W	90-78
J14	Spring Arbor	A	W	80-66
J17	Olivet	A	L	72-94
J20	Oakland	A	L	75-100
J24	Calvin J.V.	A	L	79-85
F2	Midwestern College	H	W	
F3	Benedictine	H	L	83-97
F11	Spring Arbor	H	L	94-99
F18	Hope J.V.	A	W	81-77
F25	Oakland	H	L	82-86
	Kalamazoo	A	L	47-66

1967-68

Record: 4-21
Head Coach: Dave Sharphorn

	Kellogg C.C.	L	66-67
	Alma	L	74-82*
	Calvin	L	61-89
	Hillsdale	L	66-94
	Spring Arbor	L	94-97
	Grand Rapids J.C.	W	89-88
	Kalamazoo	L	51-63
	St. Mary's	W	94-73
	Purdue Calumet	L	75-96
	Albion	L	66-77
	Olivet	L	84-87
	Adrian	L	72-87
	Milwaukee Tech	W	97-84
	Northeastern Illinois	L	58-84
	Benedictine	L	90-94*
	Lake Superior State	L	95-97
	Ferris State	L	62-77
	Oakland	L	76-94
	Hillsdale	L	81-87
	Ferris State	L	65-83
	Spring Arbor	L	67-90
	Alma	L	79-93
	Judson College	L	88-85
	Oakland	W	88-85
	Aquinas	L	72-80

1968-69

Record: 13-11
Head Coach: Dave Sharphorn

N30	Kalamazoo	A	W	70-63
D4	Calvin	A	L	83-93
D6	Grand Rapids J.C.	A	W	104-87
D7	Spring Arbor	A	W	77-70
D27	Alma	A	L	66-77
D28	Oakland	N	W	87-84
J3	Milwaukee Tech	H	L	77-79
J4	Adrian	H	W	85-59
J8	Ferris State	A	L	68-81
J10	Hillsdale	H	W	88-59
J14	Spring Arbor	A	W	97-91
J18	Aquinas	A	L	75-86
J25	Oakland	H	W	71-64
J29	Aquinas	A	W	68-63
J31	Northwood	A	L	79-98
F1	Lake Superior State	A	L	79-101
F5	Albion	A	W	96-88
F7	Spring Arbor	H	L	75-83
F12	Ferris State	H	W	80-75
F14	Benedictine	A	L	94-106
F15	Judson College	A	L	71-87
F19	Hillsdale	A	W	85-83
F21	Lake Superior State	H	W	84-68
F28	Oakland	A	L	74-90

1969-70

Record: 10-14
Head Coach: Dave Sharphorn

N22	Judson College	H	W	82-77
D1	Alma	H	W	93-92
D3	Kalamazoo	A	L	63-78
D5	Aquinas	A	L	80-96
D12	Wisconsin-Parkside	A	L	90-96
D13	Adrian	A	L	74-83
D26	Kalamazoo	A	L	66-74
D27	Manchester	N	W	77-70
J2	Purdue-N. Central	A	W	116-68
J7	Ferris State	H	L	75-89
J13	Spring Arbor	A	L	85-86
J16	Oakland	A	L	65-72
J23	Purdue-N. Central	H	W	102-70
J27	Kalamazoo	H	L	62-68
J29	Lake Superior State	A	L	99-100
J30	Alma	A	L	61-91
F3	Hillsdale	H	W	93-84
F6	Spring Arbor	H	W	90-88
F11	Ferris State	A	L	79-111
F13	Niles	H	W	116-84
F18	Aquinas	H	L	98-100
F19	Lake Superior State	H	W	83-82
F26	Hillsdale	A	L	85-105
F28	Oakland	H	W	103-90

1970-71

Record: 16-10
Head Coach: Dave Sharphorn

	Kalamazoo	H	W	67-61
	Alma	A	L	72-78
	Calvin	H	W	83-70
	Saginaw Valley	A	W	105-90
	Wright State	A	L	84-91
	Ashland	A	L	69-80
	St. Joseph's	A	L	72-102
	Wayne State	A	L	78-82
	Ferris State	A	L	81-82
	Northwood	H	W	105-86
	Hillsdale	A	L	82-84
	Oakland	A	W	85-83
	Lake Superior State	H	W	118-91
	Aquinas	H	W	95-93
	Albion	H	W	78-74
	Wisconsin-Parkside	H	W	101-82
	Kalamazoo	A	W	87-69
	Calvin	A	L	100-104
	Saginaw Valley St.	H	W	124-88
	Ferris State	H	W	101-98
	Niles	H	W	118-104
	Aquinas	A	L	76-93
	Adrian	H	W	90-77
	Lake Superior State	A	L	73-96
	Hillsdale	H	W	96-91
	Oakland	H	W	109-96

1971-72

Record: 17-10
Head Coach: Dave Sharphorn

	Kalamazoo	A	W	96-63
	Alma	H	W	107-95
	St. Joseph's	A	L	81-95
	Ashland	A	L	86-106
	Wayne State	A	W	101-77
	Hope	H	W	106-84
	Wright State	H	W	111-86
	Ferris State	H	W	104-101
	Aquinas	H	W	93-80
	St. Joseph's	H	L	89-107
	Oakland	H	L	95-109
	Niles	H	W	121-87
	Kalamazoo	H	W	89-75
	Oakland	H	W	120-94
	Hillsdale	H	L	89-100
	Saginaw Valley St.	H	W	125-95
	Albion	A	W	105-95
	Lake Superior State	H	L	70-92
	Alma	A	W	102-98
	Aquinas	A	W	94-90
	Mercyhurst	H	W	98-88*
	Ferris State	A	L	98-120
	Hillsdale	A	L	73-105

Wayne State	H	W	90-74
Saginaw Valley St.	A	W	103-87
Lake Superior State	A	L	82-95
Hillsdale	A	L	78-83

1972-73

Record: 20-6
Head Coach: Tom Villemure
NAIA District 23 Tournament

Ripon College	H	W	84-67
Aurora College	A	W	104-82
Alma	A	W	74-67
Laurentian	H	W	109-61
Northwood	A	W	84-75
St. Joseph's	A	W	79-78
Tri-State	N	L	102-105*
Adrian	N	W	97-74
Evangel	N	W	124-92
Wayne State	H	W	82-56
Saginaw Valley St.	A	W	98-80
Aquinas	H	W	84-59
Oakland	A	W	57-56
Alma	H	W	108-59
Lake Superior State	A	W	84-68
Ferris State	A	L	80-81
Shaw	N	W	93-80
Shaw	N	L	76-87
Aquinas	H	W	86-79
Northwood	H	W	107-76
Wayne State	A	W	71-70
Ashland	A	L	76-83*
Saginaw Valley St.	H	W	106-79
Lake Superior State	H	W	117-93
Ferris State	H	L	63-85
Hillsdale	A	L	79-80&

1973-74

Record: 23-6
Head Coach: Tom Villemure
NAIA District 23 Champions
NAIA National Tournament

Detroit Tech	H	W	95-59
Northwood	H	W	92-70
Ferris State	H	W	50-45
Aquinas	A	W	97-93*
Indiana-Purdue	N	W	92-63
Malone College	N	W	89-87*
Ferris State	N	W	96-83
Northeastern Illinois	H	L	90-91*
Wayne State	A	W	112-80
Lake Superior State	H	W	69-67
Oakland	A	W	94-69
Northwood	H	W	96-85
Ferris State	L		68-88
Saginaw Valley St.	W		116-65
Hillsdale	W		97-91
George Williams	W		95-91
Aquinas	W		93-78
Northwood	L		77-78
Wisconsin-Parkside	W		92-78
Saginaw Valley St.	W		76-67
Hillsdale	W		96-71
Northern Michigan	W		90-79
Lake Superior State	L		71-83
Wayne State	W		75-71
Oakland	W		92-75
Shaw	L		109-113*
Spring Arbor	H	W	71-70&
Ferris State	H	W	79-64&
St. Thomas	N	L	71-95&

1974-75

Record: 22-8
Head Coach: Tom Villemure
GLIAC Champions
NAIA District 23 Tournament

Northeastern Illinois	H	W	90-70
St. Joseph's	H	W	82-74
Hillsdale	A	L	88-91
Wisconsin-Parkside	H	W	91-79
Calvin	A	W	94-84
Northeastern Illinois	A	W	110-107
Elmhurst	N	W	92-80
Wisconsin-Parkside	N	L	77-83

Spring Arbor	A	W	119-86
SIU-Edwardsville	N	L	69-71
St. Ambrose	N	L	87-108
Aquinas	H	W	89-70
Saginaw Valley St.	H	W	96-71
Oakland	A	W	98-74
Hillsdale	H	W	94-70
Northern Michigan	H	W	88-79*
Northwood	A	W	94-69
Lake Superior State	H	W	104-86
Ferris State	A	L	54-74
Aquinas	A	W	94-74
Detroit	A	L	74-101
Oakland	H	W	88-71
Saginaw Valley St.	A	W	83-76
Wayne State	A	L	61-74
Northwood	H	W	97-75
Ferris State	H	W	69-64
Lake Superior State	A	W	63-60
Shaw	H	W	81-74
Hillsdale	H	W	80-78
Ferris State	N	L	52-53&

1975-76

Record: 17-11
Head Coach: Tom Villemure
GLIAC Champions

Northeastern Illinois	H	L	88-89
Western Michigan	A	L	73-107
Wisconsin-Parkside	A	L	59-68
Calvin	H	L	66-70
George Williams	A	W	116-83
Ferris State	A	L	70-95
Spring Arbor	A	W	122-109
Albion	A	W	93-83
Lake Superior State	A	L	67-78
Wayne State	H	W	69-62
Ferris State	H	W	73-49
Hillsdale	A	W	96-65
Northwood	H	W	75-61
Saginaw Valley St.	A	W	69-64
Oakland	H	W	72-51
Northern Michigan	H	W	83-74*
Ferris State	A	W	63-60
Lake Superior State	A	L	74-85
Northern Michigan	A	L	66-71
Aquinas	H	L	70-75
Northwood	A	W	74-57
Saginaw Valley St.	H	W	79-75*
Lake Superior State	H	W	82-76
Detroit	A	L	50-89
Hillsdale	H	W	98-66
Oakland	A	W	81-72
Spring Arbor	H	W	71-64
Lake Superior State	A	L	92-93*

1976-77

Record: 30-4
Head Coach: Tom Villemure
GLIAC Champions
NAIA District 23 Champions
NAIA National Tournament - 4th Place

N27	Northeastern Illinois	W	90-71
N29	Aquinas	W	66-60
D4	Wayne State	W	97-82
D8	Western Michigan	L	73-94
D13	Central Michigan	W	88-84
D16	Philander Smith	W	91-56
D17	Shaw	W	97-72
D18	Central State	W	97-74
D29	Kalamazoo	W	71-65
D30	Albion	W	92-81
J5	Wayne State	W	79-64
J8	Ferris State	W	92-56
J10	Saginaw Valley St.	W	63-59
J12	Calvin	W	75-66
J15	Northern Michigan	W	85-72
J17	Lake Superior State	W	68-62
J22	Oakland	W	84-60
J24	Northwood	W	93-65
J29	Hillsdale	W	107-66
F5	Ferris State	W	89-63
F7	Saginaw Valley St.	W	78-69
F12	Northern Michigan	W	80-69

F14	Lake Superior State	W	71-65
F19	Oakland	W	84-60
F21	Northwood	W	103-80
F23	Calvin	L	91-93
F26	Hillsdale	W	85-63
F28	Spring Arbor	W	91-84&
M2	Saginaw Valley St.	W	76-62&
M7	Miss. Kansas City	N W	94-88&
M9	Clarion State	N W	79-65&
M10	Central Washington	N W	75-71&
M11	Texas Southern	N L	62-69&
M12	Henderson State	N L	73-96&

1977-78

Record: 19-10
Head Coach: Tom Villemure
NAIA District 23 Tournament

Northeastern Illinois	H W	96-79
Western Michigan	A W	56-52
Calvin	A L	74-75*
Saginaw Valley St.	H L	82-89
Hillsdale	H W	68-57
Central Michigan	A L	82-103
George Williams	N W	89-57
Saginaw Valley St.	N W	75-68
Central State	N W	79-64
Lincoln Memorial	N L	70-73
Missouri Southern	N W	89-75
Evangel	N L	73-86
Northern Michigan	A W	66-62
Northwood	A W	78-71
Lake Superior State	H L	63-72
Oakland	H W	81-46
Ferris State	A W	77-70
Wayne State	A W	73-46
Aquinas	H W	86-56
Northern Michigan	H W	68-59
Northern Institute	H W	78-67
Lake Superior State	A L	71-83
Oakland	A L	72-83
Ferris State	H W	80-65
Wayne State	H W	59-54
Saginaw Valley St.	A W	70-68*
Hillsdale	A L	56-68
Hillsdale	N W	62-58&
Lake Superior State	N L	56-66&

1978-79

Record: 25-5
Head Coach: Tom Villemure
NAIA District 23 Champions
NAIA National Tournament

Central Michigan	A L	57-66
Calvin	H W	76-68
Aquinas	A W	102-68
Western Michigan	A W	71-70
Chicago State	A W	71-63
Daemen	N W	96-81
Spring Arbor	A W	117-69
Saginaw Valley St.	N W	62-55
Mankato State	N W	67-57
St. John's	N L	55-62
St. Cloud State	N W	78-74
Ferris State	A W	75-66
Hillsdale	H W	68-55
Northwood	A W	77-69
Saginaw Valley St.	H W	68-61
Wayne State	A W	62-42
Oakland	H W	72-63
Lake Superior State	A W	67-57
Ferris State	H W	86-77
Hillsdale	A L	51-52
Northwood	H W	92-56
Saginaw Valley St.	A W	69-68*
Wayne State	H W	80-66
Oakland	A L	73-80
Lake Superior State	H W	86-62
Chicago State	H W	94-78
Northeastern Illinois	H W	95-63
Northwood	H W	73-64&
Hillsdale	H W	45-44*&
Midwestern State	A L	63-64&

1979-80

Record: 16-12
Head Coach: Tom Villemure
NAIA District 23 Tournament

D2	St. Mary's	A W	100-47
D10	Western Michigan	A L	60-62
D15	Central Michigan	A L	69-77
D18	Ball State	A L	77-78
D20	Roosevelt	A W	133-65
D21	Taylor	A W	74-61
D22	Central State	A W	58-57
D27	Minnesota-Morris	A W	90-57
D28	Mankato State	A L	70-72
D29	Southern Illinois	A L	63-79
J4	Wisc.-Green Bay	A L	38-44
J5	Wisc.-Eau Claire	A L	44-72
J7	Hillsdale	H W	62-60
J12	Northwood	A L	54-82
J14	Saginaw Valley St.	H W	58-53
J19	Wayne State	H W	72-66
J21	Oakland	A W	65-62
J26	Lake Superior State	H W	88-63
J28	Ferris State	H W	83-70
F2	Hillsdale	A L	56-71
F4	Northwood	H W	80-63
F9	Saginaw Valley St.	A L	56-58
F11	Wayne State	A L	54-58
F14	Oakland	H W	68-52
F18	Lake Superior State	A W	75-57
F23	Ferris State	A W	77-54
F28	Siena Heights	H W	96-74
M4	Hillsdale	A L	61-73&

1980-81

Record: 12-16
Head Coach: Tom Villemure
NAIA District 23 Tournament

N22	Calvin	L	71-73
N24	Orchard Lake St. M.	W	88-86
D1	Eastern Michigan	L	68-73
D3	Central Michigan	L	68-71
D8	Western Michigan	L	71-84
D11	Wayne State	W	70-67
D18	Michigan Tech	L	75-76
D20	Lake Superior State	W	98-87
D29	Lewis	L	66-77
D30	Oakland City	L	82-86
J3	Hillsdale	L	59-96
J8	Northwood	L	69-75
J10	Ferris State	L	58-69
J13	Oakland	W	82-70
J19	Saginaw Valley St.	W	79-67
J22	Michigan Tech	L	70-71
J24	Lake Superior State	W	78-72
J29	Northwood	W	87-77
J31	Ferris State	L	62-71
F4	Siena Heights	L	81-89
F7	Saginaw Valley St.	W	76-73
F12	Hillsdale	L	53-57
F14	Wayne State	W	71-57
F16	Tri-State	W	54-52
F19	Oakland	L	79-85
F21	Orchard Lake St. M.	W	82-78
F23	Wisconsin-Milwaukee	W	55-49
F28	Northwood	L	51-69

1981-82

Record: 6-21
Head Coach: Tom Villemure

N20	Calvin	A L	75-79*
N21	Shaw	A L	87-104
N23	Orchard Lake St. M.	H W	72-69
D1	Central Michigan	A L	69-95
D3	Calvin	H L	62-65
D5	Western Michigan	A L	70-100
D7	Eastern Michigan	A L	63-99
D12	Oakland	A L	60-80
D19	Lake Superior State	H W	98-65
D29	Albion	N W	81-76
D30	Siena Heights	N L	64-78
J6	Northwood	A L	65-67
J9	Ferris State	A L	60-69
J12	Tri-State	A L	51-68
J19	Saginaw Valley St.	H L	71-73

J22	Michigan Tech	A L	54-62
J24	Lake Superior State	A W	67-56
J27	Northwood	H W	73-64
J30	Ferris State	H L	60-62
F1	Hillsdale	H L	63-78
F6	Saginaw Valley St.	A L	54-56
F11	Hillsdale	A L	49-71
F13	Wayne State	A L	61-79
F17	Oakland	H L	61-85
F20	Michigan Tech	H W	67-61
F24	Wisc.-Milwaukee	H L	52-67
F27	Wayne State	H L	57-69

1982-83

Record: 14-14
Head Coach: Tom Villemure

N19	Tri-State	A L	93-96*
N20	Calvin	A W	71-70*
D1	Eastern Michigan	H L	65-80
D3	Aquinas	H W	85-83*
D4	Calvin	H W	71-63
D8	Ferris State	A L	77-93
D11	Hope	H L	68-82
D20	Detroit	A L	52-66
D27	Wisc.-Stevens Pt.	N W	55-53
D29	Arkansas College	N L	66-76
D30	Anderson	N L	57-77
J4	Northern Michigan	A L	80-92
J6	Michigan Tech	A W	74-65
J8	Lake Superior State	A L	84-90
J13	Wayne State	H L	55-60
J15	Hillsdale	H W	80-72
J17	Northwood	H W	72-64
J22	Saginaw Valley St.	A L	63-67
J27	Oakland	A W	96-72
J29	Ferris State	H L	70-81
J31	Northwood	A W	84-73
F5	Lake Superior State	H W	99-86
F7	Michigan Tech	H W	93-80
F10	Wayne State	A L	52-79
F12	Hillsdale	A W	87-85*
F16	Northern Michigan	H L	81-83*
F19	Saginaw Valley St.	H W	92-82
F24	Oakland	H W	97-78

1983-84

Record: 18-10
Head Coach: Tom Villemure

N18	I-P Ft. Wayne	H W	63-60
N22	Northern Michigan	H W	75-70
N28	Detroit	A L	65-70*
D2	Albion	N W	88-54
D3	Aquinas	N W	94-81
D5	Orchard Lake St. M.	H W	83-68
D10	Hope	A L	63-79
D20	Ohio Northern	N L	59-60
D21	Huntington	N W	83-59
J2	Eastern Michigan	A W	66-60
J5	Michigan Tech	H W	74-65
J7	Lake Superior State	H W	73-57
J12	Wayne State	A L	86-87
J14	Hillsdale	A L	70-83
J16	Northwood	A W	107-79
J21	Saginaw Valley St.	H L	63-64
J26	Oakland	H W	81-77*
J28	Ferris State	A L	55-62
J30	Northwood	H W	97-85
F2	Michigan Tech	A W	75-60
F4	Northern Michigan	A L	79-88
F6	Lake Superior State	A W	65-71*
F9	Wayne State	H W	78-67
F11	Hillsdale	H L	81-84
F15	Aquinas	H W	101-87
F18	Saginaw Valley St.	A L	78-94
F23	Oakland	A W	104-84
F25	Ferris State	H W	75-73*

1984-85

Record: 21-8
Head Coach: Tom Villemure
NCAA D-II North Central Regional

N23	Aquinas	N W	101-80
N24	Calvin	A W	70-69
N28	I-P Ft. Wayne	H L	75-83

D1	U of M-Dearborn	H W	94-75
D4	Hope	H W	78-70
D5	Eastern Michigan	A L	61-87
D8	Tri-State	A L	55-56
D29	Lewis	H L	58-66
J3	Michigan Tech	A W	90-82*
J5	Northern Michigan	A L	67-101
J7	Lake Superior State	A W	100-75
J10	Wayne State	H W	61-59
J12	Hillsdale	H W	78-64
J14	Northwood	A W	108-97
J19	Saginaw Valley St.	A L	69-74
J24	Oakland	A W	77-74
J28	Northwood	H W	98-77
J31	Michigan Tech	H W	91-73
F2	Lake Superior State	H W	75-68
F4	Ferris State	A W	75-59
F7	Wayne State	A W	90-81
F9	Hillsdale	A W	74-72
F13	Aquinas	A W	83-79
F16	Saginaw Valley St.	H L	73-84
F21	Oakland	H W	81-76
F23	Ferris State	H W	74-73
F25	Northern Michigan	H W	94-80
M8	Northern Michigan	N W	71-70&
M9	South Dakota State	N L	57-58&

1985-86

Record: 14-14
Head Coach: Tom Villemure

N22	Aquinas	H W	72-71
N24	Tennessee-Martin	N W	79-76
N25	Lewis	A L	53-72
D6	U of M-Dearborn	N W	109-82
D7	Calvin	N L	77-81
D14	Hope	A W	90-84
D15	Central Michigan	A L	46-63
D27	Orchard Lake St. M.	N W	89-73
D28	Tiffin	N L	50-65
J4	Lake Superior State	H W	80-68
J6	Michigan Tech	H W	83-76
J9	Wayne State	A L	56-73
J11	Hillsdale	A W	76-62
J13	Northwood	A W	95-88
J18	Saginaw Valley St.	H L	61-62
J23	Oakland	H W	87-75
J25	Ferris State	A L	68-70
J27	Northwood	H W	92-81
J30	Michigan Tech	A W	69-62
F1	Northern Michigan	A L	79-84
F3	Lake Superior State	A L	80-81
F6	Wayne State	H L	59-79
F8	Hillsdale	H L	55-73
F10	Eastern Michigan	H L	72-77
F15	Saginaw Valley St.	A L	67-68
F20	Oakland	A W	85-78
F22	Ferris State	H L	67-82
F26	Northern Michigan	H W	81-72

1986-87

Record: 12-16
Head Coach: Tom Villemure

N21	U of M-Dearborn	H W	100-59
N22	Indianapolis	H W	74-71
D1	Eastern Michigan	A L	56-96
D5	Calvin	N L	84-86
D6	Aquinas	N W	97-80
D10	Hope	H W	92-80
D13	Indiana-Purdue	A L	68-73
D23	Central Michigan	A L	47-89
D30	Northern Michigan	A L	89-107
J3	Aquinas	A W	95-80
J8	Oakland	H L	67-75
J10	Ferris State	A L	72-77
J15	Lake Superior State	A L	80-81
J17	Michigan Tech	A L	69-71
J19	Northwood	H W	92-89
J22	Wayne State	H L	69-74
J24	Hillsdale	H L	67-87
J26	Aquinas	H W	96-78
J31	Saginaw Valley St.	A W	66-58
F2	Northwood	A W	80-79
F5	Oakland	A L	66-72
F7	Ferris State	H L	71-79
F12	Lake Superior State	H L	73-78

YEAR-BY-YEAR

F14	Michigan Tech	H W	82-78
F16	Saginaw Valley St.	H L	63-70
F19	Wayne State	A L	63-88
F21	Hillsdale	A W	92-90
F23	Northern Michigan	H W	103-100

1987-88

Record: 18-10
Head Coach: Tom Villemure

N20	I-P Ft. Wayne	H L	84-95
N21	Central State	H W	93-69
N24	Northwood	A W	100-99
N30	Tri-State	A W	102-88
D4	Aquinas	N W	109-80
D5	Calvin	N W	105-91
D9	Hope	A L	87-92
D21	Gr. Rapids Baptist	H W	117-77
D23	Northwood	A W	89-74
J2	Aquinas	A W	103-71
J7	Northern Michigan	H W	118-86
J9	Saginaw Valley St.	A W	83-59
J11	Detroit	A W	77-68
J14	Oakland	A L	68-79
J16	Ferris State	H L	92-109
J20	Lake Superior State	H L	81-82
J23	Michigan Tech	H L	69-70
J25	Aquinas	H W	120-80
J28	Wayne State	A L	79-87
J30	Hillsdale	A W	108-85
F3	Northern Michigan	A L	83-90
F8	Saginaw Valley St.	H W	96-64
F11	Oakland	H L	93-95
F13	Ferris State	A L	85-95
F15	Hillsdale	H W	94-74
F18	Lake Superior State	A W	90-86
F20	Michigan Tech	A W	95-76
F25	Wayne State	H W	84-83

1988-89

Record: 22-6
Head Coach: Tom Villemure

N18	Aquinas	H W	85-76
N19	Central State	H W	80-76
N22	I-P Ft. Wayne	H L	78-80
N30	Tri-State	H W	114-69
D2	Kentucky State	A L	83-89
D6	Northwood	A W	95-78
D8	Gr. Rapids Baptist	H W	99-78
D15	Aquinas	A W	123-95
D19	Lake Superior State	A W	98-84
D29	Wisc.-Milwaukee	N W	80-70
D30	North Dakota	N W	83-60
J5	Ferris State	A L	67-72
J7	Oakland	H W	106-70
J9	Kentucky State	H W	122-92
J12	Michigan Tech	A W	98-85
J14	Northern Michigan	A L	95-98
J19	Hillsdale	H W	104-94
J21	Wayne State	H W	80-64
J26	Saginaw Valley St.	A W	83-74
J28	Northwood	H W	115-100
F2	Ferris State	H L	96-99
F4	Oakland	A W	86-78
F9	Michigan Tech	H W	89-70
F11	Northern Michigan	H W	109-91
F16	Hillsdale	A W	106-71
F18	Wayne State	A W	103-100
F23	Saginaw Valley St.	H L	61-71
M2	Lake Superior State	H W	100-86

1989-90

Record: 19-9
Head Coach: Tom Villemure

N17	Northwood	H L	85-88
N18	Central State	H W	94-81
N29	Spring Arbor	H W	88-67
D5	Gr. Rapids Baptist	H W	68-55
D8	Olivet	N W	89-68
D9	Anderson	A L	65-67
D16	St. Joseph's	H L	56-60
D18	Lake Superior State	A W	81-65
D28	Cal Poly-SLO	N W	85-68
D29	Lowell	N W	76-60
D30	Washburn	A L	68-73
J4	Oakland	A L	73-78
J6	Ferris State	A L	75-79
J11	Northern Michigan	H L	58-62
J13	Michigan Tech	H W	77-67

J18	Wayne State	A W	79-55
J20	Hillsdale	A W	81-66
J27	Saginaw Valley St.	H W	92-76
F1	Oakland	H W	98-81
F3	Ferris State	A L	89-92*
F8	Northern Michigan	A L	65-81
F10	Michigan Tech	A W	87-85*
F15	Wayne State	H W	101-67
F17	Hillsdale	H W	91-80
F19	Aquinas	H W	105-74
F24	Saginaw Valley St.	A W	82-74
F26	Wisc.-Milwaukee	A W	92-80*
M1	Lake Superior State	H W	89-86

1990-91

Record: 26-5
Head Coach: Tom Villemure

GLIAC Regular Season Champions
GLIAC Tournament Champions

NCAA Great Lakes Regional

N16	North Dakota	N W	89-88*
N17	Lewis	A W	95-88
N20	Aquinas	H W	108-84
D1	St. Joseph's	A L	87-96
D7	Hope	N W	94-92
D8	Orchard Lake St. M.N	W	110-89
D14	Mt. Senario	N W	84-70
D15	Lake Superior State	N W	72-59
D19	Lake Superior State	A L	71-79
D28	Union College	N W	97-82
D29	Orchard Lake St. M.A	W	105-89
J3	Ferris State	A W	88-74
J5	Oakland	H W	77-65
J10	Michigan Tech	A L	83-86
J12	Northern Michigan	A W	63-45
J17	Hillsdale	H W	71-62
J19	Wayne State	H W	95-79
J24	Saginaw Valley St.	A W	70-60
J28	Lake Superior State	H W	74-58
J31	Ferris State	H W	97-61
F2	Oakland	A L	74-81
F7	Michigan Tech	H W	82-64
F9	Northern Michigan	H W	52-46
F14	Hillsdale	A W	89-86*
F16	Wayne State	A W	101-84
F21	Saginaw Valley St.	H W	95-68
F27	Spring Arbor	H W	106-55
M8	Northern Michigan	H W	61-59#
M9	Ferris State	H W	93-84#
M15	Bellarmino	N W	78-72&
M16	Ashland	A L	75-82&

1991-92

Record: 20-11
Head Coach: Tom Villemure

GLIAC Tournament Champions
NCAA Great Lakes Regional

N22	Missouri-Rolla	N L	84-114
N23	Kentucky Wesleyan	A L	71-92
N26	Gr. Rapids Baptist	H W	80-63
D3	St. Joseph's	H W	81-61
D6	Northwood	H W	94-62
D7	Ashland	H W	84-81
D21	Aquinas	A W	92-77
D27	Assumption	N W	101-83
D28	SIU-Edwardsville	A W	91-85
J4	Ball State	A L	53-87
J9	Oakland	A L	74-78
J11	Ferris State	H L	100-105*
J16	Northern Michigan	H W	58-56
J18	Michigan Tech	H W	96-84
J23	Wayne State	A W	92-91*
J25	Hillsdale	A W	92-66
F1	Saginaw Valley St.	H L	68-78
F3	Lake Superior State	H W	96-85
F6	Oakland	H W	73-71
F8	Ferris State	A L	82-91
F13	Northern Michigan	A W	79-63
F15	Michigan Tech	A W	93-91*
F20	Wayne State	H W	88-71
F22	Hillsdale	H L	64-67
F24	Lake Superior State	A W	83-71
F26	Spring Arbor	H W	110-75
F29	Saginaw Valley St.	A L	59-65
M6	Saginaw Valley St.	N W	69-61#
M7	Wayne State	A W	93-84#
M13	Kentucky Wesleyan	A L	73-84&
M14	St. Joseph's	N L	64-74&

1992-93

Record: 14-12
Head Coach: Tom Villemure

N21	Lewis	A L	70-80
N24	Olivet	H W	86-80
N27	Wabash	N W	93-84
N28	Calvin	A L	70-84
D1	Aquinas	H W	100-79
D5	Gr. Rapids Baptist	H W	87-78
D10	Michigan Tech	A L	67-74
D12	Northern Michigan	A L	88-109
D19	Saginaw Valley St.	H W	82-76
D21	St. Joseph's	A L	57-68
J5	Olivet	A W	79-75
J9	Wayne State	A W	85-82
J11	Lake Superior State	H W	91-67
J14	Ferris State	H L	83-90
J16	Northwood	A W	80-75
J21	Oakland	H L	71-73
J23	Hillsdale	A L	103-104*
J28	Michigan Tech	H L	61-79
J30	Northern Michigan	H W	81-79
F6	Saginaw Valley St.	A W	64-63
F11	Lake Superior State	A W	77-76
F13	Wayne State	H L	82-105
F18	Ferris State	A L	80-97
F20	Northwood	H W	81-79
F25	Oakland	A L	61-68
F27	Hillsdale	H W	105-101*

1993-94

Record: 7-19
Head Coach: Tom Villemure

N19	Ashland	A L	71-84
N22	St. Joseph's	H W	89-79*
N23	Lewis	H L	67-86
D4	Northwood	H W	92-66
D9	Oakland	A L	86-98
D11	Hillsdale	A L	73-83
D18	Missouri Southern	N L	87-97
D19	Southwest Baptist	N L	84-86
D29	Aquinas	A W	90-76
J1	Missouri-St. Louis	N W	87-85
J2	Missouri-Rolla	A L	70-79
J6	Michigan Tech	H W	82-71
J8	Northern Michigan	H L	87-99
J15	Saginaw Valley St.	A W	79-71
J22	Lake Superior State	A W	81-65
J24	Wayne State	H L	64-77
J31	Ferris State	H L	82-84
F3	Oakland	H L	82-96
F5	Hillsdale	H L	70-87
F10	Michigan Tech	A L	83-95
F12	Northern Michigan	A L	78-85
F19	Saginaw Valley St.	H L	93-109
F21	Ferris State	A L	62-85
F24	Lake Superior State	H L	64-71
F26	Wayne State	A L	72-104
F28	Northwood	A L	81-89

1994-95

Record: 12-14
Head Coach: Tom Villemure

N19	Lewis	A W	82-80
N25	Spring Arbor	N L	91-104
N26	John Carroll	N L	77-87
N28	Cornerstone	H W	90-74
D1	Calvin	H W	76-61
D3	Aquinas	H W	77-67
D10	Ferris State	A W	89-83
D30	Quincy	A L	80-87
J5	Lake Superior State	A L	88-90
J7	Oakland	H L	88-105
J12	Michigan Tech	A W	75-74
J14	Northern Michigan	A L	63-82
J19	Northwood	A W	85-80
J21	Hillsdale	H L	69-71
J26	Wayne State	H L	71-89
J28	Saginaw Valley St.	H W	78-72
J30	Ferris State	H L	65-86
F2	Wayne State	A W	81-76
F4	Saginaw Valley St.	A L	69-74
F6	Quincy	H L	83-106
F9	Northwood	H W	71-46
F11	Hillsdale	A L	86-96
F16	Michigan Tech	H L	68-73
F18	Northern Michigan	H W	82-65

F23	Lake Superior State	H W	95-92
F25	Oakland	A L	95-100

1995-96

Record: 11-15
Head Coach: Tom Villemure

N17	Union College	N L	63-75
N18	Bethel College	N L	60-76
N24	West Florida	N L	70-85
N25	Nova Southeastern	N W	76-60
N29	Aquinas	A W	89-63
D2	Lewis	H L	65-74
D7	Northern Michigan	H L	64-71
D9	Lake Superior State	H W	93-75
D29	Geneva College	N L	75-85
D30	Spring Arbor	N L	89-94
J4	Saginaw Valley St.	A L	79-84
J6	Michigan Tech	A L	64-73
J11	Ferris State	H W	74-65
J13	Oakland	H L	73-93
J15	Hillsdale	A W	95-65
J18	Northwood	A W	98-80
J25	Wayne State	A L	78-90
J27	Ashland	A W	79-69
F1	Mercyhurst	H W	87-72
F3	Gannon	H L	72-79
F8	Ferris State	A W	94-79
F10	Lake Superior State	A L	94-100
F15	Mercyhurst	A W	95-89
F17	Michigan Tech	H L	52-67
F22	Ashland	H L	79-86
F24	Hillsdale	H W	68-57

1996-97

Record: 23-6
Head Coach: Jay Smith

GLIAC Regular Season Champions
GLIAC Tournament Champions

NCAA Great Lakes Regional

N16	Madonna	H W	95-71
N18	Wayne State	A W	89-73
N20	Michigan Christian	H W	110-63
N23	Ball State	A L	68-72
N26	St. Mary's	H W	92-63
N29	Cornerstone	N W	88-70
N30	Aquinas	N W	73-63
D5	Mercyhurst	A L	66-70
D7	Gannon	A W	84-77
D21	Wayne State	H W	76-54
D23	Hillsdale	H W	71-63
J2	Michigan Tech	A W	71-67*
J4	Northern Michigan	A L	79-90
J11	Lake Superior State	H W	101-93
J13	Ferris State	A W	71-63
J18	Northwood	H W	81-70
J20	Saginaw Valley St.	H W	84-65
J23	Ashland	H W	80-63
J25	IUPUI	A W	85-69
F1	Oakland	A W	88-79
F6	Michigan Tech	H W	65-64
F8	Northern Michigan	H W	61-42
F10	Ferris State	H W	71-56
F16	Lake Superior State	A W	99-93
F20	Saginaw Valley St.	A L	58-74
F22	Northwood	A L	77-82
F28	Hillsdale	H W	77-60#
M1	Oakland	H W	92-78#
M6	Oakland	H L	74-79&

1997-98

Record: 15-10
Head Coach: Terry Smith

N20	Hillsdale	A W	68-64
N22	Findlay	A W	81-76
N28	Aquinas	N W	81-67
N29	Hope	N L	68-77
D6	Rochester	H W	90-56
D13	Wayne State	H W	74-70
D29	Northwood	A W	81-74
D30	Alma	H W	99-66
J3	Ashland	A L	71-75
J5	Wayne State	A L	71-83*
J8	Mercyhurst	H W	82-77
J10	Gannon	H W	83-69
J12	Ferris State	A L	73-77*

J14	Oakland	A L	66-88
J17	Lake Superior State	H W	93-65
J22	Michigan Tech	A L	81-98
J24	Northern Michigan	A W	73-67
J29	Saginaw Valley St.	H W	83-64
J31	Northwood	H W	86-77
F7	Lake Superior State	A W	91-54
F9	Ferris State	H L	74-84
F12	Michigan Tech	H L	78-81
F14	Northern Michigan	H W	57-56
F19	Saginaw Valley St.	A L	69-72
F21	Northwood	A L	61-78

1998-99

Record: 17-10
Head Coach: Terry Smith

N16	Toledo	A L	58-108
N19	Hillsdale	H W	70-69
N21	Findlay	H L	66-77
N27	Hope	N W	82-73
N28	Calvin	N W	89-79
D5	Westminster	A W	92-74
D8	Spring Arbor	H W	113-80
D11	Florida Southern	A W	94-87*
D12	Rollins	A W	91-89*
D22	Rochester	H W	98-75
J2	Wayne State	H L	79-85
J4	Ashland	H L	94-97
J7	Mercyhurst	A W	92-84
J9	Gannon	A L	83-104
J11	Ferris State	H W	82-80
J14	Lake Superior State	A L	89-99
J21	Michigan Tech	H W	86-84
J23	Northern Michigan	H L	86-87
J28	Saginaw Valley St.	A W	97-88
J30	Northwood	A L	102-110
F6	Lake Superior State	H W	91-80
F8	Ferris State	A W	82-53
F11	Michigan Tech	A W	81-76
F13	Northern Michigan	A L	76-81
F18	Saginaw Valley St.	H W	87-79
F20	Northwood	H W	101-95
F25	Gannon	N L	91-102#

1999-00

Record: 13-15
Head Coach: Terry Smith

N20	Hillsdale	A W	93-86
N22	Findlay	A L	94-101
N26	Calvin	N L	83-91
N27	Hope	N W	76-75
D4	Westminster	H L	63-77
D10	Lewis	A L	70-97
D17	Cheyney	H W	77-67
D20	Rochester	H W	84-75
J3	St. Joseph's	A L	63-85
J6	Wayne State	A L	70-81
J8	Ashland	A L	74-95
J13	Mercyhurst	H W	73-69
J15	Gannon	H W	86-84*
J17	Ferris State	A W	83-77
J20	Lake Superior State	H W	96-63
J27	Michigan Tech	A L	74-87
J29	Northern Michigan	A L	71-77
F3	Saginaw Valley St.	H W	90-77
F5	Northwood	H W	91-85
F9	Rochester	H W	107-67
F12	Lake Superior State	A L	79-83*
F14	Ferris State	H L	71-73
F17	Michigan Tech	H L	70-71
F19	Northern Michigan	H W	71-61
F24	Saginaw Valley St.	A L	73-86
F26	Northwood	A L	90-94
M1	Gannon	N W	98-95#
M3	Michigan Tech	N L	85-91#

2000-01

Record: 21-9
Head Coach: Terry Smith

GLIAC Tournament Champions
NCAA Great Lakes Regional

N17	Northern State	N W	89-82
N18	Minn. St.-Mankato	A L	74-79
N21	Spring Arbor	H W	87-66

N25	Lewis	H W	77-70
N30	Ashland	H W	80-64
D2	Findlay	H L	79-83
D5	Grace Bible	H W	85-61
D7	Northwood	A W	74-63
D9	Lake Superior State	H W	96-85
D16	Wayne State	A W	70-54
D18	St. Joseph's	H W	98-81
D20	Rochester	H W	104-74
J11	Wayne State	H W	93-80
J13	Hillsdale	H W	86-62
J17	Mercyhurst	A L	84-87*
J20	Gannon	A L	79-85
J22	Ferris State	H W	91-70
J27	Saginaw Valley St.	A W	91-75
F1	Northern Michigan	H W	97-94*
F3	Michigan Tech	H L	63-75
F8	Northwood	H W	80-63
F10	Lake Superior State	A L	90-95
F12	Ferris State	A L	81-84
F15	Saginaw Valley St.	H W	115-74
F22	Michigan Tech	A L	75-83
F24	Northern Michigan	A W	79-78
M1	Mercyhurst	N W	78-62#
M2	Northern Michigan	N W	91-70#
M3	Gannon	N W	102-92#
M8	Northern Kentucky	N L	102-106&

2001-02

Record: 15-13
Head Coach: Terry Smith

N16	Nebraska-Omaha	N W	86-84
N17	Lynn	N L	78-90
N18	Southern Indiana	N L	86-112
N23	Cornerstone	N L	108-117
N24	Aquinas	N W	101-69
N28	Northwood	A L	81-84
D1	Findlay	A L	82-100
D4	Grace Bible	H W	98-67
D6	Mercyhurst	H W	79-66
D8	Gannon	H L	67-92
D18	Finlandia	H W	104-60
D20	Rochester	H W	92-62
D22	Wayne State	H W	69-59
J3	Wayne State	A L	62-77
J5	Hillsdale	A L	70-74
J10	Ashland	H L	74-75*
J14	U of M Dearborn	A W	86-63
J19	Ferris State	A W	86-85*
J24	Lake Superior State	H W	81-62
J26	Saginaw Valley St.	H W	97-75
J31	Northern Michigan	A L	69-76
F2	Michigan Tech	A L	63-80
F7	Northwood	H W	94-81
F9	Lake Superior State	A L	64-70
F11	Ferris State	H W	78-75
F14	Saginaw Valley St.	A W	99-96
F21	Michigan Tech	H L	79-85
F23	Northern Michigan	H W	82-80*

2002-03

Record: 14-14
Head Coach: Terry Smith

N22	Indianapolis	A W	80-69
N23	Lewis	A L	63-103
N25	Finlandia	H W	79-74
N26	Aquinas	N W	66-65
N30	Hope	N L	80-103
D2	Findlay	H L	59-78
D5	Mercyhurst	A L	63-84
D7	Gannon	A L	67-76
D14	St. Joseph's	H L	89-90
D16	Northwood	A L	84-88
D18	Rochester	H W	76-67
J2	Wayne State	H W	84-66
J4	Hillsdale	H W	74-65
J9	Ashland	A W	97-89*
J13	U of M Dearborn	H W	105-62
J18	Ferris State	H L	51-87
J23	Lake Superior State	A L	73-87
J25	Saginaw Valley St.	A W	103-93*
J30	Northern Michigan	H L	59-62
F1	Michigan Tech	H L	64-76
F6	Northwood	H L	74-75

F8	Lake Superior State	H W	73-63
F10	Ferris State	A W	70-64
F13	Saginaw Valley St.	H W	76-62
F20	Michigan Tech	A W	42-40
F22	Northern Michigan	A L	73-89
F26	Findlay	A W	84-82
M2	Northern Michigan	A L	56-69#

2003-04

Record: 14-13
Head Coach: Terry Smith

N15	Finlandia	H W	69-67
N20	Indianapolis	H L	71-72
N22	Lewis	H W	83-74
N25	Rochester	H W	80-63
N28	Hope	N W	71-58
N29	Calvin	N W	76-74
D4	Ashland	A W	94-84
D13	Lake Superior State	H W	81-72
D19	Quincy	A W	63-61
D20	Truman State	N W	69-53
D22	St. Joseph's	A W	67-66
J10	Ferris State	A L	82-88
J15	Wayne State	A L	69-76
J17	Hillsdale	A L	79-88
J22	Mercyhurst	H L	80-81
J24	Gannon	H L	68-72*
J26	Saginaw Valley St.	A W	98-75
J29	Findlay	H L	74-83
F1	Northwood	H L	83-92
F5	Northern Michigan	A L	45-48
F7	Michigan Tech	A L	67-84
F9	Lake Superior State	A W	79-67
F14	Saginaw Valley St.	H W	86-83
F16	Ferris State	H L	78-91
F19	Northwood	A L	62-73
F26	Michigan Tech	H W	83-63
F28	Northern Michigan	H L	62-65

2004-05

Record: 18-10
Head Coach: Ric Wesley

N15	Lock Haven	A W	82-60
N20	IP-Ft. Wayne	A L	54-61
N23	Rochester	H W	93-48
D2	Ashland	H W	62-44
D4	Aquinas	H W	72-46
D9	Saginaw Valley St.	A W	76-65
D11	Lake Superior State	A W	76-58
D18	Findlay	H W	69-65
D21	Quincy	H W	71-66
D30	Indianapolis	A L	78-81
J1	Goshen	H W	73-34
J6	Findlay	A L	63-76
J8	Ferris State	H W	62-59
J13	Wayne State	H L	58-70
J15	Hillsdale	H W	71-63*
J17	Grace Bible	H W	109-54
J20	Mercyhurst	A W	65-61
J22	Gannon	A L	73-84
J29	Northwood	A W	75-69*
F3	Northern Michigan	H L	56-69
F5	Michigan Tech	H W	60-55
F7	Ferris State	A L	75-76*
F10	Saginaw Valley St.	H W	77-52
F12	Lake Superior State	H W	94-87
F16	Northwood	H W	67-61
F24	Michigan Tech	A L	68-76
F26	Northern Michigan	A L	64-73
M1	Michigan Tech	H L	48-56#

2005-06

Record: 27-4
Head Coach: Ric Wesley

GLIAC Regular Season Champions
GLIAC Tournament Champions
NCAA Great Lakes Regional

N15	Goshen	H W	83-50
N21	Grace Bible	H W	90-38
N23	Northern Kentucky	A L	63-73
N26	Lewis	A W	59-56
D1	Saginaw Valley St.	A W	86-67
D3	Northwood	H W	85-69
D8	Ferris State	A L	63-79

D10	Mercyhurst	H W	77-52
D17	Indianapolis	H W	63-45
D20	Northern Kentucky	H W	60-47
D28	Lock Haven	H W	104-57
D30	Aquinas	A W	83-66
J5	Michigan Tech	A L	52-61
J7	Northern Michigan	A W	78-71
J12	Lake Superior State	H W	96-51
J14	Northern Michigan	H W	82-51
J16	Upper Iowa	A W	75-43
J23	Gannon	H W	66-43
J26	Wayne State	A W	65-55
J28	Ashland	A W	73-60
F2	Lake Superior State	A W	69-54
F9	Northwood	A W	72-61
F11	Findlay	H W	71-69*
F16	Michigan Tech	H W	67-55
F18	Hillsdale	A W	72-56
F22	Saginaw Valley St.	H W	70-55
F25	Ferris State	H W	90-55
F28	Michigan Tech	H W	67-46#
M3	Ashland	H W	90-77#
M4	Ferris State	H W	80-58#
M11	SIU-Edwardsville	N L	61-65&

2006-07

Record: 29-5
Head Coach: Ric Wesley

GLIAC Regular Season Champions
GLIAC Tournament Champions
NCAA Great Lakes Regional Champs
NCAA Elite Eight

N16	Davenport	H W	81-52
N21	Upper Iowa	H W	74-40
N24	Christian Brothers	N W	56-47
N25	Missouri-St. Louis	A W	86-57
N30	Saginaw Valley St.	H L	71-72
D2	Northwood	A W	72-53
D7	Ferris State	H W	70-63
D9	Mercyhurst	A L	74-79
D16	Lewis	H W	57-38
D20	Rochester	H W	89-67
D29	Montevallo	N W	59-58
D30	Florida Southern	A W	62-42
J3	Michigan Tech	H W	48-43
J6	Northern Michigan	H W	87-49
J11	Lake Superior State	A W	63-33
J13	Northern Michigan	A W	63-52
J17	Marygrove	H W	79-40
J22	Gannon	A W	61-49
J25	Wayne State	H W	54-44
J27	Ashland	H W	79-38
F1	Lake Superior State	H W	82-48
F7	Northwood	H W	74-49
F10	Findlay	A L	62-76
F14	Michigan Tech	A W	69-64*
F17	Hillsdale	H W	87-64
F21	Saginaw Valley St.	A W	76-71
F24	Ferris State	A W	75-68
F27	Ferris State	H W	72-59#
M2	Northern Michigan	N W	88-87*#
M3	Findlay	A L	61-71#
M10	Quincy	N W	85-75&
M11	Southern Indiana	N W	90-83&
M13	Northern Kentucky	N W	66-42&
M21	Barton	N L	81-83*&

2007-08

Record: 36-1
Head Coach: Ric Wesley

GLIAC Regular Season Champions
GLIAC Tournament Champions
NCAA Great Lakes Regional Champs
NCAA Elite Eight

N9	Columbus State	N W	83-71
N10	Stonehill	N W	76-72
N11	Barry	N W	53-46
N17	Missouri-St. Louis	H W	62-53
N20	Kalamazoo College	H W	96-50
N24	Saint Joseph's	A W	62-49
N27	Marygrove College	H W	95-39
D1	Lake Superior State	A W	78-61
D6	Saginaw Valley St.	H W	67-55
D8	Findlay	H W	82-60

YEAR-BY-YEAR

D17 Rochester College	H W	78-37
D21 Aquinas College	H W	66-63
D28 Indianapolis	H W	70-51
D30 Tiffin	A W	90-61
J3 Northern Michigan	A W	83-55
J5 Michigan Tech	A W	71-54
J8 Tiffin	H W	86-45
J12 Ferris State	H W	81-47
J17 Mercyhurst	H W	67-48
J19 Gannon	H W	64-58
J24 Northwood	A W	77-53
J26 Saginaw Valley St.	A W	71-49
J31 Hillsdale	A W	66-50
F2 Ashland	A W	84-58
F7 Michigan Tech	H W	82-54
F9 Northern Michigan	H W	74-41
F14 Lake Superior State	H W	87-51
F16 Wayne State	A W	75-55
F21 Northwood	H W	76-51
F23 Ferris State	A W	81-67
M1 Hillsdale	H W	63-49#
M7 Lake Superior State	H W	76-54#
M8 Findlay	H W	73-67#
M15 Saint Joseph's	H W	69-52&
M16 Northern Kentucky	H W	62-58&
M18 Findlay	H W	75-58&
M26 Winona State	N L	54-67&

2008-09

Record: 21-10

Head Coach: Ric Wesley

NCAA Great Lakes Regional

N15 Davenport	H W	77-65
N18 Lake Erie	H W	65-63
N23 Saint Joseph's	H W	75-72
N29 Indianapolis	H W	79-55
D1 Ferris State	H W	72-62
D4 Tiffin	A W	76-57
D6 Ashland	A L	67-68
D13 Findlay	H L	47-68
D20 Hillsdale	H W	71-49
D28 Marygrove	H W	116-51
J8 Saginaw Valley St.	A W	89-63
J10 Lake Superior State	A L	66-79
J12 Ferris State	A L	67-74
J15 Ashland	H W	74-64
J17 Tiffin	H W	89-54
J22 Northwood	H W	66-46
J24 Wayne State	H W	58-55
J29 Michigan Tech	A W	79-77
J31 Northern Michigan	A W	64-56
F5 Findlay	A L	62-69
F7 Hillsdale	A L	83-86*
F12 Northern Michigan	H W	63-57
F14 Michigan Tech	H W	69-59
F19 Lake Superior State	H L	70-80
F21 Saginaw Valley St.	H W	74-61
F26 Wayne State	A L	60-63
F28 Northwood	A W	73-65
M3 Ferris State	H W	67-49#
M6 Lake Superior State	N W	81-69#
M7 Findlay	A L	56-67#
M14 Findlay	A L	51-66&

2009-10

Record: 22-9

Head Coach: Ric Wesley

NCAA Midwest Regional

N15 Northern Kentucky	H W	57-54
N21 Cornerstone	H L	60-79
N24 Saint Joseph's	A W	76-69
N30 Ferris State	A L	41-67
D3 Tiffin	H W	63-49
D5 Ashland	H W	72-48
D12 Findlay	A L	57-70
D19 Hillsdale	A W	68-60*
D22 Olivet	H W	66-58
J2 Lake Erie	A W	67-59
J7 Saginaw Valley St.	H W	60-58
J9 Lake Superior State	H W	75-66
J11 Ferris State	H W	80-68
J14 Ashland	A W	69-53
J16 Tiffin	A W	63-54
J21 Northwood	A W	64-55

J23 Wayne State	A W	57-48
J28 Michigan Tech	H W	59-42
J30 Northern Michigan	H L	58-61
F4 Findlay	H W	69-55
F6 Hillsdale	H W	52-46
F11 Northern Michigan	A L	80-83
F13 Michigan Tech	A L	46-53
F18 Lake Superior State	A W	75-73
F20 Saginaw Valley St.	A W	66-53
F25 Wayne State	H L	56-70
F27 Northwood	H W	72-70*
M2 Wayne State	H W	47-44
M5 Hillsdale	H L	53-61#
M13 Findlay	N W	68-56&
M14 St. Joseph's	N L	76-78*&

2010-11

Record: 19-8

Head Coach: Ric Wesley

N13 Marygrove	H W	109-55
N16 Spring Arbor	H W	80-53
N23 St. Joseph's	H W	92-74
N27 Northern Kentucky	A L	65-81
D2 Ohio Dominican	H W	80-53
D4 Tiffin	H W	101-76
D6 Olivet	H W	79-45
D9 Northwood	A W	71-63
D18 Northern Michigan	A W	61-52
D19 Michigan Tech	A W	70-61
D30 N.M. Highlands	N L	69-73
D31 Southwestern (AZ)	A W	77-31
J6 Saginaw Valley St.	H W	82-60
J8 Lake Superior State	H W	76-38
J12 Northwood	H W	89-38
J15 Hillsdale	A L	60-68
J20 Northern Michigan	H W	72-60
J22 Michigan Tech	H W	77-63
J29 Ferris State	N L	72-79*
F3 Saginaw Valley St.	A L	59-61
F5 Lake Superior State	A W	69-63*
F10 Ashland	A L	75-82
F12 Lake Erie	A W	76-69
F17 Findlay	H W	72-66
F19 Wayne State	H L	52-59
F26 Ferris State	A W	82-80*
M2 Michigan Tech	H L	72-74#

2011-12

Record: 14-13

Head Coach: Ric Wesley

N16 Michigan-Dearborn	H W	94-51
N19 Bellarmine	H L	67-70
N26 Marygrove	H W	82-60
D1 Ohio Dominican	A W	79-61
D3 Tiffin	A W	76-57
D7 Northwood	A L	44-64
D10 Rochester	H W	62-53
D18 Northern Michigan	H W	67-60
D19 Michigan Tech	H W	70-68*
D29 Seton Hill	N L	73-75
D30 Malone	N W	76-68
J5 Saginaw Valley St.	A W	53-39
J7 Lake Superior State	A L	57-69
J11 Northwood	H L	59-63
J14 Hillsdale	H L	50-60
J19 Northern Michigan	A L	57-62
J21 Michigan Tech	A W	64-50
J28 Ferris State	A L	57-65
F2 Saginaw Valley St.	H W	75-56
F4 Lake Superior State	H W	75-63
F9 Ashland	H W	64-51
F11 Lake Erie	H W	64-57
F16 Findlay	A L	57-68
F18 Wayne State	A L	67-80
F25 Ferris State	H L	56-63
F29 Findlay	A L	66-72#

2012-13

Record: 19-9

Head Coach: Ric Wesley

N12 Michigan-Dearborn	H W	84-47
N17 Bellarmine	A L	57-64
N19 Kuyper	H W	87-53
N24 Cedarville	H W	69-66*

N29 Ashland	A W	66-57
D1 Lake Erie	A W	68-48
D6 Tiffin	H W	66-52
D8 Ohio Dominican	H W	67-58
D15 Hillsdale	A W	67-58
D17 Findlay	A L	60-64
J3 Walsh	H L	79-83
J5 Malone	H W	78-63
J10 Northern Michigan	H W	43-41
J12 Michigan Tech	H W	70-65
J17 Lake Superior State	A W	71-62
J19 Northwood	H W	59-49
J24 Saginaw Valley St.	H W	78-62
J26 Wayne State	A L	56-62
F2 Ferris State	A L	58-59
F7 Northern Michigan	A W	64-56
F9 Michigan Tech	A L	51-69
F14 Lake Superior State	H W	82-57
F16 Northwood	A L	52-60
F21 Saginaw Valley St.	A W	60-52
F23 Wayne State	H L	57-75
M2 Ferris State	H W	81-73
M6 Hillsdale	H W	73-57#
M9 Lake Superior State	N L	64-70#

2013-14

Record: 19-8

Head Coach: Ric Wesley

N18 Olivet	H W	70-48
N23 Kentucky Wesleyan	H W	61-58
N30 Cedarville	A W	83-69
D5 Ashland	N W	65-62
D7 Lake Erie	H W	84-80
D15 Tiffin	A W	64-57
D17 Ohio Dominican	A W	67-62
D21 Grace Bible	H W	85-71
J2 Hillsdale	H L	66-68
J4 Findlay	H W	81-76
J9 Walsh	A L	66-75
J11 Malone	A W	87-74
J16 Northern Michigan	A W	64-41
J18 Michigan Tech	A L	54-69
J23 Lake Superior State	H W	75-70
J25 Northwood	A L	67-71
J30 Saginaw Valley St.	A W	88-76
F1 Wayne State	H L	64-69*
F3 Ferris State	H W	86-62
F6 Northern Michigan	H W	69-61
F8 Michigan Tech	H L	71-76
F13 Lake Superior State	A L	69-89
F15 Northwood	H W	94-71
F20 Saginaw Valley St.	H W	77-69
F22 Wayne State	A W	82-73
F27 Ferris State	A W	74-73*
M5 Michigan Tech	A L	72-78#

*-Overtime Contest
#-GLIAC Tournament
&-Postseason Tournament

100 POINT GAMES

Pts	Opponent	Result	Date/Season	Pts	Opponent	Result	Date/Season	Pts	Opponent	Result	Date/Season
133	Roosevelt (Ill.)	133-65	12/20/79	109	Shaw	109-113	1973-74	103	Wayne State	103-100	2/18/89
125	Saginaw Valley State	125-95	2/2/79	109	Laurentian	109-61	1972-73	103	Aquinas	103-71	1/2/88
124	Evangel (Mo.)	124-92	12/29/72	109	Oakland	109-96	1970-71	103	Northern Michigan	103-100	2/23/87
124	Saginaw Valley State	124-88	2/9/71	108	Cornerstone	108-117	11/23/01	103	Northwood	103-80	2/21/77
123	Aquinas	123-95	12/15/88	108	Aquinas	108-84	11/20/90	103	Saginaw Valley State	103-87	1971-72
122	Kentucky State	122-92	1/9/89	108	Hillsdale	108-85	1/30/88	103	Oakland	103-90	2/28/70
122	Spring Arbor	122-109	12/20/75	108	Northwood	108-97	1/14/85	102	Gannon	102-92	3/3/01
121	Niles (Ill.)	121-87	1/24/72	108	Alma	108-59	1972-73	102	Northern Kentucky	102-106	3/8/01
120	Aquinas	120-80	1/25/88	107	Rochester	107-67	2/9/00	102	Northwood	102-110	1/20/99
120	Oakland	120-94	1/29/72	107	Northwood	107-79	1/16/84	102	Tri-State (Ind.)	102-88	11/30/87
119	Spring Arbor	119-86	12/28/74	107	Hillsdale	107-66	1/29/77	102	Aquinas	102-68	1976-77
118	Northern Michigan	118-86	1/7/88	107	Northwood	107-76	1972-73	102	Tri-State (Ind.)	102-105	1972-73
118	Niles (Ill.)	118-104	2/12/71	107	Alma	107-95	1971-72	102	Alma	102-98	1971-72
118	Lake Superior State	118-91	1/23/71	106	Spring Arbor	106-55	2/27/91	102	Purdue-North Central	102-70	1/23/70
117	Grand Rapids Baptist	117-77	12/21/78	106	Hillsdale	106-71	2/16/89	101	Tiffin	101-76	12/4/10
117	Spring Arbor	117-69	12/15/78	106	Oakland	106-70	1/7/89	101	Aquinas	101-69	11/24/01
117	Lake Superior State	117-93	2/26/73	106	Saginaw Valley State	106-79	1972-73	101	Northwood	101-95	2/20/99
116	Marygrove	116-51	12/28/08	106	Hope	106-84	1971-72	101	Lake Superior State	101-93	1/11/96
116	Saginaw Valley State	116-65	1/21/74	105	Michigan-Dearborn	105-62	1/13/03	101	Wayne State	101-84	2/16/91
116	Niles (Ill.)	116-84	2/13/70	105	Hillsdale	105-101	2/27/93	101	Assumption	101-83	12/27/91
116	Purdue-North Central	116-68	1/2/70	105	Orchard Lake St. Mary	105-89	12/29/90	101	Wayne State	101-67	2/15/90
115	Saginaw Valley State	115-74	2/15/01	105	Aquinas	105-74	2/19/89	101	Aquinas	101-87	2/15/84
115	Northwood	115-100	1/28/89	105	Calvin	105-91	12/5/87	101	Aquinas	101-80	11/23/84
114	Tri-State (Ind.)	114-69	11/30/88	105	Albion	105-95	1971-72	101	Wayne State	101-77	1971-72
114	George Williams	114-83	12/19/75	105	Northwood	105-86	1970-71	101	Ferris State	101-98	1970-71
113	Spring Arbor	113-80	12/8/98	105	Saginaw Valley State	105-90	1970-71	101	Wisconsin-Parkside	101-82	1970-71
112	Wayne State	112-80	1/9/74	104	Lock Haven	104-57	12/28/05	101	Grand Rapids JC	101-111	1/04/67
111	Wright State	111-86	1971-72	104	Finlandia	104-60	12/18/01	100	Ferris State	100-105	1/11/92
110	Michigan Christian	110-63	11/20/96	104	Rochester	104-74	12/20/00	100	Aquinas	100-79	12/1/92
110	Spring Arbor	110-75	2/6/92	104	Hillsdale	104-94	1/19/89	100	Lake Superior State	100-86	3/2/89
110	Orchard Lake St. Mary	110-89	12/8/90	104	Oakland	104-84	2/23/84	100	Northwood	100-99	11/24/87
110	Northeastern Illinois	110-107	12/18/74	104	Lake Superior State	104-86	1974-75	100	Michigan-Dearborn	100-59	11/21/86
109	Marygrove	109-55	11/13/10	104	Aurora	104-82	1972-73	100	Lake Superior State	100-75	1/17/85
109	Grace Bible	109-54	1/17/05	104	Ferris State	104-101	1971-72	100	Orchard Lake St. Mary	100-47	12/2/79
109	Northern Michigan	109-91	2/11/89	104	Grand Rapids JC	104-87	12/6/68	100	Calvin	100-104	1970-71
109	Aquinas	109-80	12/4/87	103	Saginaw Valley State	103-93	1/25/03				
109	Michigan-Dearborn	109-82	12/6/85	103	Hillsdale	103-104	1/23/93				

OVERTIME GAMES

# OT	Site	Opponent	Result	Date/Season	# OT	Site	Opponent	Result	Date/Season
1	A	Illinois Teachers	W, 75-70	12/17/66	1	A	Hillsdale	L, 104-103	1/23/93
1	-	Alma	L, 82-74	1967-68	1	H	Hillsdale	W, 105-101	2/27/93
1	-	Benedictine	L, 94-90	1967-68	1	H	Saint Joseph's (Ind.)	W, 89-79	11/22/94
1	H	Mercyhurst	W, 98-88	1971-72	1	A	Michigan Tech	W, 71-67	1/2/97
1	N	Tri-State (Ind.)	L, 105-102	1972-73	1	A	Wayne State	L, 83-71	1/5/98
1	A	Ashland	L, 83-76	1972-73	1	A	Ferris State	L, 77-73	1/12/98
1	A	Aquinas	W, 97-93	1973-74	1	A	Florida Southern	W, 94-87	12/11/98
1	N	Malone	W, 89-87	1973-74	1	A	Rollins	W, 91-89	12/12/98
1	H	Northeastern Illinois	L, 91-90	1973-74	1	H	Gannon	W, 86-84	1/15/00
1	-	Shaw	L, 113-109	1973-74	1	A	Lake Superior State	L, 83-79	2/12/00
1	H	Northern Michigan	W, 88-79	1974-75	1	A	Mercyhurst	L, 87-84	1/17/01
3	H	Northern Michigan	W, 83-74	1975-76	1	H	Northern Michigan	W, 97-94	2/1/01
1	H	Saginaw Valley State	W, 79-75	1975-76	1	H	Ashland	L, 75-74	1/10/02
1	A	Lake Superior State	L, 93-92	1975-76	1	A	Ferris State	W, 86-85	1/19/02
3	A	Calvin	L, 75-74	1977-78	1	H	Northern Michigan	W, 82-80	2/23/02
1	A	Saginaw Valley State	W, 70-68	1977-78	1	A	Ashland	W, 97-89	1/9/03
1	A	Saginaw Valley State	W, 69-68	1978-79	1	A	Saginaw Valley State	W, 103-93	1/25/03
1	H	Hillsdale	W, 45-44&	1978-79	1	H	Gannon	L, 72-68	1/24/04
2	A	Calvin	L, 79-75	11/20/81	1	H	Hillsdale	W, 71-63	1/15/05
3	A	Tri-State (Ind.)	L, 96-93	11/19/82	1	A	Northwood	W, 75-69	1/29/05
1	A	Calvin	W, 71-70	11/20/82	1	A	Ferris State	L, 76-75	2/7/05
1	H	Aquinas	W, 85-83	12/3/82	1	H	Findlay	W, 71-69	2/11/06
1	A	Hillsdale	W, 87-85	2/12/83	1	A	Michigan Tech	W, 69-64	2/14/07
4	H	Northern Michigan	L, 83-81	2/16/83	1	N	Northern Michigan	W, 88-87	3/2/07
2	A	Detroit	L, 70-65	11/28/83	1	N	Barton	L, 83-81&	3/21/07
1	H	Oakland	W, 81-77	1/26/84	1	A	Hillsdale	L, 86-83	2/7/09
1	A	Lake Superior State	W, 71-65	2/6/84	1	A	Hillsdale	W, 68-60	12/19/09
1	H	Ferris State	W, 75-73	2/25/84	1	H	Northwood	W, 72-70	2/27/10
1	A	Michigan Tech	W, 90-82	1/3/85	1	N	Saint Joseph's (Ind.)	L, 78-76&	3/14/10
1	A	Ferris State	L, 92-89	2/3/90	1	N	Ferris State	L, 79-72	1/29/11
1	A	Michigan Tech	W, 87-85	2/10/90	1	A	Lake Superior State	W, 69-63	2/5/11
1	A	Wisconsin-Milwaukee	W, 92-80	2/26/90	1	A	Ferris State	W, 82-80	2/26/11
1	N	North Dakota	W, 89-88	11/16/90	1	H	Michigan Tech	W, 70-68	12/19/11
1	A	Hillsdale	W, 89-86	2/14/91	1	H	Cedarville	W, 69-66	11/24/12
1	H	Ferris State	L, 105-100	1/11/92	1	H	Wayne State	L, 69-64	2/1/14
1	A	Wayne State	W, 92-91	1/23/92	1	A	Ferris State	W, 74-73	2/27/14
1	A	Michigan Tech	W, 93-91	2/15/92					& - Postseason Game

LETTERWINNERS

A		D		J	
Adams, Mark	1971, 72	Davis, Mike	1985, 86, 87, 88	Jamerson, Jason	2005, 06, 07, 08
Aldridge, Larry	1967, 68, 69, 70	Davis, Steve	1995, 96, 97, 98	James, Courtney	2003, 04, 05, 06
Alexander, Trevin	2014	DeCoster, Dan	1979	James, Derek	2000, 02
Allen, Brad	1997	DeCoster, Dave	1979	Jenks, Todd	1988, 89, 90, 91
Allen, Robert	1985, 86	Devine, Jason	1989, 90, 91, 92	Johnson, Ben	1971, 72
Allen, Terry	1967, 68	DeWitt, Dave	1971	Johnston, Mike	1987
Ampey, Wilbur	2007	Dilts, Jack	1966, 67, 68	Jones, Bruce	1981, 82, 83
Anderson, Josh	2012	Domke, Matt	1997	Jones, Corey	2010, 11
Ansons, Ernijs	2013, 14	Dungey, Kevin	1984, 85, 86, 87	Jones, Dustin	2000
Arnold, Brian	2004, 05, 06, 07	Dunnock, Mike	1982, 83	Jones, Ricky	1982, 83
B		E		K	
Baker, Jake	1993, 94, 95, 96	Eklund, Steve	1994	Kaminsky, Jeff	1984, 85
Barkley, Brandon	2013, 14	Elliott, Jeff	1984	Kapustka, Darren	2013, 14
Barr, Keith	2002	Eziukwu, Callistus	2005, 06, 07, 08	Kerr, Jim	1969
Basa, Tim	1992	F		Kendzicky, John	1981, 82, 83, 84
Bassett, Nate	2003, 04, 05, 06	Fedio, Luke	1994, 95, 96	Kerperien, Randy	1998
Bauer, Jason	2000, 01, 02, 03	Fellows, Tom	2005, 06, 07, 08	Kerr, Jim	1968, 69
Bell, Micah	2000, 01	Fife, Jeremy	1997, 98, 99	Keteyian, Steve	1977, 78
Bengston, Steve	1965	Finch, Ed	1988, 89	Kilgore, L.J.	2006, 07, 08
Bennett, Randy	1992, 93	Fisher, Kent	1965	Klein, Don	1974, 75
Bennett, Ray	1989	Flynn, John	1999, 00, 01, 02	Kohler, Marty	1990
Bitner, Bart	1990, 91, 92, 93	Franges, Joe	1974, 75	Kolp, Andy	1985, 86, 87, 88
Bollin, Bryan	2014	Fuller, George	1975, 76, 77, 78	Kooiker, Kevin	1992, 93, 94, 95
Boone, Mike	2009	G		Koster, Ken	1965, 66, 67
Bosch, Ron	1971	Gambée, John	1966	Kowalski, Bill	1966
Boucher, Jason	1999, 00, 01, 02	Garner, Tim	1978, 79	Krupinski, Paul	1965, 66, 67
Bower, Brock	2004	Giovannini, Ken	1975, 77	L	
Brege, Dan	1973	Gleeson, Gary	1981, 83, 84	Lanning, Ben	2012
Brower, Todd	1980, 81, 82, 84	Gorman, Daryl	1992, 93	Lee, Tyrone	2012, 13
Brown, James	1973	Grant, James	1967, 68, 69, 70	Leighton, Mark	1978
Brown, Toreau	2008, 09, 10	Grauzer, Jeff	2003, 04, 05, 06	Lende, Jeff	1973, 74
Bruinsma, Sid	1974, 75, 76, 77	Griffin, Kimm	1973, 74, 75	Leske, Scott	1987, 88
Bryant, Phil	1973, 74	Gurney, Rob	1987, 88, 89, 90	Loeks, Bill	2003
Burde, Michael	1997, 98	Gurzick, Joe	2014	Lovell, Jack	1965
C		H		Loveless, Chris	2001, 02
Cannon, Chris	1970	Hall, Mike	2004, 05, 06, 07	Ludwick, Tim	1984, 85, 86
Carbajal, Ricardo	2013, 14	Hammond, Scott	1976, 77	M	
Carey, Jim	1985, 86, 87, 88	Hardin, Antony	1999	Majerle, Ryan	2013
Carhart, Kyle	2003, 05, 06, 07	Harper, Larry	1973	Mandt, Charlie	1989, 90, 91, 92
Carreri, Nick	2010, 11	Harrington, John	1976, 77, 79, 80	Mans, Al	2003
Chadwick, Chris	1978, 79, 80, 81	Hartman, Drew	1996, 97, 98, 99	Martinus, Randy	1973
Chaffee, Dan	1966	Harvey, Steve	1988, 89, 90, 91	McLouth, Brad	1968, 69
Cheklich, Mark	1977, 78, 79, 80	Hempel, Phil	1968	McLouth, Fred	1968, 69
Chess, Eric	2004	Hinkle, Nathan	2002, 03	Meyer, Jeff	1986
Chickowski, Rich	1974, 75, 76	Hogan, Breland	2010, 11, 12, 13	Millard, Steve	1973, 74
Chilcote, Randy	1983	Holzhueter, Kurt	1981	Miller, Steve	1975
Clark, Alfonso	1993, 94, 95	Hull, Steve	1976, 77, 78, 79	Miller, Tony	1995, 96, 97, 98
Clayton, Spencer	2005, 07	Hunter, Scott	1994, 95	Misiak, Matt	1998, 99
Cleveland, Duke	2000, 01, 02, 03	Huntington, David	1999	Modderman, Joe	1997
Cleveringa, Jeremy	1995, 96	Huntington, J.P.	1996, 97, 98, 99	Moller, Tim	1970
Conlan, Ryan	1992, 93, 94, 96	Hurd, Bob	1971, 72	Moore, Tim	1980, 81
Conser, Bob	1969, 70, 71, 72	I		Morris, K'Len	2009, 10, 11
Conser, Dick	1968, 69, 70	Ianni, Anthony	2008, 09	Moultrie, Ed	1977, 78, 80, 81
Copp, Dick	1968, 69, 70, 71	Ingle, Jim	1969	Mulvihill, Tim	1985, 86
Coston, Bruce	1965, 66	J		Myers, Nate	1999, 00, 01, 02
Crisman, Ed	1966, 67, 68, 69	K		Myles, Donnie	1974, 75, 76
Crosson, Dave	1999, 00, 01, 02	L		Myles, Nate	1976
Cvengos, John	1974, 75	M			

N

Naughton, Justin 2001, 02
 Newell, Dan 2010, 12
 Noble, Todd 1972, 73
 Norman, Darius 2012, 13
 Nyhuis, Jim 1965, 66, 67, 68

O

O'Mara, Shawn 1988, 89, 90, 91
 Olesnavage, Jim 1981, 83
 Oosdyke, Bob 1971, 72

P

Parlor, Randy 1983, 84, 85, 86
 Pete, Larry 1970
 Peterman, Paul 1975, 76, 77, 78
 Peters, Tony 2010, 11, 12, 13
 Pettway, Jerry 1987
 Piche, Glenn 1982, 83, 84, 85
 Pjesky, Jim 1975, 76
 Plasters, Clark 1978, 79, 80
 Poling, Mark 1977
 Polus, Ron 1982, 83, 84, 85
 Poole, Dan 1968, 69, 70, 71
 Porter, David 1994
 Principe, Mark 1977, 79, 80
 Pruitt, Greg 1982, 83, 84
 Przydzial, Mike 2008, 09, 10, 12

R

Radvansky, Andy 1986
 Raven, Chris 1976, 77, 78, 79
 Redder, Dan 2006, 07
 Reitz, Gene 1981
 Resler, Drey 2001
 Richards, Ray, Jr. 1990, 91
 Ried, Bill 1966, 69
 Ringler, Justin 2008, 09, 10, 11
 Roach, Bill 1985, 86
 Roberson, Josh 2011
 Rogers, Rick 1977, 78

Roh, Fred 1970, 71, 72, 73
 Rollins, Chaz 2014
 Rourke, Frank 1978, 79
 Ryskamp, Luke 2014

S

Sabin, Ryan 2012, 13, 14
 Sandel, Steve 1983
 Schrotenboer, Todd 1997, 98
 Schuitema, Joe 1989, 90, 91, 93
 Scott, Joel 2001, 02
 Shobe, Quinten 1982
 Simpson, Arnell 1970, 71, 72
 Skok, Tom 1979
 Smith, Donte 2000, 01
 Smith, Jerret 2009
 Smith, Pat 1972, 73
 Smith, Terry 1986, 87, 88, 89
 Smith, Tony 1974, 75, 76
 Somerfield, Austin 2013
 Spencer, Garrett 1999
 Stahle, Bob 1979, 80, 81
 Starks, Brad 2002
 Stephenson, Devon 1994
 Storrs, Alvin 2009, 10, 11
 Sublett, Tony 1982
 Szeman, Glenn 1995

T

Tatum, Asauhn 2011
 Taylor, Eric 1990, 91
 Thelen, Kurt 1985, 86, 87, 88
 Thomas, James 2011, 12
 Thornton, Matt 1996, 97, 98
 Thompson, David 2007, 08
 Tiernan, Bobby 2006, 07, 08, 09
 Trammell, Pete 2006, 07, 08, 09
 Trammell, Wes 2009, 10, 11
 Tucker, Scott 2000, 01
 Turnbough, DeMarcus 2014

U

Underhill, Scott 1991, 92, 93, 94

V

VanOss, Steve 1988
 Verbeek, Nate 1993, 94, 95, 96
 Vogg, Vince 1978, 79, 80, 81
 Voison, Eric 2003, 04
 Veltkamp, Tom 1973

W

Waddell, Nick 2011, 12
 Wallace, Jerry 2003, 04, 05, 06
 Wallace, Marcus 2004, 05
 Walker, Zachary 2014
 Washington, Darren 2013, 14
 Wasilk, Timothy 1997, 98
 West, Nick 2009, 10
 Westrate, Ron 1965, 66, 67
 White, Melvin 2003, 04
 Whymer, Joel 2007, 08
 Wiersma, Kent 1986, 87, 88, 89
 Wichlacz, Brent 1990, 91, 92, 93
 Wiggins, Harold 2014
 Wilhelmi, Josh 1994, 96
 Williams, Aaron 1992, 93, 94
 Williams, Terrence 1991, 92, 93
 Woodson, Rob 2010, 12, 13, 14

Y


Young, Bill 1974, 75, 76
 Young, Enis 1997, 98, 99

Z

Zeidak, Kristers 2013



John Flynn is the GVSU career scoring leader, pouring in 2,220 points in his career from 1998 to 2002.



Paul Peterman holds the Laker single-season record for most points scored (770) in 1976-77.