



# GRAND VIEW VIKING FOOTBALL

13 FCS PLAYOFF APPEARANCES (2011, 2013-2024)



GAME FOURTEEN: 69TH ANNUAL NAIA NATIONAL CHAMPIONSHIP

#2-SEED GRAND VIEW VIKINGS

VS

#1-SEED KEISER SEAHAWKS

13-0, 6-0 HOA-N



**Head Coach:** Joe Woodley (6th season)  
**Record at GUV:** 71-5 (.934)  
**Career Record:** 71-5  
**Record vs. Keiser:** 0-1

12-0, 6-0 Sun



**Head Coach:** Myles Russ (1st as HC)  
**Record at KU:** 12-0 (1.000)  
**Career Record:** Same  
**Record vs. Grand View as HC:** 0-0

SATURDAY, DECEMBER 21 • 12:00 PM (EST) / 11:00 AM (CST) • DURHAM, NC • DURHAM COUNTY MEM. STADIUM (8,500) •

## //VIKINGS PRIMED FOR THIRD NAIA FCS NATIONAL CHAMPIONSHIP

■ Grand View is making their third NAIA FCS Championship Appearance, they won the National Championship back in 2013 vs. The University of the Cumberlands 35-23, fell to Morningside in 2021 38-28, and now face Keiser.

■ A win would give Grand View their 19th postseason victory, moving the overall record to 18-11.

■ **HOA-N DIVISION CHAMPS!** The 31-13 win over Graceland to end the regular season clinched the programs 6th straight HOA title, 9th overall.

■ **HOA MAJOR AWARDS:** The Vikings saw **Jackson Waring** (Player of the Year), **John Argo** (Defensive Player of the Year), E.J. Peterson (Assistant Coach of the Year), and HC **Joe Woodley** (Coach of the Year) earn Heart major awards.

## // KEY STORYLINES

■ **The historic season for GUV continues with the FCS National Championship title game on the line.**

■ Keiser is the first Sun Conference opponent for the Vikings this season.

■ The Vikings' defense sits first in the nation in multiple categories, including scoring defense and holding opponents to just 8.5 points per game, total yards per game at 205.5 (122 fewer yards than Keiser), and rushing yards per game at 68.6.

■ **QB Jackson Waring** is in his best playoff performance of his career for the Vikings, through the FCS he has 643 passing yards (43-69... 62% CMP), 3 passing TDs, 153 rushing yards, and four rushing TDs.

■ The Vikings rushing attack sits fourth in the NAIA in rushing touchdowns, with 41 this season.

■ HOA-N Defensive Player of the Year, John Argo is at 83 tackles this season with 34 in the NAIA FCS.

■ AFCA NAIA All-American Jackson Filer, sits 4th in the Nation in sacks with 11, and 2nd in the country in sack yards with 107.

■ Grand View has possessed the ball for 7:18:54 this season (33:46) per game, the longest remaining TOP in the FCS.

## ON THE AIR

**RADIO: VIKING SPORTS NETWORK**

Play-by-play: Geoff Conn  
Analyst: None  
Sideline: None

**SOCIAL MEDIA: #3D x #WEAREDSM**

X (Twitter): @GVVikingFB  
Instagram: @GVVikingFB  
Facebook: /GVUVikingFB

## // A WIN WOULD...

- Be better than a loss.
- Give Grand View their 2nd National Title.
- Be the first-ever win against Keiser, plus the first-ever win in Durham.
- Be the first National Title for Head Coach Joe Woodley.
- Give Grand View a perfect 14-0 season, the



## // COMMUNICATIONS CONTACT

**Natalie Rigatuso**, Sports Information Director  
nrigatuso@grandview.edu

## // BY THE NUMBERS

13

NAIA FCS Playoff Appearances: 2011, 2013, 2014, 2015, 2016, 2017, 2018, 2019, 2020, 2021, 2022, 2023, 2024

3

National Title Game participations, 2013, 2021, and now 2024.

1

Grand View has one program National Title - dating back to their perfect 13-0 season under Mike Woodley.

## 2024 SCHEDULE

DATE	(RK) OPPONENT	RESULT
Sep. 7	William Woods	W, 54-6
Sept. 14	at (9) Benedictine	W, 52-28
Sept. 21	Missouri Valley	W, 24-0
Sept. 28	at Culver-Stockton *	W, 45-13
Oct. 5	Clarke *	W, 89-0
Oct. 17	at Central Methodist	W, 42-7
Oct. 26	at Saint Ambrose *	W, 34-0
Nov. 2	William Penn *	W, 42-6
Nov. 9	at Peru State *	W, 26-7
Nov. 16	Graceland *	W, 31-13
Nov. 30	(16) Friends !	W, 21-17
Dec. 7	(11) Northwestern !	W, 17-0
Dec. 14	(6) Morningside!	W, 36-13
Dec. 21	at (1) Keiser !	12:00 PM EST

**BOLD CAPS** - "Home" game

\* - Heart of America (HOA) game

! - FCS Playoff game

All games listed in Central Time (CT) // Rankings are NAIA poll

## VIKINGS IN 2024

Overall Record .....	13-0
Conference (HOA) .....	6-0
Home .....	8-0
Away .....	5-0
Streak .....	W13

## SERIES HISTORY

**GRAND VIEW VS. KEISER**

Overall: Keiser leads, 1-0

Current Streak: Keiser W1

In Des Moines: 0-1

In Durham: 0-0

Last Meeting: Keiser won 38-21, OT

(Dec. 3, 2022; Des Moines, Iowa)

## WE ARE GRAND VIEW

**Grand View University (GUV)** Grand View University is a private liberal arts university in Des Moines, Iowa. Founded in 1896 and affiliated with the Evangelical Lutheran Church in America, the university enrolls approximately 2,000 students and is accredited by the Higher Learning Commission.

In reference to our school's nickname, we are the **Vikings**. Upon second reference, **GV** is an acceptable reference for GUV Athletics. **Please use the abbreviation: GUV**



VIKING NOTES

// VIKINGS PLAYOFF TIDBITS

- The Vikings are 18-11 in the NAIA FCS.
- HC Joe Woodley picked up his 70th career victory against No. 11 Northwestern.
- Grand View is back into the title game for the 2nd time in four seasons.
- A win would give Grand View their 19th postseason victory, moving the overall record to 18-11.
- **DEFENDING DES MOINES:** Grand View is 7-0 in Des Moines this season; five of these wins were played at the Duke.
- The most points GVVU has scored in a National Championship game was 32, which dates back to 2013 where they won its first title.

// DVP CLEARED FOR TAKE-OFF!

- Junior Dalten Van Pelt has sparked the Vikings offense through the playoffs, the Van-Meter native posted several season highs in their semifinal game against Morningside.
- Van Pelt recorded 3 rushing TDs against the Mustangs, accumulating 53 net yards on just nine carries.
- DVP now sits at 709 rushing yards on the season, 423 more yards than his Sophomore season - including 10 more TDs at 12 this season.
- He averages 59.1 yards per game.

// BROWN THE BULLDOZER

- Sr. lineman Aaron Brown continues to lead in big moments for the Vikings.
- The senior, although may not light up the stat sheet, continues to lead the Nations top defense.
- The Quarterfinals saw Aaron Brown be awarded Defensive Player of the Game after he recorded one his best games of the season, including 2.5 TFLs of yards, as well as a forced fumble that set up a scoring opportunity for Waring and Co.
- Brown is one of the Vikings leading tacklers, but shines the most with pressure on the QB, AB stifled the Mustangs first chance of a score that led to only them trailing 21-7 at the half.
- Aaron Brown, who is one of the veterans on this Viking squad who also played several snaps as a true freshman at the National Championship back in 2021.

// ARGO A FINALIST FOR CLIFF HARRIS

- Viking LB John Argo was named one of the 36 finalists for the Cliff Harris Award, announced on Dec. 17.
- The Cliff Harris is awarded to small colleges' best defensive player annually.
- In 2023, Tristin Waugh, Viking standout earned the award.
- John Argo has shined in his first full season with the Vikings, being awarded the Heart of Americas' Defensive Player of the Year, and 1st team All-HOA.
- Argo has recorded 34 tackles through the FCS series, with two double-digit performances.
- The Davenport native leads the Vikings with 83 tackles through his Junior campaign.

// WARING THE DOUBLE THREAT

- QB-1 Jackson Waring is the Vikings second leading rusher with 541 net yards and 13 TDs, for an average of 41.62 per game.
- Waring is 171-of-283 for 2382 passing yards and 21 TDs and just 3 INTs.
- The Vikings offensive scheme has leaned heavily on Waring's ground game, especially in the post season as he's accumulated 153 yards on 41 carries - scoring a rushing TD in each.
- Along with his strongest rushing performances in the playoffs, Waring has also displayed some of his best numbers through the air of the post-season run including 643 passing yards and 3 TDs.

// HEAD COACH JOE WOODLEY

- HC Joe Woodley was named the 2024 Heart of America Athletic Conference (HOA) Coach of the Year.
- He's won five HOA Coach of the Year honors at GVVU (2019, 2020, 2022, 2023, & 2024) out of six seasons as HC.
- Woodley leads the Conference of Heart of America Coach of the Year Awards.
- Woodley was named one of ESPNs 100 coaches to Define the Next Decade of College Football - the only NAIA coach to be featured.
- This season, Woodley picked up his 51st straight career win at Grand View with the 52-28 win at (9-seeded in the FCS) Benedictine on September 14th.
- **He has coached in 75 career games at Grand View.**
- Mike Woodley, the founding coach of Grand View's football program, led the Vikings with remarkable success over 11 seasons, compiling an impressive 93-34 record.
- Joe Woodley, son of Mike, who took the helm in 2019, has continued the legacy of excellence. With a stellar 70-5 career record as head coach, Joe snagged career win 70 with the Quarterfinal victory against the Red Raiders.

// STOUT DEFENSE

- The Vikings posted their fourth shutout of the season after the Quarterfinal match-up.
- Grand View's defense is on pace to be one of the best defenses in NAIA history, only allowing 13 TDs this season.
- GVVU has stifled opponents in 3rd down conversion with an aching 22% conversion rate.
- The defense ranks at the top in the nation in many categories: total yards (205.0), passing yards per game (136.9), points per game (8.5), and rushing yards per game (68.6).
- The Vikings have twelve interceptions as a team, with seven different Vikings having one (Daviere Jones owns four of the 12).
- Prince Brown leads the Vikings with eight PBUs.
- Grand View's defense is so balanced that there are 3 members with 65+ tackles.
- Jackson Filer leads the Vikings in TFL-YDS with 23 for 155 yards, and second in tackles with 65.
- Cade Sheedy matches Filer's 65 tackle effort with 65 of his own tackles this season to round out the defense.

HOA ALL-CONF. TEAMS

// MAJOR AWARDS

Joe Woodley	Coach of the Year
E.J. Peterson	Assistant Coach of the Year
John Argo	Defensive Player of the Year
Jackson Waring	Player of the Year

// FIRST TEAM

Noah Clark	Offensive Line
Nate Timmons	Offensive Line
Aisea Toki	Wide Receiver
Jayson Weiland	Offensive Line
Jackson Waring	Quarterback
James Wartick	Defensive Line
John Argo	Linebacker
Aaron Brown	Defensive Line
Prince Brown	Defensive Back
Jackson Filer	Defensive Line
Daviere Jones	Defensive Back
Cade Sheedy	Linebacker
Adam Caudle	Longsnapper
Kody Kruschwitz	Punter

// SECOND TEAM

Ryan Saddler Jr.	Offensive Line
Dalten Van Pelt	Runningback
Nate Willcockson	Linebacker
Krishawn Butler	Defensive Back
Cory Wood	Kicker

// HONORABLE MENTION

Christian Stoler	Offensive Line
Skylar James	Defensive Back
Dane Johnson	Defensive Tackle





CHAMPIONSHIP HISTORY

Year	Location	Champion	Score	Runner-Up
1956	Little Rock Ark.	Montana State/St. Joseph's (Ind.)	0-0 (tie)	
1957	St. Petersburg, Fla.	Pittsburg State (Kan.)	27-26	Hilldale (Mich.)
1958	St. Petersburg, Fla.	Northwestern State (Okla.)	19-13	Northern Arizona
1959	St. Petersburg, Fla.	Texas A&I	20-7	Lenoir-Rhyne (N.C.)
1960	St. Petersburg, Fla.	Lenoir-Rhyne (N.C.)	5-14	Humboldt State (Calif.)
1961	Sacramento, Calif.	Pittsburg State (Kan.)	12-7	Linfield (Ore.)
1962	Sacramento, Calif.	Central State (Okla.)	28-13	Lenoir-Rhyne (N.C.)
1964	Augusta, Ga.	St. John's (Minn.)	23-22	Prairie View A&M (Texas)
1965	Augusta, Ga.	Concordia (Wisc.)/Sam Houston State (Texas)	7-7 (tie)	
1966	Tulsa, Okla.	St. John's (Minn.)	33-0	Linfield (Ore.)
1967	Morgantown, W.Va.	Waynesburg (Pa.)	42-21	Wisconsin-Whitewater
1968	Montgomery, Ala.	Farmont State (W.Va.)	28-21	Eastern Washington
1969	Kingsville, Texas	Troy State (Ala.)	43-35	Texas A&I
1970-I	Grenville, S.C.	Texas A&I	32-7	Concordia (Minn.)
1970-II	New Castle, Pa.	Westminster (Pa.)	21-16	Worford (S.C.)
1971-I	Birmingham, Ala.	Livingston (Ala.)	14-12	Anderson (Ind.)
1971-II	Thousand Oaks, Calif.	California Lutheran	30-14	Arkansas Tech
1972-I	Commerce, Texas	East Texas State	21-18	Westminster (Pa.)
1972-II	Joplin, Mo.	Missouri Southern	21-14	Carson-Newman (Tenn.)
1973-I	Shreveport, La.	Ablene Christian (Texas)	42-14	Northwestern (Iowa)
1973-II	Huntington, W.Va.	Northwestern (Iowa)	10-3	Elon (N.C.)
1974-I	Kingsville, Texas	Texas A&I	34-23	Glenville State (W.Va.)
1974-II	Saginaw, Texas	Texas Lutheran	42-0	Henderson State (Ark.)
1975-I	Kingsville, Texas	Texas A&I	37-0	Missouri Valley
1975-II	Thousand Oaks, Calif.	Texas Lutheran	34-8	Salem (W.Va.)
1976-I	Kingsville, Texas	Texas A&I	30-0	California Lutheran
1976-II	Redlands, Calif.	Westminster (Pa.)	20-13	Central Arkansas
1977-I	Seattle, Wash.	Ablene Christian (Texas)	24-7	Redlands (Calif.)
1977-II	Thousand Oaks, Calif.	Westminster (Pa.)	17-9	Southwestern Oklahoma
1978-I	McAllen, Texas	Angelo State (Texas)	24-14	California Lutheran
1978-II	Findlay, Ohio	Concordia (Minn.)	7-0	Elon (N.C.)
1979-I	McAllen, Texas	Texas A&I	30-0	Findlay (Ohio)
1979-II	Findlay, Ohio	Findlay (Ohio)	51-6	Central State (Okla.)
1980-I	Burlington, N.C.	Elon (N.C.)	17-10	Northwestern (Iowa)
1980-II	Tacoma, Wash.	Pacific Lutheran (Wash.)	38-18	Northwestern State (Okla.)
1981-I	Burlington, N.C.	Elon (N.C.)	3-0	Wilmington (Ohio)
1981-II	Sherman, Texas	Austin College (Texas)/Concordia (Minn.)	24-24 (tie)	Pittsburg State (Kan.)
1982-I	Edmond, Okla.	Central State (Okla.)	14-11	
1982-II	McMinnville, Ore.	Linfield (Ore.)	33-15	Mesa (Colo.)
1983-I	Grand Junction, Colo.	Carson-Newman (Tenn.)	36-28	William Jewell (Mo.)
1983-II	Tacoma, Wash.	Northwestern (Iowa)	25-21	Mesa (Colo.)
1984-I	Conway, Ark.	Carson-Newman (Tenn.)	19-19 (tie)	Pacific Lutheran (Wash.)
1984-II	McMinnville, Ore.	Linfield (Ore.)	33-22	
1985-I	Conway, Ark.	Hilldale (Mich.)	10-10 (tie)	Northwestern (Iowa)
1985-II	Tacoma, Wash.	Wisconsin-La Crosse	24-7	Pacific Lutheran (Wash.)
1986-I	Jefferson City, Tenn.	Carson-Newman (Tenn.)	17-0	Cameron (Okla.)
1986-II	McMinnville, Ore.	Linfield (Ore.)	17-0	Baker (Kan.)
1987-I	Lawton, Okla.	Cameron (Okla.)	30-2	Carson-Newman (Tenn.)
1987-II	Tacoma, Wash.	Pacific Lutheran (Wash.)	16-16 (tie)	
1988-I	Jefferson City, Tenn.	Carson-Newman (Tenn.)	26-21	Adams State (Colo.)
1988-II	New Wilmington, Pa.	Westminster (Pa.)	21-14	Wisconsin-La Crosse
1989-I	Jefferson City, Tenn.	Carson-Newman (Tenn.)	34-20	Emporia State (Kan.)
1989-II	Canton, Ohio	Westminster (Pa.)	31-30	Wisconsin-La Crosse
1990-I	Grand Junction, Colo.	Central State (Ohio)	38-16	Mesa State (Colo.)
1990-II	Omaha, Neb.	Peru State (Neb.)	17-7	Westminster (Pa.)
1991-I	Wilberforce, Ohio	Central Arkansas	19-16	Westminster (Pa.)
1991-II	Georgetown, Ky.	Georgetown (Ky.)	28-20	Central State (Ohio)
1992-I	Boling Springs, N.C.	Central State (Ohio)	19-16	Pacific Lutheran (Wash.)
1992-II	Portland, Ore.	Findlay (Ohio)	26-13	Gardner-Webb (N.C.)
1993-I	Ada, Okla.	East Central (Okla.)	49-35	Linfield (Ore.)
1993-II	Portland, Ore.	Pacific Lutheran (Wash.)	50-20	Glenville State (W.Va.)
1994-I	Pine Bluff, Ark.	Northwestern State (Okla.)	13-12	Westminster (Pa.)
1994-II	Portland, Ore.	Westminster (Pa.)	27-7	Arkansas-Pine Bluff
1995-I	Tahlequah, Okla.	Central State (Ohio)	37-7	Pacific Lutheran (Wash.)
1995-II	Tacoma, Wash.	Central Washington/Findlay (Ohio)	21-21 (tie)	Northwestern State (Okla.)
1996-I	Weatherford, Okla.	Southwestern Oklahoma	33-31	
1996-II	Savannah, Tenn.	Sioux Falls (S.D.)	47-25	Montana Tech
1997	Savannah, Tenn.	Findlay (Ohio)	14-7	Western Washington
1998	Savannah, Tenn.	Azusa Pacific (Calif.)	17-14	Williamette (Ore.)
1999	Savannah, Tenn.	Northwestern Oklahoma State	34-26	Olivet Nazarene (Ill.)
2000	Savannah, Tenn.	Georgetown (Ky.)	19-0	Georgetown (Ky.)
2001	Savannah, Tenn.	Georgetown (Ky.)	49-27	Northwestern
2002	Savannah, Tenn.	Carroll (Mont.)	28-7	Sioux Falls (S.D.)
2003	Savannah, Tenn.	Carroll (Mont.)	41-28	Georgetown (Ky.)
2004	Savannah, Tenn.	Carroll (Mont.)	15-13	Northwestern Oklahoma
2005	Savannah, Tenn.	Carroll (Mont.)	27-10	St. Francis (Ind.)
2006	Savannah, Tenn.	Sioux Falls (S.D.)	23-19	St. Francis (Ind.)
2007	Savannah, Tenn.	Carroll (Mont.)	17-9	Sioux Falls (S.D.)
2008	Rome, Ga.	Sioux Falls (S.D.)	23-7	Carroll (Mont.)
2009	Rome, Ga.	Sioux Falls (S.D.)	25-22	Lindenwood (Mo.)
2010	Rome, Ga.	Carroll (Mont.)	10-7	Sioux Falls (S.D.)
2011	Rome, Ga.	Saint Xavier (Ill.)	24-20	Carroll (Mont.)
2012	Rome, Ga.	Marian (Ind.)	30-27	Morningside (Iowa)
2013	Rome, Ga.	Grand View (Iowa)	35-23	Cumberlands (Ky.)
2014	Daytona Beach, Fla.	Southern Oregon	55-31	Marian (Ind.)
2015	Daytona Beach, Fla.	Marian (Ind.)	14-14	Southern Oregon
2016	Daytona Beach, Fla.	Saint Francis (Ind.)	38-17	Baker (Kan.)
2017	Daytona Beach, Fla.	Saint Francis (Ind.)	24-13	Reinhardt (Ga.)
2018	Daytona Beach, Fla.	Morningside (Iowa)	35-28	Benedictine (Kan.)
2019	Grambling, La.	Morningside (Iowa)	40-38	Marian (Ind.)
2020	Grambling, La.	Lindsey Wilson (Ky.)	45-13	Northwestern (Iowa)
2021	Durham, NC	Morningside (Iowa)	48-28	Grand View (Iowa)
2022	Durham, NC	Northwestern (Iowa)	35-25	Kesler (Florida)
2023	Durham, NC	Northwestern (Iowa)	31-21	Kesler (Florida)

\* Wisconsin-Stevens Point forfeited its entire 1987 schedule because of the use of an ineligible student-athlete. Pacific Lutheran (Wash.) is considered a co-champion with the other position vacated.

AWARDS & HONORS

JOHN ARGO, LINEBACKER

AFCA FIRST TEAM ALL-AMERICAN, CLIFF HARRIS FINALIST

JACKSON FILER, DEFENSIVE LINE

AFCA SECOND TEAM ALL-AMERICAN

DAVIERE JONES, DEFENSIVE BACK

AFCA SECOND TEAM ALL-AMERICAN

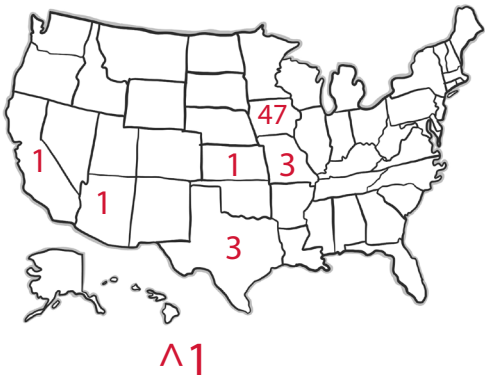
JAYSON WEILAND, OFFENSIVE LINE

AFCA SECOND TEAM ALL-AMERICAN

JACKSON WARING, QUARTERBACK

AFCA THIRD TEAM ALL-AMERICAN

VIKINGS BY STATE



// ROSTER BREAKDOWN

- Grand View's postseason roster has 57 suited athletes.
- A breakdown of the by class of the 2024 GVU post-season roster (**Note:** sophomores through seniors include any redshirt seasons):
  - **Total Freshman:** 4
  - **Sophomores:** 14
  - **Juniors:** 22
  - **Seniors:** 14
  - **Graduates:** 4
- The roster features athletes from 7 states.

// VIKINGS BY STATE BREAKDOWN

- Almost 82% of Grand View's post season roster features home-grown Iowa kids.



2024 GRAND VIEW ROSTER

NUMERICAL

No.	Name	Yt.	Pos.	Ht.	Wt.	Hometown (High School / Previous School)
0	Jordan Kumm	JR	WR	5' 10"	185	Ankeny, IA / University of Iowa
1	Zane Johnson	SR	WR	6' 0"	180	West Des Moines, IA / Iowa Western CC
3	Dalten Van Pelt	JR	RB	6' 0"	195	Van Meter, IA / Van Meter HS
3	Tracy Davis	JR	DB	5' 11"	185	Norwalk, IA / Iowa Central CC
4	Kellen Moore	SO	SF	5' 11"	185	Forest City, IA / Forest City HS
5	Daviere Jones	JR	DB	5' 10"	195	Des Moines, IA / Roosevelt HS
6	Krishawn Butler	JR	DB	6' 0"	185	Hazlewood, MO / University of Central-Missouri
7	Peyton Goode	JR	WR	6' 1"	200	Ankeny, IA / Ankeny Centennial HS
8	Jackson Waring	SR	QB	6' 3"	225	Ankeny, IA / Illinois State University
8	Skylar James	JR	SF	6' 1"	215	Des Moines, IA / Roosevelt HS
9	Jackson Filer	JR	DL	6' 3"	245	Des Moines, IA / University of Iowa
9	Louis Brooks	JR	WR	6' 1"	190	Des Moines, IA / Iowa Central CC
10	John Argo	JR	LB	6' 0"	220	Davenport, IA / Davenport Assumption HS
11	Aisea Toki	SR	WR	6' 1"	215	Le Mars, IA / Iowa Western CC
12	Tate Stine-Smith	SR	WR	6' 1"	205	Adel, IA / ADM HS
13	Jack Jepson	FR	QB	6' 4"	200	Urbandale, IA / Dowling HS
13	Tucker Dickherber	JR	SF	5' 10"	185	Camanche, IA / Camanche HS
15	Cory Wood	SO	K	5' 8"	175	Litchfield Park, AZ / Raymond S. Kellis HS
15	Blake Tubbs	SO	SF	5' 10"	200	Johnston, IA / Johnston HS
16	Peyton Rottinghaus	SO	QB	6' 1"	205	Urbandale, IA / Urbandale HS
18	Triston Williams	SO	WR	6' 5"	205	Houston, TX / Stratford HS
19	Jonah Miyazawa	GR	WR	6' 0"	185	Honolulu, HI / Mount Marty University
20	Prince Brown	SR	DB	6' 0"	190	Muscatine, IA / Muscatine HS
22	Cale Culver	JR	RB	6' 0"	210	Ackley, IA / AGWSR HS
23	Lamont Washington	GR	LB	6' 1"	200	Kansas City, MO / Missouri Western State University
24	Kody Kruschwitz	GR	P	6' 2"	200	Nevada, IA / Nevada HS
24	Timothy Nimely	SR	RB	5' 8"	185	Muscatine, IA / Muscatine HS
27	Brady Duwa	SR	SF	6' 1"	210	Keota, IA / Keota HS
29	Michael Banks	SO	LB	6' 0"	220	Van Meter, IA / Van Meter HS
31	JT freeman	SO	DE	6' 0"	215	Johnston, IA / Johnston HS
32	Mark Ard	SO	DB	6' 0"	175	Anaheim, CA / Iowa Western CC
33	Cade Sheedy	JR	LB	6' 0"	215	Davenport, IA / Davenport North HS
34	Nathan Willcockson	GR	TE	5' 10"	230	West Des Moines, IA / Valley HS
36	Porter Doggett	FR	SF	6' 1"	190	Van Meter, IA / Van Meter HS
39	Justyn Hamm	FR	K	6' 1"	200	Spirit Lake, IA / Iowa Western CC
40	Simeon Reichenbach	SO	LB	6' 0"	215	Wayland, IA / Waco HS
42	Harrison Leinen	FR	LB	6' 1"	220	Waukee, IA / Waukee NW HS
44	Lance Clayburg	SO	TE	6' 3"	235	Coon Rapids, IA / Coon Rapids Bayard HS
45	Calvin Sieck	SR	LB	6' 1"	210	Van Meter, IA / Van Meter HS
46	Casey Trudo	JR	DE	6' 2"	245	Van Meter, IA / Van Meter HS
49	Nolan Simpson	SO	DE	6' 2"	265	Burlington, IA / Burlington HS
52	Eli Moses	FR	DE	6' 2"	255	Waukee, IA / Winona State University
56	Ryand Saddler Jr.	SO	OL	6' 1"	305	Bettendorf, IA / Pleasant Valley HS
57	Aaron Brown	SR	DL	6' 1"	285	Houston, TX / North Shore Senior HS
58	Nate Timmons	JR	OL	6' 8"	300	Davenport, IA / University of Northern Iowa
66	Jackson Mueller	JR	OL	6' 2"	260	Johnston, IA / Johnston HS
68	Matthew Kauffman	SR	OL	6' 1"	280	Pleasantville, IA / Iowa Central CC
71	Jayson Weiland	SR	OL	6' 3"	290	Cedar Falls, IA / Cedar Falls HS
72	Ethan Alvarado	JR	OL	6' 2"	270	Deer Park, TX / Deer Park HS
75	Jamil Musignac	R-FR	OL	6' 4"	275	Johnston, IA / Johnston HS
76	Payton McNealy	JR	OL	6' 5"	325	Hampton, IA / Hampton Dumont Cal HS
78	James Wartick	SR	OL	6' 5"	275	Algona, IA / Algona HS
79	Christian Stoler	JR	OL	6' 2"	330	Oelwein, IA / Oelwein HS
83	Carson Hagan	SO	DL	6' 2"	265	Des Moines, IA / Dowling HS
88	Corey Phillips	JR	TE	6' 5"	265	Ames, IA / Ames HS
90	Isaac Cook	JR	DL	6' 0"	265	Raymore, MO / Raymore-Peculiar HS
93	Joel Greiner	SO	DL	6' 2"	255	Monroe, IA / PCM HS
94	Dane Johnson	SR	DL	6' 1"	290	Manson, IA / Pocahontas HS
96	Adam Caudle	SO	LS	5' 11"	215	Atchinson, KS / Maur Hill-Mount Academy
97	Cameron Meislahn	JR	DL	6' 3"	265	Bondurant, IA / Bondurant Farrar HS





Offense											
POS	#	Name	Year	Height	Weight		#	NAME	Year	Height	Weight
LT	58	Nate Timmons	R-JR	6'8"	305		72	Ethan Alvarado	JR	6'1"	270
LG	71	Jayson Wieland	SR	6'3"	290		76	Payton McNealy	JR	6'5"	345
C	56	Ryan Saddler	R-SO	6'1"	305		66	Jackson Mueller	JR	6'1"	275
RG	79	Christian Stoler	JR	6'3"	330		72	Ethan Alvarado	JR	6'1"	270
RT	78	James Wartick	R-JR	6'5"	275		68	Matthew Kaufmann	SR	6'1"	275
RB	24	Tim Nimely	SR	5'8"	190		12	Tate Stine-Smith	SR	6'0"	210
TE/FB	34	Nate Willcockson	R-SR	5'11"	235		88	Corey Phillips	R-SO	6'4"	275
WR	11	Aisea Toki	R-JR	6'1"	215		7	Peyton Goode	JR	6'1"	190
WR	0	Jordan Kumm	R-JR	5'10"	185		18	Triston Williams	SO	6'5"	205
WR	1	Zane Johnson	SR	5'11"	170	9	Louis Brooks	JR	6'0"	170	
QB	8	Jackson Waring	R-JR	6'3"	215	16	Peyton Rottinghaus	R-FR	5'11"	185	
Defense											
POS	#	Name	Year	Height	Weight		#	NAME	Year	Height	Weight
DT	94	Dane Johnson	SR	6'1"	285		97	Cameron Meislahn	JR	6'2"	265
DT	57	Aaron Brown	SR	6'1"	270		49	Nolan Simpson	SO	6'2"	260
DE	46	Casey Trudo	SO	6'2"	250		90	Isaac Cook	R-FR	5'11"	265
DE	9	Jackson Filer	R-JR	6'3"	235		83	Carson Hagan	SO	6'2"	245
LB	10	John Argo	JR	6'0"	225		45	Calvin Sieck	SR	6'1"	215
LB	33	Cade Sheedy	JR	5'11"	215		42	Harry Leinen	FR	6'1"	210
LB	8	Skylar James	JR	6'1"	210		27	Brady Duwa	SR	6'1"	205
CB	6	Krishawn Butler	R-JR	5'11"	175		3	Tracy Davis	R-JR	5'11"	185
SF	4	Kellen Moore	SO	5'11"	190		13	Tucker Dickherber	JR	5'10"	185
SF	5	Daviere Jones	JR	5'10"	185	15	Blake Tubbs	SO	5'9"	185	
CB	20	Prince Brown	SR	5'11"	190	3	Tracy Davis	R-JR	5'11"	185	
Specialty Positions											
POS	#	Name	Year	Height	Weight		#	NAME	Year	Height	Weight
KR	7	Peyton Goode	JR	6'1"	190		1	Zane Johnson	SR	5'11"	170
KR	11	Aisea Toki	R-JR	6'1"	215		7	Peyton Goode	JR	6'1"	190
PR	11	Aisea Toki	R-JR	6'1"	215		7	Peyton Goode	JR	6'1"	190
LS	96	Adam Caudle	SO	5'11"	200		4	Kellen Moore	SO	5'11"	190
SS	97	Adam Caudle	SO	5'11"	201		5	Kellen Moore	SO	5'11"	191
H	24	Kody Kruschwitz	R-SR	6'1"	195		14	Carter Durlinger	SO	6'0"	180
K	39	Justyn Hamm	R-FR	6'1"	190		15	Cory Wood	SO	5'7"	165
P	24	Kody Kruschwitz	R-SR	6'1"	195	28	Bradyn Cory	FR	5'11"	190	

PRONUNCIATIONS

5 Daviere Jones  
Dav-E-Air

6 Kirshawn Butler  
Ker - SHAWN

7 Peton Goode  
GOOD

8 Jackson Waring  
WEAR-ING

9 Louis Brooks  
LOU-E

9D Jackson Filer  
FILE (WITH AN F)

11 Aisea Toki  
Normal Isaiah TOE-KEY

19 Jonah Miyazawa  
ME-UH-ZOW-UH

24P Kody Kruschwitz  
Crush-Witz

24 Tim Nimely  
NIM-LEE


71 Jayson Wieland  
WEE-LAND

75 Jamil Musignac  
MOOSE-IN-NACK

97 Cameron Meislahn  
ME-SALON



## GVU COACHING STAFF



**E.J. PETERSON** FIELD  
DEFENSIVE COORDINATOR • 6th season

- Peterson played linebacker, defensive end, and special teams for the Iowa Barnstormers, an arena football team in the Arena Football League, located in Des Moines, Iowa. Peterson graduated from Grand View University in 2011. He played for the Vikings in 2009-2010 and was named first-team all-conference both years. Peterson was also named a First-Team NAIA All-American in 2010.



**DEREK FULTON** BOOTH  
OFFENSIVE COORDINATOR • 6th season

- Fulton has coached in 6 straight NAIA FCS Playoffs. Fulton was a four-year starting QB for Grand View and went 41-6 during his time as a Viking. He also led the Vikings to their first National Title as an athlete in 2013. Fulton has been named the Heart of America Asst. COTY in 2019 & 2023.



**TYLER MARTIN** FIELD

ASST. COACH & SPECIAL TEAMS  
(DEFENSIVE BACKS)  
TWELFTH SEASON  
Alma Mater: Northwest Missouri State (2006)



**JORDAN KNOCK** FIELD

ASSISTANT COACH (WRs/QBs)  
THIRD SEASON  
Alma Mater: Grand View ('17, played '14-17)



**JOSH MONCIVAIS**

ASSISTANT COACH (DEFENSIVE LINE)  
FIFTH SEASON  
Alma Mater: Grand View University (2008-12)



**ANDY JEPSON**

ASSISTANT COACH (QUARTERBACKS)  
SEVENTEENTH SEASON  
Alma Mater: Cal Poly State (2001)



**ANDY WOODLEY**

ASSISTANT COACH (GENERAL MANAGER)  
SIXTH SEASON  
Alma Mater: University of Northern Iowa (2002)



**SEAN JOHNSON**

ASSISTANT COACH (TIGHT ENDS)  
TENTH SEASON  
Alma Mater: Southwest Missouri State (1992)



**NICK ELLIS**

ASSISTANT COACH (OFFENSIVE LINE)  
SECOND SEASON  
Alma Mater: University of Northern Iowa (2022)



**JON PILCHER**


ASSISTANT COACH (OFFENSIVE LINE)  
SEVENTEENTH SEASON  
Alma Mater: University of Northern Iowa (2006)



**FELIX KING**  
ASSISTANT COACH  
(DEFENSIVE BACKS)  
SECOND SEASON



**A.J. VASQUEZ**  
GRADUATE ASSISTANT  
(DEFENSE - LBs)  
SECOND SEASON



**KADE SOMERS**  
GRAD. ASST.  
(OFFENSE - RBs)  
SECOND SEASON



HEAD COACH JOE WOODLEY

**J**oe Woodley was introduced as the 2nd head coach in the history of Grand View University football in 2019. He enters his 17th year with the Vikings and begins his sixth year as head coach. Prior to being head coach, he was the offensive and defensive coordinator. Woodley has been instrumental in the Vikings' success since the program's inception in 2008. In 2013, Grand View finished 6-0 in the MSFA Midwest, 14-0 overall and won the NAIA National Football Championship. During his first three years as head coach, Woodley led the team to an NAIA FCS semi-final finish in 2019, a quarterfinal finish in 2020, and a National Championship game finish in 2021. As a head coach, Woodley has amassed a 58-5 overall record while winning the Heart of America North Division Conference Championships all six years. Woodley has also yet to lose a regular season Heart of America game. In the 2022 season, the Vikings garnered 21 all-conference accolades while earning multiple major postseason awards including Offensive Player of the Year, Player of the Year, and Head & Assistant Coach of the Year accolades. Coach Woodley was named North Division Conference Head Coach of the Year in 2019, 2020, 2022, 2023, and 2024. Woodley was mentioned in the ESPN's "Coached Who Will Define the Next Decade" of College Football, as the only NAIA level coach to receive the recognition in 2024.

As offensive coordinator, Woodley had a successful 2018 season: the Vikings were top 25 in the nation in points per game (34.8/24th), rushing yards per game (221.6/15th), and yards per game (424/18th). Woodley was defensive coordinator from 2008 to 2017. During the program's last nine seasons, the Viking defense has been among the top defenses in the country in points allowed: 2019 – 11.1 (1st), 2017 – 20.8 (12th), 2016 – 19.1 (9th), 2015 – 13.9 (1st), 2014 – 17.6 (6th), 2013 – 15.4 (2nd), 2012 – 16.1 (7th), 2011-16.2 (11th), 2010-14.7 (4th). The 2013 Football Scoop Coordinator of the Year and 2009 MSFA Midwest Assistant Coach of the Year has coached seven AFCA All-Americans six conference Players of the Year and more than 60 All-Conference selections. Woodley has done instructional and schematic videos for Championship Productions and has been published in AFCA Monthly. Prior to GV, Woodley spent the 2006 and 2007 seasons as the defensive line and linebacker coach for Johnston High School under his brother, Brian, who is the head coach.

The Dragons were 7-2 in 2007 – the best record in program history. Before Johnston, Woodley spent two seasons at St. Ambrose University where he coached the defensive backs and linebackers. During his two years at St. Ambrose, the Bees were 15-5, in the top ten in the nation defensively, and made a playoff appearance. Clive, Iowa, native, Woodley was both a First Team Elite All-State Linebacker and Central Iowa Metro League (CIML) Player of the Year for the Valley High School Tigers in 1998. He played college football for Iowa State University from 1999-2003. He was a team captain and played in three bowl games: the Insight Bowl, the Independence Bowl, and the Humanitarian Bowl. Woodley's recruiting areas include Central Iowa and Houston. He resides in Urbandale with his wife, Jen, and daughters, Anna, Elly, and Emma.

THE WOODLEY FILE

- Career Record (6 seasons): 70-5 (.933)
- Record at GVU (Six full seasons): 42-45 (.483)
- FCS Playoff Record (career): 12-5 (.705)
- Hometown: Clive, Iowa
- Alma Mater: Iowa State University, 2003
- Family: Wife: Jen
- Children: Anna, Elly, and Emma

Year	School	Position
2004-06	St. Ambrose	Asst. Coach DBs/LBs
2006-07	Johnston HS	Defensive Coordinator
2008-17	Grand View	Defensive Coordinator
2018-19	Grand View	Offensive Coordinator
2019-p.	Grand View	Head Coach

CAREER VICTORIES

Grand View head coaches, games won at GVU only [entering FCS Semifinals]		
1.	Mike Woodley (2008-19, 93-34)	93
2.	Joe Woodley (2019-p.)	71



WOODLEY YEAR-BY-YEAR

Year	School	Overall	Conf.	Finish	Postseason/Notes
2019	Grand View	13-1	5-0	Semis	HOA Champs/NAIA FCS Playoffs
2020	Grand View	7-1	3-0	---	Covid-shortened season
2021	Grand View	14-1	5-0	2nd	National Runner-Up
2022	Grand View	13-1	5-0	Semis	HOA Champs/NAIA FCS Playoffs
2023	Grand View	11-1	5-0	QFs	HOA Champs/NAIA FCS Playoffs
2024	Grand View	13-0	6-0	TBD	HOA Champs/NAIA FCS Playoffs
TOTAL		70-5 (.933) in 6 seasons as Head Coach			







GRAND VIEW UNIVERSITY VIKINGS – 2024 STATISTICS

PASSING

NAME	YR	POS	GP	COMP	ATT	PCT	YDS	Y/G	Y/A	TD	INT	LG	EFFIC
Jackson Waring	R-JR	QB	13	171	283	60.4%	2382	183.2	8.4	21	3	68	153.5
Peyton Rottinghaus	R-FR	QB	8	10	15	66.7%	118	14.8	7.9	2	1	54	163.4

RUSHING

NAME	YR	POS	GP	RUSH	YDS	Y/G	AVG	TD	LG	FUM	LOST
Jordan Kumm	R-JR	WR	6	1	8	1.3	8.0	0	8	-	-
Zane Johnson	SR	WR	10	4	12	1.2	3.0	0	13	3	3
Aisea Toki	R-JR	WR	13	10	31	2.4	3.1	0	11	-	-
Noah Seamer	SO	LB	10	7	29	2.9	4.1	0	14	-	-
Peyton Rottinghaus	R-FR	QB	8	5	47	5.9	9.4	1	20	-	-
Triston Williams	SO	WR	7	2	22	3.1	11.0	0	21	-	-
Jonah Miyazawa	R-SR	WR	9	1	9	1.0	9.0	1	9	-	-
Cale Culver	JR	RB	6	31	232	38.7	7.5	3	49	-	-
Tim Nimely	SR	RB	12	94	422	35.2	4.5	5	34	-	-
Kenson Fuller	SO	RB	2	11	62	31.0	5.6	0	17	-	-
Dalten Van Pelt	JR	RB	12	147	709	59.1	4.8	12	29	3	2
Nate Willcockson	R-SR	TE	6	1	0	0.0	0.0	0	0	-	-
Rex Woodley	SO	WR	3	2	0	0.0	0.0	0	3	-	-
Lance Clayburg	SO	TE	6	1	4	0.7	4.0	0	4	-	-
Kellen Moore	SO	SF	11	1	6	0.5	6.0	0	6	-	-
Gabe Winterowd	SO	WR	3	2	7	2.3	3.5	0	4	-	-
Peyton Goode	JR	WR	11	10	83	7.5	8.3	0	18	-	-
Jackson Waring	R-JR	QB	13	139	541	41.6	3.9	13	52	4	2
Louis Brooks	R-JR	WR	9	2	18	2.0	9.0	0	12	2	1
Tate Stine-Smith	SR	WR	13	55	264	20.3	4.8	3	31	1	1
Kody Kruschwitz	R-SR	P	13	1	9	0.7	9.0	0	9	-	-

KICKING

NAME	YR	POS	GP	FGM	FGA	PCT	LG	XPM	XPA	PCT	PTS
Cory Wood	SO	K	10	7	11	64%	44	44	46	96%	65
Justyn Hamm	R-FR	K	7	4	5	80%	40	16	17	94%	28

PUNTING

NAME	YR	POS	GP	PUNT	YDS	AVG	LG	IN20	FC	TB	BLK
Kody Kruschwitz	R-SR	P	13	34	1465	43.1	67	17	7	4	0
Jackson Waring	R-JR	QB	13	3	79	26.3	31	2	0	0	0

ALL PURPOSE YARDS

NAME	YR	POS	GP	RUSH	RCV	PR	KR	YDS	YPG
Aisea Toki	R-JR	WR	13	31	711	120	56	918	70.6
Dalten Van Pelt	JR	RB	12	709	84	-	-	793	66.1
Zane Johnson	SR	WR	10	12	257	180	131	580	58.0
Tate Stine-Smith	SR	WR	13	264	291	-	-	555	42.7
Jackson Waring	R-JR	QB	13	541	-	-	-	541	41.6
Tim Nimely	SR	RB	12	422	7	-	-	429	35.8
Peyton Goode	JR	WR	11	83	68	-	11	162	14.7
Noah Seamer	SO	LB	10	29	33	-	11	73	7.3
Kody Kruschwitz	R-SR	P	13	9	-	-	-	9	.7

RECEIVING

NAME	YR	POS	GP	REC	REC/G	YDS	Y/G	AVG	TD	LG
Jordan Kumm	R-JR	WR	6	1	8	1.3	8.0	08	-	-
Zane Johnson	SR	WR	10	4	12	1.2	3.0	013	3	3
Aisea Toki	R-JR	WR	13	10	31	2.4	3.1	011	-	-
Noah Seamer	SO	LB	10	7	29	2.9	4.1	014	-	-
Peyton Rottinghaus	R-FR	QB	8	5	47	5.9	9.4	120	-	-
Triston Williams	SO	WR	7	2	22	3.1	11.0	021	-	-
Jonah Miyazawa	R-SR	WR	9	1	9	1.0	9.0	19	-	-
Cale Culver	JR	RB	6	31	232	38.7	7.5	349	-	-
Tim Nimely	SR	RB	12	94	422	35.2	4.5	534	-	-
Titus Christiansen	JR	RB	4	22	140	35.0	6.4	221	-	-
Kenson Fuller	SO	RB	2	11	62	31.0	5.6	017	-	-
Dalten Van Pelt	JR	RB	12	147	709	59.1	4.8	1229	3	2
Nate Willcockson	R-SR	TE	6	1	0	0.0	0.0	00	-	-
Rex Woodley	SO	WR	3	2	0	0.0	0.0	03	-	-
Lance Clayburg	SO	TE	6	1	4	0.7	4.0	04	-	-
Kellen Moore	SO	SF	11	1	6	0.5	6.0	06	-	-
Gabe Winterowd	SO	WR	3	2	7	2.3	3.5	04	-	-
Peyton Goode	JR	WR	11	10	83	7.5	8.3	018	-	-
Jackson Waring	R-JR	QB	13	139	541	41.6	3.9	1352	4	2
Louis Brooks	R-JR	WR	9	2	18	2.0	9.0	012	2	1
Tate Stine-Smith	SR	WR	13	55	264	20.3	4.8	331	1	1





RETURNS

NAME	YR	POS	KR	YDS	AVG	TD	LG	PR	YDS	AVG	TD	LG
Jordan Kumm	R-JR	WR	1	12	12.0	0	12	-	-	-	-	-
Zane Johnson	SR	WR	6	131	21.8	0	46	11	180	16.4	0	37
Aisea Toki	R-JR	WR	3	56	18.7	0	22	10	120	12.0	0	40
Noah Seamer	SO	LB	1	11	11.0	0	11	-	-	-	-	-
Titus Christiansen	JR	RB	3	77	25.7	0	31	-	-	-	-	-
Peyton Goode	JR	WR	1	11	11.0	0	11	-	-	-	-	-
Skylar James	JR	SF	1	0	0.0	0	0	-	-	-	-	-
Louis Brooks	R-JR	WR	3	34	11.3	0	21	9	59	6.6	0	16

SCORING

NAME	YR	POS	PTS	PTS/G	RUSH	REC	KR	PR	INT	FUM	XPM	FGM	2PT	MISC
Jackson Waring	R-JR	QB	78	6.0	13	-	-	-	-	-	-	-	-	0
Dalten Van Pelt	JR	RB	72	6.0	12	0	-	-	-	-	-	-	-	0
Cory Wood	SO	K	65	6.5	-	-	-	-	-	-	44	7	0	0
Aisea Toki	R-JR	WR	36	2.8	0	6	0	0	-	-	-	-	-	0
Tate Stine-Smith	SR	WR	36	2.8	3	3	-	-	-	-	-	-	-	0
Justyn Hamm	R-FR	K	32	4.0	-	-	-	-	-	-	20	4	0	0
Tim Nimely	SR	RB	30	2.5	5	0	-	-	-	-	-	-	-	0
Triston Williams	SO	WR	18	2.6	0	3	-	-	-	-	-	-	-	0
Corey Phillips	R-SO	TE	18	2.0	-	3	-	-	-	-	-	-	-	0
Cale Culver	JR	RB	18	3.0	3	-	-	-	-	-	-	-	-	0
Jonah Miyazawa	R-SR	WR	12	1.3	1	1	-	-	-	-	-	-	-	0
Jordan Kumm	R-JR	WR	12	2.0	0	2	0	-	-	-	-	-	-	0
Daviere Jones	JR	SF	12	1.0	-	-	-	-	2	-	-	-	-	0
Zane Johnson	SR	WR	12	1.2	0	2	0	0	-	-	-	-	-	0
Skylar James	JR	SF	12	1.0	1	-	0	-	-	1	-	-	-	0
Titus Christiansen	JR	RB	12	3.0	2	-	0	-	-	-	-	-	-	0
Louis Brooks	R-JR	WR	12	1.3	0	2	0	0	-	-	-	-	-	0
Peyton Rottinghaus	R-FR	QB	6	0.8	1	-	-	-	-	-	-	-	-	0
Peyton Goode	JR	WR	6	0.5	0	1	0	-	-	-	-	-	-	0
John Argo	JR	MLB	6	0.5	-	-	-	-	1	-	-	-	-	0
Jackson Filer	R-JR	DE	2	0.2	-	-	-	-	-	-	0	-	0	2

DEFENSE

NAME	YR	POS	GP	TKL	AST	TOT	TKL/G	SCK	YDS	TFL	YDS	FF	FR	YDS	INT	YDS	BRUP	BLK
John Argo	JR	MLB	13	49	34	83.0	6.4	-	-	9.5	22	-	-	-	2	34	6	-
Cade Sheedy	JR	LB	12	34	31	65.0	5.4	2.0	17	5.5	28	1	1	0	-	-	1	-
Jackson Filer	R-JR	DE	12	36	29	65.0	5.4	11.0	107	23.0	155	1	-	-	-	-	2	-
Daviere Jones	JR	SF	12	30	17	47.0	3.9	-	-	3.5	8	1	-	-	4	108	3	-
Kellen Moore	SO	SF	11	28	17	45.0	4.1	-	-	2.5	6	-	2	0	2	17	4	-
Skylar James	JR	SF	12	26	16	42.0	3.5	-	-	3.0	9	-	1	3	-	-	5	-
Aaron Brown	SR	DT	12	21	19	40.0	3.3	6.5	61	14.0	78	2	1	0	-	-	-	-
Casey Trudo	JR	DE	13	22	12	34.0	2.6	2.0	21	4.0	29	-	-	-	-	-	2	-
Tracy Davis	JR	CB	13	16	12	28.0	2.2	-	-	2.0	3	-	-	-	-	-	8	1
Krishawn Butler	R-JR	CB	10	14	9	23.0	2.3	-	-	0.0	-	-	-	-	-	-	3	-
Dane Johnson	SR	DT	10	8	14	22.0	2.2	0.5	3	1.5	5	-	1	0	-	-	-	-
Prince Brown	SR	CB	11	13	8	21.0	1.9	-	-	1.0	3	-	-	-	-	-	8	-
Cameron Meislahn	JR	DT	12	11	5	16.0	1.3	2.0	8	4.5	17	-	-	-	-	-	-	-
Tucker Dickherber	JR	SF	9	13	3	16.0	1.8	-	-	0.0	-	-	-	-	-	-	-	-
Lamont Washington	RS-SR	LB	8	10	3	13.0	1.6	-	-	3.0	8	1	1	0	1	0	2	-
Brady Duwa	SR	SF	9	5	6	11.0	1.2	-	-	0.0	-	-	-	-	-	-	1	-
Michael Acri	SR	LB	5	6	5	11.0	2.2	-	-	0.5	0	-	-	-	-	-	-	-
Michael Banks	SO	LB	8	5	5	10.0	1.3	-	-	1.0	3	-	-	-	-	-	-	-
Calvin Sieck	SR	LB	7	5	3	8.0	1.1	-	-	1.0	2	1	-	-	-	-	-	-
Carson Hagan	SO	DE	7	4	4	8.0	1.1	3.0	17	4.0	19	-	-	-	-	-	-	-
Nolan Simpson	SO	DE	5	6	1	7.0	1.4	-	-	1.5	6	-	-	-	1	4	-	-
JT Freeman	SO	DE	5	5	2	7.0	1.4	-	-	0.0	-	-	-	-	-	-	-	-
Keigan Kitzman	SO	LB	4	4	2	6.0	1.5	-	-	0.0	-	-	-	-	-	-	-	-
Joel Greiner	SO	DT	4	3	3	6.0	1.5	-	-	0.0	-	-	-	-	-	-	-	-
Isaac Cook	JR	DT	3	2	3	5.0	1.7	-	-	0.0	-	-	-	-	1	20	-	-