Georgetown University
Sports Medicine Department Emergency Action Plan

INTRODUCTION

Emergency situations may arise at any time during athletic events. Expedient action must be taken in order to provide the best possible care to the sport participant in an emergency and/or life threatening condition. The development and implementation of an emergency plan will help ensure that the best care will be provided.

The athletics department has a duty to develop an emergency plan that may be implemented immediately when necessary and to provide appropriate standards of emergency care to all sports participants. As athletic injuries may occur at any time, the sports medicine team must be prepared. This preparation involves formulation of an emergency plan, proper coverage of events, maintenance of appropriate emergency equipment and supplies, utilization of appropriate emergency medical personnel, and continuing education in the area of emergency medicine and planning. Hopefully, through careful pre-participation physical screenings, adequate medical coverage, safe practice and training techniques and other safety avenues, some potential emergencies may be averted. However, accidents and injuries are inherent with sports participation, and proper preparation on the part of the sports medicine team should enable each emergency situation to be managed appropriately.

COMPONENTS OF THE EMERGENCY PLAN

These are the basic components of this plan:

1. emergency personnel
2. emergency communication
3. notification procedures
4. emergency equipment
5. roles of first responder
6. storm safety location (where applicable)
7. preferred medical center
8. venue location map

EMERGENCY PLAN PERSONNEL

With athletic team practice and competition, the first responder to an emergency situation is typically a member of the sports medicine staff, most commonly a certified athletic trainer. A team physician may not always be present at every organized practice or competition. The type and degree of sports medicine coverage for an athletic event may vary widely, based on such factors as the sport or activity, the setting, and the type of training or competition. The first responder in some instances may be a coach or other institutional personnel. Certification in cardiopulmonary resuscitation (CPR), first aid, prevention of disease transmission, and emergency plan review is recommended for all athletics personnel associated with practices, competitions, skills instruction, and strength and conditioning.

Practice and Event Coverage

According to NCAA best practices, intercollegiate athletic teams are divided into the following categories:

Medical personnel with training in the diagnosis, treatment and initial management of acute concussion must be **present** at all NCAA competitions in the following contact/collision sports: Football, Men's / Women's Lacrosse, Men's / Women's Soccer, Men's / Women's Basketball, Baseball, Men's / Women's Diving, Field Hockey, Softball, Volleyball.

NOTE: To be **present** means to be on site at the campus or arena of the competition. Medical personnel may be from either team or may be independently contracted for the event.

Medical personnel with training in the diagnosis, treatment and initial management of acute concussion must be **available** at all NCAA practices in the following contact/collision sports: Men's / Women's Cross Country, Men's / Women's Golf, Men's / Women's Rowing, Sailing, Men's / Women's Swim, Squash, Men's / Women's Tennis, Men's / Women's Track.

NOTE: To be **available** means that, at a minimum, medical personnel can be contacted at any time during the practice via telephone, messaging, email, beeper or other immediate communication means and that the case can be discussed through such communication, and immediate arrangements can be made for the athlete to be evaluated.

An institutional staff member with current certification in first aid, cardiopulmonary resuscitation (CPR) and automatic external defibrillator (AED) use must be present any time a student-athlete participates in a physical, countable athletically related activity.

Using the master schedule produced by the Director of Athletics Events, the athletic training staff makes every effort to cover scheduled events.

EMERGENCY COMMUNICATION

Communication is the key to quick emergency response. Athletic trainers and emergency medical personnel must work together to provide the best emergency response and should have contact information as a part of pre-planning for emergency situations. Communication prior to the event is a good way to establish boundaries and to build rapport between both groups of professionals. If emergency medical transportation is not available on site during a particular sporting event then direct communication with the emergency medical system at the time of injury or illness is necessary.

Personnel should have access to a working telephone or other telecommunication devices, whether landline, mobile or radio, should be assured. The communications system should be checked prior to each practice or competition to ensure proper working order. A back-up communication plan should be in effect should there be failure of the primary communication system. However, a cellular phone is preferred if available. Another common method of communication is a public telephone. At any athletic venue, whether home or away, it is important to know the location of a workable telephone.

EMERGENCY EQUIPMENT

All necessary emergency equipment should be at the site and quickly accessible. Personnel should be familiar with the function and operation of each type of emergency equipment. Equipment should be in good operating condition, and personnel must be trained in advance to use it properly. Emergency equipment should be checked on a regular basis. The emergency equipment available should be appropriate for the level of training for the emergency medical providers.

It is important to know the proper way to care for and store the equipment as well. Equipment should be stored in a clean and environmentally controlled area. Equipment will be checked monthly, specifically AED, to assume they are fully charged and in working order. Equipment should be readily available when emergency situations arise.

In the event there is a need for emergency medical equipment the following signs will be given by the treating staff member on the field: **FIST RAISED IN AIR**. All equipment should be brought out to the field.

MEDICAL EMERGENCY TRANSPORTATION

Emphasis is placed on having an ambulance on site at high risk sporting events. EMS response time is additionally factored in when determining on-site ambulance coverage. The sports medicine department coordinates on site ambulances for competition in football, men's and women's lacrosse, men's and women's basketball. For athletic competitions, such as soccer and field hockey, EMS personnel and when available an ambulance unit may be on site. Ambulances may be coordinated on site for other special events/sports, such as major tournaments or BIG EAST/NCAA regional or championship events. Consideration is given to the capabilities of transportation service available (i.e., Basic Life Support or Advanced Life Support) and the equipment and level of trained personnel on board the ambulance. In the event that an ambulance is on site, there should be a designated location with rapid access to the site and a cleared route for entering/exiting each venue. In the event of an on campus emergency, GERMS will still be utilized for activating emergency transport. When an emergency occurs at an off campus venue, the 911 system will be utilized for emergency transportation.

In the medical emergency evaluation, the primary survey assists the emergency care provider in identifying emergencies requiring critical intervention and in determining transport decisions. In an emergency situation, the athlete should be transported by ambulance, where the necessary staff and equipment is available to deliver appropriate care. Emergency care providers should refrain from transporting unstable athletes in inappropriate vehicles. Care must be taken to ensure that the activity areas are supervised should the emergency care provider leave the site in transporting the athlete.

DUTIES AND RESPONSIBILITIES

Review and update of Emergency Action Plan (Annually)	Sports Medicine Team Physicians and Student-Athlete Health and Wellness
Staff review of Emergency Action Plan (Annually)	Sports Medicine Department
Team medical kits (check and stock weekly)	Athletic Trainer
Emergency equipment inspection and care (monthly)	Athletic Trainer
Athletics Department CPR/AED/First Aid Review (Annually)	Athletic Trainer
Ancillary duties and responsibilities are designated by the Associate AD for Student-Athlete Health and Wellness and are listed on the annual staffing matrix.	

CONCLUSION

The importance of being properly prepared when athletic emergencies arise cannot be stressed enough. An athlete's survival may hinge on how well trained and prepared athletic healthcare providers are. It is prudent to invest athletic department "ownership" in the emergency plan by involving the athletic administration and sport coaches as well as sports medicine personnel. The emergency plan should be reviewed at least once a year with all athletic personnel, along with CPR and first aid refresher training. Through development and implementation of the emergency plan, the athletic department helps ensure that the athlete will have the best care provided when an emergency situation does arise.

SPORTS MEDICINE CONTACT INFORMATION

Name	Sporting Assignment	Email
Andreya Thibault		amc460@georgetown.edu
Lydia Wright	FB	
Paul Wiles	FB / WROW	pw549@georgetown.edu
Erin Pettinger	MLAX / GOLF	emp87@georgetown.edu
Ben Reisz	MBB	br577@georgetown.edu
Luke Burtnett	BSB / Squash	luke.burtnett@georgetown.edu
Jessica Fornieri	MSOC / WTEN	jf1455@georgetown.edu
	FH / SWD	
Marc Isenstadt	WSOC / MTEN	mai47@georgetown.edu
Alicia Mitchell	WLAX / FB	am4766@georgetown.edu
Laura Kline	VB / MROW	lk859@georgetown.edu
Michael Scardelletti	WBB / SAIL	ms5047@georgetown.edu
Angie Alicea	SB / FB	aa3128@georgetown.edu
Hannah Robertson	Track / XC	hr421@georgetown.edu

Sports Medicine Emergency Action Plan:
Capital One Arena

IN CASE OF EMERGENCY: DIAL 911 to connect with DC Fire/EMS

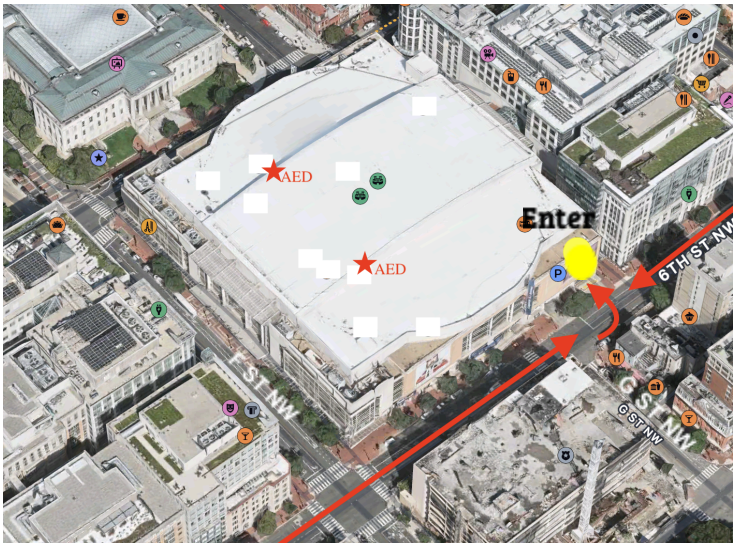

When calling EMS provide the following information:

1. Who you are
2. Location - Capital One Arena
   a. 601 F St NW, Washington, DC 20004
3. What happened
4. Status of victim:
   a. Age
   b. Breathing & consciousness status
5. Directions to location (listed below)
6. *BE THE LAST TO HANG UP*

Delegate specific people to direct EMS to the exact location and open appropriate doors / gates.

ADDRESS: 601 F St NW, Washington, DC 20004

VENUE DIRECTIONS:

1. Enter the loading dock entrance located on 6th Street Side of COA
2. Proceed DOWN the ramp through the two lifting doors
3. Court entrance will be on your LEFT by Aramark staff area

EMERGENCY PERSONNEL:

A certified athletic trainer will be present for practices and competitions or in direct communication with coaching staff.

EMERGENCY EQUIPMENT:

The certified athletic trainer will bring his/her medical bag and AED for practice and during competition, a splint bag and crutches are also on-site. There is a designated “players only” EMS personnel and ambulance on-site for competition.

ROLES OF FIRST RESPONDERS:

1. Provide immediate care to injured/ill athlete; follow appropriate first principles
2. Retrieve emergency equipment
3. Activate the emergency medical service by calling 911: (follow above script when calling)
4. Notify Capital One Arena staff of medical emergency to assist with medical emergency.
5. Assist EMS to the scene
   a. Designate an individual to direct EMS to the scene
   b. Open appropriate gates and doors
   c. Scene control: keep non-essential personnel away from the scene
6. Contact appropriate athletic trainer and personnel to notify of situation
7. Designate a staff member to accompany the athlete to the emergency room

CONTACT INFORMATION:

John R. Thompson Jr. Athletic Center Training Room: (202) 687-8344
Director of Sports of Medicine: Andreya Thibault, (203) 217-5945, amc460@georgetown.edu
Head Men's Basketball Athletic Trainer: Ben Reisz, (443) 286-5104, br577@georgetown.edu
Capital One Arena Liaison: Kaishin Lin, (201) 310-6880, klin@monumentalsports.com

Sports Medicine Emergency Action Plan:

Capital One Baseball Park

IN CASE OF EMERGENCY: DIAL 911



When calling EMS provide the following information:

1. Who you are
2. Location - Capital One Baseball Park
   a. 1600 Scotts Crossing Rd., Tysons, VA 22102
3. What happened
4. Status of victim:
   a. Age
   b. Breathing & consciousness status
5. Directions to location (listed below)
6. *BE THE LAST TO HANG UP*

Delegate specific people to direct EMS to the exact location and open appropriate doors / gates.

ADDRESS: 1600 Scotts Crossing Rd., Tysons, VA 22102

VENUE DIRECTIONS

1. Turn onto Scott's Crossing Rd from Dolley Madison Blvd
2. Take first right into ball park entrance.
3. Continue through parking lot to side entrance along 3rd baseline.
4. Personnel will meet you at side entrance.

EMERGENCY PERSONNEL:

A certified athletic trainer will be present for practices and competitions or in direct communication with coaching staff.

EMERGENCY EQUIPMENT:

A wall mounted AED is located to the left of the restrooms on the backside of the stands.
A portable AED / blood control kit will be present for all practices and competitions in the 3rd base dugout.

ROLES OF FIRST RESPONDERS:

1. Provide immediate care to injured/ill athlete; follow appropriate first principles
2. Retrieve emergency equipment
3. Activate the emergency medical service by calling 911: (follow above script when calling)
4. Assist EMS to the scene
   a. Designate an individual to direct EMS to the scene
   b. Open appropriate gates and doors
   c. Scene control: keep non-essential personnel away from the scene
5. Contact appropriate athletic trainer and personnel to notify of situation
6. Designate a staff member to accompany the athlete to the emergency room

STORM SAFETY LOCATION:

In the event of lightning or severe storm warning, players and team personnel will move into 1) locker room or 2) bus / vans.

CONTACT INFORMATION:

Georgetown Emergency Response Medical Service (GERMS): (202) 687-4357
John R. Thompson Jr. Athletic Center Training Room: (202) 687- 8344
Director of Sports of Medicine: Andreya Thibault, (203) 217-5945, amc460@georgetown.edu

Sports Medicine Emergency Action Plan:
Cooper Field

GEORGETOWN EMERGENCY RESPONSE (GERMS) PHONE NUMBER: (202) 687-4357



When calling GERMS provide the following information:

1. Who you are
2. Location - Cooper Field
   a. 1401 West Rd, Washington, DC 20057
3. What happened
4. Status of victim:
   a. Age
   b. Breathing & consciousness status
5. Directions to location (listed below)
6. *BE THE LAST TO HANG UP*

Delegate specific people to direct EMS to the exact location and open appropriate doors / gates.

ADDRESS: 1401 West Rd, Washington, DC 20057

VENUE DIRECTIONS:

From Canal Rd:

1. Enter campus from Canal Rd entrance and proceed up West Rd.
2. Continue on West Rd until reaching the 3-way intersection of West Rd and North Rd
3. Cooper Field entrance is at the southwest corner of intersection of West Rd and North Rd

From West Rd/North Rd:

1. Head south on West Rd towards Canal Rd
2. Continue to the 3-way intersection of West Rd and North Rd
3. Cooper Field entrance is directly east from the stop sign at that 3-way intersection.

EMERGENCY PERSONNEL:

A certified athletic trainer will be present for practices and competitions or in direct communication with coaching staff.

EMERGENCY EQUIPMENT:

A wall-mounted AED / blood control kit is in the hallway under the bleachers next to the women's restroom. First-aid supplies available in team kit. Additional emergency equipment, splint bag, AED will be on sideline with athletic trainer when present. EMS and ambulance are on-site for football and lacrosse home competitions.

ROLES OF FIRST RESPONDERS:

1. Provide immediate care to injured/ill athlete; follow appropriate first principles
2. Retrieve emergency equipment
3. Activate the emergency medical service by calling GERMS: (202) 687-4357 (follow above script when calling)
4. Assist EMS to the scene
   a. Designate an individual to direct EMS to the scene
   b. Open appropriate gates and doors
   c. Scene control: keep non-essential personnel away from the scene
5. Contact appropriate athletic trainer and personnel to notify of situation
6. Designate a staff member to accompany the athlete to the emergency room

STORM SAFETY LOCATION:

In the event of lightning or severe storm warning, players and team personnel will move into Cooper Field team rooms. If team rooms are unavailable, secondary location would be Thompson Athletic Center.

CONTACT INFORMATION:

Georgetown Emergency Response Medical Service (GERMS): (202) 687-4357
John R. Thompson Jr. Athletic Center Training Room: (202) 687- 8344
Director of Sports of Medicine: Andreya Thibault, (203) 217-5945, amc460@georgetown.edu

Sports Medicine Emergency Action Plan:
Duke Ellington Track

GEORGETOWN EMERGENCY RESPONSE (GERMS) PHONE NUMBER: (202) 687-4357



When calling GERMS provide the following information:

1. Who you are
2. Location - Duke Ellington Track
   a. 1700 38th St NW, Washington, DC 20007
3. What happened
4. Status of victim:
   a. Age
   b. Breathing & consciousness status
5. Directions to location (listed below)
6. *BE THE LAST TO HANG UP*

Delegate specific people to direct EMS to the exact location and open appropriate doors / gates.

ADDRESS: 1700 38thGERMS St NW, Washington, DC 20007

VENUE DIRECTIONS:

From Reservoir Rd:

1. Turn onto 38th St NW.
2. Entrance to the track is on the corner of 38th & R St NW

EMERGENCY PERSONNEL:

A certified athletic trainer will be present for practices and competitions or in direct communication with coaching staff.

EMERGENCY EQUIPMENT:

A portable AED / blood control kit will be present for all competitions. The closest permanent AED is at Georgetown University Hospital.

ROLES OF FIRST RESPONDERS:

1. Provide immediate care to injured/ill athlete; follow appropriate first principles
2. Retrieve emergency equipment
3. Activate the emergency medical service by calling : (202) 687-4357 (follow above script when calling)
4. Assist EMS to the scene
   a. Designate individual EMS to the scene
   b. Open appropriate gates and doors
   c. Scene control: keep non-emergency medical team members away from the scene
5. Contact appropriate athletic trainer and personnel to notify of situation
6. Designate a staff member to accompany the athlete to the emergency room

STORM SAFETY LOCATION:

In the event of lightning or severe storm warning, individuals will move into hospital across Reservoir Road.

CONTACT INFORMATION:

Georgetown Emergency Response Medical Service (GERMS): (202) 687-4357
John R. Thompson Jr. Athletic Center Training Room: (202) 687- 8344
Director of Sports of Medicine: Andreya Thibault, (203) 217-5945, amc460@georgetown.edu

Sports Medicine Emergency Action Plan:
Four Streams Country Club

IN CASE OF EMERGENCY: DIAL 911



When calling EMS provide the following information:

1. Who you are
2. Location - Kenwood Country Club
   a. 19501 Darnestown Rd, Beallsville, MD 20839
3. What happened
4. Status of victim:
   a. Age
   b. Breathing & consciousness status
5. Directions to location (listed below)
6. *BE THE LAST TO HANG UP*

Delegate specific people to direct EMS to the exact location and open appropriate doors / gates.

ADDRESS: 19501 Darnestown Rd, Beallsville, MD 20839

VENUE DIRECTIONS:

1. From Darnerstown road (Rt. 28) turn into country club
2. Proceed up drive until arrival at the club house
3. Personnel will meet EMS at club house

EMERGENCY PERSONNEL:

A certified athletic trainer will be available for practices and competitions or in direct communication with coaching staff.

EMERGENCY EQUIPMENT:

ROLES OF FIRST RESPONDERS:

1. Provide immediate care to injured/ill athlete; follow appropriate first principles
2. Retrieve emergency equipment
3. Activate the emergency medical service by calling 911: (follow above script when calling)
4. Assist EMS to the scene
   a. Designate an individual to direct EMS to the scene
   b. Contact Four Streams staff to assist in EMS coordination - (301) 349-2900 - Option 1 for Pro Shop
   c. Open appropriate gates and doors
   d. Scene control: keep non-essential personnel away from the scene
5. Contact appropriate athletic trainer and personnel to notify of situation
6. Designate a staff member to accompany the athlete to the emergency room

STORM SAFETY LOCATION:

In the event of lightning or severe storm warning, players and team personnel will move into the clubhouse.

CONTACT INFORMATION:

Emergency Response Medical Services: 911
Four Streams Country Club: (301) 349-2900 - Option 1 for Pro Shop
John R. Thompson Jr. Athletic Center Training Room: (202) 687- 8344
Director of Sports of Medicine: Andreya Thibault, (203) 217-5945, amc460@georgetown.edu

Sports Medicine Emergency Action Plan:

Kehoe Field: 3901 Yates Rd, Washington, DC 20057

GEORGETOWN EMERGENCY RESPONSE (GERMS) PHONE NUMBER: (202) 687-4357

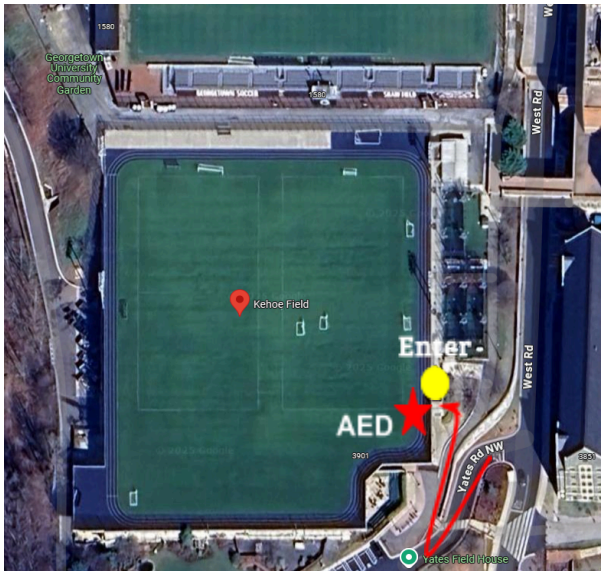

When calling GERMS provide the following information:

1. Who you are
2. Location - Kehoe Field
   a. 3901 Yates Rd, Washington, DC 20057
3. What happened
4. Status of victim:
   a. Age
   b. Breathing & consciousness status
5. Directions to location (listed below)
6. *BE THE LAST TO HANG UP*

Delegate specific people to direct EMS to the exact location and open appropriate doors / gates.

ADDRESS: 3901 Yates Rd, Washington, DC 20057

VENUE DIRECTIONS:

From Canal Rd:

1. Enter campus from Canal Rd entrance and proceed up West Rd.
2. Continue on West Rd, past the Thompson Athletic Center
3. Turn left into the Yates Fieldhouse parking lot
4. Follow the stairs or path up to the right of Yates Fieldhouse
5. Kehoe field is the first entrance at the top of the stairs

EMERGENCY PERSONNEL:

A certified athletic trainer will be present for practices and competitions or in direct communication with coaching staff.

EMERGENCY EQUIPMENT:

There is a wall-mounted AED / blood control kit located in the southeast corner of the field.

A portable AED, emergency kit and splint bag will be present for all competitions.

ROLES OF FIRST RESPONDERS:

1. Provide immediate care to injured/ill athlete; follow appropriate first principles
2. Retrieve emergency equipment
3. Activate the emergency medical service by calling GERMS: (202) 687-4357 (follow above script when calling)
4. Inform Kehoe Field Attendant of emergency to assist in facilitation of emergency
5. Assist EMS to the scene
   a. Designate an individual to direct EMS to the scene
   b. Open appropriate gates and doors
   c. Scene control: keep non-essential personnel away from the scene
6. Contact appropriate athletic trainer and personnel to notify of situation
7. Designate a staff member to accompany the athlete to the emergency room

STORM SAFETY LOCATION:

In the event of lightning or severe storm warning, individuals will move into Yates Field House.

CONTACT INFORMATION:

Georgetown Emergency Response Medical Service (GERMS): (202) 687-4357
John R. Thompson Jr. Athletic Center Training Room: (202) 687- 8344
Director of Sports of Medicine: Andreya Thibault, (203) 217-5945, amc460@georgetown.edu

Sports Medicine Emergency Action Plan:
Kenwood Country Club

IN CASE OF EMERGENCY: DIAL 911

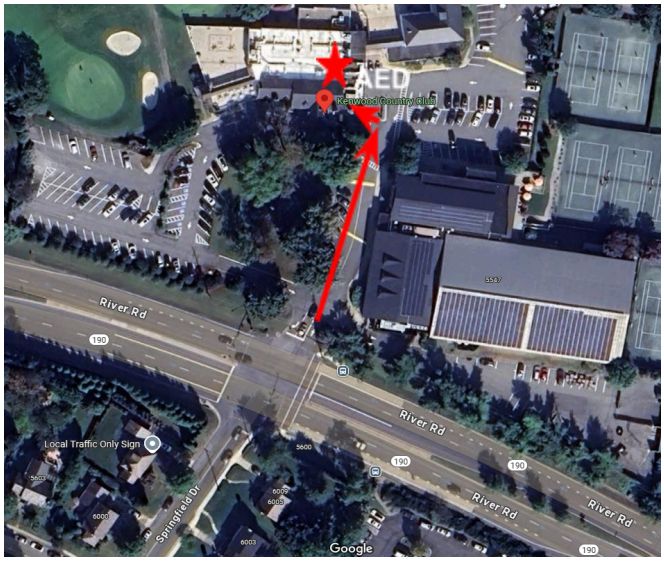

When calling EMS provide the following information:

1. Who you are
2. Location - Kenwood Country Club
   a. 601 River Rd, Bethesda, MD 20816
3. What happened
4. Status of victim:
   a. Age
   b. Breathing & consciousness status
5. Directions to location (listed below)
6. *BE THE LAST TO HANG UP*

Delegate specific people to direct EMS to the exact location and open appropriate doors / gates.

ADDRESS: 601 River Rd, Bethesda, MD 20816

VENUE DIRECTIONS:

1. From River Road turn into country club parking lot
2. Proceed up to the clubhouse.
3. Personnel will meet EMS at club house

EMERGENCY PERSONNEL:

A certified athletic trainer will be available for practices and competitions or in direct communication with coaching staff.

EMERGENCY EQUIPMENT:

AED Located in the Clubhouse at the front desk.

ROLES OF FIRST RESPONDERS:

1. Provide immediate care to injured/ill athlete; follow appropriate first principles
2. Retrieve emergency equipment
3. Activate the emergency medical service by calling 911: (follow above script when calling)
4. Assist EMS to the scene
   a. Designate an individual to direct EMS to the scene
   b. Contact Kenwood Country Club staff to assist in EMS coordination - (301) 320-3000
   c. Open appropriate gates and doors
   d. Scene control: keep non-essential personnel away from the scene
5. Contact appropriate athletic trainer and personnel to notify of situation
6. Designate a staff member to accompany the athlete to the emergency room

STORM SAFETY LOCATION:

In the event of lightning or severe storm warning, players and team personnel will move into the clubhouse.

CONTACT INFORMATION:

Emergency Response Medical Services: 911
Kenwood Country Club: (301)320-3000
John R. Thompson Jr. Athletic Center Training Room: (202) 687- 8344
Director of Sports of Medicine: Andreya Thibault, (203) 217-5945, amc460@georgetown.edu

Sports Medicine Emergency Action Plan:
McDonough Arena

GEORGETOWN EMERGENCY RESPONSE (GERMS) PHONE NUMBER: (202) 687-4357

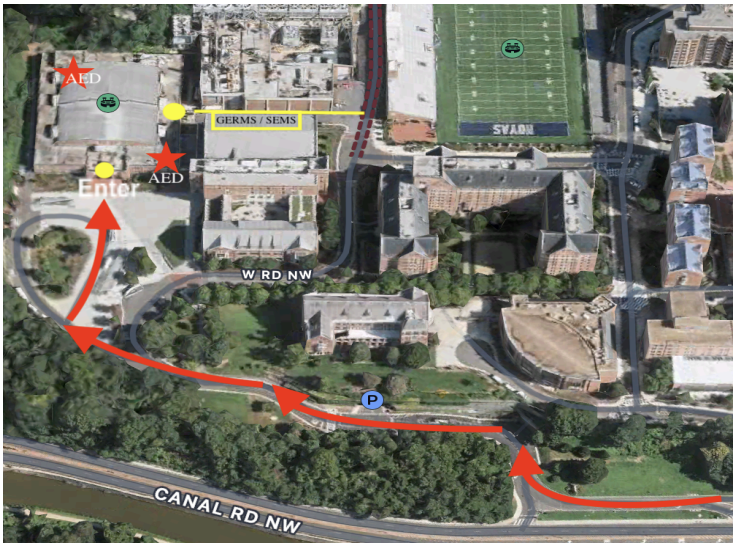

When calling GERMS provide the following information:

1. Who you are
2. Location - McDonough Arena
   a. 1340 West Rd, Washington, DC 20057
3. What happened
4. Status of victim:
   a. Age
   b. Breathing & consciousness status
5. Directions to location (listed below)
6. *BE THE LAST TO HANG UP*

Delegate specific people to direct EMS to the exact location and open appropriate doors / gates.

ADDRESS: 1340 West Rd, Washington, DC 20057

VENUE DIRECTIONS:

From Canal Rd:

1. Enter campus from Canal Rd entrance and proceed up West Rd.
2. Continue straight past parking garages on right
3. At the stop sign, continue straight into the bus turnaround
4. McDonough Arena will be to the right at the top of the bus turnaround

From West Rd/North Rd:

1. Head south on West Rd towards Canal Rd
2. Continue straight past the Thompson Athletic Center
3. At the 3-way intersection stop sign, turn right into the bus turnaround
4. McDonough Arena will be to the right at the top of the bus turnaround

EMERGENCY PERSONNEL:

A certified athletic trainer will be present for practices and competitions or in direct communication with coaching staff.

EMERGENCY EQUIPMENT:

A wall-mounted AED / blood control kit is stationed on the northwest corner of the gym (to the left of the large HOYA SAXA wall). Additional AED / blood control kit located east of the McDonough lobby across from the concession stand.

ROLES OF FIRST RESPONDERS:

1. Provide immediate care to injured/ill athlete; follow appropriate first principles
2. Retrieve emergency equipment
3. Activate the emergency medical service by calling GERMS: (202) 687-4357 (follow above script when calling)
4. Assist EMS to the scene
   a. Designate an individual to direct EMS to the scene
   b. Open appropriate gates and doors
   c. Scene control: keep non-essential personnel away from the scene
5. Contact appropriate athletic trainer and personnel to notify of situation
6. Designate a staff member to accompany the athlete to the emergency room

CONTACT INFORMATION:

Georgetown Emergency Response Medical Service (GERMS): (202) 687-4357
John R. Thompson Jr. Athletic Center Training Room: (202) 687- 8344
Director of Sports of Medicine: Andreya Thibault, (203) 217-5945, amc460@georgetown.edu

Sports Medicine Emergency Action Plan:

Washington Nationals Youth Academy Softball Field

IN CASE OF EMERGENCY: DIAL 911

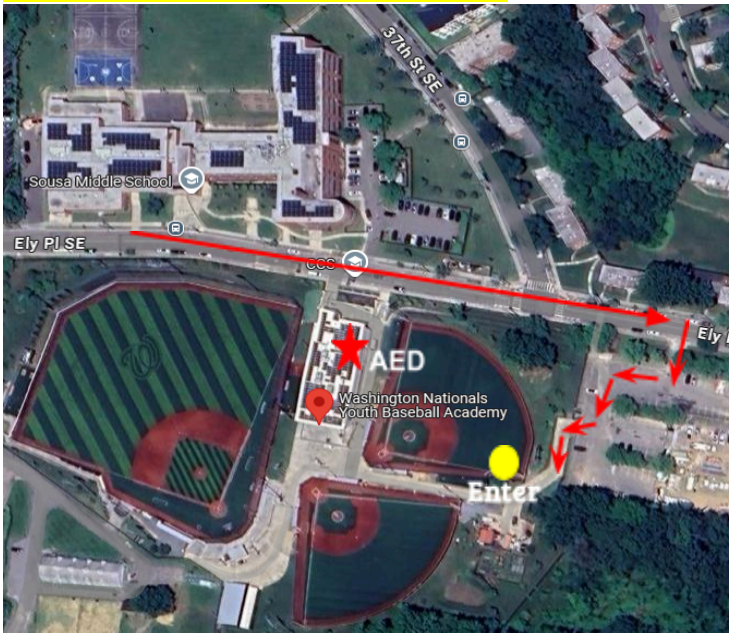

When calling EMS provide the following information:

1. Who you are
2. Location - Washington Nationals Youth Academy Softball Field
   a. 3675 Ely Place SE, Washington, DC 20019
3. What happened
4. Status of victim:
   a. Age
   b. Breathing & consciousness status
5. Directions to location (listed below)
6. *BE THE LAST TO HANG UP*

Delegate specific people to direct EMS to the exact location and open appropriate doors / gates.

ADDRESS: 3675 Ely Place SE, Washington, DC 20019

VENUE DIRECTIONS:

1. Enter Complex from Ely Place SE Parking entrance
2. Continue to right and proceed through black gate
3. Continue down concrete path
4. Softball fields are to the right

EMERGENCY PERSONNEL:

A certified athletic trainer will be present for practices and competitions or in direct communication with coaching staff.

EMERGENCY EQUIPMENT:

The certified athletic trainer will bring their medical bag and AED for team practice and during competition.
Wall mounted AED is located in the lobby for visiting team practices.

ROLES OF FIRST RESPONDERS:

1. Provide immediate care to injured/ill athlete; follow appropriate first principles
2. Retrieve emergency equipment
3. Activate the emergency medical service by calling 911: (follow above script when calling)
4. Inform National Youth Academy staff to assist with facilitation of emergency protocols
5. Assist EMS to the scene
   a. Designate an individual to direct EMS to the scene
   b. Open appropriate gates and doors
   c. Scene control: keep non-essential personnel away from the scene
6. Contact appropriate athletic trainer and personnel to notify of situation
7. Designate a staff member to accompany the athlete to the emergency room

STORM SAFETY LOCATION:

In the event of lightning or severe storm warning, individuals will move into the Washington Nationals Youth Baseball Academy Building. Secondary location would be vans.

CONTACT INFORMATION:

Emergency Response Services: 911
John R. Thompson Jr. Athletic Center Training Room: (202) 687- 8344
Director of Sports of Medicine: Andreya Thibault, (203) 217-5945, amc460@georgetown.edu

Sports Medicine Emergency Action Plan:
Shaw Field

GEORGETOWN EMERGENCY RESPONSE (GERMS) PHONE NUMBER: (202) 687-4357

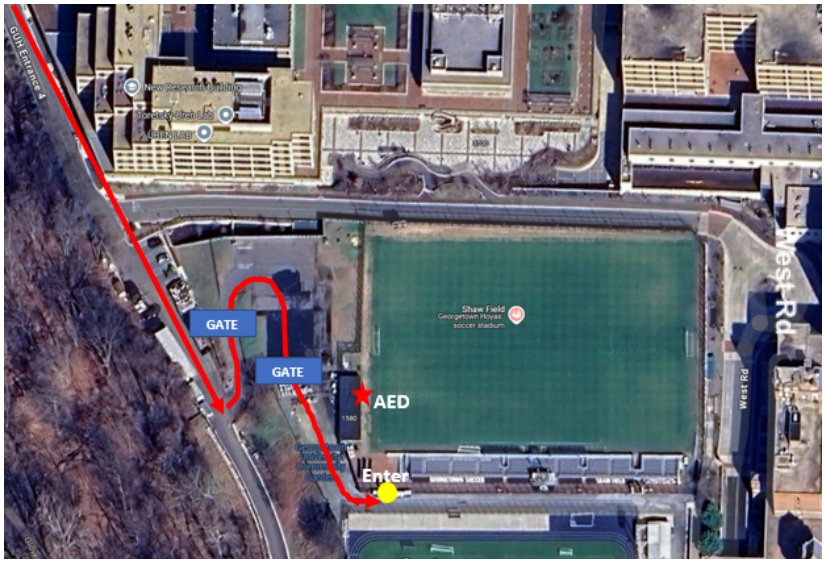

When calling GERMS provide the following information:

1. Who you are
2. Location - Shaw Field
   a. 1580 West Rd, Washington, DC 20057
3. What happened
4. Status of victim:
   a. Age
   b. Breathing & consciousness status
5. Directions to location (listed below)
6. *BE THE LAST TO HANG UP*

Delegate specific people to direct EMS to the exact location and open appropriate doors / gates.

ADDRESS: 1580 West Rd, Washington, DC 20057

VENUE DIRECTIONS:

From GU Entrance 4:

1. At the intersection of GU Entrance 4 and West Road, enter parking lot driveway
2. Turn onto the old helipad entrance driveway to the left.
3. Enter through gate - code: 9371#
4. Go through the lot and the second gate will open automatically from the inside when approached.
5. SE Shaw Field entrance will be through the gate to your left.

EMERGENCY PERSONNEL:

A certified athletic trainer will be present for practices and competitions or in direct communication with coaching staff.

EMERGENCY EQUIPMENT:

A portable AED / blood control kit will be present for all games.

ROLES OF FIRST RESPONDERS:

1. Provide immediate care to injured/ill athlete; follow appropriate first principles
2. Retrieve emergency equipment
3. Activate the emergency medical service by calling GERMS: (202) 687-4357 (follow above script when calling)
4. Assist EMS to the scene
   a. Designate an individual to direct EMS to the scene
   b. Open appropriate gates and doors
   c. Scene control: keep non-essential personnel away from the scene
5. Contact appropriate athletic trainer and personnel to notify of situation
6. Designate a staff member to accompany the athlete to the emergency room

STORM SAFETY LOCATION:

In the event of lightning or severe storm warning, players and team personnel will move into their respective team rooms.

CONTACT INFORMATION:

Georgetown Emergency Response Medical Service (GERMS): (202) 687-4357
John R. Thompson Jr. Athletic Center Training Room: (202) 687- 8344
Director of Sports of Medicine: Andreya Thibault, (203) 217-5945, amc460@georgetown.edu

Sports Medicine Emergency Action Plan:
Thompson Boat House

IN CASE OF EMERGENCY: DIAL 911

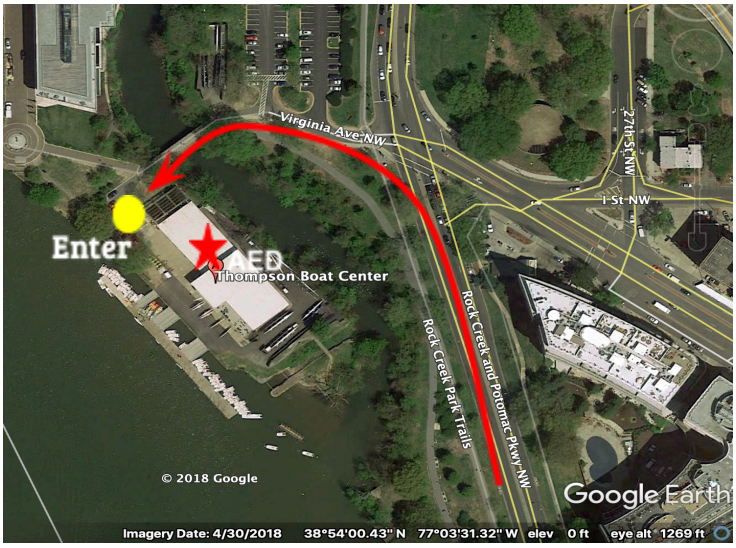

When calling EMS provide the following information:

1. Who you are
2. Location - Thompson Boat House
   a. 2900 Virginia Ave NW, Washington, DC 20037
3. What happened
4. Status of victim:
   a. Age
   b. Breathing & consciousness status
5. Directions to location (listed below)
6. *BE THE LAST TO HANG UP*

Delegate specific people to direct EMS to the exact location and open appropriate doors / gates.

ADDRESS: 2900 Virginia Ave NW, Washington, DC 20037

VENUE DIRECTIONS:

From Virginia Ave:

1. Follow Virginia Ave straight, crossing over Rock Creek
2. Continue straight, the boat house will be to the left.

EMERGENCY PERSONNEL:

A certified athletic trainer will be present for practices and competitions or in direct communication with coaching staff.

EMERGENCY EQUIPMENT:

AED is located inside the Thompson Boat House lobby.

ROLES OF FIRST RESPONDERS:

1. Provide immediate care to injured/ill athlete; follow appropriate first principles
2. Retrieve emergency equipment
3. Activate the emergency medical service by calling 911: (follow above script when calling)
4. Assist EMS to the scene
   a. Designate an individual to direct EMS to the scene
   b. Open appropriate gates and doors
   c. Scene control: keep non-essential personnel away from the scene
5. Contact appropriate athletic trainer and personnel to notify of situation
6. Designate a staff member to accompany the athlete to the emergency room

STORM SAFETY LOCATION:

In the event of lightning or severe storm warning, individuals should come off the water and shelter inside Thompson Boat House.

CONTACT INFORMATION:

Georgetown Emergency Response Medical Service (GERMS): (202) 687-4357
John R. Thompson Jr. Athletic Center Training Room: (202) 687- 8344
Director of Sports of Medicine: Andreya Thibault, (203) 217-5945, amc460@georgetown.edu

Sports Medicine Emergency Action Plan:
Thompson Athletic Center- MBB Practice Gym

GEORGETOWN EMERGENCY RESPONSE (GERMS) PHONE NUMBER: (202) 687-4357

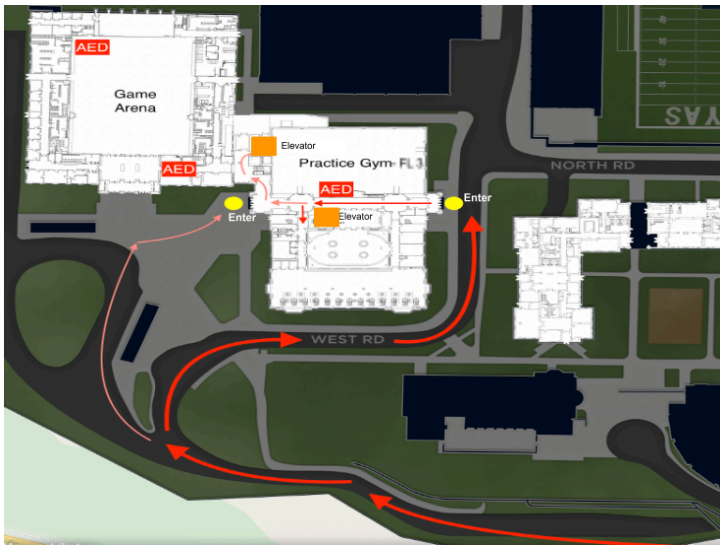

When calling GERMS provide the following information:

1. Who you are
2. Location - Thompson Athletic Center, 3rd Fl
   a. 1360 West Rd, Washington, DC 20057
3. What happened
4. Status of victim:
   a. Age
   b. Breathing & consciousness status
5. Directions to location (listed below)
6. *BE THE LAST TO HANG UP*

Delegate specific people to direct EMS to the exact location and open appropriate doors / elevators.

ADDRESS: 1360 West Rd, Washington, DC 20057 - Third Floor

VENUE DIRECTIONS:

From Canal Rd:

1. Enter campus from Canal Road entrance and proceed up West Road
2. Continue past parking garages on right
3. At next stop sign, KEEP RIGHT to continue on West Road
4. The John R. Thompson Jr. Intercollegiate Athletic Center (TAC) will be on your LEFT
5. Personnel will meet you at the main entrance to TAC to escort you to the 3rd floor practice court.

From West Rd/North Rd:

1. Head south on West Rd towards Canal Rd
2. Continue straight down the hill past Cooper Field on your left.
3. The entrance to the Thompson Athletic Center will be on your right as you proceed thru the stop sign past Cooper Field
4. Personnel will meet you at the main entrance to TAC to escort you to the 3rd floor practice court.

EMERGENCY PERSONNEL:

A certified athletic trainer will be present for practices and competitions or in direct communication with coaching staff.

EMERGENCY EQUIPMENT:

A wall-mounted AED is located on the practice court next to the modified Athletic Training area. Additional emergency bag with AED and oxygen located in the garage off of the practice court.

ROLES OF FIRST RESPONDERS:

1. Provide immediate care to injured/ill athlete; follow appropriate first principles
2. Retrieve emergency equipment
3. Activate the emergency medical service by calling GERMS: (202) 687-4357 (follow above script when calling)
4. Assist EMS to the scene
   a. Designate an individual to direct EMS to the scene
   b. Open appropriate gates and doors
   c. Scene control: keep non-essential personnel away from the scene
5. Contact appropriate athletic trainer and personnel to notify of situation
6. Designate a staff member to accompany the athlete to the emergency room

CONTACT INFORMATION:

Georgetown Emergency Response Medical Service (GERMS): (202) 687-4357
John R. Thompson Jr. Athletic Center Training Room: (202) 687- 8344
Director of Sports of Medicine: Andreya Thibault, (203) 217-5945, amc460@georgetown.edu

Sports Medicine Emergency Action Plan:
Thompson Athletic Center- WBB Practice Gym

GEORGETOWN EMERGENCY RESPONSE (GERMS) PHONE NUMBER: (202) 687-4357

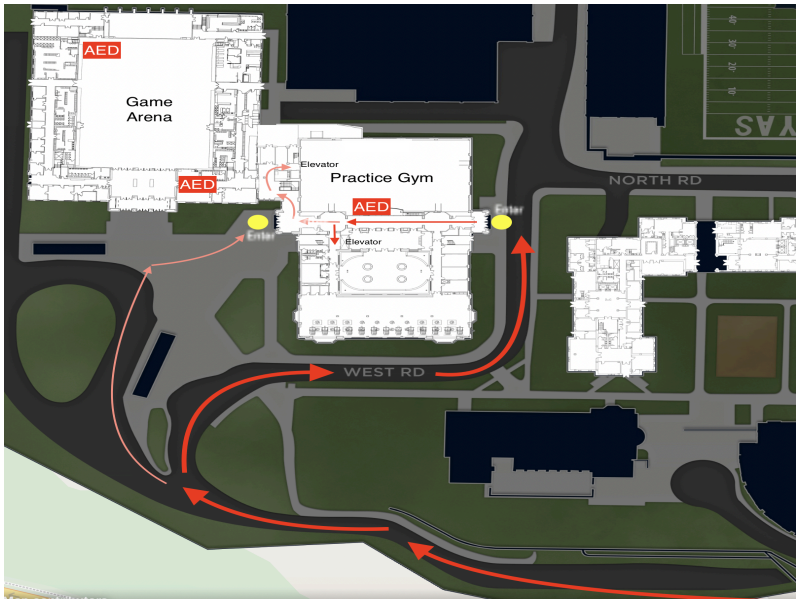

When calling GERMS provide the following information:

1. Who you are
2. Location - Thompson Athletic Center - LL
   a. 1360 West Rd, Washington, DC 20057

1360 West Rd, Washington, DC 20057

3. What happened
4. Status of victim:
   a. Age
   b. Breathing & consciousness status
5. Directions to location (listed below)
6. ***BE THE LAST TO HANG UP***

Delegate specific people to direct EMS to the exact location and open appropriate doors / elevators.

ADDRESS: 1360 West Rd, Washington, DC 20057 - Lower Level

VENUE DIRECTIONS:

From Canal Rd:

1. Enter campus from Canal Road entrance and proceed up West Road
2. Continue past parking garages on right
3. At next stop sign, KEEP RIGHT to continue on West Road
4. The John R. Thompson Jr. Intercollegiate Athletic Center (TAC) will be on your LEFT
5. Personnel will meet you at main entrance to TAC to escort you to emergency location

From West Rd/North Rd:

1. Head south on West Rd towards Canal Rd
2. The John R. Thompson Jr. Intercollegiate Athletic Center (TAC) will be at the intersection of West rd. and North rd.
3. Personnel will meet you at main entrance to TAC to escort you to emergency location (Lower level practice gym; left out of the elevator)

EMERGENCY PERSONNEL:

A certified athletic trainer will be present for practices and competitions or in direct communication with coaching staff.

EMERGENCY EQUIPMENT:

A wall-mounted AED / blood control kit is stationed on the SW wall of the practice gym. Covering ATC will bring their medical kit and splint bag. Additionally, AED emergency bags and crutches are located in the athletic training room.

ROLES OF FIRST RESPONDERS:

1. Provide immediate care to injured/ill athlete; follow appropriate first principles
2. Retrieve emergency equipment
3. Activate the emergency medical service by calling GERMS: (202) 687- 4357 (follow above script when calling)
4. Assist EMS to the scene
   a. Designate an individual to direct EMS to the scene
   b. Open appropriate gates and doors
   c. Scene control: keep non-essential personnel away from the scene
5. Contact appropriate athletic trainer and personnel to notify of situation
6. Designate a staff member to accompany the athlete to the emergency room

CONTACT INFORMATION:

Georgetown Emergency Response Medical Service (GERMS): (202) 687-4357
John R. Thompson Jr. Athletic Center Training Room: (202) 687- 8344
Director of Sports of Medicine: Andreya Thibault, (203) 217-5945, amc460@georgetown.edu

Sports Medicine Emergency Action Plan:
Washington Sailing Marina

IN CASE OF EMERGENCY: DIAL 911



When calling EMS provide the following information:

1. Who you are
2. Location - Washington Sailing Marina
   a. 1 Marina Dr, Alexandria, VA 22314
3. What happened
4. Status of victim:
   a. Age
   b. Breathing & consciousness status
5. Directions to location (listed below)
6. *BE THE LAST TO HANG UP*

Delegate specific people to direct EMS to the exact location and open appropriate doors / gates.

ADDRESS: 1 Marina Dr, Alexandria, VA 22314

VENUE DIRECTIONS:

1. Turn into Washington Marina from GW Pkwy
2. Follow driveway and take second entrance on the right to meet Georgetown Staff

EMERGENCY PERSONNEL:

A certified athletic trainer will be present for practices and competitions or in direct communication with coaching staff.

EMERGENCY EQUIPMENT:

A portable AED / blood control kit will be present for all games.

ROLES OF FIRST RESPONDERS:

1. Provide immediate care to injured/ill athlete; follow appropriate first principles
2. Retrieve emergency equipment
3. Activate the emergency medical service by calling 911: (follow above script when calling)
4. Assist EMS to the scene
   a. Designate an individual to direct EMS to the scene
   b. Open appropriate gates and doors
   c. Scene control: keep non-essential personnel away from the scene
5. Contact appropriate athletic trainer and personnel to notify of situation
6. Designate a staff member to accompany the athlete to the emergency room

STORM SAFETY LOCATION:

In the event of lightning or severe storm warning, players and team personnel will move into their respective vans / bus.

CONTACT INFORMATION:

Emergency Response Medical Services: 911
John R. Thompson Jr. Athletic Center Training Room: (202) 687- 8344
Director of Sports of Medicine: Andreya Thibault, (203) 217-5945, amc460@georgetown.edu

Sports Medicine Emergency Action Plan:
Yates Field House: Tennis Courts

GEORGETOWN EMERGENCY RESPONSE (GERMS) PHONE NUMBER: (202) 687-4357



When calling GERMS provide the following information:

1. Who you are
2. Location - Yates Field House
   a. 3901 Yates Rd, Washington, DC 20057
3. What happened
4. Status of victim:
   a. Age
   b. Breathing & consciousness status
5. Directions to location (listed below)
6. *BE THE LAST TO HANG UP*

Delegate specific people to direct EMS to the exact location and open appropriate doors / gates.

ADDRESS: 3901 Yates Rd, Washington, DC 20057

VENUE DIRECTIONS:

From Canal Rd:

1. Enter campus from Canal Rd entrance and proceed up West Rd.
2. Continue on West Rd., past the Thompson Athletic Center
3. Continue straight up the hill, and Yates will be on your left. Enter through the main lobby. The tennis courts are on the *bottom floor*

EMERGENCY PERSONNEL:

A certified athletic trainer will be present for practices and competitions or in direct communication with coaching staff.

EMERGENCY EQUIPMENT:

AED / bleeding control kit is located level 1, court #4. Additional AED located behind the desk in Yates lobby. A portable AED, emergency equipment and splint bag will be present for all games.

ROLES OF FIRST RESPONDERS:

1. Provide immediate care to injured/ill athlete; follow appropriate first principles
2. Retrieve emergency equipment
3. Activate the emergency medical service by calling GERMS: (202) 687-4357 (follow above script when calling)
4. Assist EMS to the scene
   a. Designate an individual to direct EMS to the scene
   b. Open appropriate gates and doors
   c. Scene control: keep non-essential personnel away from the scene
5. Contact appropriate athletic trainer and personnel to notify of situation
6. Designate a staff member to accompany the athlete to the emergency room

CONTACT INFORMATION:

Georgetown Emergency Response Medical Service (GERMS): (202) 687-4357
John R. Thompson Jr. Athletic Center Training Room: (202) 687- 8344
Director of Sports of Medicine: Andreya Thibault, (203) 217-5945, amc460@georgetown.edu

Sports Medicine Emergency Action Plan:
Yates Field House: Albert G. McCarthy Jr. Pool

GEORGETOWN EMERGENCY RESPONSE (GERMS) PHONE NUMBER: (202) 687-4357

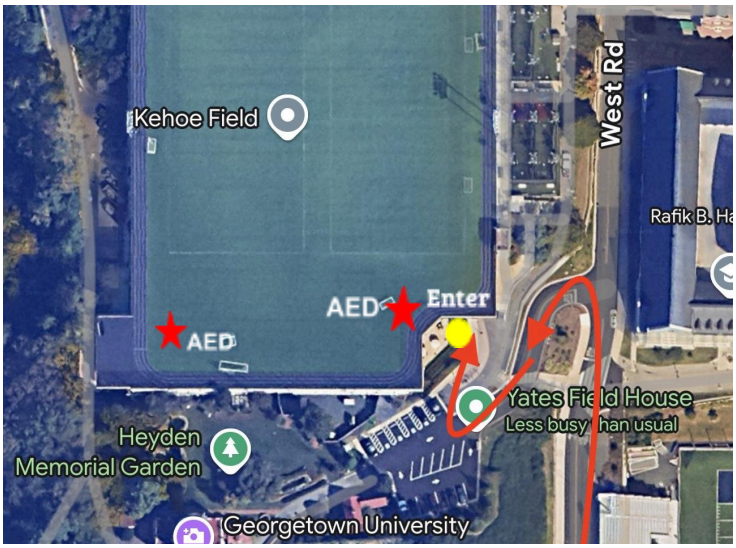

When calling GERMS provide the following information:

1. Who you are
2. Location - Yates Field House
   a. 3901 Yates Rd, Washington, DC 20057
3. What happened
4. Status of victim:
   a. Age
   b. Breathing & consciousness status
5. Directions to location (listed below)
6. *BE THE LAST TO HANG UP*

Delegate specific people to direct EMS to the exact location and open appropriate doors / gates.

ADDRESS: 3901 Yates Rd, Washington, DC 20057

VENUE DIRECTIONS:

From Canal Rd:

1. Enter campus from Canal Rd entrance and proceed up West Rd.
2. Continue on West Rd., past the Thompson Athletic Center
3. Continue straight up the hill, and Yates will be on your left. Enter through the main lobby. The pool is on the lower level through the locker rooms.

EMERGENCY PERSONNEL: A certified athletic trainer will be available for practices and present for competitions. Lifeguards are present for practice and competition.

EMERGENCY EQUIPMENT:

A portable AED / blood control kit is present behind the lifeguard chair. Second AED located behind the desk of Yates lobby desk. Athletic trainer will have an AED, Splint bag and emergency kit for competition.

ROLES OF FIRST RESPONDERS:

1. Provide immediate care to injured/ill athlete; follow appropriate first principles
2. Retrieve emergency equipment
3. Activate the emergency medical service by calling GERMS: (202) 687-4357 (follow above script when calling)
4. Assist EMS to the scene
   a. Designate an individual to direct EMS to the scene
   b. Open appropriate gates and doors
   c. Scene control: keep non-essential personnel away from the scene
5. Contact lifeguard / staff working at Yates aid in coordination of EMS arrival
6. Contact appropriate athletic trainer and personnel to notify of situation
7. Designate a staff member to accompany the athlete to the emergency room

CONTACT INFORMATION:

Georgetown Emergency Response Medical Service (GERMS): (202) 687-4357
John R. Thompson Jr. Athletic Center Training Room: (202) 687- 8344
Director of Sports of Medicine: Andreya Thibault, (203) 217-5945, amc460@georgetown.edu