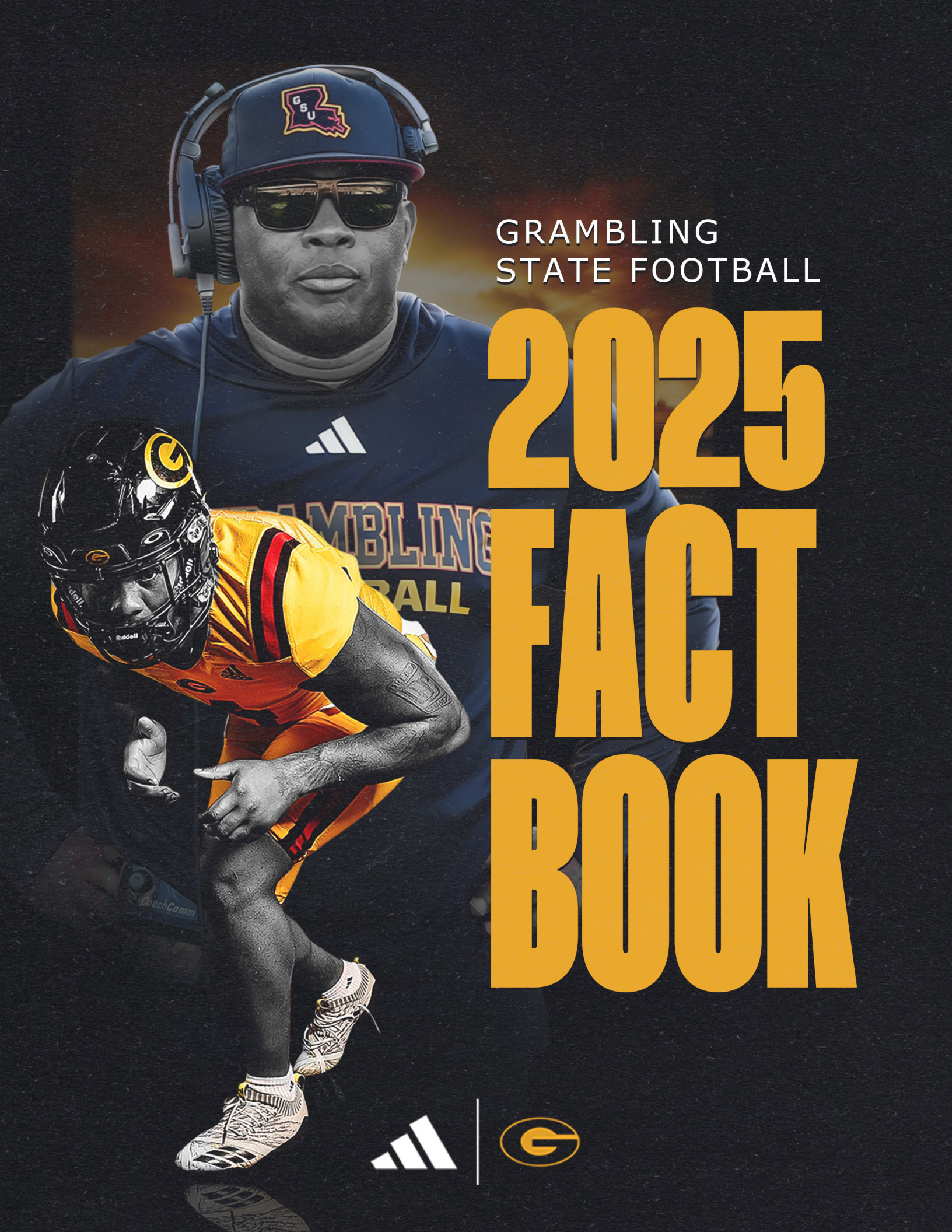

GRAMBLING
STATE FOOTBALL

2025 FACT BOOK

UNIVERSITY INFORMATION

Location ..... Grambling, LA (71245)
Founded 1901
Enrollment 5,438
Colors ..... Black and Gold
Nickname ..... Tigers
Conference ..... Southwestern Athletic Conference
President ..... Dr. Martin Lemelle Jr.
Alma Mater ..... Grambling State, 2006
VP for Intercollegiate Athletics ..... Dr. Trayvean Scott
Alma Mater ..... Southern, 2003
Associate AD/Chief of Staff ..... Taylor Stewart
Alma Mater ..... Grambling State, 2018
Associate AD/SWA ..... Wanda Currie
Alma Mater ..... Grambling State, 1984
Faculty Athletic Rep. ..... Dr. Bobby Burkes
Alma Mater ..... Xavier (La.), 1973
Athletics Department Phone 318.274.2374
Ticket Office Phone 318.274.4795
Twitter ..... @GSUTigers/@GSUFootball01
Athletics Website ..... gsutigers.com
University Website ..... gram.edu

FOOTBALL HISTORY

First Year of Football 1926
Overall Record *596-299-19*
Bowl Record 19-8
Last Bowl ..... 2017 Celebration Bowl vs. North Carolina A&T State (L, 14-21)

STADIUM INFORMATION

Stadium ..... Eddie G. Robinson Memorial Stadium
Capacity 19,600
Year Opened 1983
Playing Surface ..... Artificial Turf
Record 106-38-1

COACHING STAFF

Head Coach ..... Mickey Joseph
Alma Mater ..... Nebraska, 1991
Career Record 21-20
Record at Grambling State 5-7
Defensive Coordinator ..... Jason Rollins
Offesnive Line ..... Eric Losey
Defensive Line ..... Jalen Ivy
Wide Receivers ..... Reggie Moore
Safeties ..... Willie Mack Garza
Cornerbacks ..... Del Lee-Collins
Running Backs ..... Kris Peters
Quarterbacks ..... Shyrone Carey
General Manager ..... Reggie Nelson

CREDITS

The 2025 Grambling State Fact Book is a production of the Athletics Communications Office

MANAGING EDITOR AND PRIMARY DESIGN

Curtis Ford, Associate AD for Athletic Communications
Brian Howard, Contributor

COVER DESIGN

Matt Steele, Football Graphics Designer

PHOTOS/RESEARCH/EDITORIAL ASSISTANCE

Karmen King, Senior Associate AD for Compliance and Academics/ Title IX Coordinator for Athletics; Carlton Hamlin, University Photographer; Glen Lewis, University Photographer;

THIS IS GRAMBLING STATE FOOTBALL

Quick Facts/Credits/Table of Contents 1
History/Winning Tradition 2
Media Information 3-4
Directions and Information 6

SEASON PREVIEW

2025 Rosters 6-7
Series Records 8
Series Records vs. 2025 Opponents 9-11
2025 Opponents 12-13

COACHING STAFF

Mickey Joseph, Head Coach 14-15
Jason Rollins, Defensive Coordinator 16
Kris Peters, Inside Receivers/Tight Ends 17
Eric Losey, Offensive Line 18
Shyrone Carey, Quarterbacks 19
Willie Mack Garza, Safeties 20
Reggie Moore, Defensive Line 21
Del Lee-Collins, Cornerbacks 22
Jalen Ivy, Special Teams 23
Reggie Nelson, General Manager 24

ADMINISTRATIVE STAFF

Dr. Martin Lemelle Jr., President 25
Dr. Trayvean Scott, VP for Intercollegiate Athletics 26
Athletics Senior Staff 26
Grambling State University 27-28
Grambling State University Famous Alums 28

2024 REVIEW

Final Results and Statistics 29-33

Game Recaps 34-44

RECORDS

Yearly Results 46-49
All-Time Grambling State Head Coach Records 49
All-Time Records 40-58
Designated Games 59-60

HISTORY

Postseason Awards 61-63
NFL Selections 64-66
NFL Draft History 67
Eddie G. Robinson Memorial Stadium 68-69
Eddie G. Robinson 70-71
Collie J. Nicholson 72
Al Dennis III 73
Junious "Buck" Buchanan 74
Willie Brown 75
Willie Davis 76
Charlie Joiner 77
Sammy White 78
Doug Williams 79
Paul Younger 80
The World Famed Tiger Marching Band 81-82

CONFERENCE INFORMATION

SWAC History 83

BLACK, GOLD & TRUE

EDDIE ROBINSON

THE ONLY FCS COACH TO HAVE 408 VICTORIES
41 WINNING SEASON
18 SWAC CHAMPIONSHIPS
9 BLACK COLLEGE FOOTBALL NATIONAL CHAMPIONSHIPS

JUNIOUS "BUCK" BUCHANAN

TOP DRAFT PICK BY THE KANSAS CITY CHIEFS IN 1963
BUCK BUCHANAN AWARD NAMED FOR THE MOST
OUTSTANDING DEFENSIVE PLAYER IN THE FCS EACH YEAR

DOUG WILLIAMS

THE FIRST BLACK QUARTERBACK TO
START & WIN A SUPER BOWL (XXI)
SUPER BOWL XXI MOST VALUABLE PLAYER

HOME OF CHAMPIONS

MOST SWAC TITES
MOST NFL HALL OF FAMERS
28 SWAC CHAMPIONSHIPS
15 BLACK COLLEGE NATIONAL CHAMPIONSHIPS
13 BLACK COLLEGE FOOTBALL HALL OF FAMERS
5 COLLEGE FOOTBALL HALL OF FAMERS
4 NFL HALL OF FAMERS

CELEBRATING BIG WINS

THE ONLY SWAC SCHOOL TO WIN THE
CELEBRATION BOWL
DECEMBER 2016, GRAMBLING STATE 10 NC CENTRAL 9

cricket CELEBRATION BOWL
MEAC • SWAC

Thank you for your coverage of the Grambling State University Tigers and Southwestern Athletic Conference (SWAC) football. Please let us know if we can assist your efforts at any time during the football season. The following is the list of policies and procedures of the Grambling State University Athletic Communications Office. Please contact the GSU Athletic Communications Office with any questions or concerns.

Curtis Ford (fordc@gram.edu), Assistant AD for Athletic Communications, will serve as the primary contact for Grambling State football. His contact information is listed below:

Curtis Ford
Associate AD for Athletic Communications
Email: fordc@gram.edu
Phone: 318.274.2374

MONDAY MEDIA PRESS CONFERENCES

Each game week during the football season, Grambling State will hold a media press conference at 10 a.m. in the Stadium Support Facility in the media room, located on the second floor. Head coach Mickey Joseph will speak at 10 a.m. and selected assistant coaches (one offense and one defense) will be available to the media immediately following Joseph's weekly press conference. In the event of special games (State Fair Classic and Bayou Classic), the press conference will move that week to Tuesday at 10 a.m. Players will only be available upon request at least 48 hours prior to the Monday press conference. Contact the Athletic Communications Office for more details. GSU will hold and conduct interviews during the open weeks of the season.

Joseph's portion of the news conference will be available each week on www.gsutigers.com on Monday afternoons.

MEDIA PRESS CONFERENCE PARKING & ENTRY

The Monday Press conference is located at the Stadium Support Facility. Members of the media should enter through the front doors and take the elevator to the second floor.

PLAYER INTERVIEW AVAILABILITY

All interviews with Grambling State student-athletes should be coordinated through the Athletic Communications Office. During the season, GSU players are available after the weekly Monday Press Conference and after practice on Tuesdays. This also includes during the week of the State Fair Classic, Bayou Classic, SWAC Championship Game and Celebration Bowl, players will only be available on Monday and Tuesday only. Telephone interviews may be arranged by contacting Brian Howard in the Athletic Communications Office. ALL interview requests should be made at least 48 hours in advance. GSU's first-year players (true freshmen) are not available for interviews.

COACH INTERVIEW AVAILABILITY

Interviews with head coach Mickey Joseph should also be arranged through the Athletic Communications Office. Head Coach Mickey Joseph is available at GSU's weekly media press conference on Mondays during the season. Telephone interviews with the head coach can be arranged by contacting the Athletic Communications Office. As with the student-athletes, interview requests should be made at least 48 hours in advance.

SWAC CONFERENCE CALL

Head coach Mickey Joseph is available via teleconference on Mondays as part of the SWAC Conference call. Contact the SWAC Conference communications staff for more information.

SEASON MEDIA CREDENTIALS

Season credentials for Grambling State must be requested through GSU's official website. To begin the process, visit www.gsutigers.com/media. Only media covering the Tigers on a consistent basis and on assignment will be considered for season credentials. A lost season credential will result in credentials being issued on a game-by-game basis as available.

The deadline for requesting season credentials is Friday, August 18. No season credentials will be issued after that date.

SINGLE-GAME MEDIA CREDENTIALS

Credentials for individual games should be requested at least one week (seven days) in advance. Credentials will not be mailed, but will be available to be picked up at least 24 hours prior to kickoff at the Courtyard by Marriott (Ruston, La.) at the front desk. Parking passes will be issued to media who covers the team on a consistent basis. Those requests should also be made at www.gsutigers.com/media.

Credentials will only be granted to media on assignment and to those who cover the Tigers or their opponent on a regular basis.

Approved passes will be available at the Hampton Inn at least 24 hours prior to kickoff.

CREDENTIAL TYPES

--- MEDIA ---

This credential is for writers. It includes press box access and a press box seat, as well as access to postgame Interview rooms. It does not allow sideline access until postgame. The media pass is also good for visiting radio network/television crew members who do not require sideline access.

--- PHOTO ---

This credential includes sideline access, interview room access, as well as access to the press box and the photo/video work room. Photo credential holders will not have a reserved seat in the press box. **Photographers wishing to obtain a media credential must submit ALL gameday photos within 24 hours after the completion of the game. Failure to do so will result in having the credential revoked from any future games.**

--- RADIO ---

This credential is for institutional radio members only. It includes press box access and a radio booth seat, as well as access to postgame interview rooms. Each institution will be given up to six (6) radio credentials, which will include two (2) sideline credentials for working radio/sideline reporters. Radio members who do not carry the game on their flagship stations will be subjected to one (1) credential which will allow press box access only during the game. That credential will allow one (1) press box seat and access to postgame interview rooms. It does not allow sideline access until postgame.

--- PROFESSIONAL SCOUTS ---

This credential is for NFL and Canadian Football League scouts. It includes press box access and a press box seat, as well as access to postgame interview rooms. It does not allow sideline access until postgame.

--- TELEVISION ---

This credential includes press box access, sideline access and interview room access. The television broadcasters will have three (3) seats in the press box television booth.

--- VIDEO ---

This credential includes sideline access, interview room access, as well as access to the press box and the photo/video work room. Video credential holders will not have a reserved seat in the press box.

MEDIA PARKING ON GAMEDAY

Media parking for GSU home games is located behind the Fredrick C. Hobdy Assembly Center and is unreserved. The press box will be available to the media at least two (2) hours prior to kickoff.

UPLINK TRUCK PARKING

Media outlets looking to park an uplink truck should notify Alan Blakeney (ablakeney@gram.edu) no later than Monday the week of the game. Uplink trucks that have made arrangements will be parked in an area designated by Alan Blakeney or Jeffrey Sims on a first-come, first-served basis.

MEDIA CREDENTIAL PICKUP ON GAMEDAY

Media members wishing to pick up credentials on gameday will need to visit the Hampton Inn in Ruston, La. and go to the front desk. The credentials will remain at the front desk until kickoff.

MEET THE ATHLETIC COMMUNICATIONS STAFF \\\\\\\\\\\\\\\\\\\\\\\\



Curtis Ford
Associate AD for
Athletic Communications

LEON MITCHELL
Associate Director
Athletic Communications

Carlton Hamlin
Campus Photographer
University Communications

ENTERING THE STADIUM ON GAMEDAY

Working members of the media should enter Eddie G. Robinson Memorial Stadium from Gate 1 located on the south side of the stadium. Once you enter from Gate 1, elevators to the press and broadcast levels will be located to the left.

THE PRESS BOX

The press box is located at Gate 1 and opens two hours prior to kickoff on gamedays. The media meal will be served at least a half hour prior to kickoff. After entering the press box, make a right off the elevators and the working press box will be on your left.

ANY FOOD SERVED IN THE MEDIA PRESS BOX IS STRICTLY FOR MEDIA MEMBERS ONLY.

Suite meals that are provided during home games are NOT for media members, but only for Suite Guests.

VISITING RADIO

The visiting radio booth is located in the press box. Upon leaving the elevator, go left and look toward the glass doors, where the farthest on the right is the visiting radio booth. Only the official radio network of the visiting
school will have access to the booth. Contact the Athletic Communications Office for more information.

FIELD ACCESS

To access the field at Eddie G. Robinson Memorial Stadium, use the ramp located in the east end zone (Stadium Support Facility Side) of the stadium. Media credentials do not permit field access until postgame. Photographers are the only members of the media allowed on the field before and during the game.

SIDELINE POLICIES

Photographers are the only members of the media permitted on the sidelines during games. Shooting areas at Eddie G. Robinson Memorial Stadium are limited to the outside of the 25-yard lines and in the end zones. The designated areas allow space for working media as well as GSU and visiting spirit groups to co-exist. The GSU Athletic Communications Office will have a representative on the field to assist the media in their game-day efforts.

The bench areas of both sidelines are off-limits to media. While passing through from one end of the field to the other, members of the media should walk behind the bench areas without stopping in that space.

Members of the media should not approach Tiger players or coaches until the designated time for interview availability after the game.

PHOTO/VIDEO WORK ROOM

The photo work room is in the Robinson Stadium Support Football Facility and is located on the second level and is available immediately following the conclusion of the game.

GAMEDAY INTERVIEW AREAS

The visiting team locker room and interview room are located in the Stadium Support Facility. To access the interview area, please enter through the Stadium Support entrance. Grambling State will provide an escort for visiting media and athletics communications directors.

Interviews with Tiger coaches and players take place in the Stadium Support Facility in the media room on the second floor. GSU will provide an escort to that location as well.

Hue Jackson's postgame news conference will be available in the Stadium Support Facility (football fieldhouse) inside the weight room after the NCAA 10-minute cooling off period. GSU players will be available upon request.

Members of the media should not approach GSU players or coaches for comments on the field. **The GSU locker room is closed.**

PRACTICE AVAILABILITY

Grambling State's football practices are primarily closed to the public and media with limited exceptions (media will be notified in advance of those dates). The first portion of the workouts (generally the first 15-20 minutes) is open to photographers. Again, media will be notified in advance of those opportunities.

Members of the media planning to shoot practice should contact the GSU Athletic Communications Office in advance to confirm arrangements and practice times.

PRACTICE LOCATION

The Tigers practice on the practice field next to the Football Stadium Support Facility or inside Eddie G. Robinson Memorial Stadium.

ACCESSING INFORMATION

In addition to the Grambling State Athletics website (www.gsutigers.com), the latest news, weekly releases, updated depth charts, rosters and season and single-game statistics can be sent on a daily or weekly basis via e-mail. Contact Curtis Ford to request to be added to the football e-mail list.

WE ARE GRAMBLING STATE

When referring to Grambling State University, please only use the terms **GRAMBLING STATE** or **GSU.** Please refrain from acronyms of the name **GRAM, Grambling St.** or **GRAM State**, **GRAM St.** In addition, Grambling State plays in the Southwestern Athletic Conference (SWAC).

SWAC WEEKLY HONORS

Each week during the regular season, the SWAC will name an offensive, defensive, newcomer and special teams player of the week.

SWAC WEEKLY TELECONFERENCE

The SWAC football head coaches will be available on a weekly teleconference Mondays from August 28 -November 20 from 10:00 am until noon central time. Each coach will be available for 8-10 minutes each week for questions and reviews.

Media representatives who wish to participate should consult the conference weekly release. For credible media members only who wish to participate in the weekly coaches teleconference, the call in number is 1.800.356.8278. You will be prompted for a participant code and dial: 298779#. Media Members are asked to mute your line until you have a question. To Mute and Unmute your line, please us 4*.

A replay of each teleconference will be available each Monday on the conference's website: www.swac.org.

Directions to Grambling State University

From Little Rock, AR (3hrs 8min, 176 mi):
Take appropriate route to US-167 S. Follow US-167 S for approximately 157 miles to Interstate 20 W. Ride down I-20 W for approximately 4.1 miles, then take Exit 81 in Grambling, LA and merge right onto RWE Jones Street and continue straight. After you pass through the first traffic light, you will drive across a small overpass and arrive at a second traffic light. You will then arrive on the campus of Grambling State University.

From Baton Rouge, LA (3hrs 59min, 224 mi):
Take appropriate route to US-61 N towards Natchez, MS. Travel north on US-61 for approximately 80 miles into Natchez, MS. Use the left two lanes to turn left onto US-425 N. Continue north on US-425 for approximately 76.5 miles into Rayville, LA, then take the appropriate route to Interstate 20 W. Ride down I-20 W for approximately 57 miles, then take Exit 81 in Grambling, LA and merge right onto RWE Jones Street and continue straight. After you pass through the first traffic light, you will drive across a small overpass and arrive at a second traffic light. You will then arrive on the campus of Grambling State University.

From Jackson, MS (2hrs 24min, 156 mi):
Take appropriate route to Interstate 20 W. Travel west on I-20 for approximately 152 miles, then take Exit 81 in Grambling, LA and merge right onto RWE Jones Street and continue straight. After you pass through the first traffic light, you will drive across a small overpass and arrive at a second traffic light. You will then arrive on the campus of Grambling State University.

From Dallas, TX (3hrs 45 min, 250 mi):
Take appropriate route to Interstate 20 E. Travel east on I-20 for approximately 248 miles, then take Exit 81 in Grambling, LA and merge right onto RWE Jones Street and continue straight. After you pass through the first traffic light, you will drive across a small overpass and arrive at a second traffic light. You will then arrive on the campus of Grambling State University.

Directions to Campus Athletics Facilities

Wilbert Ellis Field at RWE Jones Park (Baseball Stadium):
At the light, turn left onto College Ave. Continue straight at the stop sign and go around the curve behind Lee Hall on S. Main St. Immediately after coming out of the curve, turn left onto Hutchinson St. Continue straight past Dunbar Hall (on your left) and the dorms on your right (Attucks Hall, Garner Hall, & J.D.E. Bowen Hall) until you come to the entrance of the baseball park.

Eddie G. Robinson Memorial Stadium (Football Stadium):
At the light, continue straight on RWE Jones Dr. past Jacob T. Stewart building and Tiger Village Clubhouse (on your right). Turn right on Central Ave. and continue straight past Martha Adams Hall (on your left) and Tiger Village Clubhouse (on your right). Merge left at the small intersection just past the basketball courts (on your right) and continue straight until you come to the parking lot of football stadium.

Fredrick C. Hobdy Assembly Center (Basketball/Volleyball Arena):
At the light, continue straight on RWE Jones Dr. past Jacob T. Stewart building and Tiger Village Clubhouse (on your right). Turn right on Central Ave. and continue straight past Martha Adams Hall (on your left) and Tiger Village Clubhouse (on your right). Merge left at the small intersection just past the basketball courts (on your right) and continue straight, past the parking lot of football stadium. Fredrick C. Hobdy Assembly Center will be on your left.

GSU Lady Tigers Softball Field:
At the light, continue straight on RWE Jones Dr. past Jacob T. Stewart building and Tiger Village Clubhouse (on your right). Turn right on Central Ave. and continue straight past Martha Adams Hall (on your left) and Tiger Village Clubhouse (on your right). Merge left at the small intersection just past the basketball courts (on your right) and continue straight, past the parking lot of football stadium. GSU Lady Tigers Softball Field will be straight ahead from the parking lot.

GSU Lady Tigers Soccer Field:
At the light, continue straight on RWE Jones Dr. past Jacob T. Stewart building and Tiger Village Clubhouse (on your right). Turn right on Central Ave. and continue straight past Martha Adams Hall (on your left) and Tiger Village Clubhouse (on your right). Merge left at the small intersection just past the basketball courts (on your right) and continue straight, past the parking lot of football stadium. GSU Lady Tigers Soccer Field will be straight ahead from the parking lot and behind the Softball Field.

Local Hotels

Americas Best Value Inn
1105 N. Trenton St.
Ruston, LA 71270
Phone: 318.251.0000

Hampton Inn
1315 N. Trenton St.
Ruston, LA 71270
Phone: 318.251.3090

Best Western Plus
1011 Willow Glen Dr.
Ruston, LA 71270
Phone: 318.224.7499

Holiday Inn Express & Suites
1312 Hospitality St.
Ruston, LA 71270
Phone: 318.232.1230

Country Inn & Suites
1825 Robert Ave.
Ruston, LA 71270
Phone: 318.513.9777

Quality Inn
1951 N. Service Rd. East
Ruston, LA 71270
Phone: 318.242.0070

Courtyard by Marriott
1309 Maxwell Blvd.
Ruston, LA 71270
Phone: 318.254.0067

Relax Inn
1300 N. Trenton St.
Ruston, LA 71270
Phone: 318.255.2911

Days Inn
1801 N. Service Rd. East
Ruston, LA 71270
Phone: 318.251.2360

Sleep Inn & Suites
106 S. Service Rd. East
Ruston, LA 71270
Phone: 318.255.2911

Fairfield Inn & Suites by Marriott Ruston
1707 Roberta Ave.
Ruston, LA 71270
Phone: 318.251.9800

Super 8
106 S. Service Rd. East
Ruston, LA 71270
Phone: 318.255.0588

Full Service Restaurants

Sodexo Magic
100 Founder St.
Grambling, LA 71245
Phone: 318.274.3106

McAlister's Deli
1109 N. Service Rd. East
Ruston, LA 71270
Phone: 318.413.3635

Brister's Smokehouse BBQ
1420 Cooktown Rd.
Ruston, LA 71270
Phone: 318.513.9966

Ponchatoulas
109 E. Park Ave.
Ruston, LA 71270
Phone: 318.254.5200

Don Chuy Mexican Bar & Grill
931 N. Service Rd. East
Ruston, LA 71270
Phone: 318.202.8540

Portico Bar & Grill
1821 Northpointe Ln.
Ruston, LA 71270
Phone: 318.255.9900

Chili's
649 N. Service Rd.
Ruston, LA 71270
Phone: 318.242.0155

Texas Roadhouse
1821 Northpointe Ln.
Ruston, LA 71270
Phone: 318.255.9900

Log Cabin Grill & Market
1906 Farmerville Hwy.
Ruston, LA 71270
Phone: 318.255.8023

Pizza Shops

Domino's Pizza
995 Tech Dr.
Ruston, LA 71270
Phone: 318.251.3030

Pizza Hut
975 Tech Dr.
Ruston, LA 71270
Phone: 318.224.2001

Johnny's Pizza House
(2 locations)
1109 Cooktown Rd.
Ruston, LA 71270
Phone: 318.251.1006

2029 E. Kentucky Ave.
Ruston, LA 71270
Phone: 318.224.7014

Papa John's Pizza
505 W. California Ave.
Ruston, LA 71270
Phone: 318.513.2121

Rotolo's
505 W. California Ave.
Ruston, LA 71270
Phone: 318.513.2121

ALPHABETICAL

NO.	NAME	POS.
63	Alexander Vigil	OL
87	Andrerw Frazier	WR
31	Andrew Crews	RB
78	Armond Owens	OL
15	Ashton Frye	QB
40	Ashton Raymond	LB
1	Blake Davis	CB
49	Braye Therence	LB
30	Brenden Barley	LB
4	Bryce Cage	DL
86	Charles Bernard	TE
97	Chris Scott	DE
29	Christen Williams	DB
26	Cisco Caston	SAF
18	Covadis Knighten	TE
18	Devin Williams	DB
17	Eric Randall III	DB
52	Erron Mahoney-Bean	OL
13	Isaac Washington	DE
3	Jacoby Bellazar	WR
25	Jaden Handy	RB
19	Jalen Guillard	CB
21	Jamal Jordan	LB
93	James Eaglin	DT
51	Javorious Sherrod	DT
91	Jayden Scott	DE
27	Jay'Shaun Johnson	DB
72	J'Cobe Scott	DL
9	Jon Horton	DE
14	Jordan Bride	WR
42	Josh Darling	LB
89	Julien Price	WR
	Kayden Cambre	DB
33	Ken Pierre-Charles	DB
92	Kilas Francis	DT
36	Kimani Mugo	LS
46	Kyran McConnell	DB
16	Louis Foster	SAF
43	Marcellius Johnson	LB
56	Mark Blount	DL
3	Markel Linzer	DB
11	Nae'Saan Dickerson	WR
88	Nicholas Howard	WR
11	Nick Turner	DB
80	Nigel Lanier	WR
99	Noah Nelson	DL
76	Orion Duplesis	OL
8	Osiris Smith	LB
4	Patrick Williams	WR
53	Quentin Ross	OL
50	Tahj Martin	OL
90	Theodore Caballero	K
6	Tony Phillips	RB
0	Tre Bradford	RB
17	Tylon Williams	WR
16	Tyrone Wilson	WR
38	Xhane Williams	DB

NUMERICAL ROSTER

NO.	NAME	POS.	HT.	WT.	CL.	HOMETOWN/PREVIOUS SCHOOL
0	Tre Bradford	RB	6-0	225	Gr.	Dallas, Texas / /
1	Blake Davis	CB	6-0	184	Sr.	Los Angeles, Calif. / /
3	Jacoby Bellazar	WR	5-11		R-Sr.	Baton Rouge, La. / /
3	Markel Linzer	DB	6-0	185	So.	New Iberia, La. / /
4	Bryce Cage	DL	6-5	269	R-Sr.	Baton Rouge, La. / /
4	Patrick Williams	WR	6-6	205	R-Jr.	Monroe, La. / /
6	Tony Phillips	RB	5-7	150	So.	Kankakee, Ill. / /
8	Osiris Smith	LB	6-2	215	Sr.	Pleasant Grove, Ala. / / Jacksonville State
9	Jon Horton	DE	6-5	235	Gr.	Baton Rouge, La. / /
11	Nae'Saan Dickerson	WR	6-2	185	R-Sr.	Union City, Ga. / South Alabama
11	Nick Turner	DB	5-10	170	So.	New Orleans, La. / /
13	Isaac Washington	DE	6-3	270	R-Sr.	Mount Airy, N.C. / /
14	Jordan Bride	WR	5-10	150	So.	Atlanta, Ga. / /
15	Ashton Frye	QB	6-5	195	R-Jr.	Birmingham, Ala. / /
16	Louis Foster	SAF	6-0	176	So.	New Orleans, La. / /
16	Tyrone Wilson	WR	5-8	167	So.	New Orleans, La. / /
17	Eric Randall III	DB	6-1	190	Jr.	Baton Rouge, La. / / La. Tech
17	Tylon Williams	WR	5-8	180	Jr.	Zachary, La. / Zachary HS / Zachary HS
18	Covadis Knighten	TE	6-2	280	Sr.	Baton Rouge, La. / / McNeese State
18	Devin Williams	DB	6-0	185	Sr.	Lafayette, La. / /
19	Jalen Guillard	CB	6-0	180	Jr.	New Orleans, La. / /
21	Jamal Jordan	LB	6-1	230	So.	Shreveport, La. / /
25	Jaden Handy	RB	5-9	190	Sr.	New Orleans, La. / / Ole Miss
26	Cisco Caston	SAF	6-1	210	R-Jr.	Weatherford, Texas / /
27	Jay'Shaun Johnson	DB	6-0	160	So.	Franklin, La. / /
29	Christen Williams	DB	5-10	185	Sr.	Lithia Springs, Ga. / / Lithia Springs HS
30	Brenden Barley	LB	6-3	230	Jr.	Wichita, Kan. / /
31	Andrew Crews	RB	5-10	200	So.	Chicago, Ill. / /
33	Ken Pierre-Charles	DB	5-10	185	R-Sr.	Middle Village, N.Y. / / Christ the King HS
36	Kimani Mugo	LS	6-2	205	So.	Spokane, Wash. / /
38	Xhane Williams	DB	6-0	170	So.	Monroe, La. / /
40	Ashton Raymond	LB	5-11	215	So.	Baton Rouge, La. / /
42	Josh Darling	LB	5-10	205	Gr.	Gordo, Ala. / Gordo HS / Gordo HS
43	Marcellius Johnson	LB	5-11	215	Jr.	Atlanta, Ga. / / Hapeville Charter
46	Kyran McConnell	DB			Jr.	Ruston, La. / Ruston HS / Ruston HS
49	Braye Therence	LB	5-11	225	So.	Vacherie, La. / /
50	Tahj Martin	OL	6-3	305	Sr.	Lewisville, Texas / / Lewisville HS
51	Javorious Sherrod	DT	6-3	305	So.	Itta Bena, Miss. / /
52	Erron Mahoney-Bean	OL	6-5	300	Sr.	Shreveport, La. / / Louisiana Tech
53	Quentin Ross	OL	6-4	320	R-Sr.	Baton Rouge, La. / /
56	Mark Blount	DL	6-7	250	Sr.	Fort Lauderdale, Fla. / / Mesabi Range CC
63	Alexander Vigil	OL	6-3	305	So.	Houston, Texas / /
72	J'Cobe Scott	DL	6-1	220	R-Sr.	Boutte, La. / Hahnville HS / Hahnville HS

76	Orion Duplesis	OL	6-4	380	So.	New Orleans, La. / /
78	Armond Owens	OL	6-5	310	So.	Missouri City, Texas / /
80	Nigel Lanier	WR	6-2	180	R-Sr.	Huntsville, Ala. / / University of Tennessee
86	Charles Bernard	TE	6-1	203	So.	Opelousas, La. / /
87	Andrerw Frazier	WR	5-8	175	R-So.	Pineville, La. / / Pinevlle HS
88	Nicholas Howard	WR	6-3	180	Sr.	Pineville, La. / /
89	Julien Price	WR	6-0	175	So.	New Orleans, La. / /
90	Theodore Caballero	K	5-8	175	Jr.	San Antonio, Texas / /
91	Jayden Scott	DE	6-4	256	So.	New Orleans, La. / /
92	Kilas Francis	DT	6-2	330	So.	Westwego, La. / /
93	James Eaglin	DT	6-4	295	R-So.	Missouri City, Texas / /
97	Chris Scott	DE	6-2	265	R-Jr.	Boutte, La. / /
99	Noah Nelson	DL	6-7	310	Jr.	Atlanta, Ga. / /
	Kayden Cambre	DB	5-9	165	So.	Lake Charles, La. / /

***NOTE: THIS ROSTER IS NOT FINAL AND IS SUBJECT TO CHANGE PRIOR TO THE START OF THE SEASON**

OPPONENTS	FIRST MEETING	LAST MEETING	TOTAL GAMES	WON	LOST	TIED	PCT.
ALABAMA A&M	**1989**	**2024**	**30**	**21**	**9**	**0**	**.700**
ALABAMA STATE	**1979**	**2024**	**44**	**29**	**15**	**0**	**.659**
ALCORN STATE	**1952**	**2024**	**75**	**47**	**25**	**3**	**.626**
Arizona	2016	2016	1	0	1	0	.000
ARKANSAS-PINE BLUFF	**1951**	**2024**	**47**	**34**	**12**	**2**	**.723**
Arkansas State	1985	2022	2	0	2	0	.000
Benedict	1962	1962	1	1	0	0	1.000
BETHUNE-COOKMAN	**1954**	**2024**	**15**	**9**	**6**	**0**	**.600**
Bishop College	1950	1964	8	7	1	0	.875
Boise State	1980	1980	1	0	1	0	.000
Boston University	1984	1984	1	0	1	0	.000
Bluefield	1956	1956	1	1	0	0	1.000
California	2015	2015	1	0	1	0	.000
Cal State-Fullerton	1970	1971	2	2	0	0	1.000
Central State	1987	1996	3	0	3	0	.000
Clark Atlanta	2017	2017	1	1	0	0	1.000
Concordia (Ala.)	2005	2011	3	3	0	0	1.000
Delaware	1973	1973	1	1	0	0	1.000
Delaware State	1992	1992	1	0	1	0	.000
East Texas A&M	2024	2024	1	1	0	0	.1000
Elizabeth City State	1990	1995	2	2	0	0	1.000
FLORIDA A&M	**1955**	**2022**	**17**	**10**	**7**	**0**	**.588**
Florida Memorial	2023	2023	1	1	0	0	1.000
Fort Valley State	1950	1950	1	1	0	0	1.000
Hampton	1990	2023	8	2	7	0	.250
Hawaii	1972	1976	3	3	0	0	1.000
Houston	2006	2021	3	0	3	0	.000
Howard University	1988	1989	2	0	2	0	.000
JACKSON STATE	**1952**	**2024**	**72**	**48**	**23**	**1**	**.666**
Kentucky State	1952	1953	2	2	0	0	1.000
Lamar	2013	2014	2	0	2	0	.000
Langston	1977	2008	5	4	1	0	.800
Leland College	1952	1953	2	2	0	0	1.000
Lincoln (Mo.)	1965	2013	2	1	1	0	.500
Long Beach State	1972	1973	2	1	1	0	.500
Louisiana	2018	2024	2	0	2	0	.000
Louisiana-Monroe	2007	2019	4	0	4	0	.000
Louisiana State	2023	2023	1	0	1	0	.000
Louisiana Tech	2010	2019	2	0	2	0	.000
Louisville	2000	2000	1	0	1	0	.000
Maryland State	1951	1952	2	0	2	0	.000
McNeese State	2002	2003	2	0	2	0	.000
Mississippi Industrial	1950	1952	3	3	0	0	1.000
MISSISSIPPI VALLEY STATE	**1957**	**2019**	**62**	**55**	**5**	**2**	**.965**
Morgan State	1968	1994	16	15	1	0	.937
Morris Brown	1953	2002	3	3	0	0	1.000
Nevada-Reno	1972	2008	2	1	1	0	.500
Nicholls State	1982	2001	2	2	0	0	1.000
Norfolk State	1970	1977	8	8	0	0	1.000
North Carolina A&T State	1973	2017	6	3	3	0	.500
North Carolina Central	1972	2016	4	4	0	0	1.000
North Dakota State	1965	1965	1	0	1	0	.500
Northwestern State	1974	2022	6	4	2	0	.667
Oklahoma Panhandle State	2018	2018	1	1	0	0	1.000
Oklahoma State	2009	2009	1	0	1	0	.000
Oregon State	1975	1985	2	2	0	0	1.000
Paul Quinn	1952	1958	7	6	0	1	.857
Pittsburgh	2007	2007	1	0	1	0	.000
PRAIRIE VIEW A&M	**1950**	**2024**	**75**	**52**	**23**	**1**	**.693**
Portland State	2001	2001	1	1	0	0	1.000
Sacramento State	1968	1968	1	1	0	0	1.000
San Jose State	2003	2003	1	0	1	0	.000
Savannah State	2003	2004	2	2	0	0	1.000
South Carolina State	1974	2009	15	10	5	0	.667
SOUTHERN	**1932**	**2024**	**76**	**34**	**42**	**0**	**.447**
Southern Methodist	1981	1983	2	0	2	0	.000
Southern Miss	2021	2021	1	0	1	0	.000
Stephen F. Austin	1989	1989	1	0	1	0	.000
TCU	2012	2012	1	0	1	0	.000
Temple	1976	1977	2	1	1	0	.500
Tennessee State	1950	2022	42	23	18	1	.560
Texas College	1959	1961	3	3	0	0	1.000
TEXAS SOUTHERN	**1950**	**2024**	**71**	**48**	**20**	**3**	**.676**
Tillotson	1950	1950	1	1	0	0	1.000
Tulane	2017	2017	1	0	1	0	.000
Tuskegee	1946	2024	4	2	2	0	.500
Virginia-Lynchburg	2012	2016	2	2	0	0	1.000
Virginia Union	1991	1992	2	1	1	0	.500
Washington State	2005	2005	1	0	1	0	.000
Western Kentucky	1973	1973	1	0	1	0	.000
Wiley College	1950	1968	19	16	1	2	.842
Winston-Salem State	1998	1999	2	2	0	0	1.000
Xavier (La.)	1951	1951	1	0	1	0	.000

>>>>>>>>> SERIES RESULTS VS 2025 OPPONENTS

LANGSTON [4-1]

YEAR	Date	GSU	Opp.
1977		65	0
1978		62	16
1996		14	15
1997		20	0
2008		13	2

Langston Series Notes

Grambling State Points	174
Langston Points	33
Games Decided by 3 Points or Less	0-1
Games Decided by 7 Points or Less	0-1
Longest Winning Streak	2 (1877-1978; 1997-2008)
Current Streak	Won 2
Last 10 Games	4-1
Biggest Win	65-0 (1977)
Biggest Loss	14-15 (1996)

OHIO STATE [1-2]

YEAR	Date	GSU	Opp.
2024	FIRST MEETING		

KENTUCKY STATE [2-0]

YEAR	Date	GSU	Opp.
1952		14	13
1953		13	0

Kentucky State Series Notes

Grambling State Points	27
Kentucky State Points	13
Games Decided by 3 Points or Less	1-0
Games Decided by 7 Points or Less	0-1
Longest Winning Streak	2 (1952-1953)
Current Streak	Won 2
Last 10 Games	2-0
Biggest Win	13-0 (1953)
Biggest Loss	None

EAST TEXAS A&M [1-0]

YEAR	Date	GSU	Opp.
2024	9/14	35	28 (OT)

East Texas A&M Series Notes

Grambling State Points	35
East Texas A&M Points	28
Games Decided by 3 Points or Less	0-0
Games Decided by 7 Points or Less	1-0
Longest Winning Streak	1 (2024-Present)
Current Streak	Won 1
Last 10 Games	1-0
Biggest Win	35-28 (2024)
Biggest Loss	None

PRAIRIE VIEW A&M [52-23-1]

YEAR	Date	GSU	Opp.
1950		7	40
1951		12	34
1952		13	25
1953		0	32
1954		19	26
1955		26	7
1956		46	0
1957		14	25
1958		6	44
1959		13	35
1960		26	0
1961		34	14
1962		23	15
1963		7	28
1964		14	22
1965		44	7
1966		10	10
1967		13	10
1968		22	14
1969		58	25
1970		57	6
1971		30	7
1972		36	0
1973		38	12
1974		61	0
1975		0	2
1976		0	2
1977		77	7
1978		37	6
1979		61	6
1980		68	0
1981		44	3
1982		51	6
1983		42	8
1984		42	0
1985		27	7
1986		19	24
1987		28	7
1988		40	14
1989		39	0
1991		77	7
1992		63	3
1993		49	0
1994		66	0
1995		44	0
1996		54	12
1997		33	6
1998		55	40
1999		47	19
2000		12	10
2002		35	13
2003		65	7
2004		53	32
2005		50	7
2006		53	7
2007		17	14
2008		40	16
2009	10/3	32	35
2010	9/25	34	17
2011	10/1	22	31
2012	10/6	14	31
2013	10/5	3	31
2014	9/27	26	20
2015	9/26	70	54
2016	10/1	36	16
2017	10/7	34	21
2018	9/29	16	22
2019	9/28	36	42
2021	3/13	10	17
2021	9/25	10	24
2022		14	34
2023		35	20
2024	9/28	34	36 (5OT)

Prairie View A&M Series Notes

Grambling State Points	2,442
Prairie View A&M Points	1,179
Games Decided by 3 Points or Less	2-2
Games Decided by 7 Points or Less	3-2
Longest Winning Streak	20 (1987-2008)
Current Streak	Lost 1
Last 10 Games	5-5
Biggest Win	77-7 (1991)
Biggest Loss	6-44 (1958)

TEXAS SOUTHERN [48-20-3]

YEAR	Date	GSU	Opp.
1950		26	6
1951		7	7
1952		14	46
1953		7	22
1954		19	19
1957		14	12
1958		7	21
1959		14	15
1960		51	0
1961		23	19
1962		25	42
1963		13	27
1964		25	8
1965		6	26
1966		19	17
1967		20	14
1968		28	18
1969		28	26
1970		20	16
1971		27	7
1972		21	15
1973		21	35
1974		34	21
1975		37	21
1976		54	21
1977		28	14
1978		22	16
1979		32	3
1980		43	14
1981		17	17
1982		34	30
1983		55	0
1984		44	16
1985		30	6
1986		49	21
1987		30	9
1988		49	7
1989		49	6
1990		57	36
1991		30	27
1992		24	17
1993		50	26
1994		51	20
1995		56	14
1996		7	52
1997		16	21
1998		24	41
1999		20	21
2000		26	17
2001		43	3
2002		42	28
2003		48	15
2004		28	10
2005		58	21
2006		28	33
2007		57	9
2008		33	7
2009	11/12	49	33
2010	11/11	34	41
2012	10/27	20	23
2013	10/26	17	23
2014	11/1	35	7
2015	11/7	41	15
2016	11/19	47	28
2017	10/28	50	24
2018	10/13	34	21
2019	11/2	55	20
2021	10/16	34	20
2022		7	41
2023		35	23
2024	10/26	17	24

Texas Southern Series Notes

Grambling State Points	2,212
Texas Southern Points	1,352
Games Decided by 3 Points or Less	4-2
Games Decided by 7 Points or Less	10-8
Longest Winning Streak	21 (1974-1995)
Current Streak	Lost 1
Last 10 Games	8-2
Biggest Win	55-0 (1983)
Biggest Loss	7-41 (2022)

ARKANSAS-PINE BLUFF [34-13-2]

YEAR	Date	GSU	Opp.
1951		13	25
1952		35	19
1953		20	16
1954		21	13
1955		38	6
1958		6	7
1959		6	7
1960		33	12
1962		20	20
1963		7	7
1964		39	0
1965		21	9
1966		61	21
1967		39	13
1968		46	20
1969		42	0
1970		41	13
1971		20	16
1993		45	7
1994		44	17
1995		14	17
1996		32	15
1997		16	22
1998		33	54
1999		24	19
2000		24	17
2001		60	7
2002		54	15
2003		41	16
2004		22	41
2005		26	23
2006		28	33
2007		30	24
2008		28	7
2009	11/6	42	49
2010	10/30	35	25
2011	10/29	27	20
2012	11/10	17	24
2013	11/9	42	45
2014	10/18	63	39
2015	11/14	49	31
2016	10/29	70	0
2017	11/4	31	26
2018	10/27	45	38 (ot)
2019	10/26	39	33
2021	3/20	21	48
2021	11/6	26	33
2022		36	10
2023		43	14
2024	10/19	31	21

Arkansas-Pine Bluff Series Notes

Grambling State Points	1,645
Arkansas-Pine Bluff Points	1,014
Games Decided by 3 Points or Less	1-4
Games Decided by 7 Points or Less	10-9
Longest Winning Streak	11 (1960-1994)
Current Streak	Won 2
Last 10 Games	8-2
Biggest Win	70-0 (2016)
Biggest Loss	21-48 (2021)

JACKSON STATE [48-23-1]

YEAR	Date	GSU	Opp.
1952		13	13
1953		21	13
1954		35	13
1955		48	7
1956		26	7
1957		30	39
1958		21	18
1959		18	14
1960		32	12
1961		13	14
1962		31	45
1963		62	16
1964		47	27
1965		51	20
1966		27	18
1967		14	20
1968		35	33
1969		62	12
1970		27	7
1971		7	13
1972		26	13
1973		19	12
1974		26	13
1975		14	24
1976		28	6
1978		13	7
1980		24	14
1981		15	7
1982		6	22
1983		14	10
1984		19	3
1985		26	35
1986		14	25
1987		17	31
1988		17	24
1989		27	17
1990		19	29
1991		22	34
1992		34	31
1993		20	14
1994		28	17
1995		28	29
1996		0	52
1997		0	23
1998		35	68
1999		6	31
2000		33	30
2001		30	16
2002		52	31
2003		24	17
2004		23	32
2005		52	21
2006		36	7
2007		30	20
2007		31	42
2008		14	5
2008		41	9
2009	9/19	27	17
2010	9/18	28	21
2011	11/5	26	23
2012	11/3	17	53
2013	10/19	Forfeit	
2014	9/20	40	35
2015	10/3	59	27
2016	9/17	35	14
2017	9/16	36	21
2019	10/5	44	21
2021	3/6	28	33
2022		24	66
2024	9/21	41	20

Jackson State Series Notes

Grambling State Points	1,762
Jackson State Points	1,467
Games Decided by 3 Points or Less	4-2
Games Decided by 7 Points or Less	13-5
Longest Winning Streak	Tied at 5
Current Streak	Won 1
Last 10 Games	5-5
Biggest Win	62-12 (1969)
Biggest Loss	0-52 (1996)

ALABAMA A&M [21-9]

YEAR	Date	GSU	Opp.
1989		34	22
1990		27	20
1998		13	14
1999		36	31
2000		17	14
2000		14	6
2001		30	7
2002		23	13
2002		31	19
2003		45	14
2004		9	21
2005		44	0
2005		45	6
2006		27	30 (OT)
2007		31	6
2008		27	9
2009	10/10	41	20
2010	10/2	25	22
2011	9/24	14	20
2011	12/10	16	15
2012	9/29	17	38
2013	8/31	9	23
2014	10/4	38	28
2016	11/5	56	17
2018	11/10	29	16
2019	10/12	23	10
2021	10/2	37	28
2022		31	37 (2OT)
2023		24	45
2024	11/14	17	22

Alabama A&M Series Notes

Grambling State Points	830
Alabama A&M Points	567
Games Decided by 3 Points or Less	3-3
Games Decided by 7 Points or Less	5-5
Longest Winning Streak	7 (1999-2003)
Current Streak	Lost 3
Last 10 Games	5-5
Biggest Win	56-17 (2016)
Biggest Loss	17-38 (2012), 24-45 (2023)

BETHUNE-COOKMAN [9-5]

YEAR	Date	GSU	Opp.
1954		14	25
1955		26	7
1956		27	7
1957		20	12
1984		35	17
1986		30	24
1987		21	14
1988		17	16
2004		24	23
2014	9/13	23	36
2015	9/12	53	56
2021	11/13	14	31
2022		19	37
2023		28	14
2024	11/2	21	24

Bethune-Cookman Series Notes

Grambling State Points	372
Bethune-Cookman Points	343
Games Decided by 3 Points or Less	2-2
Games Decided by 7 Points or Less	3-2
Longest Winning Streak	8 (1955-1957; 1984-2004)
Current Streak	Lost 1
Last 10 Games	6-4
Biggest Win	27-7 (1956)
Biggest Loss	19-37 (2022)

>>>>>>>>>> SERIES RESULTS VS 2025 OPPONENTS

ALCORN STATE [47-26-3]

YEAR	Date	GSU	Opp.
1952		27	13
1954		6	26
1955		13	6
1956		33	12
1957		53	0
1958		48	6
1961		49	0
1962		46	7
1963		40	23
1964		32	14
1965		26	13
1966		14	13
1967		13	7
1968		13	28
1969		7	28
1970		7	10
1971		21	6
1972		6	9
1973		22	6
1974		14	19
1975		27	3
1976		0	2
1977		42	17
1978		21	13
1979		40	6
1980		27	29
1981		13	10
1982		31	14
1983		28	0
1984		13	27
1984		13	27
1985		30	20
1986		19	17
1987		24	28
1988		27	13
1989		35	30
1990		42	13
1991		22	27
1992		33	35
1993		24	25
1994		62	56
1995		39	17
1996		6	31
1997		20	44
1998		11	0
1999		41	25
2000		29	6
2001		37	22
2002		41	35
2003		40	28
2004		23	34
2005		46	19
2006		14	21
2007		31	10
2008		29	0
2010	10/16	38	28
2011	9/3	21	14
2012	9/1	21	22
2013	10/12	0	48
2014	10/11	28	21
2015	10/17	35	34
2015	12/5	21	49
2016	9/24	43	18
2016	12/3	27	20
2017	10/21	41	14
2017	12/2	40	32
2018	10/20	26	33
2019	11/9	19	16 (OT)
2021	10/9	20	24
2022		35	6
2023		24	25 (OT)
2024	10/12	15	17

Alcorn State Series Notes

Grambling State Points	1,911
Alcorn State Points	1,344
Games Decided by 3 Points or Less	5-8
Games Decided by 7 Points or Less	10-14
Longest Winning Streak	11 (1955-1967)
Current Streak	Lost 2
Last 10 Games	6-4
Biggest Win	53-0 (1957)
Biggest Loss	0-48 (2013)

SOUTHERN [34-42]

YEAR	Date	GSU	Opp.
1932		0	20
1933		0	20
1934		9	25
1935		6	64
1936		0	36
1938		0	20
1939		7	53
1946		0	38
1947		21	6
1948		0	18
1959		6	12
1960		6	16
1961		9	20
1962		14	3
1963		21	22
1964		20	17
1965		34	14
1966		13	41
1967		27	20
1968		34	32
1969		6	15
1970		37	24
1971		31	3
1972		1	0+
1973		19	14
1974	11/23	21	0
1975	11/29	33	17
1976	11/27	10	2
1977	11/26	55	20
1978	11/25	28	15
1979	12/1	7	14
1980	11/29	43	16
1981	11/21	20	50
1982	11/27	17	22
1983	11/26	24	10
1984	11/24	31	29
1985	11/23	29	12
1986	11/29	30	3
1987	11/28	21	27
1988	11/26	3	10
1989	11/18	44	30
1990	11/24	25	13
1991	11/30	30	31
1992	11/28	30	27
1993	11/27	13	31
1994	11/26	7	34
1995	11/25	14	30
1996	11/30	12	17
1997	11/29	7	30
1998	11/28	14	26
1999	11/27	31	37
2000	11/25	29	33
2001	11/24	30	20
2002	11/30	24	48
2003	11/29	41	44
2004	11/27	24	13
2005	11/26	50	35
2006	11/25	17	21
2007	11/24	13	22
2008	11/29	29	14
2009	11/28	31	13
2010	11/27	38	17
2011	11/26	36	12
2012	11/24	33	38
2013	11/30	17	40
2014	11/29	45	52
2015	11/28	34	23
2016	11/26	52	30
2017	11/25	30	21
2018	11/24	28	38
2019	11/30	28	30
2021	4/17	7	49
2021	11/27	29	26
2022		17	34
2023		22	27
2024		14	24

Southern Series Notes

Grambling State Points	1,621
Southern Points	1,799
Games Decided by 3 Points or Less	4-4
Games Decided by 7 Points or Less	8-16
Longest Winning Streak	9 (1970-1978)
Current Streak	Lost 3
Last 10 Games	4-6
Biggest Win	30-3 (1986)
Biggest Loss	6-64 (1935)

vs. Lincoln

August 30 • 7p.m.
Independence Stadium
Shreveport, Louisiana

SCHEDULE

8.30	**GRAMBLING STATE**
9.6	Louisiana Christian
9.13	at UT Rio Grande
9.20	at Texas College
10.4	Ottawa-Arizona
10.11	Arkansas Baptist
10.18	at Wayland Baptist
10.25	at Texas Wesleyan
11.8	at Nelson
11.15	Oklahoma Pandhandle State

QUICK FACTS

Location ..... Langston, Okla.
Enrollment 1,873
Nickname ..... Lions
Colors ..... Blue & Orange
Conference ..... SAC
Stadium ..... W.E. Anderson Stadium
Athletics Director ..... Donnita Drain-Rogers
2024 Overall Record 6-4
2024 Conference Record 5-3
Head Coach ..... Quinton Morgan
Overall Record 0-0
Record at School 0-0
Record vs. Grambling State 0-0

MEDIA INFORMATION

Football Athletic Communications Contact ..... Kyle Taylor
Office Phone ..... (405) 466-3626
Email ..... tkyles@langston.edu
Website ..... langstonsports.com
X Handles ..... @LangstonSports

at Ohio State

September 6 • 3:30 p.m. ET
Ohio Stadium
Columbus, Ohio
BIG TEN Network

SCHEDULE

8.30	Texas
9.6	**GRAMBLING STATE**
9.13	Ohio
9.27	at Washington
10.4	Minnesota
10.11	at Illinois
10.18	at Wisconsin
11.1	Penn State
11.8	at Purdue
11.15	UCLA
11.22	Rutgers
11.22	at Michigan

QUICK FACTS

Location ..... Columbus, Ohio
Enrollment 60,046
Nickname ..... Buckeyes
Colors ..... Scarlet and gray
Conference ..... Big Ten
Stadium ..... Ohio Stadium
Athletics Director ..... Ross Bjork
2024 Overall Record 14-2
2024 Conference Record 7-2
Head Coach ..... Ryan Day
Overall Record 70-10
Record at School 70-10
Record vs. Grambling State 0-0

MEDIA INFORMATION

Football Athletic Communications Contact ..... Jerry Emig
Office Phone 688-0343
Email ..... emig.2@osu.edu
Website ..... ohiostatebuckeyes.com
X Handles ..... @OhioStateFB

vs Kentucky State

September 13 • 6 p.m.
Eddie G. Robinson Memorial Stadium
Grambling, La.

SCHEDULE

8.30	at Central State
9.6	Albany State
9.13	**GRAMBLING STATE**
9.20	at Morehouse
9.27	at Savannah State
10.4	at Miles
10.11	Edward Waters
10.18	Franklin Pierce
11.1	Clark Atlanta
11.8	Lane

QUICK FACTS

Location ..... Frankfort, Kentucky
Enrollment 2,163
Nickname ..... Thorobreds
Colors ..... Kelly Green and Light Gold
Conference ..... SIAC
Stadium ..... Alumni Stadium
Athletics Director ..... Grant Stepp
2024 Overall Record 5-6
2024 Conference Record 4-4
Head Coach ..... Felton Huggins Jr.
Record at School 8-13
Record vs. Grambling State 0-0

MEDIA INFORMATION

Football Athletic Communications Contact ..... Christian Flowers
Office Phone 502-597-6493
Email ..... christian.flowers@kysu.edu
Website ..... ksuthorobreds.com
X Handles ..... @KYSUFB

vs. East Texas A&M

September 20 • 6 p.m.
Eddie G. Robinson Memorial Stadium
Grambling, Louisiana

SCHEDULE

8.30	at SMU
9.6	at Florida State
9.20	GRAMBLING STATE
9.27	**NC Central**
10.4	at Northwestern State
10.11	Lamar
10.18	at UIW
10.25	SFA
11.1	at Southeastern
11.8	McNeese
11.15	HCU
11.22	UTRGV

QUICK FACTS

Location ..... Commerce, Texas
Enrollment 11,500
Nickname ..... Lions
Colors ..... Blue & Gold
Conference ..... SLC
Stadium ..... Memorial Stadium
Athletics Director ..... Jim Curry
2024 Overall Record 3-9
2024 Conference Record 2-4
Head Coach ..... Clint Dolezel
Overall Record 4-18
Record at School 4-18
Record vs. Grambling State 0-1

MEDIA INFORMATION

Football Athletic Communications Contact ..... Avi Mehta
Office Phone ..... (903) 468-3027
Email ..... avi.mehta@etamu.edu
Website ..... lionathletics.com
X Handles ..... @Lions_FB

vs. Prairie View A&M

September 27 • 6:00 p.m.
The Cotton Bowl Stadium
Dallas, Texas
State Fair Classic

SCHEDULE

8.30	at Texas Southern
9.6	UTRGV
9.13	at Rice
9.20	NorthwesternState
9.27	**GRAMBLING STATE**
10.4	Alcorn State
10.18	Southern
10.25	Lincoln University
11.1	Alabama State
11.8	at Alabama A&M
11.15	Arkansas- Pine Bluff
11.22	MVSU

QUICK FACTS

Location ..... Prairie View, Texas
Enrollment 9,893N
ickname ..... Panthers
Colors ..... Purple & Gold
Conference ..... SWAC - West Division
Stadium ..... Panther Stadium
Athletics Director ..... Anton Goff
2024 Overall Record 5-7
2024 Conference Record 3-5
Head Coach ..... Tremaine Jackson
Overall Record 40-12
Record at School 0-0
Record vs. Grambling State 0-0

MEDIA INFORMATION

Football Athletic Communications Contact ..... LaTonia Thirston
Office Phone 936.261.9106
Email ..... ldthirston@pvamu.edu
Website ..... pvpanthers.com
X Handles ..... @PVAMUFootball

vs. Texas Southern

October 11 • 2 p.m.
Eddie G. Robinson Memorial Stadium
Grambling, Louisiana
ESPN+

SCHEDULE

8.30	Prairie View A&M
9.6	at California
9.13	Lamar
9.27	at MVSU
10.4	Arkansas-Pine Bluff
10.11	**at GRAMBLING STATE**
10.18	VUL
11.1	Alcorn State
11.8	at Alabama State
11.15	at Southern Univesity
11.22	Alabama A&M

QUICK FACTS

Location ..... Houston, Texas
Enrollment 7,366
Nickname ..... Tigers
Colors ..... Maroon & White
Conference ..... SWAC - West Division
Stadium ..... Shell Energy Stadium
Athletics Director ..... Dr. KevinGranger
2024 Overall Record 5-6
2024 Conference Record 4-4
Head Coach ..... Cris Dishman
Overall Record 5-6
Record at School 5-6
Record vs. Grambling State 1-0

MEDIA INFORMATION

Football Athletic Communications Contatct ..... Ryan McGinty
Office Phone ..... (713) 313-6829
Email ..... ryan.mcginty@tsu.edu
Website ..... tsusports.com
X Handles ..... @TSUFootball

at Arkansas-Pine Bluff

October 18 • 2 p.m.
Simmons Bank Field
Pine Bluff, AR

SCHEDULE

8.30	at Texas Tech
9.6	at Central Arkansas
9.13	Lincoln
9.27	Alcorn State
10.4	at Texas Southern
10.11	West Gate Christian
10.18	**GRAMBLING STATE**
10.25	at Bethune Cookman
11.1	Southern
11.8	Florida A&M
11.15	PVAMU
11.22	Alabama State

QUICK FACTS

Location ..... Pine Bluff, Ark.
Enrollment 2,670
Nickname ..... Golden Lions
Colors ..... Black & Gold
Conference ..... SWAC - West Division
Stadium ..... Simmons Bank Field
Athletics Director ..... Chris Robinson
2024 Overall Record 3-9
2024 Conference Record 2-6
Head Coach ..... Alonzo Hampton
Overall Record 5-18
Record at School 5-18
Record vs. GSU 0-2

MEDIA INFORMATION

Football Athletic Communications Contact ..... Cameo Stokes
Office Phone ..... (870) 575-7955
Email ..... stokesc@uapb.edu
Website ..... uapblionsroar.com
Twitter Handles ..... @UAPBLionsRoar

vs. Jackson State

October 25 • 3 p.m. PT
Allegiant Stadium
Las Vegas, Nev.

SCHEDULE

8.30	Hampton
9.6	at Southern Miss.
9.13	Tuskegee
9.27	Southern
10.4	Alabama A&M
10.11	Alabama State
10.25	**GRAMBLING STATE**
11.1	at Florida A&M
11.8	at MVSU
11.15	Bethune-Cookman
11.22	Alcorn State

QUICK FACTS

Location ..... Jackson, Mississippi
Enrollment 6,564
Nickname ..... Tigers
Colors ..... Navy blue and white
Conference ..... SWAC - East Division
Stadium ..... Memorial Stadium
Athletics Director ..... **Ashley Robinson**
2024 Overall Record 12-2
2024 Conference Record 8-0
Head Coach ..... T.C. Taylor
Overall Record 19-6
Record at School 19-6
Record vs. Grambling State 0-1

MEDIA INFORMATION

Football Athletic Communications Contact ..... Travis Jarome
Office Phone ..... (601)979-0857
Email ..... **travis.j.jarome@jsums.edu**
Website ..... gojsutigers.com
X Handles ..... @gojsutigersfb

vs. Alabama A&M

November 1 • TBA
Eddie G. Robinson Memorial Stadium
Grambling, La.

SCHEDULE

8.30	at Arkansas
9.6	Alcorn State
9.13	at Tennessee State
9.20	Lane
9.27	Bethune-Cookman
10.4	Jackson State
10.11	MVSU
10.25	Alabama State
11.1	at **GRAMBLING STATE**
11.8	PVAMU
11.15	Florida A&M
11.22	at Texas Southern

QUICK FACTS

Location ..... Hunstville, Ala.
Enrollment 6,633
Nickname ..... Bulldogs
Colors ..... Maroon & White
Conference ..... SWAC - East Division
Stadium ..... Louis Crews Stadium
Athletics Director ..... Dr. Paul A. Bryant
2024 Overall Record 6-6
2024 Conference Record 4-4
Head Coach ..... Sam Shade
Overall Record 18-15
Record at School 0-0
Record vs. Grambling State 0-0

MEDIA INFORMATION

Football Athletic Communications Contact ..... Brian Howard
Office Phone ..... (256) 372-5880
Email ..... **brian.howard@aamu.edu**
Website ..... aamusports.com
X Handles ..... @AamufbR

vs. Bethune Cookman

November 8 • TBA
Eddie Robinson Memorial Stadium
Grambling, Louisisna

SCHEDULE

8.29	at. FIU
9.6	at UM
9.13	at SCSU
9.20	Edward Waters
9.27	Alabama A&M
10.4	at Alabama State
10.11	Southern
10.2	UAPB
11.1	MVSU
11.8	**GRAMBLING STATE**
11.1	Jackson State
11.22	Florida A&M

QUICK FACTS

Location ..... Daytona Beach, Fla.
Enrollment 2,513
Nickname ..... Wildcats
Colors ..... Maroon & Gold
Conference ..... SWAC - East Division
Stadium ..... Daytona Stadium
Athletics Director ..... Reggie Theus
2024 Overall Record 2-10
2024 Conference Record 2-6
Head Coach ..... Raymond Woodie
Overall Record 5-18
Record at School 5-18
Record vs. Grambling State **1-1**

MEDIA INFORMATION

Football Athletic Communications Contact ..... Bryce Hoynoski
Office Phone ..... (386) 481-2278
Email ..... **hoynoskib@cookman.edu**
Website ..... bcuathletics.com
X Handles ..... @BCUGridiron

at Alcorn State

November 15 • TBA
Spinks-Casem Stadium
Lorman, Mississippi

SCHEDULE

8.28	at NW State
9.6	Alabama A&M
9.13	at Miss. State
9.27	UAPB
9.28	at Florida A&M
10.4	PVAMU
10.11	Lincoln
10.18	at Florida A&M
10.25	MVSU
11.1	at TXSU
11.8	**Southern**
11.15	**GRAMBLING STATE**
11.22	at Jackson State

QUICK FACTS

Location ..... Lorman, Miss.
Enrollment 2,933
Nickname ..... Braves
Colors ..... Purple and gold
Conference ..... SWAC - East Division
Stadium ..... Spinks-Casem Stadium
Athletics Director ..... D'Wayne Robinson
2024 Overall Record 6-6
2024 Conference Record 5-3
Head Coach ..... Cedric Thomas
Overall Record 14-20
Record at School 6-6
Record vs. Grambling State 1-2

MEDIA INFORMATION

Football Athletic Communications Contact ..... Demetrius Howse
Office Phone ..... (601)747-3471
Email ..... **N/A**
Website ..... alcornsports.com
X Handles ..... @AlcornStateFB

vs. Southern

November 29 • 1 p.m.
Caesars Superdome
New Orleans, Louisiana
52nd Annual Bayou Classic | NBC

SCHEDULE

8.23	NCCU
8.30	at MVSU
9.6	Alabama State
9.13	at Fresno State
9.27	Jackson State
10.11	at Bethune-Cookman
10.18	PVAMU
10.25	Florida A&M
11.1	at UAPB
11.8	at Alcorn State
11.15	TXSU
11.29	**GRABMLING STATE**

QUICK FACTS

Location ..... Baton Rouge, La.
Enrollment 7,091
Nickname ..... Jaguars
Colors ..... Columbia Blue & Gold
Conference ..... SWAC - West Division
Stadium ..... A.W. Munford Stadium
Athletics Director ..... Roman Banks
2024 Overall Record 8-5
2024 Conference Record 7-1
Head Coach ..... Terrence Graves
Overall Record 10-5
Record at School 9-5
Record vs. Grambling State 1-0

MEDIA INFORMATION

Football Athletic Communications Contact ..... Willie D. Scott
Office Phone ..... (225)771-3495
Email ..... **willie.scott01@sus.edu**
Website ..... gojagsports.com
X Handles ..... @GeauxJags

Head Coach

MICKEY JOSEPH

Mickey Jospeh is the 15th Head Coach of the Grambling State University Football Program, joining the likes of Eddie G. Robinson, Doug Williams, Rod Broadway and Broderick Fobbs.

MICKEY JOSEPH

HEAD COACH

University of Nebraska, 1991

SECOND SEASON

Grambling State University has named Mickey Joseph as the 15th head football coach, announced by Vice-President and Director of Intercollegiate Athletics Dr. Trayvean Scott.

Jospeh brings a wealth of coaching experience spanning three decades to Grambling. His most recent stop was at the University of Nebraska, his alma mater, where he served as associate head coach, wide receivers coach and passing game coordinator during the 2022 season. He completed the 2022 campaign as interim head coach for the Cornhuskers.

Prior to NU, he spent five seasons on staff at LSU. In 2017, he joined the Tigers as wide receivers coach. He was elevated to associate head coach in 2020. Joseph was a key member of LSU's 2019 national championship staff. His receivers set an FBS record with 60 touchdown receptions and helping Joe Burrow claim a Heisman Trophy amassing 5,671 passing yards.

In 2019, LSU assembled the best group of receivers in SEC history. The Tigers' three starters—Ja'Marr Chase, Justin Jefferson and Terrace Marshall—combined for 241 receptions for 3,991 yards and 51 touchdowns.

His reputation and for recruiting and developing wide receivers were highlighted at LSU when he was recognized as a Rivals Top 25 recruiter. had four wide receivers selected in the first three rounds of the 2020 and 2021 NFL Drafts (2020 and 2021). That includes Chase, who was the 2021 NFL Offensive Rookie of the Year after being selected with the No. 5 overall pick in the 2021 Draft and Jefferson, the 22nd pick in the 2020 NFL Draft.

The Marrero, La. native was part of an offensive staff that helped LSU set several SEC records in 2019, including passing yards (6,024), passing TDs (61) and total offense per game (568.4) en route to a 15-0 season and national championship. Joseph also helped LSU post a 10-3 record in 2018 and a 9-4 mark in 2017.

In 2016, Joseph worked as running backs coach at neighboring Louisiana Tech. He helped the Bulldogs to a 9-5 record and win in the Armed Forces Bowl. The Bulldogs ranked No. 2 in the nation in scoring in 2016, averaging 44.3 points per game. Tech averaged 514.9 total yards game, which included 363.4 passing and 151.6 on the ground.

Joseph is no stranger to Grambling State. From 2014 to 2015 he served as wide receivers coach and special teams coach for the G-Men. When he arrived at Grambling, the Tigers were coming off a 1-10 record in 2013. In the two years he spent with the G-Men, Grambling finished 7-5 (2014) and 9-3 with a SWAC West Championship in 2015.

In 2015, Joseph's receivers totaled 2,250 receiving yards and 25 touchdowns as Grambling's scoring offense ranked fourth and passing offense ranked 21st among all FCS programs nationally.

Prior to Grambling, he was the special teams coordinator and wide receivers coach at Alcorn State in 2013, helping the school to a 9-3 record, its most wins in 30 years.

He spent five seasons at Langston University from 2008 to 2012, elevating to head coach in 2011. He led the Lions to 13-7 record in two seasons.

Joseph got his first collegiate coaching job at Wayne State College in Nebraska in 1997, which he followed with a season at his high school alma mater Archbishop Shaw High School in New Orleans in 1998. From there, Joseph served as a graduate assistant at Tulane in 1999 and then coached receivers at Alabama State in 2000.
He coached quarterbacks at Nicholls State for three years (2001-03) and then spent two seasons as the running backs coach at Central Oklahoma (2004-05).

Before his tenure at Langston, Joseph served as the head football coach and Director of Athletics for Desire Street Academy, a private school in the New Orleans' Ninth Ward area. His main goal was to help get young kids out of the underprivileged area to improve their overall quality of life through sports. At the time of Hurricane Katrina, Joseph was responsible of moving the private school to Florida along with relocating the student- athletes. That year, the team had a record of 1-3, however, in 2008 Joseph turned the team around to a 10-3 record. Seven out of 25 players were able to sign with NCAA Division I programs.

During the summer of 2012 he also spent time with Houston Texans as part of an NFL minority internship. While in Houston, Joseph worked with the running backs and all aspects of the special teams units.

Joseph played quarterback at Nebraska from 1988-91. As a junior Joseph led the Cornhuskers to a 9-3 overall mark after accounting for 21 touchdowns (11 rushing, 10 passing). In his four years at Nebraska, the Cornhuskers posted a 39-9-1 overall mark and appeared in the Orange Bowl twice, the Citrus Bowl and the Fiesta Bowl.

In four years with the Cornhuskers, Joseph played in 34 regular season games and accounted for 30 touchdowns (16 rushing, 14 passing). His best season came as a junior in 1990 when he played in all 12 games, throwing for 624 yards and 11 touchdowns to go along with 554 rushing yards and 10 TDs.

Joseph was the top recruit coming out of Archbishop Shaw High School in Marrero when he was recruited to the University of Nebraska. In 1987, he was awarded Gatorade Player of the Year and First-Team Parade All-American. The standout football player was also a two-time All-State MVP and three-time All-District MVP.

JASON ROLLINS

ASSOCIATE HEAD COACH
DEFENSIVE COORDINATOR

McNeese State University, 1996

SECOND SEASON

Rollins enters his second season at GSU after having served as interim head coach of Southern University during the 2021 season.

Prior to his stint at SU, he was a member of the staff at the University of Texas at San Antonio where he served as the defensive coordinator for two seasons and spent two years as associate head coach and linebackers coach.

In his first year as the defensive coordinator and safeties coach, UTSA displayed an aggressive scheme by recording 78 tackles for loss, 23 sacks and 19 turnovers, including 10 fumble recoveries, which ranked fourth in Conference USA and 36th nationally. Linebacker Josiah Tauaefa registered 113 tackles — the second-highest total in program history — en route to being named one of 10 semifinalists for the Butkus Award, second-team all-conference by Pro Football Focus (PFF) and honorable mention all-conference by the league's head coaches. Defensive end Lorenzo Dantzler picked up second-team all-conference honors by PFF, while safety C.J. Levine and defensive tackle Kevin Strong, Jr. earned honorable mention all-conference accolades.

Rollins helped mentor one of the nation's top defenses in 2017, as the Roadrunners led C-USA in seven different statistical categories and ranked in the top 10 among all Football Bowl Subdivision teams. UTSA held eight of its 11 opponents to 300-or-less yards of total offense, including a school record 149 allowed in the 51-17 win against Southern, and five foes rushed for 100-or-less yards, highlighted by a program-record 37 allowed in the 44-14 victory at Texas State. Linebacker La'Kel Bass earned honorable mention all-conference accolades after leading the team with 68 tackles to go along with 7.5 tackles for loss, two sacks and a pair of fumble recoveries.

In his first season with the Roadrunners, he helped guide the team to six wins and the program's first-ever bowl game, the 2016 Gildan New Mexico Bowl. His linebackers combined for 267 tackles, 24 tackles for loss, 12 sacks and 12 quarterback hurries. Josiah Tauaefa broke UTSA's single-season record for tackles with 115 en route to becoming the Roadrunners' first Freshman All-American (Football Writers Association of America), C-USA Freshman of the Year and a first-team all-conference selection. Bass tied the school standard for single-season tackles for loss with 11 as part of his 87 total stops.

Rollins came to San Antonio from Tulane, where he spent nine seasons as secondary coach, including serving as co-defensive coordinator in 2015 and special teams coordinator in 2014. He played a key role in the development of three All-Americans and four NFL players in draft picks Lorenzo Doss and Taurean Nixon, as well as free agents Derrick Strozier and Jordan Sullen.

In 2013, Rollins' secondary was a big reason why the Green Wave made their first bowl appearance since the 2002 season. Tulane ranked second nationally in turnovers forced with 35, including 19 interceptions with 15 by the defensive backfield. Doss, an All-America cornerback, picked off seven passes, returning a pair for touchdowns, and forced two fumbles. Additionally, Tulane allowed just 352.1 yards per game, which ranked 22nd in the Football Bowl Subdivision (FBS).

In 2014, Rollins helped lead the secondary to a combined 15 interceptions, seven fumble recoveries and a pair of forced fumbles, as the unit contributed to 22 of the team's 28 takeaways, which ranked 21st nationally. Parry Nickerson led the Green Wave and all FBS freshmen with six picks and garnered Freshman All-America accolades.

Rollins' impact on Tulane's secondary was immediate from the time he joined the staff prior to the 2008 campaign. In his first season in New Orleans, the group combined for 23 pass breakups, five interceptions, five forced fumbles and five recoveries.

During the next four years, his defensive backs combined for 31 interceptions and 120 pass breakups while helping the Green Wave defense consistently rank near the top of Conference USA in most major statistical categories.

Prior to his tenure at Tulane, Rollins was co-defensive coordinator and secondary coach at his alma mater, McNeese State, for two seasons (2005-06). He helped the Cowboys to a 23-10 record, two Southland Conference championships and a Football Championship Subdivision (FCS) playoff appearance in in his final season.

Rollins got his coaching start as an assistant coach for the defensive backs at McNeese State in 1997-98. He was an assistant coach in the Texas prep ranks at Galveston Ball (1999-2000) and La Marque (2001).

He spent three seasons (2002-04) as the defensive backs coach at Northwestern State, where he helped the Demons to the 2004 Southland title on the strength of the top defense in the FCS.

Rollins was an all-state and all-district performer at Newton (Texas) High School and he went on to play safety at McNeese State where he earned his bachelor's degree in health and human performance in 1996.

He and his wife, Danna, have one son, Tieler.

KRIS PETERS

RUNNING BACKS

Alcorn State University, 2003

FOURTH SEASON

Kris Peters begins his fourth year the running backs coach at Grambling State University.

Peters comes to Grambling State after spending the previous 12 years in the high school ranks as an offensive coordinator at West St. John High School, Scotlandville Magnet High School and East St. John High School.

Peters was a two-sport athlete — baseball and football — at Alcorn State University. On the gridiron, Peters was selected a 2001 Don Hansen FCS All-American and All-Southwestern Athletic Conference (SWAC) wide receiver, 2002 Lindy's FCS All-American and All-SWAC wide receiver.

While at Alcorn State, Peters finished his career with 118 catches for 1,829 yards, along with 24 touchdowns. He also became the fastest wide receiver in school history to reach the 20-touchdown plateau.

In 2016, Peters was voted one of the top 50 greatest players in Alcorn State University history.

On the baseball diamond, Peters was a 2002 All-SWAC First Team selection as centerfielder and a 2003 Preseason SWAC Player of the Year.

Peters graduated from Alcorn State in 2003 with a Bachelors Degree in Health and Physical Education. He is a native of Baton Rouge, La., where he attended Southern Lab High School, where he lettered in baseball and football.

Peters has two children, Nijah Harris and Matt Jones.

ERIK LOSEY

OFFENSIVE LINE

Western Kentucky, 2006

FIRST SEASON

Erik Losey (pronounced: LOW — C) enters his first season at Grambling State University as the Offensive Line Coach and Run Game Coordinator with seventeen years of coaching experience in the collegiate ranks.

Losey comes to Grambling State after spending the 2024 season coaching the offensive line coach for The Sayre School in Lexington, KY. In his only season for the Spartans, Losey served under Head Coach, Chad Pennington, where his unit paved the way in help winning the Single A State Championship in the Commonwealth of Kentucky and finished with a historical record of 15-0 in just it's seventh season as a football program. The entire offensive line unit were selected to First Team All-State in Class A and recorded zero sacks for the entire season. The Spartans finished ranked number one in scoring offense for all classifications in the Commonwealth, along with being ranked top twenty-five in rushing.

Prior to Sayre, Losey served as the Offensive Line coach for Eastern Kentucky University, where his offensive line units recorded multiple All-Conference and All-American honors in his four seasons for the Colonels. Highlighted players include Payton Collins, John Stone, Vincent Munlin Jr., K'Rojhn Calbert and Josiah Ezirim, who was drafted by the New Orleans Saints in the 2024 NFL Draft in the seventh round. In the 2021/2022/2023 seasons; Losey's units finished top thirty and top twenty with least given up sacks in the nation, and helped the Colonels achieve a top ten finish in 2022/2023 seasons in total offense. In the 2024 Season; Losey's unit ranked top three in the nation with least given up negative plays and was recognized by Matrix Analytical as one of the top five offensive line coaches in the nation. Losey also served as the Colonel's Recruiting Coordinator for his first two seasons where the Colonels were responsible for the number one recruiting class in the Ohio Valley Conference.

For the 2019 season, Losey served as a strength and conditioning intern at the University of South Carolina under Head Strength Coach, Jeff Dillman and Head Coach, Will Muschamp. He worked specifically with the Gamecock offensive line, who was coached by Offensive Line Coach, Eric Wolford.
Before South Carolina, Losey spent the 2018 and 2017 seasons as the Offensive Line coach under Head Coach, Jay Hopson. Losey unit helped the Golden Eagles to an 8-5 record in the 2017 season that earned them a trip to the Independence Bowl. That season, Losey's offensive line led Conference U.S.A. and was eleventh overall in the nation at the FBS level in fewest sacks allowed. In addition, the Golden Eagles ranked third in the conference in total offense and fourth in passing, rushing and scoring. Under Losey's tutelage, Devin Farrior, Drake Dorbeck, and Arvin Fletcher all received All-Conference honors after the 2017 season. The next year, Trace Clopton earned All-American honors, along with All-Conference as a true freshman. Arvin Fletcher repeated All-Conference honors after the 2018 season as well.

For the 2014-2016 seasons, Losey served as the Offensive Line coach for East Tennessee State University, under Head Coach Carl Torbush. This was the restart of the ETSU program that had been cut back in 2003. During Losey's time at ETSU, in just the second season in 2016, Ben Blackmon earned All-Conference honors.

Losey came to ETSU from Alcorn State University, where he served as the Offensive Line coach in the 2013 season, under Head Coach, Jay Hopson. Isaac Sampson was a first team selection to the All-American team, along with All-Conference. Jon Scott and Detonio Dade were also All-Conference selections post the 2013 season. During the 2013 season, Alcorn State was ranked first in the Southwestern Athletic Conference in fewest sacks allowed and ranked second in scoring offense.

During the 2012 season coaching Running Backs for Campbell University in Buies Creek, NC. In his only season in Buies Creek, Losey tutored Freshman Fullback, Dalton Dillon, to All-Conference honors.

Prior to Campbell, Losey spent the 2011 season at Webber International University where he coached the offensive line and was responsible for writing up the Warrior run game. He had two offensive linemen that were nominated for All-American honors under his direction.

During the 2009-2010 Seasons, Losey served as the Offensive Line Quality Control Coach with Florida State University. As a member of the Seminoles' staff, Losey assisted with the offensive line under legendary Offensive Line Coach, Rick Trickett, and served under Head Coaches, Jimbo Fisher (2010) , Bobby Bowden (2009). At the end of his two seasons with the Seminoles, Florida State finished with an overall record of 17 & 10, Atlantic Division Champs in the ACC, and two bowl victories in both the 2010 Gator Bowl and the 2010 Chick-Fil-A Bowl.

The Hixson, Tenn. native began his coaching career as the Offensive Graduate Assistant for Western Kentucky University during the Hilltoppers transition from Division I FCS to Division I FBS, joining the Sun Belt Conference. Losey worked under Offensive Line Coach, Walter Wells and Head Coach, David Elson in the 2007 and 2008 seasons.

Losey enjoyed a decorated playing career at both East Tennessee State, and Western Kentucky, starting all 47 games of his college career.
He began his college playing career at ETSU in 2002, where he was a Southern Conference Freshman of the Year nominee. After the 2003 season, ETSU discontinued its football program and Losey transferred to Western Kentucky University, where he was a Second Team All-Gateway Conference and a First Team All-Newcomer selection in 2004. As a senior, Losey was voted to American Football Coaches Association First Team All-American and Associated Press Third Team All-American teams.

In addition to gaining All-American status in 2005, Losey was named First Team All-Gateway Conference, while receiving National Lineman of the Week for his play against SEC member, Auburn University, and collected Conference 'Player of the Week' twice during the season.
Losey graduated from W.K.U. with a double major earning his B.A. (Bachelor of Arts) degree in History and Social Studies in 2006. He, his wife, Kaitlyn, and their son, Hudson, reside in Ruston, LA

SHYRONE CAREY

QUARTERBACKS

Louisiana State, 2005

SECOND SEASON

Carey enters his second season as the Outside Wide Receivers coach at Grambling State University. Carey comes to Grambling with a wealth of knowledge as a former player and coach.

A native of New Orleans, La. Carey graduated from Archbishop Shaw High School in Marrero. While quarterback at Shaw he was selected as Westbank MVP from 1997-1999, All-Metro New Orleans MVP, and was rated as the #1 prospect in 1999. Carey was also named First team 5A All State twice as a junior and senior at Shaw.

He went on to play at Louisiana State University as a running back and a kick and punt returner. Carey was also a part of the 2003-2004 National Champion team.

Carey started his coaching career in 2005 at Frederick A. Douglas High School in New Orleans. In 2007 he became head coach of George Washington Carver High School in New Orleans, LA. In 2011 he landed his first college coaching opportunity at Langston University as the running back, special team coach and co-offensive coordinator. From there he coached at Lincoln University and Virginia State University. In 2005, he earned a bachelor's degree in Arts and Science with a minor in Sociology from LSU.

Carey is married to Tyesha A. Carey and the couple have three children, Baleigh, Peyton, and Shyrone Jr.

WILLIE MACK GARZA

SAFETIES

University of Texas, 1993

FIRST SEASON

Willie Mack Garza Joins Grambling State after previously serving as the defensive coordinator at Montana State University.

Garza's defensive unit at Montana State ranked inside the top 25 in FCS and helped guide the Bobcats reach the FCS playoffs. MSU led the Big Sky in sacks, finished third in forced fumbles and fourth in interceptions in 2023 after his 2022 defense finished second in the Big Sky in sacks and forced fumbles and third in picks.

Prior to joining the staff at MSU, he spent time at McNeese State as safeties coach from 2020-21. He serves in the same capacity at Wyoming in 2019. Garza coached defensive backs at Texas A&M in the spring of 2019 and at Utah Tech from 2017-18.

Before heading to Utah Tech, Garza served as cornerbacks coach at Lamar University in 2016.

Prior to his stop at Prairie View, Garza spent two seasons at Pearl River Community College where he served as the team's defensive coordinator. During his time at Pearl River, Garza helped construct one of the nation's top defensive units. PRCC ranked fifth nationally in scoring and 10th in pass defense. Six of Garza's players went on to sign scholarships with four-year institutions.

A native of Refugio, Texas, Garza has coached at the highest level college football has to offer as the defensive backs coach at the University of Southern California under former head coach Lane Kiffin for one season in 2010. Prior to his stint at USC, Garza spent 2009 as the defensive backs coach at Tennessee also under Kiffin. The Volunteers were 12th nationally in both pass defense and pass efficiency defense as they finished second in the SEC East and made an appearance in the Chick-fil-A Bowl.

Before moving to Tennessee, Garza spent four years (2005-09) at North Dakota State as the secondary coach for one season and the defensive coordinator in his final three. NDSU compiled 35 wins under his watch. The Bison recorded 10-1 seasons twice and defeated three FBS schools, including Minnesota, Central Michigan and Ball State.

Garza began his coaching career at Texas, his alma mater, as a graduate assistant working with the cornerbacks and special teams for three years (1994-96). The Longhorns played in the 1994 Sun Bowl, 1995 Sugar Bowl and 1997 Fiesta Bowl.

He then was the defensive backs coach at Western Michigan for four seasons (1997-2000). In 2000, the 9-3 Broncos were 13th nationally in pass defense and played in the Mid-American Conference championship game. He spent the next three years (2001-03) coaching cornerbacks at TCU. In 2002, two-time all-league cornerback Jason Goss tied the school season record with eight interceptions. The Horned Frogs won the 2002 Conference USA title and played in three bowls.

Garza is a member of the Texas High School Hall of Fame after his stellar prep career at Refugio High School where he earned Parade All-American, All-State, and All-Decade (1980-1990) honors on the gridiron. In his senior season in 1988, Garza rushed for an amazing 2,954 yards and scored a then-national record 56 touchdowns (336 total points). In addition to football, Garza was also a track and field standout at Refugio, running the 100, 200, and a leg of the 400-meter relay, as well as one of the state's top long jumpers. RHS won the Texas state title his junior year. Garza was inducted into the prestigious Texas prep Hall in 2001.

Garza was a four-year (1988, 1990-92) starter at cornerback and safety at Texas under then-head coach David McWilliams. He was a Freshman All-American and the Southwest Conference Newcomer of the Year in 1988. The Longhorns went 10-2 and played in the Cotton Bowl in 1990.

He received his bachelor's degree in social work

Garza is a member of the Texas High School Hall of Fame after his stellar prep career at Refugio High School where he earned Parade All-American, All-State, and All-Decade (1980-1990) honors on the gridiron. In his senior season in 1988, Garza rushed for an amazing 2,954 yards and scored a then-national record 56 touchdowns (336 total points). In addition to football, Garza was also a track and field standout at Refugio, running the 100, 200, and a leg of the 400-meter relay, as well as one of the state's top long jumpers. RHS won the Texas state title his junior year. Garza was inducted into the prestigious Texas prep Hall in 2001.

Garza was a four-year (1988, 1990-92) starter at cornerback and safety at Texas under then-head coach David McWilliams. He was a Freshman All-American and the Southwest Conference Newcomer of the Year in 1988. The Longhorns went 10-2 and played in the Cotton Bowl in 1990.

He received his bachelor's degree in social work from Texas in 1993.

REGGIE MOORE

WIDE RECEIVERS

UCLA, 1991

FIRST SEASON

Reggie Moore enters his first season as wide receivers coach at Grambling State. Moore comes to GSU after spending the past three seasons as the pass game coordinator at Prairie View A&M.

He also coached the receivers at PVAMU from 2015-17 under then head coach Willie Simmons. He brings a wealth of experience from the FBS, FCS, and the NFL level that spans over 25 years of coaching. He has had previous stops at the University of Washington (2003), North Dakota State (2004-2007), UCLA (2008-2010), and most recently at the University of Colorado (2020-2021). He has participated in several Minority Internships in the NFL with the Jacksonville Jaguars, Denver Broncos, Baltimore Ravens, Seattle Seahawks and Green Bay Packers.

A native Houstonian, he began his coaching career in 1999 at his high school alma mater (James Madison High School) under one of Prairie View A&M's favorite sons, the legendary Ray Seals. Moore has mentored and tutored a number of professional athletes over his career as well. Currently KhaDarel Hodge (Atlanta Falcons), and Quinton Bell (Miami Dolphins) were both under his tutelage at PV during his first tour, as well as Josh Simmoms (formerly of the USFL Pittsburgh Maulers) an All-USFL Special Teams award winner for the 2023 season. Just this past spring, Jaquan Bloomfield was selected by the Canadian League Ottawa Red Blacks in the 4th round (35th overall pick) in the 2024 draft.

As a collegiate player, Moore went on to be a 3-year starter at UCLA under the late Terry Donahue from (1986-1991) and was a Sporting News Magazine Sophomore All-American (1988). He was a favorite target of NFL Hall of Fame quarterback Troy Aikman, who went on to be the 1st pick in the 1989 NFL Draft by the Dallas Cowboys. As a professional he spent 2 seasons with the NY Jets (1991-1992) and went on to the LA Rams (1993) where an injury derailed his career. A talented touted infielder out of high school (shortstop) he was selected in the 44th round by the Texas Rangers in the 1990 MLB Amateur Draft after years away from the sport.

While attending his alma mater, James Madison High School, he finished 9th in his graduating senior class in 1986. There he received several National Honors including being selected to the 1986 Parade Magazine All-American Team, the National Honor Society, and received the Adidas Scholastic Achievement Award. He was also selected to play in the then Whataburger Texas High School All-Star game. His father Zeke Moore spent 12 seasons with the Houston Oilers (AFL 1967-69, NFL 1970-78) and was selected to 2 Pro Bowls. His younger brother, Trey Moore, played basketball at Mississippi State, and went on to a lengthy career in the European League earning MVP honors, and is currently still with the famous Harlem Globetrotter Organization.

DEL LEE-COLLINS

DEFENSIVE BACKS

McNeese State University, 1998

SECOND SEASON

Del Lee Collins returned to Grambling State as the cornerback's coach prior to the start of the 2024 season. .

A native of New Orleans and former professional football player, Del Lee-Collins joined the Lion coaching staff as cornerbacks coach prior to the 2020 season.

In his first season with the Lions, which was moved to spring of 2021, Lee-Collins oversaw a talented group of SLU cornerbacks. Under his direction, junior Ferlando Jordan was named All-America by Stats Perform and Phil Steele, while also earning first team All-Southland Conference and All-Louisiana honors.

In 2021, Lee-Collins' troops once again featured an All-American, as Zy Alexander finished among the FCS leaders with a Southland Conference-high six interceptions. Alexander earned All-America honors from Stats Perform, Associated Press, and Phil Steele, while also claiming first team All-SLC and All-Louisiana accolades. Both of his starting cornerbacks earned first team All-Southland Conference honors for the 2022 conference champions. Jordan was named first team All-SLC for the third time in his career, while Alexander was a repeat selection.

Lee-Collins' previous coaching stints include Grambling and his alma mater McNeese.

Lee-Collins started his coaching career at St. Augustine High School. He worked as defensive backs coach, defensive coordinator, and assistant head coach. He has subsequently served as co-defensive coordinator at both Landry Walker High School and John Ehret High School, as well as head coach at Sophie B. Wright Charter in New Orleans.

Lee-Collins played from 1994-98 at McNeese, helping the Cowboys to a pair of Southland Conference championships. Collins finished his collegiate playing career as the program's career leader in blocked field goals. Following his time in Lake Charles, he played professionally for five years in the NFL and Arena Football League.

A 1998 graduate of McNeese, Lee-Collins and his wife, Cheryl, have two sons, Caleb and Kiazer.

JALEN IVY

DEFENSIVE LINE

Southern University, 2022

FIRST SEASON

Jalen Ivy enters his first season as the defensive line coach at Grambling State University. Ivy previously searved as a graduate assistant for the Tigers.

Ivy played college football at Southern Univeristy, where he played on the defensive line from 2018-22. During his time at SU, he helped the Jaguars win three SWAC West Division Titles and earned first time All-SWAC honors during the Spring 2021 season.

Ivy is a native of Tullos, La. and graduated from Tioga High School.

REGINALD NELSON

GENERAL MANAGER

Grambling State, 1998

SECOND SEASON

Reggie Nelson is in his second stint as the offensive line coach for GSU after serving as the offensive line coach from 2014-2021

Nelson mentored Trenton Scott, who signed a free-agent contract with the Los Angeles Chargers and is currently with the Washington Commanders having completed his sixth season as a player in the NFL. Scott was an All-SWAC performer in 2017 and 2016 and was named to the AFCA coaches All American team in 2017.

As the offensive line coach at Grambling State University, Nelson helped to develop All-American offensive linemen Justin Miller, William Waddell and 2021 Senior bowl participant David Moore. During his five years at McNeese State, Nelson developed two first team All-Americans and seven first-team all-conference players and two second-team all-conference players.

A native of Alexandria, La., Nelson was a four-year letter winner as an offensive lineman at McNeese State from 1995-98 and later served on the Cowboys coaching staff for five years. Nelson coached the offensive line at McNeese State from 2007 to 2011.

As a player at McNeese State, Nelson was selected as the team captain, awarded the Senior Scholastic Award and was a Consensus AP All-American in 1998. Additionally, he was a two-time AFCA All-American (1997,1998), two-time Sports Network All-American (1997, 1998), two-time ESPN News All-American (1997,1998), Three-time All Louisiana pick (1996,1997, 1998), three-time All-Southland Conference team member (1996, 1997, 1998) and a two-time All-Southland Conference Academic Team award recipient (1997,1998). Nelson started a school record 52 consecutive games at McNeese State University. Nelson was also selected to the Southland Conference's 50th Anniversary All-Time Football Team in 2013. Nelson was inducted into the McNeese State Sports Hall of Fame in 2021 and the Alexandria Senior High Sports Hall of Fame in 2011.

Following his career at McNeese State, Nelson was drafted in the fifth round of the 1999 NFL draft by the San Diego Chargers. Nelson spent his entire rookie season with the Chargers. His second year was spent between the Minnesota Vikings for the first five weeks of the season and the Jacksonville Jaguars for the remainder of the 2000 season. He was allocated to the Frankfurt Galaxy during the spring of 2001, played for the Barcelona Dragons during 2002 and was on the preseason roster of the Green Bay Packers in 2002. In 2005, Nelson played offensive tackle for the Ottawa Renegades of the CFL.

Nelson graduated from McNeese State in 1998 and then followed with a master's degree in Counseling Psychology in 2005. He is a member of Omega Psi Phi Fraternity Inc. (Fall 1995) and Psi Chi which is the National Honor Society in Psychology. He is married to the former Nikki Hunter and has two children Reggie (23) and Noah (20).

DR. MARTIN LEMELLE

PRESIDENT

First Year at Grambling State University

The 11th President of Grambling State University

Dr. Martin Lemelle, Jr. serves as the 11th President of Grambling State University, bringing a wealth of leadership experience, financial acumen, and a deep-seated commitment to advancing higher education. As a third-generation alumnus of the institution, Dr. Lemelle embodies a family legacy of higher education leadership and a profound dedication to the university's mission.

Prior to assuming the presidency, Dr. Lemelle served as the Executive Vice-President and Chief Financial Officer at the Maryland Institute College of Art (MICA) in Baltimore, Maryland. His tenure at MICA was marked by visionary leadership and strategic financial management, enhancing the operations of the nation's oldest continuously degree-granting college of art and design.

With an extensive background in finance and operations that spans several prestigious organizations, including PricewaterhouseCoopers, IBM, General Electric, Dean Foods, and Industry Retail Group, Dr. Lemelle has adeptly managed budgets collectively valued at approximately $6.5 billion. His track record highlights his exceptional ability to steward large-scale financial operations and drive organizational success.

Dr. Lemelle played a pivotal role in shaping the future of Grambling State University during his tenure as Executive Vice-President and Chief Operating Officer. His accomplishments include securing the university's most substantial corporate gift to date and significantly improving its fiscal health score by 200%, underscoring his strategic insight and unwavering dedication to the institution's financial stability and growth.

Educationally, Dr. Lemelle holds a B.S. in Accounting, Magna Cum Laude, from Grambling State University, an M.B.A. from The George Washington University, and a Doctorate in Business Administration from SKEMA Business School in Paris, France.

His service extends to numerous memberships, including Kappa Alpha Psi Fraternity, Inc., where he is a recipient of the Byron K. Armstrong Award, and United Way of Central Maryland Board of Directors, where he serves as treasurer.

Dr. Lemelle's presidency at Grambling State University is guided by a vision that respects the institution's history and traditions while focusing on co-creating strategic initiatives for the future. His leadership is informed by a comprehensive understanding of higher education challenges and opportunities, driving his commitment to ensuring that Grambling State University remains at the forefront of innovation, academic excellence, and community engagement.

TRAYVEAN SCOTT, Ph.D.

VICE PRESIDENT FOR INTERCOLLEGIATE ATHLETICS

Fourth Year at Grambling State University

Trayvean D. Scott, Ph.D. was hired as the Vice President of Intercollegiate Athletics at Grambling State University on July 1, 2021.

In his first year at Grambling State, Scott directed all 15 varsity athletic programs, overseeing a transformation in athletics as the institution took a step forward into the future. He was instrumental in many ongoing projects during his first year, including signing a partnership agreement with the Urban Edge Network, which will allow Grambling State to have its own streaming platform. In addition, Scott spearheaded many sponsorship agreements.

Scott was also very instrumental in his first head coaching hire as Hue Jackson was named the 14th football coach in the program's history.

Scott came to Grambling State after spending 10 years at Southern University where he was the Deputy Athletic Director/ Chief Operating Officer and was responsible for the daily operations of the SU athletic programs.

While at Southern, Scott, who served as the sport administrator for football, women's basketball, softball, and men & women's track & field (indoor & outdoor and cross country), oversaw NCAA Compliance, Student-Athlete Support Services, Academics, Student-Athlete Development, as well as the Strength & Conditioning program.

Scott was also responsible for football game scheduling. He served as a member of the athletics department's senior staff, and previously served as Southern's Executive Athletic Director.

Throughout his professional career, Scott continues to be active on the university, conference, and national levels. He graduated in 2016 from the prestigious NCAA Leadership Institute for

Ethnic Minorities, 2018 of the Sports Management Institute (SMI) and facilitated the NCAA's Career in Sports Forum in 2016 while also serving as a member of the selection committee.

Scott is currently a member of the National Association of Collegiate Directors of Athletics (NACDA), National Association of Academic & Student-Athlete Development Professionals (N4A), the Minority Opportunities Athletic Association (MOAA), the National Association for Athletics Compliance (NAAC), the National Association of Athletic Development Professionals (NAADD) where he was the Diversity Initiative recipient in 2015 and 2016, respectively.

During his time at Southern, Scott spearheaded an unprecedented academic recovery of Southern Athletics as it relates to the Academic Progress Rate, making a dramatic improvement from 3 to all 15 programs meeting the APR benchmarks, earning post-season access after just two full years in charge.

Scott, who has written more than $2 million in grants to support academic and student development initiatives, also guided the institution through the successful completion of the NCAA Data Review process and served as the author and principal investigator of the $900,000 NCAA AASP Grant.

A former standout basketball student-athlete, four-year starter, and team captain at Southern, Scott remains atop the school's record books in assist, steals, and minutes played. After his collegiate playing career was over, Scott enjoyed a successful career in financial services until returning to his alma mater in 2011.

Outside of athletics administration, Scott was an adjunct faculty member in the College of Business at Southern where he taught courses in Business Administration, Management, and Sports Marketing. He holds bachelor's in marketing (2003) & Management (2005) and a Master's Degree in Communications (2005) from Southern University. In addition, he completed his Ph.D. in Education/Sport Management in 2018 from Northcentral University.

GRAMBLING STATE ATHLETICS EXECUTIVE TEAM \\\\\\\\\\\\\\\\\\\\\\\\

TAYLOR STEWART
Chief of Staff
Associate AD
for External Relations

KARMEN C. KING
Senior Associate AD for
Compliance and Academics
Title IX Coordinator

CURTIS FORD
Associate AD
Athletic Communications

WANDA CURRIE
Associate AD
for Internal Operations
SWA

RYANNE LOGAN
Senior Associate AD
Student-Athlete Health &
Wellness

TERENCE BRADFORD
Athletics Business Manager

Grambling State University combines all the strengths of a major university with the personality of a small college, thereby allowing students to grow and learn in a se- rene and positive environment. The campus houses students in its 19 residence halls, enhances and promotes student life through its impressive student union and bookstore, and appeals to other areas of life and im- provement through buildings such as the assembly center, dining hall, library, intra- mural center, and health center. More than 800 courses and 68 degree programs are of- fered at Grambling. There are five colleges, including an honors college, two professional schools, a graduate school, and a Division of Continuing Education. National and local employers recruit graduates from Grambling's excellent nursing, computer science, teacher education, and other programs.

A wide variety of student clubs and organizations at Grambling ensure that every student will find an activity of interest. Hon- or societies, sports, art, religion, politics, and Greek organizations are just a few of the or- ganizations that appeal to a diverse group of students. As a member of one of Gram- bling's student organizations, students learn to give of themselves while participating in worthwhile campus and community projects.

MISSION

Grambling State University is a comprehensive, historically black, public institution that offers a broad spectrum of undergraduate and graduate programs of study. Through its undergraduate major courses of study, which are undergirded by a traditional liberal arts program, and through its graduate school, which has a professional focus, the University embraces its founding principle of educational opportunity. With a commitment to the education of minorities in American society, the University seeks to reflect in all of its programs the diversity in the world. The University advances the study and preservation of African American history, art, and culture.

Grambling State University is a community of learners who strive for excellence in their pursuit of knowledge and who seek to contribute to their respective major academic disciplines. The University prepares its graduates to compete and succeed in careers related to its programs of study, to contrib- ute to the advancement of knowledge, and to lead productive lives as informed citizens in a democratic society. The University pro- vides its students a living and learning environment which nurtures their development for leadership in academics, athletics, campus governance, and in their future pursuits. The University affords each student the opportunity to pursue any program of study provided that the student makes reasonable progress. Grambling fosters in its students a commitment to service and to the improve- ment in the quality of life for all persons.

The University expects that all persons who matriculate and who are employed at Grambling will reflect through their study and work that the University is indeed a place where all persons are valued, "where everybody is somebody."

HISTORY

Grambling State University opened on November 1, 1901 as the Colored Industrial and Agricultural School. It was founded by the North Louisiana Colored Agriculture Relief Association, organized in 1896 by a group of African-American farmers who wanted to organize and operate a school for African Americans in their region of the state.

In response to the Association's request for assistance, Tuskegee Institute's Booker T. Washington sent Charles P. Adams to help the group organize an industrial school. Ad- ams became its founding president.

In 1905, the school moved to its present location and was renamed the North Louisiana Agricultural and Industrial School. By 1928, after becoming a state junior college and being renamed the Louisiana Negro Normal and Industrial Institute, the school began to award two-year professional certif- icates and diplomas. In 1936, the curriculum emphasis shifted to rural teacher education; students were able to receive professional teaching certificates after completing a third academic year. The first baccalaureate de- gree was awarded in 1944, in elementary education.

In 1946, the school became Grambling Col- lege, named after P.G. Grambling, the white sawmill owner who had donated the parcel of land where the school was constructed. In addition to elementary educators, Grambling prepared secondary teachers and added cur- ricula in sciences, liberal arts and business, transforming the college from a single pur- pose institution of teacher education into a multipurpose college. In 1949, the col-

lege earned its first accreditation by the Southern Association of Colleges and Schools (SACS).

In 1974, the addition of graduate programs in early childhood and elementary education gave the school a new status and a new name — Grambling State University. The university expanded and prospered between 1977 and 2000. Several new academic programs were in- corporated and new facilities were added to the 384-acre campus, including a business and computer science building, school of nursing, student services building, stadium, stadi- um support facility and an intramural sports center.

UNIVERSITY PRESIDENTS

Following Founding President Charles P. Adams, who served for 35 years, Ralph Waldo Emerson Jones became the second president in 1936. Five presidents served from 1977 to 2001: Dr. Joseph Benjamin Johnson, Dr. Harold W. Lundy, Dr. Raymond Hicks, Dr. Leonard Haynes III and Dr. Steve A. Favors. Grambling State University's first female president, Dr. Neari Francois Warner, served a three-year interim term until the selection of Dr. Horace Judson, who became the in- stitution's seventh president in 2004. After leading an ambi- tious five-year campaign to rebuild the institution's facilities, Judson resigned in 2009. After Judson's resignation, Frank G. Pogue, Ph.D., a highly respected educator and administrator with a distinguished 47-year career in higher education was named GSU's president.

Prior to his selection as president, Dr. Pogue served as the president of Edinboro University of Pennsylvania, interim president at Chicago State University and State University of New York (SUNY)-Cobleskill. Dr. Pogue retired after serving a five-year term as president, and Dr. Cynthia Warrick, Ph.D., RPh. was named as interim president in 2014 during the presidential search.

Warrick ventured into higher education 16 years ago serv- ing in multi-faceted leadership roles as an administrator, public servant, healthcare professional, environmental re- search scientist, faculty member, and accreditation reviewer.

Dr. Willie D. Larkin, Ph.D. was named ninth university president in 2015 (May) and server a one-year term. Dr. Larkin had previously served as Chief of Staff to leaders of Morgan State University and the University of Wisconsin Colleges, where he worked directly with the chancellor, and the president at Morgan State University, to provide oversight of nearly 3,000 employees and an operating budget of more than $300 million. At Auburn University, he was the faculty advisor to the university's Board of Trustees and the first African American to chair the university's 90-member University Senate.

Our current president is Richard J. Gallot, Jr. The University of Louisiana System (ULS) Board of Supervisors announced (07/26/2016) that the tenth President of Grambling State University (GSU) will be former Louisiana state senator, and state representative, Richard J. Gallot, Jr. Gallot is a 1987 GSU graduate where he received a bachelor of arts in Arts & His- tory. He earned his Juris Doctorate from Southern University in 1990. From 2000 to 2012, Gallot held the District 11 seat in the Louisiana House of Representatives. He served three terms in the house before winning his first term in the senate in 2011. Gallot did not seek re-election in the October 24, 2015 election.

THE CAMPUS

Located in the small north central Louisiana town of Grambling, Grambling State University offers a personalized educational experience with a big city atmosphere. The cam- pus houses students in its 19 residence halls, enhances and promotes student life through its impressive student union and bookstore, and appeals to other areas of life and im- provement through buildings such as the dining hall, library, intramural center, and health center. More than 800 courses and 68 degree programs are offered at Grambling.

There are five colleges, including an honors college, two professional schools, a graduate school, and a Division of Continuing Ed- ucation. National and local employers recruit graduates from Grambling's excellent nursing, computer science, teacher education, and other programs. We encourage you to visit Grambling State University and discover why Grambling State University is Where Everybody is Somebody.

CAMPUS LIFE

Grambling State University recognizes that clubs and so- cial organizations are an important part of college life. By joining one of these, students discover an avenue to meet new faces with similar interests and have the opportunity to learn about new subjects. As students' commitments to their clubs develop, leadership positions may be another step within the activity's hierarchy that a student can explore.

One of the most popular campus organizations is the Tiger Marching Band, touted as the number one collegiate show band in the world. Formed in 1926 by President R.W.E. Jones, the Mighty Tiger Marching Band has become a household name. The band has been featured in television ads, the major motion picture Drumline, appeared as guest entertain- ment on televisions shows, and entertained Liberian President William R. Tolbert at his 1972 inauguration. In 1999, the band was selected to represent the Pageantry of Bands section of the NCAA Hall of Fame. Through an impressive list of accomplishments and honors, the Grambling Tiger Band has become known as "The Best In The Land."

Intercollegiate athletics has also made Grambling State University a household name among national universities. The football program has been successful in landing prominent coaching staffs over the years. Professional football player, Doug Williams, a Super Bowl Most Valuable Player, served as head football coach, succeeding Coach Eddie Robinson, the "winningest coach in the history of football." Known as the "Cradle of Pros," Grambling also produced the first black football player in the NFL and the first black quarter- back to start in the NFL.

ACADEMIC SUPPORT

Under the watch of Provost and Vice President Dr. Robert M. Dixon, the Office of the Provost & Vice President for Ac- ademic Affairs is designed to provide leadership and super- vision for all undergraduate and graduate degree programs. Continuing education initiatives, the military science pro- gram, and a variety of support and outreach units also fall under its auspices.

The office espouses a philosophy of excellence from which a rigorous plan for enhancing and strengthening the academ- ic environment continuously evolves. The office is committed to realizing the overarching goals of preparing students for success in their chosen careers, motivating them to pursue graduate and advanced study, and equipping them with skills for effective interaction with diverse groups of people. To this end, the instructional program is delivered through four academic colleges and two professional schools. Within this structure, one certificate program and seventy-two degree programs, ranging from associates to the doctorate, are offered.

This office is committed to providing faculty with oppor- tunities and activities for professional growth and develop- ment. Moreover, the office is responsible for monitoring and maintaining the integrity of the academic program.

GRAMBLING STATE UNIVERSITY FAMOUS ALUMNI

NEWS, MEDIA and JOURNALISM

Name	Notable
Charles M. Blow	New York Times columnist

EDUCATION

Name	Notable
Ivory V. Nelson	President of Lincoln University (Pa.)

ENTERTAINMENT

Name	Notable
Erykah Badu	Grammy Award-winning artist
Natalie Desselle-Reid	Actress best known for roles in B*A*P*S, Def Jam's How to Be a Player, and Disney's Cinderella
Judi Ann Mason	Television writer, producer and playwright

CRIMINAL JUSTICE

Name	Notable
Burl Cain	Master's degree in criminal justice, now warden of the Louisiana State Penitentiary

POLITICS

Name	Notable
Robert Bobb	Politician and public administrator; Emergency Financial Director for Detroit Public Schools; City manager for thirty years in the cities of Kalamazoo, Michigan; Santa Ana, California; and Richmond, Virginia
Israel "Bo" Curtis	Member of the Louisiana House of Representatives from 1992 to 2008; Member of the Rapides Parish School Board from 1976 to 1992
Bettye Davis	Member of the Alaska Senate and former member of the Alaska House of Representatives from the 21st district
Rick Gallot	Democratic member of the Louisiana State Senate for District 29 since 2012; Former state representative for the 11th district
Jeff Hall	Member of the Louisiana House of Representatives (District 26), accountant in Alexandria
E. Edward Jones	Educator, civil rights advocate, pastor, and former president of the National Baptist Convention of America, Inc., in Shreveport
Edward Joseph Price	Member of the Louisiana House of Representatives (District 58), businessman in Gonzales
Alicia Reece	Politician, member of the Ohio House of Representatives (33rd district)
Shannon F. Reeves	National Director of State and Local Development for the Republican National Committee
Gregory Tarver	Former member of the Shreveport City Council and the Louisiana State Senate
Ollie Tyler	Mayor of Shreveport; former interim state superintendent of education; former Caddo Parish school superintendent
Pinkie C. Wilkerson	Former member of the Louisiana House of Representatives, District 11

SPORTS

Name	Notable
Tommie Agee	Former professional baseball player
Garland Boyette	Former professional football player
Willie Brown	Former professional football player; Member of the Pro Football Hall of Fame
Jophery Brown	Former Major League Baseball player; Stuntman in film and television for over 30 years
Buck Buchanan	Former professional football player; Member of the College Football Hall of Fame and the Pro Football Hall of Fame
Patricia Cage-Bibbs	Women's basketball head coach at North Carolina A&T State University, Hampton University and Grambling State University; Has over 400 wins in her coaching career
Ronnie Coleman	Professional bodybuilder and eight-time Mr. Olympia winner
Bruce Eugene	Former professional football player
Clemente Gordon	Football player
Charles "Charlie Red" Hardnett	Former ABA basketball player
James "Shack" Harris	First black quarterback to start in the NFL
Jason Hatcher	Current NFL defensive end
Tyree Hollins	Professional football player
Charlie Joiner	Former professional football player and member of the Pro Football Hall of Fame
Johnny Jeter	Former Major League Baseball player
Trumaine Johnson	Former professional football player
Ernie Ladd	Former professional football player and Professional wrestler (nicknamed "The Big Cat")
Albert Lewis	Former professional football player
Guy Prather	Former professional football player
Willis Reed	Retired professional basketball player
Patrick Scott	Former professional football player
Goldie Sellers	Former professional football player
Winston Short	Former track athlete who competed for Trinidad in the Commonwealth and Pan American Games during the 1960s
Everson Walls	Former NFL All-Pro cornerback and Super Bowl champion (XXV)
Doug Williams	Former NFL quarterback; MVP of Super Bowl XXII
Gerald Williams	Former Major League Baseball player

OVERALL STATISTICS \\\\\\\\\\\\\\\\\\\\\\\\

2024 Grambling State University Football
Overall Statistics (as of Nov 30, 2024)

Team Statistics	GSU	OPP
SCORING	296	299
Points Per Game	24.67	24.92
FIRST DOWNS	180	235
Rushing	79	87
Passing	82	118
Penalty	19	30
RUSHING YARDAGE	1340	1760
Yards gained	1755	2137
Yards lost	415	377
Attempts	406	440
Avg Per Attempt	3.3	4.0
Avg Per Game	111.7	146.7
TDs Rushing	19	19
PASSING YARDAGE	2047	2771
Att-Comp-Int	337-188-12	354-217-15
Avg Per Attempt	6.07	7.83
Avg Per Catch	10.89	12.77
Avg Per Game	170.58	230.92
TDs Passing	11	15
TOTAL OFFENSE	3387	4531
Total Plays	743	794
Avg Per Play	4.6	5.7
Avg Per Game	282.3	377.6
KICK RETURNS: #-YARDS	47-975	24-402
PUNT RETURNS: #-YARDS	20-246	17-123
INT RETURNS: #-YARDS	15-86	12-144
KICK RETURN AVERAGE	20.74	16.75
PUNT RETURN AVERAGE	12.30	7.24
INT RETURN AVERAGE	5.73	12.00
FUMBLES-LOST	18-4	20-11
PENALTIES-YARDS	111-1057	76-685
Avg Per Game	88.08	57.08
PUNTS-YARDS	77-3140	63-2252
Avg Per Punt	40.78	35.75
Net Punt Avg	38.66	30.25
KICKOFFS-YARDS	60-3710	59-3389
Avg Per Kick	61.83	57.44
Net Kick Avg	45.13	38.54
TIME OF POSSESSION	05:46:36	06:07:52
Per Game	28:53	30:39
3RD-DOWN CONVERSIONS	47-164	57-166
3rd-Down Pct	28.66%	34.34%
4TH-DOWN CONVERSIONS	5-12	4-13
4th-Down Pct	41.67%	30.77%
SACKS BY-YARDS	25-186	26-220
MISC YARDS	14	17
TOUCHDOWNS SCORED	37	35
FIELD GOALS-ATTEMPTS	13-19	17-22
ON-SIDE KICKS	0-0	0-0
RED-ZONE SCORES	31-36	30-37
RED-ZONE TOUCHDOWNS	23-36	19-37
PAT-ATTEMPTS	33-35	32-32
ATTENDANCE	108,991	110,985
Dates-Avg Per Date	6-18,165	6-18,498
Neutral Site #-Avg	–	1-52,323

Conf	Date	Opponent	WL	Score	Record	Time	Attend
	08/31/2024	at Louisiana	L	10-40	0-1 , 0-0	03:02	23,107
	09/07/2024	TUSKEGEE	W	37-20	1-1 , 0-0	03:43	9,247
	09/14/2024	at Texas A&M-Commerce	W	35-28	2-1 , 0-0	03:36	5,944
	09/21/2024	JACKSON ST.	W	41-20	3-1 , 0-0	03:38	19,085
*	09/28/2024	vs Prairie View	L	34-36	3-2 , 0-1	04:08	52,323
*	10/12/2024	ALCORN	L	15-17	3-3 , 0-2	03:37	7,580
*	10/19/2024	ARK.-PINE BLUFF	W	31-21	4-3 , 1-2	03:37	17,135
*	10/26/2024	at Texas Southern	L	17-24	4-4 , 1-3	3 hours	10,029
*	11/02/2024	at Bethune-Cookman	L	21-24	4-5 , 1-4	03:01	5,103
*	11/09/2024	ALABAMA ST.	W	24-23	5-5 , 2-4	03:10	3,621
*	11/14/2024	at Alabama A&M	L	17-22	5-6 , 2-5	03:45	3,595
*	11/30/2024	at Southern U.	L	14-24	5-7 , 2-6	04:03	63,207

* = Conference game

Score by Quarters	1st	2nd	3rd	4th	OT	Total
Grambling	56	107	48	68	17	296
Opponents	41	111	81	54	12	299

OVERALL STATISTICS \\\\\\\\\\\\\\\\\\\\\\\\

2024 Grambling State University Football
Overall Statistics (as of Nov 30, 2024)

#	Rushing	GP	ATT	GAIN	LOSS	NET	AVG	TD	LG	AVG/G
9	Hargrove, Ke'travion	11	95	461	29	432	4.5	4	36	39.27
0	Bradford, Tre	12	105	469	66	403	3.8	5	41	33.58
23	Elder, Keilon	10	40	229	15	214	5.4	3	22	21.40
24	Talbert, Dedrick	11	54	234	26	208	3.9	4	31	18.91
	Hargrove, Ke'tr	1	13	79	6	73	5.6	1	31	73.00
5	Bailey, Deljay	7	36	139	97	42	1.2	2	20	6.00
8	Robinson, Javon	12	5	29	3	26	5.2	0	16	2.17
95	Schifano, Johnny	11	1	18	0	18	18.0	0	18	1.64
6	Phillips, Tony	6	6	11	2	9	1.5	0	8	1.50
2	Johnson, Jalen	12	2	8	4	4	2.0	0	8	0.33
	Forrest, Tony	11	0	0	0	0	0.0	0	0	0.00
63	Vigil, Alexander	5	0	0	0	0	0.0	0	0	0.00
	Team	12	9	0	5	-5	-0.6	0	0	-0.42
15	Frye, Ashton	3	7	3	24	-21	-3.0	0	2	-7.00
7	Crawley, Myles	10	33	75	138	-63	-1.9	0	13	-6.30
	Total	**12**	**406**	**1755**	**415**	**1340**	**3.3**	**19**	**41**	**111.67**
	Opponents	**12**	**440**	**2137**	**377**	**1760**	**4.0**	**19**	**74**	**146.67**

#	Passing	GP	Rating	COMP-ATT-INT	PCT	YDS	TD	LG	AVG/G
7	Crawley, Myles	10	115.32	145-258-9	56.20%	1598	11	71	159.80
5	Bailey, Deljay	7	97.17	39-72-3	54.17%	440	0	47	62.86
15	Frye, Ashton	3	67.94	4-7-0	57.14%	9	0	5	3.00
	Total	**12**	**110.46**	**188-337-12**	**55.79%**	**2047**	**11**	**71**	**170.58**
	Opponents	**12**	**132.56**	**217-354-15**	**61.30%**	**2771**	**15**	**75**	**230.92**

#	Receiving	GP	NO	YDS	AVG	TD	LG	AVG/G
8	Robinson, Javon	12	43	507	11.79	1	53	42.25
28	Harris, Marquis	11	7	183	26.14	1	71	16.64
2	Johnson, Jalen	12	13	178	13.69	1	67	14.83
3	Bellazar, Jacoby	11	15	155	10.33	1	30	14.09
88	Howard, Nicholas	9	13	138	10.62	1	27	15.33
18	Knighten, Covadis	11	19	129	6.79	1	18	11.73
1	Waters, JR	12	9	117	13.00	2	23	9.75
	Howard, Nick	2	8	116	14.50	1	35	58.00
9	Hargrove, Ke'travion	11	14	99	7.07	0	20	9.00
19	Lewis, Julien	9	12	83	6.92	0	17	9.22
0	Bradford, Tre	12	13	74	5.69	0	22	6.17
17	Williams, Tylon	12	4	72	18.00	0	47	6.00
11	Dickerson, Nae'Saan	4	2	60	30.00	0	35	15.00
	Simmons, Khristopher	5	2	51	25.50	1	28	10.20
24	Talbert, Dedrick	11	4	22	5.50	0	11	2.00
	Howard, Nichola	1	2	19	9.50	0	15	19.00
89	Price, Julien	1	1	19	19.00	0	19	19.00
	Hargrove, Ke'tr	1	1	13	13.00	0	13	13.00
23	Elder, Keilon	10	3	9	3.00	0	4	0.90
6	Phillips, Tony	6	2	4	2.00	1	4	0.67
	Hill, Ronnie	1	0	0	NaN	0	0	0.00
21	Jordan, Jamal	10	0	0	NaN	0	0	0.00
	Forrest, Tony	11	1	-1	-1.00	0	0	-0.09
	Total	**12**	**188**	**2047**	**10.89**	**11**	**71**	**170.58**
	Opponents	**12**	**217**	**2771**	**12.77**	**15**	**75**	**230.92**

#	Punt Returns	NO	YRDS	AVG	TD	LG
8	Robinson, Javon	8	114	14.25	1	72
2	Johnson, Jalen	10	108	10.80	0	27
6	Phillips, Tony	1	12	12.00	0	12
33	Pierre-Charles, Ken	1	12	12.00	0	12
	Total	**20**	**246**	**12.30**	**1**	**72**
	Opponents	**17**	**123**	**7.24**	**0**	**36**

#	Interceptions	NO	YRDS	AVG	TD	LG
30	Barley, Brenden	3	51	17.00	0	25
1	Davis, Blake	3	0	0.00	0	0
10	Lee-Collins, Caleb	2	30	15.00	1	22
7	Jones, David	2	0	0.00	0	0
83	Williams, Joel	2	-1	-0.50	0	0
15	Marshall, Patrick	1	6	6.00	0	6
43	Johnson , Marcellius	1	0	0.00	0	0
3	Linzer, Markel	1	0	0.00	0	0
	Total	**15**	**86**	**5.73**	**1**	**25**
	Opponents	**12**	**144**	**12.00**	**1**	**50**

#	Kick Returns	NO	YRDS	AVG	TD	LG
8	Robinson, Javon	13	297	22.85	0	38
23	Elder, Keilon	8	188	23.50	0	65
17	Williams, Tylon	6	179	29.83	1	94
3	Bellazar, Jacoby	8	157	19.63	0	57
	Frazier, Andrew	4	59	14.75	0	23
82	Johnson, Joshua	2	33	16.50	0	26
24	Talbert, Dedrick	2	29	14.50	0	17
7	Jones, David	1	19	19.00	0	19
	Linzer, Markell	1	14	14.00	0	14
86	Bernard, Charles	1	0	0.00	0	0
6	Phillips, Tony	1	0	0.00	0	0
	Total	**47**	**975**	**20.74**	**1**	**94**
	Opponents	**24**	**402**	**16.75**	**0**	**35**

#	Fumble Returns	NO	YRDS	AVG	TD	LG
42	Darling, Josh	1	45	45.00	1	45
42	Darling, Josh	1	45	45.00	1	45
1	Davis, Blake	1	35	35.00	1	35
6	Jones, Andrew	1	30	30.00	1	30
15	Marshall, Patrick	1	4	4.00	1	4
	Total	**5**	**159**	**31.80**	**5**	**45**
	Opponents	**0**	**0**	**0**	**0**	**0**

2024 Grambling State University Football
Overall Statistics (as of Nov 30, 2024)

#	Scoring	TD	FG	PAT KICK	PAT RUSH	PAT RCV	PAT PASS	PAT DXP	SAF	PTS
96	Harradine, Reed	—	13	33-35	—	—	—	—	—	72
0	Bradford, Tre	5	—	—	—	—	—	—	—	30
9	Hargrove, Ke'travion	4	—	—	—	—	—	—	—	24
24	Talbert, Dedrick	4	—	—	0-1	—	—	—	—	24
23	Elder, Keilon	3	—	—	—	—	—	—	—	18
5	Bailey, Deljay	2	—	—	—	—	—	—	—	12
8	Robinson, Javon	2	—	—	—	—	—	—	—	12
1	Waters, JR	2	—	—	—	—	—	—	—	12
3	Bellazar, Jacoby	1	—	—	—	—	—	—	—	6
42	Darling, Josh	1	—	—	—	—	—	—	—	6
1	Davis, Blake	1	—	—	—	—	—	—	—	6
	Hargrove, Ke'tr	1	—	—	—	—	—	—	—	6
28	Harris, Marquis	1	—	—	—	—	—	—	—	6
88	Howard, Nicholas	1	—	—	—	—	—	—	—	6
	Howard, Nick	1	—	—	—	—	—	—	—	6
2	Johnson, Jalen	1	—	—	—	—	—	—	—	6
6	Jones, Andrew	1	—	—	—	—	—	—	—	6
42	Darling, Josh	1	—	—	—	—	—	—	—	6
18	Knighten, Covadis	1	—	—	—	—	—	—	—	6
10	Lee-Collins, Caleb	1	—	—	—	—	—	—	—	6
15	Marshall, Patrick	1	—	—	—	—	—	—	—	6
6	Phillips, Tony	1	—	—	—	—	—	—	—	6
	Simmons, Khristopher	1	—	—	—	—	—	—	—	6
17	Williams, Tylon	1	—	—	—	—	—	—	—	6
7	Crawley, Myles	—	—	—	0-2	1	1-2	—	—	2
	Total	**38**	**13**	**33-35**	**0-3**	**1**	**1-2**	**—**	**—**	**302**
	Opponents	**35**	**17**	**32-32**	**2-3**	**—**	**0-3**	**—**	**1**	**299**

#	Field Goals	FGM-FGA	PCT	I20	20-29	30-39	40-49	50+	LG	BLK
96	Harradine, Reed	13-19	68.42%	0-0	4-4	5-6	2-4	2-5	50	1
	Total	**13-19**	**68.42%**	**0-0**	**4-4**	**5-6**	**2-4**	**2-5**	**50**	**1**
	Opponents	**17-22**	**77.27%**	**0-0**	**3-5**	**0-0**	**14-17**	**0-0**	**47**	**3**

FG Sequence	Grambling	Opponents
Louisiana	48,(50)	(41),(27)
Tuskegee	(36),55	22,(36),(47)
Texas A&M-Commerce	40	-
Jackson St.	32,(29),(32)	-
Prairie View	53,(29),(36)	(42),(35)
Alcorn	(30),(22),(44)	50,(27)
Ark.-Pine Bluff	(48)	-
Texas Southern	(38),51	(46)
Bethune-Cookman	-	(40),37
Alabama St.	(50)	(45),(20),(26),28

#	Total Offense	G	Plays	Rush	Pass	Total	AVG/G
7	Crawley, Myles	10	291	-63	1598	1535	153.50
5	Bailey, Deljay	7	108	42	440	482	68.86
9	Hargrove, Ke'travion	11	95	432	0	432	39.27
0	Bradford, Tre	12	105	403	0	403	33.58
23	Elder, Keilon	10	40	214	0	214	21.40
24	Talbert, Dedrick	11	54	208	0	208	18.91
	Hargrove, Ke'tr	1	13	73	0	73	73.00
8	Robinson, Javon	12	5	26	0	26	2.17
95	Schifano, Johnny	11	1	18	0	18	1.64
6	Phillips, Tony	6	6	9	0	9	1.50
2	Johnson, Jalen	12	2	4	0	4	0.33
15	Frye, Ashton	3	14	-21	9	-12	-4.00
	Team	12	9	-5	0	-5	-0.42
	Total	**12**	**743**	**1340**	**2047**	**3387**	**282.25**
	Opponents	**12**	**794**	**1760**	**2771**	**4531**	**377.58**

#	Punting	NO	YDS	AVG	LG	TB	FC	I20	50+	BLK
95	Schifano, Johnny	67	2729	40.73	65	2	29	28	7	0
	Schifano, Johnn	6	254	42.33	53	0	4	2	1	0
96	Harradine, Reed	3	117	39.00	40	0	1	1	0	0
	Team	1	40	40.00	40	0	1	0	0	0
	Total	**77**	**3140**	**40.78**	**65**	**2**	**35**	**31**	**8**	**0**
	Opponents	**63**	**2252**	**35.75**	**56**	**5**	**21**	**19**	**3**	**4**

#	Kickoffs	NO	YDS	AVG	TB	OB
96	Harradine, Reed	57	3532	62.0	29	4
95	Schifano, Johnny	2	113	56.5	0	0
	Total	**59**	**3645**	**61.8**	**29**	**4**
	Opponents	**59**	**3389**	**57.4**	**7**	**0**

DEFENSIVE STATISTICS \\\\\\\\\\\\\\\\\\\\\\\\

			Tackles				Sacks	Pass Defense			Fumbles		Blocked	
#	Defensive Leaders	GP	Solo	ASST	TOT	TFL-YDS	NO-YDS	INT-YDS	BU	QBH	RCV-YDS	FF	KICK	SAF
6	Jones, Andrew	12	57	65	122.0	20.5-71	3.0-22	—	—	1	1-30	1	—	—
4	Cage, Bryce	12	25	24	49.0	11.0-63	4.0-44	—	—	5	—	1	—	—
7	Jones, David	12	37	12	49.0	2.0-4	—	2-0	5	1	—	1	—	—
98	Hardy, Jaden	12	15	27	42.0	5.0-13	1.0-7	—	—	2	1-0	1	—	—
1	Davis, Blake	12	31	10	41.0	3.5-10	2.0-7	3-0	4	—	1-35	—	1	—
30	Barley, Brenden	9	21	18	39.0	5.0-22	1.0-13	3-51	2	—	—	—	—	—
10	Lee-Collins, Caleb	12	15	18	33.0	2.0-6	—	2-30	1	—	—	—	—	—
5	Henderson, Calvin	12	16	15	31.0	—	—	—	2	—	2-0	—	1	—
21	Jordan, Jamal	10	11	20	31.0	1.0-10	—	—	—	—	1-0	1	—	—
26	Caston, Cisco	9	21	7	28.0	0.5-1	—	—	—	—	—	—	—	—
13	Washington , Isaac	12	9	19	28.0	6.0-27	2.0-13	—	1	1	1-0	—	—	—
15	Marshall, Patrick	12	17	10	27.0	2.0-10	1.0-6	1-6	1	2	1-4	1	—	—
83	Williams, Joel	11	13	14	27.0	3.0-11	0.5-3	2--1	3	—	—	—	—	—
9	Horton, Jon	8	13	12	25.0	7.5-31	4.5-28	—	1	2	1-0	—	—	—
94	Rudolph, Jalen	10	5	14	19.0	4.5-19	2.0-14	—	—	1	—	1	—	—
3	Linzer, Markel	6	11	7	18.0	—	—	1-0	—	—	—	—	—	—
72	Scott, J'Cobe	12	6	10	16.0	1.5-8	1.0-6	—	—	1	—	—	—	—
14	Jones, Duece	7	8	6	14.0	0.5-0	—	—	—	—	—	—	—	—
92	Francis, Kilas	9	5	8	13.0	1.5-3	—	—	—	—	1-0	—	—	—
11	Turner, Nick	11	10	3	13.0	—	—	—	—	—	—	—	—	—
42	Darling, Josh	12	7	5	12.0	3.0-13	1.0-11	—	—	—	1-45	—	—	—
43	Johnson , Marcellius	9	3	9	12.0	—	—	1-0	—	—	—	—	—	—
42	Darling, Josh	12	7	5	12.0	3.0-13	1.0-11	—	—	—	1-45	—	—	—
44	Garner, Micheal	6	6	5	11.0	4.5-19	2.0-12	—	—	4	—	1	—	—
33	Pierre-Charles, Ken	9	3	5	8.0	0.5-0	—	—	1	—	—	—	2	—
9	Horton, Jonathan	2	4	2	6.0	—	—	—	—	—	—	—	—	—
2	Thomas, Kevin	4	3	3	6.0	—	—	—	—	—	—	—	—	—
43	Johnson, Marcel	1	3	2	5.0	0.5-1	—	—	—	—	—	—	—	—
91	Scott, Jaydon	4	1	4	5.0	—	—	—	—	—	—	1	—	—
8	Smith, Osiris	6	4	1	5.0	1.0-1	—	—	—	—	—	—	—	—
0	Talley , Quintin	2	1	4	5.0	—	—	—	—	—	—	—	—	—
28	Harris, Marquis	11	2	2	4.0	—	—	—	—	—	—	—	1	—
29	Williams, Christen	8	4	—	4.0	—	—	—	—	—	—	—	1	—
18	Williams, Devin	5	—	4	4.0	—	—	—	—	—	—	—	—	—
3	Linzer, Markell	2	2	1	3.0	—	—	—	—	—	—	—	—	—
17	Randall III, Eric	6	2	1	3.0	—	—	—	—	—	—	—	—	—
TM	Team	12	3	—	3.0	—	—	—	—	—	—	1	—	—
23	Elder, Keilon	10	2	—	2.0	—	—	—	—	—	—	—	—	—
99	Nelson, Noah	5	1	1	2.0	—	—	—	—	—	—	—	1	—
40	Raymond, Ashton	2	2	—	2.0	—	—	—	—	—	—	—	—	—
1	Waters, JR	12	2	—	2.0	—	—	—	1	—	—	—	—	—
3	Bellazar, Jacoby	11	1	—	1.0	—	—	—	—	—	—	—	—	—
1C	Dicker, Nae'sean	1	—	1	1.0	0.5-1	—	—	—	—	—	—	—	—
93	Eaglin iii, James	5	—	1	1.0	—	—	—	—	—	—	—	—	—
85	Forrest, Tony	11	1	—	1.0	—	—	—	—	—	—	—	—	—
16	Foster, Louis	1	1	—	1.0	—	—	—	—	—	—	—	—	—
45	Frazier, Ricky	3	1	—	1.0	—	—	—	—	—	—	—	—	—
19	Guillard, Jalen	1	1	—	1.0	—	—	—	—	—	—	—	—	—
9	Hargrove, Ke'travion	11	1	—	1.0	—	—	—	—	—	—	—	—	—
47	Hoff, Payton	11	1	—	1.0	—	—	—	—	—	—	—	—	—
2	Johnson, Jalen	12	1	—	1.0	—	—	—	—	—	—	—	—	—
27	Johnson, Jay'Shaun	3	1	—	1.0	—	—	—	—	—	—	—	—	—
18	Knighten, Covadis	11	1	—	1.0	—	—	—	—	—	—	—	—	—
19	Lewis, Julien	9	1	—	1.0	—	—	—	—	—	—	—	—	—
13	Malone, Tydre	1	—	1	1.0	—	—	—	—	—	—	—	—	—
50	Martin, Tahj	12	1	—	1.0	—	—	—	—	—	—	—	—	—
34	Payne, Julian	1	—	1	1.0	—	—	—	—	—	—	—	—	—
58	Ratliff, Noah	1	1	—	1.0	—	—	—	—	—	—	—	—	—
97	Scott, Chris	1	1	—	1.0	—	—	—	—	—	—	—	—	—
5	Bailey, Deljay	7	—	—	—	—	—	—	—	—	—	—	—	—
0	Bradford, Tre	12	—	—	—	—	—	—	—	—	—	—	—	—

DEFENSIVE STATISTICS \\\\\\\\\\\\\\\\\\\\\\\\

6	Phillips, Tony	6	—	—	—	—	—	—	—	—	—	—	—	—
8	Robinson, Javon	12	—	—	—	—	—	—	—	—	—	—	—	—
10	Simmons, Khristopher	5	—	—	—	—	—	—	—	—	—	—	—	—
24	Talbert, Dedrick	11	—	—	—	—	—	—	—	—	—	—	—	—
17	Williams, Tylon	12	—	—	—	—	—	—	—	—	—	—	—	—
	Total	**12**	**422**	**377**	**799.0**	**90.0-357**	**26.0-197**	**15-86**	**22**	**20**	**12-159**	**10**	**7**	**—**
	Opponents	**12**	**428**	**312**	**740.0**	**86.0-391**	**26.0-220**	**12-144**	**31**	**52**	**4-0**	**12**	**2**	**1**

GAME 1 RECAP \\\\\\\\\\\\\\\\\\\\\\\\

LOUISIANA 40, GRAMBLING STATE 10

LAFAYETTE, La. | The Grambling State University football team put forth a valiant effort but couldn't upset FBS opponent Louisiana in head coach Mickey Joseph's debut, falling 40-10 on Saturday night at Cajun Field.

GSU (0-1) showed flashes of what could be, making big plays in spurts and coming up with defensive stops in the second half. The Tigers surrendered 30 points in the first half but played the Ragin' Cajuns tough in the season limited the UL to 10 points over the final two periods.

Starting quarterback Myles Crawley had an efficient night, going 19-for-28 for 166 yards and one interception. His top target was Nick Howard who snagged five passes for 68 yards.

Ke'Travion Hargrove led the GSU rushing attack with 61 yards on 12 carries.

Defensively, GSU newcomer Blake Davis had a solid night racking up a game-high eight total tackles with seven solo stops. He also had an interception and a sack.

Another positive note for the Tigers came in the penalty department. A year ago, GSU was the penalized team in the country, averaging 81.4 yards in penalties per game. On Saturday night, Grambling State committed just six penalties for just 25 yards.

"I was happy because they didn't quit and they fought to the end," said Joseph "I've got to do a better job of getting ourselves ready to play in games like this where you are playing up. Louisiana is a well-coached football team and they're postseason football team, but we still know we're a good football team."

Louisiana got things going early, moving into GSU territory on its first play from scrimmage, courtesy of a 50-yard completion by Harvey Broussard. A few plays later, the Ragin' Cajuns got on the board on a 6-yard run by Dre'lyn Wahsington to go up 7-0 with 9:04 to go in the first quarter.

The Ragin Cajuns made 14-0 after Ben Wooldrige found Broussard for 13-yard TD pass with 13:30 remaining in the half. UL pushed its lead to 30-0 heading into the half.

On Louisiana's first drive of the second half, Davis nabbed his first interception of the year, giving the Tigers the ball at their own 44-yard line. Grambling State couldn't convert the takeaway into points, however.

Following another UL touchdown, Grambling State puts its best drive of the game together going 75 yards in nine plays, culminated in a 1-yard touchdown gallop by Hargrove. That score made it a 37-7 game with 4:35 to go in the third quarter.

Trailing 40-7 with 1:55 remaining in the contest, Reed Harradine capped the scoring with a 50-yard field goal. It was the first time a Grambling State kicker made a field goal greater than 50 yards since Marc Orozco nailed 52-yard field goal against Alcorn State on Oct. 20, 2018.

Wooldridge paced Louisiana's passing game, throwing for 308 yards, three touchdowns and an interception on 25-of-33 passing.

Grambling (0-1 , 0-0) -vs- Louisiana (1-0 , 0-0)
08/31/2024 at LAFAYETTE, Louisiana (Cajun Field)

Date: 08/31/2024
Site: LAFAYETTE, Louisiana (Cajun Field)
Attendance: 23,107

Score By Quarters	1st	2nd	3rd	4th	Total
GSU	0	0	7	3	**10**
UL	7	23	7	3	**40**

Scoring Summary

Qtr	Time	Scoring Play	GSU	UL
1st	09:04	UL - Washington,Dre'lyn 6 yd run (Almendares,Kenneth kick), 8 plays, 82 yards, TOP 03:24	0	7
2nd	13:30	UL - Broussard,Harvey 13 yd pass from Wooldridge,Ben (Almendares,Kenneth kick) 12 plays, 69 yards, TOP 06:50	0	14
2nd	10:07	UL - Kibodi,Caleb 50 yd interception (Almendares,Kenneth kick)	0	21
2nd	04:06	UL - Smith,Tavion 56 yd pass from Wooldridge,Ben ( ) 6 plays, 89 yards, TOP 02:59	0	27
2nd	00:39	UL - Almendares,Kenneth 41 yd field goal 6 plays, 24 yards, TOP 01:09	0	30
3rd	08:46	UL - Carter,Terrance 10 yd pass from Wooldridge,Ben (Almendares,Kenneth kick) 7 plays, 79 yards, TOP 03:00	0	37
3rd	04:35	GSU - Hargrove,Ke'Travion 1 yd run (Harradine,Reed kick), 9 plays, 75 yards, TOP 04:11	7	37
4th	03:33	UL - Sterner,Tony 27 yd field goal 10 plays, 70 yards, TOP 05:52	7	40
4th	01:55	GSU - Harradine,Reed 50 yd field goal 5 plays, 32 yards, TOP 01:26	10	40

Kickoff Time: 07:03 PM **End of Game:** 10:05 PM **Duration:** 03:02
Referee: Pitts,Ted **Line Judge:** Quinn,Dion **Side Judge:** Kirkland,Brandon **Umpire:** Walker,Mark
Back Judge: Johnson,Wayne **Score Keeper:** **Linesman:** Godfrey,Richard **Field Judge:** Harris,Brandon
Weather: Sunny

Team Statistics	GSU	UL
FIRST DOWNS	12	24
Rushing	4	7
Passing	8	16
Penalty	0	1
NET YARDS RUSHING	75	118
Attempts	20	28
Avg. Per Rush	3.8	4.2
Rushing TDs	1	1
Yards Gained	91	129
Yds. Lost	16	11
NET YARDS Passing	166	363
Comp. - Att. - Int.	19-28-1	29-38-1
Avg. / Att.	5.9	9.6
Avg. / Comp.	8.7	12.5
TDs	0	3
TOTAL OFFENSE YARDS	241	481
Plays	48	66
Avg. / Play	5	7.3
Fumbles - Lost	0-0	1-0
Penalties - Yards	6-25	1-5
PUNTS-YARDS	5-213	0-0
Avg. / Punt	42.6	0
Net / Punt	43.4	NaN
Inside 20	3	0
50+ Yards	1	0
Touchbacks	0	0
Fair Catch	2	0
KICKOFFS-YARDS	3-195	8-474
Avg. Yards / Kickoff	65.0	59.3
Net Yards / Kickoff	40.7	49.6
Touchbacks	1	0
Fair Catch	0	62
RETURNS		
Punt: Total - Yards - TDs	0-0-0	2--4-0
Punt: Avg. / Return	NaN	-2.0
Kickoff: Total - Yards - TDs	5-77-0	2-53-0
Kickoff: Avg. / Return	15.4	26.5
INT: Total - Yards - TDs	1-0-0	1-50-1
Fumble: Total - Yards - TDs	0-0-0	0-0-0
MISCELLANEOUS		
Miscellaneous Yards	0	0
Possession Time	25:42	34:18
1st Quarter	6:16	8:44
2nd Quarter	9:22	5:38
3rd Quarter	5:56	9:04
4th Quarter	4:08	10:52
3rd Down Conversions	4 of 11	7 of 11
4th Down Conversions	0 of 0	0 of 1
Red-Zone Scores-Chances	1-1	4-5
Touchdowns	1-1	3-5
Field Goals	0-1	1-5
Sacks: Total - Yards	1-5	0-0
PAT: Total - Made	1-1	4-4
Field Goals: Total - Made	1-2	2-2

GAME 2 \\\\\\\\\\\\\\\\\\\\\\\\

GRAMBLING STATE 37, TUSKEGEE 20

GRAMBLING, La. | Grambling State University starting quarterback Myles Crawley had a career day on Saturday afternoon at Eddie G. Robinson memorial Stadium, throwing for a career-high 304 yards with four touchdowns in GSU's 37-20 win over Tuskegee.

GSU improved to 1-1 on the year while TU fell to 0-2.

The redshirt-senior from Lithonia, Ga. lit the Golden Tigers defense up, going 16-of-26 in two and a half quarter of work.

Grambling State's Brenden Barley picked off Tuskegee's Christopher Roberson on the Golden Tigers' first drive of the game, setting GSU up at the TU 24-yard line. Three plays later, Crawley connected with tight end CJ Knighten for a 2-yard TD pass. It was Knighten's first collegiate TD ctahc.

The extra point was missed wide left, giving Grambling State a 6-0 lead with 11:44 on the clock.

GSU pushed its lead to 13-0 when Crawley connected with Nick Howard for a 9-yard score with 8:38 remaining in the first quarter.

Marcellius Johnson came up with GSU's second INT of the day near the end of the first quarter, giving the Tigers great field position at the TU 35-yard line. After a 27-yard reception by Javon Robinson gave GSU a first and goal at the 4-yard line. Freshman running back Tony Phillips scored his first career touchdown with a 4-yard TD reception, extending Grambling's advantage to 20-0 with 13:27 left in the half.

On Tuskegee's ensuing drive, the Golden Tigers drove to the GSU 5-yard line. The Grambling State defense stood tall, forcing a field goal attempt that TU's Lorcan Ryans would miss wide left.

Reed Harradine made it a 23-0 game with a 36-yard field goal with 2:38 to go until the break. Grambling State quickly made it 30-0 when Crawley connected with Javon Robinson for a 53-yard TD pass at the 1:32 mark.

GSU stretched the lead to 37-0 when Bryce Cage forced a fumble on a sack with Josh Darling scooping it up and returning it 45 yards for another GSU TD. Grambling carried a 37-3 lead heading into the half as TU tacked on a field goal as time expired.

Crawley finished the first half going 14-of-22 for 297 yards and four touchdowns. Robinson was equally as spectacular catching four passes for 151 yards before halftime. His 151-yard performance was also a career-best.

The second half was quieter for GSU. Tuskegee outscored Grambling State 17-0 in over the final two quarters of play. The Golden Tigers scored its final touchdown of the game when Raequan Beal found Rodricus Magee for a 15-yard touchdown with 35 seconds to play. Grambling State gained 384 yards of total offense with 322 coming through the air.

Defensively, Andrew Jones led the charge with 11 total tackles, six solo stops, two tackles for loss and 0.5 sacks.

Tuskegee (0-2 , 0-0) -vs- Grambling (1-1 , 0-0)
09/07/2024 at , (Robinson)

Date: 09/07/2024
Site: , (Robinson)
Attendance: 9,247

Score By Quarters	1st	2nd	3rd	4th	Total
TUS	0	3	7	10	**20**
GSU	13	24	0	0	**37**

Scoring Summary

Qtr	Time	Scoring Play	TUS	GSU
1st	11:44	GSU - Knighten,Covadis 2 yd pass from Crawley,Myles ( ) 3 plays, 18 yards, TOP 01:10	0	6
1st	08:38	GSU - Howard,Nick 9 yd pass from Crawley,Myles (Harradine,Reed kick) 5 plays, 72 yards, TOP 02:08	0	13
2nd	13:27	GSU - Phillips,Tony 4 yd pass from Crawley,Myles (Harradine,Reed kick) 4 plays, 35 yards, TOP 02:13	0	20
2nd	02:38	GSU - Harradine,Reed 36 yd field goal 11 plays, 61 yards, TOP 05:06	0	23
2nd	01:32	GSU - Robinson,Javon 53 yd pass from Crawley,Myles (Harradine,Reed kick) 1 plays, 53 yards, TOP 00:11	0	30
2nd	00:28	GSU - Darling,Josh 45 yd fumble recovery (Harradine,Reed kick)	0	37
2nd	00:00	TUS - Ryans,Lorcan 36 yd field goal 4 plays, 56 yards, TOP 00:28	3	37
3rd	12:25	TUS - Morris,Johnny 13 yd run (Ryans,Lorcan kick), 8 plays, 75 yards, TOP 02:35	10	37
4th	04:48	TUS - Ryans,Lorcan 47 yd field goal 5 plays, 30 yards, TOP 02:59	13	37
4th	00:35	TUS - Magee,Rodricus 15 yd pass from Beal,Raequan (Ryans,Lorcan kick) 7 plays, 63 yards, TOP 02:34	20	37

Kickoff Time: 06:06 PM **End of Game:** 09:49 PM **Duration:** 03:43
Referee: Clipper,Preston **Line Judge:** McLaurin,Willie **Side Judge:** Dillon,Ashton **Umpire:** Harris,Daniel
Back Judge: Keyes,Robert **Score Keeper:** **Linesman:** Combs,Torey **Field Judge:** Colston,Charles
Weather: Sunny

Team Statistics	TUS	GSU
FIRST DOWNS	23	14
Rushing	7	6
Passing	12	8
Penalty	4	0
NET YARDS RUSHING	105	62
Attempts	30	26
Avg. Per Rush	3.5	2.4
Rushing TDs	1	0
Yards Gained	144	119
Yds. Lost	39	57
NET YARDS Passing	275	322
Comp. - Att. - Int.	21-39-2	18-30-0
Avg. / Att.	7.1	10.7
Avg. / Comp.	13.1	17.9
TDs	1	4
TOTAL OFFENSE YARDS	380	384
Plays	69	56
Avg. / Play	5.5	6.9
Fumbles - Lost	1-1	3-0
Penalties - Yards	5-45	16-166
PUNTS-YARDS	6-216	6-249
Avg. / Punt	36	41.5
Net / Punt	30.3	41.5
Inside 20	2	1
50+ Yards	0	0
Touchbacks	1	0
Fair Catch	2	6
KICKOFFS-YARDS	4-222	7-446
Avg. Yards / Kickoff	55.5	63.7
Net Yards / Kickoff	38.0	44.7
Touchbacks	0	4
Fair Catch	0	0
RETURNS		
Punt: Total - Yards - TDs	0-0-0	2-14-0
Punt: Avg. / Return	NaN	7.0
Kickoff: Total - Yards - TDs	3-53-0	4-70-0
Kickoff: Avg. / Return	17.7	17.5
INT: Total - Yards - TDs	0-0-0	2-15-0
Fumble: Total - Yards - TDs	0-0-0	1-45-1
MISCELLANEOUS		
Miscellaneous Yards	0	0
Possession Time	30:25	29:35
1st Quarter	6:34	8:26
2nd Quarter	8:10	6:50
3rd Quarter	6:43	8:17
4th Quarter	8:58	6:02
3rd Down Conversions	5 of 17	4 of 12
4th Down Conversions	0 of 0	0 of 0
Red-Zone Scores-Chances	3-4	4-4
Touchdowns	2-4	3-4
Field Goals	1-4	1-4
Sacks: Total - Yards	2-29	2-22
PAT: Total - Made	2-2	4-5
Field Goals: Total - Made	2-3	1-2

GAME 3 \\\\\\\\\\\\\\\\\\\\\\\\

GRAMBLING STATE 35, EAST TEXAS A&M 28 (OT)

COMMERCE, Texas | The Grambling State University football team used several key defensive stops and a late touchdown to force overtime and defeat Texas A&M-Commerce 35-28 on Saturday night at Memorial Stadium.

Grambling State improved to 2-1 — the first time GSU has started a season with a 2-1 record since 2017. Texas A&M-Commerce dropped to 0-3.

The GSU defense came up big, forcing six turnovers on the day. Patrick Marshall came up with biggest takeaway of the day, picking off a pass on TAMUC's first possession of the extra period.

Grambling State's offense struggled with inconsistency but made crucial plays when the Tigers needed it. Starting quarterback Myles Crawley was 14-of-30 for 125 yards, two touchdowns and two interceptions.

Tre Bradford led the Tigers' running game with 73 yards and two scores on 15 carries.

The Grambling State defense forced three turnovers within the Lions' first four possessions. Brenden Barley picked off Lions' QB Ron Peace, setting the G-Men up with a first and 10 at the TAMUC 23-yard line with 12:16 on the clock. A missed 40-yard field goal attempt kept the score tied 0-0.

Another interception by Markel Linzer set the Tigers up their own 45-yard line. Grambling State's offense once again couldn't convert that takeaway into points.

GSU's defense took matters into hands on the next Texas A&M-Commerce drive when Marshall forced a fumble and Blake Davis scooped it up and returned it for a 35-yard touchdown. GSU nabbed a 6-0 lead after the PAT was missed wide right with 6:43 to go in the opening quarter.

TAMUC responded with a 69-yard touchdown by B.K. Jackson, giving the Lions a 7-6 lead at the 6:02 mark.

GSU's Caleb-Lee Collins picked another TAMUC pass at the Lions 25 yard-line with 14:19 to go until halftime. A few plays later, GSU's offense converted the turnover into a TD when Crawley found Jacoby Bellazar for a 10-yard TD. Grambling converted a two-point conversion to take a 14-7 lead.

After back-to-back TD drives for the Lions, Bellazar set GSU up in prime territory with a kickoff return to the TAMUC 41-yard line. On first down, Tre Bradford kicked into high gear, sprinting 41 yards for another Tiger TD, tying the game 21-21 4:17 on the clock.

Both teams went into the half tied at 21.

GSU's defense nabbed its fifth takeaway when David Jones forced another TAMUC fumble at the 50 yard line on the Lions opening possession of the second half. However, GSU gave the ball right back when the Lions' Jaden Rios picked off Crawley at the GSU 44-yard line.

After driving inside the Tigers' 5-yard line, TAMUC took a 28-21 lead Braxton Garmon carried the ball into the end zone for a 3-yard score with 8:56 to go in the third quarter.

Grambling State had an opportunity to tie the game at the beginning of the fourth quarter, but a fumble at the 1-yard line by Hargrove gave the Lions a first down at their own 20-yard line with 14:01 to play.

Texas A&M tried to put the game away but going for a fourth down conversion with 3:41 to play and the ball resting at the GSU 26 yard, but linebacker Andrew Jones came up with a clutch tackle to give the Tigers the ball back.

A 27-yard touchdown catch by Nicholas Howard capped off a 6-play, 75-yard drive to tie the game 28-28 with 1:18 left in regulation.

In overtime, with Grambling State need seven yards on third down, Ke'Travion Hargrove made a 17-yard reception inside the 5-yard line to set up first and goal. Bradford finished the drive with a 3-yard TD run giving the Tigers a 35-28 advantage.

On the Lions first play of overtime, Marshall made an interception at the 15-yard line to preserve the win.

Grambling (2-1 , 0-0) -vs- Texas A&M-Commerce (0-3 , 0-0)
09/14/2024 at Commerce, Texas (Ernest Hawkins Field at Memorial Stadium)

Date: 09/14/2024
Site: Commerce, Texas (Ernest Hawkins Field at Memorial Stadium)
Attendance: 5,944

Score By Quarters	1st	2nd	3rd	4th	OT	Total
GSU	6	15	0	7	7	**35**
AMC	7	14	7	0	0	**28**

Scoring Summary

Qtr	Time	Scoring Play	GSU	AMC
1st	06:43	GSU - Davis,Blake 35 yd fumble recovery ( )	6	0
1st	06:02	AMC - Jackson,BK 69 yd run (Jackson,Luke kick), 2 plays, 75 yards, TOP 00:41	6	7
2nd	12:56	GSU - Bellazar,Jacoby 10 yd pass from Crawley,Myles (Bellazar,Jacoby pass) 3 plays, 17 yards, TOP 01:15	14	7
2nd	07:27	AMC - Jackson,BK 9 yd run (Jackson,Luke kick), 10 plays, 65 yards, TOP 05:29	14	14
2nd	04:41	AMC - McMillian,JaiSean 5 yd run (Jackson,Luke kick), 3 plays, 45 yards, TOP 01:09	14	21
2nd	04:17	GSU - Bradford,Tre 41 yd run (Harradine,Reed kick), 1 plays, 41 yards, TOP 00:12	21	21
3rd	08:56	AMC - Garmon,Braxton 3 yd run (Jackson,Luke kick), 7 plays, 44 yards, TOP 04:03	21	28
4th	01:18	GSU - Howard,Nicholas 27 yd pass from Crawley,Myles (Harradine,Reed kick) 6 plays, 75 yards, TOP 02:26	28	28
OT	00:00	GSU - Bradford,Tre 3 yd run (Harradine,Reed kick), 5 plays, 25 yards, TOP 00:00	35	28

Kickoff Time: 06:04 PM **End of Game:** 09:41 PM **Duration:** 03:36
Referee: Bourgeois,Ed **Line Judge:** Brown,Trent **Side Judge:** Parks,Joseph **Umpire:** Woodburn,Kelvin
Back Judge: Williams,Julius **Score Keeper:** **Linesman:** Branch,Glen **Field Judge:** McCrary,Jade
Temperature: 91 **Wind:** E 11mph **Weather:** Sunny

Team Statistics	GSU	AMC
FIRST DOWNS	13	19
Rushing	6	11
Passing	6	7
Penalty	1	1
NET YARDS RUSHING	117	267
Attempts	34	54
Avg. Per Rush	3.4	4.9
Rushing TDs	2	4
Yards Gained	139	289
Yds. Lost	22	22
NET YARDS Passing	130	152
Comp. - Att. - Int.	15-32-2	14-28-4
Avg. / Att.	4.1	5.4
Avg. / Comp.	8.7	10.9
TDs	2	0
TOTAL OFFENSE YARDS	247	419
Plays	66	82
Avg. / Play	3.7	5.1
Fumbles - Lost	2-1	2-2
Penalties - Yards	10-66	6-51
PUNTS-YARDS	9-355	5-180
Avg. / Punt	39.4	36
Net / Punt	38.2	36.0
Inside 20	2	3
50+ Yards	0	0
Touchbacks	0	0
Fair Catch	5	2
KICKOFFS-YARDS	5-312	5-318
Avg. Yards / Kickoff	62.4	63.6
Net Yards / Kickoff	50.4	34.6
Touchbacks	3	1
Fair Catch	24	0
RETURNS		
Punt: Total - Yards - TDs	0-0-0	2-11-0
Punt: Avg. / Return	NaN	5.5
Kickoff: Total - Yards - TDs	4-125-0	0-0-0
Kickoff: Avg. / Return	31.3	NaN
INT: Total - Yards - TDs	4-25-0	2-9-0
Fumble: Total - Yards - TDs	1-35-1	0-0-0
MISCELLANEOUS		
Miscellaneous Yards	0	0
Possession Time	25:45	34:15
1st Quarter	8:41	6:19
2nd Quarter	3:42	11:18
3rd Quarter	7:23	7:37
4th Quarter	5:59	9:01
3rd Down Conversions	4 of 15	5 of 17
4th Down Conversions	0 of 0	2 of 5
Red-Zone Scores-Chances	2-3	3-3
Touchdowns	2-3	3-3
Field Goals	0-3	0-3
Sacks: Total - Yards	2-11	2-12
PAT: Total - Made	3-4	4-4
Field Goals: Total - Made	0-1	0-0

GAME 4 \\\\\\\\\\\\\\\\\\\\\\\\

GRAMBLING STATE 41, JACKASON STATE 20

GRAMBLING, La. | In front of a crowd of 19,085, the Grambling State University football team sailed past Jackson State for a 41-20 victory at Eddie G. Robinson Memorial Stadium on Saturday night.

The story of the night was the opportunistic defense for GSU (3-1). Grambling State's defensive unit forced five turnovers and scored two touchdowns in the win. It was the fourth consecutive game that GSU registered a takeaway and the third game in a row that the defense scored a touchdown.

GSU's defense which leads the nation in interceptions, takeaways, and defensive touchdowns, surrendered 438 yards of total offense. JSU (2-2) put up 279 passing yards, with touchdown passes of 70 and 66 yards.

Andrew Jones, who was named the SWAC Defensive Player of the Week earlier in the week, had another big game making a team-high 11 total tackles with six solo stops. He also registered a sack and with 2.5 TFLs.

Offensively, Grambling put up 271 yards of offense. Myles Crawley completed 16-of-28 passes for 167 yards and a touchdown. His top target was Javon Robinson who made five receptions for 44 yards.

Ke'Travion "Bull" Hargrove led the GSU ground attack, rushing for 81 yards and two TDs on 12 carries. As a team, Grambling ran for 104 yards.

Grambling State got things started quickly driving 77 yards in eight plays on its first drive to take a 7-0 lead with 12:01 on the clock. The score was set up by a pair of big gains by Hargrove. On first and 10 from its own 34-yard line, a 36-yard run put Hargrove moved the into JSU territory and the 30-yard line. Hargrove caught a short pass that he turned into a 20-yard gain, giving GSU 1st and goal at the 10-yard line. On 3rd and goal, Hargrove carried the ball into the end zone for a 7-yard score.

After forcing a Jackson State punt, Grambling's JR Waters caught a 22-yard TD pass from Crawley, giving GSU a 14-0 cushion heading into the second quarter.

Leading 14-13 with 57 seconds remaining in the first half, GSU's Caleb Lee-Collins stepped in front of Cam'Ron McCoy's pass and turned it into a 22-yard pick six, giving GSU a 21-13 lead a halftime.

JSU cut the lead down to 21-20 on a 66-yard touchdown throw from Jacobian Morgan to Ja'Naylon Dupree with 3:23 left in the third quarter. On Jackson State's next drive, Morgan fumbled on JSU's 4-yard line and Patrick Marshall fell on top of it in the end zone for another GSU touchdown, making it 28-20 with 42 seconds left in the third.
Grambling State forced another turnover on Jackson State's ensuing possession when Brenden Barley picked off Morgan at the JSU 38-yard line. It was Barley's nation-leading third interception of the season.

GSU converted that turnover into points when Hargrove scored a 1-yard TD to put GSU ahead 35-20 with 13:19 remaining in the game.

Kicker Reed Harradine wrapped up the scoring by drilling field goals of 29 and 32 yards.

Jackson St. (2-2 , 0-0) -vs- Grambling (3-1 , 0-0)
09/21/2024 at Grambling, Louisiana (Robinson)

Date: 09/21/2024
Site: Grambling, Louisiana (Robinson)
Attendance: 19,085

Score By Quarters	1st	2nd	3rd	4th	Total
JSU	0	13	7	0	**20**
GSU	14	7	7	13	**41**

Scoring Summary

Qtr	Time	Scoring Play	JSU	GSU
1st	12:01	GSU - Hargrove,Ke'Travion 7 yd run (Harradine,Reed kick), 7 plays, 77 yards, TOP 02:52	0	7
1st	05:36	GSU - Waters,JR 22 yd pass from Crawley,Myles (Harradine,Reed kick) 8 plays, 49 yards, TOP 04:05	0	14
2nd	12:32	JSU - Fortilien,Joanes 70 yd pass from McCoy,Cam'Ron (Baeza,Gerardo kick) 1 plays, 70 yards, TOP 00:12	7	14
2nd	02:20	JSU - Terrell Jr.,Travis 33 yd run ( ), 8 plays, 75 yards, TOP 03:38	13	14
2nd	00:47	GSU - Lee-Collins,Caleb 22 yd interception (Harradine,Reed kick)	13	21
3rd	03:23	JSU - Dupree,Ja'Naylon 66 yd pass from Morgan,Jacobian (Baeza,Gerardo kick) 5 plays, 90 yards, TOP 01:56	20	21
3rd	00:42	GSU - Marshall,Patrick 4 yd fumble recovery (Harradine,Reed kick)	20	28
4th	13:19	GSU - Hargrove,Ke'Travion 1 yd run (Harradine,Reed kick), 4 plays, 13 yards, TOP 01:41	20	35
4th	04:30	GSU - Harradine,Reed 29 yd field goal 6 plays, 14 yards, TOP 03:29	20	38
4th	01:08	GSU - Harradine,Reed 32 yd field goal 4 plays, 6 yards, TOP 01:52	20	41

Kickoff Time: 06:03 PM **End of Game:** 09:41 PM **Duration:** 03:38
Referee: Pinkard,Nathan **Line Judge:** Fleming,Corey **Side Judge:** Copeland,Cecil **Umpire:** Demerson,Chis
Back Judge: Hamilton,Larry **Score Keeper:** **Linesman:** Ford,Talmadge **Field Judge:** Morgan,Martin
Temperature: 92 **Wind:** SE 4mph **Weather:** Sunny

Team Statistics	JSU	GSU
FIRST DOWNS	16	17
Rushing	8	6
Passing	8	8
Penalty	0	3
NET YARDS RUSHING	159	104
Attempts	31	39
Avg. Per Rush	5.1	2.7
Rushing TDs	1	2
Yards Gained	190	138
Yds. Lost	31	34
NET YARDS Passing	279	167
Comp. - Att. - Int.	13-29-2	16-28-0
Avg. / Att.	9.6	6.0
Avg. / Comp.	21.5	10.4
TDs	2	1
TOTAL OFFENSE YARDS	438	271
Plays	60	67
Avg. / Play	7.3	4
Fumbles - Lost	4-3	0-0
Penalties - Yards	11-111	4-25
PUNTS-YARDS	4-102	6-245
Avg. / Punt	25.5	40.8
Net / Punt	25.5	40.3
Inside 20	1	4
50+ Yards	0	0
Touchbacks	0	0
Fair Catch	1	2
KICKOFFS-YARDS	4-248	8-496
Avg. Yards / Kickoff	62.0	62.0
Net Yards / Kickoff	39.8	45.6
Touchbacks	0	2
Fair Catch	0	0
RETURNS		
Punt: Total - Yards - TDs	2-3-0	0-0-0
Punt: Avg. / Return	1.5	NaN
Kickoff: Total - Yards - TDs	5-91-0	4-89-0
Kickoff: Avg. / Return	18.2	22.3
INT: Total - Yards - TDs	0-0-0	2-47-1
Fumble: Total - Yards - TDs	0-0-0	1-4-1
MISCELLANEOUS		
Miscellaneous Yards	0	0
Possession Time	25:12	34:48
1st Quarter	7:56	7:04
2nd Quarter	6:35	8:25
3rd Quarter	6:21	8:39
4th Quarter	4:20	10:40
3rd Down Conversions	3 of 12	4 of 14
4th Down Conversions	1 of 3	0 of 0
Red-Zone Scores-Chances	0-0	5-7
Touchdowns	0-0	3-7
Field Goals	0-0	2-7
Sacks: Total - Yards	2-15	2-16
PAT: Total - Made	2-2	5-5
Field Goals: Total - Made	0-0	2-3

GAME 5 \\\\\\\\\\\\\\\\\\\\\\\\

GRAMBLING STATE 34, PRAIRIE VIEW A&M 36 (5OT)

DALLAS, Texas | The Grambling State University football team dropped its Southwestern Athletic Conference (SWAC) opener to Prairie View A&M, 36-34, in a five-overtime marathon on Saturday evening in the 99th State Fair Classic at the Cotton Bowl Stadium.

GSU (3-2 overall, 0-1 SWAC) led 17-7 at halftime, but couldn't find its rhythm in the second half, allowing PVAMU (2-3, 1-2) to rally back for its first conference win of the year.

Offensively, Grambling State out-gained Prairie View A&M 386 to 303. Starting quarterback Myles Crawley accumulated 286 of those yards through the air. He completed 29-of-48 passes with two touchdowns and two interceptions.

Crawleys top targets were Javon Robinson and Julien Lewis who both caught six passes. Robinson had 48 receiving yards while Lewis had 47.

Ke'Travion "Bull" Hargrove ran for 61 yards on 15 carries. Dedrick Talbert and Tre Bradford accounted for the rushing touchdowns for the Tigers with Talbert running for 36 yards and a score on three touches and Bradford rushing for eight yards and a score.

Andrew Jones once again led the GSU defense in tackles with 11 total stops, three solo tackles and one tackle for loss.

Grambling State got the scoring started in the second quarter when Crawley connected with Khris Simmons for a 23-yard touchdown, giving GSU a 7-0 lead with 14:52 to go in the half. It was Simmons' first TD reception of the season.

Prairie View A&M responded two drives later with a 1-yard run by Lamagea McDowell, tying the game 7-7 with 8:46 remaining in the half.

With 6:26 on the clock, Caleb Lee-Collins picked off PVAMU's Cameron Peters at the GSU 49-yard line. That takeaway led to another GSU TD; a 9-yard gallop by Tre Bradford, making it 14-7 Tigers with 4:18 left until halftime.

Reed Harradine's 29-yard field goal with four seconds left in the half gave GSU a 17-7 cushion heading into the break.

The Panthers pulled within a touchdown, 17-10, on their first drive of the second half on a 42-yard field goal by Guillermo at the 9:47 mark.

After PVAMU's Cameron Franklin intercepted Crawley's pass to Jacoby Bellazar at the GSU 37-yard line with 2:07 remaining in the third quarter, the Panthers utilized the short field, eventually scoring on a 9-yard run by quarterback Jaden Johnson and tying the game 17-17 with 13:50 remaining regulation.

Prairie View A&M picked off another pass when JR Coleman snagged an errant throw and set the Panthers up at the GSU 39 yard-line with 9:52 left. PVAMU immediately made GSU pay on a 39-yard TD run by Connor Wisham, giving the Panthers their first lead of the day, 24-17.

Grambling State tied the game on its final drive of regulation, moving the ball to the Panther's 47-yard line. No play, however, was bigger than Marquise Harris helping GSU convert a 4th and 18 but making a 38-yard reception near the Tigers' sideline to keep game alive and giving GSU 1st and goal at the 9-yard line.

Two plays later, Crawley tossed the game-tying touchdown, a 12-yard strike, to a wide-open Jalen Johnson with 38 seconds to go.

In the first overtime, Grambling State started on offense. On third down from the PVAMU 16 yard, Talbert scampered into the end zone to GSU a 31-24 lead.

PVAMU responded with a 4-yard TD pass to Jaden Jonson to send the game to a second overtime period.

After trading field goals in the second OT, both defenses would make big stops to keep the game alive.

In the fifth OT, after GSU's offense was stopped, Grambling State's defense seemingly made another stop, but pass interference set the Panthers up just outside the 1-yard line. McDowell burst into the end zone for the game winner.

Prairie View (2-3 , 1-2) -vs- Grambling (3-2 , 0-1)
09/28/2024 at Dallas, Texas (Cotton Bowl)

Date: 09/28/2024
Site: Dallas, Texas (Cotton Bowl)
Attendance: 52,323

Score By Quarters	1st	2nd	3rd	4th	OT	OT	OT	OT	OT	Total
PVU	0	7	3	14	7	3	0	0	2	**36**
GSU	0	17	0	7	7	3	0	0	0	**34**

Scoring Summary

Qtr	Time	Scoring Play	PVU	GSU
2nd	14:52	GSU - Simmons,Khristopher 23 yd pass from Crawley,Myles (Harradine,Reed kick) 10 plays, 74 yards, TOP 04:39	0	7
2nd	08:46	PVU - McDowell,Lamagea 1 yd run (Garcia Rodriguez,Guillermo kick), 4 plays, 40 yards, TOP 02:06	7	7
2nd	04:18	GSU - Bradford,Tre 9 yd run (Harradine,Reed kick), 6 plays, 51 yards, TOP 02:08	7	14
2nd	00:04	GSU - Harradine,Reed 29 yd field goal 12 plays, 40 yards, TOP 02:54	7	17
3rd	09:47	PVU - Garcia Rodriguez,Guillermo 42 yd field goal 11 plays, 50 yards, TOP 05:13	10	17
4th	13:50	PVU - Johnson,Jaden 9 yd run (Garcia Rodriguez,Guillermo kick), 6 plays, 37 yards, TOP 03:17	17	17
4th	09:43	PVU - Wisham,Connor 39 yd run (Garcia Rodriguez,Guillermo kick), 1 plays, 39 yards, TOP 00:09	24	17
4th	00:38	GSU - Johnson,Jalen 12 yd pass from Crawley,Myles (Harradine,Reed kick) 10 plays, 82 yards, TOP 02:20	24	24
OT	00:00	GSU - Talbert,Dedrick 16 yd run (Harradine,Reed kick), 3 plays, 25 yards, TOP 00:00	24	31
OT	00:00	PVU - Savage,Shemar 4 yd pass from Johnson,Jaden (Garcia Rodriguez,Guillermo kick) 6 plays, 25 yards, TOP 00:00	31	31
OT	00:00	PVU - Garcia Rodriguez,Guillermo 35 yd field goal 4 plays, 7 yards, TOP 00:00	34	31
OT	00:00	GSU - Harradine,Reed 36 yd field goal 4 plays, 6 yards, TOP 00:00	34	34

Team Statistics	PVU	GSU
FIRST DOWNS	18	22
Rushing	6	6
Passing	9	12
Penalty	3	4
NET YARDS RUSHING	118	100
Attempts	39	34
Avg. Per Rush	3.0	2.9
Rushing TDs	3	2
Yards Gained	171	131
Yds. Lost	53	31
NET YARDS Passing	185	286
Comp. - Att. - Int.	19-29-1	29-48-2
Avg. / Att.	6.4	6.0
Avg. / Comp.	9.7	9.9
TDs	1	2
TOTAL OFFENSE YARDS	303	386
Plays	68	82
Avg. / Play	4.5	4.7
Fumbles - Lost	2-0	2-0
Penalties - Yards	11-95	7-75
PUNTS-YARDS	6-229	5-202
Avg. / Punt	38.2	40.4
Net / Punt	30.7	38.0
Inside 20	1	3
50+ Yards	0	1
Touchbacks	1	0
Fair Catch	2	2
KICKOFFS-YARDS	5-310	5-324
Avg. Yards / Kickoff	62.0	64.8
Net Yards / Kickoff	43.4	44.6
Touchbacks	3	4
Fair Catch	0	0
RETURNS		
Punt: Total - Yards - TDs	2-12-0	2-25-0
Punt: Avg. / Return	6.0	12.5
Kickoff: Total - Yards - TDs	1-21-0	2-33-0
Kickoff: Avg. / Return	21.0	16.5
INT: Total - Yards - TDs	2-44-0	1-0-0
Fumble: Total - Yards - TDs	0-0-0	0-0-0
MISCELLANEOUS		
Miscellaneous Yards	24	0
Possession Time	29:00	31:00
1st Quarter	5:42	9:18
2nd Quarter	5:56	9:04
3rd Quarter	9:55	5:05
4th Quarter	7:27	7:33
3rd Down Conversions	5 of 14	7 of 19
4th Down Conversions	0 of 1	1 of 2
Red-Zone Scores-Chances	5-5	5-5
Touchdowns	3-5	3-5
Field Goals	2-5	2-5
Sacks: Total - Yards	3-15	1-5
PAT: Total - Made	4-4	4-4
Field Goals: Total - Made	2-2	2-3

GAME 6 \\\\\\\\\\\\\\\\\\\\\\\\

ALCORN STATE 17, GRAMBLING STATE 15

GRAMBLING, La. | Alcorn State's Noah Kiani's game-winning 27-yard field goal late in the fourth quarter was enough to hand Grambling State a 17-15 loss at Eddie G. Robinson Memorial Stadium on Saturday afternoon.

GSU (3-3 overall, 0-2 SWAC) was plagued by missed opportunities on offense. The Tigers struggled to convert trips to the red zone into touchdowns, scoring two field goals and one touchdown on four possessions inside the redzone.

Grambling State quarterback Myles Crawley was 16-for-28 for 149 yards and one interception. Saturday snapped Crawley's four-game streak of throwing at least one touchdown. Crawley was also sacked four times.

GSU found some success on the ground, rushing for 157 yards. The Tigers had three running backs run for over 50 yards. Tre Bradford led the way with 58 yards on 11 carries. Dedrick Talbert added 52 yards a touchdown on 11 attempts and Bull Hargrove toted the ball for 50 yards on nine touches.

Defensively, Grambling State gave up 335 yards of total offense. Linebacker Andrew Jones led the Tigers with 11 total tackles with five solo stops. Blake Davis nabbed an interception in the second quarter. He finished with eight total tackles.

Alcorn State got on the scoreboard first with Jacorian Sewell broke loose for a 65-yard touchdown run, giving the Braves a 7-0 lead with 6:21 left in the first quarter.

Reed Harradine gave GSU its first points of the day when connected on a 30-yard field goal on the Tigers' ensuing drive. Harradine made it a 7-6 game when he knocked 22-yard field goal with 10:53 remaining in the second quarter.

ASU stretched its advantage to 14-6 when quarterback Xzavier Vaughn found Stemarion Edwards for a 75-yard score with 9:32 remaining until halftime.

Grambling State pulled within two points of Alcorn State 38 seconds left in the third quarter when Talbert capped a 12-play, 63-yard drive with a 3-yard run. The two-point conversion attempt failed, making it a 14-12 game.

Harradine gave GSU its only lead of the game when he drilled a 44-yard field goal with 10:53 to go in the contest.

Alcorn State starting quarterback Xzavier Vaughn 10-for-18 for 149 yards with one touchdown and one interception. Jacorian Sewell ran for 102 yards and a touchdown on 13 carries.

Alcorn (4-3 , 3-0) -vs- Grambling (3-3 , 0-2)
10/12/2024 at , Louisiana (Robinson)

Date: 10/12/2024
Site: , Louisiana (Robinson)
Attendance: 7,580

Score By Quarters	1st	2nd	3rd	4th	Total
ALC	7	7	0	3	**17**
GSU	3	3	6	3	**15**

Scoring Summary

Qtr	Time	Scoring Play	ALC	GSU
1st	06:21	ALC - Sewell,Jacorian 63 yd run (Kiani,Noah kick), 2 plays, 76 yards, TOP 00:39	7	0
1st	01:58	GSU - Harradine,Reed 30 yd field goal 11 plays, 65 yards, TOP 04:17	7	3
2nd	10:53	GSU - Harradine,Reed 22 yd field goal 7 plays, 15 yards, TOP 03:12	7	6
2nd	09:32	ALC - Warren,Tyran 73 yd pass from Vaughn,Xzavier (Kiani,Noah kick) 3 plays, 75 yards, TOP 01:21	14	6
3rd	00:38	GSU - Talbert,Dedrick 3 yd run ( ), 12 plays, 63 yards, TOP 05:25	14	12
4th	10:58	GSU - Harradine,Reed 44 yd field goal 7 plays, 21 yards, TOP 03:06	14	15
4th	00:07	ALC - Kiani,Noah 27 yd field goal 10 plays, 52 yards, TOP 03:19	17	15

Kickoff Time: 02:08 PM **End of Game:** 05:46 PM **Duration:** 03:37
Referee: Walker,Jarvis **Line Judge:** Williamson,Maili **Side Judge:** Hay,Ben **Umpire:** Gillis,Mario
Back Judge: Maher,Chris **Score Keeper:** **Linesman:** Morton,Craig **Field Judge:** Stansell,Nicholas
Temperature: 85 **Wind:** SW 5mph **Weather:** Sunny

Team Statistics	ALC	GSU
FIRST DOWNS	17	16
Rushing	7	8
Passing	9	7
Penalty	1	1
NET YARDS RUSHING	156	157
Attempts	34	43
Avg. Per Rush	4.6	3.7
Rushing TDs	1	1
Yards Gained	189	209
Yds. Lost	33	52
NET YARDS Passing	179	149
Comp. - Att. - Int.	14-24-1	16-28-1
Avg. / Att.	7.5	5.3
Avg. / Comp.	12.8	9.3
TDs	1	0
TOTAL OFFENSE YARDS	335	306
Plays	58	71
Avg. / Play	5.8	4.3
Fumbles - Lost	4-1	2-1
Penalties - Yards	8-75	7-80
PUNTS-YARDS	6-243	5-189
Avg. / Punt	40.5	37.8
Net / Punt	29.3	31.6
Inside 20	2	0
50+ Yards	1	0
Touchbacks	1	0
Fair Catch	2	1
KICKOFFS-YARDS	4-221	5-324
Avg. Yards / Kickoff	55.3	64.8
Net Yards / Kickoff	38.3	47.8
Touchbacks	0	4
Fair Catch	0	0
RETURNS		
Punt: Total - Yards - TDs	1-31-0	2-47-0
Punt: Avg. / Return	31.0	23.5
Kickoff: Total - Yards - TDs	1-5-0	3-68-0
Kickoff: Avg. / Return	5.0	22.7
INT: Total - Yards - TDs	1-21-0	1-0-0
Fumble: Total - Yards - TDs	0-0-0	0-0-0
MISCELLANEOUS		
Miscellaneous Yards	-7	0
Possession Time	27:01	32:59
1st Quarter	5:51	9:09
2nd Quarter	6:17	8:43
3rd Quarter	6:11	8:49
4th Quarter	8:42	6:18
3rd Down Conversions	6 of 14	7 of 18
4th Down Conversions	0 of 0	1 of 2
Red-Zone Scores-Chances	1-2	3-4
Touchdowns	0-2	1-4
Field Goals	1-2	2-4
Sacks: Total - Yards	4-32	2-15
PAT: Total - Made	2-2	0-0
Field Goals: Total - Made	1-2	3-3

GAME 7 \\\\\\\\\\\\\\\\\\\\\\\\

GRAMBLING STATE 31, ARKANSAS-PINE BLUFF 21

GRAMBLING, La. | The Grambling State University football earned a hard-fought 31-21 victory over Arkansas-Pine Bluff, sending the homecoming crowd of 17,135 satisfied on Saturday afternoon at Eddie G. Robinson Memorial Stadium.

The victory gave GSU (4-3 overall, 1-2 SWAC) its first conference win of the season. It was also head coach Mickey Joseph's first SWAC win as a head coach. UAPB fell to 2-5 and 1-2 in the SWAC play.

The Tigers rolled up 310 yards on total offense with 175 coming through the air and 130 coming via the run game.

GSU starting quarterback Myles Crawley was an efficient 15-of-25 for 170 yards and one touchdown. His top receiving target was Javon Robinson who caught four passes for 28 yards, but it was tight end Marquis Harris who led the receiving corps in yards with one catch for 71 yards and a TD.

Backup QB Ashton Frye also saw action, completing 3-of-5 passes for five yards.

Three GSU running backs found the end zone on Saturday, with Ke'Travion Hargrove, Tre Bradford and Dedrick Talbert all finding pay dirt. Hargrove led the Tigers with 75 yards on 10 carries.

Andrew Jones and David Jones led the Grambling State defense. Andrew Jones registered a game-high 12 total tackles with 4.5 tackles for loss and 0.5 sacks. David Jones registered nine total stops, 0.5 TFLs and an interception.

Grambling State's first touchdown of the day was set up by a blocked punt by Marquis Harris, starting the scoring drive at the UAPB 21-yard line. Bradford gave the Tigers a 7-0 lead with 9:00 remaining in the quarter on a 7-yard run.

Arkansas-Pine-Bluff drove 75 yards on 13 plays on the ensuing, tying the game on a 2-yard TD reception by Isaac Jaxon with 4:34 on the clock.

GSU blacked its second punt of the game in the second quarter when Ken Pierre-Charles deflected a ball that rolled out of bounds at the Tigers' 35-yard line. Reed Harradine pushed GSU's lead to 10-7 on a 48-yard field goal with 10:29 to go until halftime. That score would remain going into the break.

Grambling State used a 12-play, 64-yard drive on its opening drive of the third quarter to push its lead to 17-7. Hargrove scored on a 15-yard scamper into the end zone.

After UAPB cut the lead to 17-14 with 3:39 to go in the third, GSU quickly responded when Crawley connected with Harris on a 71-yard touchdown pass, stretching Grambling's lead to 24-14 with 2:01 left in the quarter.

The Golden Lions continued to stick around, however. Arkansas-Pine Bluff made it a 24-21 game with 14:05 remaining in the game on a 12-yard TD pass from Mekhi Hagins to Kristian Gammage.

The Grambling State defense came up with the biggest stop of the game with 1:46 left. With UAPB backed up at their own 9-yard line and facing fourth and 12, David Jones batted a pass away from Golden Lions receiver Aramoni Rhone.

One play later, Dedrick Talbert sprinted into the end zone for a 9-yard score and secure the homecoming victory for the Tigers.

Arkansas-Pine Bluff tallied 332 total yards of offense with 230 of those coming through the air. Hagins led the UAPB air attack completing 27-of-41 passes with two TDs and one interception. He also added a rushing touchdown to his stat line.

The Golden Lions ran for 102 yards with Za'Marion Webber gaining 93 yards on 15 attempts.

Ark.-Pine Bluff (2-5 , 1-2) -vs- Grambling (4-3 , 1-2)
10/19/2024 at Grambling, Louisiana (Robinson)

Date: 10/19/2024
Site: Grambling, Louisiana (Robinson)
Attendance: 17,135

Score By Quarters	1st	2nd	3rd	4th	Total
UAP	7	0	7	7	**21**
GSU	7	3	14	7	**31**

Scoring Summary

Qtr	Time	Scoring Play	UAP	GSU
1st	09:00	GSU - Bradford,Tre 7 yd run (Harradine,Reed kick), 3 plays, 21 yards, TOP 01:00	0	7
1st	04:34	UAP - Isaac,Jaxson 2 yd pass from Hagens,Mekhi (Glymph,Trey kick) 11 plays, 75 yards, TOP 04:26	7	7
2nd	10:29	GSU - Harradine,Reed 48 yd field goal 7 plays, 35 yards, TOP 02:49	7	10
3rd	08:41	GSU - Hargrove,Ke'Travion 15 yd run (Harradine,Reed kick), 12 plays, 64 yards, TOP 06:12	7	17
3rd	03:39	UAP - Hagens,Mekhi 1 yd run (Glymph,Trey kick), 9 plays, 75 yards, TOP 05:02	14	17
3rd	02:05	GSU - Harris,Marquis 71 yd pass from Crawley,Myles (Harradine,Reed kick) 3 plays, 74 yards, TOP 01:28	14	24
4th	14:05	UAP - Gammage,Kristian 12 yd pass from Hagens,Mekhi (Glymph,Trey kick) 9 plays, 75 yards, TOP 03:00	21	24
4th	01:41	GSU - Talbert,Dedrick 9 yd run (Harradine,Reed kick), 1 plays, 9 yards, TOP 00:05	21	31

Kickoff Time: 02:06 PM **End of Game:** 05:44 PM **Duration:** 03:37
Referee: Clipper,Preston **Line Judge:** McMillian,Jaime **Side Judge:** Boone,David **Umpire:** Parker,Jason
Back Judge: Azore,Thadeus **Score Keeper:** **Linesman:** Morton,Craig **Field Judge:** Goss,Lawrence
Temperature: 78 **Wind:** NE 5mph **Weather:** Sunny

Team Statistics	UAP	GSU
FIRST DOWNS	24	13
Rushing	8	7
Passing	12	6
Penalty	4	0
NET YARDS RUSHING	102	135
Attempts	35	25
Avg. Per Rush	2.9	5.4
Rushing TDs	1	3
Yards Gained	147	139
Yds. Lost	45	4
NET YARDS Passing	230	175
Comp. - Att. - Int.	27-41-1	18-30-0
Avg. / Att.	5.6	5.8
Avg. / Comp.	8.5	9.7
TDs	2	1
TOTAL OFFENSE YARDS	332	310
Plays	76	55
Avg. / Play	4.4	5.6
Fumbles - Lost	1-1	1-1
Penalties - Yards	4-15	9-105
PUNTS-YARDS	5-139	6-252
Avg. / Punt	27.8	42
Net / Punt	23.8	38.7
Inside 20	1	5
50+ Yards	0	1
Touchbacks	0	1
Fair Catch	1	0
KICKOFFS-YARDS	4-190	6-385
Avg. Yards / Kickoff	47.5	64.2
Net Yards / Kickoff	27.0	47.0
Touchbacks	0	4
Fair Catch	0	23
RETURNS		
Punt: Total - Yards - TDs	0-0-0	2-20-0
Punt: Avg. / Return	NaN	10.0
Kickoff: Total - Yards - TDs	1-23-0	4-82-0
Kickoff: Avg. / Return	23.0	20.5
INT: Total - Yards - TDs	0-0-0	1-0-0
Fumble: Total - Yards - TDs	0-0-0	0-0-0
MISCELLANEOUS		
Miscellaneous Yards	0	0
Possession Time	33:54	22:41
1st Quarter	10:38	4:22
2nd Quarter	7:52	3:43
3rd Quarter	7:07	7:53
4th Quarter	8:17	6:43
3rd Down Conversions	6 of 16	5 of 13
4th Down Conversions	1 of 3	1 of 1
Red-Zone Scores-Chances	3-3	3-3
Touchdowns	3-3	3-3
Field Goals	0-3	0-3
Sacks: Total - Yards	0-0	4-32
PAT: Total - Made	3-3	4-4
Field Goals: Total - Made	0-0	1-1

GAME 8 \\\\\\\\\\\\\\\\\\\\\\\\

TEXAS SOUTHERN 24, GRAMBLING STATE 17

GRAMBLING, La. | The Grambling State University football team suffered a 24-17 loss to Texas Southern on Saturday night at Shell Energy Stadium.

GSU fell to 4-4 overall and 1-3 in Southwestern Athletic Conference (SWAC) play, while TSU improved to 3-4 and 2-2 in the SWAC.

After an early injury to starting quarterback Myles Crawley on GSU's first drive of the game, Grambling State turned to backups Ashton Frye and Deljay Bailey to lead the offense. Bailey went 7-of-12 for 70 yards, adding 35 rushing yards and a touchdown on five carries.

Frye completed his only pass attempt for four yards.

The G-Men relied primarily on its run game to pick up yards, rushing for 154 yards and two scores. Ke'Travion Hargrove led the ground game with 73 yards and a TD on 13 carries.

As a team, Grambling churned out 256 yards of total offense.

Calvin Henderson led the GSU defense with seven total tackles and five solo stops.

After Texas Southern forced a punt from GSU from its own end zone, TSU took a 7-0 lead on a 6-yard run by quarterback Jace Wilson with 14:22 left in the second quarter.

Later in the period, an interception by Joel Williams set GSU up near midfield at their 49-yard line. Reed Harradine got Grambling State on the board with a 38-yard field goal, cutting the deficit to 7-3 with 4:02 left in the half.

TSU stretched its lead to 14-3 before halftime when backup QB Jordan Davis connected with Donald McKinney on a 49-yard TD pass with 11 seconds on the clock.

On Grambling State's first drive of the third quarter, with backup QB Deljay Bailey in the game, the Tigers drove 78 yards on eight plays for their first touchdown of the game. The drive was capped by a 31-yard TD run by Ke'Travion Hargrove to make it a 14-10 game with 10:26 to go in the third quarter.

A 46-yard field goal by Gustavo Romero pushed Texas Southern's advantage to 17-10 with 4:41 to go in the third.

With 9:07 remaining in the fourth quarter, a 6-yard scamper by Bailey toed the game 17-17.

Texas Southern responded on the ensuing drive, taking nearly five minutes off the clock on a 10-yard play, and a 75-yard drive that was punctuated by a 2-yard touchdown run by Quinn Quintell to give TSU a 24-17 lead with 4:24 left.

GSU wasn't able respond on its next drive and Texas Southern escaped with the victory.

TSU gained 366 yards of offense with 189 of those yards coming on the ground.

Wilson was the key to TSU's offense, throwing for 128 yards on 11-of-18 attempts and running for 86 yards and a touchdown on 12 touches. Davis was 1-of-1 for 49 yards and a touchdown.

Javius Williams was Texas Southern's leading tackler with nine total tackles.

Grambling State (4-4 , 1-3) -vs- Texas Southern (3-4 , 2-2)
10/26/2024 at Houston, Texas (Shell Energy Stadium)

Date: 10/26/2024
Site: Houston, Texas (Shell Energy Stadium)
Attendance: 10,029

Score By Quarters	1st	2nd	3rd	4th	Total
GSU24	0	3	7	7	17
TSU24	0	14	3	7	24

Scoring Summary

Qtr	Time	Scoring Play	GSU24	TSU24
2nd	14:22	TSU24 - Wilson, Jace 6 yd run (Romero, Gustavo kick), 3 plays, 19 yards, TOP 1:23	0	7
2nd	04:02	GSU24 - Reed Harradine 38 yd field goal 8 plays, 30 yards, TOP 3:28	3	7
2nd	00:11	TSU24 - McKinney, Donal 49 yd pass from Davis, Jordon (Romero, Gustavo kick) 9 plays, 99 yards, TOP 3:46	3	14
3rd	10:26	GSU24 - Ke'Tr Hargrove 31 yd run (Reed Harradine kick), 8 plays, 78 yards, TOP 4:26	10	14
3rd	04:41	TSU24 - Romero, Gustavo 46 yd field goal 5 plays, 37 yards, TOP 1:58	10	17
4th	09:07	GSU24 - Deljay Bailey 6 yd run (Reed Harradine kick), 10 plays, 63 yards, TOP 5:33	17	17
4th	04:24	TSU24 - Quinn, Quintell 2 yd run (Romero, Gustavo kick), 10 plays, 75 yards, TOP 4:43	17	24

Kickoff Time: 6 p.m. **End of Game:** 9:00 **Duration:** 3 hours
Referee: Charles Green **Line Judge:** Marvin Williams **Side Judge:** Chris Brown **Umpire:** Dwayne Wilson
Back Judge: Derek Spears **Score Keeper:** TSU SID **Linesman:** Jesse Harris **Field Judge:** Shev Pinchback
Temperature: 86 deg **Wind:** 7 mph **Weather:** Sunny

Team Statistics	GSU24	TSU24
FIRST DOWNS	17	20
Rushing	9	10
Passing	6	7
Penalty	2	3
NET YARDS RUSHING	154	189
Attempts	42	38
Avg. Per Rush	3.7	5.0
Rushing TDs	2	2
Yards Gained	185	202
Yds. Lost	31	13
NET YARDS Passing	102	177
Comp. - Att. - Int.	10-15-0	12-19-1
Avg. / Att.	6.8	9.3
Avg. / Comp.	10.2	14.8
TDs	0	1
TOTAL OFFENSE YARDS	256	366
Plays	57	57
Avg. / Play	4.5	6.4
Fumbles - Lost	2-0	1-0
Penalties - Yards	7-104	5-41
PUNTS-YARDS	6-254	5-173
Avg. / Punt	42.3	34.6
Net / Punt	35.5	34.2
Inside 20	2	3
50+ Yards	1	0
Touchbacks	0	0
Fair Catch	4	1
KICKOFFS-YARDS	4-260	5-288
Avg. Yards / Kickoff	65.0	57.6
Net Yards / Kickoff	48.5	32.6
Touchbacks	2	0
Fair Catch	0	0
RETURNS		
Punt: Total - Yards - TDs	2-2-0	2-41-0
Punt: Avg. / Return	1.0	20.5
Kickoff: Total - Yards - TDs	5-125-0	2-26-0
Kickoff: Avg. / Return	25.0	13.0
INT: Total - Yards - TDs	1-0-0	0-0-0
Fumble: Total - Yards - TDs	0-0-0	0-0-0
MISCELLANEOUS		
Miscellaneous Yards	0	0
Possession Time	31:52	28:08
1st Quarter	5:42	9:18
2nd Quarter	7:47	7:13
3rd Quarter	11:24	3:36
4th Quarter	6:59	8:01
3rd Down Conversions	3 of 11	4 of 10
4th Down Conversions	0 of 0	0 of 0
Red-Zone Scores-Chances	1-1	2-3
Touchdowns	1-1	2-3
Field Goals	0-1	0-3
Sacks: Total - Yards	1-7	3-18
PAT: Total - Made	2-2	3-3
Field Goals: Total - Made	1-2	1-1

GAME 9 \\\\\\\\\\\\\\\\\\\\\\\\

BETHUNE-COOKMAN 24, GRAMBLING STATE 21

DAYTONA BEACH, Fla. | For the fourth time this season, the Grambling State University football team found itself on the wrong side of game that came down to the wire. GSU fell 24-21 to Bethune-Cookman at Daytona Stadium on Saturday.

Grambling State fell to 4-5 overall and 1-4 in the SWAC, while BCU improved to 2-7 overall and 2-3 in conference play.

All four of GSU's SWAC losses have been by seven points or less, wity three of those losses being by three points or less.

GSU starting quarterback Deljay Bailey was 18-of-33 for 206 with two interceptions.

Keilon Elder led GSU's rushing attack, churning out 50 yards and touchdown on eight carries. As a team, the Tigers ran for 122 yards.

Sophomore receiver Javon Robinson had a big day for Grambling State, catching seven passes for 91 yards and returning a punt for a 72-yard touchdown.

Andrew Jones tallied 11.0 total tackles with 2.0 tackles for loss.

On Bethune-Cookman's opening drive of the game, the Grambling State defense showed why it's one of the best in the nation at forcing turnover when Joel Williams picked off BCU's Luke Sprague at the GSU 17-yard line.

On Grambling State's second possession of the day, the Tigers drove 89 yards in eight plays for the first score of the day. Robinson's 39-yard reception to the
BCU 25-yard line set GSU up on the edge of the red zone. Two plays later, Keilon Elder scampered 22 yards for a touchdown, giving Grambling a 7-0 lead with 2:27 left in the first quarter.

GSU extended its advantage to 14-0 with five minutes remaining until halftime on a 72-yard yard punt return by Robinson.

Bethune-Cookman made a 14-7 game just before the break when backup QB Cam Ransom found Thomas Nance for a 14-yard touchdown with 51 second on the clock.

Grambling State pushed its lead to 21-7 when Deljay Bailey took a quarterback keeper into the end zone for a 9-yard TD with 12:15 left in the third quarter.

BCU snatched momentum scoring 17 unanswered points in the third quarter. Cade Hetcher nailed a 40-yard field goal to make it 21-10 with 7:05 on the clock. That scored was followed by a 58-yard touchdown reception by Darnell Deas cutting GSU's lead to 21-17. Dennis Palmer added a 42-yard touchdown gallop, giving the Wildcats a 24-21 lead 10 seconds to go in the period.

After forcing a punt with 11:22 to go in the fourth, Grambling State took over at its own 5-yard line. The Tigers inched the ball downfield, using 15 plays to reach the Wildcats' 39-yard line. However, with GSU facing a 4thand 13, BCU's Caleb Blake picked off Bailey to give the Wildcats the ball at their own 32-yard line.

Bethune-Cookman worked the GSU 21-yard line. The Wildcats ended up attempting a 37-yard field goal, but Calvin Henderson blocked it, giving GSU one more opportunity on offense. However, the Tigers threw another interception to hand the Wildcats the win.

BCU's Cam Ransom was nearly perfect on the day, completing 18-of-20 passes for 199 yards and two touchdowns.

Grambling State outgained Bethune-Cookman 328 to 315.

Grambling State (4-5 , 1-4) -vs- Bethune-Cookman (2-7 , 2-3)
11/02/2024 at Daytona Beach, Florida (Municipal Stadium)

Date: 11/02/2024
Site: Daytona Beach, Florida (Municipal Stadium)
Attendance: 5,103

Score By Quarters	1st	2nd	3rd	4th	Total
GSU	7	7	7	0	21
BCU	0	7	17	0	24

Scoring Summary

Qtr	Time	Scoring Play	GSU	BCU
1st	02:27	GSU - Elder,Keilon 22 yd run (Harradine,Reed kick), 8 plays, 89 yards, TOP 03:41	7	0
2nd	04:31	GSU - Robinson,Javon 72 yd punt return (Harradine,Reed kick)	14	0
2nd	00:51	BCU - Nance,Thomas 14 yd pass from Ransom,Cam (Hechter,Cade kick) 7 plays, 66 yards, TOP 03:27	14	7
3rd	12:04	GSU - Bailey,Deljay 9 yd run (Harradine,Reed kick), 7 plays, 69 yards, TOP 02:51	21	7
3rd	07:00	BCU - Hechter,Cade 40 yd field goal 10 plays, 53 yards, TOP 05:04	21	10
3rd	03:17	BCU - Deas,Darnell 58 yd pass from Ransom,Cam (Hechter,Cade kick) 1 plays, 58 yards, TOP 00:08	21	17
3rd	00:00	BCU - Palmer,Dennis 42 yd run (Hechter,Cade kick), 6 plays, 72 yards, TOP 02:34	21	24

Kickoff Time: 03:06 PM **End of Game:** 06:08 PM **Duration:** 03:01
Referee: Clipper,Preston **Line Judge:** McLaurin,Willie **Side Judge:** Dillon,Ashton **Umpire:** Harris,Daniel
Back Judge: Thames,Greg **Score Keeper:** **Linesman:** Combs,Torey **Field Judge:** Colston,Charles
Temperature: 82 **Wind:** NE 11mph **Weather:** Sunny

Team Statistics	GSU	BCU
FIRST DOWNS	19	16
Rushing	7	4
Passing	10	8
Penalty	2	4
NET YARDS RUSHING	122	80
Attempts	37	31
Avg. Per Rush	3.3	2.6
Rushing TDs	2	1
Yards Gained	159	112
Yds. Lost	37	32
NET YARDS Passing	206	235
Comp. - Att. - Int.	18-33-2	23-27-1
Avg. / Att.	6.2	8.7
Avg. / Comp.	11.4	10.2
TDs	0	2
TOTAL OFFENSE YARDS	328	315
Plays	70	58
Avg. / Play	4.7	5.4
Fumbles - Lost	2-0	0-0
Penalties - Yards	8-85	6-50
PUNTS-YARDS	5-193	5-238
Avg. / Punt	38.6	47.6
Net / Punt	38.6	33.4
Inside 20	1	2
50+ Yards	0	2
Touchbacks	0	0
Fair Catch	4	2
KICKOFFS-YARDS	4-234	5-247
Avg. Yards / Kickoff	58.5	49.4
Net Yards / Kickoff	42.3	34.0
Touchbacks	2	1
Fair Catch	0	0
RETURNS		
Punt: Total - Yards - TDs	3-71-1	0-0-0
Punt: Avg. / Return	23.7	NaN
Kickoff: Total - Yards - TDs	4-57-0	2-25-0
Kickoff: Avg. / Return	14.3	12.5
INT: Total - Yards - TDs	1--1-0	2-23-0
Fumble: Total - Yards - TDs	0-0-0	0-0-0
MISCELLANEOUS		
Miscellaneous Yards	0	0
Possession Time	29:21	30:39
1st Quarter	6:14	8:46
2nd Quarter	6:45	8:15
3rd Quarter	7:14	7:46
4th Quarter	9:08	5:52
3rd Down Conversions	2 of 12	5 of 13
4th Down Conversions	0 of 4	0 of 0
Red-Zone Scores-Chances	1-2	2-2
Touchdowns	1-2	1-2
Field Goals	0-2	1-2
Sacks: Total - Yards	3-24	1-14
PAT: Total - Made	3-3	3-3
Field Goals: Total - Made	0-0	1-2

GAME 10 \\\\\\\\\\\\\\\\\\\\\\\\

GRAMBLING STATE 24, ALABAMA STATE 23

GRAMBLING, La. | Grambling State used a 14-point fourth quarter to sprint past Alabama State 24-23 on Saturday afternoon at Eddie G. Robinson Memorial Stadium.

GSU (5-5 overall, 2-4 SWAC) trailed 23-10 heading into the final period but outscored the Hornets 14-0 in the fourth quarter to secure the win. Alabama State had a chance to snatch victory from the jaws of defeat, but kicker Brandon Gilliam missed a 28-yard field goal in the closing moments of regulation.

Grambling State gave ASU (5-4, 4-2) a heavy dose of its run game, racking up a season-high 171 yards with three touchdowns. Senior Keilon Elder stepped up big in his final game at Robinson Stadium, sprinting for 104 yards and a touchdown on 17 carries.

Starting quarterback Deljay Bailey went 6-for-12 for 76 yards with an interception.

Defensively, Andrew Jones led the charge racking up 14 total tackles with seven solo stops and 2.0 tackles for loss. Freshman linebacker Jamal Jordan also came up big, making eight total tackles with one forced fumble and a fumble recovery.

The first points of the afternoon came via the big leg of Reed Harradine. Harradine drilled a 50-yard field, tied for his longest of the season, with 7:56 left in the first quarter to give the Tigers a 3-0 lead.

Alabama State responded with a 45-yard field goal by Gilliam with five seconds left in the opening period.

Grambling State drove 72 yards in 10 plays on the ensuing drive with Elder finishing it off with a 9-yard touchdown run to give the Tigers a 10-3 lead with 11:14 to go until halftime.

The Hornets tied the game once again with a 4-yard QB keeper by Kareem Keye, making it 10-10 with 7:39 until halftime. Grambling State seemingly regained the lead on a kickoff returned for a touchdown by Elder, but a holding call nullified the score.

After forcing GSU to punt, ASU took its first lead of the game, 17-10, with 3:21 remaining in the half on a 1-yard run by Keye. The Hornets added a field goal just before the half to carry a 20-10 lead into the break.

Gilliam extended ASU's advantage to 23-10 with a 22-yard field goal with 6:22 left in the third quarter.

With Grambling State facing 4th and 2 at the Alabama State 6-yard line with 13:47 to go in the fourth quarter, Tre Bradford burst through the middle of the Hornets defense for a touchdown to make it a 23-17 game.

Alabama State's Rhoody Jean-Louis came up with an interception at the GSU 47-yard line with 9:13 left in regulation, but freshman linebacker Jamal Jordan gave immediately gave the Tigers the ball back after strip sacking Keye an recovering the ball at the Alabama State 43-yard line.

After moving the ball to the Hornets 14-yard line, running back Dedrick Talbert toted the ball 14 yards to the end zone for the go-ahead TD, giving the Tigers a 24-23 lead with 6:19 to play.

Alabama State's began its final drive of the day at its own 20-yard line. The Hornets quickly marched down the field, setting up the potential game-winning field goal. Gilliam wasn't able to knock his fourth field goal of the day through the uprights, missing the 28-yard attempt wide right with 53 seconds remaining.

Keye completed 16-of-28 passes for 280 yards. He added six rushing yards and two rushing touchdowns.

Marcus Harris II led the Hornets on the ground, running for 68 yards on 16 carries.

Alabama St. (5-4 , 4-2) -vs- Grambling (5-5 , 2-4)
11/09/2024 at Grambling La., Louisiana (Robinson Stadium)

Date: 11/09/2024
Site: Grambling La., Louisiana (Robinson Stadium)
Attendance: 3,621

Score By Quarters	1st	2nd	3rd	4th	Total
ASU	3	17	3	0	**23**
GSU	3	7	0	14	**24**

Scoring Summary

Qtr	Time	Scoring Play	ASU	GSU
1st	07:57	GSU - Harradine,Reed 50 yd field goal 6 plays, 29 yards, TOP 01:46	0	3
1st	00:05	ASU - Gilliam,Brandon 45 yd field goal 10 plays, 60 yards, TOP 04:52	3	3
2nd	11:14	GSU - Elder,Keilon 9 yd run (Harradine,Reed kick), 8 plays, 72 yards, TOP 03:46	3	10
2nd	07:39	ASU - Keye,Kareem 4 yd run (Gilliam,Brandon kick), 8 plays, 60 yards, TOP 03:29	10	10
2nd	03:21	ASU - Keye,Kareem 1 yd run (Gilliam,Brandon kick), 4 plays, 45 yards, TOP 01:59	17	10
2nd	00:00	ASU - Gilliam,Brandon 20 yd field goal 6 plays, 51 yards, TOP 01:51	20	10
3rd	06:22	ASU - Gilliam,Brandon 26 yd field goal 8 plays, 91 yards, TOP 04:15	23	10
4th	13:47	GSU - Bradford,Tre 6 yd run (Harradine,Reed kick), 7 plays, 48 yards, TOP 03:42	23	17
4th	06:19	GSU - Talbert,Dedrick 14 yd run (Harradine,Reed kick), 5 plays, 43 yards, TOP 02:26	23	24

Kickoff Time: 02:04 PM **End of Game:** 05:15 PM **Duration:** 03:10
Referee: Walker,Jarvis **Line Judge:** Swanigan,Javarus **Side Judge:** Hay,Ben **Umpire:** Gills,Mario
Back Judge: Maher,Chris **Score Keeper:** **Linesman:** Morton,Craig **Field Judge:**
Temperature: 73 **Weather:** Rain

Team Statistics	ASU	GSU
FIRST DOWNS	17	16
Rushing	5	11
Passing	10	3
Penalty	2	2
NET YARDS RUSHING	97	171
Attempts	32	49
Avg. Per Rush	3.0	3.5
Rushing TDs	2	3
Yards Gained	118	224
Yds. Lost	21	53
NET YARDS Passing	280	76
Comp. - Att. - Int.	16-28-0	6-12-1
Avg. / Att.	10.0	6.3
Avg. / Comp.	17.5	12.7
TDs	0	0
TOTAL OFFENSE YARDS	377	247
Plays	60	61
Avg. / Play	6.3	4
Fumbles - Lost	1-1	0-0
Penalties - Yards	5-45	7-62
PUNTS-YARDS	6-221	7-299
Avg. / Punt	36.8	42.7
Net / Punt	31.2	37.0
Inside 20	0	2
50+ Yards	0	3
Touchbacks	0	1
Fair Catch	1	2
KICKOFFS-YARDS	5-276	5-311
Avg. Yards / Kickoff	55.2	62.2
Net Yards / Kickoff	44.2	41.6
Touchbacks	0	1
Fair Catch	0	0
RETURNS		
Punt: Total - Yards - TDs	1-20-0	4-34-0
Punt: Avg. / Return	20.0	8.5
Kickoff: Total - Yards - TDs	4-83-0	4-55-0
Kickoff: Avg. / Return	20.8	13.8
INT: Total - Yards - TDs	1-0-0	0-0-0
Fumble: Total - Yards - TDs	0-0-0	0-0-0
MISCELLANEOUS		
Miscellaneous Yards	0	0
Possession Time	27:08	32:52
1st Quarter	9:41	5:19
2nd Quarter	7:25	7:35
3rd Quarter	5:52	9:08
4th Quarter	4:10	10:50
3rd Down Conversions	5 of 14	4 of 13
4th Down Conversions	0 of 0	1 of 1
Red-Zone Scores-Chances	4-5	3-3
Touchdowns	2-5	3-3
Field Goals	2-5	0-3
Sacks: Total - Yards	4-48	0-0
PAT: Total - Made	2-2	3-3
Field Goals: Total - Made	3-4	1-1

GAME 11 \\\\\\\\\\\\\\\\\\\\\\\\

ALABAMA A&M 22, GRAMBLING STATE 17

HUNTSVILLE, Ala. | The Grambling State University football team fell to Alabama A&M 22-17 on Thursday night at Louis Crew Stadium.

In what has become a familiar theme, GSU (5-6 overall, 2-5 SWAC) lost its fifth conference game by less the seven points. The Tigers, who held a 17-6 lead at halftime, were shut in the second half. Penalties and costly turnovers plagued GSU throughout the evening.

The Tigers were penalized 15 times for 134 yards and committed three turnovers.

Grambling State accumulated 263 yards of total offense with 169 yards coming through the air. Alabama A&M (5-5, 3-3) racked up 388 yards.

GSU quarterback Myles Crawley, who missed the Tigers previous two games with an injury, returned to the starting lineup on Thursday night. He was 12-for-27 for 169 yards, a touchdown and two interceptions. Javon Robinson was his top target with four catches for 44 yards.

Ke'Travion Hargrove led GSU on the ground with 38 yards on eight carries. GSU ran for 94 yards as a team. It was the first time since facing Tuskegee on Sept. 7 that the Tigers didn't eclipse 100 rushing yards.

Defensively, Andrew Jones continued to prove why he's one of the best linebackers in the nation, racking up a game-high 15 total tackles, five solo stops, one tackle for loss and fumble returned for a touchdown.

After forcing a punt on AAMU's opening drive, Crawley's first pass attempt of the game was picked off by Dorian Wesley. The Bulldogs couldn't turn the takeaway into points.

On Grambling State's drive of the game, Jalen Johnson took a screen pass 67 yards to the Alabama A&M 7-yard line, giving GSU a prime scoring opportunity. The Tigers ended up settling for a 23-yard field goal from Reed Harradine to take a 3-0 lead with 8:31 to go in the first quarter.

Alabama A&M's Austin McCready tied the game 3-3 on a 45-yard field goal with 2:07 remaining in the opening period.

GSU jumped back in the lead early in the second quarter with Jalen Rudolph strip sacked Cornelius Brown. Andrew Jones scooped up the loose ball and sprinted 30 yards for a touchdown, giving GSU a 10-3 lead with 14:06 on the clock. It was Grambling State's fifth defensive score of the season.

The Tigers extended its lead to 17-3 with Crawley connected with JR Waters for a 10-yard TD pass with 10:09 left until halftime.

Alabama A&M's Victor Barbosa added a 38-yard field goal as time expired to make it a 17-6 game at the break.

Grambling State opened the second half with the ball, but a fumble by Dedrick Talbert gave the Bulldogs the ball at the Tiger 34-yard line. AAMU immediately made GSU pay when Brown threw a 34-yard dart to Keenan Hambrick. The Bulldogs converted a two-point conversion, cutting GSU's lead to 17-14 with 13:49 to go in the third quarter.

Alabama A&M tied the game 17-17 on a 44-yard field goal by Barbosa with 7:04 left the period. The Bulldogs took its first lead of the night on a safety with 46 seconds on the clock. With Grambling State lining up to punt from its own 25-yard line, an errant snap sailed over punter Johnny Schifano's head and through the end zone.

AAMU extended its advantage to 22-17 on a 19-yard field goal by Barbosa.

On Grambling State's next drive, with the Tigers facing 4th and 15 from its on 44-yard line, GSU had a chance to move the ball into Bulldog territory, but a dropped pass at the Alabama A&M 40-yard line resulted in turnover on downs with 3:22 on the clock.

GSU had a once more opportunity to mount a game-winning drive, regaining possession on its own 4-yard line with 1:44 left in the game. However, Crawley was intercepted on first down by Kaleb Dawson.

Brown completed 20-of-35 passes for 228 yards and a touchdown. Donovan Eaglin paced the Alabama A&M run game, rushing for 123 yards on 25 carries.

Hambrick caught eight passes for 99 yards and a TD for the Bulldogs.

Grambling (5-6 , 2-5) -vs- Alabama A&M (5-5 , 3-3)
11/14/2024 at Huntsville, Alabama (Louis Crews Stadium)

Date: 11/14/2024
Site: Huntsville, Alabama (Louis Crews Stadium)
Attendance: 3,595

Score By Quarters	1st	2nd	3rd	4th	Total
GSU	3	14	0	0	**17**
AAM	3	3	13	3	**22**

Scoring Summary

Qtr	Time	Scoring Play	GSU	AAM
1st	08:31	GSU - Harradine,Reed 23 yd field goal 6 plays, 77 yards, TOP 02:17	3	0
1st	02:12	AAM - Barbosa,Victor 45 yd field goal 13 plays, 47 yards, TOP 06:19	3	3
2nd	12:06	GSU - Jones,Andrew 30 yd fumble recovery (Harradine,Reed kick)	10	3
2nd	07:24	GSU - Waters,JR 10 yd pass from Crawley,Myles (Harradine,Reed kick) 5 plays, 60 yards, TOP 02:45	17	3
2nd	00:00	AAM - Barbosa,Victor 38 yd field goal 7 plays, 74 yards, TOP 00:56	17	6
3rd	13:46	AAM - Hambrick,Keenan 34 yd pass from Brown,Cornelious (Brown,Cornelious rush) 1 plays, 34 yards, TOP 00:03	17	14
3rd	07:04	AAM - Barbosa,Victor 44 yd field goal 11 plays, 47 yards, TOP 04:07	17	17
3rd	00:46	AAM - 0 yd safety	17	19
4th	07:20	AAM - Barbosa,Victor 19 yd field goal 14 plays, 80 yards, TOP 08:18	17	22

Kickoff Time: 07:02 PM **End of Game:** 10:48 PM **Duration:** 03:45
Referee: Myers III,Y.N. **Line Judge:** Day,Vernon **Side Judge:** Boone,David **Umpire:** Rogers,James
Back Judge: Turner,Joe **Score Keeper:** **Linesman:** Smith,Derek **Field Judge:** Lowe,Curtis
Temperature: 55 **Wind:** NW 6mph **Weather:** Cloudy

Team Statistics	GSU	AAM
FIRST DOWNS	12	27
Rushing	5	9
Passing	6	14
Penalty	1	4
NET YARDS RUSHING	94	160
Attempts	26	43
Avg. Per Rush	3.6	3.7
Rushing TDs	0	0
Yards Gained	114	200
Yds. Lost	20	40
NET YARDS Passing	169	228
Comp. - Att. - Int.	12-29-2	20-35-0
Avg. / Att.	5.8	6.5
Avg. / Comp.	14.1	11.4
TDs	1	1
TOTAL OFFENSE YARDS	263	388
Plays	55	78
Avg. / Play	4.8	5
Fumbles - Lost	4-1	3-2
Penalties - Yards	15-134	9-87
PUNTS-YARDS	5-213	6-239
Avg. / Punt	42.6	39.8
Net / Punt	42.6	30.7
Inside 20	2	2
50+ Yards	1	0
Touchbacks	0	2
Fair Catch	1	0
KICKOFFS-YARDS	5-305	5-291
Avg. Yards / Kickoff	61.0	58.2
Net Yards / Kickoff	50.2	42.6
Touchbacks	2	0
Fair Catch	0	0
RETURNS		
Punt: Total - Yards - TDs	1-15-0	3-0-0
Punt: Avg. / Return	15.0	0.0
Kickoff: Total - Yards - TDs	5-78-0	2-14-0
Kickoff: Avg. / Return	15.6	7.0
INT: Total - Yards - TDs	0-0-0	2--3-0
Fumble: Total - Yards - TDs	1-30-1	0-0-0
MISCELLANEOUS		
Miscellaneous Yards	0	0
Possession Time	23:21	36:39
1st Quarter	5:16	9:44
2nd Quarter	5:21	9:39
3rd Quarter	8:37	6:23
4th Quarter	4:07	10:53
3rd Down Conversions	3 of 13	4 of 14
4th Down Conversions	1 of 2	0 of 0
Red-Zone Scores-Chances	2-2	2-3
Touchdowns	1-2	0-3
Field Goals	1-2	2-3
Sacks: Total - Yards	4-29	1-9
PAT: Total - Made	2-2	0-0
Field Goals: Total - Made	1-1	4-4

GAME 12 \\\\\\\\\\\\\\\\\\\\\\\\

SOUTHERN 24, GRAMBLING STATE 14

NEW ORLEANS, La. | The Grambling State University football team suffered a 24-14 loss to archrival Southern University in the 51st Bayou Classic on Saturday afternoon at the Caesars Superdome.

GSU (5-7 overall, 2-6 SWAC) struggled to find consistency on offense, gaining a season-low 148 yards of total offense. On the other side of the ball, the Tigers had no answer for Southern's rushing attack, surrendering 209 yards on the ground.

Grambling State's Myles Crawley and Deljay Bailey both saw action at quarterback. Crawley was 6-for-16 for 34 yards and an interception, while Bailey went 5-for-8 for 65 yards.

Keilon Elder paced the GSU running game, churning out 47 yards and a touchdown on 10 carries.

Bryce Cage earned the Bayou Classic MVP for the defense after registering nine total tackles, with 2.5 tackles for loss. Andrew Jones notched another double-digit tackle game, logging 10 total stops.

Grambling State's special teams unit started the game on fire, when Ken Pierre-Charles blocked SU's first

Southern broke the scoreless tie on a 2-yard run by CJ Russell with 5:20 left in the first quarter. The TD was set up by 42-yard reception by Chandler Whitefield.

In the second quarter, the Jaguars stretched their lead to 10-0 on a 26-yard field goal by Joshua Griffin with 9:37 to go until halftime.

Tylon Williams gave the Tigers a spark when he returned the ensuing kickoff 98 yards for a touchdown. Reed Harradine split the uprights on the PAT making it a 10-7 game with 9:07 left in the half.

Both defenses stepped up to keep the score set at 10-7 heading into halftime.

The third quarter got off to a rocky start for the Tigers after Crawley was picked off by SU's Herman Brister at the GSU 45-yard line on the first play from scrimmage. Grambling State's defense held the Jaguars to a field goal attempt that was blocked by Blake Davis and returned to the Tigers' 49-yard line.

Neither team scored again until SU's Whitfield took a pass from Jalen Woods 41 yards for a touchdown, growing the Jaguars lead to 17-7 with 2:04 left in the third quarter. Whitfield caught five passes for 146 yards.

Grambling State responded on its ensuing drive on a 4-yard TD tun by Keilon Elder, making it a 17-14 game with 13:13 remining in the fourth quarter.

Southern's Kendric Rhymes put the game away on a 45-yard touchdown run with 3:24 left.

The Tigers did get one more possession, but a three and out ended any hopes of a comeback.

SU's Jalen Woods threw for 188 yards, one touchdown and one interception on 9-of-17 attempts. Kendric Rhymes ran for 110 yards and a TD on 12 carries.

Grambling (5-7 , 2-6) -vs- Southern U. (8-4 , 7-1)
11/30/2024 at New Orleans, Louisiana (Caesars Superdome)

Date: 11/30/2024
Site: New Orleans, Louisiana (Caesars Superdome)
Attendance: 63,207

Score By Quarters	1st	2nd	3rd	4th	Total
GSU	0	7	0	7	**14**
S U	7	3	7	7	**24**

Scoring Summary

Qtr	Time	Scoring Play	GSU	S U
1st	05:03	S U - Russell,CJ 1 yd run (Griffin,Joshua kick), 5 plays, 54 yards, TOP 00:00	0	7
2nd	09:07	S U - Griffin,Joshua 26 yd field goal 5 plays, 76 yards, TOP 02:58	0	10
2nd	08:54	GSU - Williams,Tylon 94 yd kickoff return (Harradine,Reed kick)	7	10
3rd	02:04	S U - Whitfield,Chandler 41 yd pass from Woods,Jalen (Griffin,Joshua kick) 2 plays, 61 yards, TOP 00:39	7	17
4th	13:13	GSU - Elder,Keilon 4 yd run (Harradine,Reed kick), 8 plays, 89 yards, TOP 03:44	14	17
4th	03:24	S U - Rhymes,Kendric 45 yd run (Griffin,Joshua kick), 1 plays, 45 yards, TOP 00:07	14	24

Kickoff Time: 01:14 PM **End of Game:** 05:18 PM **Duration:** 04:03
Referee: Myers,Y.N. **Line Judge:** Fleming,Corey **Side Judge:** Stansell,Nicholas **Umpire:** Rogers,James
Back Judge: Turner,Joseph **Score Keeper:** **Linesman:** Combs,Torey **Field Judge:** Colston,Charles
Weather: Sunny

Team Statistics	GSU	S U
FIRST DOWNS	9	14
Rushing	4	5
Passing	2	6
Penalty	3	3
NET YARDS RUSHING	49	209
Attempts	31	45
Avg. Per Rush	1.6	4.6
Rushing TDs	1	2
Yards Gained	107	246
Yds. Lost	58	37
NET YARDS Passing	99	188
Comp. - Att. - Int.	11-24-1	9-17-1
Avg. / Att.	4.1	11.1
Avg. / Comp.	9.0	20.9
TDs	0	1
TOTAL OFFENSE YARDS	148	397
Plays	55	62
Avg. / Play	2.7	6.4
Fumbles - Lost	0-0	0-0
Penalties - Yards	15-130	5-65
PUNTS-YARDS	12-476	9-272
Avg. / Punt	39.7	30.2
Net / Punt	38.9	28.2
Inside 20	6	2
50+ Yards	0	0
Touchbacks	0	0
Fair Catch	6	7
KICKOFFS-YARDS	3-118	5-304
Avg. Yards / Kickoff	39.3	60.8
Net Yards / Kickoff	30.0	29.6
Touchbacks	1	2
Fair Catch	0	0
RETURNS		
Punt: Total - Yards - TDs	2-18-0	2-9-0
Punt: Avg. / Return	9.0	4.5
Kickoff: Total - Yards - TDs	3-116-1	1-8-0
Kickoff: Avg. / Return	38.7	8.0
INT: Total - Yards - TDs	1-0-0	1-0-0
Fumble: Total - Yards - TDs	0-0-0	0-0-0
MISCELLANEOUS		
Miscellaneous Yards	14	0
Possession Time	26:40	31:13
1st Quarter	5:49	7:04
2nd Quarter	6:13	8:47
3rd Quarter	7:45	7:15
4th Quarter	6:53	8:07
3rd Down Conversions	0 of 13	2 of 14
4th Down Conversions	0 of 0	0 of 0
Red-Zone Scores-Chances	1-1	1-2
Touchdowns	1-1	0-2
Field Goals	0-1	1-2
Sacks: Total - Yards	3-20	4-28
PAT: Total - Made	2-2	3-3
Field Goals: Total - Made	0-0	1-2

YEAR-BY-YEAR RESULTS \\\\\\\\\\\\\\\\\\\\\\\\

Year	W-L-T	Coach
1941	3-5-0	Eddie Robinson
1942	8-0-0	Eddie Robinson
1943	No Team-World War II	
1944	No Team-World War II	
1945	10-2-0	Eddie Robinson
1946	5-5-0	Eddie Robinson
1947	10-2-0	Eddie Robinson
1948	8-2-0	Eddie Robinson
1949	7-3-2	Eddie Robinson

1950

Head Coach: Eddie Robinson

Record: 4-3-1

OPPONENT	W-L-T	GSU	OPP.
Tillotson	W	27	7
Mississippi Industrial	W	19	6
Texas Southern	W	26	6
Wiley College	T	14	14
Fort Valley State	W	54	0
Tennessee State	L	7	55
Prairie View A&M	L	7	40
Bishop	L	0	35

1951

Head Coach: Eddie Robinson

Record: 3-5-1

OPPONENT	W-L-T	GSU	OPP.
Maryland State	L	6	7
Xavier (La.)	L	7	25
Texas Southern	T	7	7
Wiley College	W	18	13
Mississippi Industrial	W	19	13
Prairie View A&M	L	12	34
Tennessee State	L	13	30
Arkansas-Pine Bluff	L	13	25
Bishop	W	52	0

1952

Head Coach: Eddie Robinson

Record: 7-3-1

OPPONENT	W-L-T	GSU	OPP.
Paul Quinn	W	13	0
Maryland State	L	0	34
Kentucky State	W	14	13
Texas Southern	L	14	46
Wiley College	W	18	14
Leland	W	34	7
Mississippi Industrial	W	27	0
Jackson State	T	13	13
Prairie View A&M	L	13	25
Arkansas-Pine Bluff	W	35	19
Alcorn State	W	27	13

1953

Head Coach: Eddie Robinson

Record: 7-3

OPPONENT	W-L-T	GSU	OPP.
Paul Quinn	W	27	0
Morris Brown	W	40	0
Kentucky State	W	13	0
Texas Southern	L	7	22
Bishop	L	34	67
Wiley College	W	24	0
Leland	W	60	0
Prairie View A&M	L	0	32
Jackson State	W	21	13
Arkansas-Pine Bluff	W	20	16

1954

Head Coach: Eddie Robinson

Record: 4-3-2

OPPONENT	W-L-T	GSU	OPP.
Paul Quinn	T	0	0
Alcorn State	L	6	26
Texas Southern	T	19	19
Bishop	W	48	7
Wiley College	W	35	12
Jackson State	W	34	13
Bethune-Cookman	L	14	25
Prairie View A&M	L	19	26
Arkansas-Pine Bluff	W	21	13

1955

Head Coach: Eddie Robinson

Record: 10-0

Midwest Conference Champions

Black College Football National Champions

OPPONENT	W-L-T	GSU	OPP.
Paul Quinn	W	60	7
Alcorn State	W	13	6
Tennessee State	W	12	0
Bishop	W	85	0
Wiley College	W	20	0
Jackson State	W	48	7
Bethune-Cookman	W	26	7
Prairie View A&M	W	26	7
Arkansas-Pine Bluff	W	38	6
Florida A&M	W	28	21

1956

Head Coach: Eddie Robinson

Record: 8-1

OPPONENT	W-L-T	GSU	OPP.
Paul Quinn	W	43	6
Alcorn State	W	33	12
Tennessee State	L	0	33
Wiley College	W	51	20
Morris Brown	W	34	12
Jackson State	W	26	7
Bethune-Cookman	W	27	7
Prairie View A&M	W	46	0
Bluefield	W	52	0

1957

Head Coach: Eddie Robinson

Record: 5-3

OPPONENT	W-L-T	GSU	OPP.
Alcorn State	W	53	0
Paul Quinn	W	60	0
Wiley College	L	12	44
Prairie View A&M	L	14	25
Jackson State	L	30	39
Bethune-Cookman	W	20	12
Texas Southern	W	14	12
Miss. Valley State	W	19	12

1958

Head Coach: Eddie Robinson

Record: 6-3

OPPONENT	W-L-T	GSU	OPP.
Alcorn State	W	48	6
Paul Quinn	W	72	8
Tennessee State	W	7	6
Wiley College	W	19	15
Prairie View A&M	L	6	44
Jackson State	W	21	18
Texas Southern	L	7	21
Arkansas-Pine Bluff	L	6	7
Miss. Valley State	W	55	7

1959

Head Coach: Eddie Robinson

Record: 5-5/2-5 SWAC

OPPONENT	W-L-T	GSU	OPP.
Bishop	W	48	6
Texas College	W	19	10
Southern	L	6	12
Tennessee State	L	21	26
Wiley College	W	42	20
Prairie View A&M	L	13	35
Jackson State	W	18	14
Texas Southern	L	14	15
Arkansas-Pine Bluff	L	6	7
Miss. Valley State	W	93	0

1960

Head Coach: Eddie Robinson

Record: 9-1/6-1 SWAC

SWAC Co-Champions

OPPONENT	W-L-T	GSU	OPP.
Bishop	W	61	6
Texas College	W	66	0
Southern	L	6	16
Tennessee State	W	20	6
Miss. Valley State	W	65	7
Prairie View A&M	W	26	0
Jackson State	W	32	12
Texas Southern	W	51	0
Arkansas-Pine Bluff	W	33	12
Wiley College	W	57	19

1961

Head Coach: Eddie Robinson

Record: 7-2/5-2 SWAC

OPPONENT	W-L-T	GSU	OPP.
Texas College	W	59	0
Southern	L	9	20
Tennessee State	W	25	8
Miss. Valley State	W	69	0
Prairie View A&M	W	34	14
Jackson State	L	13	14
Texas Southern	W	23	19
Wiley College	W	71	28
Alcorn State	W	49	0

1962

Head Coach: Eddie Robinson

Record: 6-2-2/3-3-2 SWAC

OPPONENT	W-L-T	GSU	OPP.
Benedict	W	55	0
Southern	W	13	3
Tennessee State	W	26	6
Miss. Valley State	W	41	6
Prairie View A&M	W	23	15
Jackson State	L	31	45
Texas Southern	L	25	42
Arkansas-Pine Bluff	T	20	20
Wiley	T	0	0
Alcorn State	W	46	7

1963

Head Coach: Eddie Robinson

Record: 5-3-1/3-3-1 SWAC

OPPONENT	W-L-T	GSU	OPP.
Alcorn State	W	40	23
Southern	L	21	22
Tennessee State	W	26	14
Miss. Valley State	W	39	6
Prairie View A&M	L	7	28
Jackson State	W	62	16
Texas Southern	L	13	27
Arkansas-Pine Bluff	T	7	7
Wiley	W	34	8

1964

Head Coach: Eddie Robinson

Record: 9-2/6-1 SWAC

OPPONENT	W-L-T	GSU	OPP.
Alcorn State	W	32	14
Southern	W	20	17
Prairie View A&M	L	14	22
Tennessee State	W	20	18
Miss. Valley State	W	20	7
Jackson State	W	47	26
Texas Southern	W	25	8
Arkansas-Pine Bluff	W	39	0
Wiley	W	40	21
Bishop	W	42	6
Florida A&M	L	15	42

1965

Head Coach: Eddie Robinson

Record: 8-3/6-1 SWAC

SWAC Champions

OPPONENT	W-L-T	GSU	OPP.
Alcorn State	W	26	13
Prairie View A&M	W	44	7
Tennessee State	L	7	40
Miss. Valley State	W	34	20
Jackson State	W	51	20
Texas Southern	L	6	26
Arkansas-Pine Bluff	W	21	9
Wiley	W	72	14
Southern	W	34	14
Lincoln University	W	54	18
North Dakota State	L	7	20

1966

Head Coach: Eddie Robinson

Record: 6-2-1/4-2-1 SWAC

SWAC Co-Champions

OPPONENT	W-L-T	GSU	OPP.
Alcorn State	W	14	13
Prairie View A&M	T	10	10
Tennessee State	L	23	31
Miss. Valley State	W	55	34
Jackson State	W	27	18
Texas Southern	W	19	17
Arkansas-Pine Bluff	W	61	21
Wiley	W	45	14
Southern	L	13	41

1967

Head Coach: Eddie Robinson

Record: 9-1/6-1 SWAC

SWAC Co-Champions

Black College Football National Champions

OPPONENT	W-L-T	GSU	OPP.
Alcorn State	W	13	7
Prairie View A&M	W	13	10
Tennessee State	W	26	24
Miss. Valley State	W	68	0
Jackson State	L	14	20
Texas Southern	W	20	14
Arkansas-Pine Bluff	W	39	13
Wiley	W	70	12
Southern	W	27	20
Florida A&M	W	28	25

1968

Head Coach: Eddie Robinson

Record: 9-2/6-1 SWAC

SWAC Co-Champions

OPPONENT	W-L-T	GSU	OPP.
Alcorn State	L	13	28
Morgan State	L	7	8
Tennessee State	W	30	21
Miss. Valley State	W	28	13
Prairie View A&M	W	22	14
Jackson State	W	35	33
Texas Southern	W	28	18
Arkansas-Pine Bluff	W	46	20
Wiley	W	37	6
Southern	W	34	32
Sacramento State	W	34	7

1969

Head Coach: Eddie Robinson

Record: 6-4/5-2 SWAC

OPPONENT	W-L-T	GSU	OPP.
Alcorn State	L	7	28
Morgan State	W	30	12
Prairie View A&M	W	58	25
Tennessee State	L	20	34
Miss. Valley State	W	41	14
Jackson State	W	62	12
Arkansas-Pine Bluff	W	42	0
Texas Southern	W	28	26

YEAR-BY-YEAR RESULTS \\\\\\\\\\\\\\\\\\\\\\\\

Southern	L	17	21
Florida A&M	L	19	23

1970

Head Coach: Eddie Robinson

Record: 9-2/5-1 SWAC

OPPONENT	W-L-T	GSU	OPP.
Morgan State	W	38	12
Alcorn State	L	7	10
Prairie View A&M	W	57	6
Tennessee State	L	27	34
Miss. Valley State	W	41	17
Jackson State	W	27	7
Texas Southern	W	20	16
Arkansas-Pine Bluff	W	41	13
Norfolk State	W	55	13
Southern	W	37	24
Cal-State Fullerton	W	34	31

1971

Head Coach: Eddie Robinson

Record: 9-2/5-1 SWAC

SWAC Co-Champions

OPPONENT	W-L-T	GSU	OPP.
Morgan State	W	31	13
Alcorn State	W	21	6
Arkansas-Pine Bluff	W	20	16
Prairie View A&M	W	30	7
Tennessee State	L	35	41
Miss. Valley State	W	25	15
Jackson State	L	7	13
Texas Southern	W	27	7
Norfolk State	W	55	0
Southern	W	31	3
Cal-State Fullerton	W	59	26

1972

Head Coach: Eddie Robinson

Record: 11-2/5-1 SWAC

SWAC Co-Champions

Black College Football National Champions

OPPONENT	W-L-T	GSU	OPP.
Morgan State	W	6	0
Alcorn State	L	6	9
Long Beach State	L	19	25
Prairie View A&M	W	36	0
Tennessee State	W	27	18
Miss. Valley State	W	27	21
Jackson State	W	26	13
Texas Southern	W	21	15
Hawaii	W	47	6
Norfolk State	W	39	6
Southern	W	2	0
Nevada-Reno	W	37	3
N. Carolina Central#	W	56	6

1973

Head Coach: Eddie Robinson

Record: 10-3/5-1 SWAC

SWAC Co-Champions

OPPONENT	W-L-T	GSU	OPP.
Long Beach State	W	29	16
Alcorn State	W	22	6
Morgan State	W	31	14
Prairie View A&M	W	38	12
Tennessee State	L	13	19
Miss. Valley State	W	17	0
Jackson State	W	19	12
Texas Southern	L	21	35
North Carolina A&T	W	62	6
Norfolk State	W	32	6
Southern	W	19	14
Delaware	W	17	8
Western Kentucky	L	20	28

1974

Head Coach: Eddie Robinson

Record: 11-1/5-1 SWAC

SWAC Co-Champions

Black College Football National Champions

OPPONENT	W-L-T	GSU	OPP.
Northwestern (La.)	W	14	13
Morgan State	W	14	0
Alcorn State	L	14	19
Prairie View A&M	W	61	0
Tennessee State	W	21	7
Miss. Valley State	W	20	14
Jackson State	W	26	13
Texas Southern	W	34	21
North Carolina A&T	W	39	16
Norfolk State	W	16	10
Southern	W	21	0
S. Carolina State	W	28	7

1975

Head Coach: Eddie Robinson

Record: 9-2/4-2 SWAC

Black College Football National Champions

OPPONENT	W-L-T	GSU	OPP.
Alcorn State	W	27	3
Morgan State	W	40	7
Hawaii	W	20	6
Oregon State	W	19	12
Tennessee State	W	28	25
Miss. Valley State	W	38	22
Jackson State	L	14	24
Texas Southern	W	37	21
Norfolk State	W	26	0
Southern	W	33	17
Prairie View A&M	L	0	2

1976

Head Coach: Eddie Robinson

Record: 8-4/4-2 SWAC

OPPONENT	W-L-T	GSU	OPP.
Alcorn State	L	0	24
Temple	L	30	31
Morgan State	W	42	16
Hawaii	W	34	23
Tennessee State	L	20	34
Miss. Valley State	W	20	7
Jackson State	W	28	6
Texas Southern	W	54	21
North Carolina A&T	W	34	18
Norfolk State	W	41	19
Southern	W	10	2
Prairie View A&M	L	0	2

1977

Head Coach: Eddie Robinson

Record: 10-1/6-0 SWAC

SWAC Champions

Black College Football National Champions

OPPONENT	W-L-T	GSU	OPP.
Alcorn State	W	42	17
Morgan State	W	35	19
Prairie View A&M	W	70	7
Tennessee State	L	8	26
Miss. Valley State	W	42	21
Jackson State	W	34	7
Texas Southern	W	28	14
Langston	W	65	0
Norfolk State	W	48	12
Southern	W	55	20
Temple	W	35	32

1978

Head Coach: Eddie Robinson

Record: 9-1-1/5-0-1 SWAC

SWAC Champions

OPPONENT	W-L-T	GSU	OPP.
Alcorn State	W	21	13
Morgan State	W	21	0
Prairie View A&M	W	37	6
Tennessee State	W	16	11
Miss. Valley State	T	0	0
Jackson State	W	13	7
Texas Southern	W	22	16
Langston	W	62	16
South Carolina State	W	19	15
Southern	W	28	15
Florida A&M	L	7	37

1979

Head Coach: Eddie Robinson

Record: 7-3/5-1 SWAC

SWAC Co-Champions

OPPONENT	W-L-T	GSU	OPP.
Morgan State	W	28	13
Alcorn State	W	40	6
Florida A&M	L	7	25
Prairie View A&M	W	61	6
Tennessee State	L	13	24
Miss. Valley State	W	25	13
Texas Southern	W	32	3
Alabama State	W	21	7
South Carolina State	W	22	15
Southern	L	7	14

1980

Head Coach: Eddie Robinson

Record: 10-2/5-1 SWAC

SWAC Co-Champions

Black College Football National Champions

OPPONENT	W-L-T	GSU	OPP.
Morgan State	W	34	13
Alcorn State	L	27	29
Florida A&M	W	27	25
Prairie View A&M	W	68	0
Tennessee State	W	52	27
Miss. Valley State	W	34	24
Jackson State	W	24	14
Texas Southern	W	43	14
Alabama State	W	28	14
South Carolina State	W	26	3
Southern	W	43	6
Boise State	L	9	14

1981

Head Coach: Eddie Robinson

Record: 6-4-1/4-1-1 SWAC

OPPONENT	W-L-T	GSU	OPP.
Florida A&M	W	21	10
Alcorn State	W	13	10
SMU	L	27	59
Prairie View A&M	W	44	3
Tennessee State	L	10	14
Miss. Valley State	W	35	0
Jackson State	W	15	7
Texas Southern	T	17	17
Alabama State	W	19	7
South Carolina State	L	14	30
Southern	L	20	51

1982

Head Coach: Eddie Robinson

Record: 8-3/4-2 SWAC

OPPONENT	W-L-T	GSU	OPP.
Morgan State	W	42	13
Alcorn State	W	31	14
Florida A&M%	W	43	21
Prairie View A&M	W	51	6
Tennessee State	L	8	22
Miss. Valley State	W	21	14
Jackson State	L	6	22
Texas Southern	W	34	30
Alabama State	W	36	14
Nicholls State	W	33	14
Southern	L	17	22

1983

Head Coach: Eddie Robinson

Record: 8-1-2/6-0-1 SWAC

SWAC Champions

Black College Football National Champions

OPPONENT	W-L-T	GSU	OPP.
Alcorn State	W	28	0
SMU	L	13	20
Morgan State	W	33	0
Prairie View A&M	W	42	8
Tennessee State	T	7	7
Miss. Valley State	T	28	28
Jackson State	W	14	10
Texas Southern	W	55	0
Alabama State	W	28	9
South Carolina State	W	14	3
Southern	W	24	10

1984

Head Coach: Eddie Robinson

Record: 7-4/5-2 SWAC

OPPONENT	W-L-T	GSU	OPP.
Alcorn State	L	13	27
Boston University	L	9	16
Bethune-Cookman	W	35	17
Prairie View A&M	W	42	0
Tennessee State	L	24	34
Miss. Valley State	L	36	48
Jackson State	W	19	3
Texas Southern	W	44	16
Alabama State	W	17	6
South Carolina State	W	8	7
Southern	W	31	29

1985

Head Coach: Eddie Robinson

Record: 9-3/6-1 SWAC

SWAC Co-Champions

OPPONENT	W-L-T	GSU	OPP.
Alcorn State	W	30	20
North Carolina Central	W	45	14
Oregon State	W	23	6
Prairie View A&M&	W	27	7
Tennessee State	W	31	24
Miss. Valley State	W	31	21
Jackson State	L	26	35
Texas Southern	W	30	6
Alabama State	W	28	0
South Carolina State	L	10	13
Southern	W	29	0
Arkansas State	L	7	10

1986

Head Coach: Eddie Robinson

Record: 7-4/4-3 SWAC

OPPONENT	W-L-T	GSU	OPP.
Alcorn State	W	19	17
North Carolina Central	W	32	24
Bethune-Cookman	W	30	24
Prairie View A&M	L	19	24
Tennessee State	L	10	21
Miss. Valley State	L	10	13
Jackson State	L	14	25
Texas Southern	W	49	21
Alabama State	W	19	7
South Carolina State	W	20	16
Southern	W	30	3

1987

Head Coach: Eddie Robinson

Record: 5-6/3-4 SWAC

OPPONENT	W-L-T	GSU	OPP.
Alcorn State	L	24	28
Central State	L	21	37
Bethune-Cookman	W	21	14
Prairie View A&M	W	28	7
Tennessee State	W	51	7
Miss. Valley State	W	45	14
Jackson State	L	17	31
Texas Southern	W	30	9
Alabama State	L	7	17
South Carolina State	L	13	15
Southern	L	21	27

YEAR-BY-YEAR RESULTS \\\\\\\\\\\\\\\\\\\\\\\\

1988

Head Coach: Eddie Robinson

Record: 8-3/5-2 SWAC

OPPONENT	W-L-T	GSU	OPP.
Alcorn State	W	27	13
Howard	L	20	35
Bethune-Cookman	W	17	16
Prairie View A&M	W	40	14
Tennessee State	W	35	33
Miss. Valley State	W	27	17
Jackson State	L	17	24
Texas Southern	W	49	7
Alabama State	W	34	0
South Carolina State	W	45	16
Southern	L	3	10

1989

Head Coach: Eddie Robinson

Record: 9-3/7-0 SWAC

SWAC Champions

OPPONENT	W-L-T	GSU	OPP.
Alcorn State	W	35	30
Howard	L	0	6
Alabama A&M	W	34	22
Prairie View A&M	W	39	0
Tennessee State	L	14	15
Miss. Valley State	W	74	14
Jackson State	W	27	17
Texas Southern	W	49	6
Alabama State	W	28	6
South Carolina State	W	56	10
Southern	W	44	30
Stephen F. Austin	L	56	59

1990

Head Coach: Eddie Robinson

Record: 8-3/3-3 SWAC

OPPONENT	W-L-T	GSU	OPP.
Alcorn State	W	42	13
Tennessee State	W	37	20
Hampton	W	22	3
Elizabeth City State	W	67	3
Alabama A&M	W	27	20
Miss. Valley State	L	20	38
Jackson State	L	19	29
Texas Southern$	W	52	36
Alabama State	L	14	37
South Carolina State	W	39	15
Southern	W	25	13

1991

Head Coach: Eddie Robinson

Record: 5-6/3-4 SWAC

OPPONENT	W-L-T	GSU	OPP.
Alcorn State	L	22	27
Virginia Union	L	37	46
Tennessee State	W	24	21
North Carolina A&T	L	12	28
Prairie View A&M	W	77	7
Miss. Valley State	W	37	35
Jackson State	L	22	34
Texas Southern	W	30	27
Alabama State	L	14	60
Florida A&M	W	25	22
Southern	L	30	31

1992

Head Coach: Eddie Robinson

Record: 10-2/6-1 SWAC

Black College Football National Champions

OPPONENT	W-L-T	GSU	OPP.
Alcorn State	L	33	35
Virginia Union	W	54	6
Tennessee State	W	38	28
Delaware State	L	42	45
Prairie View A&M	W	63	3
Miss. Valley State	W	49	6
Jackson State	W	34	31
Texas Southern	W	24	17
Alabama State	W	44	19
Florida A&M	W	27	10
Southern	W	30	27
Florida A&M	W	45	15

1993

Head Coach: Eddie Robinson

Record: 7-4/4-3 SWAC

OPPONENT	W-L-T	GSU	OPP.
Alcorn State	L	24	25
Tennessee State	W	33	28
Hampton	L	26	27
Prairie View A&M	W	49	0
Miss. Valley State	W	28	19
Arkansas-Pine Bluff	W	45	7
Jackson State	W	20	14
Texas Southern	W	50	26
Alabama State	L	10	16
Florida A&M	W	39	13
Southern	L	13	31

1994

Head Coach: Eddie Robinson

Record: 9-3/6-1 SWAC

SWAC Co-Champions

OPPONENT	W-L-T	GSU	OPP.
Alcorn State	W	62	56
Morgan State	W	87	12
Hampton	W	32	29
Prairie View A&M	W	66	0
Miss. Valley State	W	24	7
Arkansas-Pine Bluff	W	44	17
Jackson State	W	28	17
Texas Southern	W	51	20
Alabama State	W	51	24
Florida A&M	L	0	13
Southern	L	7	34
South Carolina State	L	27	31

1995

Head Coach: Eddie Robinson

Record: 5-6/4-3 SWAC

OPPONENT	W-L-T	GSU	OPP.
Alcorn State	W	39	17
Hampton	L	7	16
Central State	L	14	16
Prairie View A&M	W	64	0
$Miss. Valley State	W	42	6
Arkansas-Pine Bluff	L	14	17
Jackson State	L	28	29
Texas Southern	W	56	14
Alabama State	L	16	37
Elizabeth City State	W	42	12
Southern	L	14	30

1996

Head Coach: Eddie Robinson

Record: 3-8/2-5 SWAC

OPPONENT	W-L-T	GSU	OPP.
Alcorn State	L	6	31
Central State	L	7	20
Langston	L	14	15
Prairie View A&M	W	54	12
Miss. Valley State	L	10	19
Arkansas-Pine Bluff	W	32	15
Jackson State	L	0	52
Texas Southern	L	7	52
Alabama State	W	7	0
North Carolina A&T	L	12	17
Southern	L	12	17

1997

Head Coach: Eddie Robinson

Record: 3-7/2-6 SWAC

OPPONENT	W-L-T	GSU	OPP.
Alcorn State	L	20	44
Langston	W	20	0
Hampton	L	7	42
Prairie View A&M	W	33	6
Miss. Valley State	W	20	13
Arkansas-Pine Bluff	L	16	22
Jackson State	L	0	23
Texas Southern	L	16	21
Alabama State	L	13	38
Southern	L	7	30

1998

Head Coach: Doug Williams

Record: 5-6/4-4 SWAC

OPPONENT	W-L-T	GSU	OPP.
Alcorn State	W	11	0
Alabama A&M	L	13	14
Hampton	L	15	28
Prairie View A&M	W	55	40
Miss. Valley State	W	21	13
Arkansas-Pine Bluff	L	33	54
Jackson State	L	35	68
Texas Southern	L	24	41
Alabama State	W	31	6
Winston-Salem State	W	35	28
Southern	L	14	26

1999

Head Coach: Doug Williams

Record: 7-4/2-2 SWAC

OPPONENT	W-L-T	GSU	OPP.
Alcorn State	W	41	25
Alabama A&M	W	36	31
Jackson State	L	6	31
Hampton	L	7	27
Prairie View A&M	W	47	19
Miss. Valley State	W	42	19
Arkansas-Pine Bluff	W	24	19
Texas Southern	L	20	21
Alabama State	W	36	13
Winston-Salem State	W	25	23
Southern	L	31	37

2000

Head Coach: Doug Williams

Record: 10-2/6-1 SWAC

SWAC Champions

Black College Football National Champions

OPPONENT	W-L-T	GSU	OPP.
Alcorn State	W	29	6
Louisville	L	0	52
Alabama A&M	W	17	14
Miss. Valley State	W	49	13
Prairie View A&M	W	47	7
Florida A&M	W	12	10
Arkansas-Pine Bluff	W	24	17
Jackson State	W	33	30
Texas Southern	W	26	17
Alabama State	W	20	2
Southern	L	29	33
Alabama A&M	W	14	6

2001

Head Coach: Doug Williams

Record: 10-1/6-1 SWAC

SWAC Champions

Black College Football National Champions

OPPONENT	W-L-T	GSU	OPP.
Alcorn State	W	37	22
Alabama A&M	W	30	7
Portland State	W	30	29
Arkansas-Pine Bluff	W	60	7
Florida A&M	W	12	10
Jackson State	W	30	16
Texas Southern	W	43	3
Alabama State	L	38	45
Nicholls State	W	37	28
Southern	W	30	20
Alabama State	W	38	31

2002

Head Coach: Doug Williams

Record: 11-2/6-1 SWAC

OPPONENT	W-L-T	GSU	OPP.
McNeese State	L	20	52
Alcorn State	W	41	35
Alabama A&M	W	23	13
Tennessee State	W	49	14
Langston	W	37	30
Prairie View A&M	W	35	13
Arkansas-Pine Bluff	W	54	15
Jackson State	W	52	31
Texas Southern	W	42	28
Alabama State	W	34	21
Morris Brown	W	64	36
Southern	L	24	48
Alabama A&M	W	31	19

2003

Head Coach: Doug Williams

Record: 9-3/6-1 SWAC

OPPONENT	W-L-T	GSU	OPP.
San Jose State	L	0	29
Alcorn State	W	40	28
Alabama A&M	W	45	14
McNeese State	L	20	31
Prairie View A&M	W	65	7
Miss. Valley State	W	45	6
Arkansas-Pine Bluff	W	41	16
Jackson State@	W	24	17
Texas Southern	W	48	15
Alabama State	W	37	34
Savannah State	W	33	17
Southern	L	41	44

2004

Head Coach: Melvin Spears

Record: 6-5/3-4 SWAC

OPPONENT	W-L-T	GSU	OPP.
Alcorn State	L	23	34
Alabama A&M	L	9	21
Bethune-Cookman	W	24	23
Prairie View A&M	W	53	32
Miss. Valley State	W	34	26
Ark.-Pine Bluff	L	22	41
Jackson State	L	23	32
Texas Southern	W	28	10
Alabama State	L	23	37
Savannah State	W	31	26
Southern	W	24	13

2005

Head Coach: Melvin Spears

Record: 11-1/9-0 SWAC

SWAC Champions

Black College Football National Champions

OPPONENT	W-L-T	GSU	OPP.
Alabama A&M	W	44	0
Washington State	L	7	48
Prairie View A&M	W	50	7
Miss. Valley State	W	37	22
Arkansas-Pine Bluff	W	26	23
Jackson State	W	52	21
Texas Southern	W	58	21
Alabama State	W	32	27
Concordia	W	82	7
Southern	W	50	35
Alcorn State	W	46	19
Alabama A&M	W	45	6

2006

Head Coach: Melvin Spears

Record: 3-8/3-6 SWAC

OPPONENT	W-L-T	GSU	OPP.
Hampton	L	26	27 (OT)
Alabama A&M	L	27	30 (OT)
Houston	L	22	42
Prairie View A&M	W	53	7
Miss. Valley State	W	28	25
Arkansas-Pine Bluff	L	28	33
Jackson State	W	36	7
Texas Southern	L	28	33
Alabama State	L	16	35
Southern	L	17	21
Alcorn State	L	14	21

YEAR-BY-YEAR RESULTS \\\\\\\\\\\\\\\\\\\\\\\\

2007
Head Coach: Rod Broadway
Record: 8-4/8-1 SWAC

OPPONENT	W-L-T	GSU	OPP.
Alcorn State	W	31	10
Pittsburgh	L	10	34
Alabama A&M	W	31	6
Prairie View A&M	W	17	14
Miss. Valley State	W	40	0
Arkansas-Pine Bluff	W	30	24
Jackson State	W	30	20
Texas Southern	W	57	9
Alabama State	W	21	7
Louisiana at Monroe	L	14	28
Southern	L	13	22
Jackson State	L	31	42

2008
Head Coach: Rod Broadway
Record: 11-2/7-0 SWAC
SWAC Champions
Black College Football National Champions

OPPONENT	W-L-T	GSU	OPP.
Nevada	L	13	49
Alcorn State	W	29	0
Northwestern State	L	19	31
Jackson State	W	14	5
Langston	W	13	2
Prairie View A&M	W	40	16
Alabama A&M	W	27	9
Alabama State	W	27	7
Mississippi Valley St.	W	35	14
Arkansas-Pine Bluff	W	28	7
Texas Southern	W	33	7
Southern	W	29	14
Jackson State	W	41	9

2009
Head Coach: Rod Broadway
Record: 7-4/5-2 SWAC

DATE	W-L-T	OPPONENT	SCORE	SITE
9/6	L	South Carolina State	31-34	N
9/12	W	Northwestern State	38-17	H
9/19	W	Jackson State	27-17	A
9/26	L	Oklahoma State	6-56	A
10/3	L	Prairie View A&M	32-35	N
10/10	W	Alabama A&M	41-20	H
10/17	W	Alabama State	23-12	A
10/31	W	Mississippi Valley	50-7	H
11/6	L	Ark.-Pine Bluff	42-49	H
11/12	W	Texas Southern	49-33	H
11/28	W	Southern	31-13	N

2010
Head Coach: Rod Broadway
Record: 9-2/8-1 SWAC

DATE	W-L-T	OPPONENT	SCORE	SITE
9/4	L	Louisiana Tech	6-20	N
9/18	W	Jackson State	28-21	H
9/25	W	Prairie View A&M	34-17	N
10/2	W	Alabama A&M	25-22	A
10/9	W	Alabama State	22-7	H
10/16	W	Alcorn State	38-28	H
10/23	W	Mississippi Valley	35-14	A
10/30	W	Ark.-Pine Bluff	35-25	H
11/6	W	Concordia	35-0	H
11/11	L	Texas Southern	34-41	A
11/27	W	Southern	38-17	N

2011
Head Coach: Doug Williams
Record: 8-4/6-3 SWAC
SWAC Champions

DATE	W-L-T	OPPONENT	SCORE	SITE
9/3	W	Alcorn State	21-14	N
9/10	L	La.-Monroe	7-35	A
9/17	L	Alabama State	17-31	A
9/24	L	Alabama A&M	14-20	H
10/1	L	Prairie View A&M	23-31	N
10/15	W	Concordia	44-0	H
10/22	W	Mississippi Valley	30-24 (ot)	H
10/29	W	Ark.-Pine Bluff	27-20	A
11/5	W	Jackson State	26-23	A
11/26	W	Southern	36-12	N
12/10	W	Alabama A&M	16-15	N

2012
Head Coach: Doug Williams
Record: 1-10/0-9 SWAC

DATE	W-L-T	OPPONENT	SCORE	SITE
9/1	L	Alcorn State	21-22	N
9/8	L	TCU	0-56	A
9/15	L	Alabama State	18-19	H
9/29	L	Alabama A&M	17-38	A
10/6	L	Prairie View A&M	14-31	N
10/13	L	Mississippi Valley	21-45	A
10/20	W	Va.-Lynchburg	22-7	H
10/27	L	Texas Southern	20-23	A
11/3	L	Jackson State	17-53	H
11/10	L	Ark.-Pine Bluff	17-24	H
11/24	L	Southern	33-38	N

2013
Head Coach: Doug Williams
Record: 1-10/1-7 SWAC

DATE	W-L-T	OPPONENT	SCORE	SITE
8/31	L	Alabama A&M	9-23	H
9/7	L	La.-Monroe	10-48	A
9/14	L	Lincoln (Mo.)	34-47	H
9/21	L	Alabama State	21-52	A
9/28	L	Lamar	16-27	H
10/5	L	Prairie View A&M	3-31	N
10/12	L	Alcorn State	0-48	N
10/19	NR	Jackson State*	----	A
10/26	L	Texas Southern	17-23	H
11/2	W	Mississippi Valley	47-40	H
11/9	L	Ark.-Pine Bluff	42-45	A
11/30	L	Southern	17-40	N

2014
Head Coach: Broderick Fobbs
Record: 7-5/7-2 SWAC

DATE	W-L-T	OPPONENT	SCORE	SITE
10/30	L	Lamar	27-42	A
9/6	L	Houston	0-47	A
9/13	L	Bethune-Cookman	23-36	A
9/20	W	Jackson State	40-35	A
9/27	W	Prairie View A&M	26-20	N
10/4	W	Alabama A&M	38-28	A
10/11	W	Alcorn State	28-21	H
10/18	W	Ark.-Pine Bluff	63-39	H
11/1	W	Texas Southern	35-7	A
11/6	W	Mississippi Valley	38-23	A
11/15	L	Alabama State	23-37	H
11/29	L	Southern	45-52	N

2015
Head Coach: Broderick Fobbs
Record: 9-3/9-0 SWAC

DATE	W-L-T	OPPONENT	SCORE	SITE
9/5	L	California	14-73	A
9/12	L	Bethune-Cookman	53-56	H
9/19	W	Alabama State	34-10	H
9/26	W	Prairie View A&M	70-54	N
10/3	W	Jackson State	59-27	A
10/10	W	Alabama A&M	37-14	H
10/17	W	Alcorn State	35-34	A
10/24	W	Mississippi Valley	49-14	H
11/7	W	Texas Southern	41-15	H
11/14	W	Ark.-Pine Bluff	49-31	A
11/28	W	Southern	34-23	N
12/5	L	Alcorn State	21-49	N

2016
Head Coach: Broderick Fobbs
Record: 11-1/9-0 SWAC
SWAC Champions
Black College Football National Champions

DATE	W-L-T	OPPONENT	SCORE	SITE
9/3	W	Va.-Lynchburg	72-12	H
9/10	L	Arizona	21-31	A
9/17	W	Jackson State	35-14	A
9/24	W	Alcorn State	43-18	H
10/1	W	Prairie View A&M	36-16	N
10/22	W	Mississippi Valley	59-10	A
10/29	W	Ark.-Pine Bluff	70-0	H
11/5	W	Alabama A&M	56-17	A
11/12	W	Alabama State	21-0	N
11/19	W	Texas Southern	47-28	A
11/26	W	Southern	52-30	N
12/3	W	Alcorn State	27-20	N
12/17	W	N.C. Central	10-9	N

2017
Head Coach: Broderick Fobbs
Record: 11-2/7-0 SWAC
SWAC Champions

DATE	W-L-T	OPPONENT	SCORE	SITE
9/2	L	Tulane	14-43	A
9/9	W	Northwestern State	23-10	H
9/16	W	Jackson State	36-21	H
9/23	W	Mississippi Valley	38-6	A
9/30	W	Clark Atlanta	31-20	N
10/7	W	Prairie View A&M	34-21	N
10/21	W	Alcorn State	41-14	H
10/28	W	Texas Southern	50-24	H
11/4	W	Arkansas-Pine Bluff	31-26	A
11/11	W	Alabama State	24-7	A
11/25	W	Southern	30-21	N
12/2	W	Alcorn State	40-32	N
12/16	L	North Carolina A&T	14-21	N

2018
Head Coach: Broderick Fobbs
Record: 6-5/4-3 SWAC

DATE	W-L-T	OPPONENT	SCORE	SITE
9/1	L	Louisiana	17-49	A
9/8	L	Northwestern State	7-34	A
9/22	W	Alabama State	34-0	H
9/29	L	Prairie View A&M	16-22	N
10/6	W	Okla. Panhandle St.	62-7	H
10/13	W	Texas Southern	34-21	A
10/20	L	Alcorn State	26-33	A
10/27	W	Ark.-Pine Bluff	45-38 (OT)	H
11/3	W	Miss. Valley State	24-19	H
11/10	W	Alabama A&M	29-16	A
11/25	L	Southern	28-38	N

2019
Head Coach: Broderick Fobbs
Record: 6-5/4-3 SWAC

DATE	W-L-T	OPPONENT	SCORE	SITE
8/31	L	Louisiana-Monroe	9-31	A
9/7	L	Louisiana Tech	14-20	A
9/21	L	Alabama State	20-23	A
9/28	L	Prairie View A&M	36-42	N
10/5	W	Jackson State	44-21	A
10/12	W	Alabama A&M	23-10	H
10/26	W	Arkansas-Pine Bluff	39-33	A
11/2	W	Texas Southern	55-20	H
11/9	W	Alcorn State	19-16 (ot)	H
11/16	W	Miss. Valley State	40-0	A
11/30	L	Southern	28-30	N

2020
Head Coach: Broderick Fobbs
Record: 0-4/0-4 SWAC
Played in Spring 2021 (due to coronovirus pandemic)

DATE	W-L-T	OPPONENT	SCORE	SITE
3/6	L	Jackson State	28-33	H
3/13	L	Prairie View A&M	10-17	N
3/20	L	Arkansas-Pine Bluff	21-48	H
4/17	L	Southern	7-49	N

2021
Head Coach: Broderick Fobbs
*Interim Head Coach: Terrence Graves (Bayou Classic)
Record: 4-7/3-5 SWAC

DATE	W-L-T	OPPONENT	SCORE	SITE
9/5	W	Tennessee State	16-10	N
9/11	L	Southern Miss	0-37	A
9/18	L	Houston	0-45	A
9/25	L	Prairie View A&M	10-24	N
10/2	W	Alabama A&M	37-29	H
10/9	L	Alcorn State	20-24	A
10/16	W	Texas Southern	34-20	H
10/30	L	Florida A&M	3-26	A
11/6	L	Ark.-Pine Bluff	26-33	A
11/13	L	Bethune-Cookman	14-31	H
11/27	W	Southern	29-26	N

2022
Head Coach: Hue Jackson
Record: 3-8/2-6 SWAC

DATE	W-L-T	OPPONENT	SCORE	SITE
9/5	L	Arkansas State	3-58	A
9/10	W	Northwestern State	47-21	N
9/17	L	Jackson State	24-66	A
9/24	L	Bethune-Cookman	36-19	A
10/1	L	Prairie View A&M	34-14	N
10/8	L	Alabama A&M	37-31(2OT)	A
10/15	L	Florida A&M	16-20	H
10/29	W	Alcorn State	35-6	H
11/5	W	Ark.-Pine Bluff	36-10	H
11/112	L	Texas Southern	41-7	A
11/27	L	Southern	34-17	N

2023
Head Coach: Hue Jackson
Record: 5-6/4-4 SWAC

DATE	W-L-T	OPPONENT	SCORE	SITE
9/5	L	Hampton	31-35	N
9/10	L	LSU	10-72	N
9/17	W	Florida Memorial	58-22	H
9/24	W	Texas Southern	35-23	H
10/1	W	Prairie View A&M	35-20	N
10/8	L	Alcorn State	24-25	A
10/15	L	Alabama A&M	24-45	H
10/29	W	Bethune-Cookman	28-14	H
11/5	L	Alabama State	17-6	N
11/12	W	Arkansas-Pine Bluff	43-14	A
11/27	L	Southern	22-27	N

2024
Head Coach: Mickey Joseph
Record: 5-7/2-6 SWAC

DATE	W-L-T	OPPONENT	SCORE	SITE
8/31	L	Louisiana	10-40	A
9/7	W	Tuskegee	37-20	H
9/14	W	East Texas A&M	35-28 (OT)	A
9/21	W	Jackson State	41-20	H
9/28	L	Prairie View A&M	34-36 (5OT)	N
10/12	L	Alcorn State	15-17	H
10/19	W	Arkansas-Pine Bluff	31-21	H
10/26	L	Texas Southern	17-24	A
11/2	L	Bethune-Cookman	21-24	A
11/9	W	Alabama State	24-23	H
11/14	L	Alabama A&M	17-22	A
11/30	L	Southern	14-224	N

Notes:
* Forfeit
% Eddie Robinson's 300th Victory
& Eddie Robinson's 324th Victory
$ Eddie Robinson's 400th Victory

@ Doug William's 50th win at GSU

ALL-TIME GRAMBLING STATE HEAD FOOTBALL COACHES

Coach	Record
Ralph Waldo Emerson Jones [1926-32]	4-7-1
Ira Smith [1932]	0-1-0
Joe Williams [1933]	0-1-0
Ozias Johnson [1934]	0-2-0
Emory Hines [1935-40]	13-23-3
Eddie G. Robinson [1941-97]	408-165-15
Doug Williams [1998-2003/2011-13]	60-34-0
Melvin Spears Jr. [2004-06]	20-14-0
Rod Broadway [2007-10]	26-10-0
George Ragsdale *(Interim)* [2013]	0-4-0
Dennis Winston *(Interim)* [2013]	1-3-0
Broderick Fobbs [2014-21]	53-32-0
Terrence Graves *(Interim)* [2021]	1-0-0
Hue Jackson [2022-2023]	8-14-0
Mickey Joseph [2024 - Present]	5-7-0
Total	***596-299-19***

BY COACHING VICTORIES

Coach	Record
Eddie G. Robinson [1941-97]	408-165-15
Doug Williams [1998-2003/2011-13]	60-34-0
Broderick Fobbs [2014-21]	53-32-0
Rod Broadway [2007-10]	26-10-0
Melvin Spears Jr. [2004-06]	20-14-0
Emory Hines [1935-40}	13-23-3
Hue Jackson [2022-2023]	*8-14-0*
Mickey Joseph [2024 - Present]	5-7-0
Ralph Waldo Emerson Jones [1926-32]	4-7-1
Terrence Graves *(Interim)* [2021]	1-0-0
Dennis Winston *(Interim)* [2013]	1-3-0
Ira Smith [1932]	0-1-0
Joe Williams [1933]	0-1-0
Ozias Johnson [1934]	0-2-0
George Ragsdale *(Interim)* [2013]	0-4-0

BY WINNING PERCENTAGE

Coach	Winning %
Terrence Graves *(Interim)* [2021]	1.000
Rod Broadway [2007-10]	.722
Eddie G. Robinson [1941-97]	.712
Doug Williams [1998-2003/2011-13]	.638
Broderick Fobbs [2014-21]	.624
Melvin Spears Jr. [2004-06]	.588
Mickey Joseph [2024-Present]	.417
Ralph Waldo Emerson Jones [1926-32]	.363
Hue Jackson [2022-2023]	.363
Emory Hines [1935-40]	.361
Dennis Winston *(Interim)* [2013]	.250
Ira Smith [1932]	.000
Joe Williams [1933]	.000
George Ragsdale *(Interim)* [2013]	.000
Ozias Johnson [1934]	.000

ALL-TIME RESULTS VS OPPONENTS \\\\\\\\\\\\\\\\\\\\\\\\

ALABAMA A&M [21-9]

YEAR	Date	GSU	Opp.
1989		34	22
1990		27	20
1998		13	14
1999		36	31
2000		17	14
2000		14	6
2001		30	7
2002		23	13
2002		31	19
2003		45	14
2004		9	21
2005		44	0
2005		45	6
2006		27	30 (OT)
2007		31	6
2008		27	9
2009	10/10	41	20
2010	10/2	25	22
2011	9/24	14	20
2011	12/10	16	15
2012	9/29	17	38
2013	8/31	9	23
2014	10/4	38	28
2016	11/5	56	17
2018	11/10	29	16
2019	10/12	23	10
2021	10/2	37	28
2022		31	37 (2OT)
2023		24	45
2024	11/14	17	22

Alabama A&M Series Notes

Grambling State Points	830
Alabama A&M Points	567
Games Decided by 3 Points or Less	3-3
Games Decided by 7 Points or Less	5-5
Longest Winning Streak	7 (1999-2003)
Current Streak	Lost 3
Last 10 Games	5-5
Biggest Win	56-17 (2016)
Biggest Loss	17-38 (2012), 24-45 (2023)

ALABAMA STATE [28-15]

YEAR	Date	GSU	Opp.
1979		21	7
1980		28	12
1981		19	7
1982		36	14
1983		28	9
1984		17	6
1985		28	0
1986		16	7
1987		7	17
1988		34	0
1989		28	6
1990		14	37
1991		14	60
1992		44	19
1993		10	16
1994		51	24
1995		16	37
1996		7	0
1997		13	20
1998		31	6
1999		36	13
2000		20	2
2001		38	45*Forfeit
2001		38	31
*SWAC Championship Game			
2002		34	21
2003		37	34
2004		23	37
2005		32	27
2006		16	35
2007		21	7
2008		27	7
2009		23	12
2010		22	7
2011		17	31
2012		18	19
2013		21	52
2014		23	37
2015		34	10
2016		21	0
2017		24	7
2018		34	0
2019		20	23
2023		6	17

Alabama State Series Notes

Grambling State Points	1,050
Alabama State Points	791
Games Decided by 3 Points or Less	1-2
Games Decided by 7 Points or Less	4-4
Longest Winning Streak	8 (1979-1986)
Current Streak	Lost 2
Last 10 Games	4-6
Biggest Win	34-0 (1988)
Biggest Loss	14-60 (1991)

ALCORN STATE [47-26-3]

YEAR	Date	GSU	Opp.
1952		27	13
1954		6	26
1955		13	6
1956		33	12
1957		53	0
1958		48	6
1961		49	0
1962		46	7
1963		40	23
1964		32	14
1965		26	13
1966		14	13
1967		13	7
1968		13	28
1969		7	28
1970		7	10
1971		21	6
1972		6	9
1973		22	6
1974		14	19
1975		27	3
1976		0	2
1977		42	17
1978		21	13
1979		40	6
1980		27	29
1981		13	10
1982		31	14
1983		28	0
1984		13	27
1984		13	27
1985		30	20
1986		19	17
1987		24	28
1988		27	13
1989		35	30
1990		42	13
1991		22	27
1992		33	35
1993		24	25
1994		62	56
1995		39	17
1996		6	31
1997		20	44
1998		11	0
1999		41	25
2000		29	6
2001		37	22
2002		41	35
2003		40	28
2004		23	34
2005		46	19
2006		14	21
2007		31	10
2008		29	0
2010	10/16	38	28
2011	9/3	21	14
2012	9/1	21	22
2013	10/12	0	48
2014	10/11	28	21
2015	10/17	35	34
2015	12/5	21	49
2016	9/24	43	18
2016	12/3	27	20
2017	10/21	41	14
2017	12/2	40	32
2018	10/20	26	33
2019	11/9	19	16 (OT)
2021	10/9	20	24
2022		35	6
2023		24	25 (OT)
2024	10/12	15	17

Alcorn State Series Notes

Grambling State Points	1,911
Alcorn State Points	1,344
Games Decided by 3 Points or Less	5-8
Games Decided by 7 Points or Less	10-14
Longest Winning Streak	11 (1955-1967)
Current Streak	Lost 2
Last 10 Games	6-4
Biggest Win	53-0 (1957)
Biggest Loss	0-48 (2013)

Alcorn State Series Notes

Grambling State Points	1,872
Alcorn State Points	1,302
Games Decided by 3 Points or Less	5-6
Games Decided by 7 Points or Less	10-12
Longest Winning Streak	11 (1955-1967)
Current Streak	Won 1
Last 10 Games	7-3
Biggest Win	53-0 (1957)
Biggest Loss	0-48 (2013)

ARIZONA (0-1)

YEAR	Date	GSU	Opp.
2016	9/10	21	31

Arizona Series Notes

Grambling State Points	21
Arizona Points	31
Games Decided by 3 Points or Less	0-0
Games Decided by 7 Points or Less	0-0
Longest Winning Streak	None
Current Streak	Lost 1
Last 10 Games	0-1
Biggest Win	None
Biggest Loss	21-31 (2016)

ALL-TIME RESULTS VS OPPONENTS \\\\\\\\\\\\\\\\\\\\\\\\

ARKANSAS-PINE BLUFF [34-13-2]

YEAR	Date	GSU	Opp.
1951		13	25
1952		35	19
1953		20	16
1954		21	13
1955		38	6
1958		6	7
1959		6	7
1960		33	12
1962		20	20
1963		7	7
1964		39	0
1965		21	9
1966		61	21
1967		39	13
1968		46	20
1969		42	0
1970		41	13
1971		20	16
1993		45	7
1994		44	17
1995		14	17
1996		32	15
1997		16	22
1998		33	54
1999		24	19
2000		24	17
2001		60	7
2002		54	15
2003		41	16
2004		22	41
2005		26	23
2006		28	33
2007		30	24
2008		28	7
2009	11/6	42	49
2010	10/30	35	25
2011	10/29	27	20
2012	11/10	17	24
2013	11/9	42	45
2014	10/18	63	39
2015	11/14	49	31
2016	10/29	70	0
2017	11/4	31	26
2018	10/27	45	38 (ot)
2019	10/26	39	33
2021	3/20	21	48
2021	11/6	26	33
2022		36	10
2023		43	14
2024	10/19	31	21

Arkansas-Pine Bluff Series Notes

Grambling State Points	1,645
Arkansas-Pine Bluff Points	1,014
Games Decided by 3 Points or Less	1-4
Games Decided by 7 Points or Less	10-9
Longest Winning Streak	11 (1960-1994)
Current Streak	Won 2
Last 10 Games	8-2
Biggest Win	70-0 (2016)
Biggest Loss	21-48 (2021)

)

ARKANSAS STATE [0-1]

YEAR	Date	GSU	Opp.
1985		7	10

Arkansas State Series Notes

Grambling State Points	7
Arkansas State Points	10
Games Decided by 3 Points or Less	0-1
Games Decided by 7 Points or Less	0-0
Longest Winning Streak	None
Current Streak	Lost 1
Last 10 Games	0-1
Biggest Win	None
Biggest Loss	7-10 (1985)

BENEDICT [1-0]

YEAR	Date	GSU	Opp.
1962		55	0

Benedict Series Notes

Grambling State Points	55
Benedict Points	0
Games Decided by 3 Points or Less	0-0
Games Decided by 7 Points or Less	0-0
Longest Winning Streak	1 (1962)
Current Streak	Won 1
Last 10 Games	1-0
Biggest Win	55-0 (1962)
Biggest Loss	None

BETHUNE-COOKMAN [9-5]

YEAR	Date	GSU	Opp.
1954		14	25
1955		26	7
1956		27	7
1957		20	12
1984		35	17
1986		30	24
1987		21	14
1988		17	16
2004		24	23
2014	9/13	23	36
2015	9/12	53	56
2021	11/13	14	31
2022		19	37
2023		28	14
2024	11/2	21	24

Bethune-Cookman Series Notes

Grambling State Points	372
Bethune-Cookman Points	343
Games Decided by 3 Points or Less	2-2
Games Decided by 7 Points or Less	3-2
Longest Winning Streak	8 (1955-1957; 1984-2004)
Current Streak	Lost 1
Last 10 Games	6-4
Biggest Win	27-7 (1956)
Biggest Loss	19-37 (2022)

)

BISHOP [6-2]

YEAR	Date	GSU	Opp.
1950		0	35
1951		52	0
1953		34	67
1954		48	7
1955		85	0
1959		48	6
1960		61	6
1964		42	6

Bishop Series Notes

Grambling State Points	370
Bishop Points	127
Games Decided by 3 Points or Less	0-0
Games Decided by 7 Points or Less	0-0
Longest Winning Streak	5 (1954-1964)
Current Streak	Won 5
Last 10 Games	6-2
Biggest Win	85-0 (1955)
Biggest Loss	0-35 (1950)

BOISE STATE [0-1]

YEAR	Date	GSU	Opp.
1980		9	14

Boise State Series Notes

Grambling State Points	9
Boise State Points	14
Games Decided by 3 Points or Less	0-0
Games Decided by 7 Points or Less	0-1
Longest Winning Streak	None
Current Streak	Lost 1
Last 10 Games	0-1
Biggest Win	None
Biggest Loss	9-14 (1980)

BOSTON UNIVERSITY [0-1]

YEAR	Date	GSU	Opp.
1984		9	16

Boston University Series Notes

Grambling State Points	9
Boston University Points	16
Games Decided by 3 Points or Less	0-0
Games Decided by 7 Points or Less	0-1
Longest Winning Streak	None
Current Streak	Lost 1
Last 10 Games	0-1
Biggest Win	None
Biggest Loss	9-16 (1984)

BLUEFIELD [1-0]

YEAR	Date	GSU	Opp.
1956		52	0

Bluefield Series Notes

Grambling State Points	52
Bluefield Points	0
Games Decided by 3 Points or Less	0-0
Games Decided by 7 Points or Less	0-0
Longest Winning Streak	1 (1956)
Current Streak	Won 1
Last 10 Games	1-0
Biggest Win	52-0 (1956)
Biggest Loss	None

CALIFORNIA [0-1]

YEAR	Date	GSU	Opp.
2015	9/5	14	73

California Series Notes

Grambling State Points	14
California Points	73
Games Decided by 3 Points or Less	0-0
Games Decided by 7 Points or Less	0-0
Longest Winning Streak	None
Current Streak	Lost 1
Last 10 Games	0-1
Biggest Win	None
Biggest Loss	14-73 (2015)

CAL STATE-FULLERTON [2-0]

YEAR	Date	GSU	Opp.
1970		34	31
1971		59	26

Cal State-Fullerton Series Notes

ALL-TIME RESULTS VS OPPONENTS \\\\\\\\\\\\\\\\\\\\\\\\

Grambling State Points	93
Cal State-Fullerton Points	57
Games Decided by 3 Points or Less	1-0
Games Decided by 7 Points or Less	1-0
Longest Winning Streak	2 (1970-1971)
Current Streak	Won 1
Last 10 Games	2-0
Biggest Win	59-26 (1971)
Biggest Loss	None

CENTRAL STATE [0-3]

YEAR	Date	GSU	Opp.
1987		21	37
1995		14	16
1996		7	20

Central State Series Notes

Grambling State Points	42
Central State Points	73
Games Decided by 3 Points or Less	0-1
Games Decided by 7 Points or Less	0-1
Longest Winning Streak	None
Current Streak	Lost 3
Last 10 Games	0-3
Biggest Win	None
Biggest Loss	21-37 (1987)

CLARK ATLANTA [1-0]

YEAR	Date	GSU	Opp.
2017	9/30	31	20

Clark Atlanta Series Notes

Grambling State Points	31
Clark Atlanta Points	20
Games Decided by 3 Points or Less	0-0
Games Decided by 7 Points or Less	0-0
Longest Winning Streak	1 (2017)
Current Streak	Won 1
Last 10 Games	1-0
Biggest Win	31-20 (2017)
Biggest Loss	None

CONCORDIA (Ala.) [3-0]

YEAR	Date	GSU	Opp.
2005		82	7
2010	11/6	35	0
2011	10/15	44	0

Concordia Series Notes

Grambling State Points	161
Concordia Points	7
Games Decided by 3 Points or Less	0-0
Games Decided by 7 Points or Less	0-0
Longest Winning Streak	3 (2005-2011)
Current Streak	Won 3
Last 10 Games	3-0
Biggest Win	82-7 (2005)
Biggest Loss	None

DELAWARE [1-0]

YEAR	Date	GSU	Opp.
1973		17	8

Delaware Series Notes

Grambling State Points	17
Delaware Points	8
Games Decided by 3 Points or Less	0-0
Games Decided by 7 Points or Less	0-0
Longest Winning Streak	1 (1973)
Current Streak	Won 1
Last 10 Games	1-0
Biggest Win	17-8 (1973)
Biggest Loss	None

DELAWARE STATE [0-1]

YEAR	Date	GSU	Opp.
1992		42	45

Delaware State Series Notes

Grambling State Points	42
Delaware State Points	45
Games Decided by 3 Points or Less	0-1
Games Decided by 7 Points or Less	0-1
Longest Winning Streak	None
Current Streak	Lost 1
Last 10 Games	0-1
Biggest Win	None
Biggest Loss	42-45 (1992)

ELIZABETH CITY STATE [2-0]

YEAR	Date	GSU	Opp.
1990		67	3
1995		42	12

Elizabeth City State Series Notes

Grambling State Points	109
Elizabeth City State Points	15
Games Decided by 3 Points or Less	0-0
Games Decided by 7 Points or Less	0-0
Longest Winning Streak	2 (1990-1995)
Current Streak	Won 2
Last 10 Games	2-0
Biggest Win	67-3 (1990)
Biggest Loss	None

FLORIDA A&M [10-7]

YEAR	Date	GSU	Opp.
1955		28	21
1964		15	42
1967		28	25
1969		19	23
1978		7	37
1979		7	25
1980		27	25
1981		21	10
1982		43	21
1991		25	22
1992		27	10
1992		45	15
1993		39	13
1994		0	13
2000		12	10
2021	10/30	3	26
2022		16	20

Florida A&M Series Notes

Grambling State Points	362
Florida A&M Points	358
Games Decided by 3 Points or Less	4-0
Games Decided by 7 Points or Less	5-1
Longest Winning Streak	7 (1980-1993)
Current Streak	Lost 1
Last 10 Games	7-3
Biggest Win	45-15 (1992)
Biggest Loss	7-37 (1978)

FORT VALLEY STATE [1-0]

YEAR	Date	GSU	Opp.
1950		54	0

Fort Valley State Series Notes

Grambling State Points	54
Fort Valley State Points	0
Games Decided by 3 Points or Less	0-0
Games Decided by 7 Points or Less	0-0
Longest Winning Streak	1 (1950)
Current Streak	Won 1
Last 10 Games	1-0
Biggest Win	54-0 (1950)
Biggest Loss	None

HAMPTON [2-6]

YEAR	Date	GSU	Opp.
1990		22	3
1993		26	27
1994		32	29
1995		7	16
1997		7	42
1998		15	28
1999		7	27
2006		26	27 (OT)

Hampton Series Notes

Grambling State Points	142
Hampton Points	199
Games Decided by 3 Points or Less	1-2
Games Decided by 7 Points or Less	1-2
Longest Winning Streak	1 (1990; 1994)
Current Streak	Lost 5
Last 10 Games	2-6
Biggest Win	22-3 (1990)
Biggest Loss	7-42 (1997)

HAWAI'I [3-0]

YEAR	Date	GSU	Opp.
1972		47	6
1975		20	6
1976		34	23

Hawai'i Series Notes

Grambling State Points	101
Hawai'i Points	35
Games Decided by 3 Points or Less	0-0
Games Decided by 7 Points or Less	0-0
Longest Winning Streak	3 (1972-1976)
Current Streak	Won 3
Last 10 Games	3-0
Biggest Win	47-6 (1972)
Biggest Loss	None

HOUSTON [0-3]

YEAR	Date	GSU	Opp.
2006		22	42
2014	9/6	0	47
2021	9/18	0	45

Houston Series Notes

Grambling State Points	22
Houston Points	134
Games Decided by 3 Points or Less	0-0
Games Decided by 7 Points or Less	0-0
Longest Winning Streak	None
Current Streak	Lost 3
Last 10 Games	0-3
Biggest Win	None
Biggest Loss	0-47 (2014)

HOWARD [0-2]

YEAR	Date	GSU	Opp.
1988		20	35
1989		0	6

ALL-TIME RESULTS VS OPPONENTS \\\\\\\\\\\\\\\\\\\\\\\\

Howard Series Notes

Grambling State Points	20
Howard Points	41
Games Decided by 3 Points or Less	0-0
Games Decided by 7 Points or Less	0-1
Longest Winning Streak	None
Current Streak	Lost 2
Last 10 Games	0-2
Biggest Win	None
Biggest Loss	20-35 (1988)

JACKSON STATE [48-23-1]

YEAR	Date	GSU	Opp.
1952		13	13
1953		21	13
1954		35	13
1955		48	7
1956		26	7
1957		30	39
1958		21	18
1959		18	14
1960		32	12
1961		13	14
1962		31	45
1963		62	16
1964		47	27
1965		51	20
1966		27	18
1967		14	20
1968		35	33
1969		62	12
1970		27	7
1971		7	13
1972		26	13
1973		19	12
1974		26	13
1975		14	24
1976		28	6
1978		13	7
1980		24	14
1981		15	7
1982		6	22
1983		14	10
1984		19	3
1985		26	35
1986		14	25
1987		17	31
1988		17	24
1989		27	17
1990		19	29
1991		22	34
1992		34	31
1993		20	14
1994		28	17
1995		28	29
1996		0	52
1997		0	23
1998		35	68
1999		6	31
2000		33	30
2001		30	16
2002		52	31
2003		24	17
2004		23	32
2005		52	21
2006		36	7
2007		30	20
2007		31	42
2008		14	5
2008		41	9
2009	9/19	27	17
2010	9/18	28	21
2011	11/5	26	23
2012	11/3	17	53
2013	10/19	Forfeit	
2014	9/20	40	35
2015	10/3	59	27
2016	9/17	35	14
2017	9/16	36	21
2019	10/5	44	21
2021	3/6	28	33
2022		24	66
2024	9/21	41	20

Jackson State Series Notes

Grambling State Points	1,762
Jackson State Points	1,467
Games Decided by 3 Points or Less	4-2
Games Decided by 7 Points or Less	13-5
Longest Winning Streak	Tied at 5
Current Streak	Won 1
Last 10 Games	5-5
Biggest Win	62-12 (1969)
Biggest Loss	0-52 (1996)

KENTUCKY STATE [2-0]

YEAR	Date	GSU	Opp.
1952		14	13
1953		13	0

Kentucky State Series Notes

Grambling State Points	27
Kentucky State Points	13
Games Decided by 3 Points or Less	1-0
Games Decided by 7 Points or Less	0-1
Longest Winning Streak	2 (1952-1953)
Current Streak	Won 2
Last 10 Games	2-0
Biggest Win	13-0 (1953)
Biggest Loss	None

LAMAR [0-2]

YEAR	Date	GSU	Opp.
2013	9/28	16	27
2014	10/30	27	42

Lamar Series Notes

Grambling State Points	43
Lamar Points	69
Games Decided by 3 Points or Less	0-0
Games Decided by 7 Points or Less	0-0
Longest Winning Streak	None
Current Streak	Lost 2
Last 10 Games	0-2
Biggest Win	None
Biggest Loss	27-42 (2014)

LANGSTON [4-1]

YEAR	Date	GSU	Opp.
1977		65	0
1978		62	16
1996		14	15
1997		20	0
2008		13	2

Langston Series Notes

Grambling State Points	174
Langston Points	33
Games Decided by 3 Points or Less	0-1
Games Decided by 7 Points or Less	0-1
Longest Winning Streak	2 (1877-1978; 1997-2008)
Current Streak	Won 2
Last 10 Games	4-1
Biggest Win	65-0 (1977)
Biggest Loss	14-15 (1996)

LELAND [2-0]

YEAR	Date	GSU	Opp.
1952		34	7
1953		60	0

Leland Series Notes

Grambling State Points	94
Leland Points	7
Games Decided by 3 Points or Less	2-1
Games Decided by 7 Points or Less	3-1
Longest Winning Streak	2 (1952-53)
Current Streak	Won 2
Last 10 Games	2-0
Biggest Win	60-0 (1953)
Biggest Loss	None

LINCOLN (Mo.) [1-1]

YEAR	Date	GSU	Opp.
1965		54	18
2013	9/14	34	47

Lincoln Series Notes

Grambling State Points	88
Lincoln Points	65
Games Decided by 3 Points or Less	0-0
Games Decided by 7 Points or Less	0-0
Longest Winning Streak	1 (1965)
Current Streak	Lost 1
Last 10 Games	1-1
Biggest Win	54-18 (1965)
Biggest Loss	34-47 (2013)

LONG BEACH STATE [1-1]

YEAR	Date	GSU	Opp.
1972		19	25
1973		29	16

Long Beach State Series Notes

Grambling State Points	48
Long Beach State Points	41
Games Decided by 3 Points or Less	0-0
Games Decided by 7 Points or Less	0-1
Longest Winning Streak	1 (1973)
Current Streak	Won 1
Last 10 Games	1-1
Biggest Win	29-16 (1973)
Biggest Loss	19-25 (1972)

LOUISIANA [0-1]

YEAR	Date	GSU	Opp.
2018	9/1	17	49

Louisiana Series Notes

Grambling State Points	17
Louisiana Points	49
Games Decided by 3 Points or Less	0-0
Games Decided by 7 Points or Less	0-0
Longest Winning Streak	None
Current Streak	Lost 1
Last 10 Games	0-1
Biggest Win	None
Biggest Loss	17-49 (2018)

LOUISIANA-MONROE [0-4]

YEAR	Date	GSU	Opp.
2007		14	28

ALL-TIME RESULTS VS OPPONENTS \\\\\\\\\\\\\\\\\\\\\\\\

2011	9/10	7	35
2013	9/7	10	48
2019	10/31	9	31

Louisiana-Monroe Series Notes

Grambling State Points	40
Louisiana-Monroe Points	142
Games Decided by 3 Points or Less	0-0
Games Decided by 7 Points or Less	0-0
Longest Winning Streak	None
Current Streak	Lost 4
Last 10 Games	0-4
Biggest Win	None
Biggest Loss	10-48 (2013)

LOUISIANA STATE [0-1]

YEAR	Date	GSU	Opp.
2023	9/9	10	72

Louisiana-Monroe Series Notes

Grambling State Points	10
Louisiana-Monroe Points	72
Games Decided by 3 Points or Less	0-0
Games Decided by 7 Points or Less	0-0
Longest Winning Streak	None
Current Streak	Lost 1
Last 10 Games	0-1
Biggest Win	None
Biggest Loss	10-72 (2023)

LOUISIANA TECH [0-2]

2YEAR	Date	GSU	Opp.
2010	9/4	6	20
2019	9/7	14	20

Louisiana Tech Series Notes

Grambling State Points	20
Louisiana Tech Points	40
Games Decided by 3 Points or Less	0-0
Games Decided by 7 Points or Less	0-1
Longest Winning Streak	None
Current Streak	Lost 2
Last 10 Games	0-2
Biggest Win	None
Biggest Loss	6-20 (2010)

LOUISVILLE [0-1]

YEAR	Date	GSU	Opp.
2000		0	52

Louisville Series Notes

Grambling State Points	0
Louisville Points	52
Games Decided by 3 Points or Less	0-0
Games Decided by 7 Points or Less	0-0
Longest Winning Streak	None
Current Streak	Lost 1
Last 10 Games	0-1
Biggest Win	None
Biggest Loss	0-52 (2000)

MARYLAND STATE [0-2]

YEAR	Date	GSU	Opp.
1951		6	7
1952		0	34

Maryland State Series Notes

Grambling State Points	6
Maryland State Points	41
Games Decided by 3 Points or Less	0-1
Games Decided by 7 Points or Less	0-1
Longest Winning Streak	None
Current Streak	Lost 2
Last 10 Games	0-2
Biggest Win	None
Biggest Loss	0-34 (1952)

MCNEESE STATE [0-2]

YEAR	Date	GSU	Opp.
2002		20	52
2003		20	31

McNeese State Series Notes

Grambling State Points	40
McNeese State Points	83
Games Decided by 3 Points or Less	0-0
Games Decided by 7 Points or Less	0-0
Longest Winning Streak	None
Current Streak	Lost 2
Last 10 Games	0-2
Biggest Win	None
Biggest Loss	20-52 (2002)

MISSISSIPPI INDUSTRIAL [3-0]

YEAR	Date	GSU	Opp.
1950		19	6
1951		19	13
1952		27	0

Mississippi Industrial Series Notes

Grambling State Points	65
Mississippi Industrial Points	19
Games Decided by 3 Points or Less	0-0
Games Decided by 7 Points or Less	1-0
Longest Winning Streak	3 (1950-1952)
Current Streak	Won 3
Last 10 Games	3-0
Biggest Win	27-0 (1952)
Biggest Loss	None

MISSISSIPPI VALLEY STATE [55-5-2]

YEAR	Date	GSU	Opp.
1957		19	12
1958		55	7
1959		93	0
1960		65	7
1961		69	0
1962		41	6
1963		39	6
1964		20	7
1965		34	20
1966		55	34
1967		68	0
1968		28	13
1969		41	14
1970		41	17
1971		25	15
1972		27	21
1973		17	0
1974		20	14
1975		38	22
1976		20	7
1977		42	21
1978		0	0
1979		25	13
1980		34	24
1981		35	0
1982		21	14
1983		28	28
1984		36	48
1985		31	21
1986		10	13
1987		45	14
1988		27	17
1989		74	14
1990		20	38
1991		37	35
1992		49	6
1993		28	19
1994		24	7
1995		42	6
1996		10	19
1997		20	13
1998		21	13
1999		42	19
2000		49	13
2003		45	6
2004		34	26
2005		37	22
2006		28	25
2007		40	0
2008		35	14
2009	10/31	50	7
2010	10/23	35	14
2011	10/22	30	24 (OT)
2012	10/13	21	45
2013	11/2	47	40
2014	11/6	38	23
2015	10/24	49	14
2016	10/22	59	10
2017	9/23	38	6
2018	11/3	24	19
2019	11/16	40	0

Mississippi Valley State Series Notes

Grambling State Points	2,215
Mississippi Valley State Points	932
Games Decided by 3 Points or Less	1-1
Games Decided by 7 Points or Less	9-1
Longest Winning Streak	25 (1957-1983)
Current Streak	Won 7
Last 10 Games	9-1
Biggest Win	93-0 (1958)
Biggest Loss	21-45 (2-12)

MORGAN STATE [15-1]

YEAR	Date	GSU	Opp.
1968		7	8
1969		30	12
1970		38	12
1971		31	13
1972		6	0
1973		31	14
1974		14	0
1975		40	7
1976		42	16
1977		35	19
1978		21	0
1979		28	13
1980		34	13
1982		42	13
1983		33	0
1994		87	12

Morgan State Series Notes

Grambling State Points	519
Morgan State Points	155
Games Decided by 3 Points or Less	0-1
Games Decided by 7 Points or Less	1-1
Longest Winning Streak	15 (1969-1994)
Current Streak	Won 15
Last 10 Games	10-0
Biggest Win	87-12 (1994)

ALL-TIME RESULTS VS OPPONENTS \\\\\\\\\\\\\\\\\\\\\\\\

Biggest Loss	7-8 (1968)

MORRIS BROWN [3-0]

YEAR	Date	GSU	Opp.
1953		40	0
1956		34	12
2002		64	36

Morris Brown Series Notes

Grambling State Points	138
Morris Brown Points	48
Games Decided by 3 Points or Less	0-0
Games Decided by 7 Points or Less	0-0
Longest Winning Streak	3 (1953-2002)
Current Streak	Won 3
Last 10 Games	3-0
Biggest Win	77-7 (1991)
Biggest Loss	None

NEVADA [1-1]

YEAR	Date	GSU	Opp.
1972		37	3
2008		13	49

Nevada Series Notes

Grambling State Points	50
Nevada Points	52
Games Decided by 3 Points or Less	0-0
Games Decided by 7 Points or Less	0-0
Longest Winning Streak	1 (1972)
Current Streak	Lost 1
Last 10 Games	1-1
Biggest Win	37-3 (1972)
Biggest Loss	13-49 (2008)

NICHOLLS [2-0]

YEAR	Date	GSU	Opp.
1982		33	14
2001		37	28

Nicholls Series Notes

Grambling State Points	70
Nicholls Points	42
Games Decided by 3 Points or Less	0-0
Games Decided by 7 Points or Less	0-0
Longest Winning Streak	2 (1982-2001)
Current Streak	Won 1
Last 10 Games	2-0
Biggest Win	33-14 (1982)
Biggest Loss	None
Current Streak	Won 1
Last 10 Games	2-0
Biggest Win	33-14 (1982)
Biggest Loss	None

NORFOLK STATE [8-0]

YEAR	Date	GSU	Opp.
1970		55	13
1971		55	0
1972		39	6
1973		32	6
1974		16	10
1975		26	0
1976		41	19
1977		48	12

Norfolk State Sereis Notes

Grambling State Points	312
Norfolk State Points	66
Games Decided by 3 Points or Less	0-0
Games Decided by 7 Points or Less	1-0
Longest Winning Streak	8 (1970-1977)
Current Streak	Won 8
Last 10 Games	8-0
Biggest Win	55-0 (1971)
Biggest Loss	None

NORTH CAROLINA A&T STATE [3-3]

YEAR	Date	GSU	Opp.
1973		62	6
1974		39	16
1976		34	18
1991		12	28
1996		12	17
2017	12/16	14	21

North Carolina A&T State Series Notes

Grambling State Points	173
North Carolina A&T State Points	106
Games Decided by 3 Points or Less	0-0
Games Decided by 7 Points or Less	0-2
Longest Winning Streak	3 (1973-1976)
Current Streak	Lost 3
Last 10 Games	3-3
Biggest Win	62-6 (1973)
Biggest Loss	12-28 (1991)

NORTH CAROLINA CENTRAL [4-0]

YEAR	Date	GSU	Opp.
1972		56	6
1985		45	14
1986		32	24
2016	12/17	10	9

North Carolina Central Series Notes

Grambling State Points	143
North Carolina Central Points	53
Games Decided by 3 Points or Less	1-0
Games Decided by 7 Points or Less	1-0
Longest Winning Streak	4 (1972-2016)
Current Streak	Won 4
Last 10 Games	4-0
Biggest Win	56-6 (1972)
Biggest Loss	None

NORTH DAKOTA STATE [0-1]

YEAR	Date	GSU	Opp.
1965		7	20

North Dakota State Series Notes

Grambling State Points	7
North Dakota State Points	20
Games Decided by 3 Points or Less	0-0
Games Decided by 7 Points or Less	0-0
Longest Winning Streak	None
Current Streak	Lost 1
Last 10 Games	0-1
Biggest Win	None
Biggest Loss	7-20 (1965)

NORTHWESTERN STATE [4-2]

YEAR	Date	GSU	Opp.
1974		14	13
2008		19	31
2009	9/12	38	17
2017	9/9	23	10
2018	9/8	7	34
2022		47	21

Northwestern State Series Notes

Grambling State Points	148
Northwestern State Points	126
Games Decided by 3 Points or Less	1-0
Games Decided by 7 Points or Less	1-0
Longest Winning Streak	2 (2009 & 2017)
Current Streak	Won 1
Last 10 Games	342
Biggest Win	47-21 (2022)
Biggest Loss	7-34 (2018)

OKLAHOMA PANHANDLE STATE [1-0]

YEAR	Date	GSU	Opp.
2018	10/6	62	7

Oklahoma Panhandle State Series Notes

Grambling State Points	62
Oklahoma Panhandle State Points	7
Games Decided by 3 Points or Less	0-0
Games Decided by 7 Points or Less	0-0
Longest Winning Streak	1 (2018)
Current Streak	Won 1
Last 10 Games	1-0
Biggest Win	62-7 (2018)
Biggest Loss	None

OKLAHOMA STATE [0-1]

YEAR	Date	GSU	Opp.
2009	9/26	6	56

Oklahoma State Series Notes

Grambling State Points	6
Oklahoma State Points	56
Games Decided by 3 Points or Less	0-0
Games Decided by 7 Points or Less	0-0
Longest Winning Streak	None
Current Streak	Lost 1
Last 10 Games	0-1
Biggest Win	None
Biggest Loss	6-56 (2009)

OREGON STATE [2-0]

YEAR	Date	GSU	Opp.
1975		19	12
1985		23	6

Oregon State Series Notes

Grambling State Points	42
Oregon State Points	18
Games Decided by 3 Points or Less	0-0
Games Decided by 7 Points or Less	1-0
Longest Winning Streak	2 (1975-1985)
Current Streak	Won 2
Last 10 Games	2-0
Biggest Win	23-6 (1985)
Biggest Loss	None

PAUL QUINN [6-0-1]

YEAR	Date	GSU	Opp.
1952		13	0
1953		27	0
1954		0	0
1955		60	7
1956		43	6
1957		60	0
1958		72	8

Paul Quinn Series Notes

Grambling State Points	275
Paul Quinn Points	21
Games Decided by 3 Points or Less	0-0
Games Decided by 7 Points or Less	0-0
Longest Winning Streak	6 (1952-1958)
Current Streak	Won 6
Last 10 Games	6-0
Biggest Win	72-8 (1958)

ALL-TIME RESULTS VS OPPONENTS \\\\\\\\\\\\\\\\\\\\\\\\

Biggest Loss	None

PITTSBURGH [0-1]

YEAR	Date	GSU	Opp.
2007		10	34

Pittsburgh Series Notes

Grambling State Points	10
Pittsburgh Points	34
Games Decided by 3 Points or Less	0-0
Games Decided by 7 Points or Less	0-0
Longest Winning Streak	None
Current Streak	Lost 1
Last 10 Games	0-1
Biggest Win	None
Biggest Loss	10-34 (2007)

PRAIRIE VIEW A&M [52-23-1]

YEAR	Date	GSU	Opp.
1950		7	40
1951		12	34
1952		13	25
1953		0	32
1954		19	26
1955		26	7
1956		46	0
1957		14	25
1958		6	44
1959		13	35
1960		26	0
1961		34	14
1962		23	15
1963		7	28
1964		14	22
1965		44	7
1966		10	10
1967		13	10
1968		22	14
1969		58	25
1970		57	6
1971		30	7
1972		36	0
1973		38	12
1974		61	0
1975		0	2
1976		0	2
1977		77	7
1978		37	6
1979		61	6
1980		68	0
1981		44	3
1982		51	6
1983		42	8
1984		42	0
1985		27	7
1986		19	24
1987		28	7
1988		40	14
1989		39	0
1991		77	7
1992		63	3
1993		49	0
1994		66	0
1995		44	0
1996		54	12
1997		33	6
1998		55	40
1999		47	19
2000		12	10
2002		35	13
2003		65	7
2004		53	32
2005		50	7
2006		53	7
2007		17	14
2008		40	16
2009	10/3	32	35
2010	9/25	34	17
2011	10/1	22	31
2012	10/6	14	31
2013	10/5	3	31
2014	9/27	26	20
2015	9/26	70	54
2016	10/1	36	16
2017	10/7	34	21
2018	9/29	16	22
2019	9/28	36	42
2021	3/13	10	17
2021	9/25	10	24
2022		14	34
2023		35	20
2024	9/28	34	36 (5OT)

Prairie View A&M Series Notes

Grambling State Points	2,442
Prairie View A&M Points	1,179
Games Decided by 3 Points or Less	2-2
Games Decided by 7 Points or Less	3-2
Longest Winning Streak	20 (1987-2008)
Current Streak	Lost 1
Last 10 Games	5-5
Biggest Win	77-7 (1991)
Biggest Loss	6-44 (1958)

PORTLAND STATE [1-0]

YEAR	Date	GSU	Opp.
2001		30	29

Portland State Series Notes

Grambling State Points	30
Portland State Points	29
Games Decided by 3 Points or Less	1-0
Games Decided by 7 Points or Less	1-0
Longest Winning Streak	1 (2001)
Current Streak	Won 1
Last 10 Games	1-0
Biggest Win	30-29 (2001)
Biggest Loss	None

SACRAMENTO STATE [1-0]

YEAR	Date	GSU	Opp.
1968		34	7

Sacramento State Series Notes

Grambling State Points	34
Sacramento State Points	7
Games Decided by 3 Points or Less	0-0
Games Decided by 7 Points or Less	0-0
Longest Winning Streak	1 (1968)
Current Streak	Won 1
Last 10 Games	1-0
Biggest Win	34-7 (1968)
Biggest Loss	None

SAN JOSE STATE [0-1]

YEAR	Date	GSU	Opp.
2003		0	29

San Jose State Series Notes

Grambling State Points	0
San Jose State Points	29
Games Decided by 3 Points or Less	0-0
Games Decided by 7 Points or Less	0-0
Longest Winning Streak	None
Current Streak	Lost 1
Last 10 Games	0-1
Biggest Win	None
Biggest Loss	0-29 (2003)

SAVANNAH STATE [2-0]

YEAR	Date	GSU	Opp.
2003		33	17
2004		31	26

Savannah State Series Notes

Grambling State Points	64
Savannah State Points	43
Games Decided by 3 Points or Less	0-0
Games Decided by 7 Points or Less	1-0
Longest Winning Streak	2 (2003-2004)
Current Streak	Won 2
Last 10 Games	2-0
Biggest Win	33-17 (2003)
Biggest Loss	None

SOUTH CAROLINA STATE [10-5]

YEAR	Date	GSU	Opp.
1974		28	7
1978		19	15
1979		22	15
1980		26	3
1981		14	30
1983		14	3
1984		8	7
1985		10	13
1986		20	16
1987		13	15
1988		45	16
1989		56	10
1990		39	15
1994		27	31
2009	9/6	31	34

South Carolina State Series Notes

Grambling State Points	372
South Carolina State Points	230
Games Decided by 3 Points or Less	1-3
Games Decided by 7 Points or Less	4-4
Longest Winning Streak	4 (1974-1980)
Current Streak	Lost 2
Last 10 Games	6-4
Biggest Win	56-10 (1989)
Biggest Loss	14-30 (1981)

SOUTHERN [34-42]

YEAR	Date	GSU	Opp.
1932		0	20
1933		0	20
1934		9	25
1935		6	64
1936		0	36
1938		0	20
1939		7	53
1946		0	38
1947		21	6
1948		0	18
1959		6	12
1960		6	16
1961		9	20
1962		14	3
1963		21	22
1964		20	17
1965		34	14
1966		13	41
1967		27	20
1968		34	32
1969		6	15

ALL-TIME RESULTS VS OPPONENTS \\\\\\\\\\\\\\\\\\\\\\\\

1970		37	24
1971		31	3
1972		1	0+
1973		19	14
1974	11/23	21	0
1975	11/29	33	17
1976	11/27	10	2
1977	11/26	55	20
1978	11/25	28	15
1979	12/1	7	14
1980	11/29	43	16
1981	11/21	20	50
1982	11/27	17	22
1983	11/26	24	10
1984	11/24	31	29
1985	11/23	29	12
1986	11/29	30	3
1987	11/28	21	27
1988	11/26	3	10
1989	11/18	44	30
1990	11/24	25	13
1991	11/30	30	31
1992	11/28	30	27
1993	11/27	13	31
1994	11/26	7	34
1995	11/25	14	30
1996	11/30	12	17
1997	11/29	7	30
1998	11/28	14	26
1999	11/27	31	37
2000	11/25	29	33
2001	11/24	30	20
2002	11/30	24	48
2003	11/29	41	44
2004	11/27	24	13
2005	11/26	50	35
2006	11/25	17	21
2007	11/24	13	22
2008	11/29	29	14
2009	11/28	31	13
2010	11/27	38	17
2011	11/26	36	12
2012	11/24	33	38
2013	11/30	17	40
2014	11/29	45	52
2015	11/28	34	23
2016	11/26	52	30
2017	11/25	30	21
2018	11/24	28	38
2019	11/30	28	30
2021	4/17	7	49
2021	11/27	29	26
2022		17	34
2023		22	27
2024		14	24

Southern Series Notes

Grambling State Points	1,621
Southern Points	1,799
Games Decided by 3 Points or Less	4-4
Games Decided by 7 Points or Less	8-16
Longest Winning Streak	9 (1970-1978)
Current Streak	Lost 3
Last 10 Games	4-6
Biggest Win	30-3 (1986)
Biggest Loss	6-64 (1935)

SOUTHERN METHODIST [0-2]

YEAR	Date	GSU	Opp.
1981		27	59
1983		13	20

Southern Methodist Series Notes

Grambling State Points	40
Southern Methodist Points	79
Games Decided by 3 Points or Less	0-0
Games Decided by 7 Points or Less	0-1
Longest Winning Streak	None
Current Streak	Lost 2
Last 10 Games	0-2
Biggest Win	None
Biggest Loss	27-59 (1981)

SOUTHERN MISS [0-1]

YEAR	Date	GSU	Opp.
2021	9/11	0	37

Southern Miss Series Notes

Grambling State Points	0
Southern Miss Points	37
Games Decided by 3 Points or Less	0-0
Games Decided by 7 Points or Less	0-0
Longest Winning Streak	None
Current Streak	Lost 1
Last 10 Games	0-1
Biggest Win	None
Biggest Loss	0-37 (2021)

STEPHEN F. AUSTIN [0-1]

YEAR	Date	GSU	Opp.
1989		56	59

Stephen F. Austin Series Notes

Grambling State Points	56
Stephen F. Austin Points	59
Games Decided by 3 Points or Less	0-1
Games Decided by 7 Points or Less	0-1
Longest Winning Streak	None
Current Streak	Lost 1
Last 10 Games	0-1
Biggest Win	None
Biggest Loss	56-59 (1989)

TCU [0-1]

YEAR	Date	GSU	Opp.
2012	9/8	0	56

TCU Series Notes

Grambling State Points	0
TCU Points	56
Games Decided by 3 Points or Less	0-0
Games Decided by 7 Points or Less	0-0
Longest Winning Streak	None
Current Streak	Lost 1
Last 10 Games	0-1
Biggest Win	None
Biggest Loss	0-56 (2-12)

TEMPLE [1-1]

YEAR	Date	GSU	Opp.
1976		30	31
1977		35	32

Temple Series Notes

Grambling State Points	65
Temple Points	63
Games Decided by 3 Points or Less	1-1
Games Decided by 7 Points or Less	1-1
Longest Winning Streak	1 (1977)
Current Streak	Won 1
Last 10 Games	1-1
Biggest Win	35-32 (1977)
Biggest Loss	30-31 (1976)

TENNESSEE STATE [22-18-1]

YEAR	Date	GSU	Opp.
1950		7	55
1951		13	30
1955		12	0
1956		0	33
1958		7	6
1959		21	26
1960		20	6
1961		25	8
1962		26	6
1963		26	14
1964		20	18
1965		7	40
1966		23	31
1967		26	24
1968		30	21
1969		20	34
1970		27	34
1971		35	41
1972		27	18
1973		13	19
1974		21	7
1975		28	25
1976		20	34
1977		8	26
1978		16	11
1979		13	24
1980		52	27
1981		10	14
1982		8	22
1983		7	7
1984		24	34
1985		31	24
1986		10	21
1987		51	7
1988		35	33
1989		14	15
1990		37	20
1991		24	21
1992		38	28
1993		33	28
2002		49	14
2021	9/5	16	10

Tennessee State Series Notes

Grambling State Points	930
Tennessee State Points	916
Games Decided by 3 Points or Less	6-1
Games Decided by 7 Points or Less	9-7
Longest Winning Streak	6 (1990-2021
Current Streak	Won 6
Last 10 Games	8-2
Biggest Win	51-7 (1987)
Biggest Loss	7-55 (1950)

TEXAS COLLEGE [3-0]

YEAR	Date	GSU	Opp.
1959		19	10
1960		66	0
1961		59	0

Texas College Series Notes

Grambling State Points	144
Texas College Points	10
Games Decided by 3 Points or Less	0-0
Games Decided by 7 Points or Less	0-0
Longest Winning Streak	3 (1959-61)
Current Streak	Won 3
Last 10 Games	3-0
Biggest Win	66-0 (1960)
Biggest Loss	None

ALL-TIME RESULTS VS OPPONENTS \\\\\\\\\\\\\\\\\\\\\\\\

TEXAS SOUTHERN [48-20-3]

YEAR	Date	GSU	Opp.
1950		26	6
1951		7	7
1952		14	46
1953		7	22
1954		19	19
1957		14	12
1958		7	21
1959		14	15
1960		51	0
1961		23	19
1962		25	42
1963		13	27
1964		25	8
1965		6	26
1966		19	17
1967		20	14
1968		28	18
1969		28	26
1970		20	16
1971		27	7
1972		21	15
1973		21	35
1974		34	21
1975		37	21
1976		54	21
1977		28	14
1978		22	16
1979		32	3
1980		43	14
1981		17	17
1982		34	30
1983		55	0
1984		44	16
1985		30	6
1986		49	21
1987		30	9
1988		49	7
1989		49	6
1990		57	36
1991		30	27
1992		24	17
1993		50	26
1994		51	20
1995		56	14
1996		7	52
1997		16	21
1998		24	41
1999		20	21
2000		26	17
2001		43	3
2002		42	28
2003		48	15
2004		28	10
2005		58	21
2006		28	33
2007		57	9
2008		33	7
2009	11/12	49	33
2010	11/11	34	41
2012	10/27	20	23
2013	10/26	17	23
2014	11/1	35	7
2015	11/7	41	15
2016	11/19	47	28
2017	10/28	50	24
2018	10/13	34	21
2019	11/2	55	20
2021	10/16	34	20
2022		7	41
2023		35	23
2024	10/26	17	24

Texas Southern Series Notes

Grambling State Points	2,212
Texas Southern Points	1,352
Games Decided by 3 Points or Less	4-2
Games Decided by 7 Points or Less	10-8
Longest Winning Streak	21 (1974-1995)
Current Streak	Lost 1
Last 10 Games	8-2
Biggest Win	55-0 (1983)
Biggest Loss	7-41 (2022)

TILLOTSON [1-0]

YEAR	Date	GSU	Opp.
1950		27	7

Tillotson Series Notes

Grambling State Points	27
Tillotson Points	7
Games Decided by 3 Points or Less	0-0
Games Decided by 7 Points or Less	0-0
Longest Winning Streak	1 (1950)
Current Streak	Won 1
Last 10 Games	1-0
Biggest Win	27-7 (1950)
Biggest Loss	None

TULANE [0-1]

YEAR	Date	GSU	Opp.
2017	9/2	14	43

Tulane Series Notes

Grambling State Points	14
Tulane Points	43
Games Decided by 3 Points or Less	0-0
Games Decided by 7 Points or Less	0-0
Longest Winning Streak	None
Current Streak	Lost 1
Last 10 Games	0-1
Biggest Win	None
Biggest Loss	14-43 (2017)

TUSKEGEE [1-2]

YEAR	Date	GSU	Opp.
1946	9/28	6	21
1947	9/27	6	19
1949	10/31	55	0

Tuskegee Series Notes

Grambling State Points	67
Tuskegee Points	40
Games Decided by 3 Points or Less	0-0
Games Decided by 7 Points or Less	0-0
Longest Winning Streak	Won 1
Current Streak	Won 1
Last 10 Games	1-2
Biggest Win	55-0 (1949)
Biggest Loss	21-6 (1946

VIRGINIA-LYNCHBURG [2-0]

YEAR	Date	GSU	Opp.
2012	10/20	22	7
2016	9/3	72	12

Virginia-Lynchburg Series Notes

Grambling State Points	94
Virginia-Lynchburg Points	19
Games Decided by 3 Points or Less	0-0
Games Decided by 7 Points or Less	0-0
Longest Winning Streak	2 (2012-2016)
Current Streak	Won 2
Last 10 Games	2-0
Biggest Win	72-12 (2016)
Biggest Loss	None

VIRGINIA UNION [1-1]

YEAR	Date	GSU	Opp.
1991		37	46
1992		54	6

Virginia Union Series Notes

Grambling State Points	91
Virginia Union Points	52
Games Decided by 3 Points or Less	0-0
Games Decided by 7 Points or Less	0-0
Longest Winning Streak	1 (1992)
Current Streak	Won 1
Last 10 Games	1-1
Biggest Win	54-6 (1992)
Biggest Loss	37-46 (1991)

WASHINGTON STATE [0-1]

YEAR	Date	GSU	Opp.
2005		7	48

Washington State Series Notes

Grambling State Points	7
Washington State Points	48
Games Decided by 3 Points or Less	0-0
Games Decided by 7 Points or Less	0-0
Longest Winning Streak	None
Current Streak	Lost 1
Last 10 Games	0-1
Biggest Win	None
Biggest Loss	7-48 (2005)

WESTERN KENTUCKY [0-1]

YEAR	Date	GSU	Opp.
1973		20	28

Western Kentucky Series Notes

Grambling State Points	20
Western Kentucky Points	28
Games Decided by 3 Points or Less	0-0
Games Decided by 7 Points or Less	0-0
Longest Winning Streak	None
Current Streak	Lost 1
Last 10 Games	0-1
Biggest Win	None
Biggest Loss	20-28 (1973)

WILEY COLLEGE [16-1-2]

YEAR	Date	GSU	Opp.
1950		14	14
1951		18	13
1952		18	14
1953		24	0
1954		35	12
1955		20	0
1956		51	20
1957		12	44
1958		19	15
1959		42	20
1960		57	19
1961		71	28
1962		0	0
1963		34	8
1964		40	21
1965		72	14
1966		45	14
1967		70	12
1968		37	6

GRAMBLING STATE IN DESIGNATED GAMES \\\\\\\\\\\\\\\\\\\\\\\\

SEASON OPENERS [43-31-1]

YEAR	Date	Opponent	GSU	Opp.
1950		Tillotson	27	7
1951		Maryland State	6	7
1952		Paul Quinn	13	0
1953		Paul Quinn	27	0
1954		Paul Quinn	0	0
1955		Paul Quinn	60	7
1956		Paul Quinn	43	6
1957		Alcorn State	53	0
1958		Alcorn State	48	6
1959		Bishop	48	6
1960		Bishop	61	6
1961		Texas College	59	0
1962		Benedict	55	0
1963		Alcorn State	40	23
1964		Alcorn State	32	14
1965		Alcorn State	26	13
1966		Alcorn State	14	13
1967		Alcorn State	13	7
1968		Alcorn State	13	28
1969		Alcorn State	7	28
1970		Morgan State	38	12
1971		Morgan State	31	13
1972		Morgan State	6	0
1973		Long Beach State	29	16
1974		Northwestern State	14	13
1975		Alcorn State	27	3
1976		Alcorn State	0	24
1977		Alcorn State	42	17
1978		Alcorn State	21	13
1979		Morgan State	28	13
1980		Morgan State	34	13
1981		Florida A&M	21	10
1982		Morgan State	42	13
1983		Alcorn State	28	0
1984		Alcorn State	13	27
1985		Alcorn State	30	20
1986		Alcorn State	19	17
1987		Alcorn State	24	28
1988		Alcorn State	27	13
1989		Alcorn State	35	30
1990		Alcorn State	42	13
1991		Alcorn State	22	27
1992		Alcorn State	33	35
1993		Alcorn State	24	25
1994		Alcorn State	62	56
1995		Alcorn State	39	17
1996		Alcorn State	6	31
1997		Alcorn State	20	44
1998		Alcorn State	11	0
1999		Alcorn State	41	25
2000		Alcorn State	29	6
2001		Alcorn State	37	22
2002		McNeese State	20	52
2003		San Jose State	0	29
2004		Alcorn State	23	34
2005		Alabama A&M	44	0
2006		Hampton	26	27 (ot)
2007		Alcorn State	31	10
2008		at Nevada	13	49
2009	9/6	vs. South Carolina State	31	34
2010	9/4	vs. Louisiana Tech	6	20
2011	9/3	vs. Alcorn State	21	14
2012	9/1	vs. Alcorn State	21	22
2013	8/31	Alabama A&M	9	23
2014	9/30	at Lamar	27	42
2015	9/5	at California	14	73
2016	9/10	at Arizona	21	31
2017	9/1	at Tulane	14	43
2018	9/1	at Louisiana	17	49
2019	8/31	at Louisiana-Monroe	9	31
2021	3/6	Jackson State	28	33
2021	9/5	vs. Tennessee State	16	10
2022	9/3	at Arkansas State	3	58
2023	9/2	vs. Hampton	31	35
2024	8/31	at Louisiana	10	40

SWAC OPENERS [42-24]

YEAR	Date	Opponent	GSU	Opp.
1959		Texas College	19	10
1960		Texas College	66	0
1961		Texas College	59	0
1962		Southern	13	3
1963		Alcorn State	40	23
1964		Alcorn State	32	14
1965		Alcorn State	26	13
1966		Alcorn State	14	13
1967		Alcorn State	13	7
1968		Alcorn State	13	28
1969		Alcorn State	7	28
1970		Alcorn State	7	10
1971		Alcorn State	21	6
1972		Alcorn State	6	9
1973		Alcorn State	22	6
1974		Alcorn State	14	19
1975		Alcorn State	27	3
1976		Alcorn State	0	24
1977		Alcorn State	42	17
1978		Alcorn State	21	13
1979		Alcorn State	40	6
1980		Alcorn State	27	29
1981		Alcorn State	13	10
1982		Alcorn State	31	14
1983		Alcorn State	28	0
1984		Alcorn State	13	27
1985		Alcorn State	30	20
1986		Alcorn State	19	17
1987		Alcorn State	24	28
1988		Alcorn State	27	13
1989		Alcorn State	35	30
1990		Alcorn State	42	13
1991		Alcorn State	22	27
1992		Alcorn State	33	35
1993		Alcorn State	24	25
1994		Alcorn State	62	56
1995		Alcorn State	39	17
1996		Alcorn State	6	31
1997		Alcorn State	20	44
1998		Alcorn State	11	0
1999		Alcorn State	41	25
2000		Alcorn State	29	6
2001		Alcorn State	37	22
2002		Alcorn State	41	35
2003		Alcorn State	40	28
2004		Alcorn State	23	34
2005		Alabama A&M	44	0
2006		Alabama A&M	27	30 (ot)
2007		Alcorn State	31	10
2008		Alcorn State	29	0
2009	9/19	Jackson State	27	17
2010	9/18	Jackson State	28	21
2011	9/3	vs. Alcorn State	21	14
2012	9/1	vs. Alcorn State	21	22
2013	8/31	Alabama A&M	9	23
2014	9/20	at Jackson State	40	35
2015	9/19	at Alabama State	34	10
2016	9/17	at Jackson State	35	14
2017	9/23	at Mississippi Valley State	38	6
2018	9/22	Alabama State	34	0
2019	9/21	at Alabama State	20	23
2021	3/6	Jackson State	28	33
2021	9/25	vs. Prairie View A&M	10	24
2022	9/24	at Betune-Cookman	19	36
2023	9/23	vs. Texas Southern	35	23
2024	9/28	vs Praire View A&M	34	36 (6OT)

BAYOU CLASSIC [24-28]

YEAR	Date	Opponent	GSU	Opp.
1974	11/23	Southern	21	0
1975	11/29	Southern	33	17
1976	11/27	Southern	10	2
1977	11/26	Southern	55	20
1978	11/25	Southern	28	15
1979	12/1	Southern	7	14
1980	11/29	Southern	43	16
1981	11/21	Southern	20	50
1982	11/27	Southern	17	22
1983	11/26	Southern	24	10
1984	11/24	Southern	31	29
1985	11/23	Southern	29	12
1986	11/29	Southern	30	3
1987	11/28	Southern	21	27
1988	11/26	Southern	3	10
1989	11/18	Southern	44	30
1990	11/24	Southern	25	13
1991	11/30	Southern	30	31
1992	11/28	Southern	30	27
1993	11/27	Southern	13	31
1994	11/26	Southern	7	34
1995	11/25	Southern	14	30
1996	11/30	Southern	12	17
1997	11/29	Southern	7	30
1998	11/28	Southern	14	26
1999	11/27	Southern	31	37
2000	11/25	Southern	29	33
2001	11/24	Southern	30	20
2002	11/30	Southern	24	48
2003	11/29	Southern	41	44
2004	11/27	Southern	24	13
2005	11/26	Southern	50	35
2006	11/25	Southern	17	21
2007	11/24	Southern	13	22
2008	11/29	Southern	29	14
2009	11/28	Southern	31	13
2010	11/27	Southern	38	17
2011	11/26	Southern	36	12
2012	11/24	Southern	33	38
2013	11/30	Southern	17	40
2014	11/29	Southern	45	52
2015	11/28	Southern	34	23
2016	11/26	Southern	52	30
2017	11/25	Southern	30	21
2018	11/24	Southern	28	38
2019	11/30	Southern	28	30
2021	4/21	Southern	7	49
2021	11/27	Southern	29	26
2022	11/26	Southern	17	34
2023	11/25	Southern	22	27
2024	11/30	Southern	14	24

TEXAS STATE FAIR CLASSIC (28-12)

YEAR	Date	Opponent	GSU	Opp.
1985	10/5	Prairie View A&M	27	7
1986	10/4	Prairie View A&M	19	24
1987	10/3	Prairie View A&M	28	7
1988	10/1	Prairie View A&M	40	14
1989	9/30	Prairie View A&M	49	0
1990	9/29	Elizabeth City State	67	3
1991	9/28	North Carolina A&T State	12	28
1992	10/3	Prairie View A&M	63	3
1993	10/2	Prairie View A&M	49	0
1994	10/1	Prairie View A&M	66	0
1995	9/30	Prairie View A&M	64	0
1996	9/28	Prairie View A&M	54	12

GRAMBLING STATE IN DESIGNATED GAMES \\\\\\\\\\\\\\\\\\\\\\\\

1997	10/4	Prairie View A&M	33	6
1998	10/3	Prairie View A&M	55	40
1999	10/2	Prairie View A&M	47	19
2000	9/30	Prairie View A&M	47	7
2001	9/29	Prairie View A&M	40	6
2002	10/5	Prairie View A&M	35	13
2003	10/4	Prairie View A&M	65	7
2004	10/2	Prairie View A&M	53	32
2005	10/1	Prairie View A&M	50	7
2006	9/30	Prairie View A&M	53	7
2007	9/29	Prairie View A&M	17	14
2008	10/4	Prairie View A&M	40	16
2009	10/3	Prairie View A&M	32	35
2010	9/25	Prairie View A&M	34	17
2011	10/1	Prairie View A&M	23	31
2012	10/6	Prairie View A&M	14	31
2013	10/5	Prairie View A&M	3	31
2014	9/27	Prairie View A&M	26	20
2015	9/26	Prairie View A&M	70	54
2016	10/1	Prairie View A&M	36	16
2017	10/7	Prairie View A&M	34	21
2018	9/29	Prairie View A&M	16	22
2019	9/28	Prairie View A&M	36	42
2021	3/13	Prairie View A&M	10	17
2021	9/25	Prairie View A&M	10	24
2022	10/1	Prairie View A&M	14	34
2023	9/30	Priaire View A&M	35	20
2024	9/28	Prairie VIew A&M	34	36 (OT)

BRICK CITY CLASSIC [0-1]

YEAR	Date	Opponent	GSU	Opp.
2023	9/2	Hampton	31	35

ORANGE BLOSSOM CLASSIC [2-3]

YEAR	Date	Opponent	GSU	Opp.
1955		Florida A&M	28	21
1964		Florida A&M	15	42
1967		Florida A&M	28	25
1969		Florida A&M	19	23
1978		Florida A&M	7	31

CHICAGO FOOTBALL CLASSIC [2-0]

YEAR	Date	Opponent	GSU	Opp.
1999		Alcorn State	41	25
2017	9.30	Clark Atlanta	31	20

MEAC/SWAC CHALLENGE [0-1]

YEAR	Date	Opponent	GSU	Opp.
2009	9/6	South Carolina State	31	34

PORT CITY CLASSIC [1-2]

YEAR	Date	Opponent	GSU	Opp.
2010	9/4	Louisiana Tech	6	20
2011	9/3	Alcorn State	21	14
2012	9/1	Alcorn State	21	22

CIRCLE CITY CLASSIC [0-1]

YEAR	Date	Opponent	GSU	Opp.
2013	10/12	Alcorn State	0	48

SPACE CLASSIC [7-2]

YEAR	Date	Opponent	GSU	Opp.
1965		Texas Southern	6	26
1966		Texas Southern	19	17
1967		Texas Southern	20	14
1968		Texas Southern	28	18
1969		Texas Southern	28	26
1970		Texas Southern	20	16
1971		Texas Southern	27	7
1972		Texas Southern	21	15
1973		Texas Southern	21	35

WHITNEY YOUNG CLASSIC [18-8]

YEAR	Date	Opponent	GSU	Opp.
1968		Morgan State	7	9
1969		Morgan State	30	12
1970		Morgan State	38	12
1971		Morgan State	33	13
1972		Morgan State	6	0
1973		Morgan State	31	14
1974		Morgan State	14	0
1977		Morgan State	35	19
1978		Morgan State	21	0
1979		Morgan State	28	18
1980		Morgan State	34	13
1981		Florida A&M	21	10
1982		Morgan State	42	13
1983		Morgan State	33	0
1984		Boston University	9	16
1985		North Carolina Central	45	14
1986		North Carolina Central	32	24
1987		Central State	21	37
1988		Howard	20	35
1989		Howard	0	6
1990		Hampton	22	3
1991		Virginia Union	37	46
1992		Virginia Union	54	6
1993		Hamopton	26	27
1994		Hampton	32	29
1995		Hampton	7	16

SUGAR CUP [2-0]

YEAR	Date	Opponent	GSU	Opp.
1964		Bishop College	42	6
1965		Lincoln (Mo.)	54	18

SWAC CHAMPIONSHIP GAMES [8-2]

YEAR	Date	Opponent	GSU	Opp.
2000	12/2	Alabama A&M	13	6
2001	12/1	Alabama State	38	31
2002	12/14	Alabama A&M	31	19
2005	12/10	Alabama A&M	45	6
2007	12/15	Jackson State	31	42
2008	12/13	Jackson State	41	9
2011	12/10	Alabama A&M	16	15
2015	12/5	Alcorn State	21	49
2016	12/3	Alcorn State	27	20
2017	12/2	Alcorn State	40	32

CELEBRATION BOWL [1-1]

YEAR	Date	Opponent	GSU	Opp.
2016	12/17	North Carolina Central	10	9
2017	12/16	North Carolina A&T State	14	21

GRANTLAND RICE BOWL (0-1)

YEAR	Date	Opponent	GSU	Opp.
1973		Western Kentucky	20	28

NCAA DIVISION II PLAYOFFS

BOARDWALK BOWL [1-0]

YEAR	Date	Opponent	GSU	Opp.
1973		Delaware	17	

NCAA FCS PLAYOFFS [0-3]

YEAR	Date	Opponent	GSU	Opp.
1980		Boise State	9	14
1985		Arkansas State	7	10
1989		Stephen F. Austin	56	59

HERITAGE BOWL [1-1]

YEAR	Date	Opponent	GSU	Opp.
1992		Florida A&M	45	14
1994		South Carolina State	27	31

PELICAN BOWL [2-0]

YEAR	Date	Opponent	GSU	Opp.
1965		North Dakota State	7	20
1972		North Carolina Central	56	6
1974		South Carolina State	28	7

PASADENA BOWL [1-0]

YEAR	Date	Opponent	GSU	Opp.
1968		Sacramento State	34	7

MIRAGE BOWL [2-0]

YEAR	Date	Opponent	GSU	Opp.
1976		Morgan State	42	16
1977		Temple	35	32

26

SOUTHWESTERN ATHLETIC CONFERENCE CHAMPIONSHIPS

YEAR	Overall Record	SWAC Record
1960	9-1	6-1
1965	8-3	6-1
1966	6-2-1	4-2-1
1967	9-1	6-1
1968	9-2	6-1
1971	9-2	5-1
1972	11-2	5-1
1973	10-3	5-1
1974	11-1	5-1
1975	9-2	4-2
1977	10-1	6-0
1978	9-1-1	5-0-1
1979	7-3	5-1
1980	10-2	5-1
1983	8-2-2	6-0-1
1985	9-3	6-1
1989	9-3	7-0
1994	9-3	6-1
2000	10-2	6-1
2001	10-1	6-1
2002	11-2	6-1
2005	11-1	9-0
2008	11-2	7-0
2011	8-4	6-3
2016	11-1	9-0
2017	11-1	7-0

ALL-SWAC HONORS \\\\\\\\\\\\\\\\\\\\\\\\

1958

Name	Pos.	Team
Preston Powell	FB	

1960

Name	Pos.	Team
Ernest Ladd	OT	1st
Junious Buchanan	DT	1st
Leon Simmons	OG	1st
Jerry Robinson	HB	1st
Preston Powell	FB	1st

1961

Name	Pos.	Team
Junious Buchanan	DT	1st
Garland Bouette	G	1st
Leon Simmons	G	1st
Lane Howell	C	1st
Jerry Robinson	HB	1st
J.D. Garrett	FB	1st

1962

Name	Pos.	Team
Junious Buchanan	DT	1st
Wilbert Pryor	G	1st
Roy Neal Shelling	HB	1st
J.D. Garrett	FB	1st

1963

Name	Pos.	Team
Fred Collins Sr.	G	1st
Donald Williams	C	1st
J.D. Garrett	HB	1st
Henry Dyer	FB	1st
James Griffin	E	HM
Alphonse Dotson	T	HM
Wilbert Pryor	G	HM
Arlen Cullors	G	HM

1964

Name	Pos.	Team
Alphonse Dotson	OT	1st
Willie Young	OG	1st
Woodrow Peoples	OG	1st
Clarence Harris	C	1st
Leroy Carter	HB	1st
Henry Dyer	FB	1st
James Todd	DE	1st
Alphonse Dotson	DT	1st
Willie Williams	DB	1st
Goldie Sellers	DB	1st

1965

Name	Pos.	Team
Frank Cornish	OT	1st
Goldie Sellers	CB	1st
Willie Young	OG	1st
Leroy Carter	HB	1st
James Todd	DE	1st
Henry Dyer	FB	1st

1966

Charlie Joiner	WR	1st
Norman Davis	T	1st
Clarence Powell	G	1st
Larry Metevia	C	1st
James Todd	DE	1st
Robert Atkins	DB	1st

1967

Name	Pos.	Team
Charlie Joiner	WR	1st
Henry Davis	OG	1st
Walter Hughes	OG	1st
James Harris	QB	1st
Clifford Gasper	DT	1st
Robert Atkins	DB	1st

1968

Name	Pos.	Team
Charlie Joiner	WR	1st
Richard Lee	OT	1st
James Harriss	QB	1st
Willie Armstrong	RB	1st
Terry Williams	TE	2nd
Frank Lewis	WR	2nd
Clifford Gasper	DT	2nd
Roger Williams	DB	2nd
Sammie Wallace	OG	HM

1969

Name	Pos.	Team
Frank Lewis	WR	1st
Willie Armstrong	RB	1st
Audie McSwain	LB	1st
Glen Alexander	DB	1st
Billy Newsome	DE	2nd
Terry Williams	TE	2nd
Allen Montgomery	OT	2nd
Sammie Wallace	OG	2nd

1970

Name	Pos.	Team
Samuel Holden	OT	1st
Billy Manning	C	1st
Frank Lewis	WR	1st
Willie Armstrong	RB	1st
Calvin Lewis	PK	1st
Richard Harris	DE	1st
Audie McSwain	LB	1st
Virgil Robinson	RS	1st
Solomon Freelon	OG	2nd
Virgil Robinson	RB	1st
Eldrie Turner	FB	2nd
Charles Roundtree	DT	2nd
Steve Dennis	S	2nd

1971

Name	Pos.	Team
Eldrie Turner	FB	1st
Solomon Freelon	OG	1st
Kerry Grant	C	1st
Calvin Lewis	PK	1st
John Mendenhall	DE	1st
Sylvester Bates	DT	1st
Steve Dennis	DB	1st
Matthew Reed	QB	HM
Charles Smith	WR	HM
Jackie Jefferson	TE	HM
Roger Bolden	DB	HM

1972

Offensive Player of the Year - Rodney Trudeau
Coach of the Year - Eddie Robinson

Name	Pos.	Team
Charles Smith	WR	1st
Al Dennis	OT	1st
Matthew Reed	QB	1st
Rodney Trudeau	FB	1st
Gary Johnson	DT	1st
Steve Dennis	DB	1st
Walter Baisey	LB	2nd
Ezil Bibbs	DE	2nd

1973

Name	Pos.	Team
Sammy White	WR	1st
Andrew Jackson	OG	1st
Ezil Bibbs	DE	1st
Gary Johnson	DT	1st
Charles Battle	LB	1st
George Guidry	DB	1st
William Bryant	DB	1st
Oliver Alexander	TE	HM
Dwight Scales	WR	HM
Jay Comeaux	QB	HM
Sylvester Bates	DT	HM

1974

Andrew Jackson	QB	1st
Gary Johnson	DE	1st
Robert Barber	DT	1st
Robert Pennywell	LB	1st
James Hunter	DB	1st
Rodney Zeno	DB	2nd
Bobby Simon	OT	2nd
Jimmy Roe	C	2nd
Mike St. Clair	DL	HM
I. Townsend		HM
L. Mayfield		HM
B. Dixon		HM

1975

Co-Offensive Player of the Year - Sammie White

Name	Pos.	Team
Sammie White	WR	1st
Reginald Singleton	TE	1st
Larry Scrubbs	PK	1st
Mike St. Clair	DE	1st
Robert Pennywell	FB	1st
James Hunter	S	1st
Jimmy Roe	C	2nd
Doug Williams	QB	2nd

1976

None - Due to Probation

1977

Offensive Player of the Year - Doug Williams
Coach of the Year - Eddie Robinson

Name	Pos.	Team
Carlos Pennywell	WR	1st
Wayne Price	OG	1st
Mike Moore	TE	1st
Robert Woods	WR	1st
Doug Williams	QB	1st
Russell Hall	DE	1st
Calvin Bates	LB	1st
Jeff Hudson	C	2nd
Charles Johnson	DB	2nd

1978

Name	Pos.	Team
Robert Parham	RB	1st
Tommy Thompson	OG	1st
Jeff Hudson	C	1st
Aldrich Allen	LB	1st
Worney Boswell	OT	2nd
Eugene Hall	LB	2nd
James Williams	CB	2nd
Charles Johnson	CB	2nd

1979

Defensive Player of the Year - Joe Gordon

Name	Pos.	Team
Mike Williams	QB	1st
Robert Parham	FB	1st
David Butler	TE	1st
Gerald Ridge	OT	1st
Joe Gordon	DT	1st
Aldrich Allen	LB	1st
Robert Salter	DB	1st
Willie Carter	OG	2nd
Jerry Johnson	OG	2nd
Jeff Hudson	C	2nd
Guy Prather	LB	2nd

1980

Offensive Player of the Year - Trumaine Johnson

Name	Pos.	Team
Mike Williams	QB	1st
Robert Parham	FB	1st
Trumaine Johnson	WR	1st
Reginald Irving	C	1st
Mike Barber	OT	1st
Everson Walls	CB	1st
Robert Salter	DB	1st
Jerry Gordon	WR	2nd
David Butler	TE	2nd
McKary Jackson	C	2nd
Arthur King	OG	2nd
Ives Prince	LB	2nd

1981

Defensive Player of the Year - Andre Robinson

Name	Pos.	Team
Fred Johnson	OG	1st
McKary Jackson	C	1st
Louis Rosenburrow	OT	1st
Jerry Gordon	WR	1st
Jerry Elzy	FB	1st
Trumaine Johnson	WR	1st
Robert Smith	DE	1st
Arthur King	DT	1st
Andre Robinson	LB	1st
Albert Lewis	CB	1st
Clifton Hives	OT	2nd
Kenneth Jackson	RB	2nd
Darryl Nichols	RB	2nd
Namon Williams	OG	2nd

1982

Offensive Player of the Year - Trumaine Johnson

Name	Pos.	Team
James Taylor	RB	1st
Trumaine Johnson	WR	1st
Robert Smith	DE	1st
Albert Lewis	CB	1st
Namon Williams	OT	2nd
James Polk	DT	2nd
Mitch Montgomery	TE	HM
Robert Thomas	DL	HM
Schirra Finn	DL	HM
Darryl Nichols	LB	HM
Garrett Chase	CB	HM
Glenn Hall	S	HM
Robert Dillon	S	HM
Jorge Rosales	PK	HM

ALL-SWAC HONORS \\\\\\\\\\\\\\\\\\\\\\\\

1983

Name	Pos.	Team
Reginald Pugh	FB	1st
Robert Smith	DE	1st
James Polk	DT	1st
Ed Scott	DB	1st
Levelle Moore	OG	2nd
Don Carter	OT	2nd
Dwayne Jupiter	WR	2nd
Schirra Finn	DT	2nd
Darryl Nicholas	LB	2nd
Bennie Thompson	DB	2nd
Jorge Rosales	PK	2nd
Mike Harrington	P	2nd

1984

Name	Pos.	Team
Jorge Rosales	PK	1st
Schirra Finn	DL	1st
James Polk	DL	1st
Elston Piper	LB	1st
Bennie Thompson	DB	1st
Levelle Moore	OG	2nd
Donald Carter	OT	2nd
Reginald Pugh	FB	2nd
Kevin Jackson	DB	2nd
Carl Senegal	OT	HM
Marti Wyatt	C	HM
Dwayne Jupiter	WR	HM
Leonard Griffin	DE	HM
Sean Smith	DE	HM

1985

Name	Pos.	Team
Dwayne Richard	OG	1st
Levelle Moore	OG	1st
Ardashir Nobahar	PK	1st
Sean Smith	DL	1st
Fred Collins Jr.	LB	1st
Robert Goins	DB	1st
Wayne Hill	RB	2nd
James Polk	DL	2nd
James Harris	LB	2nd

1986

Name	Pos.	Team
Arthur Wells	TE	1st
Jerome Penn	OG	1st
Ardashir Nobahar	K	1st
Sean Smith	DL	1st
Joe Williams	LB	1st
Anthony Williams	DB	1st
Daniel Jones	C	2nd
Curtis Maxey	DL	2nd
Victor Hill	DB	2nd
Wayne Hill	RB	HM
Ricky Warren	OT	HM
Patrick Scott	WR	HM
Leroy Humphries	LB	HM
Sygmond Holland	LB	HM
Calvin Nicholas	WR	HM
Terry Rose	WR	HM

1987

Name	Pos.	Team
Michael Harris	C	1st
Chauncey Allen	QB	1st
Curtis Maxey	DT	1st
Robert Reddix	DB	1st
Toney Griffin	OG	2nd
Ricky Warren	OG	2nd
Terry Rose	WR	2nd
Shawn Kramer	PK	2nd
Sygmond Holland	LB	2nd
Jeffrey Smith	DB	2nd
Richie Crosby	SE	HM
Darryl Smith	OG	HM
Fred Jones	WR	HM

1988

Name	Pos.	Team
Fred Jones	WR	1st
Richie Crosby	WR	1st
Clemente Gordon	QB	1st
Gerald Broadway	P	1st
Brian Tobey	FB	2nd
Walter Dean	RB	2nd
Shawn Kramer	PK	2nd
Ricky Warren	OT	2nd
Gerrick Muse	LB	2nd
Nate Singleton	RS	2nd
Reggie Williams	LB	HM
Michael Harris	OC	HM
Sygmond Holland	LB	HM
Charles Davis	DB	HM
Marlon Williams	RS	HM

1989

Offensive Player of the Year - Clemente Gordon
Coach of the Year - Eddie Robinson

Name	Pos.	Team
Raymond Smith	OT	1st
Daniel Jones	OC	1st
Walter Dean	RB	1st
Clemente Gordon	QB	1st
Fred Jones	WR	1st
Henry Blades	DT	1st
Robert Pinckney	DT	1st
Ivan Geralds	DB	1st
Franklin Thomas	TE	2nd
Herman Arvie	OT	2nd
Jake Reed	WR	2nd
Gerrick Muse	LB	2nd

1990

Offensive Player of the Year - Walter Dean
Return Specialist of the Year - Thaylen Armstead

Name	Pos.	Team
Raymond Smith	OT	1st
Walter Dean	RB	1st
Henry Blades	DL	1st
Ivan Geralds	DB	1st
Jake Reed	WR	1st
Bradford Butler	OG	2nd
Darryl Milburn	DL	2nd
Thomas Griffin	LB	2nd
Thaylen Armstead	RS	2nd

1991

Name	Pos.	Team
Eric Gant	FB	1st
Thomas Griffin	LB	1st
Nate Singleton	WR	1st
Robert Pinckney	DT	2nd

1992

Name	Pos.	Team
Herman Arvie	OT	1st
Lionel Cryer	LB	1st
E'Vinski Davis	C	1st
Eric Gant	FB	1st
Allen Lynn Hart	DL	1st
Gilad Landau	PK	1st
Shane Oubre	FS	2nd
Ronald Perry	LB	2nd
Craigory Sam	OG	1st
Brannon Simpson	P	1st

1993

Newcomer of the Year - Kendrick Nord

Name	Pos.	Team
Eric Fontenot	DL	1st
Roderick Henderson	OT	1st
Tyronne Jones	P	1st
Gilad Landau	PK	1st
Kendrick Nord	QB	1st
Albert Reese	DL	1st
Eudean Toney	DB	1st
Elliott Womack	OG	1st

1994

Defensive Player of the Year - Keifer Phillips

Name	Pos.	Team
Shelly Barnett	DB	1st
Norman Bradford	RB	1st
Eric Fontenot	DL	1st
Christopher Johnson	OL	1st
Gilad Landau	PK	1st
Keifer Phillips	LB	1st
Albert Reese	DE	1st
Elliott Womack	OL	1st
Kai Burrell	DL	2nd
Curtis Caesar	WR	2nd
Akili Johnson	DB	2nd
Uzoma Moore	OL	2nd
Roderick Mullen	DB	2nd
Kendrick Nord	QB	2nd

1995

Name	Pos.	Team
Elliott Womack	OL	1st
Uzoma Moore	OL	2nd
James Brooks	OL	2nd
Valmond (JB) Johnson	DB	2nd
Brannon Simpson	P	2nd

1996

Name	Pos.	Team
Jay Johnson	RB	1st
Chris Samson	DB	1st
Jerry Meyers	OL	2nd

1997

Name	Pos.	Team
Jerry Myers	OL	1st
Terroge Flanigan	DB	1st
Corey Caesar	WR	2nd

1998

Name	Pos.	Team
Chris Lazard	DL	1st
Calvin Spears	DB	2nd

1999

Name	Pos.	Team
Scotty Anderson	WR	1st
Lionel Hayes	QB	1st
Calvin Spears	DB	1st

2000

Coach of the Year - Doug Williams

Name	Pos.	Team
Scotty Anderson	WR	1st
Larry Metevia	OL	1st
Robert Taylor	LB	1st
Calvin Spears	DB	1st
Willie Gray	DL	2nd
Terrance Dukes	LB	2nd

2001

Coach of the Year - Doug Williams

Name	Pos.	Team
Larry Metevia	OL	1st
Robert Taylor	LB	1st
Calvin Spears	DB	1st
Willie Gray	DL	1st
Mark Hall	DL	1st
William Jackson	OL	1st
Brian Morgan	PK	1st
Terrance Dukes	LB	2nd
Antwan Lawrence	DL	2nd
Chris Brown	DB	2nd
Denmark Reed	DB	2nd

2002

Offensive Player of the Year - Bruce Eugene
Coach of the Year - Doug Williams

Name	Pos.	Team
Gershone Jessie	TE	1st
Terry Riley	OL	1st
Brandon James	OL	1st
Bruce Eugene	QB	1st
Tramon Douglas	WR	1st
Willie Gray	DL	1st
Chris Brown	DB	1st
Antwan Lawrence	DL	2nd
Karrell Charles	RB	2nd

2003

Name	Pos.	Team
Jonathan Banks	OL	2nd
Octavius Bond	DB	1st
Tramon Douglas	WR	1st
Brian Morgan	PK	1st
Lennard Patton	DL	2nd
Darryl Rodgers	OL	2nd

2004

Freshman of the Year - Brandon Landers

Name	Pos.	Team
Andre' Bennett	OT	1st
Brandon Landers	QB	1st
Ruben Mayes	RB	1st
Brian Morgan	PK	1st
Kenneth Pettway	DL	1st
Landry Carter	RS	2nd
Ab Kuuan	RB	2nd

2005

Name	Pos.	Team
Jonathan Banks	OT	1st
Bruce Eugene	QB	1st
Jason Hatcher	DE	1st
Jermaine Mills	DB	1st
Andre' Bennett	OL	2nd
Ab Kuuan	RB	2nd
Tim Abney	TE	2nd
Henry Tolbert	WR	2nd
Matt Duhe'	DL	2nd
Dimitri Carr	LB	2nd

ALL-SWAC HONORS \\\\\\\\\\\\\\\\\\\\\\\\

Greg Fassitt	CB	2nd

2006

Name	Pos.	Team
Andre' Bennett	OL	1st
Clyde Edwards	WR	1st
Brandon Landers	QB	2nd
Greg Fassitt	CB	2nd
Henry Tolbert	WR	2nd

2007

Freshman of the Year - Frank Warren

Name	Pos.	Team
Tavarus Cockrell	C	1st
Clyde Edwards	WR	1st
Zaire Wilborn	DB	1st
Reginald Jckson	WR	2nd
Frank Warren	RB	2nd

2008

Newcomer of the Year - Greg Dillon
Coach of the Year - Rod Broadway

Name	Pos.	Team
Revay Smith	C	1st
Christian Anthony	DE	1st
Melvin Matthews	DT	1st
Jeffery Jack	DB	2nd
Keefe Hall	LB	2nd
Kenneth Anio	DB	2nd
Greg Dillon	QB	2nd
Cornelius Walker	RB	2nd
Kiare Thompson	RS	2nd

2009

Defensive Player of the Year - Christian Anthony
Freshman of the Year - Ari Johnson

Name	Pos.	Team
Revay Smith	C	1st
Christian Anthony	DE	1st
Cliff Exama	LB	1st
Ari Johnson	PK	1st
Kiare Thompson	RS	1st
Frank Warren	RB	2nd
Cornelius Walker	RB	2nd

2010

Offensive Player of the Year - Frank Warren

Name	Pos.	Team
Frank Warren	RB	1st
Cliff Exama	LB	1st
Bennie Peoples	OL	1st
Sanford Banks	OL	1st
Antonio Lenard	DL	2nd
Zoltan Riazzo	PK	2nd

2011

Co-Defensive Player of the Year - Cliff Exama
Coach of the Year - Doug Williams

Name	Pos.	Team
Dawrence Roberts	RB	1st
Mario Louis	WR	1st
Sanford Banks	OL	1st
Cliff Exama	LB	1st
Clint Marish	OL	2nd
Bruna Foster	DB	2nd
Zoltan Riazzo	PK	2nd

2012

None - No players selected

2013

Name	Pos.	Team
Steve Orisakwe	LB	2nd

2014

Name	Pos.	Team
Johnathan Williams	QB	2nd

2015

Offensive Player of the Year - Johnathan Williams
Coach of the Year - Broderick Fobbs

Name	Pos.	Team
Johnathan Williams	QB	1st
Chad WIlliams	WR	1st
Justin Miller	OL	1st
Guy Stallworth	DB	1st
Martez Carter	RB	2nd
Chester Rogers	WR	2nd
Jamison Goins	DL	2nd
Michael Jolivet	DL	2nd
Arkez Cooper	LB	2nd
Marc Orozco	K	2nd

2016

Offensive Player of the Year - Devante Kincade
Defensive Player of the Year - Donovan McCray
Coach of the Year - Broderick Fobbs

Name	Pos.	Team
Devante Kincade	QB	1st
Martez Carter	RB	1st
Justin Miller	OL	1st
Chad Williams	WR	1st
Donovan McCray	DL	1st
Samuel Reese	DL	1st
Arkez Cooper	LB	1st
Guy Stallworth	DB	1st
Jameel Jackson	DB	1st
Trent Scott	OL	2nd
Verlan Hunter	WR	2nd
Blain Wilson	DL	2nd
Jonathan Wallace	K	2nd
Martez Carter	RS	2nd

2017

Offensive Player of the Year - Devante Kincade
Defensive Player of the Year - De'Arius Christmas
Coach of the Year - Broderick Fobbs

Name	Pos.	Team
Devante Kincade	QB	1st
Martez Carter	RB	1st
Trent Scott	OL	1st
William Waddell	OL	1st
La'Allan Clark	DL	1st
De'Arius Christmas	LB	1st
De'Aumante Johnson	DB	1st
Marc Orozco	K	1st
Darrell Clark	WR	2nd
Jordan Jones	TE	2nd
Linwood Banks	DL	2nd

2018

Defensive Player of the Year - De'Arius Christmas

Name	Pos.	Team
De'Arius Christmas	LB	1st
Joseph McWilliams	DB	1st
Anfernee Mullins	DE	2nd
Percy Cargo	DB	2nd

2019

Name	Pos.	Team
Joseph McWilliams	DB	1st

2021 - Spring

Name	Pos.	Team
Kenan Fontenot	DB	2nd

2021 - Fall

Name	Pos.	Team
Sundiata Anderson	DL	1st
Garrett Urban	K	2nd
Garrett Urban	P	2nd

2022

Name	Pos.	Team
Sundiata Anderson	DL	1st
Lewis Matthews	LB	2nd

2023

Freshman of the Year - Javon Robinson

Name	Pos.	Team
Sundiata Anderson	DL	1st
Jimmy Iles	P	1st
Chance Williams	RB	2nd

2024

Name	Pos.	Team
Andrew Jones	LB	1st
Jaden Handy	DL	2nd

1st -- First Team Selection
2nd -- Second Team Selection
HM -- Honorable Mention Selection

NFL ALL-TIME ROSTER \\\\\\\\\\\\\\\\\\\\\\\\

Name	Pos.	Teams	Years
ANDERSON, Sundiata	(DL)	Seattle Seahawks	2024-Present
BRYANT, William "Bill" Jr.	(DB)	Philadelphia Eagles	1978-79
		New York Giants	1976-78
		Cincinnati Bengals	1974
BUCHANAN, Junious "Buck"	(DL)	Kansas City Chiefs	1963-75
BURTON, Robert	(OT)	Boston Patriots	1964
		Houston Oilers	1963
BUTCHER, Dexter	(RB)	Arizona Cardinals	1993
CALEB, Jamie	(RB)	Cleveland Browns	1965
		Minnesota Vikings	1961
		Cleveland Browns	1960
CARTER, Johnny	(DT)	Los Angeles Raiders	1989
		Denver Broncos	1988
CARTER, Joseph	(TE)	Philadelphia Eagles	1972
		Dallas Cowboys	1971
CARTER, Leroy	(HB)	Buffalo Bills	1966
CAESAR, Curtis	(WR)	New York Jets (R)	1994
CHRISTOPHER, Herman	(RB)	Los Angeles Rams	1973
COLLINS, Fred	(OL)	San Diego Chargers	1964
COOK, Charles	(DB)	Pittsburgh Steelers	1963
CORNISH, Frank	(DT)	Kansas City Chiefs	1973
		Buffalo Bills	1972
		Miami Dolphins	1970-71
		Chicago Bears	1966-70
COTTON, Curtis	(HB)	Denver Broncos	1960
CRAWFORD, Hilton	(DB)	Buffalo Bills	1969
		San Francisco 49ers	1969
CRUSOE, Curtis	(DT)	San Francisco 49ers	1979
DAVIS, Henry	(LB)	Pittsburgh Steelers	1970-73
		New York Giants	1968-69
DAVIS, Norman	(OG)	Philadelphia Eagles	1970
		New Orleans Saints	1969
		Baltimore Colts	1967
DAVIS, Tyrone	(RB)	San Diego Chargers	1991
DAVIS, Willie	(DE/OT)	Green Bay Packers	1960-69
		Cleveland Browns	1958-59
DAY, Chris	(CB)	Green Bay Packers	2004
DEAN, Walter	(RB)	Green Bay Packers	1991-92
DENNIS, Albert III	(OL)	Cleveland Browns	1974,1976-77
		San Diego Chargers	1973
		Dallas Cowboys	1973
DENNIS, Steve	(DB)	Dallas Cowboys	1973
DIZER, DeMichael	(DB)	Seattle Seahawks	2008
DOTSON, Alphonse	(DT)	St. Louis Cardinals	1971
		Oakland Raiders	1968-70
		Kansas City Chiefs	1967
		Miami Dolphins	1966
		Kansas City Chiefs	1965
DOUGLAS, Tramon	(WR)	Tennessee Titans	2004
DYER, Henry	(FB)	St. Louis Cardinals	1972
		Cincinnati Bengals	1971
		Washington Redskins	1969-70
		Los Angeles Rams	1966-68
EDWARDS, Clyde	(WR)	Jacksonville Jaguars	2008
FASSITT, Greg	(DB)	Chicago Bears	2007
		New Orleans Saints	2008
FAVORITE, Larry	(OT)	Atlanta Falcons	1976
FIELDS, Gregory	(DT)	Baltimore Colts	1979-80
		Detroit Lions	1978
FOBBS, Lee	(RB)	Buffalo Bills	1973
FONTENOT, Eric	(DL)	Pittsburgh Steelers (R)	1994
FREELON, Solomon	(OG)	Tampa Bay Buccaneers	1977
		Houston Oilers	1972-74
FREEMAN, Clifford	(DB)	Atlanta Falcons	1979
GANT, Eric	(FB)	Arizona Cardinals	1996
		New York Jets	1995
		New York Giants	1994
GARRETT, John "J.D"	(HB)	Boston Patriots	1966-67
GRAY, John	(DT)	Houston Oilers	1967
GRAY, Julian	(DB)	New York Jets	1967
GASPER, Cliff	(DT)	New Orleans Saints	1970
GILLIAM, Arthur	(DE)	Denver Broncos	1976

Name	Pos.	Teams	Years
GLOVER, Andrew	(WR)	New Orleans Saints	2000-02
		Minnesota Vikings	1997-00
		Los Angeles Raiders	1991-96
GORDON, Clemente	(QB)	Dallas Cowboys	1990
		Cleveland Browns	1990
GORDON, Jerry	(WR)	Tampa Bay Buccaneers	1982
GORDON, Joe	(WR)	Buffalo Bills	1980
GRAHAM, Renaldo	(TE)	Philadelphia Eagles	1996
GRANT, Steven	(WR)	Philadelphia Eagles	1991
GREEN, Raymond	(DB)	New York Jets	1967
GREENE, Tracy	(TE)	Kansas City Chiefs	1994
GRIFFIN, James	(DE)	Cincinnati Bengals	1968-69
		San Diego Chargers	1966-67
		San Francisco 49ers	1965
GRIFFIN, Leonard	(DE)	Kansas City Chiefs	1986-93
GRIFFIN, Thomas	(LB)	New Orleans Saints	1992
HALL, Eugene	(LB)	San Diego Chargers	1979-80
HARRIS, James "Shack"	(QB)	San Diego Chargers	1977-81
		Los Angeles Rams	1973-76
		Buffalo Bills	1969-71
HARRIS, Michael	(OL)	Kansas City Chiefs	1989
HARRIS, Michael	(DB)	New York Jets	1978
		Philadelphia Eagles	1977
		Pittsburgh Steelers	1977
HARRIS, Richard	(DL)	Seattle Seahawks	1976-77
		Chicago Bears	1974-75
		Philadelphia Eagles	1971-73
HATCHER, Jason	(DL)	Dallas Cowboys	2006-13
		Washington Redskins	2013-15
HAYNES, Isadore	(RB)	Kansas City Chiefs	1964
HICKS, David	(LB)	Kansas City Chiefs	2007
HOLDEN, Samuel	(OL)	New Orleans Saints	1971
HOLMES, Frank	(QB)	Dallas Cowboys	1971
HOWARD, Andrew	(DE)	Atlanta Falcons	1972
HOWELL, Autrey Lane	(OT/DT)	New York Giants	1971
		Philadelphia Eagles	1965-69
		New York Giants	1963-64
HOWELL, Delles	(DB)	New York Jets	1973-75
		New Orleans Saints	1970-72
HOWELL, Michael	(DB)	Miami Dolphins	1972
		Cleveland Browns	1965-72
HUGHES, Walter	(OL)	St. Louis Cardinals	1972
HUNTER, James	(DB)	Detroit Lions	1976-82
HUNTER, Lawrence	(DB)	Green Bay Packers	1981
HYMES, Randy	(WR)	Baltimore Ravens	2002-2005
		Minnesota Vikings	2007
IRVING, Reginald	(OG)	Oakland Raiders	1981
JACKSON, Kenneth	(RB)	Houston Oilers	1962
JACKSON, Louis	(DB)	New York Jets	1967
JAMES, Jerald	(PK/OT)	Baltimore Colts	1961
JOHNSON, Akili	(DB)	Atlanta Falcons	1996
		New York Giants	1994
JOHNSON, Charles	(DB)	St. Louis Cardinals	1981
		San Francisco 49ers	1979-80
		Atlanta Falcons	1979
JOHNSON, Essex	(DB)	Tampa Bay Buccaneers	1976
		Cincinnati Bengals	1968-75
JOHNSON, Gary "Big Hands"	(DT)	San Francisco 49ers	1984-85
		San Diego Chargers	1975-84
JOHNSON, Stone (Died on Sept. 6, 1963)	(WR/DB)	Kansas City Chiefs	1963
JOHNSON, Trumaine	(WR)	Buffalo Bills	1987-88
		San Diego Chargers	1985-86
JOINER, Charlie	(WR)	San Diego Chargers	1976-86
		Cincinnati Bengals	1972-75
		Houston Oilers	1969-72
JONES, Fred	(WR)	Kansas City Chiefs	1990-93
JONES, Harold	(DL)	Los Angeles Rams	1969
		Cincinnati Bengals	1968
JONES, Henry	(FB)	Green Bay Packers	1971
		Denver Broncos	1969
JONES, Robert	(DT)	Philadelphia Eagles	1970

NFL ALL-TIME ROSTER \\\\\\\\\\\\\\\\\\\\\\\\

Name	Pos.	Teams	Years
JONES, Tyronne	(WR)	Indianapolis Colts	1994
JONES, Wendell	(WR)	San Diego Chargers	1990
JONES, Willie	(OL)	Kansas City Chiefs	2000-03
		St. Louis Rams	1999
KING, Arthur	(DT)	Cincinnati Bengals	1982
LADD, Ernie	(DL)	Kansas City Chiefs	1967-68
		Houston Oilers	1966-67
		San Diego Chargers	1961-65
LEE, Richard	(DT)	San Francisco 49ers	1969
		Boston Patriots	1968
LEWIS, Albert	(DB)	Los Angeles Raiders	1994-98
		Kansas City Chiefs	1983-93
LEWIS, Calvin	(PK)	San Francisco 49ers	1972
LEWIS, Frank	(WR)	Buffalo Bills	1978-83
		Pittsburgh Steelers	1971-77
LEWIS, Scott	(DE)	Kansas City Chiefs	1972
		Houston Oilers	1971
MANGO, Elton	(DB)	New Orleans Saints	1966
MANNING, Billy	(OC)	New Orleans Saints	1977
MATTHEWS, Peterson	(DE)	New York Giants	1966
MAXIE, Curtis	(DL)	Cincinnati Bengals	1988
McGOWAN, Howard	(RB)	San Diego Chargers	1962
McNEIL, Clifton Jr.	(WR)	Houston Oilers	1973
		Washington Redskins	1971-72
		New York Giants	1970-71
		San Francisco 49ers	1968-69
		Cleveland Browns	1966-67
McSWAIN, Audie	(LB)	Los Angeles Rams	1971
MEANDER, Montrel	(LB)	Cleveland Browns	2018; 19-21
		Oakland Raiders	2018
		New York Jets	2019
MENDENHALL, John	(DL)	Detroit Lions	1980
		Green Bay Packers	1980
		New York Giants	1972-79
METEVIA, Larry	(OC)	New York Giants	1971
		Houston Oilers	1967-70
MILBURN, Darryl	(DE)	Arizona Cardinals	1994
		New Orleans Saints	1992, 93
		Detroit Lions	1991
MITCHELL, William	(HB)	Washington Redskins	1967
MONTGOMERY, Allen	(OG)	Los Angeles Rams	1971
MOORE, Michael	(RB/TE)	Kansas City Chiefs	1978
MOY, Sylvester	(WR)	Tampa Bay Buccaneers	1982
MULLEN, Roderick	(DB)	Green Bay Packers	1995-97
		New York Giants	1994
MUSE, George	(DB)	Boston Patriots	1969
MUSHATT, Rannie	(OG/DT)	Philadelphia Eagles	1959
		San Francisco 49ers	1958
NED, Derrick	(RB)	Kansas City Chiefs	1996
		New Orleans Saints	1992-95
		Houston Oilers	1992
NEWSOME, Billy	(DE)	Chicago Bears	1977-78
		New York Jets	1975-76
		New Orleans Saints	1973-74
		Baltimore Colts	1970-72
NICHOLAS, Calvin	(WR)	San Francisco 49ers	1987-88
NICHOLS, Jeff	(WR)	New York Giants	1996
NORD, Kendrick	(QB)	Philadelphia Eagles	1996
O'NEAL, Jessie	(DT)	Washington Redskins	1979
		Seattle Seahawks	1978
		Houston Oilers	1975
O'NEAL, William	(RB)	Kansas City Chiefs	1970
PARHAM, Robert	(RB)	San Diego Chargers	1979
PARKER, Kerry	(DB)	Kansas City Chiefs	1984
		Oakland Raiders	1979
PEARSON, Kalvin	(DB)	Tampa Bay Buccaneers	2004-2008
		Detroit Lions	2008-2009
PENNYWELL, Carlos	(WR)	New England Patriots	1979-81
PENNYWELL, Robert	(LB)	Atlanta Falcons	1977-80
		San Francisco 49ers	1976
PEOPLES, Woodrow	(OG)	Philadelphia Eagles	1978-80
		San Francisco 49ers	1968-77
PETTWAY, Kenneth	(LB)	Jacksonville Jaguars	2006
		Houston Texans	2005
PHILLIPS, Jack	(WR)	New Orleans Saints	1974-75
		Atlanta Falcons	1972
PHILLIPS, Keifer	(LB)	Pittsburgh Steelers (R)	1994
POWELL, Preston	(FB)	Cleveland Browns	1961
PRATHER, Guy	(LB)	Green Bay Packers	1981-85
RADFORD, Bruce	(DE/DB)	St. Louis Cardinals	1981
		Tampa Bay Buccaneers	1980
		Denver Broncos	1979-80
REED, Matthew	(QB)	Baltimore Colts	1980
		New Orleans Saints	1973
		Denver Broncos	1973
REED, Willie "Jake"	(WR)	New Orleans Saints	2002-03
		Minnesota Vikings	1991-99, 01
REESE, Archie	(DE)	San Francisco 49ers	1978-81
RICHARDSON, Alvin	(DL)	Boston Patriots	1960
		Los Angeles Chargers	1960
		Philadelphia Eagles	1957-58
ROBERSON, Vernon	(DB)	San Francisco 49ers	1978-79
		Miami Dolphins	1977
		Miami Dolphins	1974
ROBINSON, Andre	(LB)	Dallas Cowboys	1982
ROBINSON, Jerry	(HB/KR)	New York Jets	1965
		San Diego Chargers	1962-64
ROBINSON, Virgil	(HB/KR)	Pittsburgh Steelers	1973
		New Orleans Saints	1971-72
		Green Bay Packers	1970
ROGERS, Chester	**(WR)**	**Indianapolis Colts**	**2016-19**
		Miami Dolphins	**2020**
		Tennessee Titans	**2020-**
		Houston Texans	**2022**
		Cleveland Browns	**2022**
ROSS, Thomas	(OC/DE)	Philadelphia Eagles	1968
ST. CLAIR, Michael	(DE)	Cincinnati Bengals	1980-82
		New England Patriots	1980
		Cleveland Browns	1976-79
SALTER, Robert	(DB)	New Orleans Saints	1981
SAMPSON, Kenneth	(RB)	Dallas Cowboys	1981
SAMSON, Mike	(DT)	Philadelphia Eagles	1996-00
SANDERS, Terrance	(DE)	New York Giants	1990
SCALES, Dwight	(WR)	Seattle Seahawks	1984
		San Diego Chargers	1981-83
		New York Giants	1979
		Los Angeles Rams	1976-79
SCOTT, Ed	(DB)	Arizona Cardinals	1987
SCOTT, Patrick	(WR)	Green Bay Packers	1987-89
SCOTT, Trent	**(OL)**	**Los Angeles Chargers**	**2018- 19**
		Carolina Panthers	**2020-21**
		Pittsburgh Steelers	**2022**
		Washington Commanders	**2023-**
SELLERS, Goldie	(DB)	Kansas City Chiefs	1968-69
		Denver Broncos	1966-67
SIMON, Robert	(OL)	Houston Oilers	1976
SIMMONS, Anthony	(LB)	Los Angeles Rams	1971
SIMMONS, Leon	(LB)	Denver Broncos	1963
SINGLETON, Nate	(WR)	Philadelphia Eagles	1997
		San Francisco 49ers	1993-96
		New York Giants	1992
SINGLETON, Ron	(TE/OT)	San Francisco 49ers	1977-80
		San Diego Chargers	1976
SMITH, Charles	(WR)	Philadelphia Eagles	1974-81
		Los Angeles Rams	1973
SMITH, Eli	(RB)	Los Angeles Rams	1966
SMITH, Sean	(DT)	Chicago Bears	1987-88
SMITH, Mike	(WR)	Atlanta Falcons	1980
ST. CLAIR, Michael	(DE)	Cleveland Browns	1976-82
STEPHENS, Ben	(RB)	San Diego Chargers	1969
STERLING, Ernest	(DE)	San Francisco 49ers	1970
		New York Giants	1969
		Dallas Cowboys	1968
STEVENS, Rufus	(WR)	Kansas City Chiefs	1984
TAYLOR, Bennie	(DT)	New Orleans Saints	1970

NFL ALL-TIME ROSTER \\\\\\\\\\\\\\\\\\\\\\\\

TAYLOR, Roosevelt	(DB)	Washington Redskins	1972-73
		San Francisco 49ers	1969-71
		Chicago Bears	1961-68
TAYLOR, Sammie	(WR)	San Diego Chargers	1965
THOMAS, Franklin	(TE)	Kansas City Chiefs	1994
		New Orleans Saints	1994
		Detroit Lions	1991
THOMAS, Kenneth	(DT)	Chicago Bears	1963
THOMAS, Troy	(DE)	Green Bay Packers	1980
		San Francisco 49ers	1979
THOMPSON, Bennie	(DB)	Baltimore Ravens	1996-97
		Los Angeles Raiders	1994-95
		Kansas City Chiefs	1992
		New Orleans Saints	1989-91
TOBEY, Bryan	(RB)	Cleveland Browns	1990
		Kansas City Chiefs	1989
TONEY, Eudean	(DB)	Cleveland Browns	1994
TURNER, Sandas	(RB)	New York Jets	1975
WADE, Ellis	(DB)	St. Louis Cardinals	1969
WALLACE, Samuel	(OG)	New York Jets	1970
WALLS, Everson	(DB)	Cleveland Browns	1992-93
		New York Giants	1989-92
		Dallas Cowboys	1981-89
WARREN, Ricky	(OT)	New Orleans Saints	1989
WASHINGTON, Charles	(DB/HB)	Pittsburgh Steelers	1966-67
WATSON, Edward	(LB)	New England Patriots	1971
		Houston Oilers	1969
WELLS, Arthur	(TE)	New Orleans Saints	1987
WHITE, James	(DB)	Philadelphia Eagles	1981
WHITE, Sammy	(WR)	Minnesota Vikings	1976-86
WILLIAMS, Chad	WR	Arizona Cardinals	2017-18
		Indianapolis Colts	2019
		Kansas City Chiefs	2020-21
WILLIAMS, Charles	(DB)	San Diego Chargers	1973
WILLIAMS, Donald	(OG)	Denver Broncos	1964
WILLIAMS, Doug (QB)		Washington Redskins	1986-89
		Oklahoma Outlaws (USFL)	1984-85
		Tampa Bay Buccaneers	1978-83
WILLIAMS, Eugene	(DB)	New York Jets	1976
WILLIAMS, Joe	(LB)	Pittsburgh Steelers	1987
WILLIAMS, Robert	(DT)	Pittsburgh Steelers	1971
WILLIAMS, Roger	(DB/WR)	Philadelphia Eagles	1973
		Los Angeles Rams	1971-73
WILLIAMS, Terry	(RB/TE)	Philadelphia Eagles	1974
		Houston Oilers	1973
		Buffalo Bills	1970
WILLIAMS, Walter	(RB)	Green Bay Packers	2004
		New England Patriots	2001-03
WILLIAMS, Willie	(DB)	New York Giants	1967-73
		Oakland Raiders	1966
		New York Giants	1965
WILSON, Nemiah	(DB)	Chicago Bears	1975
		Oakland Raiders	1968-74
		New York Jets	1968
		Denver Broncos	1965-67
WOODS, Robert	(KR/WR)	Detroit Lions	1979
		Houston Oilers	1978
		Cleveland Browns	1978
		Kansas City Chiefs	1978
YOUNG, Willie	(OT)	New York Giants	1966-76
YOUNGER, Paul "Tank"	(RB/LB)	Pittsburgh Steelers	1958
		Los Angeles Rams	1949-57
ZENO, Coleman	(WR)	Washington Redskins	1972-73
		New York Jets	1971
ZIMMERMAN, Willie	(TE)	New York Jets	1977
		Philadelphia Eagles	1975-76

Chester Rogers - Tennessee Titans

Trent Scott - Pittsburgh Steelers

GRAMBLING STATE IN NFL DRAFT \\\\\\\\\\\\\\\\\\\\\\\\

Name	Pos.	Year	Round	Pick	Team
Paul "Tank" Younger	FB/LB	1949	Free Agent		Los Angeles Rams
Bob Carter	T	1955	19	4	Green Bay Packers
Willie Davis	DE	1956	15	12	Cleveland Browns
Alvin Richardson	T	1957	26	1	Philadelphia Eagles
Gherig Harris	B	1957	26	11	Chicago Bears
Ronnie Mushatt	OG	1958	19	10	San Francisco 49ers
Jamie Caleb	RB	1959	16	11	Cleveland Browns
Ernie Ladd	DL	1961	4	6	San Diego Chargers
Preston Powell	FB	1961	7	13	Cleveland Browns
Jerry Robinson	HB/KR	1962	11	7	San Diego Chargers
Clifton McNeil	WR	1962	11	11	Cleveland Browns
Junious "Buck" Buchanan	DT	1963	1	1	Kansas City Chiefs
Stone Johnson	WR/DB	1963	14	105	Kansas City Chiefs
Autrey Lane Howell	DT	1963	15	13	New York Giants
Robert Burton	DT	1963	24	191	Houston Oilers
James Griffin	DE	1964	15	1	San Francisco 49ers
John "J.D." Garrett	RB	1964	18	11	Boston Patriots
Alphonse Dotson	DT	1965	1	10	Kansas City Chiefs
Michael Howell	DB	1965	8	13	Cleveland Browns
Willie Williams	DB	1965	8	1	New York Giants
Frank Cornish	DT	1965	11	4	Chicago Bears
Henry Dyer	FB	1966	4	2	Los Angeles Rams
Leroy Carter	HB	1966	6	14	Buffalo Bills
John Gary	DT	1966	6		Houston Oilers
Charles Washington	DB/HB	1966	11	3	Pittsburgh Steelers
Goldie Sellers	DB	1966	20	12	Denver Broncos
Norman Davis	DB	1967	3	1	Baltimore Colts
Julian Gary	DB	1967	4	12	New York Jets
Louis Jackson	DB	1967	5	10	New York Jets
Richard Stebbins	RB	1967	10	2	New York Giants
Robert Atkins Jr.	WR/DB	1968	2	15	St. Louis Cardinals
Wesley Bean	LB	1968	7	27	Cincinnati Bengals
Essex Johnson	DB	1968	6	18	Cincinnati Bengals
Henry Davis	LB	1968	11	15	New York Giants
Harold Jones	DL	1968	12	27	Cincinnati Bengals
Hilton Crawford	DB	1969	9	16	San Francisco 49ers
Charlie Joiner	WR	1969	4	15	Houston Oilers
James "Shack" Harris	QB	1969	8	10	Buffalo Bills
Henry Jones	FB	1969	9	9	Denver Broncos
Edward Watson	LB	1969	9	13	Houston Oilers
Richard Lee	DT	1969	12	6	Boston Patriots
Roger Williams	DB	1969	13	16	Los Angeles Rams
George Muse	LB/DB	1969	17	6	Boston Patriots
Glenn Alexander	KR/DB	1970	3	15	Buffalo Bills
Delles Howell	DB	1970	4	10	New Orleans Saints
Billy Newsome	DE	1970	5	18	Baltimore Colts
Terry Williams	RB	1970	11	5	Buffalo Bills
Samuel Wallace	OG	1970	11	6	Cincinnati Bengals
William O'Neal	RB	1970	11	26	Kansas City Chiefs
Robert Jones	DT	1970	12	7	Philadelphia Eagles
Cliff Gasper	DT	1970	16	10	New Orleans Saints
Walter Breaux	DT	1970	17	13	New York Giants
Richard Harris	DL	1971	1	5	Philadelphia Eagles
Frank Lewis	WR	1971	1	8	Pittsburgh Steelers
Sam Holden	OL	1971	2	5	Kansas City Chiefs
Scott Lewis	DE	1971	2	16	Kansas City Chiefs
Virgil Robinson	HB/KR	1971	2	20	Green Bay Packers
Joseph Carter	TE	1971	4	2	Dallas Cowboys
Willie Armstrong	RB	1971	5	5	Houston Oilers
Coleman Zeno	WR	1971	17	18	New York Giants
John Mendenhall	DT/NG	1972	3	3	New York Giants
Solomon Freelon	OG	1972	3	23	Houston Oilers
Andrew Howard	DT	1972	4	16	Atlanta Falcons
Jack Phillips	WR	1972	11	15	Atlanta Falcons
Lee Fobbs	RB	1973	8	8	Buffalo Bills
Matthew Reed	QB	1973	10	6	Buffalo Bills
Walter Baisey	LB	1973	15	21	Dallas Cowboys
John Billizon	LB	1973	17	14	New York Giants
Charles Battle	LB/DE	1974	5	20	New England Patriots
Ezil Bibbs	DE	1974	8	2	New York Giants
William Bryant	DB	1974	6	23	Cincinnati Bengals
Oliver Alexander	TE	1974	15	4	Chicago Bears
Gary "Big Hands"Johnson	DT	1975	1	8	San Diego Chargers
Robert Barber	DL	1975	2	25	Pittsburgh Steelers
JessieO'Neal	DE	1975	6	16	Houston Oilers
James Hunter	DB	1976	1	10	Detroit Lions
Sammy White	WR	1976	2	26	Minnesota Vikings
Michael St. Clair	DE	1976	4	7	Cleveland Browns
Ron Singleton	TE/OT	1976	4	21	San Diego Chargers
Dwight Scales	WR	1976	5	31	Los Angeles Rams
Robert Pennywell	LB	1976	6	12	San Francisco 49ers
Bobby Simon	T	1976	8	20	Houston Oilers
Arthur Gilliam	DE	1976	10	13	Denver Broncos
Doug Williams	QB	1978	1	17	Tampa Bay Buccaneers
Carlos Pennywell	WR	1978	3	21	New England Patriots
Robert Woods	WR/KR	1978	5	24	Kansas City Chiefs
Bruce Radford	DE/DB	1979	3	21	Denver Broncos
Charles Johnson	DB	1979	4	19	Atlanta Falcons
Mike Smith	WR	1980	7	7	Atlanta Falcons
Joe Gordon	DB	1980	11	9	Buffalo Bills
Mike Barker	DT	1981	10	2	New York Giants
Robert Parham	FB	1981	10	20	San Diego Chargers
Arthur King	DT	1982	6	2 7	Cincinnati Bengals
Albert Lewis	DB	1983	3	5	Kansas City Chiefs
Trumaine Johnson	WR	1983	6	1	San Diego Chargers
Rufus Stevens	WR	1984	6	6	Kansas City Chiefs
Leonard Griffin	DE	1986	3	8	Kansas City Chiefs
Sean Smith	DT	1987	4	17	Chicago Bears
Anthony Anderson	DB	1987	10	5	San Diego Chargers
Patrick Scott	WR	1987	11	3	Green Bay Packers
Arthur Wells	TE	1987	11	11	New Orleans Saints
Calvin Nicholas	WR	1987	11	22	San Francisco 49ers
Curtis Maxie	DL	1988	8	2	Cincinnati Bengals
Johnny Carter	DT	1988	12	27	Denver Broncos
Bryan Tobey	FB	1989	8	4	Kansas City Chiefs
Fred Jones	WB	1990	4	15	Kansas City Chiefs
Clemente Gordon	QB	1990	11	20	Cleveland Browns
Willie "Jake" Reed	WR	1991	3	13	Minnesota Vikings
Walter Dean	RB	1991	6	10	Green Bay Packers
Franklin Thomas	TE	1991	7	11	Detroit Lions
Darryl Milburn	DE	1991	9	8	Detroit Lions
Andrew Glover	WR	1991	10	24	Los Angeles Raiders
Nate Singleton	WB	1992	11	12	New York Giants
Herman Arvie	OL	1993	5	12	Cleveland Browns
Stevie Anderson	WR	1993	8	19	Arizona Cardinals
Roderick Mullen	DB	1994	5	19	New York Giants
Curtis Caesar	WR	1994	7	9	New York Jets
Tracy Greene	TE	1994	7	25	Kansas City Chiefs
Scotty Anderson	WR	2001	5	17	Detroit Lions
Kenneth Pettway	LB	2005	7	13	Houston Texans
Jason Hatcher	DE	2006	3	92	Dallas Cowboys
Chad Williams	WR	2017	3	98	Arizona Cardinals
Name	**Pos.**	**Year**	**Round**	**Pick**	**Team**

>>>>>>>>>> James "Shack" Haris & Doug Williams Field at EDDIE G. ROBINSON MEMORIAL STADIUM

Eddie G. Robinson Memorial Stadium is a 19,600-seat multi-purpose stadium in Grambling, La. The stadium opened in 1983 and is named in honor of famous Grambling State University head football coach, Eddie G. Robinson. It replaced Grambling Stadium. The stadium is oftentimes affectionately referred to as "The Hole" due to the topography of the stadium area.

In 2017, approximately $2 million worth of stadium upgrades were completed. Included in the upgrades were installing new artificial turf, a new larger scoreboard, additional parking and additional tailgating areas.



YEAR-BY-YEAR RESULTS \\\\\\\\\\\\\\\\\\\\\\\\

1983: 3-0-1
Grambling State 28, Alcorn State 0
Grambling State 42, Prairie View A&M 8
Grambling State 28, Mississippi Valley State 28
Grambling State 55, Texas Southern 0

1984: 3-1
Grambling State 35, Bethune-Cookman 17
Tennessee State 34, Grambling State 24
Grambling State 19, Jackson State 3
Grambling State 17, Alabama State 6

1985: 2-1
Grambling State 31, Mississippi Valley State 24
Grambling State 30, Texas Southern 6
South Carolina State 13, Grambling State 10

1986: 1-2
Tennessee State 21, Grambling State 10
Jackson State 25, Grambling State 14
Grambling State 16, Alabama State 7

1987: 3-1
Grambling State 21, Bethune-Cookman 14
Grambling State 45, Mississippi Valley State 14
Grambling State 30, Texas Southern 9
South Carolina State 15, Grambling State 13

1988: 2-1
Grambling State 35, Tennessee State 33
Jackson State 24, Grambling State 17
Grambling State 34, Alabama State 0

1989: 2-1
Grambling State 34, Alabama A&M 22
Grambling State 49, Texas Southern 6
South Carolina State 56, Grambling State 10

1990: 1-2
Grambling State 37, Tennessee State 20
Jackson State 29, Grambling State 19
Alabama State 37, Grambling State 14

1991: 4-0
Grambling State 77, Prairie View A&M 7
Grambling State 37, Mississippi Valley State 35
Grambling State 30, Texas Southern 27
Grambling State 25, Florida A&M 22

1992: 3-1
Alcorn State 35, Grambling State 33
Grambling State 38, Tennessee State 28
Grambling State 34, Jackson State 31
Grambling State 44, Alabama State 19

1993: 3-0
Grambling State 28, Mississippi Valley State 19
Grambling State 50, Texas Southern 26
Grambling State 39, Florida A&M 13

1994: 3-0
Grambling State 62, Alcorn State 56
Grambling State 28, Jackson State 17
Grambling State 51, Alabama State 24

1995: 3-1
Central State 16, Grambling State 14
Grambling State 42, Mississippi Valley State 6
Grambling State 54, Texas Southern 15
Grambling State 48, Elizabeth City State 8

1996: 1-3
Alcorn State 31, Grambling State 6
Langston 15, Grambling State 14
Jackson State 52, Grambling State 0
Grambling State 7, Alabama State 0

1997: 1-2
Grambling State 20, Mississippi Valley State 13
Texas Southern 21, Grambling State 16
North Carolina A&MT State 38, Grambling State 34

1998: 2-1
Grambling State 11, Alcorn State 0
Jackson State 68, Grambling State 35
Grambling State 31, Alabama State 6

1999: 2-1
Grambling State 36, Alabama A&M 31
Grambling State 42, Mississippi Valley State 19
Texas Southern 21, Grambling State 20

2000: 3-0
Grambling State 29, Alcorn State 6
Grambling State 33, Jackson State 30
Grambling State 20, Alabama State 2

2001: 2-0
Grambling State 30, Alabama A&M 7
Grambling State 42, Texas Southern 28

2002: 4-0
Grambling State 41, Alcorn State 35
Grambling State 37, Langston 30
Grambling State 52, Jackson State 31
Grambling State 34, Alabama State 21

2003: 3-1
McNeese State 31, Grambling State 20
Grambling State 45, Mississippi Valley State 6
Grambling State 48, Texas Southern 15
Grambling State 33, Savannah State 17

2004: 0-4
Alcorn State 34, Grambling State 23
Arkansas-Pine Bluff 41, Grambling State 22
Jackson State 32, Grambling State 23
Alabama State 37, Grambling State 23

2005: 4-0
Grambling State 44, Alabama A&M 0
Grambling State 37, Mississippi Valley State 22
Grambling State 58, Texas Southern 21
Grambling State 82, Concordia (Ala.) 7

2006: 1-2
Grambling State 36, Jackson State 7
Alabama State 37, Grambling State 23
Alcorn State 21, Grambling State 14

2007: 3-0
Grambling State 31, Alabama A&M 6
Grambling State 40, Mississippi Valley State 0
Grambling State 57, Texas Southern 9

2008: 4-0
Grambling State 29, Alcorn State 0
Grambling State 14, Jackson State 5
Grambling State 13, Langston 2
Grambling State 27, Alabama State 7

2009: 4-0
Grambling State 38, Northwestern State 17
Grambling State 41, Alabama A&M 20
Grambling State 50, Mississippi Valley State 7
Grambling State 47, Texas Southern 33

2010: 3-0
Grambling State 28, Jackson State 21
Grambling State 22, Alabama State 7
Grambling State 35, Concordia (Ala.) 0

2011: 3-1
Alabama A&M 20, Grambling State 14
Grambling State 44, Concordia (Ala.) 0
Grambling State 30, Mississippi Valley State 24, OT
Grambling State 29, Texas Southern 25

2012: 1-3
Alabama State 19, Grambling State 18
Grambling State 22, Virginia-Lynchburg 7
Jackson State 53, Grambling State 17
Arkansas-Pine Bluff 24, Grambling State 17

2013: 1-4
Alabama A&M 23, Grambling State 9
Lamar 27, Grambling State 16
Texas Southern 23, Grambling State 17
Grambling State 47, Mississippi Valley State 40

2014: 2-1
Grambling State 28, Alcorn State 21
Grambling State 63, Arkansas-Pine Bluff 39
Alabama State 37, Grambling State 23

2015: 2-1
Bethune-Cookman 56, Grambling State 53
Grambling State 37, Alabama A&M 14
Grambling State 49, Mississippi Valley State 14

2016: 3-0
Grambling State 72, Virginia-Lynchburg 12
Grambling State 43, Alcorn State 18
Grambling State 70, Arkansas-Pine Bluff 0

2017: 4-0
Grambling State 23, Northwestern State 10
Grambling State 36, Jackson State 21
Grambling State 41, Alcorn State 14
Grambling State 50, Texas Southern 24

2018: 4-0
Grambling State 34, Alabama State 0
Grambling State 62, Oklahoma Panhandle State 7
Grambling State 45, Arkansas-Pine Bluff 38, OT
Grambling State 24, Mississippi Valley State 19

2019: 3-0
Grambling State 23, Alabama A&M 10
Grambling State 55, Texas Southern 20
Grambling State 19, Alcorn State 16, OT

Spring 2021: 0-2
Jackson State 33, Grambling State 28
Arkansas-Pine Bluff 48, Grambling State 21

Fall 2021: 2-1
Grambling State 37, Alabama A&M 28
Grambling State 34, Texas Southern 20
Bethune-Cookman 31, Grambling State 14

2022: 2-1
Florida A&M 20 Grambling State 20
Grambling State 35, Alcorn State 6
Grambling State 36, Arkansas-Pine Bluff 10

2023: 3-1
Grambling State 58, Florida Memorial 22
Grambling State 35, Texas Southern 23
Alabama A&M 45, Grambling State 24
Grambling State 28, Bethune-Cookman 14

2024: 4-1
Grambling State 37, Tuskegee 20
Grambling State 41, Jackson State 20
Alcorn State 17, Grambling State 15
Grambling State 31, Arkansas-Pine Bluff 21
Grambling State 24, Alabama State 23

All-Time vs. Opponents at Eddie G. Robinson Memorial Stadium

Opponent	Record
Alabama A&M	**9-3**
Alabama State	**13-5**
Alcorn State	**11-5**
Arkansas-Pine Bluff	**4-3**
Bethune-Cookman	**3-2**
Central State	0-1
Concordia (Ala.)	3-0
Elizabeth City State	1-0
Florida A&M	2-1
Florida Memorial	0-1
Jackson State	**10-8**
Lamar	0-1
Langston	2-1
McNeese State	0-1
North Carolina A&T State	0-1
Northwestern State	2-0
Oklahoma Panhandle State	1-0
Prairie View A&M	**2-0**
Mississippi Valley State	**15-0-1**
Savannah State	1-0
South Carolina State	0-3
Tennessee State	3-2
Texas Southern	**17-3**
Tuskegee	1-0

Record By Years

Years	Record
1983-1989	16-7-1
1990-1999	23-11-0
2000-2009	28-7-0
2010-2019	26-9-0
2020-Present	11-6-0

Unbeaten at home (13): 1983, 1991, 1994, 2000, 2001, 2002, 2005, 2007, 2008, 2009, 2010, 2016, 2017, 2018, 2019

Record By Head Coaches

Years	Head Coach	W-L-T
1983-1997	Eddie Robinson	35-16-1
1998-2003; 2011-2013	Doug Williams	21-10-0
2004-2006	Melvin Spears	5-6-0
2007-2010	Rod Broadway	14-0-0
2014-2021	Broderick Fobbs	21-5-0
2022 - Present	Hue Jackson	5-2-0
2024-Present	Mickey Joseph	4-1-0
Total (37 seasons)		***106-38-1***

Highest Attended Games

Date	Opponent	Attendance
Sept. 3, 1994	Alcorn State	25,347
Sept. 3, 1983	Alcorn State	23,652
Oct. 27, 2001	Texas Southern	22,736
Nov. 7, 1992	Alabama State	21,000
Oct. 22, 1994	Jackson State	20,344
Nov. 5, 1993	Alabama State	19,698
Oct. 27, 2007	Texas Southern	19,639
Oct. 17, 1992	Jackson State	19,500
Sept. 21, 2024	Jackson State	19,085
Oct. 21, 2006	Jackson State	18,883
Oct. 29, 2016	Arkansas-Pine Bluff	18,543
Nov. 4, 2006	Alabama State	18,420
Oct. 28, 2017	Texas Southern	18,350
Oct. 19, 2024	Arkansas-Pine Bluff	17,135
Sept. 16, 2017	Jackson State	16,513
Oct. 21, 2000	Jackson State	16,424
Oct. 15, 1983	Mississippi Valley State	16,179
Sept. 5, 1992	Alcorn State	15,465
Nov. 3, 1990	Alabama State	15,258
Nov. 2, 1991	Texas Southern	15,246
Oct. 30, 1993	Texas Southern	14,962
Nov. 2, 2019	Texas Southern	14,562
Nov. 6, 2010	Concordia (Ala.)	14,543
Oct. 20, 1990	Jackson State	14,496
Sept. 2, 2000	Alcorn State	14,310
Sept. 26, 2016	Alcorn State	14,126
Nov. 2, 2013	Mississippi Valley State	13,856
Nov. 4, 2000	Alabama State	12,954

EDDIE G. ROBINSON \\\\\\\\\\\\\\\\\\\\\\\\

For legendary Grambling State University football coach Eddie G. Robinson, football was always the driving force motivating one of the most successful men to ever have set foot on a football field.

Coach Robinson spent 57 seasons consistently fielding stellar football teams and guiding his young charges to successful lives both on and off the gridiron. He earned an unprecedented 408 college football victories to set the NCAA's benchmark for wins in Division I. Coach Robinson retired with an overall record of 408 wins, 165 losses and 15 ties. More than 200 of his players went on to play in the National Football League, including Super Bowl XXII MVP quarterback Doug Williams, who would ultimately succeed Robinson as Grambling's head coach in 1998.

Though the ultra-successful Coach Robinson has always remained humble, crediting his players, his family, his loving wife Doris, the media and football fans from all over the world with making the name Eddie Robinson synonymous with the best that college football has to offer.

On October 7, 1995, Coach Robinson became the first college football coach to break the 400-win barrier, a mark once thought to be unreachable. The 42-6 triumph over Mississippi Valley State came before a national television audience on ESPN2.

"Nobody has ever done or will do what Eddie Robinson has done for this game," legendary Penn State football coach Joe Paterno said. "Our profession will never, ever be able to repay Eddie Robinson for what he has done for this country and the profession of football."

Time after time Coach Robinson proved that hard work, dedication and determination could lead to unimaginable accomplishments.

Neither of Coach Robinson's parents graduated from high school, but they encouraged their son's desire to stay in school and earn a college degree. A young Robinson moved on

THE ROBINSON FILE

PERSONAL

Name: Eddie G. Robinson
Birthdate: February 13, 1919
Died: April 3, 2007
Birthplace: Jackson, Louisiana
Alma Mater: Leland College, 1941 (Bachelor of Fine Arts in Physical Education)
University of Iowa, 1957 (Master of Arts in Physical Education)

ROBINSON'S RUNDOWN

1966	Elected President of the National Association of Intercollegiate Athletics
	Named by the Football Writers Association as "The Coach Who Made the Biggest Contribution to College Football in the Past 25 years"
1967	Elected President of the National Association of Intercollegiate Athletics
1972	Named to the Executive Committee of National Athletic Directors Association
1975	Elected Vice-President of the American Football Coaches Association
1976	Inducted into the NAIA Hall of Fame
	Elected President of the American Football Coaches Association
	Became one of the first collegiate coaches to take a team outside of the Continental United States to play in Japan
1977	Served as head coach in the East-West Shrine All-Star Game
1979	Inducted into the Pop Warner and Sugar Bowl Halls of Fame
1982	Received the "Distinguished American" Commendation Citation from the Walter Camp Foundation at Yale University
	Recipient of the "Morris Frank" Touchdown Award
	Recipient of the "American Service Award" by the Liberty Bowl
1983	Recipient of the "Whitney J. Young Memorial Award" by the New York Urban League
	Inducted into the Louisiana Sports Hall of Fame
	Awarded an honorary Doctor of Laws degree by Louisiana Tech University
	New football stadium at Grambling State University was named Robinson Stadium in honor of the Robinson family
1984	Served as head coach of SWAC seniors in the inaugural Freedom Bowl All-Star Classic in Atlanta, Ga.
1985	Recipient of the Gold Helmet "Paul 'Bear' Bryant Award"
	Recipient of the Dallas All Sports Association's "Distinguished Award"
	Recipient of the "Silver Buffalo Award" by the National Boy Scouts of America
	Recipient of the "Academy Award" by the United Sports Academy
	Recipient of Amos Alonzo Stagg Memorial Award
	Recipient of the "Paul Roberson Award" by the Sheridan Broadcasting Network
	South 13th Street in Baton Rouge, Louisiana was renamed Eddie Robinson Sr. Drive to honor Coach Robinson
1988	Recipient of the B'nai B'rith International "Molder of Champions" Award
	Recipient of the Independence Bowl's "Omar Bradley Spirt of Excellence Award"
	Recipient of the Horatio Alger Award
	Recipient of the Indiana Youthlinks "Pathfinder Award"1987
	Recipient of the National Veteran of Foreign Wars "Hall of Fame Award"1986
	Presented a Special Commendation by the NCAA for the most wins in collegiate football history
1989	Recipient of the Henry Frank Award of Excellence
1990	Recipient of the Disney Pigskin Classic's "Heritage Award"
	Recipient of the Circle City Classic's "Major Taylor Award"
	Inducted into the National Association for Sports and Physical Education Hall of Fame
1991	Recipient of the "Francis J. 'Reds' Bagnell Award by the Maxwell Club
1992	Recipient of the Buffalo Soldier Award
	National Football Foundation and College Hall of Fame "Outstanding Contribution to Amateur Football" Award
	Inducted into the SWAC Hall of Fame
1993	Recipient of the Bobby Dodd Coach of the Year Award
1994	SWAC Coach of the Year; Casey Award Winner
1995	Was inducted into the Blue-Gray Football Classic's Hall of Fame
	Awarded the "Jackie Robinson Sports Award" by the NAACP Image Awards; Casey Award Winner
1997	Was inducted into the College Football Hall of Fame
	Awarded Honorary Doctor of Humane Letters Degree by Yale University

EDDIE G. ROBINSON \\\\\\\\\\\\\\\\\\\\\\\\

from high school to become a quarterback at Leland College under Reuben Turner, a Baptist preacher who introduced Robinson to the concepts of playbooks and coaching clinics.

With no coaching opportunities available following college, Robinson took a job in the Baton Rouge feed mill before learning from a relative that there was an opening for a football coach at Louisiana Negro Normal and Industrial Institute, later to become Grambling State University. After an interview with school president Dr. Ralph Waldo Emerson Jones, Robinson was chosen as the sixth head football coach of the Tigers.

It didn't take Coach Rob, as he is affectionately known, long to prove his worth. Following his initial season, Coach Robinson took command and dismissed some players who he felt were not living up to expectations. The results came soon thereafter, as the next season Coach Robinson's team posted a perfect 9-0 season with the team going undefeated, untied and unscored upon. Grambling was only the second collegiate team to have shut out every opponent, a feat which has not been repeated since.

By 1949, Grambling's football program was receiving national acclaim after former Tigers running back Paul "Tank" Younger signed with the Los Angeles Rams of the National Football League, this becoming the first player from a historically black college to be taken to the NFL.

In 1955, Grambling claimed the National Black College Championship by going 10-0 (the best record in school history) and outscoring opponents by a 356-61 margin. After picking up his 100th career coaching victory against Bethune-Cookman in 1957, Coach Robinson and his Tigers joined the Southwestern Athletic Conference (SWAC) in 1959. The following season he led the Tigers to the first of 17 SWAC titles under his guidance.

Another of Robinson's former Tigers made NFL waves in 1963, as the late Junious "Buck" Buchanan became the first player from a Historically Black College and University (HBCU) to have been chosen first overall in the NFL Draft.

By 1984, Coach Robinson was poised to become college football's winningest coach. After surpassing Amos Alonzo Stagg's 314 coaching victories that year, he tied legendary coach Paul "Bear" Bryant's 323-win mark with a 23-6 win over Oregon State before becoming the career wins leader the next week with a 27-7 win over Prairie View A&M.

Coach Robinson finally relinquished his reigns to the tigers following the 1997 season, but his contribution to the game will be remembered forever. Also during the same year, he was officially inducted into the College Football Hall of Fame.

The Football Writers of America's Coach of the Year award is named after Coach Robinson. Grambling also named its football stadium, Robinson Stadium.

Robinson graduated from McKinley Senior High School in Baton Rouge, Louisiana in 1937. He went on to earn his bachelor's degree from Leland College of Baker, Louisiana, then went on to obtain his master's degree from the University of Iowa in 1954. He passsed away on April 3, 2007.

EGR: "Hell baby, tell them something about Grambling!"

ROBINSON THROUGH THE YEARS

YEAR	OVERALL RECORD	SWAC RECORD
1950	4-3-1	----
1951	3-5-1	----
1952	7-3-1	----
1953	7-3-0	----
1954	4-3-2	----
1955	10-0-0	----
1956	8-1-0	----
1957	5-3-0	----
1958	6-3-0	----
1959	5-5-0	2-5-0
1960	9-1-0	6-1-0
1961	7-2-0	5-2-0
1962	6-2-2	3-3-2
1963	5-3-1	3-3-1
1964	9-2-0	6-1-0
1965	8-3-0	6-1-0
1966	6-2-1	4-2-1
1967	9-1-0	6-1-0
1968	9-2-0	6-1-0
1969	6-4-0	5-2-0
1970	9-2-0	5-1-0
1971	9-2-0	5-1-0
1972	11-2-0	5-1-0
1973	10-3-0	5-1-0
1974	11-1-0	5-1-0
1975	9-2-0	4-2-0
1976	8-4-0	4-2-0
1977	10-1-0	6-0-0
1978	9-1-1	5-0-1
1979	7-3-0	5-0-1
1980	10-2-0	5-1-0
1981	6-4-1	4-1-1
1982	8-3-0	4-2-0
1983	8-1-2	6-0-1
1984	7-4-0	5-2-0
1985	9-3-0	6-1-0
1986	7-4-0	4-3-0
1987	5-6-0	3-4-0
1988	8-3-0	5-2-0
1989	9-3-0	7-0-0
1990	8-3-0	3-3-0
1991	5-6-0	3-4-0
1992	10-2-0	6-1-0
1993	7-4-0	4-3-0
1994	9-3-0	6-1-0
1995	5-6-0	4-3-0
1996	3-8-0	2-5-0
1997	3-7-0	2-6-0
TOTAL	**408-165-15**	**180-73-8**

MIDWEST CONFERENCE CHAMPIONSHIPS (1)

YEAR	Record
1955	10-0

SWAC CHAMPIONSHIPS (18)

YEAR	OVERALL RECORD	SWAC RECORD
1960	9-1	6-1
1965	8-3	6-1
1966	6-2-1	4-2-1
1967	9-1	6-1
1968	9-2	6-1
1971	9-2	5-1
1972	11-2	5-1
1973	10-3	5-1
1974	11-1	5-1
1975	9-2	4-2
1977	10-1	6-0
1978	9-1-1	5-0-1
1979	7-3	5-1
1980	10-2	5-1
1983	8-2-2	6-0-1
1985	9-3	6-1
1989	9-3	7-0
1994	9-3	6-1

BLACK COLLEGE FOOTBALL NATIONAL CHAMPIONSHIPS (9)

YEAR	Record
1955	10-0
1967	9-1
1972	11-2
1974	11-1
1975	9-2
1977	10-1
1980	10-2
1983	8-1-2
1992	10-2

COLLIE J. NICHOLSON \\\\\\\\\\\\\\\\\\\\\\\\

Sports Information Director Legend (1948-1978)



It was a simple twist of fate just after World War II, a lack of communication never connected.

The end result, however, was the building of an award-winning career in sports information that spanned 30 years and played an immeasurable role in developing the world-wide reputation of one of America's best known black colleges, Grambling State University.

Collie J. Nicholson was fresh out of the Marines finishing a three-year stint in the South Pacific during World War II when he and a friend made a stop at Grambling State. They were really on their way north to the University of Wisconsin, but it was years before anyone at Grambling knew the story.

Nicholson, who had started school at Grambling before the war, ran into the school's president, Ralph Waldo Emerson Jones, during his brief stopover. Having known Collie when he first attended Grambling, "Prez", as he was affectionately known, invited him to his office to discuss some ideas for the young journalist.

Not wanting to tell Prez he was actually on his way to another school, Collie went to the bus stop, grabbed his bags and headed to the dorm. More than 30 years later, in 1978, Collie J. Nicholson retired as the school's only sports information director and more than that, one of the profession's most creative members.

In the summer of 2002, nearly 25 years after retiring, Nicholson was named the recipient of the prestigious College Sports Information Directors of America (CoSIDA) Trailblazer Award. This award is given annually to a pioneer in the field of sports information who has mentored and helped improve the level of ethnic and gender diversity within CoSIDA Nicholson was honored at the organization's annual workshop on July 2, 2002, in Rochester, New York.



What Collie accomplished was to put Grambling on the map around the world. When he started his job Collie convinced Prez all he really needed were stamps, envelope and stationery, plus a trusty typewriter.

He began by sending advances to 400 black newspapers nationwide. After football games, he would drive 75 miles to Shreveport Western Union Station, where he would wire the stories to selected newspapers across the country. Collie's reports made every game, regardless of the outcome, sound exciting. Through his creative writing style, more and more papers ran accounts of Grambling's games.

But Nicholson with the support of President Jones and Eddie G. Robinson, envisioned a much bigger picture, and he rarely accepted a no when it came to developing ideas that would further spread the word about Grambling athletics.

In the 1960's he pounded the pavement of New York City, looking for sponsors who would help stage a football game in Yankee Stadium, pitting Grambling against another team from a black college. It wasn't easy, but Collie with his "never quit" efforts found the sponsors and in 1968 Grambling and Morgan State played before 64,000 fans in a packed-to-the-brim Yankee Stadium.

Television was another target Collie set in his sights. Some might say he hounded the national networks, but whatever he did, it worked. ABC signed on and televised its first football game between the two black colleges.

Collie also believed Grambling could take its football team and well-known marching band on the road to capture attention. Over the years and through his persistence, Grambling broke ground with appearances in huge venues like Pittsburgh's Three Rivers Stadium, Detroit Silverdome and the Louisiana (New Orleans) Superdome.

The now traditional Bayou Classic was also a product of Collie's efforts. In 1974, he convinced officials at both Grambling and Southern University that they could create something special by moving their annual game to New Orleans. Before long, the classic was born, and the game was played before capacity crowds.

Nicholson also took great pride in the Tiger Marching Band. He considered the band and the athletic teams as a marriage and promoted them as one package. It was Nicholson who garnered exposure for the band in three Super Bowl games and a 14-day tour to Liberia. He also arranged for Grambling State football games to be played in Tokyo, Japan, in 1976 and 1977 with part of the draw the now well-known Tiger Marching Band. While building support for the Tokyo package in the mid-1970's, Collie learned Japanese so he would not embarrass himself, the school or his hosts in Japan.

It is Nicholson's efforts that helped the Los Angeles Rams discover Paul "Tank" Younger, the first player from a black college to make it in the National Football League. He launched the Heisman and All-America campaign for Doug Williams when he finished fourth in the Heisman race and was a first team All-America selection by the A.P. — which was a first for any athlete from a black school.

When Collie was not knocking on doors, he was producing unique and award-winning press guides, with recognition from the NCAA, NAIA and CoSIDA. Two of his publications were voted best in the nation. He also served for several years as the sports information director of the Southwestern Athletic Conference.

Nicholson is a member of the Grambling State University Hall of Fame and following his career was recognized with numerous awards, including the Distinguised Service Award in Sports Journalism by the Louisiana Sports Writers Association in 1990.

Nicholson, 85, died peacefully in Shreveport, Louisiana on September 13, 2006.

AL DENNIS III \\\\\\\\\\\\\\\\\\\\\\\\

Dennis the Menance (GSU: 1948-1978)

Albert Dennis III was born June 24, 1951, at Independence in south Louisiana and honed his skills as an Iarrupin' lineman at Greenville Park High School in Hammond.

"His daddy was a tackle, too, and was captain of the team with 'Tank' Younger," recalls Eddie Robinson. "We were in a hot battle with Tulane trying to get young Albert but we hung on and signed him. His daddy was upset over publicity. He said we were making Albert an All-American and he had not played one down."

There were photos in the newspapers on the signing, and the press. His daddy said he had never gotten that kind of recognition.

Like his father, Albert as a senior would captain the Tigers and would also be named a second team All-American by the Pittsburgh Courier. And this was not just a "Fat Albert." He was solid and tough, big and quick. He came on like gangbusters after a leg injury sidetracked his sophomore campaign, crashing onto the All-SWAC team as a junior.

Albert was easily recognizable with a "curious straddling gait," and he was conscientious when it came to protecting quarterback Matt Reed. Eager to learn and easy to teach, Albert was a devastating tackle on a 1972 club that won 10 of 12 game including a 56-6 walloping of North Carolina Central in the Pecan Bowl.

The Tigers of 1972 were overloaded with standout lineman. On offense there were Willie Robinson, Andrew Jackson, Bobby Simon and Dennis. On defense the front four included Robert Barber, Gary Johnson, Jesse O'Neal and Sylvester Bates.

Dennis was also sharp in the classroom, an honor student who earned his degree in marketing. Paired down to 250 pounds, with an eye on playing guard in the NFL, Albert hooked on with the Cowboys as a free agent in 1973, but before he could pack his bags for Dallas he was waived and claimed by San Diego. He played in seven games for the Chargers and caught the eyes of line coach Forrest Gregg. When Forrest joined Cleveland the following season, young Dennis was given a brief trial in September. When Gregg took over as head coach of the Browns in 1975, he remembered Al, who would see guard service in 1976 and 1977.

Albert Jr., in the meantime, would have to content himself with recognition as an outstanding high school coach in New Orleans and at BTW and Green Oaks High School in Shreveport.

In November of 2000 Dennis was appointed director of athletics at Grambling State University after serving a 10 month stint as the interim AD. Dennis, a veteran of the Grambling athletic department for over 25 years, brought an extensive background and keen sense and knowledge of the Grambling athletic program, having served as business services manager, athletic coordinator and auxiliary/athletic accountant.

He received his bachelor's degree in business administration from Grambling in 1972 and a master's in sports administration in 1982. Dennis is a member of several organizations, including the College Athletic Business Management Association, the Louisiana Athletic Business Management Association and Kappa Alpha Psi Fraternity, Inc.

Dennis is married to the former Sarah Dangerfield and is the proud father of three GSU graduates, Swanie (1995), Kadar (2002, 2004) and Blythe (2011).

JUNIOUS "BUCK" BUCHANAN \\\\\\\\\\\\\\\\\\\\\\\\

"The Buck" stops here (GSU: 1959-1962)

Junious "Buck" Buchanan. That says it all. "Our first, first round draft choice," reminds Eddie Robinson.

For thirteen years he was an awesome defensive tackle for the Kansas City Chiefs. But, it was not Kansas City that made Buck the first ever player chosen in the inaugural American Football League Draft in 1963.

That honor went to Oakland; the Raiders subsequently transferring their claim on Buck to the Chiefs. He was the first player from Grambling State to have ever been selected in the first round of the NFL Draft.

With that generally-ignored fact disposed of, turn your attention to now one of the greatest defensive linemen who ever tightened a chin strap. He came in at 6-foot-6 and 225 pounds as a freshman, class of '59 at Grambling. He went out a 6-foot-7 and 275-pound behemoth as a 13-year Chief in 1975.

In between, he demolished everything in sight and climbed the peak of his profession in two Super Bowls. "Someone called me one night," remembers Eddie of his introduction to Buchanan, who was born September 10, 1940 in Gainesville, Ala., but would play his prep ball at Parker High School in Birmingham. "The man said, 'There is a football player here you need.' I said, 'Who?' He said, Junious Buchanan."

Arrangements were made for Buchanan to enroll at Grambling in mid-semester. "He came in and weighed 210 pounds," fondly recalls Robinson. "Ernie Ladd was coming off of a knee injury. Ladd, before Buck got here, was our fastest interior lineman. When Buck got here, he and Ladd would be fighting to the tape.

"But to be honest, I didn't think Buck would be much of a ball player because he had his foot in a bucket. It didn't look like he could move with lateral movement. Then we would start running our plays. If we went to the right he would tackle us. If we went to the left he would tackle us. If we went right at him, he would tackle us. . .Boy, he was really tough."



Buchanan checked in at Grambling with a skilled freshman group that included the ill-fated Stone Johnson, Lane Howell, Fred Collins, Bob Burton, Willie Brown, Charles Cook and colorful Willie "Special Touchdown" Houston. Older backfield star Jamie Caleb, fullback Preston Powell, punter Curtis Cotton and the ponderous Ladd. There also a half-dozen scintillating sophomores—Clifton McNeil, Jerry Robinson, Roosevelt Taylor, Garland Boyette, Leon Simmons and Eugene Hughes.

It was, for the most part, a young ball club in the making. After struggling through a 4-6 season in 1959, the Tigers took off on the turn into the '60s. They posted a 23-5-2 record during Buck's three seasons through 1962. Buck was named an All-American all three seasons, was elected team captain and in 1961 was voted lineman of the year in the Southwestern Athletic Conference (SWAC). That same year, he was named to the SWAC All-Academic team for maintaining a 3.20 grade point averagewhile majoring in physical education.

Also while at Grambling State, Buck participated in both basketball and track and field as a member of the sprint relay teams in addition to playing football. In 1968, he was inducted into the NAIA Hall of Fame.

He was just starting to make waves. After playing for the 1963 College All-Star squad that upset Green Bay's mighty Packers, he joined the Chiefs. It was Buchanan who cemented the tremendous defenses fashioned by Coach Hank Stram. Up front, Buck would battle ferociously for a decade alongside Jerry Mays, Paul Rochester, Aaron Brown, Curley Culp and for brief stretches Grambling teammates Al Dotson and Ernie Ladd. Behind them roamed linebackers Bobby Bell, Willie Lanier, "Beast" Holub and Jim Lynch. Further back would lurk Dave Grayson, Willie Mitchell, Johnny Robinson, Fred "The Hammer" Williamson, Emmitt Thomas, Jime Marsalis, Jim Kearney and Grambling ex Goldie Sellers. Right there in the middle of it all was team captain Buck Buchanan. Among his feats:
-Played in the first AFC-NFC Pro Bowl game in 1970, also the first Pro Bowl of 1971.

- Voted the Chiefs' Most Valuable Player in 1965 in 1967.
- Named to All-AFL teams in 1967 through 1969 and the All-NFC squad in 1970.
- Played in six straight AFL All-Star games from 1964 through 1969.
- Played in AFL Championship games in 1966 and 1969, followed by Super Bowls I and IV.

Those were just samplings. It was worth noting that Buck also played in all but one of 182 regular season games scheduled by the Chiefs. He missed his first game in 1974 with a broken hand. Despite the injury, he played in 13 of the team's 14 games.

Away from the playing fields, Buck was active in civic affairs, serving as director of the Kansas State Special Olympics for mentally and physically retarded children in 1972 through 1975.

After peeling off his pads a final time, Buck hooked on as an assistant coach with the New Orleans Saints. Buck had finally stopped here in Louisiana. He was officially inducted into the Pro Football Hall of Fame in 1990. He passed away on July 16, 1992, after a long battle against lung cancer.

Buchanan was inducted into the National Football Foundation and College Hall of Fame on August 17, 1996. He was also inducted into the American Football League, Louisiana Sports and Southwestern Athletic Conference Hall of Fame.

The Sports Network national news service named its national NCAA Division I-AA Defensive Player of the Year award in his honor.

WILLIE BROWN \\\\\\\\\\\\\\\\\\\\\\\\

He was no 'Assassin' (GSU:1959-62)



Yazoo City, Mississippi, is probably best know in these parts for three native sons. . . country philosopher Jerry Clower, positive thinker Zig Zigler and football cornerback William Freddie Brown.

Willie Brown played 16 years in the American and National Football Leagues and picked off a record 54 interceptions. He was the only player in NFL history to intercept at least one pass in 16 consecutive seasons, which puts him three years up on the nearest challengers Emlen Tunnell, Dick "Night Train" Lane, Larry Wilson and Jimmy Johnson.

That, in itself, is very select company in the NFL. Beyond that, Willie also played a dozen seasons in an Oakland defensive backfield with two of the most ferocious head-hunters in the business — George Atkinson and Jack Tatum.

It was Tatum who wrote the book, "They Call Me Assassin."

Brown was never an "assassin" all those years he dressed out as one of the guys who wore black with the Raiders. Willie would hit you hard enough, but his forte was finesse. Steal the ball and run. Twice he scored touchdowns on interception returns in playoff games against Miami in 1970 and Pittsburgh in 1973. However, the play that he is most recognized for was the 75-yard interception that he returned for a touchdown in the Raiders' 32-14 victory over the Minnesota Vikings in Super Bowl XI in 1977.

Willie did not even look malicious. He looked like a guy who you would vote for as senior class president, which he was at Grambling.

"Tom Williams recruited Willie Brown," recalls Eddie Robinson. "He went into Mississippi and got him over some other schools. From the very beginning, Willie was just a clean-cut athlete, extremely fast. We played him as an end. He was one of the guys with great ability. It was not real important where we put him. He could have been a great running back, or a great tight end, because he was an exceptional blocker. And he had character."

Solidly built at 6-foot-1 and 210 pounds, Willie was spotted at split end "because he was beating everybody on the deep passes with his speed" and he played outside linebacker on defense. He was a Tiger from 1959 through 1962, won four letters and picked up another two block G's with the track team. In the classroom, he earned a degree in health and physical education.

Willie could run with the best in his day, but hardly anyone noticed because his college career paralleled those of Olympian sprinter Stone Johnson and "Gray Ghost" Jerry Robinson. The team's tailback Don Stephenson, once returned a kickoff 100 yards for a touchdown in Shreveport.

"On that particular team, almost the whole defensive group got into pro football," reminds Robinson. "(Ernie) Ladd, (Buck) Buchanan, Lane Howell, Simmons, Boyette, Wilson, (Goldie) Sellers and Rosey Taylor."

It was easy to see why Willie got lost in the crowd. And it explains why the Houston Oilers landed him as a free agent in 1963.

But he was cut loose by the Oilers — we all make mistakes — and picked up by Denver during that same August. Willie played four seasons with the Broncos, intercepting nine passes as a professional sophomore in 1964 and holding a school reunion in 1966 when he was joined in the Denver secondary by old mates Goldie Sellers and Nemiah Wilson. That may have been Grambling's finest hour for producing defensive backs, three regulars on the same pro club. The old gang was broken up a month after the season ended, however. Willie and Louisiana Tech quarterback Mickey Slaughter were traded to Oakland. It was a start of a lasting relationship. Willie, born December 2, 1940, was 26 years old when he joined the "pride and poise" Raiders. When he hung up his tack, he was 38.

Using guile, a dash of speed and a bushel of experience, Willie in 12 seasons with the Raiders intercepted a total of 39 passes, which is a club record. One year, he helped the Raiders to set an all-time theft record at 35. He played in five AFL All-Star games and four NFL Pro Bowls. He captained the Raiders on defense and in 1969, won the Gorman Award as the "player who best exemplifies the pride and spirit of the Oakland Raiders." He still shares an NFL record with four interceptions in one game November 15, 1964 against the New York Jets.

Willie Brown was a winner all the way. Eight years in postseason championship playoffs including Super Bowl II.

"He was just a real good football player," says Eddie Robinson.

Brown was officially inducted into the Pro Football Hall of Fame in 1984. In addition, he was honored as one of the Best Black College Athletes of All-Time by Family Digest magazine in July of 2004. He is also a member of the American Football League, Louisiana Sports, Grambling State, SWAC and Mississippi Sports Hall of Fame.

WILLIE DAVIS \\\\\\\\\\\\\\\\\\\\\\\\

The Means to an End (GSU:1952-55)

Was there ever a more awesome sight on the playing fields of the NFL than the sweeping strength thrown into battle by the Green Bay Packers of the 1960's?

The legions drummed together by Vince Lombardi six times barreled into the league's championship game during the decade and five times emerged triumphant, including a string of three in a row from 1965-67.

Ten years later there would come another dynasty, forged by the Pittsburgh Steelers. The Steelers would hit with the big play. The Packers would hurt you for sixty minutes. Little finesse, more like brute strength. Bart Starr operated with surgical precision, handing the ball off to Jim Taylor and Paul Hornung behind pulverizing blocks laid down by Jerry Kramer, Fuzzy Thurston, Forrest Gregg and Bill Curry.

And the defense. In the 14-game season of 1966, the Packers gave up 163 points, less than twelve a game. Nobody ran through much daylight against the likes of Ray Nitschke, Lee Roy Caffey, Dave Robinson, Herb Adderly, Herb Adderley, Willie Wood and Willie Delford Davis.

A legendary football game, and Willie Davis was right there in the middle. Actually, Willie hung around the fringes. He played end, a gentle giant at 6-foot-3 and 245 pounds. Gentle, that is, until he strapped on his helmet.

Willie was a classic performer as a defensive lineman, probably the best he has ever seen, says Eddie Robinson. Born in Lisbon, Arkansas on July 24, 1934, he prepped at Booker T. Washington High School in Texarkana.

"We finally convinced his Mama," Robinson recalls of the recruiting. "We promised her that we would see that he got to Sunday school and church. When we told her that, he didn't have a chance."

Young Davis may have been genteel on the Sabbath, but he was less than gentle on Saturdays.

"At first, while he was here," remembers Robinson, "he wanted to play end. He weighed around 210, 215. But we changed him to guard. That was in 1952."

As a guard, Willie was a two-time black college All-American in 1954-55. With him in the lineup in 1955, Grambling would win its first national championship (eleven more would follow through to the present day).

The 1955 season was culminated by a trip to the Orange Blossom Classic.

"We were invited to Tallahassee to play Florida A&M University," reflects Robinson. "They were outstanding with Willie Galimore and Adolphus Frazier. Each of them scored 16 touchdowns that year. They were really tough."

The Rattlers also fielded an All-American guard, Carl Crowell.

Grambling was no slouch, either, having gone unbeaten through nine games without breaking a sweat.

"We had Bo Murray," agrees Robinson. "On the first play of the game Bo went back to throw a pass and he faked a run to fullback Leon Gafford. This tackle from Florida broke it up. He said after the tackle, 'I'm up for All-America, so don't come this way again.' On the next play, Murray called a trap. Willie came form the opposite side and he really trapped this boy. When Willie got up, he said 'You're up for All-American? I can see why you're not going to make it.' Willie had hitting power. And he was our captain, an outstanding leader."

Grambling turned back FAMU by 28-21. More important for Willie, scouts who had been dispatched by the Cleveland Browns to analyze Galimore went back home singing the praises of Davis. The Browns had an inside track. Ruston's Dub Jones, who had been a great running back for Cleveland, once scoring six touchdowns in a single game, had begun working with Willie on the blocking sled.

"And Tank Younger in Los Angeles was predicting that Davis was going to be a player," reminds Robinson.

The Browns, encouraged by their Orange Blossom eyewitnesses and Dub Jones' recommendation, drafted Willie in the 15th round of the 1956 draft, thus making him the first ever player in Grambling history to have ever been drafted. It does not sound like a high ranking now, but this was less than seven years after Younger had become the first black college player to join an NFL team. Before joining the Browns, however, Willie had more pressing business; he picked up his bachelor of science degree in industrial arts in the spring of 1956, then fulfilled a military obligation over a two-year stretch. By 1958 he was free to sign with the Browns.

Cleveland, like Green Bay in later years, was then a powerhouse under coach Paul Brown. Try Jim Brown for starters, and add Bobby Mitchell and Lou Groza. Thrown into a defensive line company with the likes of Paul Wiggins, Bob Gain, Don Colo and Henry Jordan, rookie Davis played in all 24 games over two seasons before being traded to the Packers for end A.D. Williams in 1960.

He would spend ten seasons in Green Bay before his retirement at age 36. Davis never missed a kickoff in his dozen years as a professional player in 286 games including 262 as a Packer. Three times he was tabbed as a Western Conference All-Star, during the glory years from 1965 through 1967. He would play in no less than five Pro Bowls. He was there when Green Bay whipped Kansas City 35-10 in the first Super Bowl, and when the Packers routed Oakland 33-14 in Super Bowl II. He was on the premises, too, when the Packers outskidded Dallas 21-17 in the 1967 Ice Bowl at Green Bay. Willie also captained the Packers.

There were not many places Willie Davis could not go, if he had a mind to. And he had a mind. He received his master's degree in business administration in 1968 from the University of Chicago and is now a successful businessman in Los Angeles, California.

Davis was officially inducted into the Pro Football Hall of Fame in 1981.



CHARLIE JOINER \\\\\\\\\\\\\\\\\\\\\\\\

On and On and On, Etc. (GSU:1968-69)



Charles Joiner Jr. was once described as the quintessential professional.

"From the way he conducts himself in each practice each day to the manner in which he runs his precise pass patterns," explained the front office people in San Diego, a western bastion of the National Football League. The Chargers' owner, Eugene Klein, and this is according to the gospel as preached by Eddie Robinson, "thinks the sun rises and sets on Charlie Joiner."

Sufficient reason exists for the affection. Since joining the Chargers in April of 1976—an even swap for defensive lineman Coy Bacon bringing him from Cincinnati—Charlie has grabbed 190 passes as a favorite companion of quarterback Dan Fouts. Net worth of same, 3,213 yards spread over four seasons. It means, too that Charlie has been good for 17 yards a pop every time he gets his sensitive hands on the football.

There is an added dimension, in that Charlie's best season as a wide receiver with the Chargers came in 1979 when he caught 72 passes for 1,008 yards in the wide-open aerial bombardment navigated by Fouts. Charlie at the time was 32 going on 33, and we are not talking about his uniform number.

Charlie for the record, turned 33 on October 14, 1980, and there he was still running those "precise patterns" and eluding defensive backs in San Diego. He knew all the steps, having gone about this business for 12 years since coming off the dusty drillfields at Grambling.

"Charlie goes all out," says an admiring Robinson. "He spends a lot of time with young receivers, too. He has a lot of class."

Joiner, born in Many, LA, turned up at Grambling after impressing his prep coach, Wiley Stewart, at W.O. Boston High School in Lake Charles.

"Stewart once told us Charlie was a good receiver and he could play," Robinson recalls. "He teamed here with James Harris. There it was, touchdown after touchdown."

"Charlie, had some of Dub Jones' influence, too. Dub told me one day that Charlie Joiner ran some of the finest patterns he'd ever seen. Beating the man, that's where he excelled."

Charlie, not overly large at 5-foot-11 and 188 pounds, but blessed with 4.4 speed over 40 yards, learned his trade from the very best while at Grambling. He ran his patterns in summer workouts against Willie Brown, then an established cornerback with Oakland, and he was lectured on offensive strategy by both Dub Jones and Clifton McNeil, at the time an all-league receiver with San Francisco.

This football education coincided with the arrival at Grambling of a 200-pound quarterback out of Monroe, the man called James Harris. Harris between 1965 and 1968, would deliver 289 pass completions for 4,705 yards and 53 touchdowns. And Joiner caught his share— 78 receptions— along with Bob Atkins, Frank Lewis, Essex Johnson and big tight end Terry Williams.

The Tigers went 23-6-1 in three years with Harris throwing downfield to Joiner and others. An All-Southwestern Athletic Conference finish as a senior drew the interest of Houston, and the Oilers made Charlie a fourth round choice in the combined AFL-NFL Draft of 1969. Joiner as a rookie impressed the Oilers with "fluid moves, excellent hands and the ability to make the tough catch in the crowd," but a broken arm derailed him for most of the 1969 season and part of 1970.

Once healed, he led the Oilers with seven touchdowns and 681 receiving yards in 1971.

"Just a matter of time before he reaches stardom," predicted the Oilers.

Patience, however, was not to be an Oiler virtue, and Charlie, along with linebacker Ron Pritchard, was dispatched to Cincinnati six games into the 1972 season in exchange for running backs Fred Willis and Paul Robinson.

Reunited with Essex Johnson and deployed with standout receiver Isaac Curtis, Joiner would be an integral part of the Bengals' attack arsenal for three years, catching 37 passes for 726 yards in 1975. His first season in San Diego, 1976, he hauled in 50 throws for 1,056 yards— better than 20 yards per catch— and played in the Pro Bowl.

Not bad for a 29-year old gaffer who was back on the same side with old buddy James Harris.

In eleven seasons, Charlie had chalked off 6,156 yards and 38 touchdowns on the payoff end of 354 long shots lobbed behind some of the best deepbacks in the league. And he will keep on catching them because he is good at it. It is something he likes to do. He does not have to do this for a living; he earned his degree in accounting in 1969 and is a ten-year man with Gulf Oil in Houston. Joiner is currently working as the receivers coach with the Kansas City Chiefs.

But quitting in mid-stride, that is not Charlie Joiner. He finished his pro career by catching 750 passes for 12,146 yards and 65 touchdowns while averaging 16.2 yards per catch. He also had 50 or more receptions in seven years and 70 or more catches for three of those seasons.

Charlie Joiner was officially inducted into the Pro Football Hall of Fame in July 1996.

SAMMY WHITE \\\\\\\\\\\\\\\\\\\\\\\\

In the North, A Star (GSU:1972-75)



You could call him Sammie. Or you could call him Sammy. Whatever. But make no mistake about the last name-White.

"Frank Lewis and Sammie White had so much in common," submits Eddie Robinson." Either one could take a screen pass. . . and score."

Sammie, from 1972 through 1975, scored 43 touchdowns, one more than Frank. Sammie also caught 26 career touchdown passes, eight more than Frank. Where Lewis' name used to be in the record books, it has been replaced by White.

Sammie's tenure at Grambling spanned three quarterbacks - Matt Reed, Joe Comeaux and Doug Williams - and with this arsenal of firepower the Tigers forgot how to lose. They went 10-2 in 1972 and whipped North Carolina Central, 56-6, in the Pelican Bowl; finished 10-3 in 1973 while dumping Delaware, 17-8 in the Boardwalk Bowl; closed at 11-1 in 1974 while routing South Carolina State, 28-7, in the Pelican Bowl; and rumbled to a 10-1 record in 1975. Grand total in wins and losses: 41-7.

One of the 1973 losses came in the NCAA playoff, a 28-20 heartbreaker against Western Kentucky in the Grantland Rice Bowl.

Born March 16, 1954, in Winnsboro, Sammie prepped at Richwood High School in Monroe.

"We watched him all the way," says Robinson. "We knew what he could do. He was almost unbelievable in high school. . ."

Not as unbelievable as he would become at Grambling. Sammie had deceptive speed his time for the 40-yard dash was 4.6 - but beyond that he had exceptional moves and reflexes.

"His first year he took over at wingback in his fourth game," remembers Robinson. "He was a climax runner and could make the big play."

Sammie was compactly constructed at 5-foot-11 and 189 pounds. Three times he was voted All-SWAC; twice he was named an NCAA Division II All-American. He caught 100 passes as a collegian, a school record matched only by Michael Moore, who would benefit as Doug Williams recipient through 1977.

"Sammie, too, was a fine person," Robinson adds. "He could come into a room and if you didn't ask him, you wouldn't know who he was."

The Minnesota Vikings knew who Sammie White was after his senior season of 1975. He rushed the ball 63 times for 479 yards, caught 37 passes for 802 yards and scored 17 touchdowns, 12 on receptions. In four years he contributed 3,287 yards to Grambling's attack. He had gained 2,169 of those yards on pass catches, a school record. The Vikings made Sammie their second round drafts pick in 1976.

Sammie, with good hands and quick feet, joined the Vikings fresh from the College All-Star game in Chicago. In the four years since, coming into this season, he would catch 187 passes for 3,122 yards. What is remarkable about his performance in the NFL is the reminder that the Vikings have long regarded a dump pass out of the backfield as a significant achievement. Yet he averaged better than 15 yards per catch, holds a club record with touchdown catches in four consecutive games, had caught at least one pass in sixty straight games, and in 1977 hauled in a 69-yard bomb from Tommy Kramer against San Francisco.

As a rookie with the Vikings, White started every game scoring 10 touchdowns and set a team rookie receiving yards record with 906 yards, which stood until it was broken by former Minnesota wideout Randy Moss in 1998. He also held team records for both touchdowns and yards in a game by a rookie which were both broken by Moss in the same year. He was named the NFL Offensive and NFC Rookie of the year in 1976 and has appeared in three Pro Bowls. Although the Viking was humbled by Oakland, 32-14, in Super Bowl XI, White scored one of the losers' two touchdowns on an 8-yard third period pass from Fran Tarkenton.

Following a career with the Vikings, White coached at Carroll High School in Monroe, LA before returning to Grambling where he has enjoyed a stint as an offensive coach with the Tigers. During this tenure on the coaching staff, he has helped the Tigers earn four National Black College and SWAC Championship titles. During those runs, GSU's offense twice led the nation in passing offense, scoring offense and ranked in the top on several occasions in other categories.

White, a member of the Vikings 25th Anniversary team, is married to the former Penny Fortner and they have two children: Sammy III and Samantha and two grandchildren: Lauren and Taylor.

DOUG WILLIAMS \\\\\\\\\\\\\\\\\\\\\\\\

From All-American Quarterback to Head Coach to NFL Executive

History was made in December of 1997 when Doug Williams returned to his alma mater to take over for retired legend Eddie Robinson as the first new head coach at Grambling for more than 50 years. Williams finished six seasons as the "Head Tiger" leading the team to three straight NCAA Division I-AA National Black College and SWAC Championships before leaving the university in February 2004 to take on a new role as a Personnel Executive with the Tampa Bay Buccaneers.

A natural for the positon, having been the most prolific quarterback in Grambling State's history combined with an outstanding professional career, Williams brought several intangibles to the football program, including his vast football knowledge built on a wealth of experience and a love for Grambling that is unmatched by anyone, anywhere.

Williams' impact on the football program was immediate as the Tigers went from a 3-8 record in 1997 to a 5-6 mark in his first season in 1998. His second season saw even more success as the Tigers finished with a 7-4 mark. Williams' third season proved to be the charm with a 10-2 mark en route to their first SWAC title since sharing it with Alcorn State in 1994 and the first outright title since 1989.

The Tigers were also named the 2000 National Champions in the NCAA Division I Black College Football Poll.

In 2001, Williams proved that the previous year's success was no fluke as he guided the Tigers to a 10-1 mark en route to both undisputed SWAC and National Black College championships.

In 2002, Williams completed the hat trick by leading GSU to its third straight SWAC and National Black College championships with an 11-2 record. At the conclusion of each of those three seasons, the Tigers finished in the top ten in several national polls.

Also during this stretch, Williams brought home some serious Coach of the Year hardware such as the SWAC; 100-percent Wrong Club of Atlanta and the Pigskin Club of Washington, D.C. SWAC Coach of the Year awards for three straight years. In addition, he was named the Street and Smith's Magazine Black College Coach of the Year (2000); Shutt Sports Division I-AA Coach of the Year (2000) and the Sheridan Broadcasting Network Black College Coach of the Year (2001, 2002).

Growing up as a young boy in the 1960s, Williams could only dream of the day he would get the chance to play in the NFL, let alone quarterback a team to a world championship and earn MVP honors. It was a day and age when black men and women gave up much just to achieve basic equality, and imagining a black man a leader of champions was only a dream in the minds of greats like Martin Luther King Jr. But he would end up turning that dream into his life's story.

Williams attended Chaneyville High School in Zachary, LA in the early 1970s and became a star quarterback for the football team.

He was recruited out of high school by Coach Robinson, who was coaching one of the most successful black college football programs at the time at Grambling State.

After spending time as a backup early on during his freshman year at Grambling, Williams finally got his chance to start in which he wasted no time in leading the team to victory in the fifth game of the season with a 21-7 victory over Tennessee State. In his first year as a starter, he would help to lead the team to a 10-2 record en route to the both the 1974 SWAC Co-Championship and the National Black College Championship. The Tigers were Williams' team from that point on as he would go on to start every game that he played at Grambling State. In his sophomore season as a full-time starter, he helped to lead the team to a 10-2 season en route to another National Black College Championship in 1975.

In his senior season of 1977, Williams' passing statistics were staggering in which he would lead the Tigers to a 10-1 record en route to both the SWAC and National Black College Championships while earning SWAC Player of the Year and All-America honors. As a direct result of his efforts, this vaulted him to a fourth place finish in the Heisman Trophy race behind the University of Texas running back Earl Campbell.

That spectacular college career earned Williams plenty of attention from NFL scouts and the changing times saw him get selected in the first round of the 1978 NFL draft by the Tampa Bay Buccaneers.

Williams turned in a strong career at Tampa Bay which included a playoff berth before the fledgling United States Football League gave the young signal caller the respect that he deserved for so long. The Oklahoma Outlaws signed him to a lucrative contract and showed a resounding vote of confidence in him as a true team leader in 1984. Williams led the Outlaws into first place before a knee injury sidelined him halfway through that initial USFL season. He played a second season with the Outlaws until the league suddenly folded in 1985.

In 1986, Tampa Bay traded the NFL rights to Williams to the Washington Redskins, and a year later he shared the starting quarterback position with Jay Schroeder. But it was Williams who shined in the postseason, leading the Redskins through the playoffs en route to a 42-10 Super Bowl victory the Denver Broncos in 1988. He was the first black quarterback to ever start in a Super Bowl who made the most of a monumental opportunity by setting several Super Bowl passing records en route being named the game's MVP.

Williams is a 1978 graduate of Grambling State. He and his wife, Raunda, are the parents of Ashley, Adrian, Doug Jr., Jasmine, Laura, Temessia and Carmeleta.

PAUL "TANK" YOUNGER \\\\\\\\\\\\\\\\\\\\\\\\

Tanks for the Memories (GSU: 1945-1948)

Paul Younger, homegrown, moved up to the college varsity in 1945. Before he ran out of eligibility in 1948 he would score a record 60 touchdowns and 369 points; rush for a nation-leading 1,207 yards in a single season (1947) and 2,631yards in four seasons of eight-and-nine-game schedule; rumble 86 yards for a non-touchdown against Morgan State in 1946, and would become the first of more than 70 Grambling All-American.

"He was the fastest man on our team," appends Robinson. "Most of the time in high school whenever he got the ball he'd score a touchdown. On end-around he was knocking people down. In college he scored a helluva lot of touchdowns, 25 of them as a tackle on end-arounds. His junior year we moved him to running back and defensive halfback."

Eddie Kotal, a scout for the Los Angeles Rams, caught sight of Younger in Birmingham, Alabama, during the now defunct Vulcan Bowl. Tank scored three touchdowns in 28-27 loss to Wilberforce University of Ohio.

There are two popular misconceptions connected with Younger's joining the Rams in 1949. He was not first black player with the Rams, nor was he the first black college player to suit up as a pro in Los Angeles.

As far back as 1946, the Rams - just one year removed from Cleveland - had signed two stellar black athletes out of UCLA - giant defensive end Woody Strode and all-purpose halfback Kenny Washington. Across LA the rival All-American Conference Dons in 1947 signed two black college players, end Ezzret "Sugarfoot" Anderson from Kentucky State and center-linebacker John Brown from North Carolina Central.

Younger, however, would tread new ground as the first black college player in the National Football League.

"Just like the film, 'One Hundred Yards to Glory' if Younger made it, it would open doors for others ball players," Robinson said of that day and age. "We talked about it quite a bit. When he left here to go to report, he was the best conditional athlete in the Rams' camp when he got there. All slimmed, and trained like a fighter. He weighed between 218 and 223."

Eddie also imparted some wisdom to Tank: "In dummy drills run out the play 25 to 30 yards. Don't turn and come back after 10 like the others do. The longer you have the ball under your arm, the longer the man is watching…."

The "man" was general manager Tex Schramm, later to build a dynasty in Dallas, and the head coach was the innovative plotter of the T-formation, Clark Shaughnessy. Tank gained 191 yards on 52 carries while alternating with Fred Gehrke at fullback in his rookie season and the Rams won the Western Conference.

But Younger was not yet being called Tank. His nickname was "Bass Eyes," a label hung on him by another rookie, quarterback Norm Van Brocklin. Younger would tip defenses by rolling his eyes in the direction the play would go, accused the Dutchman. Late in the 1950 season, Younger asked the team's other quarterback, Bob Waterfield, "What do you want for Christmas?"

"I'd like a tank that runs," replied Waterfield. This was the birth of "Tank" Younger.

The Rams fielded the most explosive offense in NFL history in the fifties. There was Waterfield and Van Brocklin throwing long-rang missiles to Tom Fears, Hirsch and track sprinter Bob Boyd. Running the ball were the Bull Elephants and halfbacks Vitamin T. Smith and Glenn Davis. In the 12- game season of 1950, the attack scored 466 points-more then 38 a game-and they would win by score of 45-28 and 45-35. In one period they ran up 41 points against Detroit.

In time, Tank, who stood 6-foot-3, built up to 230 pounds. It was a time of Bull of Elephant. Hoerner led Rams in rushing in 1948-49, Towler from 1951-53 and Younger in 1954 (91 carries, 610 yards).

Tank wore his No. 35 jersey nine years with the Rams and finished up as a Pittsburgh Steelers in 1958. His career totals in the NFL were 770 carries and 3,640, yards, 100 catches for 1,167 yards, and 35 touchdowns. He was also a savage blocker and smashing linebacker, the last player selected to both the offensive and defensive All Star teams in the NFL.



Millions watching Super Bowls and NBA All-Star games have witnessed electrifying and energizing performances. It has been seen and heard in international places such as Liberia, Panama, Korea and Cuba. "It" is none other than the stimulating, exhilarating and invigorating Grambling State University Marching Band.

When the committee for the first Super Bowl wanted a super band and Coca-Cola wanted "the real thing" for its commercial, the Marching Tigers got the call. Since that time many years ago, the band has made two other appearances at Super Bowl games, including Super Bowl 9 (IX).

It has been hailed as the "Number One Band in the Land" for years, but 1997 was a year that holds many fond memories for the Tiger Marching Band. For that was the year the talented musicians received an invitation to play at Super Bowl 32 (XXXII) in San Diego, Calif. and the band started its march to greater heights than before.

In what has been labeled as the "Greatest Super Bowl halftime of all-time," the Tigers electrified the world as they performed with Motown greats such as the Temptations, Smokey Robinson, Martha Reeves and the Vandellas, the Four Tops, Queen Latifiah and Boyz II Men. Performing at the Super Bowl is nothing new for the Tiger Band and the talented students took care of business like seasoned show veterans.

The Grambling State Band got its first big break in 1964 when it performed at halftime of the American Football League's championship game in San Diego.

Members of the news media covering the event labeled the marching band as "The Band that Never Gets Tired." San Diego Union reports jumped on the bandwagon. One article describing the band read, "The band looked better getting on the bus than most bands do on the field."

Since that time, the band has also performed halftime shows for several professional teams.

The Tiger Band continues to be one of the most visible recruiting tools at Grambling State University. Young and old, black and white, foreign and American are all attracted to this band.

Though they work hard on the field, band members work even harder off the field as they go to various high schools to host workshops as well as to perform. That is in addition to the regular school work assigned do as they work on their degrees as university students.

More than 30 years after those first national-attention grabbing performances, the Tiger Band is still the most sought after band in the land. In 2001, they performed at the Delchamps Senior Bowl college all-star football game at Ladd Stadium in Mobile, Ala; the Miami Dolphins' Monday Night Football game; the Black History Parade in Anaheim, Calif. Mardi Gras Celebration in Shreveport and a host of other activities.

While the band has the solid cornerstone of a spectacular past, the Tiger Band's foundation is firmly being made in technology, the band has computerized its field shows and musical arrangements.

"Its all about keep pace with what's happening in the world," Pannell said. "We are making sure that the Grambling State Band sets the pace in the next millennium."

Pannell fully understands about keeping pace. He played in the famed Tiger Band over 35 years ago under the late, great bandmaster Conrad Hutchinson.

Through sheer genius, "Hutch" as he was called by thousands, erected, directed and perfected the matching sensation known as The Tiger Band. During the four decades "Hutch" spent at Grambling State, the Grambling State Hall of Famer directed the Tiger Band during performances and appearances that spanned this country and landed them on foreign soil all over the world.

But forget about the sassy, yet classy Orchesis Dance Troupe. What is a band without dancers?

Thirty-three years ago, the Orchesis became an official band auxiliary, mesmerizing audiences around the world. Today, under the tutelage of Mrs. Diane Grigsby, this ground can still "rock the house," as well as move an audience with their jazzy, classy and upbeat performances.

One thing, though will never change - the Grambling State University Tiger Marching Band will always be the best in the land. Like other greats, it is often imitated, but never duplicated.

World Famed Tiger Marching Band Highlights

• In 1967 and 1968, the band performed in Super Bowls I and II, respectively, prior to the NFL championship game being officially called The Super Bowl. Grambling's 1967 performance has been named "One of the Top 10 Super Bowl Halftime Shows" by Sports Illustrated magazine.
• In 1972, the marching Tigers played in Monrovia, Liberia, at the inauguration of Liberian President William R. Tolbert.
• In 1976, the GSU band performed in the first-ever Pioneer Bowl in Tokyo, Japan.
• In 1977, GSU World Famed Tiger Marching Band performed in Mirage Bowl, Tokyo, Japan.
• In 1978, GSU World Famed Tiger Marching Band, pushed back at Half-Time, Bayou Classic, to introduce their first all female dance line "ORCHESIS" to the world, lead by artistic director/choreographer Virgie Broussard (Pradia). One original member of "ORCHESIS" was choreographer/producer Deborah A Gibson (MC HAMMER Too Legit Tour), and cousin to Erykah Badu/National recording artist.
• In 1978, GSU World Famed Tiger Marching Band were halftime guest performers for Dallas Cowboys at the Original Texas Stadium in Irving, Texas where they showcased their Original 10 Members of GSU Orchesis Dance Line.
• In 1981, The band performed in the Hollywood films Grambling's White Tiger (1981).
• In 1981, the band appeared in "Marching Band/Coke Is It," an award-winning television commercial developed for Coca-Cola USA by Burrell Communications Group.
• In 1982, the Grambling State University World Famed Tiger Marching Band was special guest to the Emperor of Japan, performed in Osaka, Japan and were the halftime performers at the Tokyo, Japan Mirage Bowl game.
• In 1999, U.S. President Bill Clinton performed (on saxophone) with the band for a halftime show in Grambling, Louisiana.
• In 1999, the Tiger Marching Band along with GSU's acclaimed dance troupe "The Orchesis Dance Company" was featured in a nationally televised commercial as part of Procter & Gamble's "Tampax Was There" marketing campaign.
• In 1999, the band was featured in commercial bumpers for Cartoon Network's "Cartoon Cartoon Fridays" block. They performed the main Cartoon Cartoons theme, as well as the theme songs for other Cartoon Network shows.
• In 1998, the band was featured in Super Bowl XXXII, alongside Boyz II Men, Martha Reeves and Smokey Robinson.
• In 2001, the GSU World Famed Tiger Marching Band was included in the inaugural parade for U.S. President George W. Bush.
• In 2002, the GSU World Famed performed in the motion picture Drumline.
• In 2005, the band recorded an album entitled "A Tribute To Motown" with Motown Records.
• In 2006, "Season of the Tiger," a six-part docudrama aired, following members of the Grambling State University marching band and football team during the 2005-2006 football season. Produced by DAFT films and Black Entertainment Television (BET), "Season of the Tiger" was the second BET reality show to focus on life at a historically black institution (HBCU), and the first to highlight the competitive environment of marching bands at some HBCUs.
• In 2007, the band performed in the award-winning Denzel Washington film, *The Great Debators.*
• In the 118th Tournament of Roses Parade (2007), Grambling State's marching band was the marching band in the Star Wars Spectacular, in which all members were wearing Imperial officer uniforms. This was the band's second time in the Tournament of Roses Parade: 1980 being the first time an HBCU band was selected to march and lead in the Tournament of Roses Parade.
• In 2009, the GSU World Famed Tiger Marching Band was included in the inaugural parade for U.S. President Barack Obama.
• In 2010, the band's drumline, "Chocolate Thunder", performed at halftime in the NBA All-Star Game with artist Shakira.
• In 2013, the band was included in the second inaugural parade for U.S. President Barack Obama.
• In 2015, Drake mentioned the band in his hit song "*Used to*" featuring Lil' Wayne on his If You're Reading This It's Too Late mixtape.
• In 2016, Vice Media released a documentary covering the significance of GSU's marching band and the popularity of the annual battle against Southern University's Human Jukebox in the Mercedes-Benz Superdome.

The Tiger Marching Band have an average of 160 students with a grade points average of 3.00 or higher each year.

HISTORY OF THE TIGER MARCHING BAND \\\\\\\\\\\\\\\\\\\\\\\\

BAND STARTED IN 1926

The plot began in 1926 when President R.W.E. Jones struck up an instrument deal with Sears and Roebuck. As the years passed, the script became juicer. So, here is our story: " How a once small, country band became not only the best band in the land, but also a household word...

GRAMBLING STATE WITHOUT A BAND?

Yes, that was the situation in 1926 when then President Charles P. Adams asked new faculty member Ralph Waldo Emerson Jones to form a group of marching musicians. Jones, who later served as the institution's President for over 50 years, began the tough task by obtaining 17 instruments from Sears and Roebuck and the Tigers were ready to take their first giant step.

At that time, there was no Music Department at Grambling, so sharps, flats, lines, spaces, notes and rest were mysteries to members of that initial group. But the inexperienced Tigers persisted, and soon they were performing their first "melody strained" concert.

Later, the action switched from chairs to grassy fields as the tiny group began marching at football games. Since several band members were usually on the grid squad, interesting situations frequently developed. It was a common sight to see Ralph Jones substituting for a band member who had suffered a football injury.

Tiger tunes became more sophisticated during the 1930s, and Grambling musicians began to perform at concerts and dances in neighboring towns. By 1936, Jones, affectionately known as Prez, became the President, but he still directed the band and coached baseball. For the musical group to continue its development, Prez decided a full-time director was needed. So "Sarge" A.D. King, former college band leader and big band director, was hired. Tiger musicians were under his direction until 1949 when Langston band leader J.S. "Pop" Lee took over. Faltering health caused the Oklahoma product to step down and trumpet instructor Sheldon Booth filled-in as interim director until Conrad Hutchinson Jr. was hired in 1952.

"Hutch Jr.," a Tuskegee institute graduate, had directed high school for over 12 years in Mobile, Ala., Covington, Ky., and Cincinnati, Ohio. The professional musician and jazz band performer frequently performed at theatrical events and stage shows and on television and radio programs.

During World War II the multi-talented musician was in charge of the U.S. Army bands in the China-Burma-India Theater. His years of experience would be put to excellent use at Grambling.

"BEST BAND IN THE LAND"

When Conrad Hutchinson Jr. arrived here in 1952, he had a plan to make the Grambling College Marching Band the best in the land. It didn't happen overnight and it certainly wasn't easy, but "Hutch" and his staff began molding embryo noise makers into superb musicians and magnificent marchers. And today, his prized unit is frequently labeled, "The Best in the Land."

GROUP ENTERTAINS USO AUDIENCES

Having made a name for themselves in the states, the Grambling College band members began developing international reputations in the mid-1960s when the "Mixed Notes" toured numerous foreign countries.

The 15-member group was composed of comedians, musicians, dancers, actors, actresses, and singers, and it entertained USO audience in Panama, Puerto Rico, Cuba, Korea, the Philippines and the Bahamas Islands.

Directed by Conrad Hutchinson Jr., the touring party included Peetie McDaniel, Erleen Borne, Norma Watson, Gene Davis, Inez Reddo, Leon Dickerson, George Herts, Dock Edwards, Conrad Hutchinson III, Isaac Paggett, Maurice Johnson and Charles Minifield.

WORLD TRAVELERS

During the early 1960s, the Grambling College Marching Band, a unit known for its sedentary habits, became restless and hit the road. No longer would it be known as a small, country band, for it was soon to become the "traveling band from tiger land." Initially, only a few felines ventured afar. They were known as the "Mixed Notes" and they performed in 1964 during USO shows in the Caribbean and later in the Far East.

GRAMBLING UNIT IN FIRST SUPER BOWL

When the old AFL and NFL decided to stage Super Bowl I, they realized that a super unit was also required for halftime. What was needed was a well-disciplined collection of musicians, who could hypnotize the crowd with their delicious music and aerodynamic movements. Of course, Grambling College received the invitation, and the rest was history. In early 1975, another Conrad Hutchinson creation took the field in Tulane Stadium for a halftime happening during Super Bowl IX.

A SUPER "SHOW BAND"

Band members captured the hearts and souls of Super Bowl I and IX fans with sensational shows that had the Los Angles Coliseum and Tulane Stadium spectators swaying in their seats.

During the 1967 California game, feet started stomping early as Grambling College, University of Arizona, and UCLA units put on a pre-game show.

Then the "Bayou Band" staged one eye-opening halftime happening before it combined with other units for the finale. "The Band That Never Gets Tired" certainly lived up to its reputation.

In January of 1975 the the G-Men once again entertained Super Bowl fans. This time, the scene was Tulane Stadium in New Orleans. From the initial balloon releasing ceremony to the final delightful dance routine, Super Bowl IX observers had all the heart-throbbing excitement they could possibly absorb without medical attention.

GSU WINS "BATTLE OF BANDS"

Although there are no longer any nationally organized collegiate band contests, the marching Tigers were winners of one such event in 1972. Held in Dallas, Texas by Braniff Airlines, the "Battle of the Bands" featured competition between GSU, Southern, Jackson State, Mississippi Valley State, Kentucky State, and Bishop. The Tigers won the overall trophy as well as awards for showmanship and continuity.

TIGERS CUT TWO ALBUMS

As a tribute to its outstanding sound, two records have been cut from the Grambling State University Marching Band.

Mercury Records produced the first soundtrack in 1972 and it featured such numbers as "Ball of Confusion," "Six-Fifty East" and " The Love You Saved." Entitled "Tiger Time," the album was recorded in T.H. Harris before a live audience.

A Japanese company produced the other soundtrack prior to Mirage Bowl I. The 1977 album included that year's top hits and was targeted for the Japanese market.

BICENTENNIAL BAND

Over one million people watched the Grambling State University Marching Band perform during the nation's bicentennial celebration in Washington D.C.

The gyrating Tigers marched in the July 4, 1976, parade and then performed at the Washington Monument that evening.

"COKE, BAND ARE IT"

When Coca-Cola began filming a commercial featuring the Grambling State University Marching Band, no one imagined it would become that firm's highest ranking advertisement.

Sub-freezing temperatures greeted the film makers in December of 1981, and it took a while to crank those Tigers engines. But once in motion, there was no stopping them. The commercial, which dubbed GSU as, "The No. 1 Band in the Land," became Coke's most popular promotional piece.

PIONEER BOWL

The GSU band first stepped foot on Japanese soil during the autumn of 1976 when it performed during the first Pioneer Bowl in Tokyo.

TIGERS JAM IN JAPAN

Take exotic Japan, a country deeply-rooted in ancient traditions. Stir in a lot of jazz. Finally, blend with the GSU Marching Band.

What have you created? It's a happening and it's been happening since 1976 when the Tigers performed in the Pioneer Bowl, but this time after having participated in the Osaka Mitsubishi Jazz Festival.

ORCHESIS DANCERS JOIN THE GSU SQUAD

Women have played an important part in the Grambling State University Marching Band, serving as musicians, majorettes, featured twirlers, and most recently as Orchesis dancers.

Members of the latter group were phased into the band routines in 1977, and they have been electrifying audience ever since.

Actually, females were part of Prez's first band and they continued as Marching Tigers until the 1963-64 school year when travel and lodging arrangements forced the band to go "all-male."

Except for featured twirlers, the unit was without women until 1977 when they were once again allowed to try out.

BASKETBALL MUSICIANS

Another first was recorded by the Marching Tigers during the winter of 1984. They performed for the first time on a professional basketball court. Fans at the Dallas Mavericks-Philadelphia 76ers' game got their money's worth that night.

ALWAYS A TIGER

A feeling of "togetherness" surrounds the marching band, and that special closeness remains even after graduation. The band has a very dedicated alumni following that frequently returns to campus, especially for homecoming. Time is turned back during homecoming halftime as Alumni Band members recreate their magical performances of yesteryear.

It's their way of proving they still "have what it takes," and also saying, "Thanks for the memories."

FROM HUMBLE BEGINNINGS TO JAMMIN' WITH THE PRESIDENT OF THE UNITED STATES

During the week of GSU's Presidential Performance, the band received a call from the NCAA. The band had been selected to represent the Pageantry of Bands section of the NCAA Hall of Fame. A request was made that the band send a drum majors uniform. Strange enough the uniform didn't fit. A day later GSU's Band Staff got a call from the NCAA requesting permission to fly up one of the bands drum majors to cast a mold of the actual statue.

Dignitary's from across Louisiana and surrounding areas gathered in Grambling's Robinson Memorial Stadium to hear the President's speech. President Bill Clinton's commencement address was well received. Not only did The President get a chance to interact with some of the finest minds of Historically Black Institutions, he also picked up something extra while he was there.

GSU's Band staff presented the President a jacket making him an honorary director of bands at the university. "The President says he's always been a fan of our band," Dr. Larry Pannell, Director of Bands GSU said at the time, "He mentioned that he'd been following us since his days as governor in Arkansas".

In addition, thanks to Epsilon Rho (K K Psi), Members of Kappa Kappa Psi and Tau Beta Sigma will also be proud to know that on that same day the President became a member of their Honorary Band Fraternity.



FORMED: 1920

Charter members: Bishop College, Paul Quinn, Prairie View A&M, Texas College and Wiley College

Commissioner: Dr. Charles McClelland **Located:** Birmingham, Alabama

HISTORY AT A GLANCE

In 1920, athletic officials from six Texas HBCUs — C.H. Fuller of Bishop College, Red Randolph and C.H. Patterson of Paul Quinn College, E.G. Evans, H.J. Evans and H.J. Starns of Prairie View A&M, D.C. Fuller of Texas College and G. Whitte Jordan of Wiley College — met in Houston, Texas, to discuss common interests. At this meeting, they agreed to form a new league, the SWAC.

Paul Quinn became the first of the original members to withdraw from the league when it did so in 1929. When Langston University of Oklahoma was admitted into the conference two years later, it began the migration of state-supported institutions into the SWAC. Southern University entered the ranks in 1934, followed by Arkansas AM&N (now the University of Arkansas at Pine Bluff) in 1936 and Texas Southern University in 1954. Rapid growth in enrollment of the state-supported schools made it difficult for the church-supported schools to finance their athletics programs and one by one they fell victim to the growing prowess of the state-supported colleges. Bishop withdrew from the conference in 1956, Langston in 1957 and Huston-Tillotson (formerly Samuel Huston) in 1959, one year after the admittance of two more state-supported schools: Grambling College and Jackson State College.

The enter-exit cycle continued in 1961 when Texas College withdrew, followed by the admittance of Alcorn A&M (now Alcorn State University) in 1962. Wiley left in 1968, the same year Mississippi Valley State College entered. Arkansas AM&N exited in 1970 and Alabama State University entered in 1982.

Arkansas—Pine Bluff (formerly Arkansas AM&N) rejoined the SWAC on July 1, 1997, regaining full-member status one year later. Alabama A&M University became the conference's tenth member when it became a full member in September, 1999 after a one year period as an affiliate SWAC member. Most of the former SWAC members that have left the conference are currently a part of the Red River Athletic Conference of the NAIA.

Current championship competition offered by the SWAC includes competition for men in baseball, basketball, cross country, football, golf, indoor track, outdoor track & field and tennis. Women's competition is offered in the sports of basketball, bowling, cross country, golf, indoor track, outdoor track & field, soccer, softball, tennis and volleyball.

THE MISSION AND PURPOSE OF THE SWAC

The Southwestern Athletic Conference, Inc. (the "SWAC", the "Conference") is organized exclusively for the purpose of encouraging, promoting, advancing, and conducting intercollegiate sports activities and other recreational and not-for-profit activities among the members of the Conference. Its purposes are:

- To uphold the principles of institutional control of, and responsibility for all collegiate sports conducted by the members of this organization in conformity with the Constitution and Bylaws hereof;
- To stimulate and improve intercollegiate athletic sports;
- To comply with satisfactory standards of scholarship and amateur standing and good sportsmanship;
- To preserve and maintain the collegiate athletic records of the members of the Southwestern Athletic Conference, and make them available upon request;
- To cooperate with other amateur athletic organizations in the promotion and conduct of intercollegiate athletic contests;
- To maintain fiscal management; and
- To legislate through Bylaws or Resolutions on subjects of general concern to the membership.

The members of the conference are committed to the philosophy of maintaining intercollegiate athletics as an integral part of the overall educational program. To this end, the conference believes in and subscribes to the fundamental principles of amateurism, institutional control, sound academic standards, financial aid, recruiting, and ethical conduct that governs intercollegiate athletics, and the enforcement of rules and regulations as adopted by the National Collegiate Athletic Association.

MEMBERSHIP TIMELINE

Bishop College	1920-56
Paul Quinn College	1920-29
Samuel Huston College	1920-59
Texas College	1920-68
Wiley College	1920-68
Prairie View A&M	1920 - present
Langston University	1931-57
Arkansas AM&N	1936-70
Southern	1934 - present
Texas Southern	1954 - present
Grambling State	***1958 - present***
Jackson State	1958 - present
Alcorn State	1962 - present
Mississippi Valley State	1968 - present
Alabama State	1982 - present
Arkansas-Pine Bluff	1997 - present
Alabama A&M	1999 - present
Howard University*	2014 - present
Bethune-Cookman	2021 - present
Florida A&M	2021 - present

*Affiliate member in women's soccer only.

LEGENDARY SWAC GREATS INCLUDE:

NFL

Lem Barney	Jackson State
Mel Blount	Southern
Robert Brazile	Jackson State
Willie Brown	***Grambling State***
Buck Buchanan	***Grambling State***
Willie Davis	***Grambling State***
Donald Driver	Alcorn State
James Harris	*Grambling State*
Ken Houston	Prairie View A&M
Charlie Joiner	***Grambling State***
Robert Mathis	Alabama A&M
David Deacon Jones	Mississippi Valley State
Steve McNair	Alcorn State
Jerry Rice	Mississippi Valley State
Eddie Robinson	Alabama St
Jackie Slater	Jackson State
Michael Strahan	Texas Southern
Doug Williams	*Grambling State*

NBA

Lindsey Hunter	Jackson State
Willis Reed	***Grambling State***
Purvis Short	Jackson State

MLB

Lou Brock	Southern
Rickie Weeks	Southern

COACH

Eddie G. Robinson	***Grambling State***

OTHERS

Bill Foster	Alcorn State
Patricia Hoskins	Mississippi Valley State
Barbara Jacket	Prairie View A&M
Alice Jackson	***Grambling State***
Brian Johnson	Southern
Mary Onyal	Texas Southern
Walter Payton	Jackson State
Michael Tinsley	Jackson State

2025 GRAMBLING FOOTBALL

SCHEDULE

LANGSTON UNIVERSITY
AUGUST 30, 2025
SHREVEPORT, LA

PRAIRIE VIEW A&M UNIVERSITY
SEPTEMBER 27, 2025
DALLAS, TX

ALABAMA A&M UNIVERSITY
NOVEMBER 1, 2025
GRAMBLING, LA

OHIO STATE UNIVERSITY
SEPTEMBER 6, 2025
COLUMBUS, OH

TEXAS SOUTHERN UNIVERSITY
OCTOBER 11, 2025
GRAMBLING, LA

BETHUNE-COOKMAN UNIVERSITY
NOVEMBER 8, 2025
GRAMBLING, LA

KENTUCKY STATE UNIVERSITY
SEPTEMBER 13, 2025
GRAMBLING, LA

UNIVERSITY OF ARKANSAS PINE BLUFF
OCTOBER 18, 2025
PINE BLUFF, AR

ALCORN STATE UNIVERSITY
NOVEMBER 15, 2025
LORMAN, MS

EAST TEXAS A&M UNIVERSITY
SEPTEMBER 20, 2025
GRAMBLING, LA

JACKSON STATE UNIVERSITY
OCTOBER 25, 2025
LAS VEGAS, NV

SOUTHERN UNIVERSITY
NOVEMBER 29, 2025
NEW ORLEANS, LA

HTTPS://GSUTIGERS.COM/SPORTS/FOOTBALL/SCHEDULE/2025