

GRAMBLING
STATE FOOTBALL

2025 FACT BOOK



UNIVERSITY INFORMATION

Location Grambling, LA (71245)
 Founded 1901
 Enrollment 5,438
 Colors Black and Gold
 Nickname Tigers
 Conference Southwestern Athletic Conference
 President Dr. Martin Lemelle Jr.
 Alma Mater Grambling State, 2006
 VP for Intercollegiate Athletics Dr. Trayvean Scott
 Alma Mater Southern, 2003
 Associate AD/Chief of Staff Taylor Stewart
 Alma Mater Grambling State, 2018
 Associate AD/SWA Wanda Currie
 Alma Mater Grambling State, 1984
 Faculty Athletic Rep. Dr. Bobby Burkes
 Alma Mater Xavier (La.), 1973
 Athletics Department Phone 318.274.2374
 Ticket Office Phone 318.274.4795
 Twitter @GSUTigers/@GSUFootball01
 Athletics Website gsutigers.com
 University Website gram.edu

FOOTBALL HISTORY

First Year of Football 1926
 Overall Record 596-299-19
 Bowl Record 19-8
 Last Bowl 2017 Celebration Bowl
 vs. North Carolina A&T State (L, 14-21)

STADIUM INFORMATION

Stadium Eddie G. Robinson Memorial Stadium
 Capacity 19,600
 Year Opened 1983
 Playing Surface Artificial Turf
 Record 106-38-1

COACHING STAFF

Head Coach Mickey Joseph
 Alma Mater Nebraska, 1991
 Career Record 21-20
 Record at Grambling State 5-7
 Defensive Coordinator Jason Rollins
 Offensive Line Eric Losey
 Defensive Line Jalen Ivy
 Wide Receivers Reggie Moore
 Safeties Willie Mack Garza
 Cornerbacks Del Lee-Collins
 Running Backs Kris Peters
 Quarterbacks Shyrone Carey
 General Manager Reggie Nelson

CREDITS

The 2025 Grambling State Fact Book is a production of the Athletics Communications Office

MANAGING EDITOR AND PRIMARY DESIGN

Curtis Ford, Associate AD for Athletic Communications
 Brian Howard, Contributor

COVER DESIGN

Matt Steele, Football Graphics Designer

PHOTOS/RESEARCH/EDITORIAL ASSISTANCE

Karmen King, Senior Associate AD for Compliance and Academics/
 Title IX Coordinator for Athletics; Carlton Hamlin, University
 Photographer; Glen Lewis, University Photographer;



THIS IS GRAMBLING STATE FOOTBALL

| | |
|---------------------------------------|-----|
| Quick Facts/Credits/Table of Contents | 1 |
| History/Winning Tradition | 2 |
| Media Information | 3-4 |
| Directions and Information | 6 |

| | |
|---|-------|
| Yearly Results | 46-49 |
| All-Time Grambling State Head Coach Records | 49 |
| All-Time Records | 40-58 |
| Designated Games | 59-60 |

SEASON PREVIEW

| | |
|-----------------------------------|-------|
| 2025 Rosters | 6-7 |
| Series Records | 8 |
| Series Records vs. 2025 Opponents | 9-11 |
| 2025 Opponents | 12-13 |

HISTORY

| | |
|-------------------------------------|-------|
| Postseason Awards | 61-63 |
| NFL Selections | 64-66 |
| NFL Draft History | 67 |
| Eddie G. Robinson Memorial Stadium | 68-69 |
| Eddie G. Robinson | 70-71 |
| Collie J. Nicholson | 72 |
| Al Dennis III | 73 |
| Junious "Buck" Buchanan | 74 |
| Willie Brown | 75 |
| Willie Davis | 76 |
| Charlie Joiner | 77 |
| Sammy White | 78 |
| Doug Williams | 79 |
| Paul Younger | 80 |
| The World Famed Tiger Marching Band | 81-82 |

COACHING STAFF

| | |
|--|-------|
| Mickey Joseph, Head Coach | 14-15 |
| Jason Rollins, Defensive Coordinator | 16 |
| Kris Peters, Inside Receivers/Tight Ends | 17 |
| Eric Losey, Offensive Line | 18 |
| Shyrone Carey, Quarterbacks | 19 |
| Willie Mack Garza, Safeties | 20 |
| Reggie Moore, Defensive Line | 21 |
| Del Lee-Collins, Cornerbacks | 22 |
| Jalen Ivy, Special Teams | 23 |
| Reggie Nelson, General Manager | 24 |

CONFERENCE INFORMATION

| | |
|--------------|----|
| SWAC History | 83 |
|--------------|----|

ADMINISTRATIVE STAFF

| | |
|--|-------|
| Dr. Martin Lemelle Jr., President | 25 |
| Dr. Trayvean Scott, VP for Intercollegiate Athletics | 26 |
| Athletics Senior Staff | 26 |
| Grambling State University | 27-28 |
| Grambling State University Famous Alums | 28 |

2024 REVIEW

| | |
|------------------------------|-------|
| Final Results and Statistics | 29-33 |
| Game Recaps | 34-44 |

RECORDS

BLACK, GOLD & TRUE

EDDIE ROBINSON

THE ONLY FCS COACH TO HAVE 408 VICTORIES
41 WINNING SEASON
18 SWAC CHAMPIONSHIPS
9 BLACK COLLEGE FOOTBALL NATIONAL CHAMPIONSHIPS



JUNIOUS "BUCK" BUCHANAN

TOP DRAFT PICK BY THE KANSAS CITY CHIEFS IN 1963
BUCK BUCHANAN AWARD NAMED FOR THE MOST
OUTSTANDING DEFENSIVE PLAYER IN THE FCS EACH YEAR



DOUG WILLIAMS

THE FIRST BLACK QUARTERBACK TO
START & WIN A SUPER BOWL (XXI)
SUPER BOWL XXI MOST VALUABLE PLAYER



HOME OF CHAMPIONS

MOST SWAC TITLES
MOST NFL HALL OF FAMERS
28 SWAC CHAMPIONSHIPS
15 BLACK COLLEGE NATIONAL CHAMPIONSHIPS
13 BLACK COLLEGE FOOTBALL HALL OF FAMERS
5 COLLEGE FOOTBALL HALL OF FAMERS
4 NFL HALL OF FAMERS

CELEBRATING BIG WINS

THE ONLY SWAC SCHOOL TO WIN THE
CELEBRATION BOWL
DECEMBER 2016, GRAMBLING STATE 10 NC CENTRAL 9



Thank you for your coverage of the Grambling State University Tigers and Southwestern Athletic Conference (SWAC) football. Please let us know if we can assist your efforts at any time during the football season. The following is the list of policies and procedures of the Grambling State University Athletic Communications Office. Please contact the GSU Athletic Communications Office with any questions or concerns.

Curtis Ford (fordc@gram.edu), Assistant AD for Athletic Communications, will serve as the primary contact for Grambling State football. His contact information is listed below:

Curtis Ford
Associate AD for Athletic Communications
Email: fordc@gram.edu
Phone: 318.274.2374

MONDAY MEDIA PRESS CONFERENCES

Each game week during the football season, Grambling State will hold a media press conference at 10 a.m. in the Stadium Support Facility in the media room, located on the second floor. Head coach Mickey Joseph will speak at 10 a.m. and selected assistant coaches (one offense and one defense) will be available to the media immediately following Joseph's weekly press conference. In the event of special games (State Fair Classic and Bayou Classic), the press conference will move that week to Tuesday at 10 a.m. Players will only be available upon request at least 48 hours prior to the Monday press conference. Contact the Athletic Communications Office for more details. GSU will hold and conduct interviews during the open weeks of the season.

Joseph's portion of the news conference will be available each week on www.gsutigers.com on Monday afternoons.

MEDIA PRESS CONFERENCE PARKING & ENTRY

The Monday Press conference is located at the Stadium Support Facility. Members of the media should enter through the front doors and take the elevator to the second floor.

PLAYER INTERVIEW AVAILABILITY

All interviews with Grambling State student-athletes should be coordinated through the Athletic Communications Office. During the season, GSU players are available after the weekly Monday Press Conference and after practice on Tuesdays. This also includes during the week of the State Fair Classic, Bayou Classic, SWAC Championship Game and Celebration Bowl, players will only be available on Monday and Tuesday only. Telephone interviews may be arranged by contacting Brian Howard in the Athletic Communications Office. ALL interview requests should be made at least 48 hours in advance. GSU's first-year players (true freshmen) are not available for interviews.

COACH INTERVIEW AVAILABILITY

Interviews with head coach Mickey Joseph should also be arranged through the Athletic Communications Office. Head Coach Mickey Joseph is available at GSU's weekly media press conference on Mondays during the season. Telephone interviews with the head coach can be arranged by contacting the Athletic Communications Office. As with the student-athletes, interview requests should be made at least 48 hours in advance.

SWAC CONFERENCE CALL

Head coach Mickey Joseph is available via teleconference on Mondays as part of the SWAC Conference call. Contact the SWAC Conference communications staff for more information.

SEASON MEDIA CREDENTIALS

Season credentials for Grambling State must be requested through GSU's official website. To begin the process, visit www.gsutigers.com/media. Only media covering the Tigers on a consistent basis and on assignment will be considered for season credentials. A lost season credential will

result in credentials being issued on a game-by-game basis as available.

The deadline for requesting season credentials is Friday, August 18. No season credentials will be issued after that date.

SINGLE-GAME MEDIA CREDENTIALS

Credentials for individual games should be requested at least one week (seven days) in advance. Credentials will not be mailed, but will be available to be picked up at least 24 hours prior to kickoff at the Courtyard by Marriott (Ruston, La.) at the front desk. Parking passes will be issued to media who covers the team on a consistent basis. Those requests should also be made at www.gsutigers.com/media.

Credentials will only be granted to media on assignment and to those who cover the Tigers or their opponent on a regular basis.

Approved passes will be available at the Hampton Inn at least 24 hours prior to kickoff.

CREDENTIAL TYPES

--- MEDIA ---

This credential is for writers. It includes press box access and a press box seat, as well as access to postgame Interview rooms. It does not allow sideline access until postgame. The media pass is also good for visiting radio network/television crew members who do not require sideline access.

--- PHOTO ---

This credential includes sideline access, interview room access, as well as access to the press box and the photo/video work room. Photo credential holders will not have a reserved seat in the press box. **Photographers wishing to obtain a media credential must submit ALL gameday photos within 24 hours after the completion of the game. Failure to do so will result in having the credential revoked from any future games.**

--- RADIO ---

This credential is for institutional radio members only. It includes press box access and a radio booth seat, as well as access to postgame interview rooms. Each institution will be given up to six (6) radio credentials, which will include two (2) sideline credentials for working radio/sideline reporters. Radio members who do not carry the game on their flagship stations will be subjected to one (1) credential which will allow press box access only during the game. That credential will allow one (1) press box seat and access to postgame interview rooms. It does not allow sideline access until postgame.

--- PROFESSIONAL SCOUTS ---

This credential is for NFL and Canadian Football League scouts. It includes press box access and a press box seat, as well as access to postgame interview rooms. It does not allow sideline access until postgame.

--- TELEVISION ---

This credential includes press box access, sideline access and interview room access. The television broadcasters will have three (3) seats in the press box television booth.

--- VIDEO ---

This credential includes sideline access, interview room access, as well as access to the press box and the photo/video work room. Video credential holders will not have a reserved seat in the press box.

MEDIA PARKING ON GAMEDAY

Media parking for GSU home games is located behind the Fredrick C. Hobby Assembly Center and is unreserved. The press box will be available to the media at least two (2) hours prior to kickoff.

UPLINK TRUCK PARKING

Media outlets looking to park an uplink truck should notify Alan Blakeney (ablakeney@gram.edu) no later than Monday the week of the game. Uplink trucks that have made arrangements will be parked in an area designated by Alan Blakeney or Jeffrey Sims on a first-come, first-served basis.

MEDIA CREDENTIAL PICKUP ON GAMEDAY

Media members wishing to pick up credentials on gameday will need to visit the Hampton Inn in Ruston, La. and go to the front desk. The credentials will remain at the front desk until kickoff.

MEET THE ATHLETIC COMMUNICATIONS STAFF //



Curtis Ford
Associate AD for
Athletic Communications



LEON MITCHELL
Associate Director
Athletic Communications



Carlton Hamlin
Campus Photographer
University Communications

ENTERING THE STADIUM ON GAMEDAY

Working members of the media should enter Eddie G. Robinson Memorial Stadium from Gate 1 located on the south side of the stadium. Once you enter from Gate 1, elevators to the press and broadcast levels will be located to the left.

THE PRESS BOX

The press box is located at Gate 1 and opens two hours prior to kick-off on gamedays. The media meal will be served at least a half hour prior to kickoff. After entering the press box, make a right off the elevators and the working press box will be on your left.

ANY FOOD SERVED IN THE MEDIA PRESS BOX IS STRICTLY FOR MEDIA MEMBERS ONLY.

Suite meals that are provided during home games are NOT for media members, but only for Suite Guests.

VISITING RADIO

The visiting radio booth is located in the press box. Upon leaving the elevator, go left and look toward the glass doors, where the farthest on the right is the visiting radio booth. Only the official radio network of the visiting school will have access to the booth. Contact the Athletic Communications Office for more information.

FIELD ACCESS

To access the field at Eddie G. Robinson Memorial Stadium, use the ramp located in the east end zone (Stadium Support Facility Side) of the stadium. Media credentials do not permit field access until postgame. Photographers are the only members of the media allowed on the field before and during the game.

SIDELINE POLICIES

Photographers are the only members of the media permitted on the sidelines during games. Shooting areas at Eddie G. Robinson Memorial Stadium are limited to the outside of the 25-yard lines and in the end zones. The designated areas allow space for working media as well as GSU and visiting spirit groups to co-exist. The GSU Athletic Communications Office will have a representative on the field to assist the media in their game-day efforts.

The bench areas of both sidelines are off-limits to media. While passing through from one end of the field to the other, members of the media should walk behind the bench areas without stopping in that space.

Members of the media should not approach Tiger players or coaches until the designated time for interview availability after the game.

PHOTO/VIDEO WORK ROOM

The photo work room is in the Robinson Stadium Support Football Facility and is located on the second level and is available immediately following the conclusion of the game.

GAMEDAY INTERVIEW AREAS

The visiting team locker room and interview room are located in the Stadium Support Facility. To access the interview area, please enter through the Stadium Support entrance. Grambling State will provide an escort for visiting media and athletics communications directors.

Interviews with Tiger coaches and players take place in the Stadium Support Facility in the media room on the second floor. GSU will provide an escort to that location as well.

Hue Jackson's postgame news conference will be available in the Stadium Support Facility (football fieldhouse) inside the weight room after the NCAA 10-minute cooling off period. GSU players will be available upon request.

Members of the media should not approach GSU players or coaches for comments on the field. **The GSU locker room is closed.**

PRACTICE AVAILABILITY

Grambling State's football practices are primarily closed to the public and media with limited exceptions (media will be notified in advance of those dates). The first portion of the workouts (generally the first 15-20 minutes) is open to photographers. Again, media will be notified in advance of those opportunities.

Members of the media planning to shoot practice should contact the GSU Athletic Communications Office in advance to confirm arrangements and practice times.

PRACTICE LOCATION

The Tigers practice on the practice field next to the Football Stadium Support Facility or inside Eddie G. Robinson Memorial Stadium.

ACCESSING INFORMATION

In addition to the Grambling State Athletics website (www.gsutigers.com), the latest news, weekly releases, updated depth charts, rosters and season and single-game statistics can be sent on a daily or weekly basis via e-mail. Contact Curtis Ford to request to be added to the football e-mail list.

WE ARE GRAMBLING STATE

When referring to Grambling State University, please only use the terms **GRAMBLING STATE** or **GSU**. Please refrain from acronyms of the name **GRAM**, **Grambling St.** or **GRAM State**, **GRAM St.** In addition, Grambling State plays in the Southwestern Athletic Conference (SWAC).

SWAC WEEKLY HONORS

Each week during the regular season, the SWAC will name an offensive, defensive, newcomer and special teams player of the week.

SWAC WEEKLY TELECONFERENCE

The SWAC football head coaches will be available on a weekly teleconference Mondays from August 28 -November 20 from 10:00 am until noon central time. Each coach will be available for 8-10 minutes each week for questions and reviews.

Media representatives who wish to participate should consult the conference weekly release. For credible media members only who wish to participate in the weekly coaches teleconference, the call in number is 1.800.356.8278. You will be prompted for a participant code and dial: 298779#. Media Members are asked to mute your line until you have a question. To Mute and Unmute your line, please us 4*.

A replay of each teleconference will be available

each Monday on the conference's website: www.swac.org.



Directions to Grambling State University

From Little Rock, AR (3hrs 8min, 176 mi):
Take appropriate route to US-167 S. Follow US-167 S for approximately 157 miles to Interstate 20 W. Ride down I-20 W for approximately 4.1 miles, then take Exit 81 in Grambling, LA and merge right onto RWE Jones Street and continue straight. After you pass through the first traffic light, you will drive across a small overpass and arrive at a second traffic light. You will then arrive on the campus of Grambling State University.

From Baton Rouge, LA (3hrs 59min, 224 mi):
Take appropriate route to US-61 N towards Natchez, MS. Travel north on US-61 for approximately 80 miles into Natchez, MS. Use the left two lanes to turn left onto US-425 N. Continue north on US-425 for approximately 76.5 miles into Rayville, LA, then take the appropriate route to Interstate 20 W. Ride down I-20 W for approximately 57 miles, then take Exit 81 in Grambling, LA and merge right onto RWE Jones Street and continue straight. After you pass through the first traffic light, you will drive across a small overpass and arrive at a second traffic light. You will then arrive on the campus of Grambling State University.

From Jackson, MS (2hrs 24min, 156 mi):
Take appropriate route to Interstate 20 W. Travel west on I-20 for approximately 152 miles, then take Exit 81 in Grambling, LA and merge right onto RWE Jones Street and continue straight. After you pass through the first traffic light, you will drive across a small overpass and arrive at a second traffic light. You will then arrive on the campus of Grambling State University.

From Dallas, TX (3hrs 45 min, 250 mi):
Take appropriate route to Interstate 20 E. Travel east on I-20 for approximately 248 miles, then take Exit 81 in Grambling, LA and merge right onto RWE Jones Street and continue straight. After you pass through the first traffic light, you will drive across a small overpass and arrive at a second traffic light. You will then arrive on the campus of Grambling State University.

Directions to Campus Athletics Facilities

Wilbert Ellis Field at RWE Jones Park (Baseball Stadium):
At the light, turn left onto College Ave. Continue straight at the stop sign and go around the curve behind Lee Hall on S. Main St. Immediately after coming out of the curve, turn left onto Hutchinson St. Continue straight past Dunbar Hall (on your left) and the dorms on your right (Attucks Hall, Garner Hall, & J.D.E. Bowen Hall) until you come to the entrance of the baseball park.

Eddie G. Robinson Memorial Stadium (Football Stadium):
At the light, continue straight on RWE Jones Dr. past Jacob T. Stewart building and Tiger Village Clubhouse (on your right). Turn right on Central Ave. and continue straight past Martha Adams Hall (on your left) and Tiger Village Clubhouse (on your right). Merge left at the small intersection just past the basketball courts (on your right) and continue straight until you come to the parking lot of football stadium.

Fredrick C. Hobdy Assembly Center (Basketball/Volleyball Arena):
At the light, continue straight on RWE Jones Dr. past Jacob T. Stewart building and Tiger Village Clubhouse (on your right). Turn right on Central Ave. and continue straight past Martha Adams Hall (on your left) and Tiger Village Clubhouse (on your right). Merge left at the small intersection just

past the basketball courts (on your right) and continue straight, past the parking lot of football stadium. Fredrick C. Hobdy Assembly Center will be on your left.

GSU Lady Tigers Softball Field:
At the light, continue straight on RWE Jones Dr. past Jacob T. Stewart building and Tiger Village Clubhouse (on your right). Turn right on Central Ave. and continue straight past Martha Adams Hall (on your left) and Tiger Village Clubhouse (on your right). Merge left at the small intersection just past the basketball courts (on your right) and continue straight, past the parking lot of football stadium. GSU Lady Tigers Softball Field will be straight ahead from the parking lot.

GSU Lady Tigers Soccer Field:
At the light, continue straight on RWE Jones Dr. past Jacob T. Stewart building and Tiger Village Clubhouse (on your right). Turn right on Central Ave. and continue straight past Martha Adams Hall (on your left) and Tiger Village Clubhouse (on your right). Merge left at the small intersection just past the basketball courts (on your right) and continue straight, past the parking lot of football stadium. GSU Lady Tigers Soccer Field will be straight ahead from the parking lot and behind the Softball Field.

Local Hotels

| | |
|--|--|
| Americas Best Value Inn 1105 N. Trenton St. Ruston, LA 71270 Phone: 318.251.0000 | Hampton Inn 1315 N. Trenton St. Ruston, LA 71270 Phone: 318.251.3090 |
| Best Western Plus 1011 Willow Glen Dr. Ruston, LA 71270 Phone: 318.224.7499 | Holiday Inn Express & Suites 1312 Hospitality St. Ruston, LA 71270 Phone: 318.232.1230 |
| Country Inn & Suites 1825 Robert Ave. Ruston, LA 71270 Phone: 318.513.9777 | Quality Inn 1951 N. Service Rd. East Ruston, LA 71270 Phone: 318.242.0070 |
| Courtyard by Marriott 1309 Maxwell Blvd. Ruston, LA 71270 Phone: 318.254.0067 | Relax Inn 1300 N. Trenton St. Ruston, LA 71270 Phone: 318.255.2911 |
| Days Inn 1801 N. Service Rd. East Ruston, LA 71270 Phone: 318.251.2360 | Sleep Inn & Suites 106 S. Service Rd. East Ruston, LA 71270 Phone: 318.255.2911 |
| Fairfield Inn & Suites by Marriott Ruston 1707 Roberta Ave. Ruston, LA 71270 Phone: 318.251.9800 | Super 8 106 S. Service Rd. East Ruston, LA 71270 Phone: 318.255.0588 |

Full Service Restaurants

| | |
|---|---|
| Sodexo Magic 100 Founder St. Grambling, LA 71245 Phone: 318.274.3106 | McAlister's Deli 1109 N. Service Rd. East Ruston, LA 71270 Phone: 318.413.3635 |
| Briester's Smokehouse BBQ 1420 Cooktown Rd. Ruston, LA 71270 Phone: 318.513.9966 | Ponchatoula's 109 E. Park Ave. Ruston, LA 71270 Phone: 318.254.5200 |
| Don Chuy Mexican Bar & Grill 931 N. Service Rd. East Ruston, LA 71270 Phone: 318.202.8540 | Portico Bar & Grill 1821 Northpointe Ln. Ruston, LA 71270 Phone: 318.255.9900 |
| Chili's 649 N. Service Rd. Ruston, LA 71270 Phone: 318.242.0155 | Texas Roadhouse 1821 Northpointe Ln. Ruston, LA 71270 Phone: 318.255.9900 |

Pizza Shops

| | |
|---|---|
| Domino's Pizza 995 Tech Dr. Ruston, LA 71270 Phone: 318.251.3030 | Pizza Hut 975 Tech Dr. Ruston, LA 71270 Phone: 318.224.2001 |
| Johnny's Pizza House (2 locations) 1109 Cooktown Rd. Ruston, LA 71270 Phone: 318.251.1006 | Papa John's Pizza 505 W. California Ave. Ruston, LA 71270 Phone: 318.513.2121 |
| 2029 E. Kentucky Ave. Ruston, LA 71270 Phone: 318.224.7014 | Rotolo's 505 W. California Ave. Ruston, LA 71270 Phone: 318.513.2121 |

ALPHABETICAL

| NO. | NAME | POS. |
|-----|--------------------|------|
| 63 | Alexander Vigil | OL |
| 87 | Andrew Frazier | WR |
| 31 | Andrew Crews | RB |
| 78 | Armond Owens | OL |
| 15 | Ashton Frye | QB |
| 40 | Ashton Raymond | LB |
| 1 | Blake Davis | CB |
| 49 | Braye Therence | LB |
| 30 | Brenden Barley | LB |
| 4 | Bryce Cage | DL |
| 86 | Charles Bernard | TE |
| 97 | Chris Scott | DE |
| 29 | Christen Williams | DB |
| 26 | Cisco Caston | SAF |
| 18 | Covadis Knighten | TE |
| 18 | Devin Williams | DB |
| 17 | Eric Randall III | DB |
| 52 | Erron Mahoney-Bean | OL |
| 13 | Isaac Washington | DE |
| 3 | Jacoby Bellazar | WR |
| 25 | Jaden Handy | RB |
| 19 | Jalen Guillard | CB |
| 21 | Jamal Jordan | LB |
| 93 | James Eaglin | DT |
| 51 | Javorious Sherrad | DT |
| 91 | Jayden Scott | DE |
| 27 | Jay'Shaun Johnson | DB |
| 72 | J'Cobe Scott | DL |
| 9 | Jon Horton | DE |
| 14 | Jordan Bride | WR |
| 42 | Josh Darling | LB |
| 89 | Julien Price | WR |
| | Kayden Cambre | DB |
| 33 | Ken Pierre-Charles | DB |
| 92 | Kilas Francis | DT |
| 36 | Kimani Mugo | LS |
| 46 | Kyran McConnell | DB |
| 16 | Louis Foster | SAF |
| 43 | Marcellius Johnson | LB |
| 56 | Mark Blount | DL |
| 3 | Markel Linzer | DB |
| 11 | Nae'Saan Dickerson | WR |
| 88 | Nicholas Howard | WR |
| 11 | Nick Turner | DB |
| 80 | Nigel Lanier | WR |
| 99 | Noah Nelson | DL |
| 76 | Orion Duplesis | OL |
| 8 | Osiris Smith | LB |
| 4 | Patrick Williams | WR |
| 53 | Quentin Ross | OL |
| 50 | Tahj Martin | OL |
| 90 | Theodore Caballero | K |
| 6 | Tony Phillips | RB |
| 0 | Tre Bradford | RB |
| 17 | Tylon Williams | WR |
| 16 | Tyrone Wilson | WR |
| 38 | Xhane Williams | DB |

NUMERICAL ROSTER

| NO. | NAME | POS. | HT. | WT. | CL. | HOMETOWN/PREVIOUS SCHOOL |
|-----|--------------------|------|------|-----|-------|---|
| 0 | Tre Bradford | RB | 6-0 | 225 | Gr. | Dallas, Texas / / |
| 1 | Blake Davis | CB | 6-0 | 184 | Sr. | Los Angeles, Calif. / / |
| 3 | Jacoby Bellazar | WR | 5-11 | | R-Sr. | Baton Rouge, La. / / |
| 3 | Markel Linzer | DB | 6-0 | 185 | So. | New Iberia, La. / / |
| 4 | Bryce Cage | DL | 6-5 | 269 | R-Sr. | Baton Rouge, La. / / |
| 4 | Patrick Williams | WR | 6-6 | 205 | R-Jr. | Monroe, La. / / |
| 6 | Tony Phillips | RB | 5-7 | 150 | So. | Kankakee, Ill. / / |
| 8 | Osiris Smith | LB | 6-2 | 215 | Sr. | Pleasant Grove, Ala. / / Jacksonville State |
| 9 | Jon Horton | DE | 6-5 | 235 | Gr. | Baton Rouge, La. / / |
| 11 | Nae'Saan Dickerson | WR | 6-2 | 185 | R-Sr. | Union City, Ga. / South Alabama |
| 11 | Nick Turner | DB | 5-10 | 170 | So. | New Orleans, La. / / |
| 13 | Isaac Washington | DE | 6-3 | 270 | R-Sr. | Mount Airy, N.C. / / |
| 14 | Jordan Bride | WR | 5-10 | 150 | So. | Atlanta, Ga. / / |
| 15 | Ashton Frye | QB | 6-5 | 195 | R-Jr. | Birmingham, Ala. / / |
| 16 | Louis Foster | SAF | 6-0 | 176 | So. | New Orleans, La. / / |
| 16 | Tyrone Wilson | WR | 5-8 | 167 | So. | New Orleans, La. / / |
| 17 | Eric Randall III | DB | 6-1 | 190 | Jr. | Baton Rouge, La. / / La. Tech |
| 17 | Tylon Williams | WR | 5-8 | 180 | Jr. | Zachary, La. / Zachary HS / Zachary HS |
| 18 | Covadis Knighten | TE | 6-2 | 280 | Sr. | Baton Rouge, La. / / McNeese State |
| 18 | Devin Williams | DB | 6-0 | 185 | Sr. | Lafayette, La. / / |
| 19 | Jalen Guillard | CB | 6-0 | 180 | Jr. | New Orleans, La. / / |
| 21 | Jamal Jordan | LB | 6-1 | 230 | So. | Shreveport, La. / / |
| 25 | Jaden Handy | RB | 5-9 | 190 | Sr. | New Orleans, La. / / Ole Miss |
| 26 | Cisco Caston | SAF | 6-1 | 210 | R-Jr. | Weatherford, Texas / / |
| 27 | Jay'Shaun Johnson | DB | 6-0 | 160 | So. | Franklin, La. / / |
| 29 | Christen Williams | DB | 5-10 | 185 | Sr. | Lithia Springs, Ga. / / Lithia Springs HS |
| 30 | Brenden Barley | LB | 6-3 | 230 | Jr. | Wichita, Kan. / / |
| 31 | Andrew Crews | RB | 5-10 | 200 | So. | Chicago, Ill. / / |
| 33 | Ken Pierre-Charles | DB | 5-10 | 185 | R-Sr. | Middle Village, N.Y. / / Christ the King HS |
| 36 | Kimani Mugo | LS | 6-2 | 205 | So. | Spokane, Wash. / / |
| 38 | Xhane Williams | DB | 6-0 | 170 | So. | Monroe, La. / / |
| 40 | Ashton Raymond | LB | 5-11 | 215 | So. | Baton Rouge, La. / / |
| 42 | Josh Darling | LB | 5-10 | 205 | Gr. | Gordo, Ala. / Gordo HS / Gordo HS |
| 43 | Marcellius Johnson | LB | 5-11 | 215 | Jr. | Atlanta, Ga. / / Hapeville Charter |
| 46 | Kyran McConnell | DB | | | Jr. | Ruston, La. / Ruston HS / Ruston HS |
| 49 | Braye Therence | LB | 5-11 | 225 | So. | Vacherie, La. / / |
| 50 | Tahj Martin | OL | 6-3 | 305 | Sr. | Lewisville, Texas / / Lewisville HS |
| 51 | Javorious Sherrad | DT | 6-3 | 305 | So. | Itta Bena, Miss. / / |
| 52 | Erron Mahoney-Bean | OL | 6-5 | 300 | Sr. | Shreveport, La. / / Louisiana Tech |
| 53 | Quentin Ross | OL | 6-4 | 320 | R-Sr. | Baton Rouge, La. / / |
| 56 | Mark Blount | DL | 6-7 | 250 | Sr. | Fort Lauderdale, Fla. / / Mesabi Range CC |
| 63 | Alexander Vigil | OL | 6-3 | 305 | So. | Houston, Texas / / |
| 72 | J'Cobe Scott | DL | 6-1 | 220 | R-Sr. | Boutte, La. / Hahnville HS / Hahnville HS |

| | | | | | | |
|----|--------------------|----|-----|-----|-------|--|
| 76 | Orion Duplessis | OL | 6-4 | 380 | So. | New Orleans, La. / / |
| 78 | Armond Owens | OL | 6-5 | 310 | So. | Missouri City, Texas / / |
| 80 | Nigel Lanier | WR | 6-2 | 180 | R-Sr. | Huntsville, Ala. / / University of Tennessee |
| 86 | Charles Bernard | TE | 6-1 | 203 | So. | Opelousas, La. / / |
| 87 | Andrew Frazier | WR | 5-8 | 175 | R-So. | Pineville, La. / / Pineville HS |
| 88 | Nicholas Howard | WR | 6-3 | 180 | Sr. | Pineville, La. / / |
| 89 | Julien Price | WR | 6-0 | 175 | So. | New Orleans, La. / / |
| 90 | Theodore Caballero | K | 5-8 | 175 | Jr. | San Antonio, Texas / / |
| 91 | Jayden Scott | DE | 6-4 | 256 | So. | New Orleans, La. / / |
| 92 | Kilas Francis | DT | 6-2 | 330 | So. | Westwego, La. / / |
| 93 | James Eaglin | DT | 6-4 | 295 | R-So. | Missouri City, Texas / / |
| 97 | Chris Scott | DE | 6-2 | 265 | R-Jr. | Boutte, La. / / |
| 99 | Noah Nelson | DL | 6-7 | 310 | Jr. | Atlanta, Ga. / / |
| | Kayden Cambre | DB | 5-9 | 165 | So. | Lake Charles, La. / / |

***NOTE: THIS ROSTER IS NOT FINAL AND IS SUBJECT TO CHANGE PRIOR TO THE START OF THE SEASON**



| OPPONENTS | FIRST MEETING | LAST MEETING | TOTAL GAMES | WON | LOST | TIED | PCT. |
|---------------------------------|---------------|--------------|-------------|-----|------|------|-------|
| ALABAMA A&M | 1989 | 2024 | 30 | 21 | 9 | 0 | .700 |
| ALABAMA STATE | 1979 | 2024 | 44 | 29 | 15 | 0 | .659 |
| ALCORN STATE | 1952 | 2024 | 75 | 47 | 25 | 3 | .626 |
| Arizona | 2016 | 2016 | 1 | 0 | 1 | 0 | .000 |
| ARKANSAS-PINE BLUFF | 1951 | 2024 | 47 | 34 | 12 | 2 | .723 |
| Arkansas State | 1985 | 2022 | 2 | 0 | 2 | 0 | .000 |
| Benedict | 1962 | 1962 | 1 | 1 | 0 | 0 | 1.000 |
| BETHUNE-COOKMAN | 1954 | 2024 | 15 | 9 | 6 | 0 | .600 |
| Bishop College | 1950 | 1964 | 8 | 7 | 1 | 0 | .875 |
| Boise State | 1980 | 1980 | 1 | 0 | 1 | 0 | .000 |
| Boston University | 1984 | 1984 | 1 | 0 | 1 | 0 | .000 |
| Bluefield | 1956 | 1956 | 1 | 1 | 0 | 0 | 1.000 |
| California | 2015 | 2015 | 1 | 0 | 1 | 0 | .000 |
| Cal State-Fullerton | 1970 | 1971 | 2 | 2 | 0 | 0 | 1.000 |
| Central State | 1987 | 1996 | 3 | 0 | 3 | 0 | .000 |
| Clark Atlanta | 2017 | 2017 | 1 | 1 | 0 | 0 | 1.000 |
| Concordia (Ala.) | 2005 | 2011 | 3 | 3 | 0 | 0 | 1.000 |
| Delaware | 1973 | 1973 | 1 | 1 | 0 | 0 | 1.000 |
| Delaware State | 1992 | 1992 | 1 | 0 | 1 | 0 | .000 |
| East Texas A&M | 2024 | 2024 | 1 | 1 | 0 | 0 | 1.000 |
| Elizabeth City State | 1990 | 1995 | 2 | 2 | 0 | 0 | 1.000 |
| FLORIDA A&M | 1955 | 2022 | 17 | 10 | 7 | 0 | .588 |
| Florida Memorial | 2023 | 2023 | 1 | 1 | 0 | 0 | 1.000 |
| Fort Valley State | 1950 | 1950 | 1 | 1 | 0 | 0 | 1.000 |
| Hampton | 1990 | 2023 | 8 | 2 | 7 | 0 | .250 |
| Hawaii | 1972 | 1976 | 3 | 3 | 0 | 0 | 1.000 |
| Houston | 2006 | 2021 | 3 | 0 | 3 | 0 | .000 |
| Howard University | 1988 | 1989 | 2 | 0 | 2 | 0 | .000 |
| JACKSON STATE | 1952 | 2024 | 72 | 48 | 23 | 1 | .666 |
| Kentucky State | 1952 | 1953 | 2 | 2 | 0 | 0 | 1.000 |
| Lamar | 2013 | 2014 | 2 | 0 | 2 | 0 | .000 |
| Langston | 1977 | 2008 | 5 | 4 | 1 | 0 | .800 |
| Leland College | 1952 | 1953 | 2 | 2 | 0 | 0 | 1.000 |
| Lincoln (Mo.) | 1965 | 2013 | 2 | 1 | 1 | 0 | .500 |
| Long Beach State | 1972 | 1973 | 2 | 1 | 1 | 0 | .500 |
| Louisiana | 2018 | 2024 | 2 | 0 | 2 | 0 | .000 |
| Louisiana-Monroe | 2007 | 2019 | 4 | 0 | 4 | 0 | .000 |
| Louisiana State | 2023 | 2023 | 1 | 0 | 1 | 0 | .000 |
| Louisiana Tech | 2010 | 2019 | 2 | 0 | 2 | 0 | .000 |
| Louisville | 2000 | 2000 | 1 | 0 | 1 | 0 | .000 |
| Maryland State | 1951 | 1952 | 2 | 0 | 2 | 0 | .000 |
| McNeese State | 2002 | 2003 | 2 | 0 | 2 | 0 | .000 |
| Mississippi Industrial | 1950 | 1952 | 3 | 3 | 0 | 0 | 1.000 |
| MISSISSIPPI VALLEY STATE | 1957 | 2019 | 62 | 55 | 5 | 2 | .965 |
| Morgan State | 1968 | 1994 | 16 | 15 | 1 | 0 | .937 |
| Morris Brown | 1953 | 2002 | 3 | 3 | 0 | 0 | 1.000 |
| Nevada-Reno | 1972 | 2008 | 2 | 1 | 1 | 0 | .500 |
| Nicholls State | 1982 | 2001 | 2 | 2 | 0 | 0 | 1.000 |
| Norfolk State | 1970 | 1977 | 8 | 8 | 0 | 0 | 1.000 |
| North Carolina A&T State | 1973 | 2017 | 6 | 3 | 3 | 0 | .500 |
| North Carolina Central | 1972 | 2016 | 4 | 4 | 0 | 0 | 1.000 |
| North Dakota State | 1965 | 1965 | 1 | 1 | 0 | 0 | .500 |
| Northwestern State | 1974 | 2022 | 6 | 4 | 2 | 0 | .667 |
| Oklahoma Panhandle State | 2018 | 2018 | 1 | 1 | 0 | 0 | 1.000 |
| Oklahoma State | 2009 | 2009 | 1 | 0 | 1 | 0 | .000 |
| Oregon State | 1975 | 1985 | 2 | 2 | 0 | 0 | 1.000 |
| Paul Quinn | 1952 | 1958 | 7 | 6 | 0 | 1 | .857 |
| Pittsburgh | 2007 | 2007 | 1 | 0 | 1 | 0 | .000 |
| PRAIRIE VIEW A&M | 1950 | 2024 | 75 | 52 | 23 | 1 | .693 |
| Portland State | 2001 | 2001 | 1 | 1 | 0 | 0 | 1.000 |
| Sacramento State | 1968 | 1968 | 1 | 1 | 0 | 0 | 1.000 |
| San Jose State | 2003 | 2003 | 1 | 0 | 1 | 0 | .000 |
| Savannah State | 2003 | 2004 | 2 | 2 | 0 | 0 | 1.000 |
| South Carolina State | 1974 | 2009 | 15 | 10 | 5 | 0 | .667 |
| SOUTHERN | 1932 | 2024 | 76 | 34 | 42 | 0 | .447 |
| Southern Methodist | 1981 | 1983 | 2 | 0 | 2 | 0 | .000 |
| Southern Miss | 2021 | 2021 | 1 | 0 | 1 | 0 | .000 |
| Stephen F. Austin | 1989 | 1989 | 1 | 0 | 1 | 0 | .000 |
| TCU | 2012 | 2012 | 1 | 0 | 1 | 0 | .000 |
| Temple | 1976 | 1977 | 2 | 1 | 1 | 0 | .500 |
| Tennessee State | 1950 | 2022 | 42 | 23 | 18 | 1 | .560 |
| Texas College | 1959 | 1961 | 3 | 3 | 0 | 0 | 1.000 |
| TEXAS SOUTHERN | 1950 | 2024 | 71 | 48 | 20 | 3 | .676 |
| Tillotson | 1950 | 1950 | 1 | 1 | 0 | 0 | 1.000 |
| Tulane | 2017 | 2017 | 1 | 0 | 1 | 0 | .000 |
| Tuskegee | 1946 | 2024 | 4 | 2 | 2 | 0 | .500 |
| Virginia-Lynchburg | 2012 | 2016 | 2 | 2 | 0 | 0 | 1.000 |
| Virginia Union | 1991 | 1992 | 2 | 1 | 1 | 0 | .500 |
| Washington State | 2005 | 2005 | 1 | 1 | 0 | 0 | 1.000 |
| Western Kentucky | 1973 | 1973 | 1 | 0 | 1 | 0 | .000 |
| Wiley College | 1950 | 1968 | 19 | 16 | 1 | 2 | .842 |
| Winston-Salem State | 1998 | 1999 | 2 | 2 | 0 | 0 | 1.000 |
| Xavier (La.) | 1951 | 1951 | 1 | 0 | 1 | 0 | .000 |

>>>>>>>> SERIES RESULTS VS 2025 OPPONENTS

LANGSTON [4-1]

| YEAR | Date | GSU | Opp. |
|------|------|-----|------|
| 1977 | | 65 | 0 |
| 1978 | | 62 | 16 |
| 1996 | | 14 | 15 |
| 1997 | | 20 | 0 |
| 2008 | | 13 | 2 |

Langston Series Notes

| | |
|-----------------------------------|--------------------------|
| Grambling State Points | 174 |
| Langston Points | 33 |
| Games Decided by 3 Points or Less | 0-1 |
| Games Decided by 7 Points or Less | 0-1 |
| Longest Winning Streak | 2 (1877-1978; 1997-2008) |
| Current Streak | Won 2 |
| Last 10 Games | 4-1 |
| Biggest Win | 65-0 (1977) |
| Biggest Loss | 14-15 (1996) |

OHIO STATE [1-2]

| YEAR | Date | GSU | Opp. |
|------|---------------|-----|------|
| 2024 | FIRST MEETING | | |

KENTUCKY STATE [2-0]

| YEAR | Date | GSU | Opp. |
|------|------|-----|------|
| 1952 | | 14 | 13 |
| 1953 | | 13 | 0 |

Kentucky State Series Notes

| | |
|-----------------------------------|---------------|
| Grambling State Points | 27 |
| Kentucky State Points | 13 |
| Games Decided by 3 Points or Less | 1-0 |
| Games Decided by 7 Points or Less | 0-1 |
| Longest Winning Streak | 2 (1952-1953) |
| Current Streak | Won 2 |
| Last 10 Games | 2-0 |
| Biggest Win | 13-0 (1953) |
| Biggest Loss | None |

EAST TEXAS A&M [1-0]

| YEAR | Date | GSU | Opp. |
|------|------|-----|---------|
| 2024 | 9/14 | 35 | 28 (OT) |

East Texas A&M Series Notes

| | |
|-----------------------------------|------------------|
| Grambling State Points | 35 |
| East Texas A&M Points | 28 |
| Games Decided by 3 Points or Less | 0-0 |
| Games Decided by 7 Points or Less | 1-0 |
| Longest Winning Streak | 1 (2024-Present) |
| Current Streak | Won 1 |
| Last 10 Games | 1-0 |
| Biggest Win | 35-28 (2024) |
| Biggest Loss | None |

PRAIRIE VIEW A&M [52-23-1]

| YEAR | Date | GSU | Opp. |
|------|------|-----|------|
| 1950 | | 7 | 40 |
| 1951 | | 12 | 34 |
| 1952 | | 13 | 25 |
| 1953 | | 0 | 32 |
| 1954 | | 19 | 26 |
| 1955 | | 26 | 7 |
| 1956 | | 46 | 0 |
| 1957 | | 14 | 25 |
| 1958 | | 6 | 44 |
| 1959 | | 13 | 35 |
| 1960 | | 26 | 0 |
| 1961 | | 34 | 14 |
| 1962 | | 23 | 15 |
| 1963 | | 7 | 28 |
| 1964 | | 14 | 22 |
| 1965 | | 44 | 7 |
| 1966 | | 10 | 10 |

| | | | |
|------|------|----|----------|
| 1967 | | 13 | 10 |
| 1968 | | 22 | 14 |
| 1969 | | 58 | 25 |
| 1970 | | 57 | 6 |
| 1971 | | 30 | 7 |
| 1972 | | 36 | 0 |
| 1973 | | 38 | 12 |
| 1974 | | 61 | 0 |
| 1975 | | 0 | 2 |
| 1976 | | 0 | 2 |
| 1977 | | 77 | 7 |
| 1978 | | 37 | 6 |
| 1979 | | 61 | 6 |
| 1980 | | 68 | 0 |
| 1981 | | 44 | 3 |
| 1982 | | 51 | 6 |
| 1983 | | 42 | 8 |
| 1984 | | 42 | 0 |
| 1985 | | 27 | 7 |
| 1986 | | 19 | 24 |
| 1987 | | 28 | 7 |
| 1988 | | 40 | 14 |
| 1989 | | 39 | 0 |
| 1991 | | 77 | 7 |
| 1992 | | 63 | 3 |
| 1993 | | 49 | 0 |
| 1994 | | 66 | 0 |
| 1995 | | 44 | 0 |
| 1996 | | 54 | 12 |
| 1997 | | 33 | 6 |
| 1998 | | 55 | 40 |
| 1999 | | 47 | 19 |
| 2000 | | 12 | 10 |
| 2002 | | 35 | 13 |
| 2003 | | 65 | 7 |
| 2004 | | 53 | 32 |
| 2005 | | 50 | 7 |
| 2006 | | 53 | 7 |
| 2007 | | 17 | 14 |
| 2008 | | 40 | 16 |
| 2009 | 10/3 | 32 | 35 |
| 2010 | 9/25 | 34 | 17 |
| 2011 | 10/1 | 22 | 31 |
| 2012 | 10/6 | 14 | 31 |
| 2013 | 10/5 | 3 | 31 |
| 2014 | 9/27 | 26 | 20 |
| 2015 | 9/26 | 70 | 54 |
| 2016 | 10/1 | 36 | 16 |
| 2017 | 10/7 | 34 | 21 |
| 2018 | 9/29 | 16 | 22 |
| 2019 | 9/28 | 36 | 42 |
| 2021 | 3/13 | 10 | 17 |
| 2021 | 9/25 | 10 | 24 |
| 2022 | | 14 | 34 |
| 2023 | | 35 | 20 |
| 2024 | 9/28 | 34 | 36 (5OT) |

Prairie View A&M Series Notes

| | |
|-----------------------------------|----------------|
| Grambling State Points | 2,442 |
| Prairie View A&M Points | 1,179 |
| Games Decided by 3 Points or Less | 2-2 |
| Games Decided by 7 Points or Less | 3-2 |
| Longest Winning Streak | 20 (1987-2008) |
| Current Streak | Lost 1 |
| Last 10 Games | 5-5 |
| Biggest Win | 77-7 (1991) |
| Biggest Loss | 6-44 (1958) |

TEXAS SOUTHERN [48-20-3]

| YEAR | Date | GSU | Opp. |
|------|------|-----|------|
| 1950 | | 26 | 6 |
| 1951 | | 7 | 7 |
| 1952 | | 14 | 46 |
| 1953 | | 7 | 22 |
| 1954 | | 19 | 19 |
| 1957 | | 14 | 12 |

| | | | |
|------|-------|----|----|
| 1958 | | 7 | 21 |
| 1959 | | 14 | 15 |
| 1960 | | 51 | 0 |
| 1961 | | 23 | 19 |
| 1962 | | 25 | 42 |
| 1963 | | 13 | 27 |
| 1964 | | 25 | 8 |
| 1965 | | 6 | 26 |
| 1966 | | 19 | 17 |
| 1967 | | 20 | 14 |
| 1968 | | 28 | 18 |
| 1969 | | 28 | 26 |
| 1970 | | 20 | 16 |
| 1971 | | 27 | 7 |
| 1972 | | 21 | 15 |
| 1973 | | 21 | 35 |
| 1974 | | 34 | 21 |
| 1975 | | 37 | 21 |
| 1976 | | 54 | 21 |
| 1977 | | 28 | 14 |
| 1978 | | 22 | 16 |
| 1979 | | 32 | 3 |
| 1980 | | 43 | 14 |
| 1981 | | 17 | 17 |
| 1982 | | 34 | 30 |
| 1983 | | 55 | 0 |
| 1984 | | 44 | 16 |
| 1985 | | 30 | 6 |
| 1986 | | 49 | 21 |
| 1987 | | 30 | 9 |
| 1988 | | 49 | 7 |
| 1989 | | 49 | 6 |
| 1990 | | 57 | 36 |
| 1991 | | 30 | 27 |
| 1992 | | 24 | 17 |
| 1993 | | 50 | 26 |
| 1994 | | 51 | 20 |
| 1995 | | 56 | 14 |
| 1996 | | 7 | 52 |
| 1997 | | 16 | 21 |
| 1998 | | 24 | 41 |
| 1999 | | 20 | 21 |
| 2000 | | 26 | 17 |
| 2001 | | 43 | 3 |
| 2002 | | 42 | 28 |
| 2003 | | 48 | 15 |
| 2004 | | 28 | 10 |
| 2005 | | 58 | 21 |
| 2006 | | 28 | 33 |
| 2007 | | 57 | 9 |
| 2008 | | 33 | 7 |
| 2009 | 11/12 | 49 | 33 |
| 2010 | 11/11 | 34 | 41 |
| 2012 | 10/27 | 20 | 23 |
| 2013 | 10/26 | 17 | 23 |
| 2014 | 11/1 | 35 | 7 |
| 2015 | 11/7 | 41 | 15 |
| 2016 | 11/19 | 47 | 28 |
| 2017 | 10/28 | 50 | 24 |
| 2018 | 10/13 | 34 | 21 |
| 2019 | 11/2 | 55 | 20 |
| 2021 | 10/16 | 34 | 20 |
| 2022 | | 7 | 41 |
| 2023 | | 35 | 23 |
| 2024 | 10/26 | 17 | 24 |

Texas Southern Series Notes

| | |
|-----------------------------------|----------------|
| Grambling State Points | 2,212 |
| Texas Southern Points | 1,352 |
| Games Decided by 3 Points or Less | 4-2 |
| Games Decided by 7 Points or Less | 10-8 |
| Longest Winning Streak | 21 (1974-1995) |
| Current Streak | Lost 1 |
| Last 10 Games | 8-2 |
| Biggest Win | 55-0 (1983) |
| Biggest Loss | 7-41 (2022) |

>>>>>>>> SERIES RESULTS VS 2025 OPPONENTS

ALCORN STATE [47-26-3]

| YEAR | Date | GSU | Opp. |
|------|-------|-----|---------|
| 1952 | | 27 | 13 |
| 1954 | | 6 | 26 |
| 1955 | | 13 | 6 |
| 1956 | | 33 | 12 |
| 1957 | | 53 | 0 |
| 1958 | | 48 | 6 |
| 1961 | | 49 | 0 |
| 1962 | | 46 | 7 |
| 1963 | | 40 | 23 |
| 1964 | | 32 | 14 |
| 1965 | | 26 | 13 |
| 1966 | | 14 | 13 |
| 1967 | | 13 | 7 |
| 1968 | | 13 | 28 |
| 1969 | | 7 | 28 |
| 1970 | | 7 | 10 |
| 1971 | | 21 | 6 |
| 1972 | | 6 | 9 |
| 1973 | | 22 | 6 |
| 1974 | | 14 | 19 |
| 1975 | | 27 | 3 |
| 1976 | | 0 | 2 |
| 1977 | | 42 | 17 |
| 1978 | | 21 | 13 |
| 1979 | | 40 | 6 |
| 1980 | | 27 | 29 |
| 1981 | | 13 | 10 |
| 1982 | | 31 | 14 |
| 1983 | | 28 | 0 |
| 1984 | | 13 | 27 |
| 1984 | | 13 | 27 |
| 1985 | | 30 | 20 |
| 1986 | | 19 | 17 |
| 1987 | | 24 | 28 |
| 1988 | | 27 | 13 |
| 1989 | | 35 | 30 |
| 1990 | | 42 | 13 |
| 1991 | | 22 | 27 |
| 1992 | | 33 | 35 |
| 1993 | | 24 | 25 |
| 1994 | | 62 | 56 |
| 1995 | | 39 | 17 |
| 1996 | | 6 | 31 |
| 1997 | | 20 | 44 |
| 1998 | | 11 | 0 |
| 1999 | | 41 | 25 |
| 2000 | | 29 | 6 |
| 2001 | | 37 | 22 |
| 2002 | | 41 | 35 |
| 2003 | | 40 | 28 |
| 2004 | | 23 | 34 |
| 2005 | | 46 | 19 |
| 2006 | | 14 | 21 |
| 2007 | | 31 | 10 |
| 2008 | | 29 | 0 |
| 2010 | 10/16 | 38 | 28 |
| 2011 | 9/3 | 21 | 14 |
| 2012 | 9/1 | 21 | 22 |
| 2013 | 10/12 | 0 | 48 |
| 2014 | 10/11 | 28 | 21 |
| 2015 | 10/17 | 35 | 34 |
| 2015 | 12/5 | 21 | 49 |
| 2016 | 9/24 | 43 | 18 |
| 2016 | 12/3 | 27 | 20 |
| 2017 | 10/21 | 41 | 14 |
| 2017 | 12/2 | 40 | 32 |
| 2018 | 10/20 | 26 | 33 |
| 2019 | 11/9 | 19 | 16 (OT) |
| 2021 | 10/9 | 20 | 24 |
| 2022 | | 35 | 6 |
| 2023 | | 24 | 25 (OT) |
| 2024 | 10/12 | 15 | 17 |

Alcorn State Series Notes

| | |
|-----------------------------------|----------------|
| Grambling State Points | 1,911 |
| Alcorn State Points | 1,344 |
| Games Decided by 3 Points or Less | 5-8 |
| Games Decided by 7 Points or Less | 10-14 |
| Longest Winning Streak | 11 (1955-1967) |

Current Streak Lost 2

Last 10 Games 6-4

Biggest Win 53-0 (1957)

Biggest Loss 0-48 (2013)

SOUTHERN [34-42]

| YEAR | Date | GSU | Opp. |
|------|-------|-----|------|
| 1932 | | 0 | 20 |
| 1933 | | 0 | 20 |
| 1934 | | 9 | 25 |
| 1935 | | 6 | 64 |
| 1936 | | 0 | 36 |
| 1938 | | 0 | 20 |
| 1939 | | 7 | 53 |
| 1946 | | 0 | 38 |
| 1947 | | 21 | 6 |
| 1948 | | 0 | 18 |
| 1959 | | 6 | 12 |
| 1960 | | 6 | 16 |
| 1961 | | 9 | 20 |
| 1962 | | 14 | 3 |
| 1963 | | 21 | 22 |
| 1964 | | 20 | 17 |
| 1965 | | 34 | 14 |
| 1966 | | 13 | 41 |
| 1967 | | 27 | 20 |
| 1968 | | 34 | 32 |
| 1969 | | 6 | 15 |
| 1970 | | 37 | 24 |
| 1971 | | 31 | 3 |
| 1972 | | 1 | 0+ |
| 1973 | | 19 | 14 |
| 1974 | 11/23 | 21 | 0 |
| 1975 | 11/29 | 33 | 17 |
| 1976 | 11/27 | 10 | 2 |
| 1977 | 11/26 | 55 | 20 |
| 1978 | 11/25 | 28 | 15 |
| 1979 | 12/1 | 7 | 14 |
| 1980 | 11/29 | 43 | 16 |
| 1981 | 11/21 | 20 | 50 |
| 1982 | 11/27 | 17 | 22 |
| 1983 | 11/26 | 24 | 10 |
| 1984 | 11/24 | 31 | 29 |
| 1985 | 11/23 | 29 | 12 |
| 1986 | 11/29 | 30 | 3 |
| 1987 | 11/28 | 21 | 27 |
| 1988 | 11/26 | 3 | 10 |
| 1989 | 11/18 | 44 | 30 |
| 1990 | 11/24 | 25 | 13 |
| 1991 | 11/30 | 30 | 31 |
| 1992 | 11/28 | 30 | 27 |
| 1993 | 11/27 | 13 | 31 |
| 1994 | 11/26 | 7 | 34 |
| 1995 | 11/25 | 14 | 30 |
| 1996 | 11/30 | 12 | 17 |
| 1997 | 11/29 | 7 | 30 |
| 1998 | 11/28 | 14 | 26 |
| 1999 | 11/27 | 31 | 37 |
| 2000 | 11/25 | 29 | 33 |
| 2001 | 11/24 | 30 | 20 |
| 2002 | 11/30 | 24 | 48 |
| 2003 | 11/29 | 41 | 44 |
| 2004 | 11/27 | 24 | 13 |
| 2005 | 11/26 | 50 | 35 |
| 2006 | 11/25 | 17 | 21 |
| 2007 | 11/24 | 13 | 22 |
| 2008 | 11/29 | 29 | 14 |
| 2009 | 11/28 | 31 | 13 |
| 2010 | 11/27 | 38 | 17 |
| 2011 | 11/26 | 36 | 12 |
| 2012 | 11/24 | 33 | 38 |
| 2013 | 11/30 | 17 | 40 |
| 2014 | 11/29 | 45 | 52 |
| 2015 | 11/28 | 34 | 23 |
| 2016 | 11/26 | 52 | 30 |
| 2017 | 11/25 | 30 | 21 |

| | | | |
|------|-------|----|----|
| 2018 | 11/24 | 28 | 38 |
| 2019 | 11/30 | 28 | 30 |
| 2021 | 4/17 | 7 | 49 |
| 2021 | 11/27 | 29 | 26 |
| 2022 | | 17 | 34 |
| 2023 | | 22 | 27 |
| 2024 | | 14 | 24 |

Southern Series Notes

| | |
|-----------------------------------|---------------|
| Grambling State Points | 1,621 |
| Southern Points | 1,799 |
| Games Decided by 3 Points or Less | 4-4 |
| Games Decided by 7 Points or Less | 8-16 |
| Longest Winning Streak | 9 (1970-1978) |
| Current Streak | Lost 3 |
| Last 10 Games | 4-6 |
| Biggest Win | 30-3 (1986) |
| Biggest Loss | 6-64 (1935) |



vs. Lincoln

August 30 • 7 p.m.
Independence Stadium
Shreveport, Louisiana

QUICK FACTS

Location..... Langston, Okla.
Enrollment.....1,873
Nickname..... Lions
Colors..... Blue & Orange
Conference..... SAC
Stadium..... W.E. Anderson Stadium
Athletics Director..... Donnita Drain-Rogers
2024 Overall Record..... 6-4
2024 Conference Record..... 5-3
Head Coach..... Quinton Morgan
Overall Record..... 0-0
Record at School..... 0-0
Record vs. Grambling State..... 0-0

SCHEDULE

8.30 GRAMBLING STATE
9.6 Louisiana Christian
9.13 at UT Rio Grande
9.20 at Texas College
10.4 Ottawa-Arizona
10.11 Arkansas Baptist
10.18 at Wayland Baptist
10.25 at Texas Wesleyan
11.8 at Nelson
11.15 Oklahoma Panhandle State

MEDIA INFORMATION

Football Athletic Communications Contact..... Kyle Taylor
Office Phone (405) 466-3626
Email ktaylor@langston.edu
Website langstonsports.com
X Handles @LangstonSports



at Ohio State

September 6 • 3:30 p.m. ET
Ohio Stadium
Columbus, Ohio
BIG TEN Network

SCHEDULE

8.30 Texas
9.6 GRAMBLING STATE
9.13 Ohio
9.27 at Washington
10.4 Minnesota
10.11 at Illinois
10.18 at Wisconsin
11.1 Penn State
11.8 at Purdue
11.15 UCLA
11.22 Rutgers
11.22 at Michigan

QUICK FACTS

Location..... Columbus, Ohio
Enrollment..... 60,046
Nickname..... Buckeyes
Colors..... Scarlet and gray
Conference..... Big Ten
Stadium..... Ohio Stadium
Athletics Director..... Ross Bjork
2024 Overall Record..... 14-2
2024 Conference Record..... 7-2
Head Coach..... Ryan Day
Overall Record..... 70-10
Record at School..... 70-10
Record vs. Grambling State..... 0-0

MEDIA INFORMATION

Football Athletic Communications Contact..... Jerry Emig
Office Phone 688-0343
Email jemig2@osu.edu
Website ohiostatebuckeyes.com
X Handles @OhioStateFB



vs Kentucky State

September 13 • 6 p.m.
Eddie G. Robison Memorial Stadium
Grambling, La.

SCHEDULE

8.30 at Central State
9.6 Albany State
9.13 GRAMBLING STATE
9.20 at Morehouse
9.27 at Savannah State
10.4 at Miles
10.11 Edward Waters
10.18 Franklin Pierce
11.1 Clark Atlanta
11.8 Lane

QUICK FACTS

Location..... Frankfort, Kentucky
Enrollment..... 2,163
Nickname..... Thorobreds
Colors..... Kelly Green and Light Gold
Conference..... SIAC
Stadium..... Alumni Stadium
Athletics Director..... Grant Stepp
2024 Overall Record..... 5-6
2024 Conference Record..... 4-4
Head Coach..... Felton Huggins Jr.
Record at School..... 8-13
Record vs. Grambling State..... 0-0

MEDIA INFORMATION

Football Athletic Communications Contact..... Christian Flowers
Office Phone 502-597-6493
Email christian.flowers@kysu.edu
Website ksuthorobreds.com
X Handles @KYStateFB



vs. East Texas A&M

September 20 • 6 p.m.
Eddie G. Robison Memorial Stadium
Grambling, Louisiana

QUICK FACTS

Location..... Commerce, Texas
Enrollment..... 11,500
Nickname..... Lions
Colors..... Blue & Gold
Conference..... SLC
Stadium..... Memorial Stadium
Athletics Director..... Jim Curry
2024 Overall Record..... 3-9
2024 Conference Record..... 2-4
Head Coach..... Clint Dolezel
Overall Record..... 4-18
Record at School..... 4-18
Record vs. Grambling State..... 0-1

SCHEDULE

8.30 at SMU
9.6 at Florida State
9.20 GRAMBLING STATE
9.27 NC Central
10.4 at Northwestern State
10.11 Lamar
10.18 at UIW
10.25 SFA
11.1 at Southeastern
11.8 McNeese
11.15 HCU
11.22 UTRGV

MEDIA INFORMATION

Football Athletic Communications Contact..... Avi Mehta
Office Phone (903) 468-3027
Email avi.mehta@etamu.edu
Website lionathletics.com
X Handles @Lions_FB



vs. Prairie View A&M

September 27 • 6:00 p.m.
The Cotton Bowl Stadium
Dallas, Texas
State Fair Classic

SCHEDULE

8.30 at Texas Southern
9.6 UTRGV
9.13 at Rice
9.20 Northwestern State
9.27 GRAMBLING STATE
10.4 Alcorn State
10.18 Southern
10.25 Lincoln University
11.1 Alabama State
11.8 at Alabama A&M
11.15 Arkansas- Pine Bluff
11.22 MVSU

QUICK FACTS

Location..... Prairie View, Texas
Enrollment..... 9,893N
ickname..... Panthers
Colors..... Purple & Gold
Conference..... SWAC - West Division
Stadium..... Panther Stadium
Athletics Director..... Anton Goff
2024 Overall Record..... 5-7
2024 Conference Record..... 3-5
Head Coach..... Tremaine Jackson
Overall Record..... 40-12
Record at School..... 0-0
Record vs. Grambling State..... 0-0

MEDIA INFORMATION

Football Athletic Communications Contact..... LaTonia Thirston
Office Phone 936.261.9106
Email ldthirston@pvamu.edu
Website pvpanthers.com
X Handles @PVAMUFootball



vs. Texas Southern

October 11 • 2 p.m.
Eddie G. Robison Memorial Stadium
Grambling, Louisiana
ESPN+

SCHEDULE

8.30 Prairie View A&M
9.6 at California
9.13 Lamar
9.27 at MVSU
10.4 Arkansas-Pine Bluff
10.11 at GRAMBLING STATE
10.18 YU
11.1 Alcorn State
11.8 at Alabama State
11.15 at Southern University
11.22 Alabama A&M

QUICK FACTS

Location..... Houston, Texas
Enrollment..... 7,366
Nickname..... Tigers
Colors..... Maroon & White
Conference..... SWAC - West Division
Stadium..... Shell Energy Stadium
Athletics Director..... Dr. Kevin Granger
2024 Overall Record..... 5-6
2024 Conference Record..... 4-4
Head Coach..... Cris Dishman
Overall Record..... 5-6
Record at School..... 5-6
Record vs. Grambling State..... 1-0

MEDIA INFORMATION

Football Athletic Communications Contact..... Ryan McGinty
Office Phone (713) 313-6829
Email ryan.mcginty@tsu.edu
Website fsusports.com
X Handles @TSUFootball

>>>>>>>> 2025 OPPONENTS



at Arkansas-Pine Bluff

October 18 • 2 p.m.
Simmons Bank Field
Pine Bluff, AR

SCHEDULE

| | |
|-------|---------------------|
| 8.30 | at Texas Tech |
| 9.6 | at Central Arkansas |
| 9.13 | Lincoln |
| 9.27 | Alcorn State |
| 10.4 | at Texas Southern |
| 10.11 | West Gate Christian |
| 10.18 | GRAMBLING STATE |
| 10.25 | at Bethune-Cookman |
| 11.1 | Southern |
| 11.8 | Florida A&M |
| 11.15 | PYAMU |
| 11.22 | Alabama State |

QUICK FACTS

| | |
|------------------------|----------------------|
| Location | Pine Bluff, Ark. |
| Enrollment | 2,670 |
| Nickname | Golden Lions |
| Colors | Black & Gold |
| Conference | SWAC - West Division |
| Stadium | Simmons Bank Field |
| Athletics Director | Chris Robinson |
| 2024 Overall Record | 3-9 |
| 2024 Conference Record | 2-6 |
| Head Coach | Alonzo Hampton |
| Overall Record | 5-18 |
| Record at School | 5-18 |
| Record vs. GSU | 0-2 |

MEDIA INFORMATION

| | |
|--|-------------------|
| Football Athletic Communications Contact | Cameo Stokes |
| Office Phone | (870) 575-7955 |
| Email | stokes@uapb.edu |
| Website | uapblionsroot.com |
| Twitter Handles | @UAPBLionsRoar |



vs. Jackson State

October 25 • 3 p.m. PT
Allegiant Stadium
Las Vegas, Nev.

SCHEDULE

| | |
|-------|------------------|
| 8.30 | Hampton |
| 9.6 | at Southern Miss |
| 9.13 | Tuskegee |
| 9.27 | Southern |
| 10.4 | Alabama A&M |
| 10.11 | Alabama State |
| 10.25 | GRAMBLING STATE |
| 11.1 | at Florida A&M |
| 11.8 | at MVSU |
| 11.15 | Bethune-Cookman |
| 11.22 | Alcorn State |

QUICK FACTS

| | |
|----------------------------|----------------------|
| Location | Jackson, Mississippi |
| Enrollment | 6,564 |
| Nickname | Tigers |
| Colors | Navy blue and white |
| Conference | SWAC - East Division |
| Stadium | Memorial Stadium |
| Athletics Director | Ashley Robinson |
| 2024 Overall Record | 12-2 |
| 2024 Conference Record | 8-0 |
| Head Coach | T.C. Taylor |
| Overall Record | 19-6 |
| Record at School | 19-6 |
| Record vs. Grambling State | 0-1 |

MEDIA INFORMATION

| | |
|--|---------------------------|
| Football Athletic Communications Contact | Travis Jarome |
| Office Phone | (601) 979-0857 |
| Email | travis.j.jarome@jstms.edu |
| Website | gojstigers.com |
| X Handles | @gojstigersfb |



vs. Alabama A&M

November 1 • TBA
Eddie G. Robinson Memorial Stadium
Grambling, La.

SCHEDULE

| | |
|-------|--------------------|
| 8.30 | at Arkansas |
| 9.6 | Alcorn State |
| 9.13 | at Tennessee State |
| 9.20 | Lane |
| 9.27 | Bethune-Cookman |
| 10.4 | Jackson State |
| 10.11 | MVSU |
| 10.25 | Alabama State |
| 11.1 | at GRAMBLING STATE |
| 11.8 | PYAMU |
| 11.15 | Florida A&M |
| 11.22 | at Texas Southern |

QUICK FACTS

| | |
|----------------------------|----------------------|
| Location | Huntsville, Ala. |
| Enrollment | 6,633 |
| Nickname | Bulldogs |
| Colors | Maroon & White |
| Conference | SWAC - East Division |
| Stadium | Louis Crews Stadium |
| Athletics Director | Dr. Paul A. Bryant |
| 2024 Overall Record | 6-6 |
| 2024 Conference Record | 4-4 |
| Head Coach | Sam Shade |
| Overall Record | 18-15 |
| Record at School | 0-0 |
| Record vs. Grambling State | 0-0 |

MEDIA INFORMATION

| | |
|--|-----------------------|
| Football Athletic Communications Contact | Brian Howard |
| Office Phone | (256) 372-5880 |
| Email | brian.howard@aamu.edu |
| Website | aamusports.com |
| X Handles | @AamutB |



vs. Bethune Cookman

November 8 • TBA
Eddie Robinson Memorial Stadium
Grambling, Louisiana

SCHEDULE

| | |
|-------|------------------|
| 8.29 | at FIU |
| 9.6 | at UM |
| 9.13 | at SCSU |
| 9.20 | Edward Waters |
| 9.27 | Alabama A&M |
| 10.4 | at Alabama State |
| 10.11 | Southern |
| 10.2 | UAPB |
| 11.1 | MVSU |
| 11.8 | GRAMBLING STATE |
| 11.1 | Jackson State |
| 11.22 | Florida A&M |

QUICK FACTS

| | |
|----------------------------|----------------------|
| Location | Daytona Beach, Fla. |
| Enrollment | 2,513 |
| Nickname | Wildcats |
| Colors | Maroon & Gold |
| Conference | SWAC - East Division |
| Stadium | Daytona Stadium |
| Athletics Director | Reggie Theus |
| 2024 Overall Record | 2-10 |
| 2024 Conference Record | 2-6 |
| Head Coach | Raymond Woodie |
| Overall Record | 5-18 |
| Record at School | 5-18 |
| Record vs. Grambling State | 1-1 |

MEDIA INFORMATION

| | |
|--|-----------------------|
| Football Athletic Communications Contact | Bryce Hoynoski |
| Office Phone | (386) 481-2278 |
| Email | hoynoskib@cookman.edu |
| Website | bcathletics.com |
| X Handles | @BCUGridiron |



at Alcorn State

November 15 • TBA
Spinks-Casem Stadium
Lorman, Mississippi

SCHEDULE

| | |
|-------|------------------|
| 8.28 | at NW State |
| 9.6 | Alabama A&M |
| 9.13 | at Miss. State |
| 9.27 | UAPB |
| 9.28 | at Florida A&M |
| 10.4 | PYAMU |
| 10.11 | Lincoln |
| 10.18 | at Florida A&M |
| 10.25 | MVSU |
| 11.1 | at TSSU |
| 11.8 | Southern |
| 11.15 | GRAMBLING STATE |
| 11.22 | at Jackson State |

QUICK FACTS

| | |
|----------------------------|----------------------|
| Location | Lorman, Miss. |
| Enrollment | 2,933 |
| Nickname | Braves |
| Colors | Purple and gold |
| Conference | SWAC - East Division |
| Stadium | Spinks-Casem Stadium |
| Athletics Director | D'Wayne Robinson |
| 2024 Overall Record | 6-6 |
| 2024 Conference Record | 5-3 |
| Head Coach | Cedric Thomas |
| Overall Record | 14-20 |
| Record at School | 6-6 |
| Record vs. Grambling State | 1-2 |

MEDIA INFORMATION

| | |
|--|------------------|
| Football Athletic Communications Contact | Demetrius Howse |
| Office Phone | (601) 747-3471 |
| Email | N/A |
| Website | alcornsports.com |
| X Handles | @AlcornStateFB |



vs. Southern

November 29 • 1 p.m.
Caesars Superdome
New Orleans, Louisiana
52nd Annual Bayou Classic | NBC

SCHEDULE

| | |
|-------|--------------------|
| 8.23 | NCCU |
| 8.30 | at MVSU |
| 9.6 | Alabama State |
| 9.13 | at Fresno State |
| 9.27 | Jackson State |
| 10.11 | at Bethune-Cookman |
| 10.18 | PYAMU |
| 10.25 | Florida A&M |
| 11.1 | at UAPB |
| 11.8 | at Alcorn State |
| 11.15 | TSSU |
| 11.29 | GRAMBLING STATE |

QUICK FACTS

| | |
|----------------------------|----------------------|
| Location | Baton Rouge, La. |
| Enrollment | 7,091 |
| Nickname | Jaguars |
| Colors | Columbia Blue & Gold |
| Conference | SWAC - West Division |
| Stadium | A.W. Munford Stadium |
| Athletics Director | Roman Banks |
| 2024 Overall Record | 8-5 |
| 2024 Conference Record | 7-1 |
| Head Coach | Terrence Graves |
| Overall Record | 10-5 |
| Record at School | 9-5 |
| Record vs. Grambling State | 1-0 |

MEDIA INFORMATION

| | |
|--|------------------------|
| Football Athletic Communications Contact | Willie D. Scott |
| Office Phone | (225) 771-3495 |
| Email | willie.scott01@sus.edu |
| Website | gojagsports.com |
| X Handles | @GeauxJags |

Head Coach

MICKEY JOSEPH

Mickey Joseph is the 15th Head Coach of the Grambling State University Football Program, joining the likes of Eddie G. Robinson, Doug Williams, Rod Broadway and Broderick Fobbs.





MICKY JOSEPH

HEAD COACH

University of Nebraska, 1991

SECOND SEASON

Grambling State University has named Mickey Joseph as the 15th head football coach, announced by Vice-President and Director of Intercollegiate Athletics Dr. Trayvean Scott.

Joseph brings a wealth of coaching experience spanning three decades to Grambling. His most recent stop was at the University of Nebraska, his alma mater, where he served as associate head coach, wide receivers coach and passing game coordinator during the 2022 season. He completed the 2022 campaign as interim head coach for the Cornhuskers.

Prior to NU, he spent five seasons on staff at LSU. In 2017, he joined the Tigers as wide receivers coach. He was elevated to associate head coach in 2020. Joseph was a key member of LSU's 2019 national championship staff. His receivers set an FBS record with 60 touchdown receptions and helping Joe Burrow claim a Heisman Trophy amassing 5,671 passing yards.

In 2019, LSU assembled the best group of receivers in SEC history. The Tigers' three starters—Ja'Marr Chase, Justin Jefferson and Terrace Marshall—combined for 241 receptions for 3,991 yards and 51 touchdowns.

His reputation and for recruiting and developing wide receivers were highlighted at LSU when he was recognized as a Rivals Top 25 recruiter. had four wide receivers selected in the first three rounds of the 2020 and 2021 NFL Drafts (2020 and 2021). That includes Chase, who was the 2021 NFL Offensive Rookie of the Year after being selected with the No. 5 overall pick in the 2021 Draft and Jefferson, the 22nd pick in the 2020 NFL Draft.

The Marrero, La. native was part of an offensive staff that helped LSU set several SEC records in 2019, including passing yards (6,024), passing TDs (61) and total offense per game (568.4) en route to a 15-0 season and national championship. Joseph also helped LSU post a 10-3 record in 2018 and a 9-4 mark in 2017.

In 2016, Joseph worked as running backs coach at neighboring Louisiana Tech. He helped the Bulldogs to a 9-5 record and win in the Armed Forces Bowl. The Bulldogs ranked No. 2 in the nation in scoring in 2016, averaging 44.3 points per game. Tech averaged 514.9 total yards game, which included 363.4 passing and 151.6 on the ground.

Joseph is no stranger to Grambling State. From 2014 to 2015 he served as wide receivers coach and special teams coach for the G-Men. When he arrived at Grambling, the Tigers were coming off a 1-10 record in 2013. In the two years he spent with the G-Men, Grambling finished 7-5 (2014) and 9-3 with a SWAC West Championship in 2015.

In 2015, Joseph's receivers totaled 2,250 receiving yards and 25 touchdowns as Grambling's scoring offense ranked fourth and passing offense ranked 21st among all FCS programs nationally.

Prior to Grambling, he was the special teams coordinator and wide receivers coach at Alcorn State in 2013, helping the school to a 9-3 record, its most wins in 30 years.

He spent five seasons at Langston University from 2008 to 2012, elevating to head coach in 2011. He led the Lions to 13-7 record in two seasons.

Joseph got his first collegiate coaching job at Wayne State College in Nebraska in 1997,

which he followed with a season at his high school alma mater Archbishop Shaw High School in New Orleans in 1998. From there, Joseph served as a graduate assistant at Tulane in 1999 and then coached receivers at Alabama State in 2000.

He coached quarterbacks at Nicholls State for three years (2001-03) and then spent two seasons as the running backs coach at Central Oklahoma (2004-05).

Before his tenure at Langston, Joseph served as the head football coach and Director of Athletics for Desire Street Academy, a private school in the New Orleans' Ninth Ward area. His main goal was to help get young kids out of the underprivileged area to improve their overall quality of life through sports. At the time of Hurricane Katrina, Joseph was responsible of moving the private school to Florida along with relocating the student-athletes. That year, the team had a record of 1-3, however, in 2008 Joseph turned the team around to a 10-3 record. Seven out of 25 players were able to sign with NCAA Division I programs.

During the summer of 2012 he also spent time with Houston Texans as part of an NFL minority internship. While in Houston, Joseph worked with the running backs and all aspects of the special teams units.

Joseph played quarterback at Nebraska from 1988-91. As a junior Joseph led the Cornhuskers to a 9-3 overall mark after accounting for 21 touchdowns (11 rushing, 10 passing). In his four years at Nebraska, the Cornhuskers posted a 39-9-1 overall mark and appeared in the Orange Bowl twice, the Citrus Bowl and the Fiesta Bowl.

In four years with the Cornhuskers, Joseph played in 34 regular season games and accounted for 30 touchdowns (16 rushing, 14 passing). His best season came as a junior in 1990 when he played in all 12 games, throwing for 624 yards and 11 touchdowns to go along with 554 rushing yards and 10 TDs.

Joseph was the top recruit coming out of Archbishop Shaw High School in Marrero when he was recruited to the University of Nebraska. In 1987, he was awarded Gatorade Player of the Year and First-Team Parade All-American. The standout football player was also a two-time All-State MVP and three-time All-District MVP.





JASON ROLLINS

**ASSOCIATE HEAD COACH
DEFENSIVE COORDINATOR**

McNeese State University, 1996

SECOND SEASON

Rollins enters his second season at GSU after having served as interim head coach of Southern University during the 2021 season.

Prior to his stint at SU, he was a member of the staff at the University of Texas at San Antonio where he served as the defensive coordinator for two seasons and spent two years as associate head coach and linebackers coach.

In his first year as the defensive coordinator and safeties coach, UTSA displayed an aggressive scheme by recording 78 tackles for loss, 23 sacks and 19 turnovers, including 10 fumble recoveries, which ranked fourth in Conference USA and 36th nationally. Linebacker Josiah Tavaeafa registered 113 tackles — the second-highest total in program history — en route to being named one of 10 semifinalists for the Butkus Award, second-team all-conference by Pro Football Focus (PFF) and honorable mention all-conference by the league's head coaches. Defensive end Lorenzo Dantzler picked up second-team all-conference honors by PFF, while safety C.J. Levine and defensive tackle Kevin Strong, Jr. earned honorable mention all-conference accolades.

Rollins helped mentor one of the nation's top defenses in 2017, as the Roadrunners led C-USA in seven different statistical categories and ranked in the top 10 among all Football Bowl Subdivision teams. UTSA held eight of its 11 opponents to 300-or-less yards of total offense, including a school record 149 allowed in the 51-17 win against Southern, and five foes rushed for 100-or-less yards, highlighted by a program-record 37 allowed in the 44-14 victory at Texas State. Linebacker La'Kel Bass earned honorable mention all-conference accolades after leading the team with 68 tackles to go along with 7.5 tackles for loss, two sacks and a pair of fumble recoveries.

In his first season with the Roadrunners, he helped guide the team to six wins and the program's first-ever bowl game, the 2016 Gildan New Mexico Bowl. His linebackers combined for 267 tackles, 24 tackles for loss, 12 sacks and 12 quarterback hurries. Josiah Tavaeafa broke UTSA's single-season record for tackles with 115 en route to becoming the Roadrunners' first Freshman All-American (Football Writers Association of America), C-USA Freshman of the Year and a first-team all-conference selection. Bass tied the school standard for single-season tackles for loss with 11 as part of his 87 total stops.

Rollins came to San Antonio from Tulane, where he spent nine seasons as secondary coach, including serving as co-defensive coordinator in 2015 and special teams coordinator in 2014. He played a key role in the development of three All-Americans and four NFL players in draft picks Lorenzo Doss and Taurean Nixon, as well as free agents Derrick Strozier and Jordan Sullen.

In 2013, Rollins' secondary was a big reason why the Green Wave made their first bowl appearance since the 2002 season. Tulane ranked second nationally in turnovers forced with 35, including 19 interceptions with 15 by the defensive backfield. Doss, an All-America cornerback, picked off seven passes, returning a pair of touchdowns, and forced two fumbles. Additionally, Tulane allowed just 352.1 yards per game, which ranked 22nd in the Football Bowl Subdivision (FBS).

In 2014, Rollins helped lead the secondary to a combined 15 interceptions, seven fumble recoveries and a pair of forced fumbles, as the unit contributed to 22 of the team's 28 takeaways, which ranked 21st nationally. Parry Nickerson led the Green Wave and all FBS freshmen with six picks and garnered Freshman All-America accolades.

Rollins' impact on Tulane's secondary was immediate from the time he joined the staff prior to the 2008 campaign. In his first season in New Orleans, the group combined for 23 pass breakups, five interceptions, five forced fumbles and five recoveries.

During the next four years, his defensive backs combined for 31 interceptions and 120 pass breakups while helping the Green Wave defense consistently rank near the top of Conference USA in most major statistical categories.

Prior to his tenure at Tulane, Rollins was co-defensive coordinator and secondary coach at his alma mater, McNeese State, for two seasons (2005-06). He helped the Cowboys to a 23-10 record, two Southland Conference championships and a Football Championship Subdivision (FCS) playoff ap-

pearance in in his final season.

Rollins got his coaching start as an assistant coach for the defensive backs at McNeese State in 1997-98. He was an assistant coach in the Texas prep ranks at Galveston Ball (1999-2000) and La Marque (2001).

He spent three seasons (2002-04) as the defensive backs coach at Northwestern State, where he helped the Demons to the 2004 Southland title on the strength of the top defense in the FCS.

Rollins was an all-state and all-district performer at Newton (Texas) High School and he went on to play safety at McNeese State where he earned his bachelor's degree in health and human performance in 1996.

He and his wife, Danna, have one son, Tieler.





KRIS PETERS

RUNNING BACKS

Alcorn State University, 2003

FOURTH SEASON

Kris Peters begins his fourth year the running backs coach at Grambling State University.

Peters comes to Grambling State after spending the previous 12 years in the high school ranks as an offensive coordinator at West St. John High School, Scotlandville Magnet High School and East St. John High School.

Peters was a two-sport athlete — baseball and football — at Alcorn State University. On the gridiron, Peters was selected a 2001 Don Hansen FCS All-American and All-Southwestern Athletic Conference (SWAC) wide receiver, 2002 Lindy's FCS All-American and All-SWAC wide receiver.

While at Alcorn State, Peters finished his career with 118 catches for 1,829 yards, along with 24 touchdowns. He also became the fastest wide receiver in school history to reach the 20-touchdown plateau.

In 2016, Peters was voted one of the top 50 greatest players in Alcorn State

University history.

On the baseball diamond, Peters was a 2002 All-SWAC First Team selection as centerfielder and a 2003 Preseason SWAC Player of the Year.

Peters graduated from Alcorn State in 2003 with a Bachelors Degree in Health and Physical Education. He is a native of Baton Rouge, La., where he attended Southern Lab High School, where he lettered in baseball and football.

Peters has two children, Nijah Harris and Matt Jones.





SHYRONE CAREY

QUARTERBACKS

Louisiana State, 2005

SECOND SEASON

Carey enters his second season as the Outside Wide Receivers coach at Grambling State University. Carey comes to Grambling with a wealth of knowledge as a former player and coach.

A native of New Orleans, La. Carey graduated from Archbishop Shaw High School in Marrero. While quarterback at Shaw he was selected as Westbank MVP from 1997-1999, All-Metro New Orleans MVP, and was rated as the #1 prospect in 1999. Carey was also named First team 5A All State twice as a junior and senior at Shaw.

He went on to play at Louisiana State University as a running back and a kick

and punt returner. Carey was also a part of the 2003-2004 National Champion team.

Carey started his coaching career in 2005 at Frederick A. Douglas High School in New Orleans. In 2007 he became head coach of George Washington Carver High School in New Orleans, LA. In 2011 he landed his first college coaching opportunity at Langston University as the running back, special team coach and co-offensive coordinator. From there he coached at Lincoln University and Virginia State University. In 2005, he earned a bachelor's degree in Arts and Science with a minor in Sociology from LSU.





WILLIE MACK GARZA

SAFETIES

University of Texas, 1993

FIRST SEASON

Willie Mack Garza Joins Grambling State after previously serving as the defensive coordinator at Montana State University.

Garza's defensive unit at Montana State ranked inside the top 25 in FCS and helped guide the Bobcats reach the FCS playoffs. MSU led the Big Sky in sacks, finished third in forced fumbles and fourth in interceptions in 2023 after his 2022 defense finished second in the Big Sky in sacks and forced fumbles and third in picks.

Prior to joining the staff at MSU, he spent time at McNeese State as safeties coach from 2020-21. He serves in the same capacity at Wyoming in 2019. Garza coached defensive backs at Texas A&M in the spring of 2019 and at Utah Tech from 2017-18.

Before heading to Utah Tech, Garza served as cornerbacks coach at Lamar University in 2016.

Prior to his stop at Prairie View, Garza spent two seasons at Pearl River Community College where he served as the team's defensive coordinator. During his time at Pearl River, Garza helped construct one of the nation's top defensive units. PRCC ranked fifth nationally in scoring and 10th in pass defense. Six of Garza's players went on to sign scholarships with four-year institutions.

A native of Refugio, Texas, Garza has coached at the highest level college football has to offer as the defensive backs coach at the University of Southern California under former head coach Lane Kiffin for one season in 2010. Prior to his stint at USC, Garza spent 2009 as the defensive backs coach at Tennessee also under Kiffin. The Volunteers were 12th nationally in both pass defense and pass efficiency defense as they finished second in the SEC East and made an appearance in the Chick-fil-A Bowl.

Before moving to Tennessee, Garza spent four years (2005-09) at North Dakota State as the secondary coach for one season and the defensive coordinator in his final three. NDSU compiled 35 wins under his watch. The Bison recorded 10-1 seasons twice and defeated three FBS schools, including Minnesota, Central Michigan and Ball State.

Garza began his coaching career at Texas, his alma mater, as a graduate assistant working with the cornerbacks and special teams for three years (1994-96). The Longhorns played in the 1994 Sun Bowl, 1995 Sugar Bowl and 1997 Fiesta Bowl.

He then was the defensive backs coach at Western Michigan for four seasons (1997-2000). In 2000, the 9-3 Broncos were 13th nationally in pass defense and played in the Mid-American Conference championship game. He spent the next

three years (2001-03) coaching cornerbacks at TCU. In 2002, two-time all-league cornerback Jason Goss tied the school season record with eight interceptions. The Horned Frogs won the 2002 Conference USA title and played in three bowls.

Garza is a member of the Texas High School Hall of Fame after his stellar prep career at Refugio High School where he earned Parade All-American, All-State, and All-Decade (1980-1990) honors on the gridiron. In his senior season in 1988, Garza rushed for an amazing 2,954 yards and scored a then-national record 56 touchdowns (336 total points). In addition to football, Garza was also a track and field standout at Refugio, running the 100, 200, and a leg of the 400-meter relay, as well as one of the state's top long jumpers. RHS won the Texas state title his junior year. Garza was inducted into the prestigious Texas prep Hall in 2001.

Garza was a four-year (1988, 1990-92) starter at cornerback and safety at Texas under then-head coach David McWilliams. He was a Freshman All-American and the Southwest Conference Newcomer of the Year in 1988. The Longhorns went 10-2 and played in the Cotton Bowl in 1990.

He received his bachelor's degree in social work

Garza is a member of the Texas High School Hall of Fame after his stellar prep career at Refugio High School where he earned Parade All-American, All-State, and All-Decade (1980-1990) honors on the gridiron. In his senior season in 1988, Garza rushed for an amazing 2,954 yards and scored a then-national record 56 touchdowns (336 total points). In addition to football, Garza was also a track and field standout at Refugio, running the 100, 200, and a leg of the 400-meter relay, as well as one of the state's top long jumpers. RHS won the Texas state title his junior year. Garza was inducted into the prestigious Texas prep Hall in 2001.

Garza was a four-year (1988, 1990-92) starter at cornerback and safety at Texas under then-head coach David McWilliams. He was a Freshman All-American and the Southwest Conference Newcomer of the Year in 1988. The Longhorns went 10-2 and played in the Cotton Bowl in 1990.

He received his bachelor's degree in social work from Texas in 1993.



REGGIE MOORE

WIDE RECEIVERS

UCLA, 1991

FIRST SEASON

Reggie Moore enters his first season as wide receivers coach at Grambling State. Moore comes to GSU after spending the past three seasons as the pass game coordinator at Prairie View A&M.

He also coached the receivers at PVAMU from 2015-17 under then head coach Willie Simmons. He brings a wealth of experience from the FBS, FCS, and the NFL level that spans over 25 years of coaching. He has had previous stops at the University of Washington (2003), North Dakota State (2004-2007), UCLA (2008-2010), and most recently at the University of Colorado (2020-2021). He has participated in several Minority Internships in the NFL with the Jacksonville Jaguars, Denver Broncos, Baltimore Ravens, Seattle Seahawks and Green Bay Packers.

A native Houstonian, he began his coaching career in 1999 at his high school alma mater (James Madison High School) under one of Prairie View A&M's favorite sons, the legendary Ray Seals. Moore has mentored and tutored a number of professional athletes over his career as well. Currently KhaDarel Hodge (Atlanta Falcons), and Quinton Bell (Miami Dolphins) were both under his tutelage at PV during his first tour, as well as Josh Simmoms (formerly of the USFL Pittsburgh Maulers) an All-USFL Special Teams award winner for the 2023 season. Just this past spring, Jaquan Bloomfield was selected by the Canadian League Ottawa Red Blacks in the 4th round (35th overall pick) in the 2024 draft.

As a collegiate player, Moore went on to be a 3-year starter at UCLA under the late Terry Donahue from (1986-1991) and was a Sporting News Magazine Sophomore All-American (1988). He was a favorite target of NFL Hall of Fame quarterback Troy Aikman, who went on to be the 1st pick in the 1989 NFL Draft by the Dallas Cowboys. As a professional he spent 2 seasons with the NY Jets (1991-1992) and went on to the LA Rams (1993) where an injury derailed his career. A talented touted infielder out of high school (shortstop) he was selected in the 44th round by the Texas Rangers in the 1990 MLB Amateur Draft after years away from the sport.

While attending his alma mater, James Madison High School, he finished 9th in his graduating senior class in 1986. There he received several National Honors including being selected to the 1986 Parade Magazine All-American Team, the National Honor Society, and received the Adidas Scholastic Achievement Award. He was also selected to play in the then Whataburger Texas High School All-Star game. His father Zeke Moore spent 12 seasons with the Houston Oilers (AFL 1967-69, NFL 1970-78) and was selected to 2

Pro Bowls. His younger brother, Trey Moore, played basketball at Mississippi State, and went on to a lengthy career in the European League earning MVP honors, and is currently still with the famous Harlem Globetrotter Organization.

CONFERENCE ||| HISTORY ||| RECORDS ||| 2021 REVIEW ||| ADMINISTRATION ||| COACHING STAFF ||| 2022 SEASON PREVIEW ||| MEDIA ||| INTRODUCTION



DEL LEE-COLLINS

DEFENSIVE BACKS

McNeese State University, 1998

SECOND SEASON

Del Lee Collins returned to Grambling State as the cornerback's coach prior to the start of the 2024 season. .

A native of New Orleans and former professional football player, Del Lee-Collins joined the Lion coaching staff as cornerbacks coach prior to the 2020 season.

In his first season with the Lions, which was moved to spring of 2021, Lee-Collins oversaw a talented group of SLU cornerbacks. Under his direction, junior Ferlando Jordan was named All-America by Stats Perform and Phil Steele, while also earning first team All-Southland Conference and All-Louisiana honors.

In 2021, Lee-Collins' troops once again featured an All-American, as Zy Alexander finished among the FCS leaders with a Southland Conference-high six interceptions. Alexander earned All-America honors from Stats Perform, Associated Press, and Phil Steele, while also claiming first team All-SLC and All-Louisiana accolades. Both of his starting cornerbacks earned first team All-Southland Conference honors for the 2022 conference champions. Jordan was named first team All-SLC for the third time in his career, while Alexander was a repeat selection.

Lee-Collins' previous coaching stints include Grambling and his alma mater McNeese.

Lee-Collins started his coaching career at St. Augustine High School. He worked as defensive backs coach, defensive coordinator, and assistant head coach. He has subsequently served as co-defensive coordinator at both Landry Walker High School and John Ehret High School, as well as head coach at Sophie B. Wright Charter in New Orleans.

Lee-Collins played from 1994-98 at McNeese, helping the Cowboys to a pair of Southland Conference championships. Collins finished his collegiate playing career as the program's career leader in blocked field goals. Following his time in Lake Charles, he played professionally for five years in the NFL and Arena Football League.

A 1998 graduate of McNeese, Lee-Collins and his wife, Cheryl, have two sons, Caleb and Kiazer.





JALEN IVY

DEFENSIVE LINE

Southern University, 2022

FIRST SEASON

Jalen Ivy enters his first season as the defensive line coach at Grambling State University. Ivy previously served as a graduate assistant for the Tigers.

Ivy played college football at Southern University, where he played on the defensive line from 2018-22. During his time at SU, he helped the Jaguars win three SWAC West Division Titles and earned first time All-SWAC honors during the Spring 2021 season.

Ivy is a native of Tullos, La. and graduated from Tioga High School.

CONFERENCE ||| HISTORY ||| RECORDS ||| 2021 REVIEW ||| ADMINISTRATION ||| **COACHING STAFF** ||| 2022 SEASON PREVIEW ||| MEDIA ||| INTRODUCTION

CONFERENCE ||| HISTORY ||| RECORDS ||| 2023 REVIEW ||| ADMINISTRATION ||| **COACHING STAFF** ||| 2024 SEASON PREVIEW ||| MEDIA ||| INTRODUCTION



REGINALD NELSON

GENERAL MANAGER

McNeese State University, 1999

SECOND SEASON

Reggie Nelson is in his second stint as the offensive line coach for GSU after serving as the offensive line coach from 2014-2021

Nelson mentored Trenton Scott, who signed a free-agent contract with the Los Angeles Chargers and is currently with the Washington Commanders having completed his sixth season as a player in the NFL. Scott was an All-SWAC performer in 2017 and 2016 and was named to the AFCA coaches All American team in 2017.

As the offensive line coach at Grambling State University, Nelson helped to develop All-American offensive linemen Justin Miller, William Waddell and 2021 Senior bowl participant David Moore. During his five years at McNeese State, Nelson developed two first team All-Americans and seven first-team all-conference players and two second-team all-conference players.

A native of Alexandria, La., Nelson was a four-year letter winner as an offensive lineman at McNeese State from 1995-98 and later served on the Cowboys coaching staff for five years. Nelson coached the offensive line at McNeese State from 2007 to 2011.

As a player at McNeese State, Nelson was selected as the team captain, awarded the Senior Scholastic Award and was a Consensus AP All-American in 1998. Additionally, he was a two-time AFCA All-American (1997,1998), two-time Sports Network All-American (1997, 1998), two-time ESPN News All-American (1997,1998), Three-time All Louisiana pick (1996,1997, 1998), three-time All-Southland Conference team member (1996, 1997, 1998) and a two-time All-Southland Conference Academic Team award recipient (1997,1998). Nelson started a school record 52 consecutive games at McNeese

State University. Nelson was also selected to the Southland Conference's 50th Anniversary All-Time Football Team in 2013. Nelson was inducted into the McNeese State Sports Hall of Fame in 2021 and the Alexandria Senior High Sports Hall of Fame in 2011.

Following his career at McNeese State, Nelson was drafted in the fifth round of the 1999 NFL draft by the San Diego Chargers. Nelson spent his entire rookie season with the Chargers. His second year was spent between the Minnesota Vikings for the first five weeks of the season and the Jacksonville Jaguars for the remainder of the 2000 season. He was allocated to the Frankfurt Galaxy during the spring of 2001, played for the Barcelona Dragons during 2002 and was on the preseason roster of the Green Bay Packers in 2002. In 2005, Nelson played offensive tackle for the Ottawa Renegades of the CFL.

Nelson graduated from McNeese State in 1998 and then followed with a master's degree in Counseling Psychology in 2005. He is a member of Omega Psi Phi Fraternity Inc. (Fall 1995) and Psi Chi which is the National Honor Society in Psychology. He is married to the former Nikki Hunter and has two children Reggie (23) and Noah (20).





DR. MARTIN LEMELLE

PRESIDENT

First Year at Grambling State University

The 11th President of Grambling State University

Dr. Martin Lemelle, Jr. serves as the 11th President of Grambling State University, bringing a wealth of leadership experience, financial acumen, and a deep-seated commitment to advancing higher education. As a third-generation alumnus of the institution, Dr. Lemelle embodies a family legacy of higher education leadership and a profound dedication to the university's mission.

Prior to assuming the presidency, Dr. Lemelle served as the Executive Vice-President and Chief Financial Officer at the Maryland Institute College of Art (MICA) in Baltimore, Maryland. His tenure at MICA was marked by visionary leadership and strategic financial management, enhancing the operations of the nation's oldest continuously degree-granting college of art and design.

With an extensive background in finance and operations that spans several prestigious organizations, including PricewaterhouseCoopers, IBM, General Electric, Dean Foods, and Industry Retail Group, Dr. Lemelle has adeptly managed budgets collectively valued at approximately \$6.5 billion. His track record highlights his exceptional ability to steward large-scale financial operations and drive organizational success.

Dr. Lemelle played a pivotal role in shaping the future of Grambling State University during his tenure as Executive Vice-President and Chief Operating Officer. His accomplishments include securing the university's most substantial corporate gift to date and significantly improving its fiscal health score by 200%, underscoring his strategic insight and unwavering dedication to the institution's financial stability and growth.

Educationally, Dr. Lemelle holds a B.S. in Accounting, Magna Cum Laude, from Grambling State University, an M.B.A. from The George Washington University, and a Doctorate in Business Administration from SKEMA Business School in Paris, France.

His service extends to numerous memberships, including Kappa Alpha Psi Fraternity, Inc., where he is a recipient of the Byron K. Armstrong Award, and United Way of Central Maryland Board of Directors, where he serves as treasurer.

Dr. Lemelle's presidency at Grambling State University is guided by a vision that respects the institution's history and traditions while focusing on co-creating strategic initiatives for the future. His leadership is informed by a comprehensive understanding of higher education challenges and opportunities, driving his commitment to ensuring that Grambling State University remains at the forefront of innovation, academic excellence, and community engagement.





TRAYVEAN SCOTT, Ph.D.

VICE PRESIDENT FOR INTERCOLLEGIATE ATHLETICS

Fourth Year at Grambling State University



Trayvean D. Scott, Ph.D. was hired as the Vice President of Intercollegiate Athletics at Grambling State University on July 1, 2021.

In his first year at Grambling State, Scott directed all 15 varsity athletic programs, overseeing a transformation in athletics as the institution took a step forward into the future. He was instrumental in many ongoing projects during his first year, including signing a partnership agreement with the Urban Edge Network, which will allow Grambling State to have its own streaming platform. In addition, Scott spearheaded many sponsorship agreements.

Scott was also very instrumental in his first head coaching hire as Hue Jackson was named the 14th football coach in the program's history.

Scott came to Grambling State after spending 10 years at Southern University where he was the Deputy Athletic Director/Chief Operating Officer and was responsible for the daily operations of the SU athletic programs.

While at Southern, Scott, who served as the sport administrator for football, women's basketball, softball, and men & women's track & field (indoor & outdoor and cross country), oversaw NCAA Compliance, Student-Athlete Support Services, Academics, Student-Athlete Development, as well as the Strength & Conditioning program.

Scott was also responsible for football game scheduling. He served as a member of the athletics department's senior staff, and previously served as Southern's Executive Athletic Director.

Throughout his professional career, Scott continues to be active on the university, conference, and national levels. He graduated in 2016 from the prestigious NCAA Leadership Institute for



Ethnic Minorities, 2018 of the Sports Management Institute (SMI) and facilitated the NCAA's Career in Sports Forum in 2016 while also serving as a member of the selection committee.

Scott is currently a member of the National Association of Collegiate Directors of Athletics (NACDA), National Association of Academic & Student-Athlete Development Professionals (N4A),

the Minority Opportunities Athletic Association (MOAA), the National Association for Athletics Compliance (NAAC), the National Association of Athletic Development Professionals (NAADD) where he was the Diversity Initiative recipient in 2015 and 2016, respectively.

During his time at Southern, Scott spearheaded an unprecedented academic recovery of Southern Athletics as it relates to the Academic Progress Rate, making a dramatic improvement from 3 to all 15 programs meeting the APR benchmarks, earning post-season access after just two full years in charge.

Scott, who has written more than \$2 million in grants to support academic and student development initiatives, also guided the institution through the successful completion of the NCAA Data Review process and served as the author and principal investigator of the \$900,000 NCAA AASP Grant.

A former standout basketball student-athlete, four-year starter, and team captain at Southern, Scott remains atop the school's record books in assists, steals, and minutes played. After his collegiate playing career was over, Scott enjoyed a successful career in financial services until returning to his alma mater in 2011.

Outside of athletics administration, Scott was an adjunct faculty member in the College of Business at Southern where he taught courses in Business Administration, Management, and Sports Marketing. He holds bachelor's in marketing (2003) & Management (2005) and a Master's Degree in Communications (2005) from Southern University. In addition, he completed his Ph.D. in Education/Sport Management in 2018 from Northcentral University.




GRAMBLING STATE ATHLETICS EXECUTIVE TEAM



TAYLOR STEWART
Chief of Staff
Associate AD
for External Relations



KARMEN C. KING
Senior Associate AD for
Compliance and Academics
Title IX Coordinator



CURTIS FORD
Associate AD
Athletic Communications



WANDA CURRIE
Associate AD
for Internal Operations
SWA



RYANNE LOGAN
Senior Associate AD
Student-Athlete Health &
Wellness



TERENCE BRADFORD
Athletics Business Manager



Grambling State University combines all the strengths of a major university with the personality of a small college, thereby allowing students to grow and learn in a serene and positive environment. The campus houses students in its 19 residence halls, enhances and promotes student life through its impressive student union and bookstore, and appeals to other areas of life and improvement through buildings such as the assembly center, dining hall, library, intra-mural center, and health center. More than 800 courses and 68 degree programs are offered at Grambling. There are five colleges, including an honors college, two professional schools, a graduate school, and a Division of Continuing Education. National and local employers recruit graduates from Grambling's excellent nursing, computer science, teacher education, and other programs.

A wide variety of student clubs and organizations at Grambling ensure that every student will find an activity of interest. Honor societies, sports, art, religion, politics, and Greek organizations are just a few of the organizations that appeal to a diverse group of students. As a member of one of Grambling's student organizations, students learn to give of themselves while participating in worthwhile campus and community projects.

MISSION

Grambling State University is a comprehensive, historically black, public institution that offers a broad spectrum of undergraduate and graduate programs of study. Through its undergraduate major courses of study, which are undergirded by a traditional liberal arts program, and through its graduate school, which has a professional focus, the University embraces its founding principle of educational opportunity. With a commitment to the education of minorities in American society, the University seeks to reflect in all of its programs the diversity in the world. The University advances the study and preservation of African American history, art, and culture.

Grambling State University is a community of learners who strive for excellence in their pursuit of knowledge and who seek to contribute to their respective major academic disciplines. The University prepares its graduates to compete and succeed in careers related to its programs of study, to contribute to the advancement of knowledge, and to lead productive lives as informed citizens in a democratic society. The University provides its students a living and learning environment which nurtures their development for leadership in academics, athletics, cam-



pus governance, and in their future pursuits. The University affords each student the opportunity to pursue any program of study provided that the student makes reasonable progress. Grambling fosters in its students a commitment to service and to the improvement in the quality of life for all persons.

The University expects that all persons who matriculate and who are employed at Grambling will reflect through their study and work that the University is indeed a place where all persons are valued, "where everybody is somebody."

HISTORY

Grambling State University opened on November 1, 1901 as the Colored Industrial and Agricultural School. It was founded by the North Louisiana Colored Agriculture Relief Association, organized in 1896 by a group of African-American farmers who wanted to organize and operate a school for African Americans in their region of the state.

In response to the Association's request for assistance, Tuskegee Institute's Booker T. Washington sent Charles P. Adams to

help the group organize an industrial school. Adams became its founding president.

In 1905, the school moved to its present location and was renamed the North Louisiana Agricultural and Industrial School. By 1928, after becoming a state junior college and being renamed the Louisiana Negro Normal and Industrial Institute, the school began to award two-year professional certificates and diplomas. In 1936, the curriculum emphasis shifted to rural teacher education; students were able to receive professional teaching certificates after completing a third academic year. The first baccalaureate degree was awarded in 1944, in elementary education.

In 1946, the school became Grambling College, named after P.G. Grambling, the white sawmill owner who had donated the parcel of land where the school was constructed. In addition to elementary educators, Grambling prepared secondary teachers and added curricula in sciences, liberal arts and business, transforming the college from a single purpose institution of teacher education into a multipurpose college. In 1949, the col-

GRAMBLING STATE UNIVERSITY

lege earned its first accreditation by the Southern Association of Colleges and Schools (SACS).

In 1974, the addition of graduate programs in early childhood and elementary education gave the school a new status and a new name — Grambling State University. The university expanded and prospered between 1977 and 2000. Several new academic programs were incorporated and new facilities were added to the 384-acre campus, including a business and computer science building, school of nursing, student services building, stadium, stadium support facility and an intramural sports center.

UNIVERSITY PRESIDENTS

Following Founding President Charles P. Adams, who served for 35 years, Ralph Waldo Emerson Jones became the second president in 1936. Five presidents served from 1977 to 2001: Dr. Joseph Benjamin Johnson, Dr. Harold W. Lundy, Dr. Raymond Hicks, Dr. Leonard Haynes III and Dr. Steve A. Favors. Grambling State University's first female president, Dr. Neri Francois Warner, served a three-year interim term until the selection of Dr. Horace Judson, who became the institution's seventh president in 2004. After leading an ambitious five-year campaign to rebuild the institution's facilities, Judson resigned in 2009. After Judson's resignation, Frank G. Pogue, Ph.D., a highly respected educator and administrator with a distinguished 47-year career in higher education was named GSU's president.

Prior to his selection as president, Dr. Pogue served as the president of Edinboro University of Pennsylvania, interim president at Chicago State University and State University of New York (SUNY)-Cobleskill. Dr. Pogue retired after serving a five-year term as president, and Dr. Cynthia Warrick, Ph.D., RPh. was named as interim president in 2014 during the presidential search.

Warrick ventured into higher education 16 years ago serving in multi-faceted leadership roles as an administrator, public servant, healthcare professional, environmental research scientist, faculty member, and accreditation reviewer.

Dr. Willie D. Larkin, Ph.D. was named ninth university president in 2015 (May) and served a one-year term. Dr. Larkin had previously served as Chief of Staff to leaders of Morgan State University and the University of Wisconsin Colleges, where he worked directly with the chancellor, and the president at Morgan State University, to provide oversight of nearly 3,000 employees and an operating budget of more than \$300 million. At Auburn University, he was the faculty advisor to the university's Board of

Trustees and the first African American to chair the university's 90-member University Senate.

Our current president is Richard J. Gallot, Jr. The University of Louisiana System (ULS) Board of Supervisors announced (07/26/2016) that the tenth President of Grambling State University (GSU) will be former Louisiana state senator, and state representative, Richard J. Gallot, Jr. Gallot is a 1987 GSU graduate where he received a bachelor of arts in Arts & History. He earned his Juris Doctorate from Southern University in 1990. From 2000 to 2012, Gallot held the District 11 seat in the Louisiana House of Representatives. He served three terms in the house before winning his first term in the senate in 2011. Gallot did not seek re-election in the October 24, 2015 election.

THE CAMPUS

Located in the small north central Louisiana town of Grambling, Grambling State University offers a personalized educational experience with a big city atmosphere. The campus houses students in its 19 residence halls, enhances and promotes student life through its impressive student union and bookstore, and appeals to other areas of life and improvement through buildings such as the dining hall, library, intramural center, and health center. More than 800 courses and 68 degree programs are offered at Grambling.

There are five colleges, including an honors college, two professional schools, a graduate school, and a Division of Continuing Education. National and local employers recruit graduates from Grambling's excellent nursing, computer science, teacher education, and other programs. We encourage you to visit Grambling State University and discover why Grambling State University is Where Everybody is Somebody.

CAMPUS LIFE

Grambling State University recognizes that clubs and social organizations are an important part of college life. By joining one of these, students discover an avenue to meet new faces with similar interests and have the opportunity to learn about new subjects. As students' commitments to their clubs develop, leadership positions may be another step within the activity's hierarchy that a student can explore.

One of the most popular campus organizations is the Tiger Marching Band, touted as the number one collegiate show band in the world. Formed in 1926 by President R.W.E. Jones, the

Mighty Tiger Marching Band has become a household name. The band has been featured in television ads, the major motion picture Drumlina, appeared as guest entertainment on television shows, and entertained Liberian President William R. Tolbert at his 1972 inauguration. In 1999, the band was selected to represent the Pageantry of Bands section of the NCAA Hall of Fame. Through an impressive list of accomplishments and honors, the Grambling Tiger Band has become known as "The Best In The Land."

Intercollegiate athletics has also made Grambling State University a household name among national universities. The football program has been successful in landing prominent coaching staffs over the years. Professional football player, Doug Williams, a Super Bowl Most Valuable Player, served as head football coach, succeeding Coach Eddie Robinson, the "winningest coach in the history of football." Known as the "Cradle of Pros," Grambling also produced the first black football player in the NFL and the first black quarterback to start in the NFL.

ACADEMIC SUPPORT

Under the watch of Provost and Vice President Dr. Robert M. Dixon, the Office of the Provost & Vice President for Academic Affairs is designed to provide leadership and supervision for all undergraduate and graduate degree programs. Continuing education initiatives, the military science program, and a variety of support and outreach units also fall under its auspices.

The office espouses a philosophy of excellence from which a rigorous plan for enhancing and strengthening the academic environment continuously evolves. The office is committed to realizing the overarching goals of preparing students for success in their chosen careers, motivating them to pursue graduate and advanced study, and equipping them with skills for effective interaction with diverse groups of people. To this end, the instructional program is delivered through four academic colleges and two professional schools. Within this structure, one certificate program and seventy-two degree programs, ranging from associates to the doctorate, are offered.

This office is committed to providing faculty with opportunities and activities for professional growth and development. Moreover, the office is responsible for monitoring and maintaining the integrity of the academic program.

GRAMBLING STATE UNIVERSITY FAMOUS ALUMNI

NEWS, MEDIA and JOURNALISM

| Name | Notable |
|-----------------|--------------------------|
| Charles M. Blow | New York Times columnist |

EDUCATION

| Name | Notable |
|-----------------|---------------------------------------|
| Ivory V. Nelson | President of Lincoln University (Pa.) |

ENTERTAINMENT

| Name | Notable |
|-----------------------|--|
| Erykah Badu | Grammy Award-winning artist |
| Natalie Desselle-Reid | Actress best known for roles in B*A*P*S, Def Jam's How to Be a Player, and Disney's Cinderella |
| Judi Ann Mason | Television writer, producer and playwright |

CRIMINAL JUSTICE

| Name | Notable |
|-----------|---|
| Burl Cain | Master's degree in criminal justice, now warden of the Louisiana State Penitentiary |

POLITICS

| Name | Notable |
|--------------------|---|
| Robert Bobb | Politician and public administrator; Emergency Financial Director for Detroit Public Schools; City manager for thirty years in the cities of Kalamazoo, Michigan; Santa Ana, California; and Richmond, Virginia |
| Israel "Bo" Curtis | Member of the Louisiana House of Representatives from 1992 to 2008; Member of the Rapides Parish School Board from 1976 to 1992 |
| Bettye Davis | Member of the Alaska Senate and former member of the Alaska House of Representatives from the 21st district |
| Rick Gallot | Democratic member of the Louisiana State Senate for District 29 since 2012; Former state |

| | |
|---------------------|--|
| Jeff Hall | representative for the 11th district Member of the Louisiana House of Representatives (District 26), accountant in Alexandria |
| E. Edward Jones | Educator, civil rights advocate, pastor, and former president of the National Baptist Convention of America, Inc., in Shreveport |
| Edward Joseph Price | Member of the Louisiana House of Representatives (District 58), businessman in Gonzales |
| Alicia Reece | Politician, member of the Ohio House of Representatives (33rd district) |
| Shannon F. Reeves | National Director of State and Local Development for the Republican National Committee |
| Gregory Tarver | Former member of the Shreveport City Council and the Louisiana State Senate |
| Ollie Tyler | Mayor of Shreveport; former interim state superintendent of education; former Caddo Parish school superintendent |
| Pinkie C. Wilkerson | Former member of the Louisiana House of Representatives, District 11 |

SPORTS

| Name | Notable |
|---------------------|--|
| Tommie Agee | Former professional baseball player |
| Garland Boyette | Former professional football player |
| Willie Brown | Former professional football player; Member of the Pro Football Hall of Fame |
| Jophery Brown | Former Major League Baseball player; Stuntman in film and television for over 30 years |
| Buck Buchanan | Former professional football player; Member of the College Football Hall of Fame and the Pro Football Hall of Fame |
| Patricia Cage-Bibbs | Women's basketball head coach at North Carolina A&T State University, Hampton University and |

| | |
|--------------------------------|--|
| Ronnie Coleman | Grambling State University; Has over 400 wins in her coaching career Professional bodybuilder and eight-time Mr. Olympia winner |
| Bruce Eugene Clemente Gordon | Former professional football player Football player |
| Charles "Charlie Red" Hardnett | Former ABA basketball player |
| James "Shack" Harris | First black quarterback to start in the NFL |
| Jason Hatcher | Current NFL defensive end |
| Tyree Hollins | Professional football player |
| Charlie Joiner | Former professional football player and member of the Pro Football Hall of Fame |
| Johnny Jeter | Former Major League Baseball player |
| Trumaine Johnson | Former professional football player |
| Ernie Ladd | Former professional football player and Professional wrestler (nicknamed "The Big Cat") |
| Albert Lewis | Former professional football player |
| Guy Prather | Former professional football player |
| Willis Reed | Retired professional basketball player |
| Patrick Scott | Former professional football player |
| Goldie Sellers | Former professional football player |
| Winston Short | Former track athlete who competed for Trinidad in the Commonwealth and Pan American Games during the 1960s |
| Everson Walls | Former NFL All-Pro cornerback and Super Bowl champion (XXV) |
| Doug Williams | Former NFL quarterback; MVP of Super Bowl XXII |
| Gerald Williams | Former Major League Baseball player |

OVERALL STATISTICS

2024 Grambling State University Football Overall Statistics (as of Nov 30, 2024)

CONFERENCE ||| HISTORY ||| RECORDS ||| 2023 REVIEW ||| ADMINISTRATION ||| COACHING STAFF ||| 2024 SEASON PREVIEW ||| MEDIA ||| INTRODUCTION

| Team Statistics | GSU | OPP |
|-----------------------|------------|------------|
| SCORING | 296 | 299 |
| Points Per Game | 24.67 | 24.92 |
| FIRST DOWNS | 180 | 235 |
| Rushing | 79 | 87 |
| Passing | 82 | 118 |
| Penalty | 19 | 30 |
| RUSHING YARDAGE | 1340 | 1760 |
| Yards gained | 1755 | 2137 |
| Yards lost | 415 | 377 |
| Attempts | 406 | 440 |
| Avg Per Attempt | 3.3 | 4.0 |
| Avg Per Game | 111.7 | 146.7 |
| TDs Rushing | 19 | 19 |
| PASSING YARDAGE | 2047 | 2771 |
| Att-Comp-Int | 337-188-12 | 354-217-15 |
| Avg Per Attempt | 6.07 | 7.83 |
| Avg Per Catch | 10.89 | 12.77 |
| Avg Per Game | 170.58 | 230.92 |
| TDs Passing | 11 | 15 |
| TOTAL OFFENSE | 3387 | 4531 |
| Total Plays | 743 | 794 |
| Avg Per Play | 4.6 | 5.7 |
| Avg Per Game | 282.3 | 377.6 |
| KICK RETURNS: #-YARDS | 47-975 | 24-402 |
| PUNT RETURNS: #-YARDS | 20-246 | 17-123 |
| INT RETURNS: #-YARDS | 15-86 | 12-144 |
| KICK RETURN AVERAGE | 20.74 | 16.75 |
| PUNT RETURN AVERAGE | 12.30 | 7.24 |
| INT RETURN AVERAGE | 5.73 | 12.00 |
| FUMBLES-LOST | 18-4 | 20-11 |
| PENALTIES-YARDS | 111-1057 | 76-685 |
| Avg Per Game | 88.08 | 57.08 |
| PUNTS-YARDS | 77-3140 | 63-2252 |
| Avg Per Punt | 40.78 | 35.75 |
| Net Punt Avg | 38.66 | 30.25 |
| KICKOFFS-YARDS | 60-3710 | 59-3389 |
| Avg Per Kick | 61.83 | 57.44 |
| Net Kick Avg | 45.13 | 38.54 |
| TIME OF POSSESSION | 05:46:36 | 06:07:52 |
| Per Game | 28:53 | 30:39 |
| 3RD-DOWN CONVERSIONS | 47-164 | 57-166 |
| 3rd-Down Pct | 28.66% | 34.34% |
| 4TH-DOWN CONVERSIONS | 5-12 | 4-13 |
| 4th-Down Pct | 41.67% | 30.77% |
| SACKS BY-YARDS | 25-186 | 26-220 |
| MISC YARDS | 14 | 17 |
| TOUCHDOWNS SCORED | 37 | 35 |
| FIELD GOALS-ATTEMPTS | 13-19 | 17-22 |
| ON-SIDE KICKS | 0-0 | 0-0 |
| RED-ZONE SCORES | 31-36 | 30-37 |
| RED-ZONE TOUCHDOWNS | 23-36 | 19-37 |
| PAT-ATTEMPTS | 33-35 | 32-32 |
| ATTENDANCE | 108,991 | 110,985 |
| Dates-Avg Per Date | 6-18,165 | 6-18,498 |
| Neutral Site #-Avg | - | 1-52,323 |

| Conf | Date | Opponent | WL | Score | Record | Time | Attend |
|------|------------|-----------------------|----|-------|----------|---------|--------|
| | 08/31/2024 | at Louisiana | L | 10-40 | 0-1, 0-0 | 03:02 | 23,107 |
| | 09/07/2024 | TUSKEGEE | W | 37-20 | 1-1, 0-0 | 03:43 | 9,247 |
| | 09/14/2024 | at Texas A&M-Commerce | W | 35-28 | 2-1, 0-0 | 03:36 | 5,944 |
| | 09/21/2024 | JACKSON ST. | W | 41-20 | 3-1, 0-0 | 03:38 | 19,085 |
| * | 09/28/2024 | vs Prairie View | L | 34-36 | 3-2, 0-1 | 04:08 | 52,323 |
| * | 10/12/2024 | ALCORN | L | 15-17 | 3-3, 0-2 | 03:37 | 7,580 |
| * | 10/19/2024 | ARK.-PINE BLUFF | W | 31-21 | 4-3, 1-2 | 03:37 | 17,135 |
| * | 10/26/2024 | at Texas Southern | L | 17-24 | 4-4, 1-3 | 3 hours | 10,029 |
| * | 11/02/2024 | at Bethune-Cookman | L | 21-24 | 4-5, 1-4 | 03:01 | 5,103 |
| * | 11/09/2024 | ALABAMA ST. | W | 24-23 | 5-5, 2-4 | 03:10 | 3,621 |
| * | 11/14/2024 | at Alabama A&M | L | 17-22 | 5-6, 2-5 | 03:45 | 3,595 |
| * | 11/30/2024 | at Southern U. | L | 14-24 | 5-7, 2-6 | 04:03 | 63,207 |

* = Conference game

| Score by Quarters | 1st | 2nd | 3rd | 4th | OT | Total |
|-------------------|-----|-----|-----|-----|----|-------|
| Grambling | 56 | 107 | 48 | 68 | 17 | 296 |
| Opponents | 41 | 111 | 81 | 54 | 12 | 299 |

OVERALL STATISTICS \\\

2024 Grambling State University Football
Overall Statistics (as of Nov 30, 2024)

| # | Rushing | GP | ATT | GAIN | LOSS | NET | AVG | TD | LG | AVG/G |
|----|----------------------|-----------|------------|-------------|------------|-------------|------------|-----------|-----------|---------------|
| 9 | Hargrove, Ke'travion | 11 | 95 | 461 | 29 | 432 | 4.5 | 4 | 36 | 39.27 |
| 0 | Bradford, Tre | 12 | 105 | 469 | 66 | 403 | 3.8 | 5 | 41 | 33.58 |
| 23 | Elder, Keilon | 10 | 40 | 229 | 15 | 214 | 5.4 | 3 | 22 | 21.40 |
| 24 | Talbert, Dedrick | 11 | 54 | 234 | 26 | 208 | 3.9 | 4 | 31 | 18.91 |
| | Hargrove, Ke'tr | 1 | 13 | 79 | 6 | 73 | 5.6 | 1 | 31 | 73.00 |
| 5 | Bailey, Deljay | 7 | 36 | 139 | 97 | 42 | 1.2 | 2 | 20 | 6.00 |
| 8 | Robinson, Javon | 12 | 5 | 29 | 3 | 26 | 5.2 | 0 | 16 | 2.17 |
| 95 | Schifano, Johnny | 11 | 1 | 18 | 0 | 18 | 18.0 | 0 | 18 | 1.64 |
| 6 | Phillips, Tony | 6 | 6 | 11 | 2 | 9 | 1.5 | 0 | 8 | 1.50 |
| 2 | Johnson, Jalen | 12 | 2 | 8 | 4 | 4 | 2.0 | 0 | 8 | 0.33 |
| | Forrest, Tony | 11 | 0 | 0 | 0 | 0 | 0.0 | 0 | 0 | 0.00 |
| 63 | Vigil, Alexander | 5 | 0 | 0 | 0 | 0 | 0.0 | 0 | 0 | 0.00 |
| | Team | 12 | 9 | 0 | 5 | -5 | -0.6 | 0 | 0 | -0.42 |
| 15 | Frye, Ashton | 3 | 7 | 3 | 24 | -21 | -3.0 | 0 | 2 | -7.00 |
| 7 | Crawley, Myles | 10 | 33 | 75 | 138 | -63 | -1.9 | 0 | 13 | -6.30 |
| | Total | 12 | 406 | 1755 | 415 | 1340 | 3.3 | 19 | 41 | 111.67 |
| | Opponents | 12 | 440 | 2137 | 377 | 1760 | 4.0 | 19 | 74 | 146.67 |

| # | Passing | GP | Rating | COMP-ATT-INT | PCT | YDS | TD | LG | AVG/G |
|----|------------------|-----------|---------------|-------------------|---------------|-------------|-----------|-----------|---------------|
| 7 | Crawley, Myles | 10 | 115.32 | 145-258-9 | 56.20% | 1598 | 11 | 71 | 159.80 |
| 5 | Bailey, Deljay | 7 | 97.17 | 39-72-3 | 54.17% | 440 | 0 | 47 | 62.86 |
| 15 | Frye, Ashton | 3 | 67.94 | 4-7-0 | 57.14% | 9 | 0 | 5 | 3.00 |
| | Total | 12 | 110.46 | 188-337-12 | 55.79% | 2047 | 11 | 71 | 170.58 |
| | Opponents | 12 | 132.56 | 217-354-15 | 61.30% | 2771 | 15 | 75 | 230.92 |

| # | Receiving | GP | NO | YDS | AVG | TD | LG | AVG/G |
|----|----------------------|-----------|------------|-------------|--------------|-----------|-----------|---------------|
| 8 | Robinson, Javon | 12 | 43 | 507 | 11.79 | 1 | 53 | 42.25 |
| 28 | Harris, Marquis | 11 | 7 | 183 | 26.14 | 1 | 71 | 16.64 |
| 2 | Johnson, Jalen | 12 | 13 | 178 | 13.69 | 1 | 67 | 14.83 |
| 3 | Bellazar, Jacoby | 11 | 15 | 155 | 10.33 | 1 | 30 | 14.09 |
| 88 | Howard, Nicholas | 9 | 13 | 138 | 10.62 | 1 | 27 | 15.33 |
| 18 | Knighten, Covadis | 11 | 19 | 129 | 6.79 | 1 | 18 | 11.73 |
| 1 | Waters, JR | 12 | 9 | 117 | 13.00 | 2 | 23 | 9.75 |
| | Howard, Nick | 2 | 8 | 116 | 14.50 | 1 | 35 | 58.00 |
| 9 | Hargrove, Ke'travion | 11 | 14 | 99 | 7.07 | 0 | 20 | 9.00 |
| 19 | Lewis, Julien | 9 | 12 | 83 | 6.92 | 0 | 17 | 9.22 |
| 0 | Bradford, Tre | 12 | 13 | 74 | 5.69 | 0 | 22 | 6.17 |
| 17 | Williams, Tylon | 12 | 4 | 72 | 18.00 | 0 | 47 | 6.00 |
| 11 | Dickerson, Nae'Saan | 4 | 2 | 60 | 30.00 | 0 | 35 | 15.00 |
| | Simmons, Khristopher | 5 | 2 | 51 | 25.50 | 1 | 28 | 10.20 |
| 24 | Talbert, Dedrick | 11 | 4 | 22 | 5.50 | 0 | 11 | 2.00 |
| | Howard, Nichola | 1 | 2 | 19 | 9.50 | 0 | 15 | 19.00 |
| 89 | Price, Julien | 1 | 1 | 19 | 19.00 | 0 | 19 | 19.00 |
| | Hargrove, Ke'tr | 1 | 1 | 13 | 13.00 | 0 | 13 | 13.00 |
| 23 | Elder, Keilon | 10 | 3 | 9 | 3.00 | 0 | 4 | 0.90 |
| 6 | Phillips, Tony | 6 | 2 | 4 | 2.00 | 1 | 4 | 0.67 |
| | Hill, Ronnie | 1 | 0 | 0 | NaN | 0 | 0 | 0.00 |
| 21 | Jordan, Jamal | 10 | 0 | 0 | NaN | 0 | 0 | 0.00 |
| | Forrest, Tony | 11 | 1 | -1 | -1.00 | 0 | 0 | -0.09 |
| | Total | 12 | 188 | 2047 | 10.89 | 11 | 71 | 170.58 |
| | Opponents | 12 | 217 | 2771 | 12.77 | 15 | 75 | 230.92 |

| # | Punt Returns | NO | YRDS | AVG | TD | LG |
|----|---------------------|-----------|------------|--------------|----------|-----------|
| 8 | Robinson, Javon | 8 | 114 | 14.25 | 1 | 72 |
| 2 | Johnson, Jalen | 10 | 108 | 10.80 | 0 | 27 |
| 6 | Phillips, Tony | 1 | 12 | 12.00 | 0 | 12 |
| 33 | Pierre-Charles, Ken | 1 | 12 | 12.00 | 0 | 12 |
| | Total | 20 | 246 | 12.30 | 1 | 72 |
| | Opponents | 17 | 123 | 7.24 | 0 | 36 |

| # | Interceptions | NO | YRDS | AVG | TD | LG |
|----|---------------------|-----------|------------|--------------|----------|-----------|
| 30 | Barley, Brenden | 3 | 51 | 17.00 | 0 | 25 |
| 1 | Davis, Blake | 3 | 0 | 0.00 | 0 | 0 |
| 10 | Lee-Collins, Caleb | 2 | 30 | 15.00 | 1 | 22 |
| 7 | Jones, David | 2 | 0 | 0.00 | 0 | 0 |
| 83 | Williams, Joel | 2 | -1 | -0.50 | 0 | 0 |
| 15 | Marshall, Patrick | 1 | 6 | 6.00 | 0 | 6 |
| 43 | Johnson, Marcellius | 1 | 0 | 0.00 | 0 | 0 |
| 3 | Linzer, Markel | 1 | 0 | 0.00 | 0 | 0 |
| | Total | 15 | 86 | 5.73 | 1 | 25 |
| | Opponents | 12 | 144 | 12.00 | 1 | 50 |

| # | Kick Returns | NO | YRDS | AVG | TD | LG |
|----|------------------|-----------|------------|--------------|----------|-----------|
| 8 | Robinson, Javon | 13 | 297 | 22.85 | 0 | 38 |
| 23 | Elder, Keilon | 8 | 188 | 23.50 | 0 | 65 |
| 17 | Williams, Tylon | 6 | 179 | 29.83 | 1 | 94 |
| 3 | Bellazar, Jacoby | 8 | 157 | 19.63 | 0 | 57 |
| | Frazier, Andrew | 4 | 59 | 14.75 | 0 | 23 |
| 82 | Johnson, Joshua | 2 | 33 | 16.50 | 0 | 26 |
| 24 | Talbert, Dedrick | 2 | 29 | 14.50 | 0 | 17 |
| 7 | Jones, David | 1 | 19 | 19.00 | 0 | 19 |
| | Linzer, Markell | 1 | 14 | 14.00 | 0 | 14 |
| 86 | Bernard, Charles | 1 | 0 | 0.00 | 0 | 0 |
| 6 | Phillips, Tony | 1 | 0 | 0.00 | 0 | 0 |
| | Total | 47 | 975 | 20.74 | 1 | 94 |
| | Opponents | 24 | 402 | 16.75 | 0 | 35 |

| # | Fumble Returns | NO | YRDS | AVG | TD | LG |
|----|-------------------|----------|------------|--------------|----------|-----------|
| 42 | Darling, Josh | 1 | 45 | 45.00 | 1 | 45 |
| 42 | Darling, Josh | 1 | 45 | 45.00 | 1 | 45 |
| 1 | Davis, Blake | 1 | 35 | 35.00 | 1 | 35 |
| 6 | Jones, Andrew | 1 | 30 | 30.00 | 1 | 30 |
| 15 | Marshall, Patrick | 1 | 4 | 4.00 | 1 | 4 |
| | Total | 5 | 159 | 31.80 | 5 | 45 |
| | Opponents | 0 | 0 | 0 | 0 | 0 |

2024 Grambling State University Football Overall Statistics (as of Nov 30, 2024)

| # | Scoring | TD | FG | KICK | RUSH | PAT | | | SAF | PTS |
|----|----------------------|-----------|-----------|--------------|------------|----------|------------|----------|----------|------------|
| | | | | | | RCV | PASS | DXP | | |
| 96 | Harradine, Reed | — | 13 | 33-35 | — | — | — | — | — | 72 |
| 0 | Bradford, Tre | 5 | — | — | — | — | — | — | — | 30 |
| 9 | Hargrove, Ke'travion | 4 | — | — | — | — | — | — | — | 24 |
| 24 | Talbert, Dedrick | 4 | — | — | 0-1 | — | — | — | — | 24 |
| 23 | Elder, Keilon | 3 | — | — | — | — | — | — | — | 18 |
| 5 | Bailey, Deljay | 2 | — | — | — | — | — | — | — | 12 |
| 8 | Robinson, Javon | 2 | — | — | — | — | — | — | — | 12 |
| 1 | Waters, JR | 2 | — | — | — | — | — | — | — | 12 |
| 3 | Bellazar, Jacoby | 1 | — | — | — | — | — | — | — | 6 |
| 42 | Darling, Josh | 1 | — | — | — | — | — | — | — | 6 |
| 1 | Davis, Blake | 1 | — | — | — | — | — | — | — | 6 |
| | Hargrove, Ke'tr | 1 | — | — | — | — | — | — | — | 6 |
| 28 | Harris, Marquis | 1 | — | — | — | — | — | — | — | 6 |
| 88 | Howard, Nicholas | 1 | — | — | — | — | — | — | — | 6 |
| | Howard, Nick | 1 | — | — | — | — | — | — | — | 6 |
| 2 | Johnson, Jalen | 1 | — | — | — | — | — | — | — | 6 |
| 6 | Jones, Andrew | 1 | — | — | — | — | — | — | — | 6 |
| 42 | Darling, Josh | 1 | — | — | — | — | — | — | — | 6 |
| 18 | Knighten, Covadis | 1 | — | — | — | — | — | — | — | 6 |
| 10 | Lee-Collins, Caleb | 1 | — | — | — | — | — | — | — | 6 |
| 15 | Marshall, Patrick | 1 | — | — | — | — | — | — | — | 6 |
| 6 | Phillips, Tony | 1 | — | — | — | — | — | — | — | 6 |
| | Simmons, Khristopher | 1 | — | — | — | — | — | — | — | 6 |
| 17 | Williams, Tylon | 1 | — | — | — | — | — | — | — | 6 |
| 7 | Crawley, Myles | — | — | — | 0-2 | 1 | 1-2 | — | — | 2 |
| | Total | 38 | 13 | 33-35 | 0-3 | 1 | 1-2 | — | — | 302 |
| | Opponents | 35 | 17 | 32-32 | 2-3 | — | 0-3 | — | — | 299 |

| # | Field Goals | FGM-FGA | PCT | I20 | 20-29 | 30-39 | 40-49 | 50+ | LG | BLK |
|----|------------------|--------------|---------------|------------|------------|------------|--------------|------------|-----------|----------|
| 96 | Harradine, Reed | 13-19 | 68.42% | 0-0 | 4-4 | 5-6 | 2-4 | 2-5 | 50 | 1 |
| | Total | 13-19 | 68.42% | 0-0 | 4-4 | 5-6 | 2-4 | 2-5 | 50 | 1 |
| | Opponents | 17-22 | 77.27% | 0-0 | 3-5 | 0-0 | 14-17 | 0-0 | 47 | 3 |

| FG Sequence | Grambling | Opponents |
|--------------------|----------------|-------------------|
| Louisiana | 48,(50) | (41),(27) |
| Tuskegee | (36),55 | 22,(36),(47) |
| Texas A&M-Commerce | 40 | - |
| Jackson St. | 32,(29),(32) | - |
| Prairie View | 53,(29),(36) | (42),(35) |
| Alcorn | (30),(22),(44) | 50,(27) |
| Ark.-Pine Bluff | (48) | - |
| Texas Southern | (38),51 | (46) |
| Bethune-Cookman | - | (40),37 |
| Alabama St. | (50) | (45),(20),(26),28 |

| # | Total Offense | G | Plays | Rush | Pass | Total | AVG/G |
|----|----------------------|-----------|------------|-------------|-------------|-------------|---------------|
| 7 | Crawley, Myles | 10 | 291 | -63 | 1598 | 1535 | 153.50 |
| 5 | Bailey, Deljay | 7 | 108 | 42 | 440 | 482 | 68.86 |
| 9 | Hargrove, Ke'travion | 11 | 95 | 432 | 0 | 432 | 39.27 |
| 0 | Bradford, Tre | 12 | 105 | 403 | 0 | 403 | 33.58 |
| 23 | Elder, Keilon | 10 | 40 | 214 | 0 | 214 | 21.40 |
| 24 | Talbert, Dedrick | 11 | 54 | 208 | 0 | 208 | 18.91 |
| | Hargrove, Ke'tr | 1 | 13 | 73 | 0 | 73 | 73.00 |
| 8 | Robinson, Javon | 12 | 5 | 26 | 0 | 26 | 2.17 |
| 95 | Schifano, Johnny | 11 | 1 | 18 | 0 | 18 | 1.64 |
| 6 | Phillips, Tony | 6 | 6 | 9 | 0 | 9 | 1.50 |
| 2 | Johnson, Jalen | 12 | 2 | 4 | 0 | 4 | 0.33 |
| 15 | Frye, Ashton | 3 | 14 | -21 | 9 | -12 | -4.00 |
| | Team | 12 | 9 | -5 | 0 | -5 | -0.42 |
| | Total | 12 | 743 | 1340 | 2047 | 3387 | 282.25 |
| | Opponents | 12 | 794 | 1760 | 2771 | 4531 | 377.58 |

| # | Punting | NO | YDS | AVG | LG | TB | FC | I20 | 50+ | BLK |
|----|------------------|-----------|-------------|--------------|-----------|----------|-----------|-----------|----------|----------|
| 95 | Schifano, Johnny | 67 | 2729 | 40.73 | 65 | 2 | 29 | 28 | 7 | 0 |
| | Schifano, Johnn | 6 | 254 | 42.33 | 53 | 0 | 4 | 2 | 1 | 0 |
| 96 | Harradine, Reed | 3 | 117 | 39.00 | 40 | 0 | 1 | 1 | 0 | 0 |
| | Team | 1 | 40 | 40.00 | 40 | 0 | 1 | 0 | 0 | 0 |
| | Total | 77 | 3140 | 40.78 | 65 | 2 | 35 | 31 | 8 | 0 |
| | Opponents | 63 | 2252 | 35.75 | 56 | 5 | 21 | 19 | 3 | 4 |

| # | Kickoffs | NO | YDS | AVG | TB | OB |
|----|------------------|-----------|-------------|-------------|-----------|----------|
| 96 | Harradine, Reed | 57 | 3532 | 62.0 | 29 | 4 |
| 95 | Schifano, Johnny | 2 | 113 | 56.5 | 0 | 0 |
| | Total | 59 | 3645 | 61.8 | 29 | 4 |
| | Opponents | 59 | 3389 | 57.4 | 7 | 0 |

DEFENSIVE STATISTICS \\\

INTRODUCTION \\\ MEDIA \\\ 2022 SEASON PREVIEW \\\ COACHING STAFF \\\ ADMINISTRATION \\\ 2022 REVIEW \\\ RECORDS \\\ HISTORY \\\ CONFERENCE

| # | Defensive Leaders | GP | Tackles | | | | Sacks NO-YDS | Pass Defense | | | Fumbles | | Blocked | |
|----|----------------------|----|---------|------|-------|---------|-----------------|--------------|----|-----|---------|----|---------|-----|
| | | | Solo | ASST | TOT | TFL-YDS | | INT-YDS | BU | QBH | RCV-YDS | FF | KICK | SAF |
| 6 | Jones, Andrew | 12 | 57 | 65 | 122.0 | 20.5-71 | 3.0-22 | — | — | 1 | 1-30 | 1 | — | — |
| 4 | Cage, Bryce | 12 | 25 | 24 | 49.0 | 11.0-63 | 4.0-44 | — | — | 5 | — | 1 | — | — |
| 7 | Jones, David | 12 | 37 | 12 | 49.0 | 2.0-4 | — | 2-0 | 5 | 1 | — | 1 | — | — |
| 98 | Hardy, Jaden | 12 | 15 | 27 | 42.0 | 5.0-13 | 1.0-7 | — | — | 2 | 1-0 | 1 | — | — |
| 1 | Davis, Blake | 12 | 31 | 10 | 41.0 | 3.5-10 | 2.0-7 | 3-0 | 4 | — | 1-35 | — | 1 | — |
| 30 | Barley, Brenden | 9 | 21 | 18 | 39.0 | 5.0-22 | 1.0-13 | 3-51 | 2 | — | — | — | — | — |
| 10 | Lee-Collins, Caleb | 12 | 15 | 18 | 33.0 | 2.0-6 | — | 2-30 | 1 | — | — | — | — | — |
| 5 | Henderson, Calvin | 12 | 16 | 15 | 31.0 | — | — | — | 2 | — | 2-0 | — | 1 | — |
| 21 | Jordan, Jamal | 10 | 11 | 20 | 31.0 | 1.0-10 | — | — | — | — | 1-0 | 1 | — | — |
| 26 | Caston, Cisco | 9 | 21 | 7 | 28.0 | 0.5-1 | — | — | — | — | — | — | — | — |
| 13 | Washington , Isaac | 12 | 9 | 19 | 28.0 | 6.0-27 | 2.0-13 | — | 1 | 1 | 1-0 | — | — | — |
| 15 | Marshall, Patrick | 12 | 17 | 10 | 27.0 | 2.0-10 | 1.0-6 | 1-6 | 1 | 2 | 1-4 | 1 | — | — |
| 83 | Williams, Joel | 11 | 13 | 14 | 27.0 | 3.0-11 | 0.5-3 | 2--1 | 3 | — | — | — | — | — |
| 9 | Horton, Jon | 8 | 13 | 12 | 25.0 | 7.5-31 | 4.5-28 | — | 1 | 2 | 1-0 | — | — | — |
| 94 | Rudolph, Jalen | 10 | 5 | 14 | 19.0 | 4.5-19 | 2.0-14 | — | — | 1 | — | 1 | — | — |
| 3 | Linzer, Markel | 6 | 11 | 7 | 18.0 | — | — | 1-0 | — | — | — | — | — | — |
| 72 | Scott, J'Cobe | 12 | 6 | 10 | 16.0 | 1.5-8 | 1.0-6 | — | — | 1 | — | — | — | — |
| 14 | Jones, Duece | 7 | 8 | 6 | 14.0 | 0.5-0 | — | — | — | — | — | — | — | — |
| 92 | Francis, Kilas | 9 | 5 | 8 | 13.0 | 1.5-3 | — | — | — | — | 1-0 | — | — | — |
| 11 | Turner, Nick | 11 | 10 | 3 | 13.0 | — | — | — | — | — | — | — | — | — |
| 42 | Darling, Josh | 12 | 7 | 5 | 12.0 | 3.0-13 | 1.0-11 | — | — | — | 1-45 | — | — | — |
| 43 | Johnson , Marcellius | 9 | 3 | 9 | 12.0 | — | — | 1-0 | — | — | — | — | — | — |
| 42 | Darling, Josh | 12 | 7 | 5 | 12.0 | 3.0-13 | 1.0-11 | — | — | — | 1-45 | — | — | — |
| 44 | Garner, Micheal | 6 | 6 | 5 | 11.0 | 4.5-19 | 2.0-12 | — | — | 4 | — | 1 | — | — |
| 33 | Pierre-Charles, Ken | 9 | 3 | 5 | 8.0 | 0.5-0 | — | — | 1 | — | — | — | 2 | — |
| 9 | Horton, Jonathan | 2 | 4 | 2 | 6.0 | — | — | — | — | — | — | — | — | — |
| 2 | Thomas, Kevin | 4 | 3 | 3 | 6.0 | — | — | — | — | — | — | — | — | — |
| 43 | Johnson, Marcel | 1 | 3 | 2 | 5.0 | 0.5-1 | — | — | — | — | — | — | — | — |
| 91 | Scott, Jaydon | 4 | 1 | 4 | 5.0 | — | — | — | — | — | — | 1 | — | — |
| 8 | Smith, Osiris | 6 | 4 | 1 | 5.0 | 1.0-1 | — | — | — | — | — | — | — | — |
| 0 | Talley , Quintin | 2 | 1 | 4 | 5.0 | — | — | — | — | — | — | — | — | — |
| 28 | Harris, Marquis | 11 | 2 | 2 | 4.0 | — | — | — | — | — | — | — | 1 | — |
| 29 | Williams, Christen | 8 | 4 | — | 4.0 | — | — | — | — | — | — | — | 1 | — |
| 18 | Williams, Devin | 5 | — | 4 | 4.0 | — | — | — | — | — | — | — | — | — |
| 3 | Linzer, Markell | 2 | 2 | 1 | 3.0 | — | — | — | — | — | — | — | — | — |
| 17 | Randall III, Eric | 6 | 2 | 1 | 3.0 | — | — | — | — | — | — | — | — | — |
| TM | Team | 12 | 3 | — | 3.0 | — | — | — | — | — | — | 1 | — | — |
| 23 | Elder, Keilon | 10 | 2 | — | 2.0 | — | — | — | — | — | — | — | — | — |
| 99 | Nelson, Noah | 5 | 1 | 1 | 2.0 | — | — | — | — | — | — | — | 1 | — |
| 40 | Raymond, Ashton | 2 | 2 | — | 2.0 | — | — | — | — | — | — | — | — | — |
| 1 | Waters, JR | 12 | 2 | — | 2.0 | — | — | — | 1 | — | — | — | — | — |
| 3 | Bellazar, Jacoby | 11 | 1 | — | 1.0 | — | — | — | — | — | — | — | — | — |
| 1C | Dicker, Nae'sean | 1 | — | 1 | 1.0 | 0.5-1 | — | — | — | — | — | — | — | — |
| 93 | Eaglin iii, James | 5 | — | 1 | 1.0 | — | — | — | — | — | — | — | — | — |
| 85 | Forrest, Tony | 11 | 1 | — | 1.0 | — | — | — | — | — | — | — | — | — |
| 16 | Foster, Louis | 1 | 1 | — | 1.0 | — | — | — | — | — | — | — | — | — |
| 45 | Frazier, Ricky | 3 | 1 | — | 1.0 | — | — | — | — | — | — | — | — | — |
| 19 | Guillard, Jalen | 1 | 1 | — | 1.0 | — | — | — | — | — | — | — | — | — |
| 9 | Hargrove, Ke'travion | 11 | 1 | — | 1.0 | — | — | — | — | — | — | — | — | — |
| 47 | Hoff, Payton | 11 | 1 | — | 1.0 | — | — | — | — | — | — | — | — | — |
| 2 | Johnson, Jalen | 12 | 1 | — | 1.0 | — | — | — | — | — | — | — | — | — |
| 27 | Johnson, Jay'Shaun | 3 | 1 | — | 1.0 | — | — | — | — | — | — | — | — | — |
| 18 | Knighten, Covadis | 11 | 1 | — | 1.0 | — | — | — | — | — | — | — | — | — |
| 19 | Lewis, Julien | 9 | 1 | — | 1.0 | — | — | — | — | — | — | — | — | — |
| 13 | Malone, Tydre | 1 | — | 1 | 1.0 | — | — | — | — | — | — | — | — | — |
| 50 | Martin, Tahj | 12 | 1 | — | 1.0 | — | — | — | — | — | — | — | — | — |
| 34 | Payne, Julian | 1 | — | 1 | 1.0 | — | — | — | — | — | — | — | — | — |
| 58 | Ratliff, Noah | 1 | 1 | — | 1.0 | — | — | — | — | — | — | — | — | — |
| 97 | Scott, Chris | 1 | 1 | — | 1.0 | — | — | — | — | — | — | — | — | — |
| 5 | Bailey, Deljay | 7 | — | — | — | — | — | — | — | — | — | — | — | — |
| 0 | Bradford, Tre | 12 | — | — | — | — | — | — | — | — | — | — | — | — |

GAME 1 RECAP \\\

LOUISIANA 40, GRAMBLING STATE 10

LAFAYETTE, La. | The Grambling State University football team put forth a valiant effort but couldn't upset FBS opponent Louisiana in head coach Mickey Joseph's debut, falling 40-10 on Saturday night at Cajun Field.

GSU (0-1) showed flashes of what could be, making big plays in spurts and coming up with defensive stops in the second half. The Tigers surrendered 30 points in the first half but played the Ragin' Cajuns tough in the season limited the UL to 10 points over the final two periods.

Starting quarterback Myles Crawley had an efficient night, going 19-for-28 for 166 yards and one interception. His top target was Nick Howard who snagged five passes for 68 yards.

Ke'Travion Hargrove led the GSU rushing attack with 61 yards on 12 carries.

Defensively, GSU newcomer Blake Davis had a solid night racking up a game-high eight total tackles with seven solo stops. He also had an interception and a sack.

Another positive note for the Tigers came in the penalty department. A year ago, GSU was the penalized team in the country, averaging 81.4 yards in penalties per game. On Saturday night, Grambling State committed just six penalties for just 25 yards.

"I was happy because they didn't quit and they fought to the end," said Joseph "I've got to do a better job of getting ourselves ready to play in games like this where you are playing up. Louisiana is a well-coached football team and they're postseason football team, but we still know we're a good football team."

Louisiana got things going early, moving into GSU territory on its first play from scrimmage, courtesy of a 50-yard completion by Harvey Broussard. A few plays later, the Ragin' Cajuns got on the board on a 6-yard run by Dre'lyn Wahsington to go up 7-0 to go in the first quarter.

The Ragin Cajuns made 14-0 after Ben Wooldrige found Broussard for 13-yard TD pass with 13:30 remaining in the half. UL pushed its lead to 30-0 heading into the half.

On Louisiana's first drive of the second half, Davis nabbed his first interception of the year, giving the Tigers the ball at their own 44-yard line. Grambling State couldn't convert the takeaway into points, however.

Following another UL touchdown, Grambling State puts its best drive of the game together going 75 yards in nine plays, culminated in a 1-yard touchdown gallop by Hargrove. That score made it a 37-7 game with 4:35 to go in the third quarter.

Trailing 40-7 with 1:55 remaining in the contest, Reed Harradine capped the scoring with a 50-yard field goal. It was the first time a Grambling State kicker made a field goal greater than 50 yards since Marc Orozco nailed 52-yard field goal against Alcorn State on Oct. 20, 2018.

Wooldridge paced Louisiana's passing game, throwing for 308 yards, three touchdowns and an interception on 25-of-33 passing.



Grambling (0-1, 0-0) vs- Louisiana (1-0, 0-0) 08/31/2024 at LAFAYETTE, Louisiana (Cajun Field)

| Date: | 08/31/2024 | | | | |
|-------------------|------------------------------------|-----|-----|-----|-------|
| Site: | LAFAYETTE, Louisiana (Cajun Field) | | | | |
| Attendance: | 23,107 | | | | |
| Score By Quarters | | | | | |
| | 1st | 2nd | 3rd | 4th | Total |
| GSU | 0 | 0 | 7 | 3 | 10 |
| UL | 7 | 23 | 7 | 3 | 40 |

Scoring Summary

| Qtr | Time | Scoring Play | GSU | UL |
|-----|-------|--|-----|----|
| 1st | 09:04 | UL - Washington,Dre'lyn 6 yd run (Almendares,Kenneth kick), 8 plays, 82 yards, TOP 03:24 | 0 | 7 |
| 2nd | 13:30 | UL - Broussard,Harvey 13 yd pass from Wooldridge,Ben (Almendares,Kenneth kick) 12 plays, 69 yards, TOP 06:50 | 0 | 14 |
| 2nd | 10:07 | UL - Kibodi,Caleb 50 yd interception (Almendares,Kenneth kick) | 0 | 21 |
| 2nd | 04:06 | UL - Smith,Tavion 56 yd pass from Wooldridge,Ben () 6 plays, 89 yards, TOP 02:59 | 0 | 27 |
| 2nd | 00:39 | UL - Almendares,Kenneth 41 yd field goal 6 plays, 24 yards, TOP 01:09 | 0 | 30 |
| 3rd | 08:46 | UL - Carter,Terrance 10 yd pass from Wooldridge,Ben (Almendares,Kenneth kick) 7 plays, 79 yards, TOP 03:00 | 0 | 37 |
| 3rd | 04:35 | GSU - Hargrove,Ke'Travion 1 yd run (Harradine,Reed kick), 9 plays, 75 yards, TOP 04:11 | 7 | 37 |
| 4th | 03:33 | UL - Sterner,Tony 27 yd field goal 10 plays, 70 yards, TOP 05:52 | 7 | 40 |
| 4th | 01:55 | GSU - Harradine,Reed 50 yd field goal 5 plays, 32 yards, TOP 01:26 | 10 | 40 |

Kickoff Time: 07:03 PM End of Game: 10:05 PM Duration: 03:02
 Referee: Pitts,Ted Line Judge: Quinn,Dion Side Judge: Kirkland,Brandon Umpire: Walker,Mark
 Back Judge: Johnson,Wayne Score Keeper: Linesman: Godfrey,Richard Field Judge: Harris,Brandon
 Weather: Sunny

| Team Statistics | | GSU | UL |
|------------------------------|--|---------|---------|
| FIRST DOWNS | | 12 | 24 |
| Rushing | | 4 | 7 |
| Passing | | 8 | 16 |
| Penalty | | 0 | 1 |
| NET YARDS RUSHING | | 75 | 118 |
| Attempts | | 20 | 28 |
| Avg. Per Rush | | 3.8 | 4.2 |
| Rushing TDs | | 1 | 1 |
| Yards Gained | | 91 | 129 |
| Yds. Lost | | 16 | 11 |
| NET YARDS Passing | | 166 | 363 |
| Comp. - Att. - Int. | | 19-28-1 | 29-38-1 |
| Avg. / Att. | | 5.9 | 9.6 |
| Avg. / Comp. | | 8.7 | 12.5 |
| TDs | | 0 | 3 |
| TOTAL OFFENSE YARDS | | 241 | 481 |
| Plays | | 48 | 66 |
| Avg. / Play | | 5 | 7.3 |
| Fumbles - Lost | | 0-0 | 1-0 |
| Penalties - Yards | | 6-25 | 1-5 |
| PUNTS-YARDS | | 5-213 | 0-0 |
| Avg. / Punt | | 42.6 | 0 |
| Net / Punt | | 43.4 | NaN |
| Inside 20 | | 3 | 0 |
| 50+ Yards | | 1 | 0 |
| Touchbacks | | 0 | 0 |
| Fair Catch | | 2 | 0 |
| KICKOFFS-YARDS | | 3-195 | 8-474 |
| Avg. Yards / Kickoff | | 65.0 | 59.3 |
| Net Yards / Kickoff | | 40.7 | 49.6 |
| Touchbacks | | 1 | 0 |
| Fair Catch | | 0 | 62 |
| RETURNS | | | |
| Punt: Total - Yards - TDs | | 0-0-0 | 2--4-0 |
| Punt: Avg. / Return | | NaN | -2.0 |
| Kickoff: Total - Yards - TDs | | 5-77-0 | 2-53-0 |
| Kickoff: Avg. / Return | | 15.4 | 26.5 |
| INT: Total - Yards - TDs | | 1-0-0 | 1-50-1 |
| Fumble: Total - Yards - TDs | | 0-0-0 | 0-0-0 |
| MISCELLANEOUS | | | |
| Miscellaneous Yards | | 0 | 0 |
| Possession Time | | 25:42 | 34:18 |
| 1st Quarter | | 6:16 | 8:44 |
| 2nd Quarter | | 9:22 | 5:38 |
| 3rd Quarter | | 5:56 | 9:04 |
| 4th Quarter | | 4:08 | 10:52 |
| 3rd Down Conversions | | 4 of 11 | 7 of 11 |
| 4th Down Conversions | | 0 of 0 | 0 of 1 |
| Red-Zone Scores-Chances | | 1-1 | 4-5 |
| Touchdowns | | 1-1 | 3-5 |
| Field Goals | | 0-1 | 1-5 |
| Sacks: Total - Yards | | 1-5 | 0-0 |
| PAT: Total - Made | | 1-1 | 4-4 |
| Field Goals: Total - Made | | 1-2 | 2-2 |

">>>>>>>>>> 2024 GAME-BY-GAME RECAPS

GAME 4 \\\

GRAMBLING STATE 41, JACKASON STATE 20

GRAMBLING, La. | In front of a crowd of 19,085, the Grambling State University football team sailed past Jackson State for a 41-20 victory at Eddie G. Robinson Memorial Stadium on Saturday night.

The story of the night was the opportunistic defense for GSU (3-1). Grambling State's defensive unit forced five turnovers and scored two touchdowns in the win. It was the fourth consecutive game that GSU registered a takeaway and the third game in a row that the defense scored a touchdown.

GSU's defense which leads the nation in interceptions, takeaways, and defensive touchdowns, surrendered 438 yards of total offense. JSU (2-2) put up 279 passing yards, with touchdown passes of 70 and 66 yards.

Andrew Jones, who was named the SWAC Defensive Player of the Week earlier in the week, had another big game making a team-high 11 total tackles with six solo stops. He also registered a sack and with 2.5 TFLs.

Offensively, Grambling put up 271 yards of offense. Myles Crawley completed 16-of-28 passes for 167 yards and a touchdown. His top target was Javon Robinson who made five receptions for 44 yards.

Ke'Travin "Bull" Hargrove led the GSU ground attack, rushing for 81 yards and two TDs on 12 carries. As a team, Grambling ran for 104 yards.

Grambling State got things started quickly driving 77 yards in eight plays on its first drive to take a 7-0 lead with 12:01 on the clock. The score was set up by a pair of big gains by Hargrove. On first and 10 from its own 34-yard line, a 36-yard run put Hargrove moved the into JSU territory and the 30-yard line. Hargrove caught a short pass that he turned into a 20-yard gain, giving GSU 1st and goal at the 10-yard line. On 3rd and goal, Hargrove carried the ball into the end zone for a 7-yard score.

After forcing a Jackson State punt, Grambling's JR Waters caught a 22-yard TD pass from Crawley, giving GSU a 14-0 cushion heading into the second quarter.

Leading 14-13 with 57 seconds remaining in the first half, GSU's Caleb Lee-Collins stepped in front of Cam'Ron McCoy's pass and turned it into a 22-yard pick six, giving GSU a 21-13 lead a halftime.

JSU cut the lead down to 21-20 on a 66-yard touchdown throw from Jacobian Morgan to Ja'Naylon Dupree with 3:23 left in the third quarter. On Jackson State's next drive, Morgan fumbled on JSU's 4-yard line and Patrick Marshall fell on top of it in the end zone for another GSU touchdown, making it 28-20 with 42 seconds left in the third.

Grambling State forced another turnover on Jackson State's ensuing possession when Brenden Barley picked off Morgan at the JSU 38-yard line. It was Barley's nation-leading third interception of the season.

GSU converted that turnover into points when Hargrove scored a 1-yard TD to put GSU ahead 35-20 with 13:19 remaining in the game.

Kicker Reed Harradine wrapped up the scoring by drilling field goals of 29 and 32 yards.



Jackson St. (2-2, 0-0) -vs- Grambling (3-1, 0-0)
09/21/2024 at Grambling, Louisiana (Robinson)

Date: 09/21/2024
Site: Grambling, Louisiana (Robinson)
Attendance: 19,085

| Score By Quarters | 1st | 2nd | 3rd | 4th | Total |
|-------------------|-----|-----|-----|-----|-------|
| JSU | 0 | 13 | 7 | 0 | 20 |
| GSU | 14 | 7 | 7 | 13 | 41 |

Scoring Summary

| Qtr | Time | Scoring Play | JSU | GSU |
|-----|-------|--|-----|-----|
| 1st | 12:01 | GSU - Hargrove,Ke'Travin 7 yd run (Harradine,Reed kick), 7 plays, 77 yards, TOP 02:52 | 0 | 7 |
| 1st | 05:36 | GSU - Waters,JR 22 yd pass from Crawley,Myles (Harradine,Reed kick) 8 plays, 49 yards, TOP 04:05 | 0 | 14 |
| | | JSU - Fortilien,Joanes 70 yd pass from McCoy,Cam'Ron (Baeza,Gerardo kick) 1 plays, 70 yards, TOP 00:12 | 7 | 14 |
| 2nd | 12:32 | | | |
| 2nd | 02:20 | JSU - Terrell Jr.,Travis 33 yd run (), 8 plays, 75 yards, TOP 03:38 | 13 | 14 |
| 2nd | 00:47 | GSU - Lee-Collins,Caleb 22 yd interception (Harradine,Reed kick) | 13 | 21 |
| 3rd | 03:23 | TOP 01:56 | | |
| 3rd | 00:42 | GSU - Marshall,Patrick 4 yd fumble recovery (Harradine,Reed kick) | 20 | 21 |
| 4th | 13:19 | GSU - Hargrove,Ke'Travin 1 yd run (Harradine,Reed kick), 4 plays, 13 yards, TOP 01:41 | 20 | 35 |
| 4th | 04:30 | GSU - Harradine,Reed 29 yd field goal 6 plays, 14 yards, TOP 03:29 | 20 | 38 |
| 4th | 01:08 | GSU - Harradine,Reed 32 yd field goal 4 plays, 6 yards, TOP 01:52 | 20 | 41 |

Kickoff Time: 06:03 PM End of Game: 09:41 PM Duration: 03:38
Referee: Pinkard,Nathan Line Judge: Fleming,Corey Side Judge: Copeland,Cecil Umpire: Demerson,Chris
Back Judge: Hamilton,Larry Score Keeper: Linesman: Ford,Talmadge Field Judge: Morgan,Martin
Temperature: 92 Wind: SE 4mph Weather: Sunny

| Team Statistics | JSU | GSU |
|------------------------------|---------|---------|
| FIRST DOWNS | 16 | 17 |
| Rushing | 8 | 6 |
| Passing | 8 | 8 |
| Penalty | 0 | 3 |
| NET YARDS RUSHING | 159 | 104 |
| Attempts | 31 | 39 |
| Avg. Per Rush | 5.1 | 2.7 |
| Rushing TDs | 1 | 2 |
| Yards Gained | 190 | 138 |
| Yds. Lost | 31 | 34 |
| NET YARDS Passing | 279 | 167 |
| Comp. - Att. - Int. | 13-29-2 | 16-28-0 |
| Avg. / Att. | 9.6 | 6.0 |
| Avg. / Comp. | 21.5 | 10.4 |
| TDs | 2 | 1 |
| TOTAL OFFENSE YARDS | 438 | 271 |
| Plays | 60 | 67 |
| Avg. / Play | 7.3 | 4 |
| Fumbles - Lost | 4-3 | 0-0 |
| Penalties - Yards | 11-111 | 4-25 |
| PUNTS-YARDS | 4-102 | 6-245 |
| Avg. / Punt | 25.5 | 40.8 |
| Net / Punt | 25.5 | 40.3 |
| Inside 20 | 1 | 4 |
| 50+ Yards | 0 | 0 |
| Touchbacks | 0 | 0 |
| Fair Catch | 1 | 2 |
| KICKOFFS-YARDS | 4-248 | 8-496 |
| Avg. Yards / Kickoff | 62.0 | 62.0 |
| Net Yards / Kickoff | 39.8 | 45.6 |
| Touchbacks | 0 | 2 |
| Fair Catch | 0 | 0 |
| RETURNS | | |
| Punt: Total - Yards - TDs | 2-3-0 | 0-0-0 |
| Punt: Avg. / Return | 1.5 | NaN |
| Kickoff: Total - Yards - TDs | 5-91-0 | 4-89-0 |
| Kickoff: Avg. / Return | 18.2 | 22.3 |
| INT: Total - Yards - TDs | 0-0-0 | 2-47-1 |
| Fumble: Total - Yards - TDs | 0-0-0 | 1-4-1 |
| MISCELLANEOUS | | |
| Miscellaneous Yards | 0 | 0 |
| Possession Time | 25:12 | 34:48 |
| 1st Quarter | 7:56 | 7:04 |
| 2nd Quarter | 6:35 | 8:25 |
| 3rd Quarter | 6:21 | 8:39 |
| 4th Quarter | 4:20 | 10:40 |
| 3rd Down Conversions | 3 of 12 | 4 of 14 |
| 4th Down Conversions | 1 of 3 | 0 of 0 |
| Red-Zone Scores-Chances | 0-0 | 5-7 |
| Touchdowns | 0-0 | 3-7 |
| Field Goals | 0-0 | 2-7 |
| Sacks: Total - Yards | 2-15 | 2-16 |
| PAT: Total - Made | 2-2 | 5-5 |
| Field Goals: Total - Made | 0-0 | 2-3 |

CONFERENCE \\\ HISTORY \\\ RECORDS \\\ 2023 REVIEW \\\ ADMINISTRATION \\\ COACHING STAFF \\\ 2024 SEASON PREVIEW \\\ MEDIA \\\ INTRODUCTION

GAME 5 //

GRAMBLING STATE 34, PRAIRIE VIEW A&M 36 (5OT)

DALLAS, Texas | The Grambling State University football team dropped its Southwestern Athletic Conference (SWAC) opener to Prairie View A&M, 36-34, in a five-overtime marathon on Saturday evening in the 99th State Fair Classic at the Cotton Bowl Stadium.

GSU (3-2 overall, 0-1 SWAC) led 17-7 at halftime, but couldn't find its rhythm in the second half, allowing PVAMU (2-3, 1-2) to rally back for its first conference win of the year.

Offensively, Grambling State out-gained Prairie View A&M 386 to 303. Starting quarterback Myles Crawley accumulated 286 of those yards through the air. He completed 29-of-48 passes with two touchdowns and two interceptions.

Crawleys top targets were Javon Robinson and Julien Lewis who both caught six passes. Robinson had 48 receiving yards while Lewis had 47.

Ke'Travinon "Bull" Hargrove ran for 61 yards on 15 carries. Detric Talbert and Tre Bradford accounted for the rushing touchdowns for the Tigers with Talbert running for 36 yards and a score on three touches and Bradford rushing for eight yards and a score.

Andrew Jones once again led the GSU defense in tackles with 11 total stops, three solo tackles and one tackle for loss.

Grambling State got the scoring started in the second quarter when Crawley connected with Khris Simmons for a 23-yard touchdown, giving GSU a 7-0 lead with 14:52 to go in the half. It was Simmons' first TD reception of the season.

Prairie View A&M responded two drives later with a 1-yard run by Lamagea McDowell, tying the game 7-7 with 8:46 remaining in the half.

With 6:26 on the clock, Caleb Lee-Collins picked off PVAMU's Cameron Peters at the GSU 49-yard line. That takeaway led to another GSU TD; a 9-yard gallop by Tre Bradford, making it 14-7 Tigers with 4:18 left until halftime.

Reed Harradine's 29-yard field goal with four seconds left in the half gave GSU a 17-7 cushion heading into the break.

The Panthers pulled within a touchdown, 17-10, on their first drive of the second half on a 42-yard field goal by Guillermo at the 9:47 mark.

After PVAMU's Cameron Franklin intercepted Crawley's pass to Jacoby Bellazar at the GSU 37-yard line with 2:07 remaining in the third quarter, the Panthers utilized the short field, eventually scoring on a 9-yard run by quarterback Jaden Johnson and tying the game 17-17 with 13:50 remaining regulation.

Prairie View A&M picked off another pass when JR Coleman snagged an errant throw and set the Panthers up at the GSU 39 yard-line with 9:52 left. PVAMU immediately made GSU pay on a 39-yard TD run by Connor Wisham, giving the Panthers their first lead of the day, 24-17.

Grambling State tied the game on its final drive of regulation, moving the ball to the Panther's 47-yard line. No play, however, was bigger than Marquise Harris helping GSU convert a 4th and 18 but making a 38-yard reception near the Tigers' sideline to keep game alive and giving GSU 1st and goal at the 9-yard line.

Two plays later, Crawley tossed the game-tying touchdown, a 12-yard strike, to a wide-open Jalen Johnson with 38 seconds to go.

In the first overtime, Grambling State started on offense. On third down from the PVAMU 16 yard, Talbert scampered into the end zone to GSU a 31-24 lead.

PVAMU responded with a 4-yard TD pass to Jaden Jonson to send the game to a second overtime period.

After trading field goals in the second OT, both defenses would make big stops to keep the game alive.

In the fifth OT, after GSU's offense was stopped, Grambling State's defense seemingly made another stop, but pass interference set the Panthers up just outside the 1-yard line. McDowell burst into the end zone for the game winner.



Prairie View (2-3 , 1-2) -vs- Grambling (3-2 , 0-1)
09/28/2024 at Dallas, Texas (Cotton Bowl)

Date: 09/28/2024
Site: Dallas, Texas (Cotton Bowl)
Attendance: 52,323

| Score By Quarters | 1st | 2nd | 3rd | 4th | OT | OT | OT | OT | OT | Tot |
|-------------------|-----|-----|-----|-----|----|----|----|----|----|-----|
| PVU | 0 | 7 | 3 | 14 | 7 | 3 | 0 | 0 | 2 | 36 |
| GSU | 0 | 17 | 0 | 7 | 7 | 3 | 0 | 0 | 0 | 34 |

Scoring Summary

| Qtr | Time | Scoring Play | PVU | GSU |
|-----|-------|---|-----|-----|
| 2nd | 14:52 | GSU - Simmons,Khristopher 23 yd pass from Crawley,Myles (Harradine,Reed kick) 10 plays, 74 yards, TOP 04:39 | 0 | 7 |
| 2nd | 08:46 | PVU - McDowell,Lamagea 1 yd run (Garcia Rodriguez,Guillermo kick), 4 plays, 40 yards, TOP 02:06 | 7 | 7 |
| 2nd | 04:18 | GSU - Bradford,Tre 9 yd run (Harradine,Reed kick), 6 plays, 51 yards, TOP 02:08 | 7 | 14 |
| 2nd | 00:04 | GSU - Harradine,Reed 29 yd field goal 12 plays, 40 yards, TOP 02:54 | 7 | 17 |
| 3rd | 09:47 | PVU - Garcia Rodriguez,Guillermo 42 yd field goal 11 plays, 50 yards, TOP 05:13 | 7 | 17 |
| 4th | 13:50 | PVU - Johnson,Jaden 9 yd run (Garcia Rodriguez,Guillermo kick), 6 plays, 37 yards, TOP 03:17 | 17 | 17 |
| 4th | 09:43 | PVU - Wisham,Connor 39 yd run (Garcia Rodriguez,Guillermo kick), 1 plays, 39 yards, TOP 00:09 | 24 | 17 |
| 4th | 00:38 | GSU - Johnson,Jalen 12 yd pass from Crawley,Myles (Harradine,Reed kick) 10 plays, 82 yards, TOP 02:20 | 24 | 24 |
| OT | 00:00 | GSU - Talbert,Detric 16 yd run (Harradine,Reed kick), 3 plays, 25 yards, TOP 00:00 | 24 | 31 |
| OT | 00:00 | PVU - Savage,Shemar 4 yd pass from Johnson,Jaden (Garcia Rodriguez,Guillermo kick) 6 plays, 25 yards, TOP 00:00 | 31 | 31 |
| OT | 00:00 | PVU - Garcia Rodriguez,Guillermo 35 yd field goal 4 plays, 7 yards, TOP 00:00 | 34 | 31 |
| OT | 00:00 | GSU - Harradine,Reed 36 yd field goal 4 plays, 6 yards, TOP 00:00 | 34 | 34 |

| Team Statistics | PVU | GSU |
|------------------------------|---------|---------|
| FIRST DOWNS | 18 | 22 |
| Rushing | 6 | 6 |
| Passing | 9 | 12 |
| Penalty | 3 | 4 |
| NET YARDS RUSHING | 118 | 100 |
| Attempts | 39 | 34 |
| Avg. Per Rush | 3.0 | 2.9 |
| Rushing TDs | 3 | 2 |
| Yards Gained | 171 | 131 |
| Yds. Lost | 53 | 31 |
| NET YARDS Passing | 185 | 286 |
| Comp. - Att. - Int. | 19-29-1 | 29-48-2 |
| Avg. / Att. | 6.4 | 6.0 |
| Avg. / Comp. | 9.7 | 9.9 |
| TDs | 1 | 2 |
| TOTAL OFFENSE YARDS | 303 | 386 |
| Plays | 68 | 82 |
| Avg. / Play | 4.5 | 4.7 |
| Fumbles - Lost | 2-0 | 2-0 |
| Penalties - Yards | 11-95 | 7-75 |
| PUNTS-YARDS | 6-229 | 5-202 |
| Avg. / Punt | 38.2 | 40.4 |
| Net / Punt | 30.7 | 38.0 |
| Inside 20 | 1 | 3 |
| 50+ Yards | 0 | 1 |
| Touchbacks | 1 | 0 |
| Fair Catch | 2 | 2 |
| KICKOFFS-YARDS | 5-310 | 5-324 |
| Avg. Yards / Kickoff | 62.0 | 64.8 |
| Net Yards / Kickoff | 43.4 | 44.6 |
| Touchbacks | 3 | 4 |
| Fair Catch | 0 | 0 |
| RETURNS | | |
| Punt: Total - Yards - TDs | 2-12-0 | 2-25-0 |
| Punt: Avg. / Return | 6.0 | 12.5 |
| Kickoff: Total - Yards - TDs | 1-21-0 | 2-33-0 |
| Kickoff: Avg. / Return | 21.0 | 16.5 |
| INT: Total - Yards - TDs | 2-44-0 | 1-0-0 |
| Fumble: Total - Yards - TDs | 0-0-0 | 0-0-0 |
| MISCELLANEOUS | | |
| Miscellaneous Yards | 24 | 0 |
| Possession Time | 29:00 | 31:00 |
| 1st Quarter | 5:42 | 9:18 |
| 2nd Quarter | 5:56 | 9:04 |
| 3rd Quarter | 9:55 | 5:05 |
| 4th Quarter | 7:27 | 7:33 |
| 3rd Down Conversions | 5 of 14 | 7 of 19 |
| 4th Down Conversions | 0 of 1 | 1 of 2 |
| Red-Zone Scores-Chances | 5-5 | 5-5 |
| Touchdowns | 3-5 | 3-5 |
| Field Goals | 2-5 | 2-5 |
| Sacks: Total - Yards | 3-15 | 1-5 |
| PAT: Total - Made | 4-4 | 4-4 |
| Field Goals: Total - Made | 2-2 | 2-3 |

>>>>>>>>> 2024 GAME-BY-GAME RECAPS

GAME 6 \\\

ALCORN STATE 17, GRAMBLING STATE 15

GRAMBLING, La. | Alcorn State's Noah Kiani's game-winning 27-yard field goal late in the fourth quarter was enough to hand Grambling State a 17-15 loss at Eddie G. Robinson Memorial Stadium on Saturday afternoon.

GSU (3-3 overall, 0-2 SWAC) was plagued by missed opportunities on offense. The Tigers struggled to convert trips to the red zone into touchdowns, scoring two field goals and one touchdown on four possessions inside the redzone.

Grambling State quarterback Myles Crawley was 16-for-28 for 149 yards and one interception. Saturday snapped Crawley's four-game streak of throwing at least one touchdown. Crawley was also sacked four times.

GSU found some success on the ground, rushing for 157 yards. The Tigers had three running backs run for over 50 yards. Tre Bradford led the way with 58 yards on 11 carries. Dedrick Talbert added 52 yards a touchdown on 11 attempts and Bull Hargrove toted the ball for 50 yards on nine touches.

Defensively, Grambling State gave up 335 yards of total offense. Linebacker Andrew Jones led the Tigers with 11 total tackles with five solo stops. Blake Davis nabbed an interception in the second quarter. He finished with eight total tackles.

Alcorn State got on the scoreboard first with Jacorian Sewell broke loose for a 65-yard touchdown run, giving the Braves a 7-0 lead with 6:21 left in the first quarter.

Reed Harradine gave GSU its first points of the day when connected on a 30-yard field goal on the Tigers' ensuing drive. Harradine made it a 7-6 game when he knocked 22-yard field goal with 10:53 remaining in the second quarter.

ASU stretched its advantage to 14-6 when quarterback Xzavier Vaughn found Stemarion Edwards for a 75-yard score with 9:32 remaining until halftime.

Grambling State pulled within two points of Alcorn State 38 seconds left in the third quarter when Talbert capped a 12-play, 63-yard drive with a 3-yard run. The two-point conversion attempt failed, making it a 14-12 game.

Harradine gave GSU its only lead of the game when he drilled a 44-yard field goal with 10:53 to go in the contest.

Alcorn State starting quarterback Xzavier Vaughn 10-for-18 for 149 yards with one touchdown and one interception. Jacorian Sewell ran for 102 yards and a touchdown on 13 carries.



Alcorn (4-3, 3-0) -vs- Grambling (3-3, 0-2)
10/12/2024 at , Louisiana (Robinson)

Date: 10/12/2024
Site: , Louisiana (Robinson)
Attendance: 7,580

| Score By Quarters | 1st | 2nd | 3rd | 4th | Total |
|-------------------|-----|-----|-----|-----|-------|
| ALC | 7 | 7 | 0 | 3 | 17 |
| GSU | 3 | 3 | 6 | 3 | 15 |

Scoring Summary

| Qtr | Time | Scoring Play | ALC | GSU |
|-----|-------|--|-----|-----|
| 1st | 06:21 | ALC - Sewell,Jacorian 63 yd run (Kiani,Noah kick), 2 plays, 76 yards, TOP 00:39 | 7 | 0 |
| 1st | 01:58 | GSU - Harradine,Reed 30 yd field goal 11 plays, 65 yards, TOP 04:17 | 7 | 3 |
| 2nd | 10:53 | GSU - Harradine,Reed 22 yd field goal 7 plays, 15 yards, TOP 03:12 | 7 | 6 |
| 2nd | 09:32 | ALC - Warren,Tyran 73 yd pass from Vaughn,Xzavier (Kiani,Noah kick) 3 plays, 75 yards, TOP 01:21 | 14 | 6 |
| 3rd | 00:38 | GSU - Talbert,Dedrick 3 yd run (), 12 plays, 63 yards, TOP 05:25 | 14 | 12 |
| 4th | 10:58 | GSU - Harradine,Reed 44 yd field goal 7 plays, 21 yards, TOP 03:06 | 14 | 15 |
| 4th | 00:07 | ALC - Kiani,Noah 27 yd field goal 10 plays, 52 yards, TOP 03:19 | 17 | 15 |

Kickoff Time: 02:08 PM End of Game: 05:46 PM Duration: 03:37
 Referee: Walker,Jarvis Line Judge: Williamson,Malli Side Judge: Hay,Ben Umpire: Gillis,Mario
 Back Judge: Maher,Chris Score Keeper: Linesman: Morton,Craig Field Judge: Stansell,Nicholas
 Temperature: 85 Wind: SW 5mph Weather: Sunny

| Team Statistics | ALC | GSU |
|------------------------------|---------|---------|
| FIRST DOWNS | 17 | 16 |
| Rushing | 7 | 8 |
| Passing | 9 | 7 |
| Penalty | 1 | 1 |
| NET YARDS RUSHING | 156 | 157 |
| Attempts | 34 | 43 |
| Avg. Per Rush | 4.6 | 3.7 |
| Rushing TDs | 1 | 1 |
| Yards Gained | 189 | 209 |
| Yds. Lost | 33 | 52 |
| NET YARDS Passing | 179 | 149 |
| Comp. - Att. - Int. | 14-24-1 | 16-28-1 |
| Avg. / Att. | 7.5 | 5.3 |
| Avg. / Comp. | 12.8 | 9.3 |
| TDs | 1 | 0 |
| TOTAL OFFENSE YARDS | 335 | 306 |
| Plays | 58 | 71 |
| Avg. / Play | 5.8 | 4.3 |
| Fumbles - Lost | 4-1 | 2-1 |
| Penalties - Yards | 8-75 | 7-80 |
| PUNTS-YARDS | 6-243 | 5-189 |
| Avg. / Punt | 40.5 | 37.8 |
| Net / Punt | 29.3 | 31.6 |
| Inside 20 | 2 | 0 |
| 50+ Yards | 1 | 0 |
| Touchbacks | 1 | 0 |
| Fair Catch | 2 | 1 |
| KICKOFFS-YARDS | 4-221 | 5-324 |
| Avg. Yards / Kickoff | 55.3 | 64.8 |
| Net Yards / Kickoff | 38.3 | 47.8 |
| Touchbacks | 0 | 4 |
| Fair Catch | 0 | 0 |
| RETURNS | | |
| Punt: Total - Yards - TDs | 1-31-0 | 2-47-0 |
| Punt: Avg. / Return | 31.0 | 23.5 |
| Kickoff: Total - Yards - TDs | 1-5-0 | 3-68-0 |
| Kickoff: Avg. / Return | 5.0 | 22.7 |
| INT: Total - Yards - TDs | 1-21-0 | 1-0-0 |
| Fumble: Total - Yards - TDs | 0-0-0 | 0-0-0 |
| MISCELLANEOUS | | |
| Miscellaneous Yards | -7 | 0 |
| Possession Time | 27:01 | 32:59 |
| 1st Quarter | 5:51 | 9:09 |
| 2nd Quarter | 6:17 | 8:43 |
| 3rd Quarter | 6:11 | 8:49 |
| 4th Quarter | 8:42 | 6:18 |
| 3rd Down Conversions | 6 of 14 | 7 of 18 |
| 4th Down Conversions | 0 of 0 | 1 of 2 |
| Red-Zone Scores-Chances | 1-2 | 3-4 |
| Touchdowns | 0-2 | 1-4 |
| Field Goals | 1-2 | 2-4 |
| Sacks: Total - Yards | 4-32 | 2-15 |
| PAT: Total - Made | 2-2 | 0-0 |
| Field Goals: Total - Made | 1-2 | 3-3 |

CONFERENCE \\\ HISTORY \\\ RECORDS \\\ 2023 REVIEW \\\ ADMINISTRATION \\\ COACHING STAFF \\\ 2024 SEASON PREVIEW \\\ MEDIA \\\ INTRODUCTION

GAME 7

GRAMBLING STATE 31, ARKANSAS-PINE BLUFF 21

GRAMBLING, La. | The Grambling State University football earned a hard-fought 31-21 victory over Arkansas-Pine Bluff, sending the homecoming crowd of 17,135 satisfied on Saturday afternoon at Eddie G. Robinson Memorial Stadium.

The victory gave GSU (4-3 overall, 1-2 SWAC) its first conference win of the season. It was also head coach Mickey Joseph's first SWAC win as a head coach. UAPB fell to 2-5 and 1-2 in the SWAC play.

The Tigers rolled up 310 yards on total offense with 175 coming through the air and 130 coming via the run game.

GSU starting quarterback Myles Crawley was an efficient 15-of-25 for 170 yards and one touchdown. His top receiving target was Javon Robinson who caught four passes for 28 yards, but it was tight end Marquis Harris who led the receiving corps in yards with one catch for 71 yards and a TD.

Backup QB Ashton Frye also saw action, completing 3-of-5 passes for five yards.

Three GSU running backs found the end zone on Saturday, with Ke'Travion Hargrove, Tre Bradford and Dedrick Talbert all finding pay dirt. Hargrove led the Tigers with 75 yards on 10 carries.

Andrew Jones and David Jones led the Grambling State defense. Andrew Jones registered a game-high 12 total tackles with 4.5 tackles for loss and 0.5 sacks. David Jones registered nine total stops, 0.5 TFLs and an interception.

Grambling State's first touchdown of the day was set up by a blocked punt by Marquis Harris, starting the scoring drive at the UAPB 21-yard line. Bradford gave the Tigers a 7-0 lead with 9:00 remaining in the quarter on a 7-yard run.

Arkansas-Pine-Bluff drove 75 yards on 13 plays on the ensuing, tying the game on a 2-yard TD reception by Isaac Jaxson with 4:34 on the clock.

GSU blocked its second punt of the game in the second quarter when Ken Pierre-Charles deflected a ball that rolled out of bounds at the Tigers' 35-yard line. Reed Harradine pushed GSU's lead to 10-7 on a 48-yard field goal with 10:29 to go until halftime. That score would remain going into the break.

Grambling State used a 12-play, 64-yard drive on its opening drive of the third quarter to push its lead to 17-7. Hargrove scored on a 15-yard scamper into the end zone.

After UAPB cut the lead to 17-14 with 3:39 to go in the third, GSU quickly responded when Crawley connected with Harris on a 71-yard touchdown pass, stretching Grambling's lead to 24-14 with 2:01 left in the quarter.

The Golden Lions continued to stick around, however. Arkansas-Pine Bluff made it a 24-21 game with 14:05 remaining in the game on a 12-yard TD pass from Mekhi Hagins to Kristian Gammage.

The Grambling State defense came up with the biggest stop of the game with 1:46 left. With UAPB backed up at their own 9-yard line and facing fourth and 12, David Jones batted a pass away from Golden Lions receiver Aramoni Rhone.

One play later, Dedrick Talbert sprinted into the end zone for a 9-yard score and secure the homecoming victory for the Tigers.

Arkansas-Pine Bluff tallied 332 total yards of offense with 230 of those coming through the air. Hagins led the UAPB air attack completing 27-of-41 passes with two TDs and one interception. He also added a rushing touchdown to his stat line.

The Golden Lions ran for 102 yards with Za'Marion Webber gaining 93 yards on 15 attempts.



Ark.-Pine Bluff (2-5 , 1-2) -vs- Grambling (4-3 , 1-2) 10/19/2024 at Grambling, Louisiana (Robinson)

Table with 5 columns: Score By Quarters, 1st, 2nd, 3rd, 4th, Total. Rows for UAP and GSU.

Scoring Summary

Table with 5 columns: Qtr, Time, Scoring Play, UAP, GSU. Lists game events such as field goals, touchdowns, and interceptions.

Kickoff Time: 02:06 PM End of Game: 05:44 PM Duration: 03:37 Referee: Clipper, Preston Line Judge: McMillan, Jaime Slide Judge: Boone, David Umpire: Parker, Jason

Team Statistics table with columns for UAP and GSU. Rows include First Downs, Rushing, Passing, NET YARDS RUSHING, NET YARDS Passing, TOTAL OFFENSE YARDS, PUNTS-YARDS, KICKOFFS-YARDS, RETURNS, MISCELLANEOUS.

INTRODUCTION // MEDIA // 2024 SEASON PREVIEW // COACHING STAFF // ADMINISTRATION // 2023 REVIEW // RECORDS // HISTORY // CONFERENCE

>>>>>>>> 2024 GAME-BY-GAME RECAPS

GAME 8

TEXAS SOUTHERN 24, GRAMBLING STATE 17

GRAMBLING, La. | The Grambling State University football team suffered a 24-17 loss to Texas Southern on Saturday night at Shell Energy Stadium.

GSU fell to 4-4 overall and 1-3 in Southwestern Athletic Conference (SWAC) play, while TSU improved to 3-4 and 2-2 in the SWAC.

After an early injury to starting quarterback Myles Crawley on GSU's first drive of the game, Grambling State turned to backups Ashton Frye and Deljay Bailey to lead the offense. Bailey went 7-of-12 for 70 yards, adding 35 rushing yards and a touchdown on five carries.

Frye completed his only pass attempt for four yards.

The G-Men relied primarily on its run game to pick up yards, rushing for 154 yards and two scores. Ke'Travion Hargrove led the ground game with 73 yards and a TD on 13 carries.

As a team, Grambling churned out 256 yards of total offense.

Calvin Henderson led the GSU defense with seven total tackles and five solo stops.

After Texas Southern forced a punt from GSU from its own end zone, TSU took a 7-0 lead on a 6-yard run by quarterback Jace Wilson with 14:22 left in the second quarter.

Later in the period, an interception by Joel Williams set GSU up near midfield at their 49-yard line. Reed Harradine got Grambling State on the board with a 38-yard field goal, cutting the deficit to 7-3 with 4:02 left in the half.

TSU stretched its lead to 14-3 before halftime when backup QB Jordan Davis connected with Donald McKinney on a 49-yard TD pass with 11 seconds on the clock.

On Grambling State's first drive of the third quarter, with backup QB Deljay Bailey in the game, the Tigers drove 78 yards on eight plays for their first touchdown of the game. The drive was capped by a 31-yard TD run by Ke'Travion Hargrove to make it a 14-10 game with 10:26 to go in the third quarter.

A 46-yard field goal by Gustavo Romero pushed Texas Southern's advantage to 17-10 with 4:41 to go in the third.

With 9:07 remaining in the fourth quarter, a 6-yard scamper by Bailey toed the game 17-17.

Texas Southern responded on the ensuing drive, taking nearly five minutes off the clock on a 10-yard play, and a 75-yard drive that was punctuated by a 2-yard touchdown run by Quinn Quintell to give TSU a 24-17 lead with 4:24 left.

GSU wasn't able respond on its next drive and Texas Southern escaped with the victory.

TSU gained 366 yards of offense with 189 of those yards coming on the ground.

Wilson was the key to TSU's offense, throwing for 128 yards on 11-of-18 attempts and running for 86 yards and a touchdown on 12 touches. Davis was 1-of-1 for 49 yards and a touchdown.

Javius Williams was Texas Southern's leading tackler with nine total tackles.



Grambling State (4-4, 1-3) -vs- Texas Southern (3-4, 2-2) 10/26/2024 at Houston, Texas (Shell Energy Stadium)

Date: 10/26/2024
Site: Houston, Texas (Shell Energy Stadium)
Attendance: 10,029

| Score By Quarters | 1st | 2nd | 3rd | 4th | Total |
|-------------------|-----|-----|-----|-----|-------|
| GSU24 | 0 | 3 | 7 | 7 | 17 |
| TSU24 | 0 | 14 | 3 | 7 | 24 |

Scoring Summary

| Qtr | Time | Scoring Play | GSU24 | TSU24 |
|-----|-------|--|-------|-------|
| 2nd | 14:22 | TSU24 - Wilson, Jace 6 yd run (Romero, Gustavo kick), 3 plays, 19 yards, TOP 1:23 | 0 | 7 |
| 2nd | 04:02 | GSU24 - Reed Harradine 38 yd field goal 8 plays, 30 yards, TOP 3:28 | 3 | 7 |
| 2nd | 00:11 | TSU24 - McKinney, Donal 49 yd pass from Davis, Jordan (Romero, Gustavo kick) 9 plays, 99 yards, TOP 3:46 | 3 | 14 |
| 3rd | 10:26 | GSU24 - Ke'Tr Hargrove 31 yd run (Reed Harradine kick), 8 plays, 78 yards, TOP 4:26 | 10 | 14 |
| 3rd | 04:41 | TSU24 - Romero, Gustavo 46 yd field goal 5 plays, 37 yards, TOP 1:58 | 10 | 17 |
| 4th | 09:07 | GSU24 - Deljay Bailey 6 yd run (Reed Harradine kick), 10 plays, 63 yards, TOP 5:33 | 17 | 17 |
| 4th | 04:24 | TSU24 - Quinn, Quintell 2 yd run (Romero, Gustavo kick), 10 plays, 75 yards, TOP 4:43 | 17 | 24 |

Kickoff Time: 6 p.m. End of Game: 9:00 Duration: 3 hours
Referee: Charles Green Line Judge: Marvin Williams Side Judge: Chris Brown Umpire: Dwayne Wilson
Back Judge: Derek Spears Score Keeper: TSU SID Linesman: Jesse Harris Field Judge: Shev Pinchback

| Team Statistics | GSU24 | TSU24 |
|------------------------------|---------|---------|
| FIRST DOWNS | 17 | 20 |
| Rushing | 9 | 10 |
| Passing | 6 | 7 |
| Penalty | 2 | 3 |
| NET YARDS RUSHING | 154 | 189 |
| Attempts | 42 | 38 |
| Avg. Per Rush | 3.7 | 5.0 |
| Rushing TDs | 2 | 2 |
| Yards Gained | 185 | 202 |
| Yds. Lost | 31 | 13 |
| NET YARDS Passing | 102 | 177 |
| Comp. - Att. - Int. | 10-15-0 | 12-19-1 |
| Avg. / Att. | 6.8 | 9.3 |
| Avg. / Comp. | 10.2 | 14.8 |
| TDs | 0 | 1 |
| TOTAL OFFENSE YARDS | 256 | 366 |
| Plays | 57 | 57 |
| Avg. / Play | 4.5 | 6.4 |
| Fumbles - Lost | 2-0 | 1-0 |
| Penalties - Yards | 7-104 | 5-41 |
| PUNTS-YARDS | 6-254 | 5-173 |
| Avg. / Punt | 42.3 | 34.6 |
| Net / Punt | 35.5 | 34.2 |
| Inside 20 | 2 | 3 |
| 50+ Yards | 1 | 0 |
| Touchbacks | 0 | 0 |
| Fair Catch | 4 | 1 |
| KICKOFFS-YARDS | 4-260 | 5-288 |
| Avg. Yards / Kickoff | 65.0 | 57.6 |
| Net Yards / Kickoff | 48.5 | 32.6 |
| Touchbacks | 2 | 0 |
| Fair Catch | 0 | 0 |
| RETURNS | | |
| Punt: Total - Yards - TDs | 2-2-0 | 2-41-0 |
| Punt: Avg. / Return | 1.0 | 20.5 |
| Kickoff: Total - Yards - TDs | 5-125-0 | 2-26-0 |
| Kickoff: Avg. / Return | 25.0 | 13.0 |
| INT: Total - Yards - TDs | 1-0-0 | 0-0-0 |
| Fumble: Total - Yards - TDs | 0-0-0 | 0-0-0 |
| MISCELLANEOUS | | |
| Miscellaneous Yards | 0 | 0 |
| Possession Time | 31:52 | 28:08 |
| 1st Quarter | 5:42 | 9:18 |
| 2nd Quarter | 7:47 | 7:13 |
| 3rd Quarter | 11:24 | 3:36 |
| 4th Quarter | 6:59 | 8:01 |
| 3rd Down Conversions | 3 of 11 | 4 of 10 |
| 4th Down Conversions | 0 of 0 | 0 of 0 |
| Red-Zone Scores-Chances | 1-1 | 2-3 |
| Touchdowns | 1-1 | 2-3 |
| Field Goals | 0-1 | 0-3 |
| Sacks: Total - Yards | 1-7 | 3-18 |
| PAT: Total - Made | 2-2 | 3-3 |
| Field Goals: Total - Made | 1-2 | 1-1 |

CONFERENCE ||| HISTORY ||| RECORDS ||| 2023 REVIEW ||| ADMINISTRATION ||| COACHING STAFF ||| 2024 SEASON PREVIEW ||| MEDIA ||| INTRODUCTION

GAME 9 \\\

BETHUNE-COOKMAN 24, GRAMBLING STATE 21

DAYTONA BEACH, Fla. | For the fourth time this season, the Grambling State University football team found itself on the wrong side of game that came down to the wire. GSU fell 24-21 to Bethune-Cookman at Daytona Stadium on Saturday.

Grambling State fell to 4-5 overall and 1-4 in the SWAC, while BCU improved to 2-7 overall and 2-3 in conference play.

All four of GSU's SWAC losses have been by seven points or less, wity three of those losses being by three points or less.

GSU starting quarterback Deljay Bailey was 18-of-33 for 206 with two interceptions.

Keilon Elder led GSU's rushing attack, churning out 50 yards and touchdown on eight carries. As a team, the Tigers ran for 122 yards.

Sophomore receiver Javon Robinson had a big day for Grambling State, catching seven passes for 91 yards and returning a punt for a 72-yard touchdown.

Andrew Jones tallied 11.0 total tackles with 2.0 tackles for loss.

On Bethune-Cookman's opening drive of the game, the Grambling State defense showed why it's one of the best in the nation at forcing turnover when Joel Williams picked off BCU's Luke Sprague at the GSU 17-yard line.

On Grambling State's second possession of the day, the Tigers drove 89 yards in eight plays for the first score of the day. Robinson's 39-yard reception to the BCU 25-yard line set GSU up on the edge of the red zone. Two plays later, Keilon Elder scampered 22 yards for a touchdown, giving Grambling a 7-0 lead with 2:27 left in the first quarter.

GSU extended its advantage to 14-0 with five minutes remaining until halftime on a 72-yard yard punt return by Robinson.

Bethune-Cookman made a 14-7 game just before the break when backup QB Cam Ransom found Thomas Nance for a 14-yard touchdown with 51 second on the clock.

Grambling State pushed its lead to 21-7 when Deljay Bailey took a quarterback keeper into the end zone for a 9-yard TD with 12:15 left in the third quarter.

BCU snatched momentum scoring 17 unanswered points in the third quarter. Cade Hetcher nailed a 40-yard field goal to make it 21-10 with 7:05 on the clock. That scored was followed by a 58-yard touchdown reception by Darnell Deas cutting GSU's lead to 21-17. Dennis Palmer added a 42-yard touchdown gallop, giving the Wildcats a 24-21 lead 10 seconds to go in the period.

After forcing a punt with 11:22 to go in the fourth, Grambling State took over at its own 5-yard line. The Tigers inched the ball downfield, using 15 plays to reach the Wildcats' 39-yard line. However, with GSU facing a 4thand 13, BCU's Caleb Blake picked off Bailey to give the Wildcats the ball at their own 32-yard line.

Bethune-Cookman worked the GSU 21-yard line. The Wildcats ended up attempting a 37-yard field goal, but Calvin Henderson blocked it, giving GSU one more opportunity on offense. However, the Tigers threw another interception to hand the Wildcats the win.

BCU's Cam Ransom was nearly perfect on the day, completing 18-of-20 passes for 199 yards and two touchdowns.

Grambling State outgained Bethune-Cookman 328 to 315.



Grambling State (4-5, 1-4) -vs- Bethune-Cookman (2-7, 2-3)
11/02/2024 at Daytona Beach, Florida (Municipal Stadium)

Date: 11/02/2024
Site: Daytona Beach, Florida (Municipal Stadium)
Attendance: 5,103

| Score By Quarters | 1st | 2nd | 3rd | 4th | Total |
|-------------------|-----|-----|-----|-----|-------|
| GSU | 7 | 7 | 7 | 0 | 21 |
| BCU | 0 | 7 | 17 | 0 | 24 |

Scoring Summary

| Qtr | Time | Scoring Play | GSU | BCU |
|-----|-------|--|-----|-----|
| 1st | 02:27 | GSU - Elder,Keilon 22 yd run (Harradine,Reed kick), 8 plays, 89 yards, TOP 03:41 | 7 | 0 |
| 2nd | 04:31 | GSU - Robinson,Javon 72 yd punt return (Harradine,Reed kick) | 14 | 0 |
| | | BCU - Nance,Thomas 14 yd pass from Ransom,Cam (Hechter,Cade kick) 7 plays, 66 yards, TOP 03:27 | 14 | 7 |
| 2nd | 00:51 | | | |
| 3rd | 12:04 | GSU - Bailey,Deljay 9 yd run (Harradine,Reed kick), 7 plays, 69 yards, TOP 02:51 | 21 | 7 |
| 3rd | 07:00 | BCU - Hechter,Cade 40 yd field goal 10 plays, 53 yards, TOP 05:04 | 21 | 10 |
| 3rd | 03:17 | BCU - Deas,Darnell 58 yd pass from Ransom,Cam (Hechter,Cade kick) 1 plays, 58 yards, TOP 00:08 | 21 | 17 |
| 3rd | 00:00 | BCU - Palmer,Dennis 42 yd run (Hechter,Cade kick), 6 plays, 72 yards, TOP 02:34 | 21 | 24 |

Kickoff Time: 03:06 PM End of Game: 06:08 PM Duration: 03:01
Referee: Clipper,Preston Line Judge: McLaurin,Willie Side Judge: Dillon,Ashton Umpire: Harris,Daniel
Back Judge: Thames,Greg Score Keeper: Linesman: Combs,Torey Field Judge: Colston,Charles
Temperature: 82 Wind: NE 11mph Weather: Sunny

| Team Statistics | GSU | BCU |
|------------------------------|---------|---------|
| FIRST DOWNS | 19 | 16 |
| Rushing | 7 | 4 |
| Passing | 10 | 8 |
| Penalty | 2 | 4 |
| NET YARDS RUSHING | 122 | 80 |
| Attempts | 37 | 31 |
| Avg. Per Rush | 3.3 | 2.6 |
| Rushing TDs | 2 | 1 |
| Yards Gained | 159 | 112 |
| Yds. Lost | 37 | 32 |
| NET YARDS Passing | 206 | 235 |
| Comp. - Att. - Int. | 18-33-2 | 23-27-1 |
| Avg. / Att. | 6.2 | 8.7 |
| Avg. / Comp. | 11.4 | 10.2 |
| TDs | 0 | 2 |
| TOTAL OFFENSE YARDS | 328 | 315 |
| Plays | 70 | 58 |
| Avg. / Play | 4.7 | 5.4 |
| Fumbles - Lost | 2-0 | 0-0 |
| Penalties - Yards | 8-85 | 6-50 |
| PUNTS-YARDS | 5-193 | 5-238 |
| Avg. / Punt | 38.6 | 47.6 |
| Net / Punt | 38.6 | 33.4 |
| Inside 20 | 1 | 2 |
| 50+ Yards | 0 | 2 |
| Touchbacks | 0 | 0 |
| Fair Catch | 4 | 2 |
| KICKOFFS-YARDS | 4-234 | 5-247 |
| Avg. Yards / Kickoff | 58.5 | 49.4 |
| Net Yards / Kickoff | 42.3 | 34.0 |
| Touchbacks | 2 | 1 |
| Fair Catch | 0 | 0 |
| RETURNS | | |
| Punt: Total - Yards - TDs | 3-71-1 | 0-0-0 |
| Punt: Avg. / Return | 23.7 | NaN |
| Kickoff: Total - Yards - TDs | 4-57-0 | 2-25-0 |
| Kickoff: Avg. / Return | 14.3 | 12.5 |
| INT: Total - Yards - TDs | 1--1-0 | 2-23-0 |
| Fumble: Total - Yards - TDs | 0-0-0 | 0-0-0 |
| MISCELLANEOUS | | |
| Miscellaneous Yards | 0 | 0 |
| Possession Time | 29:21 | 30:39 |
| 1st Quarter | 6:14 | 8:46 |
| 2nd Quarter | 6:45 | 8:15 |
| 3rd Quarter | 7:14 | 7:46 |
| 4th Quarter | 9:08 | 5:52 |
| 3rd Down Conversions | 2 of 12 | 5 of 13 |
| 4th Down Conversions | 0 of 4 | 0 of 0 |
| Red-Zone Scores-Chances | 1-2 | 2-2 |
| Touchdowns | 1-2 | 1-2 |
| Field Goals | 0-2 | 1-2 |
| Sacks: Total - Yards | 3-24 | 1-14 |
| PAT: Total - Made | 3-3 | 3-3 |
| Field Goals: Total - Made | 0-0 | 1-2 |

INTRODUCTION \\\ MEDIA \\\ 2024 SEASON PREVIEW \\\ COACHING STAFF \\\ ADMINISTRATION \\\ 2023 REVIEW \\\ RECORDS \\\ HISTORY \\\ CONFERENCE

>>>>>>>> 2024 GAME-BY-GAME RECAPS

GAME 10

GRAMBLING STATE 24, ALABAMA STATE 23

GRAMBLING, La. | Grambling State used a 14-point fourth quarter to sprint past Alabama State 24-23 on Saturday afternoon at Eddie G. Robinson Memorial Stadium.

GSU (5-5 overall, 2-4 SWAC) trailed 23-10 heading into the final period but outscored the Hornets 14-0 in the fourth quarter to secure the win. Alabama State had a chance to snatch victory from the jaws of defeat, but kicker Brandon Gilliam missed a 28-yard field goal in the closing moments of regulation.

Grambling State gave ASU (5-4, 4-2) a heavy dose of its run game, racking up a season-high 171 yards with three touchdowns. Senior Keilon Elder stepped up big in his final game at Robinson Stadium, sprinting for 104 yards and a touchdown on 17 carries.

Starting quarterback Deljay Bailey went 6-for-12 for 76 yards with an interception.

Defensively, Andrew Jones led the charge racking up 14 total tackles with seven solo stops and 2.0 tackles for loss. Freshman linebacker Jamal Jordan also came up big, making eight total tackles with one forced fumble and a fumble recovery.

The first points of the afternoon came via the big leg of Reed Harradine. Harradine drilled a 50-yard field, tied for his longest of the season, with 7:56 left in the first quarter to give the Tigers a 3-0 lead.

Alabama State responded with a 45-yard field goal by Gilliam with five seconds left in the opening period.

Grambling State drove 72 yards in 10 plays on the ensuing drive with Elder finishing it off with a 9-yard touchdown run to give the Tigers a 10-3 lead with 11:14 to go until halftime.

The Hornets tied the game once again with a 4-yard QB keeper by Kareem Keye, making it 10-10 with 7:39 until halftime. Grambling State seemingly regained the lead on a kickoff returned for a touchdown by Elder, but a holding call nullified the score.

After forcing GSU to punt, ASU took its first lead of the game, 17-10, with 3:21 remaining in the half on a 1-yard run by Keye. The Hornets added a field goal just before the half to carry a 20-10 lead into the break.

Gilliam extended ASU's advantage to 23-10 with a 22-yard field goal with 6:22 left in the third quarter.

With Grambling State facing 4th and 2 at the Alabama State 6-yard line with 13:47 to go in the fourth quarter, Tre Bradford burst through the middle of the Hornets defense for a touchdown to make it a 23-17 game.

Alabama State's Rhoady Jean-Louis came up with an interception at the GSU 47-yard line with 9:13 left in regulation, but freshman linebacker Jamal Jordan gave immediately gave the Tigers the ball back after strip sacking Keye and recovering the ball at the Alabama State 43-yard line.

After moving the ball to the Hornets 14-yard line, running back Dedrick Talbert toted the ball 14 yards to the end zone for the go-ahead TD, giving the Tigers a 24-23 lead with 6:19 to play.

Alabama State's began its final drive of the day at its own 20-yard line. The Hornets quickly marched down the field, setting up the potential game-winning field goal. Gilliam wasn't able to knock his fourth field goal of the day through the uprights, missing the 28-yard attempt wide right with 53 seconds remaining.

Keye completed 16-of-28 passes for 280 yards. He added six rushing yards and two rushing touchdowns.

Marcus Harris II led the Hornets on the ground, running for 68 yards on 16 carries.



Alabama St. (5-4, 4-2) -vs- Grambling (5-5, 2-4)
11/09/2024 at Grambling La., Louisiana (Robinson Stadium)

Date: 11/09/2024
Site: Grambling La., Louisiana (Robinson Stadium)
Attendance: 3,621

| Score By Quarters | 1st | 2nd | 3rd | 4th | Total |
|-------------------|-----|-----|-----|-----|-------|
| ASU | 3 | 17 | 3 | 0 | 23 |
| GSU | 3 | 7 | 0 | 14 | 24 |

Scoring Summary

| Qtr | Time | Scoring Play | ASU | GSU |
|-----|-------|---|-----|-----|
| 1st | 07:57 | GSU - Harradine,Reed 50 yd field goal 6 plays, 29 yards, TOP 01:46 | 0 | 3 |
| 1st | 00:05 | ASU - Gilliam,Brandon 45 yd field goal 10 plays, 60 yards, TOP 04:52 | 3 | 3 |
| 2nd | 11:14 | GSU - Elder,Keilon 9 yd run (Harradine,Reed kick), 8 plays, 72 yards, TOP 03:46 | 3 | 10 |
| 2nd | 07:39 | ASU - Keye,Kareem 4 yd run (Gilliam,Brandon kick), 8 plays, 60 yards, TOP 03:29 | 10 | 10 |
| 2nd | 03:21 | ASU - Keye,Kareem 1 yd run (Gilliam,Brandon kick), 4 plays, 45 yards, TOP 01:59 | 17 | 10 |
| 2nd | 00:00 | ASU - Gilliam,Brandon 20 yd field goal 6 plays, 51 yards, TOP 01:51 | 20 | 10 |
| 3rd | 06:22 | ASU - Gilliam,Brandon 26 yd field goal 8 plays, 91 yards, TOP 04:15 | 23 | 10 |
| 4th | 13:47 | GSU - Bradford,Tre 6 yd run (Harradine,Reed kick), 7 plays, 48 yards, TOP 03:42 | 23 | 17 |
| 4th | 06:19 | GSU - Talbert,Dedrick 14 yd run (Harradine,Reed kick), 5 plays, 43 yards, TOP 02:26 | 23 | 24 |

Kickoff Time: 02:04 PM End of Game: 05:15 PM Duration: 03:10
Referee: Walker,Jarvis Line Judge: Swanigan,Javarius Side Judge: Hay,Ben Umpire: Gills,Mario
Back Judge: Maher,Chris Score Keeper: Lnesman: Morton,Craig Field Judge:
Temperature: 73 Weather: Rain

| Team Statistics | ASU | GSU |
|------------------------------|---------|---------|
| FIRST DOWNS | 17 | 16 |
| Rushing | 5 | 11 |
| Passing | 10 | 3 |
| Penalty | 2 | 2 |
| NET YARDS RUSHING | 97 | 171 |
| Attempts | 32 | 49 |
| Avg. Per Rush | 3.0 | 3.5 |
| Rushing TDs | 2 | 3 |
| Yards Gained | 118 | 224 |
| Yds. Lost | 21 | 53 |
| NET YARDS Passing | 280 | 76 |
| Comp. - Att. - Int. | 16-28-0 | 6-12-1 |
| Avg. / Att. | 10.0 | 6.3 |
| Avg. / Comp. | 17.5 | 12.7 |
| TDs | 0 | 0 |
| TOTAL OFFENSE YARDS | 377 | 247 |
| Plays | 60 | 61 |
| Avg. / Play | 6.3 | 4 |
| Fumbles - Lost | 1-1 | 0-0 |
| Penalties - Yards | 5-45 | 7-62 |
| PUNTS-YARDS | 6-221 | 7-299 |
| Avg. / Punt | 36.8 | 42.7 |
| Net / Punt | 31.2 | 37.0 |
| Inside 20 | 0 | 2 |
| 50+ Yards | 0 | 3 |
| Touchbacks | 0 | 1 |
| Fair Catch | 1 | 2 |
| KICKOFFS-YARDS | 5-276 | 5-311 |
| Avg. Yards / Kickoff | 55.2 | 62.2 |
| Net Yards / Kickoff | 44.2 | 41.6 |
| Touchbacks | 0 | 1 |
| Fair Catch | 0 | 0 |
| RETURNS | | |
| Punt: Total - Yards - TDs | 1-20-0 | 4-34-0 |
| Punt: Avg. / Return | 20.0 | 8.5 |
| Kickoff: Total - Yards - TDs | 4-83-0 | 4-55-0 |
| Kickoff: Avg. / Return | 20.8 | 13.8 |
| INT: Total - Yards - TDs | 1-0-0 | 0-0-0 |
| Fumble: Total - Yards - TDs | 0-0-0 | 0-0-0 |
| MISCELLANEOUS | | |
| Miscellaneous Yards | 0 | 0 |
| Possession Time | 27:08 | 32:52 |
| 1st Quarter | 9:41 | 5:19 |
| 2nd Quarter | 7:25 | 7:35 |
| 3rd Quarter | 5:52 | 9:08 |
| 4th Quarter | 4:10 | 10:50 |
| 3rd Down Conversions | 5 of 14 | 4 of 13 |
| 4th Down Conversions | 0 of 0 | 1 of 1 |
| Red-Zone Scores-Chances | 4-5 | 3-3 |
| Touchdowns | 2-5 | 3-3 |
| Field Goals | 2-5 | 0-3 |
| Sacks: Total - Yards | 4-48 | 0-0 |
| PAT: Total - Made | 2-2 | 3-3 |
| Field Goals: Total - Made | 3-4 | 1-1 |

CONFERENCE ||| HISTORY ||| RECORDS ||| 2023 REVIEW ||| ADMINISTRATION ||| COACHING STAFF ||| 2024 SEASON PREVIEW ||| MEDIA ||| INTRODUCTION

>>>>>>>> 2024 GAME-BY-GAME RECAPS

GAME 11 \\\

ALABAMA A&M 22, GRAMBLING STATE 17

HUNTSVILLE, Ala. | The Grambling State University football team fell to Alabama A&M 22-17 on Thursday night at Louis Crew Stadium.

In what has become a familiar theme, GSU (5-6 overall, 2-5 SWAC) lost its fifth conference game by less the seven points. The Tigers, who held a 17-6 lead at halftime, were shut in the second half. Penalties and costly turnovers plagued GSU throughout the evening.

The Tigers were penalized 15 times for 134 yards and committed three turnovers.

Grambling State accumulated 263 yards of total offense with 169 yards coming through the air. Alabama A&M (5-5, 3-3) racked up 388 yards.

GSU quarterback Myles Crawley, who missed the Tigers previous two games with an injury, returned to the starting lineup on Thursday night. He was 12-for-27 for 169 yards, a touchdown and two interceptions. Javon Robinson was his top target with four catches for 44 yards.

Ke'Travin Hargrove led GSU on the ground with 38 yards on eight carries. GSU ran for 94 yards as a team. It was the first time since facing Tuskegee on Sept. 7 that the Tigers didn't eclipse 100 rushing yards.

Defensively, Andrew Jones continued to prove why he's one of the best linebackers in the nation, racking up a game-high 15 total tackles, five solo stops, one tackle for loss and fumble returned for a touchdown.

After forcing a punt on AAMU's opening drive, Crawley's first pass attempt of the game was picked off by Dorian Wesley. The Bulldogs couldn't turn the takeaway into points.

On Grambling State's drive of the game, Jalen Johnson took a screen pass 67 yards to the Alabama A&M 7-yard line, giving GSU a prime scoring opportunity. The Tigers ended up settling for a 23-yard field goal from Reed Harradine to take a 3-0 lead with 8:31 to go in the first quarter.

Alabama A&M's Austin McCready tied the game 3-3 on a 45-yard field goal with 2:07 remaining in the opening period.

GSU jumped back in the lead early in the second quarter with Jalen Rudolph strip sacked Cornelius Brown. Andrew Jones scooped up the loose ball and sprinted 30 yards for a touchdown, giving GSU a 10-3 lead with 14:06 on the clock. It was Grambling State's fifth defensive score of the season.

The Tigers extended its lead to 17-3 with Crawley connected with JR Waters for a 10-yard TD pass with 10:09 left until halftime.

Alabama A&M's Victor Barbosa added a 38-yard field goal as time expired to make it a 17-6 game at the break.

Grambling State opened the second half with the ball, but a fumble by Dedrick Talbert gave the Bulldogs the ball at the Tiger 34-yard line. AAMU immediately made GSU pay when Brown threw a 34-yard dart to Keenan Hambrick. The Bulldogs converted a two-point conversion, cutting GSU's lead to 17-14 with 13:49 to go in the third quarter.

Alabama A&M tied the game 17-17 on a 44-yard field goal by Barbosa with 7:04 left the period. The Bulldogs took its first lead of the night on a safety with 46 seconds on the clock. With Grambling State lining up to punt from its own 25-yard line, an errant snap sailed over punter Johnny Schifano's head and through the end zone.

AAMU extended its advantage to 22-17 on a 19-yard field goal by Barbosa.

On Grambling State's next drive, with the Tigers facing 4th and 15 from its on 44-yard line, GSU had a chance to move the ball into Bulldog territory, but a dropped pass at the Alabama A&M 40-yard line resulted in turnover on downs with 3:22 on the clock.

GSU had a once more opportunity to mount a game-winning drive, regaining possession on its own 4-yard line with 1:44 left in the game. However, Crawley was intercepted on first down by Kaleb Dawson.

Brown completed 20-of-35 passes for 228 yards and a touchdown. Donovan Eaglin paced the Alabama A&M run game, rushing for 123 yards on 25 carries.

Hambrick caught eight passes for 99 yards and a TD for the Bulldogs.



Grambling (5-6, 2-5) -vs- Alabama A&M (5-5, 3-3)
11/14/2024 at Huntsville, Alabama (Louis Crews Stadium)

| | | | | | | |
|-------------------|---|-----|-----|-----|-----|-------|
| Date: | 11/14/2024 | | | | | |
| Site: | Huntsville, Alabama (Louis Crews Stadium) | | | | | |
| Attendance: | 3,595 | | | | | |
| Score By Quarters | | 1st | 2nd | 3rd | 4th | Total |
| GSU | | 3 | 14 | 0 | 0 | 17 |
| AAM | | 3 | 3 | 13 | 3 | 22 |

Scoring Summary

| Qtr | Time | Scoring Play | GSU | AAM |
|-----|-------|---|-----|-----|
| 1st | 08:31 | GSU - Harradine,Reed 23 yd field goal 6 plays, 77 yards, TOP 02:17 | 3 | 0 |
| 1st | 02:12 | AAM - Barbosa,Victor 45 yd field goal 13 plays, 47 yards, TOP 06:19 | 3 | 3 |
| 2nd | 12:06 | GSU - Jones,Andrew 30 yd fumble recovery (Harradine,Reed kick) | 10 | 3 |
| 2nd | 07:24 | GSU - Waters,JR 10 yd pass from Crawley,Myles (Harradine,Reed kick) 5 plays, 60 yards, TOP 02:45 | 17 | 3 |
| 2nd | 00:00 | AAM - Barbosa,Victor 38 yd field goal 7 plays, 74 yards, TOP 00:56 | 17 | 6 |
| 3rd | 13:46 | AAM - Hambrick,Keenan 34 yd pass from Brown,Cornelius (Brown,Cornelius rush) 1 plays, 34 yards, TOP 00:03 | 17 | 14 |
| 3rd | 07:04 | AAM - Barbosa,Victor 44 yd field goal 11 plays, 47 yards, TOP 04:07 | 17 | 17 |
| 3rd | 00:46 | AAM - 0 yd safety | 17 | 19 |
| 4th | 07:20 | AAM - Barbosa,Victor 19 yd field goal 14 plays, 80 yards, TOP 08:18 | 17 | 22 |

Kickoff Time: 07:02 PM End of Game: 10:48 PM Duration: 03:45
 Referee: Myers III, Y.N. Line Judge: Day, Vernon Side Judge: Boone, David Umpire: Rogers, James
 Back Judge: Turner, Joe Score Keeper: Linesman: Smith, Derek Field Judge: Lowe, Curtis
 Temperature: 55 Wind: NW 6mph Weather: Cloudy

| Team Statistics | GSU | AAM |
|------------------------------|---------|---------|
| FIRST DOWNS | 12 | 27 |
| Rushing | 5 | 9 |
| Passing | 6 | 14 |
| Penalty | 1 | 4 |
| NET YARDS RUSHING | 94 | 160 |
| Attempts | 26 | 43 |
| Avg. Per Rush | 3.6 | 3.7 |
| Rushing TDs | 0 | 0 |
| Yards Gained | 114 | 200 |
| Yds. Lost | 20 | 40 |
| NET YARDS Passing | 169 | 228 |
| Comp. - Att. - Int. | 12-29-2 | 20-35-0 |
| Avg. / Att. | 5.8 | 6.5 |
| Avg. / Comp. | 14.1 | 11.4 |
| TDs | 1 | 1 |
| TOTAL OFFENSE YARDS | 263 | 388 |
| Plays | 55 | 78 |
| Avg. / Play | 4.8 | 5 |
| Fumbles - Lost | 4-1 | 3-2 |
| Penalties - Yards | 15-134 | 9-87 |
| PUNTS-YARDS | 5-213 | 6-239 |
| Avg. / Punt | 42.6 | 39.8 |
| Net / Punt | 42.6 | 30.7 |
| Inside 20 | 2 | 2 |
| 50+ Yards | 1 | 0 |
| Touchbacks | 0 | 2 |
| Fair Catch | 1 | 0 |
| KICKOFFS-YARDS | 5-305 | 5-291 |
| Avg. Yards / Kickoff | 61.0 | 58.2 |
| Net Yards / Kickoff | 50.2 | 42.6 |
| Touchbacks | 2 | 0 |
| Fair Catch | 0 | 0 |
| RETURNS | | |
| Punt: Total - Yards - TDs | 1-15-0 | 3-0-0 |
| Punt: Avg. / Return | 15.0 | 0.0 |
| Kickoff: Total - Yards - TDs | 5-78-0 | 2-14-0 |
| Kickoff: Avg. / Return | 15.6 | 7.0 |
| INT: Total - Yards - TDs | 0-0-0 | 2--3-0 |
| Fumble: Total - Yards - TDs | 1-30-1 | 0-0-0 |
| MISCELLANEOUS | | |
| Miscellaneous Yards | 0 | 0 |
| Possession Time | 23:21 | 36:39 |
| 1st Quarter | 5:16 | 9:44 |
| 2nd Quarter | 5:21 | 9:39 |
| 3rd Quarter | 8:37 | 6:23 |
| 4th Quarter | 4:07 | 10:53 |
| 3rd Down Conversions | 3 of 13 | 4 of 14 |
| 4th Down Conversions | 1 of 2 | 0 of 0 |
| Red-Zone Scores-Chances | 2-2 | 2-3 |
| Touchdowns | 1-2 | 0-3 |
| Field Goals | 1-2 | 2-3 |
| Sacks: Total - Yards | 4-29 | 1-9 |
| PAT: Total - Made | 2-2 | 0-0 |
| Field Goals: Total - Made | 1-1 | 4-4 |

CONFERENCE \\\ HISTORY \\\ RECORDS \\\ 2023 REVIEW \\\ ADMINISTRATION \\\ COACHING STAFF \\\ 2024 SEASON PREVIEW \\\ MEDIA \\\ INTRODUCTION

>>>>>>>> YEARLY RESULTS

YEAR-BY-YEAR RESULTS

| Year | W-L-T | Coach |
|------|----------------------|----------------|
| 1941 | 3-5-0 | Eddie Robinson |
| 1942 | 8-0-0 | Eddie Robinson |
| 1943 | No Team-World War II | |
| 1944 | No Team-World War II | |
| 1945 | 10-2-0 | Eddie Robinson |
| 1946 | 5-5-0 | Eddie Robinson |
| 1947 | 10-2-0 | Eddie Robinson |
| 1948 | 8-2-0 | Eddie Robinson |
| 1949 | 7-3-2 | Eddie Robinson |

1950

Head Coach: Eddie Robinson

Record: 4-3-1

| OPPONENT | W-L-T | GSU | OPP. |
|------------------------|-------|-----|------|
| Tilottson | W | 27 | 7 |
| Mississippi Industrial | W | 19 | 6 |
| Texas Southern | W | 26 | 6 |
| Wiley College | T | 14 | 14 |
| Fort Valley State | W | 54 | 0 |
| Tennessee State | L | 7 | 55 |
| Prairie View A&M | L | 7 | 40 |
| Bishop | L | 0 | 35 |

1951

Head Coach: Eddie Robinson

Record: 3-5-1

| OPPONENT | W-L-T | GSU | OPP. |
|------------------------|-------|-----|------|
| Maryland State | L | 6 | 7 |
| Xavier (La.) | L | 7 | 25 |
| Texas Southern | T | 7 | 7 |
| Wiley College | W | 18 | 13 |
| Mississippi Industrial | W | 19 | 13 |
| Prairie View A&M | L | 12 | 34 |
| Tennessee State | L | 13 | 30 |
| Arkansas-Pine Bluff | L | 13 | 25 |
| Bishop | W | 52 | 0 |

1952

Head Coach: Eddie Robinson

Record: 7-3-1

| OPPONENT | W-L-T | GSU | OPP. |
|------------------------|-------|-----|------|
| Paul Quinn | W | 13 | 0 |
| Maryland State | L | 0 | 34 |
| Kentucky State | W | 14 | 13 |
| Texas Southern | L | 14 | 46 |
| Wiley College | W | 18 | 14 |
| Leland | W | 34 | 7 |
| Mississippi Industrial | W | 27 | 0 |
| Jackson State | T | 13 | 13 |
| Prairie View A&M | L | 13 | 25 |
| Arkansas-Pine Bluff | W | 35 | 19 |
| Alcorn State | W | 27 | 13 |

1953

Head Coach: Eddie Robinson

Record: 7-3

| OPPONENT | W-L-T | GSU | OPP. |
|---------------------|-------|-----|------|
| Paul Quinn | W | 27 | 0 |
| Morris Brown | W | 40 | 0 |
| Kentucky State | W | 13 | 0 |
| Texas Southern | L | 7 | 22 |
| Bishop | L | 34 | 67 |
| Wiley College | W | 24 | 0 |
| Leland | W | 60 | 0 |
| Prairie View A&M | L | 0 | 32 |
| Jackson State | W | 21 | 13 |
| Arkansas-Pine Bluff | W | 20 | 16 |

1954

Head Coach: Eddie Robinson

Record: 4-3-2

| OPPONENT | W-L-T | GSU | OPP. |
|----------------|-------|-----|------|
| Paul Quinn | T | 0 | 0 |
| Alcorn State | L | 6 | 26 |
| Texas Southern | T | 19 | 19 |
| Bishop | W | 48 | 7 |
| Wiley College | W | 35 | 12 |
| Jackson State | W | 34 | 13 |

| | | | |
|---------------------|---|----|----|
| Bethune-Cookman | L | 14 | 25 |
| Prairie View A&M | L | 19 | 26 |
| Arkansas-Pine Bluff | W | 21 | 13 |

1955

Head Coach: Eddie Robinson

Record: 10-0

Midwest Conference Champions

Black College Football National Champions

| OPPONENT | W-L-T | GSU | OPP. |
|---------------------|-------|-----|------|
| Paul Quinn | W | 60 | 7 |
| Alcorn State | W | 13 | 6 |
| Tennessee State | W | 12 | 0 |
| Bishop | W | 85 | 0 |
| Wiley College | W | 20 | 0 |
| Jackson State | W | 48 | 7 |
| Bethune-Cookman | W | 26 | 7 |
| Prairie View A&M | W | 26 | 7 |
| Arkansas-Pine Bluff | W | 38 | 6 |
| Florida A&M | W | 28 | 21 |

1956

Head Coach: Eddie Robinson

Record: 8-1

| OPPONENT | W-L-T | GSU | OPP. |
|------------------|-------|-----|------|
| Paul Quinn | W | 43 | 6 |
| Alcorn State | W | 33 | 12 |
| Tennessee State | L | 0 | 33 |
| Wiley College | W | 51 | 20 |
| Morris Brown | W | 34 | 12 |
| Jackson State | W | 26 | 7 |
| Bethune-Cookman | W | 27 | 7 |
| Prairie View A&M | W | 46 | 0 |
| Bluefield | W | 52 | 0 |

1957

Head Coach: Eddie Robinson

Record: 5-3

| OPPONENT | W-L-T | GSU | OPP. |
|--------------------|-------|-----|------|
| Alcorn State | W | 53 | 0 |
| Paul Quinn | W | 60 | 0 |
| Wiley College | L | 12 | 44 |
| Prairie View A&M | L | 14 | 25 |
| Jackson State | L | 30 | 39 |
| Bethune-Cookman | W | 20 | 12 |
| Texas Southern | W | 14 | 12 |
| Miss. Valley State | W | 19 | 12 |

1958

Head Coach: Eddie Robinson

Record: 6-3

| OPPONENT | W-L-T | GSU | OPP. |
|---------------------|-------|-----|------|
| Alcorn State | W | 48 | 6 |
| Paul Quinn | W | 72 | 8 |
| Tennessee State | W | 7 | 6 |
| Wiley College | W | 19 | 15 |
| Prairie View A&M | L | 6 | 44 |
| Jackson State | W | 21 | 18 |
| Texas Southern | L | 7 | 21 |
| Arkansas-Pine Bluff | L | 6 | 7 |
| Miss. Valley State | W | 55 | 7 |

1959

Head Coach: Eddie Robinson

Record: 5-5/2-5 SWAC

| OPPONENT | W-L-T | GSU | OPP. |
|---------------------|-------|-----|------|
| Bishop | W | 48 | 6 |
| Texas College | W | 19 | 10 |
| Southern | L | 6 | 12 |
| Tennessee State | L | 21 | 26 |
| Wiley College | W | 42 | 20 |
| Prairie View A&M | L | 13 | 35 |
| Jackson State | W | 18 | 14 |
| Texas Southern | L | 14 | 15 |
| Arkansas-Pine Bluff | L | 6 | 7 |
| Miss. Valley State | W | 93 | 0 |

1960

Head Coach: Eddie Robinson

Record: 9-1/6-1 SWAC

SWAC Co-Champions

| OPPONENT | W-L-T | GSU | OPP. |
|---------------------|-------|-----|------|
| Bishop | W | 61 | 6 |
| Texas College | W | 66 | 0 |
| Southern | L | 6 | 16 |
| Tennessee State | W | 20 | 6 |
| Miss. Valley State | W | 65 | 7 |
| Prairie View A&M | W | 26 | 0 |
| Jackson State | W | 32 | 12 |
| Texas Southern | W | 51 | 0 |
| Arkansas-Pine Bluff | W | 33 | 12 |
| Wiley College | W | 57 | 19 |

1961

Head Coach: Eddie Robinson

Record: 7-2/5-2 SWAC

| OPPONENT | W-L-T | GSU | OPP. |
|--------------------|-------|-----|------|
| Texas College | W | 59 | 0 |
| Southern | L | 9 | 20 |
| Tennessee State | W | 25 | 8 |
| Miss. Valley State | W | 69 | 0 |
| Prairie View A&M | W | 34 | 14 |
| Jackson State | L | 13 | 14 |
| Texas Southern | W | 23 | 19 |
| Wiley College | W | 71 | 28 |
| Alcorn State | W | 49 | 0 |

1962

Head Coach: Eddie Robinson

Record: 6-2-2/3-3-2 SWAC

| OPPONENT | W-L-T | GSU | OPP. |
|---------------------|-------|-----|------|
| Benedict | W | 55 | 0 |
| Southern | W | 13 | 3 |
| Tennessee State | W | 26 | 6 |
| Miss. Valley State | W | 41 | 6 |
| Prairie View A&M | W | 23 | 15 |
| Jackson State | L | 31 | 45 |
| Texas Southern | L | 25 | 42 |
| Arkansas-Pine Bluff | T | 20 | 20 |
| Wiley | T | 0 | 0 |
| Alcorn State | W | 46 | 7 |

1963

Head Coach: Eddie Robinson

Record: 5-3-1/3-3-1 SWAC

| OPPONENT | W-L-T | GSU | OPP. |
|---------------------|-------|-----|------|
| Alcorn State | W | 40 | 23 |
| Southern | L | 21 | 22 |
| Tennessee State | W | 26 | 14 |
| Miss. Valley State | W | 39 | 6 |
| Prairie View A&M | L | 7 | 28 |
| Jackson State | W | 62 | 16 |
| Texas Southern | L | 13 | 27 |
| Arkansas-Pine Bluff | T | 7 | 7 |
| Wiley | W | 34 | 8 |

1964

Head Coach: Eddie Robinson

Record: 9-2/6-1 SWAC

| OPPONENT | W-L-T | GSU | OPP. |
|---------------------|-------|-----|------|
| Alcorn State | W | 32 | 14 |
| Southern | W | 20 | 17 |
| Prairie View A&M | L | 14 | 22 |
| Tennessee State | W | 20 | 18 |
| Miss. Valley State | W | 20 | 7 |
| Jackson State | W | 47 | 26 |
| Texas Southern | W | 25 | 8 |
| Arkansas-Pine Bluff | W | 39 | 0 |
| Wiley | W | 40 | 21 |
| Bishop | W | 42 | 6 |
| Florida A&M | L | 15 | 42 |

1965

Head Coach: Eddie Robinson

Record: 8-3/6-1 SWAC

SWAC Champions

| OPPONENT | W-L-T | GSU | OPP. |
|---------------------|-------|-----|------|
| Alcorn State | W | 26 | 13 |
| Prairie View A&M | W | 44 | 7 |
| Tennessee State | L | 7 | 40 |
| Miss. Valley State | W | 34 | 20 |
| Jackson State | W | 51 | 20 |
| Texas Southern | L | 6 | 26 |
| Arkansas-Pine Bluff | W | 21 | 9 |
| Wiley | W | 72 | 14 |
| Southern | W | 34 | 14 |
| Lincoln University | W | 54 | 18 |
| North Dakota State | L | 7 | 20 |

1966

Head Coach: Eddie Robinson

Record: 6-2-1/4-2-1 SWAC

SWAC Co-Champions

| OPPONENT | W-L-T | GSU | OPP. |
|---------------------|-------|-----|------|
| Alcorn State | W | 14 | 13 |
| Prairie View A&M | T | 10 | 10 |
| Tennessee State | L | 23 | 31 |
| Miss. Valley State | W | 55 | 34 |
| Jackson State | W | 27 | 18 |
| Texas Southern | W | 19 | 17 |
| Arkansas-Pine Bluff | W | 61 | 21 |
| Wiley | W | 45 | 14 |
| Southern | L | 13 | 41 |

1967

Head Coach: Eddie Robinson

Record: 9-1/6-1 SWAC

SWAC Co-Champions

Black College Football National Champions

| OPPONENT | W-L-T | GSU | OPP. |
|---------------------|-------|-----|------|
| Alcorn State | W | 13 | 7 |
| Prairie View A&M | W | 13 | 10 |
| Tennessee State | W | 26 | 24 |
| Miss. Valley State | W | 68 | 0 |
| Jackson State | L | 14 | 20 |
| Texas Southern | W | 20 | 14 |
| Arkansas-Pine Bluff | W | 39 | 13 |
| Wiley | W | 70 | 12 |
| Southern | W | 27 | 20 |
| Florida A&M | W | 28 | 25 |

1968

Head Coach: Eddie Robinson

Record: 9-2/6-1 SWAC

SWAC Co-Champions

| OPPONENT | W-L-T | GSU | OPP. |
|---------------------|-------|-----|------|
| Alcorn State | L | 13 | 28 |
| Morgan State | L | 7 | 8 |
| Tennessee State | W | 30 | 21 |
| Miss. Valley State | W | 28 | 13 |
| Prairie View A&M | W | 22 | 14 |
| Jackson State | W | 35 | 33 |
| Texas Southern | W | 28 | 18 |
| Arkansas-Pine Bluff | W | 46 | 20 |
| Wiley | W | 37 | 6 |
| Southern | W | 34 | 32 |
| Sacramento State | W | 34 | 7 |

1969

Head Coach: Eddie Robinson

Record: 6-4/5-2 SWAC

| OPPONENT | W-L-T | GSU | OPP. |
|--------------|-------|-----|------|
| Alcorn State | | | |

YEAR-BY-YEAR RESULTS

1988

Head Coach: Eddie Robinson

Record: 8-3/5-2 SWAC

| OPPONENT | W-L-T | GSU | OPP. |
|----------------------|-------|-----|------|
| Alcorn State | W 27 | 13 | |
| Howard | L 20 | 35 | |
| Bethune-Cookman | W 17 | 16 | |
| Prairie View A&M | W 40 | 14 | |
| Tennessee State | W 35 | 33 | |
| Miss. Valley State | W 27 | 17 | |
| Jackson State | L 17 | 24 | |
| Texas Southern | W 49 | 7 | |
| Alabama State | W 34 | 0 | |
| South Carolina State | W 45 | 16 | |
| Southern | L 3 | 10 | |

1989

Head Coach: Eddie Robinson

Record: 9-3/7-0 SWAC

SWAC Champions

| OPPONENT | W-L-T | GSU | OPP. |
|----------------------|-------|-----|------|
| Alcorn State | W 35 | 30 | |
| Howard | L 0 | 6 | |
| Alabama A&M | W 34 | 22 | |
| Prairie View A&M | W 39 | 0 | |
| Tennessee State | L 14 | 15 | |
| Miss. Valley State | W 74 | 14 | |
| Jackson State | W 27 | 17 | |
| Texas Southern | W 49 | 6 | |
| Alabama State | W 28 | 6 | |
| South Carolina State | W 56 | 10 | |
| Southern | W 44 | 30 | |
| Stephen F. Austin | L 56 | 59 | |

1990

Head Coach: Eddie Robinson

Record: 8-3/3-3 SWAC

| OPPONENT | W-L-T | GSU | OPP. |
|----------------------|-------|-----|------|
| Alcorn State | W 42 | 13 | |
| Tennessee State | W 37 | 20 | |
| Hampton | W 22 | 3 | |
| Elizabeth City State | W 67 | 3 | |
| Alabama A&M | W 27 | 20 | |
| Miss. Valley State | L 20 | 38 | |
| Jackson State | L 19 | 29 | |
| Texas Southern | W 52 | 36 | |
| Alabama State | L 14 | 37 | |
| South Carolina State | W 39 | 15 | |
| Southern | W 25 | 13 | |

1991

Head Coach: Eddie Robinson

Record: 5-6/3-4 SWAC

| OPPONENT | W-L-T | GSU | OPP. |
|--------------------|-------|-----|------|
| Alcorn State | L 22 | 27 | |
| Virginia Union | L 37 | 46 | |
| Tennessee State | W 24 | 21 | |
| North Carolina A&T | L 12 | 28 | |
| Prairie View A&M | W 77 | 7 | |
| Miss. Valley State | W 37 | 35 | |
| Jackson State | L 22 | 34 | |
| Texas Southern | W 30 | 27 | |
| Alabama State | L 14 | 60 | |
| Florida A&M | W 25 | 22 | |
| Southern | L 30 | 31 | |

1992

Head Coach: Eddie Robinson

Record: 10-2/6-1 SWAC

Black College Football National Champions

| OPPONENT | W-L-T | GSU | OPP. |
|--------------------|-------|-----|------|
| Alcorn State | L 33 | 35 | |
| Virginia Union | W 54 | 6 | |
| Tennessee State | W 38 | 28 | |
| Delaware State | L 42 | 45 | |
| Prairie View A&M | W 63 | 3 | |
| Miss. Valley State | W 49 | 6 | |
| Jackson State | W 34 | 31 | |
| Texas Southern | W 24 | 17 | |

| | | | |
|---------------|------|----|--|
| Alabama State | W 44 | 19 | |
| Florida A&M | W 27 | 10 | |
| Southern | W 30 | 27 | |
| Florida A&M | W 45 | 15 | |

1993

Head Coach: Eddie Robinson

Record: 7-4/4-3 SWAC

| OPPONENT | W-L-T | GSU | OPP. |
|---------------------|-------|-----|------|
| Alcorn State | L 24 | 25 | |
| Tennessee State | W 33 | 28 | |
| Hampton | L 26 | 27 | |
| Prairie View A&M | W 49 | 0 | |
| Miss. Valley State | W 28 | 19 | |
| Arkansas-Pine Bluff | W 45 | 7 | |
| Jackson State | W 20 | 14 | |
| Texas Southern | W 50 | 26 | |
| Alabama State | L 10 | 16 | |
| Florida A&M | W 39 | 13 | |
| Southern | L 13 | 31 | |

1994

Head Coach: Eddie Robinson

Record: 9-3/6-1 SWAC

SWAC Co-Champions

| OPPONENT | W-L-T | GSU | OPP. |
|----------------------|-------|-----|------|
| Alcorn State | W 62 | 56 | |
| Morgan State | W 87 | 12 | |
| Hampton | W 32 | 29 | |
| Prairie View A&M | W 66 | 0 | |
| Miss. Valley State | W 24 | 7 | |
| Arkansas-Pine Bluff | W 44 | 17 | |
| Jackson State | W 28 | 17 | |
| Texas Southern | W 51 | 20 | |
| Alabama State | W 51 | 24 | |
| Florida A&M | L 0 | 13 | |
| Southern | L 7 | 34 | |
| South Carolina State | L 27 | 31 | |

1995

Head Coach: Eddie Robinson

Record: 5-6/4-3 SWAC

| OPPONENT | W-L-T | GSU | OPP. |
|----------------------|-------|-----|------|
| Alcorn State | W 39 | 17 | |
| Hampton | L 7 | 16 | |
| Central State | L 14 | 16 | |
| Prairie View A&M | W 64 | 0 | |
| Miss. Valley State | W 42 | 6 | |
| Arkansas-Pine Bluff | L 14 | 17 | |
| Jackson State | L 28 | 29 | |
| Texas Southern | W 56 | 14 | |
| Alabama State | L 16 | 37 | |
| Elizabeth City State | W 42 | 12 | |
| Southern | L 14 | 30 | |

1996

Head Coach: Eddie Robinson

Record: 3-8/2-5 SWAC

| OPPONENT | W-L-T | GSU | OPP. |
|---------------------|-------|-----|------|
| Alcorn State | L 6 | 31 | |
| Central State | L 7 | 20 | |
| Langston | L 14 | 15 | |
| Prairie View A&M | W 54 | 12 | |
| Miss. Valley State | L 10 | 19 | |
| Arkansas-Pine Bluff | W 32 | 15 | |
| Jackson State | L 0 | 52 | |
| Texas Southern | L 7 | 52 | |
| Alabama State | W 7 | 0 | |
| North Carolina A&T | L 12 | 17 | |
| Southern | L 12 | 17 | |

1997

Head Coach: Eddie Robinson

Record: 3-7/2-6 SWAC

| OPPONENT | W-L-T | GSU | OPP. |
|------------------|-------|-----|------|
| Alcorn State | L 20 | 44 | |
| Langston | W 20 | 0 | |
| Hampton | L 7 | 42 | |
| Prairie View A&M | W 33 | 6 | |

| | | | |
|---------------------|------|----|--|
| Miss. Valley State | W 20 | 13 | |
| Arkansas-Pine Bluff | L 16 | 22 | |
| Jackson State | L 0 | 23 | |
| Texas Southern | L 16 | 21 | |
| Alabama State | L 13 | 38 | |
| Southern | L 7 | 30 | |

1998

Head Coach: Doug Williams

Record: 5-6/4-4 SWAC

| OPPONENT | W-L-T | GSU | OPP. |
|---------------------|-------|-----|------|
| Alcorn State | W 11 | 0 | |
| Alabama A&M | L 13 | 14 | |
| Hampton | L 15 | 28 | |
| Prairie View A&M | W 55 | 40 | |
| Miss. Valley State | W 21 | 13 | |
| Arkansas-Pine Bluff | L 33 | 54 | |
| Jackson State | L 35 | 68 | |
| Texas Southern | L 24 | 41 | |
| Alabama State | W 31 | 6 | |
| Winston-Salem State | W 35 | 28 | |
| Southern | L 14 | 26 | |

1999

Head Coach: Doug Williams

Record: 7-4/2-2 SWAC

| OPPONENT | W-L-T | GSU | OPP. |
|---------------------|-------|-----|------|
| Alcorn State | W 41 | 25 | |
| Alabama A&M | W 36 | 31 | |
| Jackson State | L 6 | 31 | |
| Hampton | L 7 | 27 | |
| Prairie View A&M | W 47 | 19 | |
| Miss. Valley State | W 42 | 19 | |
| Arkansas-Pine Bluff | W 24 | 19 | |
| Texas Southern | L 20 | 21 | |
| Alabama State | W 36 | 13 | |
| Winston-Salem State | W 25 | 23 | |
| Southern | L 31 | 37 | |

2000

Head Coach: Doug Williams

Record: 10-2/6-1 SWAC

SWAC Champions

Black College Football National Champions

| OPPONENT | W-L-T | GSU | OPP. |
|---------------------|-------|-----|------|
| Alcorn State | W 29 | 6 | |
| Louisville | L 0 | 52 | |
| Alabama A&M | W 17 | 14 | |
| Miss. Valley State | W 49 | 13 | |
| Prairie View A&M | W 47 | 7 | |
| Florida A&M | W 12 | 10 | |
| Arkansas-Pine Bluff | W 24 | 17 | |
| Jackson State | W 33 | 30 | |
| Texas Southern | W 26 | 17 | |
| Alabama State | W 20 | 2 | |
| Southern | L 29 | 33 | |
| Alabama A&M | W 14 | 6 | |

2001

Head Coach: Doug Williams

Record: 10-1/6-1 SWAC

SWAC Champions

Black College Football National Champions

| OPPONENT | W-L-T | GSU | OPP. |
|---------------------|-------|-----|------|
| Alcorn State | W 37 | 22 | |
| Alabama A&M | W 30 | 7 | |
| Portland State | W 30 | 29 | |
| Arkansas-Pine Bluff | W 60 | 7 | |
| Florida A&M | W 12 | 10 | |
| Jackson State | W 30 | 16 | |
| Texas Southern | W 43 | 3 | |
| Alabama State | L 38 | 45 | |
| Nicholls State | W 37 | 28 | |
| Southern | W 30 | 20 | |
| Alabama State | W 38 | 31 | |

2002

Head Coach: Doug Williams

Record: 11-2/6-1 SWAC

| OPPONENT | W-L-T | GSU | OPP. |
|-----------------|-------|-----|------|
| McNeese State | L 20 | 52 | |
| Alcorn State | W 41 | 35 | |
| Alabama A&M | W 23 | 13 | |
| Tennessee State | W 49 | 14 | |

| | | | |
|---------------------|------|----|--|
| Langston | W 37 | 30 | |
| Prairie View A&M | W 35 | 13 | |
| Arkansas-Pine Bluff | W 54 | 15 | |
| Jackson State | W 52 | 31 | |
| Texas Southern | W 42 | 28 | |
| Alabama State | W 34 | 21 | |
| Morris Brown | W 64 | 36 | |
| Southern | L 24 | 48 | |
| Alabama A&M | W 31 | 19 | |

2003

Head Coach: Doug Williams

Record: 9-3/6-1 SWAC

| OPPONENT | W-L-T | GSU | OPP. |
|---------------------|-------|-----|------|
| San Jose State | L 0 | 29 | |
| Alcorn State | W 40 | 28 | |
| Alabama A&M | W 45 | 14 | |
| McNeese State | L 20 | 31 | |
| Prairie View A&M | W 65 | 7 | |
| Miss. Valley State | W 45 | 6 | |
| Arkansas-Pine Bluff | W 41 | 16 | |
| Jackson State | W 24 | 17 | |
| Texas Southern | W 48 | 15 | |
| Alabama State | W 37 | 34 | |
| Savannah State | W 33 | 17 | |
| Southern | L 41 | 44 | |

2004

Head Coach: Melvin Spears

Record: 6-5/3-4 SWAC

| OPPONENT | W-L-T | GSU | OPP. |
|--------------------|-------|-----|------|
| Alcorn State | L 23 | 34 | |
| Alabama A&M | L 9 | 21 | |
| Bethune-Cookman | W 24 | 23 | |
| Prairie View A&M | W 53 | 32 | |
| Miss. Valley State | W 34 | 26 | |
| Ark.-Pine Bluff | L 22 | 41 | |
| Jackson State | L 23 | 32 | |
| Texas Southern | W 28 | 10 | |
| Alabama State | L 23 | 37 | |
| Savannah State | W 31 | 26 | |
| Southern | W 24 | 13 | |

2005

Head Coach: Melvin Spears

Record: 11-1/9-0 SWAC

SWAC Champions

Black College Football National Champions

| OPPONENT | W-L-T | GSU | OPP. |
|---------------------|-------|-----|------|
| Alabama A&M | W 44 | 0 | |
| Washington State | L 7 | 48 | |
| Prairie View A&M | W 50 | 7 | |
| Miss. Valley State | W 37 | 22 | |
| Arkansas-Pine Bluff | W 26 | 23 | |
| Jackson State | W 52 | 21 | |
| Texas Southern | W 58 | 21 | |
| Alabama State | W 32 | 27 | |
| Concordia | W 82 | 7 | |
| Southern | W 50 | 35 | |
| Alcorn State | W 46 | 19 | |
| Alabama A&M | W 45 | 6 | |

2006

Head Coach: Melvin Spears

Record: 3-8/3-6 SWAC

| OPPONENT | W-L-T | GSU | OPP. |
|---------------------|-------|---------|------|
| Hampton | L 26 | 27 (OT) | |
| Alabama A&M | L 27 | 30 (OT) | |
| Houston | L 22 | 42 | |
| Prairie View A&M | W 53 | 7 | |
| Miss. Valley State | W 28 | 25 | |
| Arkansas-Pine Bluff | L 28 | 33 | |
| Jackson State | W 36 | 7 | |
| Texas Southern | L 28 | 33 | |
| Alabama State | L 16 | 35 | |
| Southern | L 17 | 21 | |
| Alcorn State | L 14 | 21 | |

ALL-TIME RESULTS VS OPPONENTS

ALABAMA A&M [21-9]

| YEAR | Date | GSU | Opp. |
|------|-------|-----|----------|
| 1989 | | 34 | 22 |
| 1990 | | 27 | 20 |
| 1998 | | 13 | 14 |
| 1999 | | 36 | 31 |
| 2000 | | 17 | 14 |
| 2000 | | 14 | 6 |
| 2001 | | 30 | 7 |
| 2002 | | 23 | 13 |
| 2002 | | 31 | 19 |
| 2003 | | 45 | 14 |
| 2004 | | 9 | 21 |
| 2005 | | 44 | 0 |
| 2005 | | 45 | 6 |
| 2006 | | 27 | 30 (OT) |
| 2007 | | 31 | 6 |
| 2008 | | 27 | 9 |
| 2009 | 10/10 | 41 | 20 |
| 2010 | 10/2 | 25 | 22 |
| 2011 | 9/24 | 14 | 20 |
| 2011 | 12/10 | 16 | 15 |
| 2012 | 9/29 | 17 | 38 |
| 2013 | 8/31 | 9 | 23 |
| 2014 | 10/4 | 38 | 28 |
| 2016 | 11/5 | 56 | 17 |
| 2018 | 11/10 | 29 | 16 |
| 2019 | 10/12 | 23 | 10 |
| 2021 | 10/2 | 37 | 28 |
| 2022 | | 31 | 37 (20T) |
| 2023 | | 24 | 45 |
| 2024 | 11/14 | 17 | 22 |

Alabama A&M Series Notes

| | |
|-----------------------------------|----------------------------|
| Grambling State Points | 830 |
| Alabama A&M Points | 567 |
| Games Decided by 3 Points or Less | 3-3 |
| Games Decided by 7 Points or Less | 5-5 |
| Longest Winning Streak | 7 (1999-2003) |
| Current Streak | Lost 3 |
| Last 10 Games | 5-5 |
| Biggest Win | 56-17 (2016) |
| Biggest Loss | 17-38 (2012), 24-45 (2023) |

ALABAMA STATE [28-15]

| YEAR | Date | GSU | Opp. |
|-------------------------|------|-----|------------|
| 1979 | | 21 | 7 |
| 1980 | | 28 | 12 |
| 1981 | | 19 | 7 |
| 1982 | | 36 | 14 |
| 1983 | | 28 | 9 |
| 1984 | | 17 | 6 |
| 1985 | | 28 | 0 |
| 1986 | | 16 | 7 |
| 1987 | | 7 | 17 |
| 1988 | | 34 | 0 |
| 1989 | | 28 | 6 |
| 1990 | | 14 | 37 |
| 1991 | | 14 | 60 |
| 1992 | | 44 | 19 |
| 1993 | | 10 | 16 |
| 1994 | | 51 | 24 |
| 1995 | | 16 | 37 |
| 1996 | | 7 | 0 |
| 1997 | | 13 | 20 |
| 1998 | | 31 | 6 |
| 1999 | | 36 | 13 |
| 2000 | | 20 | 2 |
| 2001 | | 38 | 45*Forfeit |
| 2001 | | 38 | 31 |
| *SWAC Championship Game | | | |
| 2002 | | 34 | 21 |

| | | | |
|------|--|----|----|
| 2003 | | 37 | 34 |
| 2004 | | 23 | 37 |
| 2005 | | 32 | 27 |
| 2006 | | 16 | 35 |
| 2007 | | 21 | 7 |
| 2008 | | 27 | 7 |
| 2009 | | 23 | 12 |
| 2010 | | 22 | 7 |
| 2011 | | 17 | 31 |
| 2012 | | 18 | 19 |
| 2013 | | 21 | 52 |
| 2014 | | 23 | 37 |
| 2015 | | 34 | 10 |
| 2016 | | 21 | 0 |
| 2017 | | 24 | 7 |
| 2018 | | 34 | 0 |
| 2019 | | 20 | 23 |
| 2023 | | 6 | 17 |

Alabama State Series Notes

| | |
|-----------------------------------|---------------|
| Grambling State Points | 1,050 |
| Alabama State Points | 791 |
| Games Decided by 3 Points or Less | 1-2 |
| Games Decided by 7 Points or Less | 4-4 |
| Longest Winning Streak | 8 (1979-1986) |
| Current Streak | Lost 2 |
| Last 10 Games | 4-6 |
| Biggest Win | 34-0 (1988) |
| Biggest Loss | 14-60 (1991) |

ALCORN STATE [47-26-3]

| YEAR | Date | GSU | Opp. |
|------|------|-----|------|
| 1952 | | 27 | 13 |
| 1954 | | 6 | 26 |
| 1955 | | 13 | 6 |
| 1956 | | 33 | 12 |
| 1957 | | 53 | 0 |
| 1958 | | 48 | 6 |
| 1961 | | 49 | 0 |
| 1962 | | 46 | 7 |
| 1963 | | 40 | 23 |
| 1964 | | 32 | 14 |
| 1965 | | 26 | 13 |
| 1966 | | 14 | 13 |
| 1967 | | 13 | 7 |
| 1968 | | 13 | 28 |
| 1969 | | 7 | 28 |
| 1970 | | 7 | 10 |
| 1971 | | 21 | 6 |
| 1972 | | 6 | 9 |
| 1973 | | 22 | 6 |
| 1974 | | 14 | 19 |
| 1975 | | 27 | 3 |
| 1976 | | 0 | 2 |
| 1977 | | 42 | 17 |
| 1978 | | 21 | 13 |
| 1979 | | 40 | 6 |
| 1980 | | 27 | 29 |
| 1981 | | 13 | 10 |
| 1982 | | 31 | 14 |
| 1983 | | 28 | 0 |
| 1984 | | 13 | 27 |
| 1984 | | 13 | 27 |
| 1985 | | 30 | 20 |
| 1986 | | 19 | 17 |
| 1987 | | 24 | 28 |
| 1988 | | 27 | 13 |
| 1989 | | 35 | 30 |
| 1990 | | 42 | 13 |
| 1991 | | 22 | 27 |
| 1992 | | 33 | 35 |
| 1993 | | 24 | 25 |
| 1994 | | 62 | 56 |
| 1995 | | 39 | 17 |
| 1996 | | 6 | 31 |
| 1997 | | 20 | 44 |
| 1998 | | 11 | 0 |

| | | | |
|------|-------|----|---------|
| 1999 | | 41 | 25 |
| 2000 | | 29 | 6 |
| 2001 | | 37 | 22 |
| 2002 | | 41 | 35 |
| 2003 | | 40 | 28 |
| 2004 | | 23 | 34 |
| 2005 | | 46 | 19 |
| 2006 | | 14 | 21 |
| 2007 | | 31 | 10 |
| 2008 | | 29 | 0 |
| 2010 | 10/16 | 38 | 28 |
| 2011 | 9/3 | 21 | 14 |
| 2012 | 9/1 | 21 | 22 |
| 2013 | 10/12 | 0 | 48 |
| 2014 | 10/11 | 28 | 21 |
| 2015 | 10/17 | 35 | 34 |
| 2015 | 12/5 | 21 | 49 |
| 2016 | 9/24 | 43 | 18 |
| 2016 | 12/3 | 27 | 20 |
| 2017 | 10/21 | 41 | 14 |
| 2017 | 12/2 | 40 | 32 |
| 2018 | 10/20 | 26 | 33 |
| 2019 | 11/9 | 19 | 16 (OT) |
| 2021 | 10/9 | 20 | 24 |
| 2022 | | 35 | 6 |
| 2023 | | 24 | 25 (OT) |
| 2024 | 10/12 | 15 | 17 |

Alcorn State Series Notes

| | |
|-----------------------------------|----------------|
| Grambling State Points | 1,911 |
| Alcorn State Points | 1,344 |
| Games Decided by 3 Points or Less | 5-8 |
| Games Decided by 7 Points or Less | 10-14 |
| Longest Winning Streak | 11 (1955-1967) |
| Current Streak | Lost 2 |
| Last 10 Games | 6-4 |
| Biggest Win | 53-0 (1957) |
| Biggest Loss | 0-48 (2013) |

Alcorn State Series Notes

| | |
|-----------------------------------|----------------|
| Grambling State Points | 1,872 |
| Alcorn State Points | 1,302 |
| Games Decided by 3 Points or Less | 5-6 |
| Games Decided by 7 Points or Less | 10-12 |
| Longest Winning Streak | 11 (1955-1967) |
| Current Streak | Won 1 |
| Last 10 Games | 7-3 |
| Biggest Win | 53-0 (1957) |
| Biggest Loss | 0-48 (2013) |

ARIZONA (0-1)

| YEAR | Date | GSU | Opp. |
|------|------|-----|------|
| 2016 | 9/10 | 21 | 31 |

Arizona Series Notes

| | |
|-----------------------------------|--------------|
| Grambling State Points | 21 |
| Arizona Points | 31 |
| Games Decided by 3 Points or Less | 0-0 |
| Games Decided by 7 Points or Less | 0-0 |
| Longest Winning Streak | None |
| Current Streak | Lost 1 |
| Last 10 Games | 0-1 |
| Biggest Win | None |
| Biggest Loss | 21-31 (2016) |

ALL-TIME RESULTS VS OPPONENTS

ARKANSAS-PINE BLUFF [34-13-2]

| YEAR | Date | GSU | Opp. |
|------|-------|-----|---------|
| 1951 | | 13 | 25 |
| 1952 | | 35 | 19 |
| 1953 | | 20 | 16 |
| 1954 | | 21 | 13 |
| 1955 | | 38 | 6 |
| 1958 | | 6 | 7 |
| 1959 | | 6 | 7 |
| 1960 | | 33 | 12 |
| 1962 | | 20 | 20 |
| 1963 | | 7 | 7 |
| 1964 | | 39 | 0 |
| 1965 | | 21 | 9 |
| 1966 | | 61 | 21 |
| 1967 | | 39 | 13 |
| 1968 | | 46 | 20 |
| 1969 | | 42 | 0 |
| 1970 | | 41 | 13 |
| 1971 | | 20 | 16 |
| 1993 | | 45 | 7 |
| 1994 | | 44 | 17 |
| 1995 | | 14 | 17 |
| 1996 | | 32 | 15 |
| 1997 | | 16 | 22 |
| 1998 | | 33 | 54 |
| 1999 | | 24 | 19 |
| 2000 | | 24 | 17 |
| 2001 | | 60 | 7 |
| 2002 | | 54 | 15 |
| 2003 | | 41 | 16 |
| 2004 | | 22 | 41 |
| 2005 | | 26 | 23 |
| 2006 | | 28 | 33 |
| 2007 | | 30 | 24 |
| 2008 | | 28 | 7 |
| 2009 | 11/6 | 42 | 49 |
| 2010 | 10/30 | 35 | 25 |
| 2011 | 10/29 | 27 | 20 |
| 2012 | 11/10 | 17 | 24 |
| 2013 | 11/9 | 42 | 45 |
| 2014 | 10/18 | 63 | 39 |
| 2015 | 11/14 | 49 | 31 |
| 2016 | 10/29 | 70 | 0 |
| 2017 | 11/4 | 31 | 26 |
| 2018 | 10/27 | 45 | 38 (ot) |
| 2019 | 10/26 | 39 | 33 |
| 2021 | 3/20 | 21 | 48 |
| 2021 | 11/6 | 26 | 33 |
| 2022 | | 36 | 10 |
| 2023 | | 43 | 14 |
| 2024 | 10/19 | 31 | 21 |

Arkansas-Pine Bluff Series Notes

| | |
|-----------------------------------|----------------|
| Grambling State Points | 1,645 |
| Arkansas-Pine Bluff Points | 1,014 |
| Games Decided by 3 Points or Less | 1-4 |
| Games Decided by 7 Points or Less | 10-9 |
| Longest Winning Streak | 11 (1960-1994) |
| Current Streak | Won 2 |
| Last 10 Games | 8-2 |
| Biggest Win | 70-0 (2016) |
| Biggest Loss | 21-48 (2021) |

ARKANSAS STATE [0-1]

| YEAR | Date | GSU | Opp. |
|------|------|-----|------|
| 1985 | | 7 | 10 |

Arkansas State Series Notes

| | |
|-----------------------------------|-------------|
| Grambling State Points | 7 |
| Arkansas State Points | 10 |
| Games Decided by 3 Points or Less | 0-1 |
| Games Decided by 7 Points or Less | 0-0 |
| Longest Winning Streak | None |
| Current Streak | Lost 1 |
| Last 10 Games | 0-1 |
| Biggest Win | None |
| Biggest Loss | 7-10 (1985) |

BENEDICT [1-0]

| YEAR | Date | GSU | Opp. |
|------|------|-----|------|
| 1962 | | 55 | 0 |

Benedict Series Notes

| | |
|-----------------------------------|-------------|
| Grambling State Points | 55 |
| Benedict Points | 0 |
| Games Decided by 3 Points or Less | 0-0 |
| Games Decided by 7 Points or Less | 0-0 |
| Longest Winning Streak | 1 (1962) |
| Current Streak | Won 1 |
| Last 10 Games | 1-0 |
| Biggest Win | 55-0 (1962) |
| Biggest Loss | None |

BETHUNE-COOKMAN [9-5]

| YEAR | Date | GSU | Opp. |
|------|-------|-----|------|
| 1954 | | 14 | 25 |
| 1955 | | 26 | 7 |
| 1956 | | 27 | 7 |
| 1957 | | 20 | 12 |
| 1984 | | 35 | 17 |
| 1986 | | 30 | 24 |
| 1987 | | 21 | 14 |
| 1988 | | 17 | 16 |
| 2004 | | 24 | 23 |
| 2014 | 9/13 | 23 | 36 |
| 2015 | 9/12 | 53 | 56 |
| 2021 | 11/13 | 14 | 31 |
| 2022 | | 19 | 37 |
| 2023 | | 28 | 14 |
| 2024 | 11/2 | 21 | 24 |

Bethune-Cookman Series Notes

| | |
|-----------------------------------|--------------------------|
| Grambling State Points | 372 |
| Bethune-Cookman Points | 343 |
| Games Decided by 3 Points or Less | 2-2 |
| Games Decided by 7 Points or Less | 3-2 |
| Longest Winning Streak | 8 (1955-1957; 1984-2004) |
| Current Streak | Lost 1 |
| Last 10 Games | 6-4 |
| Biggest Win | 27-7 (1956) |
| Biggest Loss | 19-37 (2022) |

BISHOP [6-2]

| YEAR | Date | GSU | Opp. |
|------|------|-----|------|
| 1950 | | 0 | 35 |
| 1951 | | 52 | 0 |
| 1953 | | 34 | 67 |
| 1954 | | 48 | 7 |
| 1955 | | 85 | 0 |
| 1959 | | 48 | 6 |
| 1960 | | 61 | 6 |
| 1964 | | 42 | 6 |

Bishop Series Notes

| | |
|-----------------------------------|---------------|
| Grambling State Points | 370 |
| Bishop Points | 127 |
| Games Decided by 3 Points or Less | 0-0 |
| Games Decided by 7 Points or Less | 0-0 |
| Longest Winning Streak | 5 (1954-1964) |
| Current Streak | Won 5 |

| | |
|---------------|-------------|
| Last 10 Games | 6-2 |
| Biggest Win | 85-0 (1955) |
| Biggest Loss | 0-35 (1950) |

BOISE STATE [0-1]

| YEAR | Date | GSU | Opp. |
|------|------|-----|------|
| 1980 | | 9 | 14 |

Boise State Series Notes

| | |
|-----------------------------------|-------------|
| Grambling State Points | 9 |
| Boise State Points | 14 |
| Games Decided by 3 Points or Less | 0-0 |
| Games Decided by 7 Points or Less | 0-1 |
| Longest Winning Streak | None |
| Current Streak | Lost 1 |
| Last 10 Games | 0-1 |
| Biggest Win | None |
| Biggest Loss | 9-14 (1980) |

BOSTON UNIVERSITY [0-1]

| YEAR | Date | GSU | Opp. |
|------|------|-----|------|
| 1984 | | 9 | 16 |

Boston University Series Notes

| | |
|-----------------------------------|-------------|
| Grambling State Points | 9 |
| Boston University Points | 16 |
| Games Decided by 3 Points or Less | 0-0 |
| Games Decided by 7 Points or Less | 0-1 |
| Longest Winning Streak | None |
| Current Streak | Lost 1 |
| Last 10 Games | 0-1 |
| Biggest Win | None |
| Biggest Loss | 9-16 (1984) |

BLUEFIELD [1-0]

| YEAR | Date | GSU | Opp. |
|------|------|-----|------|
| 1956 | | 52 | 0 |

Bluefield Series Notes

| | |
|-----------------------------------|-------------|
| Grambling State Points | 52 |
| Bluefield Points | 0 |
| Games Decided by 3 Points or Less | 0-0 |
| Games Decided by 7 Points or Less | 0-0 |
| Longest Winning Streak | 1 (1956) |
| Current Streak | Won 1 |
| Last 10 Games | 1-0 |
| Biggest Win | 52-0 (1956) |
| Biggest Loss | None |

CALIFORNIA [0-1]

| YEAR | Date | GSU | Opp. |
|------|------|-----|------|
| 2015 | 9/5 | 14 | 73 |

California Series Notes

| | |
|-----------------------------------|--------------|
| Grambling State Points | 14 |
| California Points | 73 |
| Games Decided by 3 Points or Less | 0-0 |
| Games Decided by 7 Points or Less | 0-0 |
| Longest Winning Streak | None |
| Current Streak | Lost 1 |
| Last 10 Games | 0-1 |
| Biggest Win | None |
| Biggest Loss | 14-73 (2015) |

CAL STATE-FULLERTON [2-0]

| YEAR | Date | GSU | Opp. |
|------|------|-----|------|
| 1970 | | 34 | 31 |
| 1971 | | 59 | 26 |

Cal State-Fullerton Series Notes

INTRODUCTION || MEDIA || 2024 SEASON PREVIEW || COACHING STAFF || ADMINISTRATION || 2023 REVIEW || RECORDS || HISTORY || CONFERENCE

ALL-TIME RECORDS

ALL-TIME RESULTS VS OPPONENTS

| | |
|-----------------------------------|---------------|
| Grambling State Points | 93 |
| Cal State-Fullerton Points | 57 |
| Games Decided by 3 Points or Less | 1-0 |
| Games Decided by 7 Points or Less | 1-0 |
| Longest Winning Streak | 2 (1970-1971) |
| Current Streak | Won 1 |
| Last 10 Games | 2-0 |
| Biggest Win | 59-26 (1971) |
| Biggest Loss | None |

CENTRAL STATE [0-3]

| YEAR | Date | GSU | Opp. |
|------|------|-----|------|
| 1987 | | 21 | 37 |
| 1995 | | 14 | 16 |
| 1996 | | 7 | 20 |

Central State Series Notes

| | |
|-----------------------------------|--------------|
| Grambling State Points | 42 |
| Central State Points | 73 |
| Games Decided by 3 Points or Less | 0-1 |
| Games Decided by 7 Points or Less | 0-1 |
| Longest Winning Streak | None |
| Current Streak | Lost 3 |
| Last 10 Games | 0-3 |
| Biggest Win | None |
| Biggest Loss | 21-37 (1987) |

CLARK ATLANTA [1-0]

| YEAR | Date | GSU | Opp. |
|------|------|-----|------|
| 2017 | 9/30 | 31 | 20 |

Clark Atlanta Series Notes

| | |
|-----------------------------------|--------------|
| Grambling State Points | 31 |
| Clark Atlanta Points | 20 |
| Games Decided by 3 Points or Less | 0-0 |
| Games Decided by 7 Points or Less | 0-0 |
| Longest Winning Streak | 1 (2017) |
| Current Streak | Won 1 |
| Last 10 Games | 1-0 |
| Biggest Win | 31-20 (2017) |
| Biggest Loss | None |

CONCORDIA (Ala.) [3-0]

| YEAR | Date | GSU | Opp. |
|------|-------|-----|------|
| 2005 | | 82 | 7 |
| 2010 | 11/6 | 35 | 0 |
| 2011 | 10/15 | 44 | 0 |

Concordia Series Notes

| | |
|-----------------------------------|---------------|
| Grambling State Points | 161 |
| Concordia Points | 7 |
| Games Decided by 3 Points or Less | 0-0 |
| Games Decided by 7 Points or Less | 0-0 |
| Longest Winning Streak | 3 (2005-2011) |
| Current Streak | Won 3 |
| Last 10 Games | 3-0 |
| Biggest Win | 82-7 (2005) |
| Biggest Loss | None |

DELAWARE [1-0]

| YEAR | Date | GSU | Opp. |
|------|------|-----|------|
| 1973 | | 17 | 8 |

Delaware Series Notes

| | |
|-----------------------------------|----------|
| Grambling State Points | 17 |
| Delaware Points | 8 |
| Games Decided by 3 Points or Less | 0-0 |
| Games Decided by 7 Points or Less | 0-0 |
| Longest Winning Streak | 1 (1973) |
| Current Streak | Won 1 |

| | |
|---------------|-------------|
| Last 10 Games | 1-0 |
| Biggest Win | 17-8 (1973) |
| Biggest Loss | None |

DELAWARE STATE [0-1]

| YEAR | Date | GSU | Opp. |
|------|------|-----|------|
| 1992 | | 42 | 45 |

Delaware State Series Notes

| | |
|-----------------------------------|--------------|
| Grambling State Points | 42 |
| Delaware State Points | 45 |
| Games Decided by 3 Points or Less | 0-1 |
| Games Decided by 7 Points or Less | 0-1 |
| Longest Winning Streak | None |
| Current Streak | Lost 1 |
| Last 10 Games | 0-1 |
| Biggest Win | None |
| Biggest Loss | 42-45 (1992) |

ELIZABETH CITY STATE [2-0]

| YEAR | Date | GSU | Opp. |
|------|------|-----|------|
| 1990 | | 67 | 3 |
| 1995 | | 42 | 12 |

Elizabeth City State Series Notes

| | |
|-----------------------------------|---------------|
| Grambling State Points | 109 |
| Elizabeth City State Points | 15 |
| Games Decided by 3 Points or Less | 0-0 |
| Games Decided by 7 Points or Less | 0-0 |
| Longest Winning Streak | 2 (1990-1995) |
| Current Streak | Won 2 |
| Last 10 Games | 2-0 |
| Biggest Win | 67-3 (1990) |
| Biggest Loss | None |

FLORIDA A&M [10-7]

| YEAR | Date | GSU | Opp. |
|------|-------|-----|------|
| 1955 | | 28 | 21 |
| 1964 | | 15 | 42 |
| 1967 | | 28 | 25 |
| 1969 | | 19 | 23 |
| 1978 | | 7 | 37 |
| 1979 | | 7 | 25 |
| 1980 | | 27 | 25 |
| 1981 | | 21 | 10 |
| 1982 | | 43 | 21 |
| 1991 | | 25 | 22 |
| 1992 | | 27 | 10 |
| 1992 | | 45 | 15 |
| 1993 | | 39 | 13 |
| 1994 | | 0 | 13 |
| 2000 | | 12 | 10 |
| 2021 | 10/30 | 3 | 26 |
| 2022 | | 16 | 20 |

Florida A&M Series Notes

| | |
|-----------------------------------|---------------|
| Grambling State Points | 362 |
| Florida A&M Points | 358 |
| Games Decided by 3 Points or Less | 4-0 |
| Games Decided by 7 Points or Less | 5-1 |
| Longest Winning Streak | 7 (1980-1993) |
| Current Streak | Lost 1 |
| Last 10 Games | 7-3 |
| Biggest Win | 45-15 (1992) |
| Biggest Loss | 7-37 (1978) |

FORT VALLEY STATE [1-0]

| YEAR | Date | GSU | Opp. |
|------|------|-----|------|
| 1950 | | 54 | 0 |

Fort Valley State Series Notes

| | |
|-----------------------------------|-------------|
| Grambling State Points | 54 |
| Fort Valley State Points | 0 |
| Games Decided by 3 Points or Less | 0-0 |
| Games Decided by 7 Points or Less | 0-0 |
| Longest Winning Streak | 1 (1950) |
| Current Streak | Won 1 |
| Last 10 Games | 1-0 |
| Biggest Win | 54-0 (1950) |
| Biggest Loss | None |

HAMPTON [2-6]

| YEAR | Date | GSU | Opp. |
|------|------|-----|---------|
| 1990 | | 22 | 3 |
| 1993 | | 26 | 27 |
| 1994 | | 32 | 29 |
| 1995 | | 7 | 16 |
| 1997 | | 7 | 42 |
| 1998 | | 15 | 28 |
| 1999 | | 7 | 27 |
| 2006 | | 26 | 27 (OT) |

Hampton Series Notes

| | |
|-----------------------------------|----------------|
| Grambling State Points | 142 |
| Hampton Points | 199 |
| Games Decided by 3 Points or Less | 1-2 |
| Games Decided by 7 Points or Less | 1-2 |
| Longest Winning Streak | 1 (1990; 1994) |
| Current Streak | Lost 5 |
| Last 10 Games | 2-6 |
| Biggest Win | 22-3 (1990) |
| Biggest Loss | 7-42 (1997) |

HAWAI'I [3-0]

| YEAR | Date | GSU | Opp. |
|------|------|-----|------|
| 1972 | | 47 | 6 |
| 1975 | | 20 | 6 |
| 1976 | | 34 | 23 |

Hawai'i Series Notes

| | |
|-----------------------------------|---------------|
| Grambling State Points | 101 |
| Hawai'i Points | 35 |
| Games Decided by 3 Points or Less | 0-0 |
| Games Decided by 7 Points or Less | 0-0 |
| Longest Winning Streak | 3 (1972-1976) |
| Current Streak | Won 3 |
| Last 10 Games | 3-0 |
| Biggest Win | 47-6 (1972) |
| Biggest Loss | None |

HOUSTON [0-3]

| YEAR | Date | GSU | Opp. |
|------|------|-----|------|
| 2006 | | 22 | 42 |
| 2014 | 9/6 | 0 | 47 |
| 2021 | 9/18 | 0 | 45 |

Houston Series Notes

| | |
|-----------------------------------|-------------|
| Grambling State Points | 22 |
| Houston Points | 134 |
| Games Decided by 3 Points or Less | 0-0 |
| Games Decided by 7 Points or Less | 0-0 |
| Longest Winning Streak | None |
| Current Streak | Lost 3 |
| Last 10 Games | 0-3 |
| Biggest Win | None |
| Biggest Loss | 0-47 (2014) |

HOWARD [0-2]

| YEAR | Date | GSU | Opp. |
|------|------|-----|------|
| 1988 | | 20 | 35 |
| 1989 | | 0 | 6 |

ALL-TIME RESULTS VS OPPONENTS //

Howard Series Notes

| | |
|-----------------------------------|--------------|
| Grambling State Points | 20 |
| Howard Points | 41 |
| Games Decided by 3 Points or Less | 0-0 |
| Games Decided by 7 Points or Less | 0-1 |
| Longest Winning Streak | None |
| Current Streak | Last 2 |
| Last 10 Games | 0-2 |
| Biggest Win | None |
| Biggest Loss | 20-35 (1988) |

JACKSON STATE [48-23-1]

| YEAR | Date | GSU | Opp. |
|------|------|-----|------|
| 1952 | | 13 | 13 |
| 1953 | | 21 | 13 |
| 1954 | | 35 | 13 |
| 1955 | | 48 | 7 |
| 1956 | | 26 | 7 |
| 1957 | | 30 | 39 |
| 1958 | | 21 | 18 |
| 1959 | | 18 | 14 |
| 1960 | | 32 | 12 |
| 1961 | | 13 | 14 |
| 1962 | | 31 | 45 |
| 1963 | | 62 | 16 |
| 1964 | | 47 | 27 |
| 1965 | | 51 | 20 |
| 1966 | | 27 | 18 |
| 1967 | | 14 | 20 |
| 1968 | | 35 | 33 |
| 1969 | | 62 | 12 |
| 1970 | | 27 | 7 |
| 1971 | | 7 | 13 |
| 1972 | | 26 | 13 |
| 1973 | | 19 | 12 |
| 1974 | | 26 | 13 |
| 1975 | | 14 | 24 |
| 1976 | | 28 | 6 |
| 1978 | | 13 | 7 |
| 1980 | | 24 | 14 |
| 1981 | | 15 | 7 |
| 1982 | | 6 | 22 |
| 1983 | | 14 | 10 |
| 1984 | | 19 | 3 |
| 1985 | | 26 | 35 |
| 1986 | | 14 | 25 |
| 1987 | | 17 | 31 |
| 1988 | | 17 | 24 |
| 1989 | | 27 | 17 |
| 1990 | | 19 | 29 |
| 1991 | | 22 | 34 |
| 1992 | | 34 | 31 |
| 1993 | | 20 | 14 |
| 1994 | | 28 | 17 |
| 1995 | | 28 | 29 |
| 1996 | | 0 | 52 |
| 1997 | | 0 | 23 |
| 1998 | | 35 | 68 |
| 1999 | | 6 | 31 |
| 2000 | | 33 | 30 |
| 2001 | | 30 | 16 |
| 2002 | | 52 | 31 |
| 2003 | | 24 | 17 |
| 2004 | | 23 | 32 |
| 2005 | | 52 | 21 |
| 2006 | | 36 | 7 |
| 2007 | | 30 | 20 |
| 2007 | | 31 | 42 |
| 2008 | | 14 | 5 |
| 2008 | | 41 | 9 |
| 2009 | 9/19 | 27 | 17 |
| 2010 | 9/18 | 28 | 21 |

| | | | |
|------|-------|---------|----|
| 2011 | 11/5 | 26 | 23 |
| 2012 | 11/3 | 17 | 53 |
| 2013 | 10/19 | Forfeit | |
| 2014 | 9/20 | 40 | 35 |
| 2015 | 10/3 | 59 | 27 |
| 2016 | 9/17 | 35 | 14 |
| 2017 | 9/16 | 36 | 21 |
| 2019 | 10/5 | 44 | 21 |
| 2021 | 3/6 | 28 | 33 |
| 2022 | | 24 | 66 |
| 2024 | 9/21 | 41 | 20 |

Jackson State Series Notes

| | |
|-----------------------------------|--------------|
| Grambling State Points | 1,762 |
| Jackson State Points | 1,467 |
| Games Decided by 3 Points or Less | 4-2 |
| Games Decided by 7 Points or Less | 13-5 |
| Longest Winning Streak | Tied at 5 |
| Current Streak | Won 1 |
| Last 10 Games | 5-5 |
| Biggest Win | 62-12 (1969) |
| Biggest Loss | 0-52 (1996) |

KENTUCKY STATE [2-0]

| YEAR | Date | GSU | Opp. |
|------|------|-----|------|
| 1952 | | 14 | 13 |
| 1953 | | 13 | 0 |

Kentucky State Series Notes

| | |
|-----------------------------------|---------------|
| Grambling State Points | 27 |
| Kentucky State Points | 13 |
| Games Decided by 3 Points or Less | 1-0 |
| Games Decided by 7 Points or Less | 0-1 |
| Longest Winning Streak | 2 (1952-1953) |
| Current Streak | Won 2 |
| Last 10 Games | 2-0 |
| Biggest Win | 13-0 (1953) |
| Biggest Loss | None |

LAMAR [0-2]

| YEAR | Date | GSU | Opp. |
|------|-------|-----|------|
| 2013 | 9/28 | 16 | 27 |
| 2014 | 10/30 | 27 | 42 |

Lamar Series Notes

| | |
|-----------------------------------|--------------|
| Grambling State Points | 43 |
| Lamar Points | 69 |
| Games Decided by 3 Points or Less | 0-0 |
| Games Decided by 7 Points or Less | 0-0 |
| Longest Winning Streak | None |
| Current Streak | Lost 2 |
| Last 10 Games | 0-2 |
| Biggest Win | None |
| Biggest Loss | 27-42 (2014) |

LANGSTON [4-1]

| YEAR | Date | GSU | Opp. |
|------|------|-----|------|
| 1977 | | 65 | 0 |
| 1978 | | 62 | 16 |
| 1996 | | 14 | 15 |
| 1997 | | 20 | 0 |
| 2008 | | 13 | 2 |

Langston Series Notes

| | |
|-----------------------------------|--------------------------|
| Grambling State Points | 174 |
| Langston Points | 33 |
| Games Decided by 3 Points or Less | 0-1 |
| Games Decided by 7 Points or Less | 0-1 |
| Longest Winning Streak | 2 (1877-1978; 1997-2008) |
| Current Streak | Won 2 |

| | |
|---------------|--------------|
| Last 10 Games | 4-1 |
| Biggest Win | 65-0 (1977) |
| Biggest Loss | 14-15 (1996) |

LELAND [2-0]

| YEAR | Date | GSU | Opp. |
|------|------|-----|------|
| 1952 | | 34 | 7 |
| 1953 | | 60 | 0 |

Leland Series Notes

| | |
|-----------------------------------|-------------|
| Grambling State Points | 94 |
| Leland Points | 7 |
| Games Decided by 3 Points or Less | 2-1 |
| Games Decided by 7 Points or Less | 3-1 |
| Longest Winning Streak | 2 (1952-53) |
| Current Streak | Won 2 |
| Last 10 Games | 2-0 |
| Biggest Win | 60-0 (1953) |
| Biggest Loss | None |

LINCOLN (Mo.) [1-1]

| YEAR | Date | GSU | Opp. |
|------|------|-----|------|
| 1965 | | 54 | 18 |
| 2013 | 9/14 | 34 | 47 |

Lincoln Series Notes

| | |
|-----------------------------------|--------------|
| Grambling State Points | 88 |
| Lincoln Points | 65 |
| Games Decided by 3 Points or Less | 0-0 |
| Games Decided by 7 Points or Less | 0-0 |
| Longest Winning Streak | 1 (1965) |
| Current Streak | Lost 1 |
| Last 10 Games | 1-1 |
| Biggest Win | 54-18 (1965) |
| Biggest Loss | 34-47 (2013) |

LONG BEACH STATE [1-1]

| YEAR | Date | GSU | Opp. |
|------|------|-----|------|
| 1972 | | 19 | 25 |
| 1973 | | 29 | 16 |

Long Beach State Series Notes

| | |
|-----------------------------------|--------------|
| Grambling State Points | 48 |
| Long Beach State Points | 41 |
| Games Decided by 3 Points or Less | 0-0 |
| Games Decided by 7 Points or Less | 0-1 |
| Longest Winning Streak | 1 (1973) |
| Current Streak | Won 1 |
| Last 10 Games | 1-1 |
| Biggest Win | 29-16 (1973) |
| Biggest Loss | 19-25 (1972) |

LOUISIANA [0-1]

| YEAR | Date | GSU | Opp. |
|------|------|-----|------|
| 2018 | 9/1 | 17 | 49 |

Louisiana Series Notes

| | |
|-----------------------------------|--------------|
| Grambling State Points | 17 |
| Louisiana Points | 49 |
| Games Decided by 3 Points or Less | 0-0 |
| Games Decided by 7 Points or Less | 0-0 |
| Longest Winning Streak | None |
| Current Streak | Lost 1 |
| Last 10 Games | 0-1 |
| Biggest Win | None |
| Biggest Loss | 17-49 (2018) |

LOUISIANA-MONROE [0-4]

| YEAR | Date | GSU | Opp. |
|------|------|-----|------|
| 2007 | | 14 | 28 |

ALL-TIME RESULTS VS OPPONENTS \\\

| | | | |
|------|-------|----|----|
| 2011 | 9/10 | 7 | 35 |
| 2013 | 9/7 | 10 | 48 |
| 2019 | 10/31 | 9 | 31 |

Louisiana-Monroe Series Notes

| | |
|-----------------------------------|--------------|
| Grambling State Points | 40 |
| Louisiana-Monroe Points | 142 |
| Games Decided by 3 Points or Less | 0-0 |
| Games Decided by 7 Points or Less | 0-0 |
| Longest Winning Streak | None |
| Current Streak | Lost 4 |
| Last 10 Games | 0-4 |
| Biggest Win | None |
| Biggest Loss | 10-48 (2013) |

LOUISIANA STATE [0-1]

| YEAR | Date | GSU | Opp. |
|------|------|-----|------|
| 2023 | 9/9 | 10 | 72 |

Louisiana-Monroe Series Notes

| | |
|-----------------------------------|--------------|
| Grambling State Points | 10 |
| Louisiana-Monroe Points | 72 |
| Games Decided by 3 Points or Less | 0-0 |
| Games Decided by 7 Points or Less | 0-0 |
| Longest Winning Streak | None |
| Current Streak | Lost 1 |
| Last 10 Games | 0-1 |
| Biggest Win | None |
| Biggest Loss | 10-72 (2023) |

LOUISIANA TECH [0-2]

| 2YEAR | Date | GSU | Opp. |
|-------|------|-----|------|
| 2010 | 9/4 | 6 | 20 |
| 2019 | 9/7 | 14 | 20 |

Louisiana Tech Series Notes

| | |
|-----------------------------------|-------------|
| Grambling State Points | 20 |
| Louisiana Tech Points | 40 |
| Games Decided by 3 Points or Less | 0-0 |
| Games Decided by 7 Points or Less | 0-1 |
| Longest Winning Streak | None |
| Current Streak | Lost 2 |
| Last 10 Games | 0-2 |
| Biggest Win | None |
| Biggest Loss | 6-20 (2010) |

LOUISVILLE [0-1]

| YEAR | Date | GSU | Opp. |
|------|------|-----|------|
| 2000 | | 0 | 52 |

Louisville Series Notes

| | |
|-----------------------------------|-------------|
| Grambling State Points | 0 |
| Louisville Points | 52 |
| Games Decided by 3 Points or Less | 0-0 |
| Games Decided by 7 Points or Less | 0-0 |
| Longest Winning Streak | None |
| Current Streak | Lost 1 |
| Last 10 Games | 0-1 |
| Biggest Win | None |
| Biggest Loss | 0-52 (2000) |

MARYLAND STATE [0-2]

| YEAR | Date | GSU | Opp. |
|------|------|-----|------|
| 1951 | | 6 | 7 |
| 1952 | | 0 | 34 |

Maryland State Series Notes

| | |
|-----------------------------------|-----|
| Grambling State Points | 6 |
| Maryland State Points | 41 |
| Games Decided by 3 Points or Less | 0-1 |

| | |
|-----------------------------------|-------------|
| Games Decided by 7 Points or Less | 0-1 |
| Longest Winning Streak | None |
| Current Streak | Lost 2 |
| Last 10 Games | 0-2 |
| Biggest Win | None |
| Biggest Loss | 0-34 (1952) |

MCNEESE STATE [0-2]

| YEAR | Date | GSU | Opp. |
|------|------|-----|------|
| 2002 | | 20 | 52 |
| 2003 | | 20 | 31 |

McNeese State Series Notes

| | |
|-----------------------------------|--------------|
| Grambling State Points | 40 |
| McNeese State Points | 83 |
| Games Decided by 3 Points or Less | 0-0 |
| Games Decided by 7 Points or Less | 0-0 |
| Longest Winning Streak | None |
| Current Streak | Lost 2 |
| Last 10 Games | 0-2 |
| Biggest Win | None |
| Biggest Loss | 20-52 (2002) |

MISSISSIPPI INDUSTRIAL [3-0]

| YEAR | Date | GSU | Opp. |
|------|------|-----|------|
| 1950 | | 19 | 6 |
| 1951 | | 19 | 13 |
| 1952 | | 27 | 0 |

Mississippi Industrial Series Notes

| | |
|-----------------------------------|---------------|
| Grambling State Points | 65 |
| Mississippi Industrial Points | 19 |
| Games Decided by 3 Points or Less | 0-0 |
| Games Decided by 7 Points or Less | 1-0 |
| Longest Winning Streak | 3 (1950-1952) |
| Current Streak | Won 3 |
| Last 10 Games | 3-0 |
| Biggest Win | 27-0 (1952) |
| Biggest Loss | None |

MISSISSIPPI VALLEY STATE [55-5-2]

| YEAR | Date | GSU | Opp. |
|------|------|-----|------|
| 1957 | | 19 | 12 |
| 1958 | | 55 | 7 |
| 1959 | | 93 | 0 |
| 1960 | | 65 | 7 |
| 1961 | | 69 | 0 |
| 1962 | | 41 | 6 |
| 1963 | | 39 | 6 |
| 1964 | | 20 | 7 |
| 1965 | | 34 | 20 |
| 1966 | | 55 | 34 |
| 1967 | | 68 | 0 |
| 1968 | | 28 | 13 |
| 1969 | | 41 | 14 |
| 1970 | | 41 | 17 |
| 1971 | | 25 | 15 |
| 1972 | | 27 | 21 |
| 1973 | | 17 | 0 |
| 1974 | | 20 | 14 |
| 1975 | | 38 | 22 |
| 1976 | | 20 | 7 |
| 1977 | | 42 | 21 |
| 1978 | | 0 | 0 |
| 1979 | | 25 | 13 |
| 1980 | | 34 | 24 |
| 1981 | | 35 | 0 |
| 1982 | | 21 | 14 |
| 1983 | | 28 | 28 |
| 1984 | | 36 | 48 |
| 1985 | | 31 | 21 |

| | | | |
|------|-------|----|---------|
| 1986 | | 10 | 13 |
| 1987 | | 45 | 14 |
| 1988 | | 27 | 17 |
| 1989 | | 74 | 14 |
| 1990 | | 20 | 38 |
| 1991 | | 37 | 35 |
| 1992 | | 49 | 6 |
| 1993 | | 28 | 19 |
| 1994 | | 24 | 7 |
| 1995 | | 42 | 6 |
| 1996 | | 10 | 19 |
| 1997 | | 20 | 13 |
| 1998 | | 21 | 13 |
| 1999 | | 42 | 19 |
| 2000 | | 49 | 13 |
| 2003 | | 45 | 6 |
| 2004 | | 34 | 26 |
| 2005 | | 37 | 22 |
| 2006 | | 28 | 25 |
| 2007 | | 40 | 0 |
| 2008 | | 35 | 14 |
| 2009 | 10/31 | 50 | 7 |
| 2010 | 10/23 | 35 | 14 |
| 2011 | 10/22 | 30 | 24 (OT) |
| 2012 | 10/13 | 21 | 45 |
| 2013 | 11/2 | 47 | 40 |
| 2014 | 11/6 | 38 | 23 |
| 2015 | 10/24 | 49 | 14 |
| 2016 | 10/22 | 59 | 10 |
| 2017 | 9/23 | 38 | 6 |
| 2018 | 11/3 | 24 | 19 |
| 2019 | 11/16 | 40 | 0 |

Mississippi Valley State Series Notes

| | |
|-----------------------------------|----------------|
| Grambling State Points | 2,215 |
| Mississippi Valley State Points | 932 |
| Games Decided by 3 Points or Less | 1-1 |
| Games Decided by 7 Points or Less | 9-1 |
| Longest Winning Streak | 25 (1957-1983) |
| Current Streak | Won 7 |
| Last 10 Games | 9-1 |
| Biggest Win | 93-0 (1958) |
| Biggest Loss | 21-45 (2-12) |

MORGAN STATE [15-1]

| YEAR | Date | GSU | Opp. |
|------|------|-----|------|
| 1968 | | 7 | 8 |
| 1969 | | 30 | 12 |
| 1970 | | 38 | 12 |
| 1971 | | 31 | 13 |
| 1972 | | 6 | 0 |
| 1973 | | 31 | 14 |
| 1974 | | 14 | 0 |
| 1975 | | 40 | 7 |
| 1976 | | 42 | 16 |
| 1977 | | 35 | 19 |
| 1978 | | 21 | 0 |
| 1979 | | 28 | 13 |
| 1980 | | 34 | 13 |
| 1982 | | 42 | 13 |
| 1983 | | 33 | 0 |
| 1994 | | 87 | 12 |

Morgan State Series Notes

| | |
|-----------------------------------|----------------|
| Grambling State Points | 519 |
| Morgan State Points | 155 |
| Games Decided by 3 Points or Less | 0-1 |
| Games Decided by 7 Points or Less | 1-1 |
| Longest Winning Streak | 15 (1969-1994) |
| Current Streak | Won 15 |
| Last 10 Games | 10-0 |
| Biggest Win | 87-12 (1994) |

CONFERENCE \\\ HISTORY \\\ RECORDS \\\ 2023 REVIEW \\\ ADMINISTRATION \\\ COACHING STAFF \\\ 2024 SEASON PREVIEW \\\ MEDIA \\\ INTRODUCTION

ALL-TIME RESULTS VS OPPONENTS \\\ /

Biggest Loss _____ 7-8 (1968)

MORRIS BROWN [3-0]

| YEAR | Date | GSU | Opp. |
|------|------|-----|------|
| 1953 | | 40 | 0 |
| 1956 | | 34 | 12 |
| 2002 | | 64 | 36 |

Morris Brown Series Notes

| | |
|-----------------------------------|---------------|
| Grambling State Points | 138 |
| Morris Brown Points | 48 |
| Games Decided by 3 Points or Less | 0-0 |
| Games Decided by 7 Points or Less | 0-0 |
| Longest Winning Streak | 3 (1953-2002) |
| Current Streak | Won 3 |
| Last 10 Games | 3-0 |
| Biggest Win | 77-7 (1991) |
| Biggest Loss | None |

NEVADA [1-1]

| YEAR | Date | GSU | Opp. |
|------|------|-----|------|
| 1972 | | 37 | 3 |
| 2008 | | 13 | 49 |

Nevada Series Notes

| | |
|-----------------------------------|--------------|
| Grambling State Points | 50 |
| Nevada Points | 52 |
| Games Decided by 3 Points or Less | 0-0 |
| Games Decided by 7 Points or Less | 0-0 |
| Longest Winning Streak | 1 (1972) |
| Current Streak | Lost 1 |
| Last 10 Games | 1-1 |
| Biggest Win | 37-3 (1972) |
| Biggest Loss | 13-49 (2008) |

NICHOLLS [2-0]

| YEAR | Date | GSU | Opp. |
|------|------|-----|------|
| 1982 | | 33 | 14 |
| 2001 | | 37 | 28 |

Nicholls Series Notes

| | |
|-----------------------------------|---------------|
| Grambling State Points | 70 |
| Nicholls Points | 42 |
| Games Decided by 3 Points or Less | 0-0 |
| Games Decided by 7 Points or Less | 0-0 |
| Longest Winning Streak | 2 (1982-2001) |
| Current Streak | Won 1 |
| Last 10 Games | 2-0 |
| Biggest Win | 33-14 (1982) |
| Biggest Loss | None |
| Current Streak | Won 1 |
| Last 10 Games | 2-0 |
| Biggest Win | 33-14 (1982) |
| Biggest Loss | None |

NORFOLK STATE [8-0]

| YEAR | Date | GSU | Opp. |
|------|------|-----|------|
| 1970 | | 55 | 13 |
| 1971 | | 55 | 0 |
| 1972 | | 39 | 6 |
| 1973 | | 32 | 6 |
| 1974 | | 16 | 10 |
| 1975 | | 26 | 0 |
| 1976 | | 41 | 19 |
| 1977 | | 48 | 12 |

Norfolk State Sereis Notes

| | |
|-----------------------------------|-----|
| Grambling State Points | 312 |
| Norfolk State Points | 66 |
| Games Decided by 3 Points or Less | 0-0 |
| Games Decided by 7 Points or Less | 1-0 |

| | |
|------------------------|---------------|
| Longest Winning Streak | 8 (1970-1977) |
| Current Streak | Won 8 |
| Last 10 Games | 8-0 |
| Biggest Win | 55-0 (1971) |
| Biggest Loss | None |

NORTH CAROLINA A&T STATE [3-3]

| YEAR | Date | GSU | Opp. |
|------|-------|-----|------|
| 1973 | | 62 | 6 |
| 1974 | | 39 | 16 |
| 1976 | | 34 | 18 |
| 1991 | | 12 | 28 |
| 1996 | | 12 | 17 |
| 2017 | 12/16 | 14 | 21 |

North Carolina A&T State Series Notes

| | |
|-----------------------------------|---------------|
| Grambling State Points | 173 |
| North Carolina A&T State Points | 106 |
| Games Decided by 3 Points or Less | 0-0 |
| Games Decided by 7 Points or Less | 0-2 |
| Longest Winning Streak | 3 (1973-1976) |
| Current Streak | Lost 3 |
| Last 10 Games | 3-3 |
| Biggest Win | 62-6 (1973) |
| Biggest Loss | 12-28 (1991) |

NORTH CAROLINA CENTRAL [4-0]

| YEAR | Date | GSU | Opp. |
|------|-------|-----|------|
| 1972 | | 56 | 6 |
| 1985 | | 45 | 14 |
| 1986 | | 32 | 24 |
| 2016 | 12/17 | 10 | 9 |

North Carolina Central Series Notes

| | |
|-----------------------------------|---------------|
| Grambling State Points | 143 |
| North Carolina Central Points | 53 |
| Games Decided by 3 Points or Less | 1-0 |
| Games Decided by 7 Points or Less | 1-0 |
| Longest Winning Streak | 4 (1972-2016) |
| Current Streak | Won 4 |
| Last 10 Games | 4-0 |
| Biggest Win | 56-6 (1972) |
| Biggest Loss | None |

NORTH DAKOTA STATE [0-1]

| YEAR | Date | GSU | Opp. |
|------|------|-----|------|
| 1965 | | 7 | 20 |

North Dakota State Series Notes

| | |
|-----------------------------------|-------------|
| Grambling State Points | 7 |
| North Dakota State Points | 20 |
| Games Decided by 3 Points or Less | 0-0 |
| Games Decided by 7 Points or Less | 0-0 |
| Longest Winning Streak | None |
| Current Streak | Lost 1 |
| Last 10 Games | 0-1 |
| Biggest Win | None |
| Biggest Loss | 7-20 (1965) |

NORTHWESTERN STATE [4-2]

| YEAR | Date | GSU | Opp. |
|------|------|-----|------|
| 1974 | | 14 | 13 |
| 2008 | | 19 | 31 |
| 2009 | 9/12 | 38 | 17 |
| 2017 | 9/9 | 23 | 10 |
| 2018 | 9/8 | 7 | 34 |
| 2022 | | 47 | 21 |

Northwestern State Series Notes

| | |
|-----------------------------------|-----|
| Grambling State Points | 148 |
| Northwestern State Points | 126 |
| Games Decided by 3 Points or Less | 1-0 |

| | |
|-----------------------------------|-----------------|
| Games Decided by 7 Points or Less | 1-0 |
| Longest Winning Streak | 2 (2009 & 2017) |
| Current Streak | Won 1 |
| Last 10 Games | 342 |
| Biggest Win | 47-21 (2022) |
| Biggest Loss | 7-34 (2018) |

OKLAHOMA PANHANDLE STATE [1-0]

| YEAR | Date | GSU | Opp. |
|------|------|-----|------|
| 2018 | 10/6 | 62 | 7 |

Oklahoma Panhandle State Series Notes

| | |
|-----------------------------------|-------------|
| Grambling State Points | 62 |
| Oklahoma Panhandle State Points | 7 |
| Games Decided by 3 Points or Less | 0-0 |
| Games Decided by 7 Points or Less | 0-0 |
| Longest Winning Streak | 1 (2018) |
| Current Streak | Won 1 |
| Last 10 Games | 1-0 |
| Biggest Win | 62-7 (2018) |
| Biggest Loss | None |

OKLAHOMA STATE [0-1]

| YEAR | Date | GSU | Opp. |
|------|------|-----|------|
| 2009 | 9/26 | 6 | 56 |

Oklahoma State Series Notes

| | |
|-----------------------------------|-------------|
| Grambling State Points | 6 |
| Oklahoma State Points | 56 |
| Games Decided by 3 Points or Less | 0-0 |
| Games Decided by 7 Points or Less | 0-0 |
| Longest Winning Streak | None |
| Current Streak | Lost 1 |
| Last 10 Games | 0-1 |
| Biggest Win | None |
| Biggest Loss | 6-56 (2009) |

OREGON STATE [2-0]

| YEAR | Date | GSU | Opp. |
|------|------|-----|------|
| 1975 | | 19 | 12 |
| 1985 | | 23 | 6 |

Oregon State Series Notes

| | |
|-----------------------------------|---------------|
| Grambling State Points | 42 |
| Oregon State Points | 18 |
| Games Decided by 3 Points or Less | 0-0 |
| Games Decided by 7 Points or Less | 1-0 |
| Longest Winning Streak | 2 (1975-1985) |
| Current Streak | Won 2 |
| Last 10 Games | 2-0 |
| Biggest Win | 23-6 (1985) |
| Biggest Loss | None |

PAUL QUINN [6-0-1]

| YEAR | Date | GSU | Opp. |
|------|------|-----|------|
| 1952 | | 13 | 0 |
| 1953 | | 27 | 0 |
| 1954 | | 0 | 0 |
| 1955 | | 60 | 7 |
| 1956 | | 43 | 6 |
| 1957 | | 60 | 0 |
| 1958 | | 72 | 8 |

Paul Quinn Series Notes

| | |
|-----------------------------------|---------------|
| Grambling State Points | 275 |
| Paul Quinn Points | 21 |
| Games Decided by 3 Points or Less | 0-0 |
| Games Decided by 7 Points or Less | 0-0 |
| Longest Winning Streak | 6 (1952-1958) |
| Current Streak | Won 6 |
| Last 10 Games | 6-0 |
| Biggest Win | 72-8 (1958) |

ALL-TIME RESULTS VS OPPONENTS \\\

| | | | |
|------|-------|----|----|
| 1970 | | 37 | 24 |
| 1971 | | 31 | 3 |
| 1972 | | 1 | 0+ |
| 1973 | | 19 | 14 |
| 1974 | 11/23 | 21 | 0 |
| 1975 | 11/29 | 33 | 17 |
| 1976 | 11/27 | 10 | 2 |
| 1977 | 11/26 | 55 | 20 |
| 1978 | 11/25 | 28 | 15 |
| 1979 | 12/1 | 7 | 14 |
| 1980 | 11/29 | 43 | 16 |
| 1981 | 11/21 | 20 | 50 |
| 1982 | 11/27 | 17 | 22 |
| 1983 | 11/26 | 24 | 10 |
| 1984 | 11/24 | 31 | 29 |
| 1985 | 11/23 | 29 | 12 |
| 1986 | 11/29 | 30 | 3 |
| 1987 | 11/28 | 21 | 27 |
| 1988 | 11/26 | 3 | 10 |
| 1989 | 11/18 | 44 | 30 |
| 1990 | 11/24 | 25 | 13 |
| 1991 | 11/30 | 30 | 31 |
| 1992 | 11/28 | 30 | 27 |
| 1993 | 11/27 | 13 | 31 |
| 1994 | 11/26 | 7 | 34 |
| 1995 | 11/25 | 14 | 30 |
| 1996 | 11/30 | 12 | 17 |
| 1997 | 11/29 | 7 | 30 |
| 1998 | 11/28 | 14 | 26 |
| 1999 | 11/27 | 31 | 37 |
| 2000 | 11/25 | 29 | 33 |
| 2001 | 11/24 | 30 | 20 |
| 2002 | 11/30 | 24 | 48 |
| 2003 | 11/29 | 41 | 44 |
| 2004 | 11/27 | 24 | 13 |
| 2005 | 11/26 | 50 | 35 |
| 2006 | 11/25 | 17 | 21 |
| 2007 | 11/24 | 13 | 22 |
| 2008 | 11/29 | 29 | 14 |
| 2009 | 11/28 | 31 | 13 |
| 2010 | 11/27 | 38 | 17 |
| 2011 | 11/26 | 36 | 12 |
| 2012 | 11/24 | 33 | 38 |
| 2013 | 11/30 | 17 | 40 |
| 2014 | 11/29 | 45 | 52 |
| 2015 | 11/28 | 34 | 23 |
| 2016 | 11/26 | 52 | 30 |
| 2017 | 11/25 | 30 | 21 |
| 2018 | 11/24 | 28 | 38 |
| 2019 | 11/30 | 28 | 30 |
| 2021 | 4/17 | 7 | 49 |
| 2021 | 11/27 | 29 | 26 |
| 2022 | | 17 | 34 |
| 2023 | | 22 | 27 |
| 2024 | | 14 | 24 |

Southern Series Notes

| | |
|-----------------------------------|---------------|
| Grambling State Points | 1,621 |
| Southern Points | 1,799 |
| Games Decided by 3 Points or Less | 4-4 |
| Games Decided by 7 Points or Less | 8-16 |
| Longest Winning Streak | 9 (1970-1978) |
| Current Streak | Lost 3 |
| Last 10 Games | 4-6 |
| Biggest Win | 30-3 (1986) |
| Biggest Loss | 6-64 (1935) |

SOUTHERN METHODIST [0-2]

| YEAR | Date | GSU | Opp. |
|------|------|-----|------|
| 1981 | | 27 | 59 |
| 1983 | | 13 | 20 |

Southern Methodist Series Notes

| | |
|-----------------------------------|--------------|
| Grambling State Points | 40 |
| Southern Methodist Points | 79 |
| Games Decided by 3 Points or Less | 0-0 |
| Games Decided by 7 Points or Less | 0-1 |
| Longest Winning Streak | None |
| Current Streak | Lost 2 |
| Last 10 Games | 0-2 |
| Biggest Win | None |
| Biggest Loss | 27-59 (1981) |

SOUTHERN MISS [0-1]

| YEAR | Date | GSU | Opp. |
|------|------|-----|------|
| 2021 | 9/11 | 0 | 37 |

Southern Miss Series Notes

| | |
|-----------------------------------|-------------|
| Grambling State Points | 0 |
| Southern Miss Points | 37 |
| Games Decided by 3 Points or Less | 0-0 |
| Games Decided by 7 Points or Less | 0-0 |
| Longest Winning Streak | None |
| Current Streak | Lost 1 |
| Last 10 Games | 0-1 |
| Biggest Win | None |
| Biggest Loss | 0-37 (2021) |

STEPHEN F. AUSTIN [0-1]

| YEAR | Date | GSU | Opp. |
|------|------|-----|------|
| 1989 | | 56 | 59 |

Stephen F. Austin Series Notes

| | |
|-----------------------------------|--------------|
| Grambling State Points | 56 |
| Stephen F. Austin Points | 59 |
| Games Decided by 3 Points or Less | 0-1 |
| Games Decided by 7 Points or Less | 0-1 |
| Longest Winning Streak | None |
| Current Streak | Lost 1 |
| Last 10 Games | 0-1 |
| Biggest Win | None |
| Biggest Loss | 56-59 (1989) |

TCU [0-1]

| YEAR | Date | GSU | Opp. |
|------|------|-----|------|
| 2012 | 9/8 | 0 | 56 |

TCU Series Notes

| | |
|-----------------------------------|-------------|
| Grambling State Points | 0 |
| TCU Points | 56 |
| Games Decided by 3 Points or Less | 0-0 |
| Games Decided by 7 Points or Less | 0-0 |
| Longest Winning Streak | None |
| Current Streak | Lost 1 |
| Last 10 Games | 0-1 |
| Biggest Win | None |
| Biggest Loss | 0-56 (2-12) |

TEMPLE [1-1]

| YEAR | Date | GSU | Opp. |
|------|------|-----|------|
| 1976 | | 30 | 31 |
| 1977 | | 35 | 32 |

Temple Series Notes

| | |
|-----------------------------------|--------------|
| Grambling State Points | 65 |
| Temple Points | 63 |
| Games Decided by 3 Points or Less | 1-1 |
| Games Decided by 7 Points or Less | 1-1 |
| Longest Winning Streak | 1 (1977) |
| Current Streak | Won 1 |
| Last 10 Games | 1-1 |
| Biggest Win | 35-32 (1977) |
| Biggest Loss | 30-31 (1976) |

TENNESSEE STATE [22-18-1]

| YEAR | Date | GSU | Opp. |
|------|------|-----|------|
| 1950 | | 7 | 55 |
| 1951 | | 13 | 30 |
| 1955 | | 12 | 0 |
| 1956 | | 0 | 33 |
| 1958 | | 7 | 6 |
| 1959 | | 21 | 26 |
| 1960 | | 20 | 6 |
| 1961 | | 25 | 8 |
| 1962 | | 26 | 6 |
| 1963 | | 26 | 14 |
| 1964 | | 20 | 18 |
| 1965 | | 7 | 40 |
| 1966 | | 23 | 31 |
| 1967 | | 26 | 24 |
| 1968 | | 30 | 21 |
| 1969 | | 20 | 34 |
| 1970 | | 27 | 34 |
| 1971 | | 35 | 41 |
| 1972 | | 27 | 18 |
| 1973 | | 13 | 19 |
| 1974 | | 21 | 7 |
| 1975 | | 28 | 25 |
| 1976 | | 20 | 34 |
| 1977 | | 8 | 26 |
| 1978 | | 16 | 11 |
| 1979 | | 13 | 24 |
| 1980 | | 52 | 27 |
| 1981 | | 10 | 14 |
| 1982 | | 8 | 22 |
| 1983 | | 7 | 7 |
| 1984 | | 24 | 34 |
| 1985 | | 31 | 24 |
| 1986 | | 10 | 21 |
| 1987 | | 51 | 7 |
| 1988 | | 35 | 33 |
| 1989 | | 14 | 15 |
| 1990 | | 37 | 20 |
| 1991 | | 24 | 21 |
| 1992 | | 38 | 28 |
| 1993 | | 33 | 28 |
| 2002 | | 49 | 14 |
| 2021 | 9/5 | 16 | 10 |

Tennessee State Series Notes

| | |
|-----------------------------------|---------------|
| Grambling State Points | 930 |
| Tennessee State Points | 916 |
| Games Decided by 3 Points or Less | 6-1 |
| Games Decided by 7 Points or Less | 9-7 |
| Longest Winning Streak | 6 (1990-2021) |
| Current Streak | Won 6 |
| Last 10 Games | 8-2 |
| Biggest Win | 51-7 (1987) |
| Biggest Loss | 7-55 (1950) |

TEXAS COLLEGE [3-0]

| YEAR | Date | GSU | Opp. |
|------|------|-----|------|
| 1959 | | 19 | 10 |
| 1960 | | 66 | 0 |
| 1961 | | 59 | 0 |

Texas College Series Notes

| | |
|-----------------------------------|-------------|
| Grambling State Points | 144 |
| Texas College Points | 10 |
| Games Decided by 3 Points or Less | 0-0 |
| Games Decided by 7 Points or Less | 0-0 |
| Longest Winning Streak | 3 (1959-61) |
| Current Streak | Won 3 |
| Last 10 Games | 3-0 |
| Biggest Win | 66-0 (1960) |
| Biggest Loss | None |

>>>>>>>> ALL-TIME RECORDS

ALL-TIME RESULTS VS OPPONENTS

TEXAS SOUTHERN [48-20-3]

| YEAR | Date | GSU | Opp. |
|------|-------|-----|------|
| 1950 | | 26 | 6 |
| 1951 | | 7 | 7 |
| 1952 | | 14 | 46 |
| 1953 | | 7 | 22 |
| 1954 | | 19 | 19 |
| 1957 | | 14 | 12 |
| 1958 | | 7 | 21 |
| 1959 | | 14 | 15 |
| 1960 | | 51 | 0 |
| 1961 | | 23 | 19 |
| 1962 | | 25 | 42 |
| 1963 | | 13 | 27 |
| 1964 | | 25 | 8 |
| 1965 | | 6 | 26 |
| 1966 | | 19 | 17 |
| 1967 | | 20 | 14 |
| 1968 | | 28 | 18 |
| 1969 | | 28 | 26 |
| 1970 | | 20 | 16 |
| 1971 | | 27 | 7 |
| 1972 | | 21 | 15 |
| 1973 | | 21 | 35 |
| 1974 | | 34 | 21 |
| 1975 | | 37 | 21 |
| 1976 | | 54 | 21 |
| 1977 | | 28 | 14 |
| 1978 | | 22 | 16 |
| 1979 | | 32 | 3 |
| 1980 | | 43 | 14 |
| 1981 | | 17 | 17 |
| 1982 | | 34 | 30 |
| 1983 | | 55 | 0 |
| 1984 | | 44 | 16 |
| 1985 | | 30 | 6 |
| 1986 | | 49 | 21 |
| 1987 | | 30 | 9 |
| 1988 | | 49 | 7 |
| 1989 | | 49 | 6 |
| 1990 | | 57 | 36 |
| 1991 | | 30 | 27 |
| 1992 | | 24 | 17 |
| 1993 | | 50 | 26 |
| 1994 | | 51 | 20 |
| 1995 | | 56 | 14 |
| 1996 | | 7 | 52 |
| 1997 | | 16 | 21 |
| 1998 | | 24 | 41 |
| 1999 | | 20 | 21 |
| 2000 | | 26 | 17 |
| 2001 | | 43 | 3 |
| 2002 | | 42 | 28 |
| 2003 | | 48 | 15 |
| 2004 | | 28 | 10 |
| 2005 | | 58 | 21 |
| 2006 | | 28 | 33 |
| 2007 | | 57 | 9 |
| 2008 | | 33 | 7 |
| 2009 | 11/12 | 49 | 33 |
| 2010 | 11/11 | 34 | 41 |
| 2012 | 10/27 | 20 | 23 |
| 2013 | 10/26 | 17 | 23 |
| 2014 | 11/1 | 35 | 7 |
| 2015 | 11/7 | 41 | 15 |
| 2016 | 11/19 | 47 | 28 |
| 2017 | 10/28 | 50 | 24 |
| 2018 | 10/13 | 34 | 21 |
| 2019 | 11/2 | 55 | 20 |
| 2021 | 10/16 | 34 | 20 |
| 2022 | | 7 | 41 |
| 2023 | | 35 | 23 |
| 2024 | 10/26 | 17 | 24 |

Texas Southern Series Notes

| | |
|-----------------------------------|----------------|
| Grambling State Points | 2,212 |
| Texas Southern Points | 1,352 |
| Games Decided by 3 Points or Less | 4-2 |
| Games Decided by 7 Points or Less | 10-8 |
| Longest Winning Streak | 21 (1974-1995) |
| Current Streak | Lost 1 |
| Last 10 Games | 8-2 |
| Biggest Win | 55-0 (1983) |
| Biggest Loss | 7-41 (2022) |

TILLOTSON [1-0]

| YEAR | Date | GSU | Opp. |
|------|------|-----|------|
| 1950 | | 27 | 7 |

Tillotson Series Notes

| | |
|-----------------------------------|-------------|
| Grambling State Points | 27 |
| Tillotson Points | 7 |
| Games Decided by 3 Points or Less | 0-0 |
| Games Decided by 7 Points or Less | 0-0 |
| Longest Winning Streak | 1 (1950) |
| Current Streak | Won 1 |
| Last 10 Games | 1-0 |
| Biggest Win | 27-7 (1950) |
| Biggest Loss | None |

TULANE [0-1]

| YEAR | Date | GSU | Opp. |
|------|------|-----|------|
| 2017 | 9/2 | 14 | 43 |

Tulane Series Notes

| | |
|-----------------------------------|--------------|
| Grambling State Points | 14 |
| Tulane Points | 43 |
| Games Decided by 3 Points or Less | 0-0 |
| Games Decided by 7 Points or Less | 0-0 |
| Longest Winning Streak | None |
| Current Streak | Lost 1 |
| Last 10 Games | 0-1 |
| Biggest Win | None |
| Biggest Loss | 14-43 (2017) |

TUSKEGEE [1-2]

| YEAR | Date | GSU | Opp. |
|------|-------|-----|------|
| 1946 | 9/28 | 6 | 21 |
| 1947 | 9/27 | 6 | 19 |
| 1949 | 10/31 | 55 | 0 |

Tuskegee Series Notes

| | |
|-----------------------------------|-------------|
| Grambling State Points | 67 |
| Tuskegee Points | 40 |
| Games Decided by 3 Points or Less | 0-0 |
| Games Decided by 7 Points or Less | 0-0 |
| Longest Winning Streak | Won 1 |
| Current Streak | Won 1 |
| Last 10 Games | 1-2 |
| Biggest Win | 55-0 (1949) |
| Biggest Loss | 21-6 (1946) |

VIRGINIA-LYNCHBURG [2-0]

| YEAR | Date | GSU | Opp. |
|------|-------|-----|------|
| 2012 | 10/20 | 22 | 7 |
| 2016 | 9/3 | 72 | 12 |

Virginia-Lynchburg Series Notes

| | |
|-----------------------------------|---------------|
| Grambling State Points | 94 |
| Virginia-Lynchburg Points | 19 |
| Games Decided by 3 Points or Less | 0-0 |
| Games Decided by 7 Points or Less | 0-0 |
| Longest Winning Streak | 2 (2012-2016) |
| Current Streak | Won 2 |

| | |
|---------------|--------------|
| Last 10 Games | 2-0 |
| Biggest Win | 72-12 (2016) |
| Biggest Loss | None |

VIRGINIA UNION [1-1]

| YEAR | Date | GSU | Opp. |
|------|------|-----|------|
| 1991 | | 37 | 46 |
| 1992 | | 54 | 6 |

Virginia Union Series Notes

| | |
|-----------------------------------|--------------|
| Grambling State Points | 91 |
| Virginia Union Points | 52 |
| Games Decided by 3 Points or Less | 0-0 |
| Games Decided by 7 Points or Less | 0-0 |
| Longest Winning Streak | 1 (1992) |
| Current Streak | Won 1 |
| Last 10 Games | 1-1 |
| Biggest Win | 54-6 (1992) |
| Biggest Loss | 37-46 (1991) |

WASHINGTON STATE [0-1]

| YEAR | Date | GSU | Opp. |
|------|------|-----|------|
| 2005 | | 7 | 48 |

Washington State Series Notes

| | |
|-----------------------------------|-------------|
| Grambling State Points | 7 |
| Washington State Points | 48 |
| Games Decided by 3 Points or Less | 0-0 |
| Games Decided by 7 Points or Less | 0-0 |
| Longest Winning Streak | None |
| Current Streak | Lost 1 |
| Last 10 Games | 0-1 |
| Biggest Win | None |
| Biggest Loss | 7-48 (2005) |

WESTERN KENTUCKY [0-1]

| YEAR | Date | GSU | Opp. |
|------|------|-----|------|
| 1973 | | 20 | 28 |

Western Kentucky Series Notes

| | |
|-----------------------------------|--------------|
| Grambling State Points | 20 |
| Western Kentucky Points | 28 |
| Games Decided by 3 Points or Less | 0-0 |
| Games Decided by 7 Points or Less | 0-0 |
| Longest Winning Streak | None |
| Current Streak | Lost 1 |
| Last 10 Games | 0-1 |
| Biggest Win | None |
| Biggest Loss | 20-28 (1973) |

WILEY COLLEGE [16-1-2]

| YEAR | Date | GSU | Opp. |
|------|------|-----|------|
| 1950 | | 14 | 14 |
| 1951 | | 18 | 13 |
| 1952 | | 18 | 14 |
| 1953 | | 24 | 0 |
| 1954 | | 35 | 12 |
| 1955 | | 20 | 0 |
| 1956 | | 51 | 20 |
| 1957 | | 12 | 44 |
| 1958 | | 19 | 15 |
| 1959 | | 42 | 20 |
| 1960 | | 57 | 19 |
| 1961 | | 71 | 28 |
| 1962 | | 0 | 0 |
| 1963 | | 34 | 8 |
| 1964 | | 40 | 21 |
| 1965 | | 72 | 14 |
| 1966 | | 45 | 14 |
| 1967 | | 70 | 12 |
| 1968 | | 37 | 6 |

GRAMBLING STATE IN DESIGNATED GAMES ////////////////////////////////////

SEASON OPENERS [43-31-1]

| YEAR | Date | Opponent | GSU | Opp. |
|------|------|-----------------------------|-----|---------|
| 1950 | | Tillotson | 27 | 7 |
| 1951 | | Maryland State | 6 | 7 |
| 1952 | | Paul Quinn | 13 | 0 |
| 1953 | | Paul Quinn | 27 | 0 |
| 1954 | | Paul Quinn | 0 | 0 |
| 1955 | | Paul Quinn | 60 | 7 |
| 1956 | | Paul Quinn | 43 | 6 |
| 1957 | | Alcorn State | 53 | 0 |
| 1958 | | Alcorn State | 48 | 6 |
| 1959 | | Bishop | 48 | 6 |
| 1960 | | Bishop | 61 | 6 |
| 1961 | | Texas College | 59 | 0 |
| 1962 | | Benedict | 55 | 0 |
| 1963 | | Alcorn State | 40 | 23 |
| 1964 | | Alcorn State | 32 | 14 |
| 1965 | | Alcorn State | 26 | 13 |
| 1966 | | Alcorn State | 14 | 13 |
| 1967 | | Alcorn State | 13 | 7 |
| 1968 | | Alcorn State | 13 | 28 |
| 1969 | | Alcorn State | 7 | 28 |
| 1970 | | Morgan State | 38 | 12 |
| 1971 | | Morgan State | 31 | 13 |
| 1972 | | Morgan State | 6 | 0 |
| 1973 | | Long Beach State | 29 | 16 |
| 1974 | | Northwestern State | 14 | 13 |
| 1975 | | Alcorn State | 27 | 3 |
| 1976 | | Alcorn State | 0 | 24 |
| 1977 | | Alcorn State | 42 | 17 |
| 1978 | | Alcorn State | 21 | 13 |
| 1979 | | Morgan State | 28 | 13 |
| 1980 | | Morgan State | 34 | 13 |
| 1981 | | Florida A&M | 21 | 10 |
| 1982 | | Morgan State | 42 | 13 |
| 1983 | | Alcorn State | 28 | 0 |
| 1984 | | Alcorn State | 13 | 27 |
| 1985 | | Alcorn State | 30 | 20 |
| 1986 | | Alcorn State | 19 | 17 |
| 1987 | | Alcorn State | 24 | 28 |
| 1988 | | Alcorn State | 27 | 13 |
| 1989 | | Alcorn State | 35 | 30 |
| 1990 | | Alcorn State | 42 | 13 |
| 1991 | | Alcorn State | 22 | 27 |
| 1992 | | Alcorn State | 33 | 35 |
| 1993 | | Alcorn State | 24 | 25 |
| 1994 | | Alcorn State | 62 | 56 |
| 1995 | | Alcorn State | 39 | 17 |
| 1996 | | Alcorn State | 6 | 31 |
| 1997 | | Alcorn State | 20 | 44 |
| 1998 | | Alcorn State | 11 | 0 |
| 1999 | | Alcorn State | 41 | 25 |
| 2000 | | Alcorn State | 29 | 6 |
| 2001 | | Alcorn State | 37 | 22 |
| 2002 | | Alcorn State | 41 | 35 |
| 2003 | | Alcorn State | 40 | 28 |
| 2004 | | Alcorn State | 23 | 34 |
| 2005 | | Alabama A&M | 44 | 0 |
| 2006 | | Alabama A&M | 27 | 30 (ot) |
| 2007 | | Alcorn State | 31 | 10 |
| 2008 | | Alcorn State | 29 | 0 |
| 2009 | 9/19 | Jackson State | 27 | 17 |
| 2010 | 9/18 | Jackson State | 28 | 21 |
| 2011 | 9/3 | vs. Alcorn State | 21 | 14 |
| 2012 | 9/1 | vs. Alcorn State | 21 | 22 |
| 2013 | 8/31 | Alabama A&M | 9 | 23 |
| 2014 | 9/20 | at Jackson State | 40 | 35 |
| 2015 | 9/19 | at Alabama State | 34 | 10 |
| 2016 | 9/17 | at Jackson State | 35 | 14 |
| 2017 | 9/23 | at Mississippi Valley State | 38 | 6 |
| 2018 | 9/22 | Alabama State | 34 | 0 |
| 2019 | 9/21 | at Alabama State | 20 | 23 |
| 2021 | 3/6 | Jackson State | 28 | 33 |
| 2021 | 9/25 | vs. Prairie View A&M | 10 | 24 |
| 2022 | 9/24 | at Betune-Cookman | 19 | 36 |

| | | | | |
|------|------|---------------------|----|----|
| 2021 | 3/6 | Jackson State | 28 | 33 |
| 2021 | 9/5 | vs. Tennessee State | 16 | 10 |
| 2022 | 9/3 | at Arkansas State | 3 | 58 |
| 2023 | 9/2 | vs. Hampton | 31 | 35 |
| 2024 | 8/31 | at Louisiana | 10 | 40 |

SWAC OPENERS [42-24]

| YEAR | Date | Opponent | GSU | Opp. |
|------|------|-----------------------------|-----|---------|
| 1959 | | Texas College | 19 | 10 |
| 1960 | | Texas College | 66 | 0 |
| 1961 | | Texas College | 59 | 0 |
| 1962 | | Southern | 13 | 3 |
| 1963 | | Alcorn State | 40 | 23 |
| 1964 | | Alcorn State | 32 | 14 |
| 1965 | | Alcorn State | 26 | 13 |
| 1966 | | Alcorn State | 14 | 13 |
| 1967 | | Alcorn State | 13 | 7 |
| 1968 | | Alcorn State | 13 | 28 |
| 1969 | | Alcorn State | 7 | 28 |
| 1970 | | Alcorn State | 7 | 10 |
| 1971 | | Alcorn State | 21 | 6 |
| 1972 | | Alcorn State | 6 | 9 |
| 1973 | | Alcorn State | 22 | 6 |
| 1974 | | Alcorn State | 14 | 19 |
| 1975 | | Alcorn State | 27 | 3 |
| 1976 | | Alcorn State | 0 | 24 |
| 1977 | | Alcorn State | 42 | 17 |
| 1978 | | Alcorn State | 21 | 13 |
| 1979 | | Alcorn State | 40 | 6 |
| 1980 | | Alcorn State | 27 | 29 |
| 1981 | | Alcorn State | 13 | 10 |
| 1982 | | Alcorn State | 31 | 14 |
| 1983 | | Alcorn State | 28 | 0 |
| 1984 | | Alcorn State | 13 | 27 |
| 1985 | | Alcorn State | 30 | 20 |
| 1986 | | Alcorn State | 19 | 17 |
| 1987 | | Alcorn State | 24 | 28 |
| 1988 | | Alcorn State | 27 | 13 |
| 1989 | | Alcorn State | 35 | 30 |
| 1990 | | Alcorn State | 42 | 13 |
| 1991 | | Alcorn State | 22 | 27 |
| 1992 | | Alcorn State | 33 | 35 |
| 1993 | | Alcorn State | 24 | 25 |
| 1994 | | Alcorn State | 62 | 56 |
| 1995 | | Alcorn State | 39 | 17 |
| 1996 | | Alcorn State | 6 | 31 |
| 1997 | | Alcorn State | 20 | 44 |
| 1998 | | Alcorn State | 11 | 0 |
| 1999 | | Alcorn State | 41 | 25 |
| 2000 | | Alcorn State | 29 | 6 |
| 2001 | | Alcorn State | 37 | 22 |
| 2002 | | Alcorn State | 41 | 35 |
| 2003 | | Alcorn State | 40 | 28 |
| 2004 | | Alcorn State | 23 | 34 |
| 2005 | | Alabama A&M | 44 | 0 |
| 2006 | | Alabama A&M | 27 | 30 (ot) |
| 2007 | | Alcorn State | 31 | 10 |
| 2008 | | Alcorn State | 29 | 0 |
| 2009 | 9/19 | Jackson State | 27 | 17 |
| 2010 | 9/18 | Jackson State | 28 | 21 |
| 2011 | 9/3 | vs. Alcorn State | 21 | 14 |
| 2012 | 9/1 | vs. Alcorn State | 21 | 22 |
| 2013 | 8/31 | Alabama A&M | 9 | 23 |
| 2014 | 9/20 | at Jackson State | 40 | 35 |
| 2015 | 9/19 | at Alabama State | 34 | 10 |
| 2016 | 9/17 | at Jackson State | 35 | 14 |
| 2017 | 9/23 | at Mississippi Valley State | 38 | 6 |
| 2018 | 9/22 | Alabama State | 34 | 0 |
| 2019 | 9/21 | at Alabama State | 20 | 23 |
| 2021 | 3/6 | Jackson State | 28 | 33 |
| 2021 | 9/25 | vs. Prairie View A&M | 10 | 24 |
| 2022 | 9/24 | at Betune-Cookman | 19 | 36 |

| | | | | |
|------|------|----------------------|----|----------|
| 2023 | 9/23 | vs. Texas Southern | 35 | 23 |
| 2024 | 9/28 | vs. Prairie View A&M | 34 | 36 (60T) |

BAYOU CLASSIC [24-28]

| YEAR | Date | Opponent | GSU | Opp. |
|------|-------|----------|-----|------|
| 1974 | 11/23 | Southern | 21 | 0 |
| 1975 | 11/29 | Southern | 33 | 17 |
| 1976 | 11/27 | Southern | 10 | 2 |
| 1977 | 11/26 | Southern | 55 | 20 |
| 1978 | 11/25 | Southern | 28 | 15 |
| 1979 | 12/1 | Southern | 7 | 14 |
| 1980 | 11/29 | Southern | 43 | 16 |
| 1981 | 11/21 | Southern | 20 | 50 |
| 1982 | 11/27 | Southern | 17 | 22 |
| 1983 | 11/26 | Southern | 24 | 10 |
| 1984 | 11/24 | Southern | 31 | 29 |
| 1985 | 11/23 | Southern | 29 | 12 |
| 1986 | 11/29 | Southern | 30 | 3 |
| 1987 | 11/28 | Southern | 21 | 27 |
| 1988 | 11/26 | Southern | 3 | 10 |
| 1989 | 11/18 | Southern | 44 | 30 |
| 1990 | 11/24 | Southern | 25 | 13 |
| 1991 | 11/30 | Southern | 30 | 31 |
| 1992 | 11/28 | Southern | 30 | 27 |
| 1993 | 11/27 | Southern | 13 | 31 |
| 1994 | 11/26 | Southern | 7 | 34 |
| 1995 | 11/25 | Southern | 14 | 30 |
| 1996 | 11/30 | Southern | 12 | 17 |
| 1997 | 11/29 | Southern | 7 | 30 |
| 1998 | 11/28 | Southern | 14 | 26 |
| 1999 | 11/27 | Southern | 31 | 37 |
| 2000 | 11/25 | Southern | 29 | 33 |
| 2001 | 11/24 | Southern | 30 | 20 |
| 2002 | 11/30 | Southern | 24 | 48 |
| 2003 | 11/29 | Southern | 41 | 44 |
| 2004 | 11/27 | Southern | 24 | 13 |
| 2005 | 11/26 | Southern | 50 | 35 |
| 2006 | 11/25 | Southern | 17 | 21 |
| 2007 | 11/24 | Southern | 13 | 22 |
| 2008 | 11/29 | Southern | 29 | 14 |
| 2009 | 11/28 | Southern | 31 | 13 |
| 2010 | 11/27 | Southern | 38 | 17 |
| 2011 | 11/26 | Southern | 36 | 12 |
| 2012 | 11/24 | Southern | 33 | 38 |
| 2013 | 11/30 | Southern | 17 | 40 |
| 2014 | 11/29 | Southern | 45 | 52 |
| 2015 | 11/28 | Southern | 34 | 23 |
| 2016 | 11/26 | Southern | 52 | 30 |
| 2017 | 11/25 | Southern | 30 | 21 |
| 2018 | 11/24 | Southern | 28 | 38 |
| 2019 | 11/30 | Southern | 28 | 30 |
| 2021 | 4/21 | Southern | 7 | 49 |
| 2021 | 11/27 | Southern | 29 | 26 |
| 2022 | 11/26 | Southern | 17 | 34 |
| 2023 | 11/25 | Southern | 22 | 27 |
| 2024 | 11/30 | Southern | 14 | 24 |

TEXAS STATE FAIR CLASSIC (28-12)

| YEAR | Date | Opponent | GSU | Opp. |
|------|------|--------------------------|-----|------|
| 1985 | 10/5 | Prairie View A&M | 27 | 7 |
| 1986 | 10/4 | Prairie View A&M | 19 | 24 |
| 1987 | 10/3 | Prairie View A&M | 28 | 7 |
| 1988 | 10/1 | Prairie View A&M | 40 | 14 |
| 1989 | 9/30 | Prairie View A&M | 49 | 0 |
| 1990 | 9/29 | Elizabeth City State | 67 | 3 |
| 1991 | 9/28 | North Carolina A&T State | 12 | 28 |
| 1992 | 10/3 | Prairie View A&M | 63 | 3 |
| 1993 | 10/2 | Prairie View A&M | 49 | 0 |
| 1994 | 10/1 | Prairie View A&M | 66 | 0 |
| 1995 | 9/30 | Prairie View A&M | 64 | 0 |
| 1996 | 9/28 | Prairie View A&M | 54 | 12 |

ALL-SWAC HONORS

CONFERENCE HISTORY RECORDS ADMINISTRATION COACHING STAFF 2024 SEASON PREVIEW MEDIA INTRODUCTION

1983

| Name | Pos. | Team |
|-----------------|------|------|
| Reginald Pugh | FB | 1st |
| Robert Smith | DE | 1st |
| James Polk | DT | 1st |
| Ed Scott | DB | 1st |
| Levelle Moore | OG | 2nd |
| Don Carter | OT | 2nd |
| Dwayne Jupiter | WR | 2nd |
| Schirra Finn | DT | 2nd |
| Darryl Nicholas | LB | 2nd |
| Bennie Thompson | DB | 2nd |
| Jorge Rosales | PK | 2nd |
| Mike Harrington | P | 2nd |

1984

| Name | Pos. | Team |
|-----------------|------|------|
| Jorge Rosales | PK | 1st |
| Schirra Finn | DL | 1st |
| James Polk | DL | 1st |
| Elston Piper | LB | 1st |
| Bennie Thompson | DB | 1st |
| Levelle Moore | OG | 2nd |
| Donald Carter | OT | 2nd |
| Reginald Pugh | FB | 2nd |
| Kevin Jackson | DB | 2nd |
| Carl Senegal | OT | HM |
| Marti Wyatt | C | HM |
| Dwayne Jupiter | WR | HM |
| Leonard Griffin | DE | HM |
| Sean Smith | DE | HM |

1985

| Name | Pos. | Team |
|------------------|------|------|
| Dwayne Richard | OG | 1st |
| Levelle Moore | OG | 1st |
| Ardashir Nobahar | PK | 1st |
| Sean Smith | DL | 1st |
| Fred Collins Jr. | LB | 1st |
| Robert Goins | DB | 1st |
| Wayne Hill | RB | 2nd |
| James Polk | DL | 2nd |
| James Harris | LB | 2nd |

1986

| Name | Pos. | Team |
|------------------|------|------|
| Arthur Wells | TE | 1st |
| Jerome Penn | OG | 1st |
| Ardashir Nobahar | K | 1st |
| Sean Smith | DL | 1st |
| Joe Williams | LB | 1st |
| Anthony Williams | DB | 1st |
| Daniel Jones | C | 2nd |
| Curtis Maxey | DL | 2nd |
| Victor Hill | DB | 2nd |
| Wayne Hill | RB | HM |
| Ricky Warren | OT | HM |
| Patrick Scott | WR | HM |
| Leroy Humphries | LB | HM |
| Sygmund Holland | LB | HM |
| Calvin Nicholas | WR | HM |
| Terry Rose | WR | HM |

1987

| Name | Pos. | Team |
|----------------|------|------|
| Michael Harris | C | 1st |
| Chauncey Allen | QB | 1st |
| Curtis Maxey | DT | 1st |
| Robert Reddix | DB | 1st |
| Toney Griffin | OG | 2nd |
| Ricky Warren | OG | 2nd |

| | | |
|-----------------|----|-----|
| Terry Rose | WR | 2nd |
| Shawn Kramer | PK | 2nd |
| Sygmund Holland | LB | 2nd |
| Jeffrey Smith | DB | 2nd |
| Richie Crosby | SE | HM |
| Darryl Smith | OG | HM |
| Fred Jones | WR | HM |

1988

| Name | Pos. | Team |
|-----------------|------|------|
| Fred Jones | WR | 1st |
| Richie Crosby | WR | 1st |
| Clemente Gordon | QB | 1st |
| Gerald Broadway | P | 1st |
| Brian Tobey | FB | 2nd |
| Walter Dean | RB | 2nd |
| Shawn Kramer | PK | 2nd |
| Ricky Warren | OT | 2nd |
| Gerrick Muse | LB | 2nd |
| Nate Singleton | RS | 2nd |
| Reggie Williams | LB | HM |
| Michael Harris | OC | HM |
| Sygmund Holland | LB | HM |
| Charles Davis | DB | HM |
| Marlon Williams | RS | HM |

1989

| Name | Pos. | Team |
|--|------|------|
| Offensive Player of the Year - Clemente Gordon | | |
| Coach of the Year - Eddie Robinson | | |
| Raymond Smith | OT | 1st |
| Daniel Jones | OC | 1st |
| Walter Dean | RB | 1st |
| Clemente Gordon | QB | 1st |
| Fred Jones | WR | 1st |
| Henry Blades | DT | 1st |
| Robert Pinckney | DT | 1st |
| Ivan Gerald | DB | 1st |
| Franklin Thomas | TE | 2nd |
| Herman Arvie | OT | 2nd |
| Jake Reed | WR | 2nd |
| Gerrick Muse | LB | 2nd |

1990

| Name | Pos. | Team |
|--|------|------|
| Offensive Player of the Year - Walter Dean | | |
| Return Specialist of the Year - Thaylen Armstead | | |
| Raymond Smith | OT | 1st |
| Walter Dean | RB | 1st |
| Henry Blades | DL | 1st |
| Ivan Gerald | DB | 1st |
| Jake Reed | WR | 1st |
| Bradford Butler | OG | 2nd |
| Darryl Milburn | DL | 2nd |
| Thomas Griffin | LB | 2nd |
| Thaylen Armstead | RS | 2nd |

1991

| Name | Pos. | Team |
|-----------------|------|------|
| Eric Gant | FB | 1st |
| Thomas Griffin | LB | 1st |
| Nate Singleton | WR | 1st |
| Robert Pinckney | DT | 2nd |

1992

| Name | Pos. | Team |
|----------------|------|------|
| Herman Arvie | OT | 1st |
| Lionel Cryer | LB | 1st |
| E'Vinski Davis | C | 1st |
| Eric Gant | FB | 1st |

| | | |
|-----------------|----|-----|
| Allen Lynn Hart | DL | 1st |
| Gilad Landau | PK | 1st |
| Shane Oubre | FS | 2nd |
| Ronald Perry | LB | 2nd |
| Craigory Sam | OG | 1st |
| Brannon Simpson | P | 1st |

1993

| Name | Pos. | Team |
|--------------------------------------|------|------|
| Newcomer of the Year - Kendrick Nord | | |
| Eric Fontenot | DL | 1st |
| Roderick Henderson | OT | 1st |
| Tyrone Jones | P | 1st |
| Gilad Landau | PK | 1st |
| Kendrick Nord | QB | 1st |
| Albert Reese | DL | 1st |
| Eudean Toney | DB | 1st |
| Elliott Womack | OG | 1st |

1994

| Name | Pos. | Team |
|--|------|------|
| Defensive Player of the Year - Keifer Phillips | | |
| Shelly Barnett | DB | 1st |
| Norman Bradford | RB | 1st |
| Eric Fontenot | DL | 1st |
| Christopher Johnson | OL | 1st |
| Gilad Landau | PK | 1st |
| Keifer Phillips | LB | 1st |
| Albert Reese | DE | 1st |
| Elliott Womack | OL | 1st |
| Kai Burrell | DL | 2nd |
| Curtis Caesar | WR | 2nd |
| Akili Johnson | DB | 2nd |
| Uzoma Moore | OL | 2nd |
| Roderick Mullen | DB | 2nd |
| Kendrick Nord | QB | 2nd |

1995

| Name | Pos. | Team |
|----------------------|------|------|
| Elliott Womack | OL | 1st |
| Uzoma Moore | OL | 2nd |
| James Brooks | OL | 2nd |
| Valmond (JB) Johnson | DB | 2nd |
| Brannon Simpson | P | 2nd |

1996

| Name | Pos. | Team |
|--------------|------|------|
| Jay Johnson | RB | 1st |
| Chris Samson | DB | 1st |
| Jerry Meyers | OL | 2nd |

1997

| Name | Pos. | Team |
|------------------|------|------|
| Jerry Myers | OL | 1st |
| Terrage Flanigan | DB | 1st |
| Corey Caesar | WR | 2nd |

1998

| Name | Pos. | Team |
|---------------|------|------|
| Chris Lazard | DL | 1st |
| Calvin Spears | DB | 2nd |

1999

| Name | Pos. | Team |
|-----------------|------|------|
| Scotty Anderson | WR | 1st |
| Lionel Hayes | QB | 1st |
| Calvin Spears | DB | 1st |

2000

| Name | Pos. | Team |
|-----------------------------------|------|------|
| Coach of the Year - Doug Williams | | |
| Scotty Anderson | WR | 1st |
| Larry Metevia | OL | 1st |
| Robert Taylor | LB | 1st |
| Calvin Spears | DB | 1st |
| Willie Gray | DL | 2nd |
| Terrance Dukes | LB | 2nd |

2001

| Name | Pos. | Team |
|-----------------------------------|------|------|
| Coach of the Year - Doug Williams | | |
| Larry Metevia | OL | 1st |
| Robert Taylor | LB | 1st |
| Calvin Spears | DB | 1st |
| Willie Gray | DL | 1st |
| Mark Hall | DL | 1st |
| William Jackson | OL | 1st |
| Brian Morgan | PK | 1st |
| Terrance Dukes | LB | 2nd |
| Antwan Lawrence | DL | 2nd |
| Chris Brown | DB | 2nd |
| Denmark Reed | DB | 2nd |

2002

| Name | Pos. | Team |
|---|------|------|
| Offensive Player of the Year - Bruce Eugene | | |
| Coach of the Year - Doug Williams | | |
| Gershone Jessie | TE | 1st |
| Riley Riley | OL | 1st |
| Brandon James | OL | 1st |
| Bruce Eugene | QB | 1st |
| Tramon Douglas | WR | 1st |
| Willie Gray | DL | 1st |
| Chris Brown | DB | 1st |
| Antwan Lawrence | DL | 2nd |
| Karrell Charles | RB | 2nd |

2003

| Name | Pos. | Team |
|----------------|------|------|
| Jonathan Banks | OL | 2nd |
| Octavius Bond | DB | 1st |
| Tramon Douglas | WR | 1st |
| Brian Morgan | PK | 1st |
| Lennard Patton | DL | 2nd |
| Darryl Rodgers | OL | 2nd |

2004

| Name | Pos. | Team |
|--|------|------|
| Freshman of the Year - Brandon Landers | | |
| Andre' Bennett | OT | 1st |
| Brandon Landers | QB | 1st |
| Ruben Mayes | RB | 1st |
| Brian Morgan | PK | 1st |
| Kenneth Pettway | DL | 1st |
| Landry Carter | RS | 2nd |
| Ab Kuuan | RB | 2nd |

2005

| Name | Pos. | Team |
|----------------|------|------|
| Jonathan Banks | OT | 1st |
| Bruce Eugene | QB | 1st |
| Jason Hatcher | DE | 1st |
| Jermaine Mills | DB | 1st |
| Andre' Bennett | OL | 2nd |
| Ab Kuuan | RB | 2nd |
| Tim Abney | TE | 2nd |
| Henry Tolbert | WR | 2nd |
| Matt Duhe' | DL | 2nd |
| Dimitri Carr | LB | 2nd |

ALL-SWAC HONORS

Greg Fassitt CB 2nd

2006

| Name | Pos. | Team |
|-----------------|------|------|
| Andre' Bennett | OL | 1st |
| Clyde Edwards | WR | 1st |
| Brandon Landers | QB | 2nd |
| Greg Fassitt | CB | 2nd |
| Henry Tolbert | WR | 2nd |

2007

Freshman of the Year - Frank Warren

| Name | Pos. | Team |
|------------------|------|------|
| Tavarus Cockrell | C | 1st |
| Clyde Edwards | WR | 1st |
| Zaire Wilborn | DB | 1st |
| Reginald Jackson | WR | 2nd |
| Frank Warren | RB | 2nd |

2008

Newcomer of the Year - Greg Dillon
Coach of the Year - Rod Broadway

| Name | Pos. | Team |
|-------------------|------|------|
| Revay Smith | C | 1st |
| Christian Anthony | DE | 1st |
| Melvin Matthews | DT | 1st |
| Jeffery Jack | DB | 2nd |
| Keefe Hall | LB | 2nd |
| Kenneth Anio | DB | 2nd |
| Greg Dillon | QB | 2nd |
| Cornelius Walker | RB | 2nd |
| Kiare Thompson | RS | 2nd |

2009

Defensive Player of the Year - Christian Anthony
Freshman of the Year - Ari Johnson

| Name | Pos. | Team |
|-------------------|------|------|
| Revay Smith | C | 1st |
| Christian Anthony | DE | 1st |
| Cliff Exama | LB | 1st |
| Ari Johnson | PK | 1st |
| Kiare Thompson | RS | 1st |
| Frank Warren | RB | 2nd |
| Cornelius Walker | RB | 2nd |

2010

Offensive Player of the Year - Frank Warren

| Name | Pos. | Team |
|----------------|------|------|
| Frank Warren | RB | 1st |
| Cliff Exama | LB | 1st |
| Bennie Peoples | OL | 1st |
| Sanford Banks | OL | 1st |
| Antonio Lenard | DL | 2nd |
| Zoltan Riazzo | PK | 2nd |

2011

Co-Defensive Player of the Year - Cliff Exama
Coach of the Year - Doug Williams

| Name | Pos. | Team |
|------------------|------|------|
| Dawrence Roberts | RB | 1st |
| Mario Louis | WR | 1st |
| Sanford Banks | OL | 1st |
| Cliff Exama | LB | 1st |
| Clint Marish | OL | 2nd |
| Bruna Foster | DB | 2nd |
| Zoltan Riazzo | PK | 2nd |

2012

None - No players selected

2013

| Name | Pos. | Team |
|----------------|------|------|
| Steve Orisakwe | LB | 2nd |

2014

| Name | Pos. | Team |
|--------------------|------|------|
| Johnathan Williams | QB | 2nd |

2015

Offensive Player of the Year - Johnathan Williams
Coach of the Year - Broderick Fobbs

| Name | Pos. | Team |
|--------------------|------|------|
| Johnathan Williams | QB | 1st |
| Chad Williams | WR | 1st |
| Justin Miller | OL | 1st |
| Guy Stallworth | DB | 1st |
| Martez Carter | RB | 2nd |
| Chester Rogers | WR | 2nd |
| Jamison Goins | DL | 2nd |
| Michael Jolivet | DL | 2nd |
| Arkez Cooper | LB | 2nd |
| Marc Orozco | K | 2nd |

2016

Offensive Player of the Year - Devante Kincade
Defensive Player of the Year - Donovan McCray
Coach of the Year - Broderick Fobbs

| Name | Pos. | Team |
|------------------|------|------|
| Devante Kincade | QB | 1st |
| Martez Carter | RB | 1st |
| Justin Miller | OL | 1st |
| Chad Williams | WR | 1st |
| Donovan McCray | DL | 1st |
| Samuel Reese | DL | 1st |
| Arkez Cooper | LB | 1st |
| Guy Stallworth | DB | 1st |
| Jameel Jackson | DB | 1st |
| Trent Scott | OL | 2nd |
| Verlan Hunter | WR | 2nd |
| Blain Wilson | DL | 2nd |
| Jonathan Wallace | K | 2nd |
| Martez Carter | RS | 2nd |

2017

Offensive Player of the Year - Devante Kincade
Defensive Player of the Year - De'Arius Christmas
Coach of the Year - Broderick Fobbs

| Name | Pos. | Team |
|--------------------|------|------|
| Devante Kincade | QB | 1st |
| Martez Carter | RB | 1st |
| Trent Scott | OL | 1st |
| William Waddell | OL | 1st |
| La'Allan Clark | DL | 1st |
| De'Arius Christmas | LB | 1st |
| De'Aumante Johnson | DB | 1st |
| Marc Orozco | K | 1st |
| Darrell Clark | WR | 2nd |
| Jordan Jones | TE | 2nd |
| Linwood Banks | DL | 2nd |

2018

Defensive Player of the Year - De'Arius Christmas

| Name | Pos. | Team |
|--------------------|------|------|
| De'Arius Christmas | LB | 1st |
| Joseph McWilliams | DB | 1st |
| Anfernee Mullins | DE | 2nd |
| Percy Cargo | DB | 2nd |

2019

| Name | Pos. | Team |
|-------------------|------|------|
| Joseph McWilliams | DB | 1st |

2021 - Spring

| Name | Pos. | Team |
|----------------|------|------|
| Kenan Fontenot | DB | 2nd |

2021 - Fall

| Name | Pos. | Team |
|-------------------|------|------|
| Sundiata Anderson | DL | 1st |
| Garrett Urban | K | 2nd |
| Garrett Urban | P | 2nd |

2022

| Name | Pos. | Team |
|-------------------|------|------|
| Sundiata Anderson | DL | 1st |
| Lewis Matthews | LB | 2nd |

2023

Freshman of the Year - Javon Robinson

| Name | Pos. | Team |
|-------------------|------|------|
| Sundiata Anderson | DL | 1st |
| Jimmy Iles | P | 1st |
| Chance Williams | RB | 2nd |

2024

| Name | Pos. | Team |
|--------------|------|------|
| Andrew Jones | LB | 1st |
| Jaden Handy | DL | 2nd |

1st -- First Team Selection
2nd -- Second Team Selection
HM -- Honorable Mention Selection

NFL ALL-TIME ROSTER

| Name | Pos. | Teams | Years |
|----------------------------|---------|-------------------------|---------------|
| ANDERSON, Sundiata | (DL) | Seattle Seahawks | 2024-Present |
| BRYANT, William "Bill" Jr. | (DB) | Philadelphia Eagles | 1978-79 |
| | | New York Giants | 1976-78 |
| | | Cincinnati Bengals | 1974 |
| BUCHANAN, Junious "Buck" | (DL) | Kansas City Chiefs | 1963-75 |
| BURTON, Robert | (OT) | Boston Patriots | 1964 |
| | | Houston Oilers | 1963 |
| BUTCHER, Dexter | (RB) | Arizona Cardinals | 1993 |
| CALEB, Jamie | (RB) | Cleveland Browns | 1965 |
| | | Minnesota Vikings | 1961 |
| | | Cleveland Browns | 1960 |
| CARTER, Johnny | (DT) | Los Angeles Raiders | 1989 |
| | | Denver Broncos | 1988 |
| CARTER, Joseph | (TE) | Philadelphia Eagles | 1972 |
| | | Dallas Cowboys | 1971 |
| CARTER, Leroy | (HB) | Buffalo Bills | 1966 |
| CAESAR, Curtis | (WR) | New York Jets (R) | 1994 |
| CHRISTOPHER, Herman | (RB) | Los Angeles Rams | 1973 |
| COLLINS, Fred | (OL) | San Diego Chargers | 1964 |
| COOK, Charles | (DB) | Pittsburgh Steelers | 1963 |
| CORNISH, Frank | (DT) | Kansas City Chiefs | 1973 |
| | | Buffalo Bills | 1972 |
| | | Miami Dolphins | 1970-71 |
| | | Chicago Bears | 1966-70 |
| COTTON, Curtis | (HB) | Denver Broncos | 1960 |
| CRAWFORD, Hilton | (DB) | Buffalo Bills | 1969 |
| | | San Francisco 49ers | 1969 |
| CRUSOE, Curtis | (DT) | San Francisco 49ers | 1979 |
| DAVIS, Henry | (LB) | Pittsburgh Steelers | 1970-73 |
| | | New York Giants | 1968-69 |
| DAVIS, Norman | (OG) | Philadelphia Eagles | 1970 |
| | | New Orleans Saints | 1969 |
| | | Baltimore Colts | 1967 |
| DAVIS, Tyrone | (RB) | San Diego Chargers | 1991 |
| DAVIS, Willie | (DE/OT) | Green Bay Packers | 1960-69 |
| | | Cleveland Browns | 1958-59 |
| DAY, Chris | (CB) | Green Bay Packers | 2004 |
| DEAN, Walter | (RB) | Green Bay Packers | 1991-92 |
| DENNIS, Albert III | (OL) | Cleveland Browns | 1974, 1976-77 |
| | | San Diego Chargers | 1973 |
| | | Dallas Cowboys | 1973 |
| DENNIS, Steve | (DB) | Dallas Cowboys | 1973 |
| DIZER, DeMichael | (DB) | Seattle Seahawks | 2008 |
| DOTSON, Alphonse | (DT) | St. Louis Cardinals | 1971 |
| | | Oakland Raiders | 1968-70 |
| | | Kansas City Chiefs | 1967 |
| | | Miami Dolphins | 1966 |
| | | Kansas City Chiefs | 1965 |
| DOUGLAS, Tramon | (WR) | Tennessee Titans | 2004 |
| DYER, Henry | (FB) | St. Louis Cardinals | 1972 |
| | | Cincinnati Bengals | 1971 |
| | | Washington Redskins | 1969-70 |
| | | Los Angeles Rams | 1966-68 |
| EDWARDS, Clyde | (WR) | Jacksonville Jaguars | 2008 |
| FASSITT, Greg | (DB) | Chicago Bears | 2007 |
| | | New Orleans Saints | 2008 |
| FAVORITE, Larry | (OT) | Atlanta Falcons | 1976 |
| FIELDS, Gregory | (DT) | Baltimore Colts | 1979-80 |
| | | Detroit Lions | 1978 |
| FOBBS, Lee | (RB) | Buffalo Bills | 1973 |
| FONTENOT, Eric | (DL) | Pittsburgh Steelers (R) | 1994 |
| FREELON, Solomon | (OG) | Tampa Bay Buccaneers | 1977 |
| | | Houston Oilers | 1972-74 |
| FREEMAN, Clifford | (DB) | Atlanta Falcons | 1979 |
| GANT, Eric | (FB) | Arizona Cardinals | 1996 |
| | | New York Jets | 1995 |
| | | New York Giants | 1994 |
| GARRETT, John "J.D" | (HB) | Boston Patriots | 1966-67 |
| GRAY, John | (DT) | Houston Oilers | 1967 |
| GRAY, Julian | (DB) | New York Jets | 1967 |
| GASPER, Cliff | (DT) | New Orleans Saints | 1970 |
| GILLIAM, Arthur | (DE) | Denver Broncos | 1976 |

| Name | Pos. | Teams | Years |
|--|---------|----------------------|-----------|
| GLOVER, Andrew | (WR) | New Orleans Saints | 2000-02 |
| | | Minnesota Vikings | 1997-00 |
| | | Los Angeles Raiders | 1991-96 |
| GORDON, Clemente | (QB) | Dallas Cowboys | 1990 |
| | | Cleveland Browns | 1990 |
| GORDON, Jerry | (WR) | Tampa Bay Buccaneers | 1982 |
| GORDON, Joe | (WR) | Buffalo Bills | 1980 |
| GRAHAM, Renaldo | (TE) | Philadelphia Eagles | 1996 |
| GRANT, Steven | (WR) | Philadelphia Eagles | 1991 |
| GREEN, Raymond | (DB) | New York Jets | 1967 |
| GREENE, Tracy | (TE) | Kansas City Chiefs | 1994 |
| GRIFFIN, James | (DE) | Cincinnati Bengals | 1968-69 |
| | | San Diego Chargers | 1966-67 |
| | | San Francisco 49ers | 1965 |
| GRIFFIN, Leonard | (DE) | Kansas City Chiefs | 1986-93 |
| GRIFFIN, Thomas | (LB) | New Orleans Saints | 1992 |
| HALL, Eugene | (LB) | San Diego Chargers | 1979-80 |
| HARRIS, James "Shack" | (QB) | San Diego Chargers | 1977-81 |
| | | Los Angeles Rams | 1973-76 |
| | | Buffalo Bills | 1969-71 |
| HARRIS, Michael | (OL) | Kansas City Chiefs | 1989 |
| HARRIS, Michael | (DB) | New York Jets | 1978 |
| | | Philadelphia Eagles | 1977 |
| | | Pittsburgh Steelers | 1977 |
| HARRIS, Richard | (DL) | Seattle Seahawks | 1976-77 |
| | | Chicago Bears | 1974-75 |
| | | Philadelphia Eagles | 1971-73 |
| HATCHER, Jason | (DL) | Dallas Cowboys | 2006-13 |
| | | Washington Redskins | 2013-15 |
| HAYNES, Isadore | (RB) | Kansas City Chiefs | 1964 |
| HICKS, David | (LB) | Kansas City Chiefs | 2007 |
| HOLDEN, Samuel | (OL) | New Orleans Saints | 1971 |
| HOLMES, Frank | (QB) | Dallas Cowboys | 1971 |
| HOWARD, Andrew | (DE) | Atlanta Falcons | 1972 |
| HOWELL, Autrey Lane | (OT/DT) | New York Giants | 1971 |
| | | Philadelphia Eagles | 1965-69 |
| | | New York Giants | 1963-64 |
| HOWELL, Delles | (DB) | New York Jets | 1973-75 |
| | | New Orleans Saints | 1970-72 |
| HOWELL, Michael | (DB) | Miami Dolphins | 1972 |
| | | Cleveland Browns | 1965-72 |
| HUGHES, Walter | (OL) | St. Louis Cardinals | 1972 |
| HUNTER, James | (DB) | Detroit Lions | 1976-82 |
| HUNTER, Lawrence | (DB) | Green Bay Packers | 1981 |
| HYMES, Randy | (WR) | Baltimore Ravens | 2002-2005 |
| | | Minnesota Vikings | 2007 |
| IRVING, Reginald | (OG) | Oakland Raiders | 1981 |
| JACKSON, Kenneth | (RB) | Houston Oilers | 1962 |
| JACKSON, Louis | (DB) | New York Jets | 1967 |
| JAMES, Jerald | (PK/OT) | Baltimore Colts | 1961 |
| JOHNSON, Akili | (DB) | Atlanta Falcons | 1996 |
| | | New York Giants | 1994 |
| JOHNSON, Charles | (DB) | St. Louis Cardinals | 1981 |
| | | San Francisco 49ers | 1979-80 |
| | | Atlanta Falcons | 1979 |
| JOHNSON, Essex | (DB) | Tampa Bay Buccaneers | 1976 |
| | | Cincinnati Bengals | 1968-75 |
| JOHNSON, Gary "Big Hands" | (DT) | San Francisco 49ers | 1984-85 |
| | | San Diego Chargers | 1975-84 |
| JOHNSON, Stone (Died on Sept. 6, 1963) | (WR/DB) | Kansas City Chiefs | 1963 |
| JOHNSON, Trumaine | (WR) | Buffalo Bills | 1987-88 |
| | | San Diego Chargers | 1985-86 |
| JOINER, Charlie | (WR) | San Diego Chargers | 1976-86 |
| | | Cincinnati Bengals | 1972-75 |
| | | Houston Oilers | 1969-72 |
| JONES, Fred | (WR) | Kansas City Chiefs | 1990-93 |
| JONES, Harold | (DL) | Los Angeles Rams | 1969 |
| | | Cincinnati Bengals | 1968 |
| JONES, Henry | (FB) | Green Bay Packers | 1971 |
| | | Denver Broncos | 1969 |
| JONES, Robert | (DT) | Philadelphia Eagles | 1970 |

CONFERENCE HISTORY RECORDS 2023 REVIEW ADMINISTRATION COACHING STAFF 2024 SEASON PREVIEW MEDIA INTRODUCTION

NFL ALL-TIME ROSTER

| Name | Pos. | Teams | Years |
|---------------------|---------|----------------------|-------------|
| JONES, Tyronne | (WR) | Indianapolis Colts | 1994 |
| JONES, Wendell | (WR) | San Diego Chargers | 1990 |
| JONES, Willie | (OL) | Kansas City Chiefs | 2000-03 |
| | | St. Louis Rams | 1999 |
| KING, Arthur | (DT) | Cincinnati Bengals | 1982 |
| LADD, Ernie | (DL) | Kansas City Chiefs | 1967-68 |
| | | Houston Oilers | 1966-67 |
| | | San Diego Chargers | 1961-65 |
| LEE, Richard | (DT) | San Francisco 49ers | 1969 |
| | | Boston Patriots | 1968 |
| LEWIS, Albert | (DB) | Los Angeles Raiders | 1994-98 |
| | | Kansas City Chiefs | 1983-93 |
| LEWIS, Calvin | (PK) | San Francisco 49ers | 1972 |
| LEWIS, Frank | (WR) | Buffalo Bills | 1978-83 |
| | | Pittsburgh Steelers | 1971-77 |
| LEWIS, Scott | (DE) | Kansas City Chiefs | 1972 |
| | | Houston Oilers | 1971 |
| MANGO, Elton | (DB) | New Orleans Saints | 1966 |
| MANNING, Billy | (OC) | New Orleans Saints | 1977 |
| MATTHEWS, Peterson | (DE) | New York Giants | 1966 |
| MAXIE, Curtis | (DL) | Cincinnati Bengals | 1988 |
| MCGOWAN, Howard | (RB) | San Diego Chargers | 1962 |
| MCNEIL, Clifton Jr. | (WR) | Houston Oilers | 1973 |
| | | Washington Redskins | 1971-72 |
| | | New York Giants | 1970-71 |
| | | San Francisco 49ers | 1968-69 |
| | | Cleveland Browns | 1966-67 |
| McSWAIN, Audie | (LB) | Los Angeles Rams | 1971 |
| MEANDER, Montrel | (LB) | Cleveland Browns | 2018; 19-21 |
| | | Oakland Raiders | 2018 |
| | | New York Jets | 2019 |
| MENDENHALL, John | (DL) | Detroit Lions | 1980 |
| | | Green Bay Packers | 1980 |
| | | New York Giants | 1972-79 |
| METEVA, Larry | (OC) | New York Giants | 1971 |
| | | Houston Oilers | 1967-70 |
| MILBURN, Darryl | (DE) | Arizona Cardinals | 1994 |
| | | New Orleans Saints | 1992, 93 |
| | | Detroit Lions | 1991 |
| MITCHELL, William | (HB) | Washington Redskins | 1967 |
| MONTGOMERY, Allen | (OG) | Los Angeles Rams | 1971 |
| MOORE, Michael | (RB/TE) | Kansas City Chiefs | 1978 |
| MOY, Sylvester | (WR) | Tampa Bay Buccaneers | 1982 |
| MULLEN, Roderick | (DB) | Green Bay Packers | 1995-97 |
| | | New York Giants | 1994 |
| MUSE, George | (DB) | Boston Patriots | 1969 |
| MUSHATT, Rannie | (OG/DT) | Philadelphia Eagles | 1959 |
| | | San Francisco 49ers | 1958 |
| NED, Derrick | (RB) | Kansas City Chiefs | 1996 |
| | | New Orleans Saints | 1992-95 |
| | | Houston Oilers | 1992 |
| NEWSOME, Billy | (DE) | Chicago Bears | 1977-78 |
| | | New York Jets | 1975-76 |
| | | New Orleans Saints | 1973-74 |
| | | Baltimore Colts | 1970-72 |
| NICHOLAS, Calvin | (WR) | San Francisco 49ers | 1987-88 |
| NICHOLS, Jeff | (WR) | New York Giants | 1996 |
| NORD, Kendrick | (QB) | Philadelphia Eagles | 1996 |
| O'NEAL, Jessie | (DT) | Washington Redskins | 1979 |
| | | Seattle Seahawks | 1978 |
| | | Houston Oilers | 1975 |
| O'NEAL, William | (RB) | Kansas City Chiefs | 1970 |
| PARHAM, Robert | (RB) | San Diego Chargers | 1979 |
| PARKER, Kerry | (DB) | Kansas City Chiefs | 1984 |
| | | Oakland Raiders | 1979 |
| PEARSON, Kalvin | (DB) | Tampa Bay Buccaneers | 2004-2008 |
| | | Detroit Lions | 2008-2009 |
| PENNYWELL, Carlos | (WR) | New England Patriots | 1979-81 |
| PENNYWELL, Robert | (LB) | Atlanta Falcons | 1977-80 |
| | | San Francisco 49ers | 1976 |
| PEOPLES, Woodrow | (OG) | Philadelphia Eagles | 1978-80 |
| | | San Francisco 49ers | 1968-77 |

| | | | |
|---------------------|---------|-------------------------|-------------|
| PETTWAY, Kenneth | (LB) | Jacksonville Jaguars | 2006 |
| | | Houston Texans | 2005 |
| PHILLIPS, Jack | (WR) | New Orleans Saints | 1974-75 |
| | | Atlanta Falcons | 1972 |
| PHILLIPS, Keifer | (LB) | Pittsburgh Steelers (R) | 1994 |
| POWELL, Preston | (FB) | Cleveland Browns | 1961 |
| PRATHER, Guy | (LB) | Green Bay Packers | 1981-85 |
| RADFORD, Bruce | (DE/DB) | St. Louis Cardinals | 1981 |
| | | Tampa Bay Buccaneers | 1980 |
| | | Denver Broncos | 1979-80 |
| REED, Matthew | (QB) | Baltimore Colts | 1980 |
| | | New Orleans Saints | 1973 |
| | | Denver Broncos | 1973 |
| REED, Willie "Jake" | (WR) | New Orleans Saints | 2002-03 |
| | | Minnesota Vikings | 1991-99, 01 |
| REESE, Archie | (DE) | San Francisco 49ers | 1978-81 |
| RICHARDSON, Alvin | (DL) | Boston Patriots | 1960 |
| | | Los Angeles Chargers | 1960 |
| | | Philadelphia Eagles | 1957-58 |
| ROBERSON, Vernon | (DB) | San Francisco 49ers | 1978-79 |
| | | Miami Dolphins | 1977 |
| | | Miami Dolphins | 1974 |
| ROBINSON, Andre | (LB) | Dallas Cowboys | 1982 |
| ROBINSON, Jerry | (HB/KR) | New York Jets | 1965 |
| | | San Diego Chargers | 1962-64 |
| ROBINSON, Virgil | (HB/KR) | Pittsburgh Steelers | 1973 |
| | | New Orleans Saints | 1971-72 |
| | | Green Bay Packers | 1970 |
| ROGERS, Chester | (WR) | Indianapolis Colts | 2016-19 |
| | | Miami Dolphins | 2020 |
| | | Tennessee Titans | 2020- |
| | | Houston Texans | 2022 |
| | | Cleveland Browns | 2022 |
| ROSS, Thomas | (OC/DE) | Philadelphia Eagles | 1968 |
| ST. CLAIR, Michael | (DE) | Cincinnati Bengals | 1980-82 |
| | | New England Patriots | 1980 |
| | | Cleveland Browns | 1976-79 |
| SALTER, Robert | (DB) | New Orleans Saints | 1981 |
| SAMPSON, Kenneth | (RB) | Dallas Cowboys | 1981 |
| SAMSON, Mike | (DT) | Philadelphia Eagles | 1996-00 |
| SANDERS, Terrance | (DE) | New York Giants | 1990 |
| SCALES, Dwight | (WR) | Seattle Seahawks | 1984 |
| | | San Diego Chargers | 1981-83 |
| | | New York Giants | 1979 |
| | | Los Angeles Rams | 1976-79 |
| SCOTT, Ed | (DB) | Arizona Cardinals | 1987 |
| SCOTT, Patrick | (WR) | Green Bay Packers | 1987-89 |
| SCOTT, Trent | (OL) | Los Angeles Chargers | 2018-19 |
| | | Carolina Panthers | 2020-21 |
| | | Pittsburgh Steelers | 2022 |
| | | Washington Commanders | 2023- |
| SELLERS, Goldie | (DB) | Kansas City Chiefs | 1968-69 |
| | | Denver Broncos | 1966-67 |
| SIMON, Robert | (OL) | Houston Oilers | 1976 |
| SIMMONS, Anthony | (LB) | Los Angeles Rams | 1971 |
| SIMMONS, Leon | (LB) | Denver Broncos | 1963 |
| SINGLETON, Nate | (WR) | Philadelphia Eagles | 1997 |
| | | San Francisco 49ers | 1993-96 |
| | | New York Giants | 1992 |
| SINGLETON, Ron | (TE/OT) | San Francisco 49ers | 1977-80 |
| | | San Diego Chargers | 1976 |
| SMITH, Charles | (WR) | Philadelphia Eagles | 1974-81 |
| | | Los Angeles Rams | 1973 |
| SMITH, Eli | (RB) | Los Angeles Rams | 1966 |
| SMITH, Sean | (DT) | Chicago Bears | 1987-88 |
| SMITH, Mike | (WR) | Atlanta Falcons | 1980 |
| ST. CLAIR, Michael | (DE) | Cleveland Browns | 1976-82 |
| STEPHENS, Ben | (RB) | San Diego Chargers | 1969 |
| STERLING, Ernest | (DE) | San Francisco 49ers | 1970 |
| | | New York Giants | 1969 |
| | | Dallas Cowboys | 1968 |
| STEVENS, Rufus | (WR) | Kansas City Chiefs | 1984 |
| TAYLOR, Bennie | (DT) | New Orleans Saints | 1970 |

>>>>>>>>> **GRAMBLING STATE IN NFL**

NFL ALL-TIME ROSTER //

| | | | |
|----------------------|---------|-------------------------|---------|
| TAYLOR, Roosevelt | (DB) | Washington Redskins | 1972-73 |
| | | San Francisco 49ers | 1969-71 |
| | | Chicago Bears | 1961-68 |
| TAYLOR, Sammie | (WR) | San Diego Chargers | 1965 |
| THOMAS, Franklin | (TE) | Kansas City Chiefs | 1994 |
| | | New Orleans Saints | 1994 |
| | | Detroit Lions | 1991 |
| THOMAS, Kenneth | (DT) | Chicago Bears | 1963 |
| THOMAS, Troy | (DE) | Green Bay Packers | 1980 |
| | | San Francisco 49ers | 1979 |
| | | Baltimore Ravens | 1996-97 |
| THOMPSON, Bennie | (DB) | Los Angeles Raiders | 1994-95 |
| | | Kansas City Chiefs | 1992 |
| | | New Orleans Saints | 1989-91 |
| TOBEY, Bryan | (RB) | Cleveland Browns | 1990 |
| | | Kansas City Chiefs | 1989 |
| TONEY, Eudean | (DB) | Cleveland Browns | 1994 |
| TURNER, Sandas | (RB) | New York Jets | 1975 |
| WADE, Ellis | (DB) | St. Louis Cardinals | 1969 |
| WALLACE, Samuel | (OG) | New York Jets | 1970 |
| WALLS, Everson | (DB) | Cleveland Browns | 1992-93 |
| | | New York Giants | 1989-92 |
| | | Dallas Cowboys | 1981-89 |
| WARREN, Ricky | (OT) | New Orleans Saints | 1989 |
| WASHINGTON, Charles | (DB/HB) | Pittsburgh Steelers | 1966-67 |
| WATSON, Edward | (LB) | New England Patriots | 1971 |
| | | Houston Oilers | 1969 |
| WELLS, Arthur | (TE) | New Orleans Saints | 1987 |
| WHITE, James | (DB) | Philadelphia Eagles | 1981 |
| WHITE, Sammy | (WR) | Minnesota Vikings | 1976-86 |
| WILLIAMS, Chad | WR | Arizona Cardinals | 2017-18 |
| | | Indianapolis Colts | 2019 |
| | | Kansas City Chiefs | 2020-21 |
| WILLIAMS, Charles | (DB) | San Diego Chargers | 1973 |
| WILLIAMS, Donald | (OG) | Denver Broncos | 1964 |
| WILLIAMS, Doug (QB) | | Washington Redskins | 1986-89 |
| | | Oklahoma Outlaws (USFL) | 1984-85 |
| | | Tampa Bay Buccaneers | 1978-83 |
| WILLIAMS, Eugene | (DB) | New York Jets | 1976 |
| WILLIAMS, Joe | (LB) | Pittsburgh Steelers | 1987 |
| WILLIAMS, Robert | (DT) | Pittsburgh Steelers | 1971 |
| WILLIAMS, Roger | (DB/WR) | Philadelphia Eagles | 1973 |
| | | Los Angeles Rams | 1971-73 |
| WILLIAMS, Terry | (RB/TE) | Philadelphia Eagles | 1974 |
| | | Houston Oilers | 1973 |
| | | Buffalo Bills | 1970 |
| WILLIAMS, Walter | (RB) | Green Bay Packers | 2004 |
| | | New England Patriots | 2001-03 |
| WILLIAMS, Willie | (DB) | New York Giants | 1967-73 |
| | | Oakland Raiders | 1966 |
| | | New York Giants | 1965 |
| WILSON, Nemiah | (DB) | Chicago Bears | 1975 |
| | | Oakland Raiders | 1968-74 |
| | | New York Jets | 1968 |
| | | Denver Broncos | 1965-67 |
| WOODS, Robert | (KR/WR) | Detroit Lions | 1979 |
| | | Houston Oilers | 1978 |
| | | Cleveland Browns | 1978 |
| YOUNG, Willie | (OT) | Kansas City Chiefs | 1978 |
| | | New York Giants | 1966-76 |
| | | Pittsburgh Steelers | 1958 |
| YOUNGER, Paul "Tank" | (RB/LB) | Los Angeles Rams | 1949-57 |
| | | Washington Redskins | 1972-73 |
| ZENO, Coleman | (WR) | New York Jets | 1971 |
| | | Philadelphia Eagles | 1975-76 |



Chester Rogers - Tennessee Titans




Trent Scott - Pittsburgh Steelers



Eddie G. Robinson Memorial Stadium is a 19,600-seat multi-purpose stadium in Grambling, La. The stadium opened in 1983 and is named in honor of famous Grambling State University head football coach, Eddie G. Robinson. It replaced Grambling Stadium. The stadium is oftentimes affectionately referred to as "The Hole" due to the topography of the stadium area.


In 2017, approximately \$2 million worth of stadium upgrades were completed. Included in the upgrades were installing new artificial turf, a new larger scoreboard, additional parking and additional tailgating areas.



>>>>>>>> **GRAMBLING STATE LEGENDS**

COLLIE J. NICHOLSON //////////////////////////////////////

Sports Information Director Legend (1948-1978)



It was a simple twist of fate just after World War II, a lack of communication never connected.

The end result, however, was the building of an award-winning career in sports information that spanned 30 years and played an immeasurable role in developing the world-wide reputation of one of America's best known black colleges, Grambling State University.

Collie J. Nicholson was fresh out of the Marines finishing a three-year stint in the South Pacific during World War II when he and a friend made a stop at Grambling State. They were really on their way north to the University of Wisconsin, but it was years before anyone at Grambling knew the story.

Nicholson, who had started school at Grambling before the war, ran into the school's president, Ralph Waldo Emerson Jones, during his brief stopover. Having known Collie when he first attended Grambling, "Prez", as he was affectionately known, invited him to his office to discuss some ideas for the young journalist.

Not wanting to tell Prez he was actually on his way to another school, Collie went to the bus stop, grabbed his bags and headed to the dorm. More than 30 years later, in 1978, Collie J. Nicholson retired as the school's only sports information director and more than that, one of the profession's most creative members.

In the summer of 2002, nearly 25 years after retiring, Nicholson was named the recipient of the prestigious College Sports Information Directors of America (CoSIDA) Trailblazer Award. This award is given annually to a pioneer in the field of sports information who has mentored and helped improve the level of ethnic and gender diversity within



CoSIDA Nicholson was honored at the organization's annual workshop on July 2, 2002, in Rochester, New York.

What Collie accomplished was to put Grambling on the map around the world. When he started his job Collie convinced Prez all he really needed were stamps, envelope and stationery, plus a trusty typewriter.

He began by sending advances to 400 black newspapers nationwide. After football games, he would drive 75 miles to Shreveport Western Union Station, where he would wire the stories to selected newspapers across the country. Collie's reports made every game, regardless of the outcome, sound exciting. Through his creative writing style, more and more papers ran accounts of Grambling's games.

But Nicholson with the support of President Jones and Eddie G. Robinson, envisioned a much bigger picture, and he rarely accepted a no when it came to developing ideas that would further spread the word about Grambling athletics.

In the 1960's he pounded the pavement of New York City, looking for sponsors who would help stage a football game in Yankee Stadium, pitting Grambling against another team from a black college. It wasn't easy, but Collie with his "never quit" efforts found the sponsors and in 1968 Grambling and Morgan State played before 64,000 fans in a packed-to-the-brim Yankee Stadium.

Television was another target Collie set in his sights. Some might say he hounded the national networks, but whatever he did, it worked. ABC signed on and televised its first football game between the two black colleges.

Collie also believed Grambling could take its football team and well-known marching band on the road to capture attention. Over the years and through his persistence, Grambling broke ground with appearances in huge venues like Pittsburgh's Three Rivers Stadium, Detroit Silverdome and the Louisiana (New Orleans) Superdome. The now traditional Bayou Classic was also a product of Collie's efforts. In 1974, he convinced officials at both Grambling and Southern University that they could create something special by moving their annual game to New Orleans. Before long, the classic was born, and the game was played before capacity crowds.

Nicholson also took great pride in the Tiger Marching Band. He considered the band and the athletic teams as a marriage and promoted them as one package. It was Nicholson who garnered exposure for the band in three Super Bowl games and a 14-day tour to Liberia. He also arranged for Grambling State football games to be played in Tokyo, Japan, in 1976 and 1977 with part of the draw the now well-known Tiger Marching Band. While building support for the Tokyo package in the mid-1970's, Collie learned Japanese so he would not embarrass himself, the school or his hosts in Japan.

It is Nicholson's efforts that helped the Los Angeles Rams discover Paul "Tank" Younger, the first player from a black college to make it in the National Football League. He launched the Heisman and All-America campaign for Doug Williams when he finished fourth in the Heisman race and was a first team All-America selection by the A.P. — which was a first for any athlete from a black school.

When Collie was not knocking on doors, he was producing unique and award-winning press guides, with recognition from the NCAA, NAIA and CoSIDA. Two of his publications were voted best in the nation. He also served for several years as the sports information director of the Southwestern Athletic Conference.

Nicholson is a member of the Grambling State University Hall of Fame and following his career was recognized with numerous awards, including the Distinguished Service Award in Sports Journalism by the Louisiana Sports Writers Association in 1990.

Nicholson, 85, died peacefully in Shreveport, Louisiana on September 13, 2006.

JUNIOUS “BUCK” BUCHANAN

“The Buck” stops here (GSU: 1959-1962)



Junious “Buck” Buchanan. That says it all. “Our first, first round draft choice,” reminds Eddie Robinson.

For thirteen years he was an awesome defensive tackle for the Kansas City Chiefs. But, it was not Kansas City that made Buck the first ever player chosen in the inaugural American Football League Draft in 1963.

That honor went to Oakland; the Raiders subsequently transferring their claim on Buck to the Chiefs. He was the first player from Grambling State to have ever been selected in the first round of the NFL Draft.

With that generally-ignored fact disposed of, turn your attention to now one of the greatest defensive linemen who ever tightened a chin strap. He came in at 6-foot-6 and 225 pounds as a freshman, class of ‘59 at Grambling. He went out a 6-foot-7 and 275-pound behemoth as a 13-year Chief in 1975.

In between, he demolished everything in sight and climbed the peak of his profession in two Super Bowls. “Someone called me one night,” remembers Eddie of his introduction to Buchanan, who was born September 10, 1940 in Gainesville, Ala., but would play his prep ball at Parker High School in Birmingham. “The man said, ‘There is a football player here you need.’ I said, ‘Who?’ He said, Junious Buchanan.”

Arrangements were made for Buchanan to enroll at Grambling in mid-semester. “He came in and weighed 210 pounds,” fondly recalls Robinson. “Ernie Ladd was coming off of a knee injury. Ladd, before Buck got here, was our fastest interior lineman. When Buck got here, he and Ladd would be fighting to the tape.

“But to be honest, I didn’t think Buck would be much of a ball player because he had his foot in a bucket. It didn’t look like he could move with lateral movement. Then we would start running our plays. If we went to the right he would tackle us. If we went to the left he would tackle us. If we went right at him, he would tackle us. . . Boy, he was really



tough.”

Buchanan checked in at Grambling with a skilled freshman group that included the ill-fated Stone Johnson, Lane Howell, Fred Collins, Bob Burton, Willie Brown, Charles Cook and colorful Willie “Special Touchdown” Houston. Older backfield star Jamie Caleb, fullback Preston Powell, punter Curtis Cotton and the ponderous Ladd. There also a half-dozen scintillating sophomores—Clifton McNeil, Jerry Robinson, Roosevelt Taylor, Garland Boyette, Leon Simmons and Eugene Hughes.

It was, for the most part, a young ball club in the making. After struggling through a 4-6 season in 1959, the Tigers took off on the turn into the ‘60s. They posted a 23-5-2 record during Buck’s three seasons through 1962. Buck was named an All-American all three seasons, was elected team captain and in 1961 was voted lineman of the year in the Southwestern Athletic Conference (SWAC). That same year, he was named to the SWAC All-Academic team for maintaining a 3.20 grade point averagewhile majoring in physical education.

Also while at Grambling State, Buck participated in both basketball and track and field as a member of the sprint relay teams in addition to playing football. In 1968, he was inducted into the NAIA Hall of Fame.

He was just starting to make waves. After playing for the 1963 College All-Star squad that upset Green Bay’s mighty Packers, he joined the Chiefs. It was Buchanan who cemented the tremendous defenses fashioned by Coach Hank Stram. Up front, Buck would battle ferociously for a decade alongside Jerry Mays, Paul Rochester, Aaron Brown, Curley Culp and for brief stretches Grambling teammates Al Dotson and Ernie Ladd. Behind them roamed linebackers Bobby Bell, Willie Lanier, “Beast” Holub and Jim Lynch. Further back would lurk Dave Grayson, Willie Mitchell, Johnny Robinson, Fred “The Hammer” Williamson, Emmitt Thomas, Jime Marsalis, Jim Kearney and Grambling ex Goldie Sellers. Right there in the middle of it all was team captain Buck Buchanan. Among his feats:

-Played in the first AFC-NFC Pro Bowl game in 1970, also the first Pro Bowl of 1971.

- Voted the Chiefs’ Most Valuable Player in 1965 in 1967.
- Named to All-AFL teams in 1967 through 1969 and the All-NFC squad in 1970.
- Played in six straight AFL All-Star games from 1964 through 1969.
- Played in AFL Championship games in 1966 and 1969, followed by Super Bowls I and IV.

Those were just samplings. It was worth noting that Buck also played in all but one of 182 regular season games scheduled by the Chiefs. He missed his first game in 1974 with a broken hand. Despite the injury, he played in 13 of the team’s 14 games.

Away from the playing fields, Buck was active in civic affairs, serving as director of the Kansas State Special Olympics for mentally and physically retarded children in 1972 through 1975.

After peeling off his pads a final time, Buck hooked on as an assistant coach with the New Orleans Saints. Buck had finally stopped here in Louisiana. He was officially inducted into the Pro Football Hall of Fame in 1990. He passed away on July 16, 1992, after a long battle against lung cancer.

Buchanan was inducted into the National Football Foundation and College Hall of Fame on August 17, 1996. He was also inducted into the American Football League, Louisiana Sports and Southwestern Athletic Conference Hall of Fame.

The Sports Network national news service named its national NCAA Division I-AA Defensive Player of the Year award in his honor.

WILLIE DAVIS

The Means to an End (GSU:1952-55)



Was there ever a more awesome sight on the playing fields of the NFL than the sweeping strength thrown into battle by the Green Bay Packers of the 1960's?

The legions drummed together by Vince Lombardi six times barreled into the league's championship game during the decade and five times emerged triumphant, including a string of three in a row from 1965-67.

Ten years later there would come another dynasty, forged by the Pittsburgh Steelers. The Steelers would hit with the big play. The Packers would hurt you for sixty minutes. Little finesse, more like brute strength. Bart Starr operated with surgical precision, handing the ball off to Jim Taylor and Paul Hornung behind pulverizing blocks laid down by Jerry Kramer, Fuzzy Thurston, Forrest Gregg and Bill Curry.

And the defense. In the 14-game season of 1966, the Packers gave up 163 points, less than twelve a game. Nobody ran through much daylight against the likes of Ray Nitschke, Lee Roy Caffey, Dave Robinson, Herb Adderly, Willie Wood and Willie Delford Davis.

A legendary football game, and Willie Davis was right there in the middle. Actually, Willie hung around the fringes. He played end, a gentle giant at 6-foot-3 and 245 pounds. Gentle, that is, until he strapped on his helmet.

Willie was a classic performer as a defensive lineman, probably the best he has ever seen, says Eddie Robinson. Born in Lisbon, Arkansas on July 24, 1934, he prepped at Booker T. Washington High School in Texarkana.

"We finally convinced his Mama," Robinson recalls of the recruiting. "We promised her that we would see that he got to Sunday school and church. When we told her that, he didn't have a chance."

Young Davis may have been genteel on the Sabbath, but he was less than gentle on Saturdays.

"At first, while he was here," remembers Robinson, "he wanted to play end. He weighed around 210, 215. But we changed him to guard. That was in 1952."

As a guard, Willie was a two-time black college All-American in 1954-55. With him



in the lineup in 1955, Grambling would win its first national championship (eleven more would follow through to the present day).

The 1955 season was culminated by a trip to the Orange Blossom Classic.

"We were invited to Tallahassee to play Florida A&M University," reflects Robinson. "They were outstanding with Willie Galimore and Adolphus Frazier. Each of them scored 16 touchdowns that year. They were really tough."

The Rattlers also fielded an All-American guard, Carl Crowell.

Grambling was no slouch, either, having gone unbeaten through nine games without breaking a sweat.

"We had Bo Murray," agrees Robinson. "On the first play of the game Bo went back to throw a pass and he faked a run to fullback Leon Gafford. This tackle from Florida broke it up. He said after the tackle, 'I'm up for All-America, so don't come this way again.' On the next play, Murray called a trap. Willie came from the opposite side and he really trapped this boy. When Willie got up, he said 'You're up for All-American? I can see why you're not going to make it.' Willie had hitting power. And he was our captain, an outstanding leader."

Grambling turned back FAMU by 28-21. More important for Willie, scouts who had been dispatched by the Cleveland Browns to analyze Galimore went back home singing the praises of Davis. The Browns had an inside track. Ruston's Dub Jones, who had been a great running back for Cleveland, once scoring six touchdowns in a single game, had begun working with Willie on the blocking sled.

"And Tank Younger in Los Angeles was predicting that Davis was going to be a player," reminds Robinson.

The Browns, encouraged by their Orange Blossom eyewitnesses and Dub Jones' recommendation, drafted Willie in the 15th round of the 1956 draft, thus making him the first ever player in Grambling history to have ever been drafted. It does not sound like a high ranking now, but this was less than seven years after Younger had become the first black college player to join an NFL team. Before joining the Browns, however, Willie had more pressing business; he picked up his bachelor of science degree in industrial arts in the spring of 1956, then fulfilled a military obligation over a two-year stretch. By 1958 he was free to sign with the Browns.

Cleveland, like Green Bay in later years, was then a powerhouse under coach Paul Brown. Try Jim Brown for starters, and add Bobby Mitchell and Lou Groza. Thrown into a defensive line company with the likes of Paul Wiggins, Bob Gain, Don Colo and Henry Jordan, rookie Davis played in all 24 games over two seasons before being traded to the Packers for end A.D. Williams in 1960.

He would spend ten seasons in Green Bay before his retirement at age 36. Davis never missed a kickoff in his dozen years as a professional player in 286 games including 262 as a Packer. Three times he was tabbed as a Western Conference All-Star, during the glory years from 1965 through 1967. He would play in no less than five Pro Bowls. He was there when Green Bay whipped Kansas City 35-10 in the first Super Bowl, and when the Packers routed Oakland 33-14 in Super Bowl II. He was on the premises, too, when the Packers outskidded Dallas 21-17 in the 1967 Ice Bowl at Green Bay. Willie also captained the Packers.

There were not many places Willie Davis could not go, if he had a mind to. And he had a mind. He received his master's degree in business administration in 1968 from the University of Chicago and is now a successful businessman in Los Angeles, California.

Davis was officially inducted into the Pro Football Hall of Fame in 1981.

CONFERENCE ||| HISTORY ||| RECORDS ||| 2023 REVIEW ||| ADMINISTRATION ||| COACHING STAFF ||| 2024 SEASON PREVIEW ||| MEDIA ||| INTRODUCTION

>>>>>>>> **GRAMBLING STATE LEGENDS**

PAUL "TANK" YOUNGER //

Tanks for the Memories (GSU: 1945-1948)



Paul Younger, homegrown, moved up to the college varsity in 1945. Before he ran out of eligibility in 1948 he would score a record 60 touchdowns and 369 points; rush for a nation-leading 1,207 yards in a single season (1947) and 2,631 yards in four seasons of eight-and-nine-game schedule; rumble 86 yards for a non-touchdown against Morgan State in 1946, and would become the first of more than 70 Grambling All-American.

"He was the fastest man on our team," appends Robinson. "Most of the time in high school whenever he got the ball he'd score a touchdown. On end-around he was knocking people down. In college he scored a helluva lot of touchdowns, 25 of them as a tackle on end-arounds. His junior year we moved him to running back and defensive halfback."


Eddie Kotal, a scout for the Los Angeles Rams, caught sight of Younger in Birmingham, Alabama, during the now defunct Vulcan Bowl. Tank scored three touchdowns in 28-27 loss to Wilberforce University of Ohio.

There are two popular misconceptions connected with Younger's joining the Rams in 1949. He was not first black player with the Rams, nor was he the first black college player to suit up as a pro in Los Angeles.

As far back as 1946, the Rams - just one year removed from Cleveland - had signed two stellar black athletes out of UCLA - giant defensive end Woody Strode and all-purpose halfback Kenny Washington. Across LA the rival All-American Conference Dons in 1947 signed two black college players, end Ezzret "Sugarfoot" Anderson from Kentucky State and center-linebacker John Brown from North Carolina Central.

Younger, however, would tread new ground as the first black college player in the National Football League.

"Just like the film, 'One Hundred Yards to Glory' if Younger made it, it would open doors for others ball players," Robinson said of that day and age. "We talked about it quite



a bit. When he left here to go to report, he was the best conditional athlete in the Rams' camp when he got there. All slimmed, and trained like a fighter. He weighed between 218 and 223."

Eddie also imparted some wisdom to Tank: "In dummy drills run out the play 25 to 30 yards. Don't turn and come back after 10 like the others do. The longer you have the ball under your arm, the longer the man is watching..."

The "man" was general manager Tex Schramm, later to build a dynasty in Dallas, and the head coach was the innovative plotter of the T-formation, Clark Shaughnessy. Tank gained 191 yards on 52 carries while alternating with Fred Gehrke at fullback in his rookie season and the Rams won the Western Conference.

But Younger was not yet being called Tank. His nickname was "Bass Eyes," a label hung on him by another rookie, quarterback Norm Van Brocklin. Younger would tip defenses by rolling his eyes in the direction the play would go, accused the Dutchman. Late in the 1950 season, Younger asked the team's other quarterback, Bob Waterfield, "What do you want for Christmas?"

"I'd like a tank that runs," replied Waterfield. This was the birth of "Tank" Younger.

The Rams fielded the most explosive offense in NFL history in the fifties. There was Waterfield and Van Brocklin throwing long-rang missiles to Tom Fears, Hirsch and track sprinter Bob Boyd. Running the ball were the Bull Elephants and halfbacks Vitamin T. Smith and Glenn Davis. In the 12- game season of 1950, the attack scored 466 points-more then 38 a game-and they would win by score of 45-28 and 45-35. In one period they ran up 41 points against Detroit.

In time, Tank, who stood 6-foot-3, built up to 230 pounds. It was a time of Bull of Elephant. Hoerner led Rams in rushing in 1948-49, Towler from 1951-53 and Younger in 1954 (91 carries, 610 yards).

Tank wore his No. 35 jersey nine years with the Rams and finished up as a Pittsburgh Steelers in 1958. His career totals in the NFL were 770 carries and 3,640, yards, 100 catches for 1,167 yards, and 35 touchdowns. He was also a savage blocker and smashing linebacker, the last player selected to both the offensive and defensive All Star teams in the NFL.

World Famed Tiger Marching Band Highlights



Millions watching Super Bowls and NBA All-Star games have witnessed electrifying and energizing performances. It has been seen and heard in international places such as Liberia, Panama, Korea and Cuba. "It" is none other than the stimulating, exhilarating and invigorating Grambling State University Marching Band.

When the committee for the first Super Bowl wanted a super band and Coca-Cola wanted "the real thing" for its commercial, the Marching Tigers got the call. Since that time many years ago, the band has made two other appearances at Super Bowl games, including Super Bowl 9 (IX).

It has been hailed as the "Number One Band in the Land" for years, but 1997 was a year that holds many fond memories for the Tiger Marching Band. For that was the year the talented musicians received an invitation to play at Super Bowl 32 (XXXII) in San Diego, Calif. and the band started its march to greater heights than before.

In what has been labeled as the "Greatest Super Bowl halftime of all-time," the Tigers electrified the world as they performed with Motown greats such as the Temptations, Smokey Robinson, Martha Reeves and the Vandellas, the Four Tops, Queen Latifah and Boyz II Men. Performing at the Super Bowl is nothing new for the Tiger Band and the talented students took care of business like seasoned show veterans.

The Grambling State Band got its first big break in 1964 when it performed at halftime of the American Football League's championship game in San Diego.

Members of the news media covering the event labeled the marching band as "The Band that Never Gets Tired." San Diego Union reports jumped on the bandwagon. One article describing the band read, "The band looked better getting on the bus than most bands do on the field."

Since that time, the band has also performed halftime shows for several professional teams.

The Tiger Band continues to be one of the most visible recruiting tools at Grambling State University. Young and old, black and white, foreign and American are all attracted to this band.

Though they work hard on the field, band members work even harder off the field as they go to various high schools to host workshops as well as to perform. That is in addition to the regular school work assigned to do as they work on their degrees as university students.

More than 30 years after those first national-attention grabbing performances, the Tiger Band is still the most sought after band in the land. In 2001, they performed at the Delchamps Senior Bowl college all-star football game at Ladd Stadium in Mobile, Ala; the Miami Dolphins' Monday Night Football game; the Black History Parade in Anaheim, Calif. Mardi Gras Celebration in Shreveport and a host of other activities.

While the band has the solid cornerstone of a spectacular past, the Tiger Band's foundation is firmly being made in technology, the band has computerized its field shows and musical arrangements.

"It's all about keep pace with what's happening in the world," Pannell said. "We are making sure that the Grambling State Band sets the pace in the next millennium."

Pannell fully understands about keeping pace. He played in the famed Tiger Band over 35 years ago under the late, great bandmaster Conrad Hutchinson.

Through sheer genius, "Hutch" as he was called by thousands, erected, directed and perfected the matching sensation known as The Tiger Band. During the four decades "Hutch" spent at Grambling State, the Grambling State Hall of Famer directed the Tiger Band during performances and appearances that spanned this country and landed them on foreign soil all over the world.

But forget about the sassy, yet classy Orchestis Dance Troupe. What is a band without dancers?

Thirty-three years ago, the Orchestis became an official band auxiliary, mesmerizing audiences around the world. Today, under the tutelage of Mrs. Diane Grigsby, this ground can still "rock the house," as well as move an audience with their jazzy, classy and upbeat performances.

One thing, though will never change - the Grambling State University Tiger Marching Band will always be the best in the land. Like other greats, it is often imitated, but never duplicated.



- In 1967 and 1968, the band performed in Super Bowls I and II, respectively, prior to the NFL championship game being officially called The Super Bowl. Grambling's 1967 performance has been named "One of the Top 10 Super Bowl Halftime Shows" by Sports Illustrated magazine.
- In 1972, the marching Tigers played in Monrovia, Liberia, at the inauguration of Liberian President William R. Tolbert.
- In 1976, the GSU band performed in the first-ever Pioneer Bowl in Tokyo, Japan.
- In 1977, GSU World Famed Tiger Marching Band performed in Mirage Bowl, Tokyo, Japan.
- In 1978, GSU World Famed Tiger Marching Band, pushed back at Half-Time, Bayou Classic, to introduce their first all female dance line "ORCHESTIS" to the world, lead by artistic director/choreographer Virgie Broussard (Pradia). One original member of "ORCHESTIS" was choreographer/producer Deborah A Gibson (MC HAMMER Too Legit Tour), and cousin to Erykah Badu/National recording artist.
- In 1978, GSU World Famed Tiger Marching Band were halftime guest performers for Dallas Cowboys at the Original Texas Stadium in Irving, Texas where they showcased their Original 10 Members of GSU Orchestis Dance Line.
- In 1981, The band performed in the Hollywood films Grambling's White Tiger (1981).
- In 1981, the band appeared in "Marching Band/Coke Is It," an award-winning television commercial developed for Coca-Cola USA by Burrell Communications Group.
- In 1982, the Grambling State University World Famed Tiger Marching Band was special guest to the Emperor of Japan, performed in Osaka, Japan and were the halftime performers at the Tokyo, Japan Mirage Bowl game.
- In 1999, U.S. President Bill Clinton performed (on saxophone) with the band for a halftime show in Grambling, Louisiana.
- In 1999, the Tiger Marching Band along with GSU's acclaimed dance troupe "The Orchestis Dance Company" was featured in a nationally televised commercial as part of Procter & Gamble's "Tampax Was There" marketing campaign.
- In 1999, the band was featured in commercial bumpers for Cartoon Network's "Cartoon Cartoon Fridays" block. They performed the main Cartoon Cartoons theme, as well as the theme songs for other Cartoon Network shows.
- In 1998, the band was featured in Super Bowl XXXII, alongside Boyz II Men, Martha Reeves and Smokey Robinson.
- In 2001, the GSU World Famed Tiger Marching Band was included in the inaugural parade for U.S. President George W. Bush.
- In 2002, the GSU World Famed performed in the motion picture Drumline.
- In 2005, the band recorded an album entitled "A Tribute To Motown" with Motown Records.
- In 2006, "Season of the Tiger," a six-part docudrama aired, following members of the Grambling State University marching band and football team during the 2005-2006 football season. Produced by DAFT films and Black Entertainment Television (BET), "Season of the Tiger" was the second BET reality show to focus on life at a historically black institution (HBCU), and the first to highlight the competitive environment of marching bands at some HBCUs.
- In 2007, the band performed in the award-winning Denzel Washington film, *The Great Debators*.
- In the 118th Tournament of Roses Parade (2007), Grambling State's marching band was the marching band in the Star Wars Spectacular, in which all members were wearing Imperial officer uniforms. This was the band's second time in the Tournament of Roses Parade: 1980 being the first time an HBCU band was selected to march and lead in the Tournament of Roses Parade.
- In 2009, the GSU World Famed Tiger Marching Band was included in the inaugural parade for U.S. President Barack Obama.
- In 2010, the band's drumline, "Chocolate Thunder", performed at halftime in the NBA All-Star Game with artist Shakira.
- In 2013, the band was included in the second inaugural parade for U.S. President Barack Obama.
- In 2015, Drake mentioned the band in his hit song "Used to" featuring Lil' Wayne on his If You're Reading This It's Too Late mixtape.
- In 2016, Vice Media released a documentary covering the significance of GSU's marching band and the popularity of the annual battle against Southern University's Human Jukebox in the Mercedes-Benz Superdome.

The Tiger Marching Band have an average of 160 students with a grade points average of 3.00 or higher each year.

2025 GRAMBLING FOOTBALL SCHEDULE



LANGSTON UNIVERSITY
AUGUST 30, 2025
SHREVEPORT, LA



PRAIRIE VIEW A&M UNIVERSITY
SEPTEMBER 27, 2025
DALLAS, TX



ALABAMA A&M UNIVERSITY
NOVEMBER 1, 2025
GRAMBLING, LA



OHIO STATE UNIVERSITY
SEPTEMBER 6, 2025
COLUMBUS, OH



TEXAS SOUTHERN UNIVERSITY
OCTOBER 11, 2025
GRAMBLING, LA



BETHUNE-COOKMAN UNIVERSITY
NOVEMBER 8, 2025
GRAMBLING, LA



KENTUCKY STATE UNIVERSITY
SEPTEMBER 13, 2025
GRAMBLING, LA



UNIVERSITY OF ARKANSAS
PINE BLUFF
OCTOBER 18, 2025
PINE BLUFF, AR



ALCORN STATE UNIVERSITY
NOVEMBER 15, 2025
LORMAN, MS



EAST TEXAS A&M UNIVERSITY
SEPTEMBER 20, 2025
GRAMBLING, LA



JACKSON STATE UNIVERSITY
OCTOBER 25, 2025
LAS VEGAS, NV



SOUTHERN UNIVERSITY
NOVEMBER 29, 2025
NEW ORLEANS, LA

[HTTPS://GSUTIGERS.COM/SPORTS/FOOTBALL/SCHEDULE/2025](https://gsutigers.com/sports/football/schedule/2025)

