GAME NOTES

#8/7 GONZAGA BULLDOGS (9-1) vs. #25/RV UCLA BRUINS (7-2)
Game 11 • Saturday, Dec. 13 • 8:30 p.m. PT
Climate Pledge Arena (13,200) • Seattle, Wash.
TV: ESPN (PbP: Dave Flemming; Analyst: Sean Farnham)
Radio: Gonzaga Sports Properties (PbP: Tom Hudson; Analyst: Adam Morrison)

GONZAGA
Ucla

2025-26 SCHEDULE & RESULTS

OVERALL RECORD: 9-1
WCC: 0-0 | Non-Conference: 9-1
Home: 4-0 | Away: 1-0 | Neutral: 4-1

Date	GU	AP/Coaches Rank Opp	Opponent	TV	Time/Result
OCTOBER					
19	21/-	-/-	**NORTHWEST** (Exh.)		W, 111-62
27	21/20	-/-	**WESTERN OREGON** (Exh.)		W, 111-53
NOVEMBER					
3	21/20	-/-	**TEXAS SOUTHERN**	ESPN+	W, 98-43
Bad Boy Mowers Series - Spokane *(Spokane Arena, Spokane, Wash.)*					
8	21/20	RV/-	**OKLAHOMA**	ESPN 2	W, 83-68
11	19/19	23/23	**CREIGHTON**	ESPN	W, 90-63
14	19/19	-/-	at Arizona State	ESPN 2	W, 77-65
17	13/12	-/-	**SOUTHERN UTAH**	ESPN+	W, 122-50
Players Era Championship *(MGM Grand Garden Arena, Las Vegas, Nev.)*					
24	12/10	8/9	vs. Alabama	TNT HBO MAX	W, 95-85
25	12/10	-/-	vs. Maryland	tru HBO MAX	W, 100-61
26	12/10	7/6	vs. Michigan	TNT HBO MAX	L, 61-101
DECEMBER					
Music City Madness *(Bridgestone Arena, Nashville, Tenn.)*					
5	11/11	18/18	vs. Kentucky	ESPN 2	W, 94-59
7	11/11	-/-	**NORTH FLORIDA**	FOX 28 ESPN+	W, 109-58
Seattle Hoops Showdown *(Climate Pledge Arena, Seattle, Wash.)*					
13	8/7	25/RV	vs. *UCLA*	ESPN	8:30 p.m.
17	-/-	-/-	**CAMPBELL**	ESPN+	6 p.m.
Northwest Hoops Showdown *(Moda Center, Portland, Ore.)*					
21	-/-	-/-	vs. Oregon	peacock	3 p.m.
28	-/-	-/-	at Pepperdine *	ESPN+	5 p.m.
30	-/-	-/-	at San Diego *	ESPN+	6:30 p.m.
JANUARY					
2	-/-	-/-	**SEATTLE** *	ESPN+	6 p.m.
4	-/-	-/-	**LOYOLA MARYMOUNT** *	ESPN+	6 p.m.
8	-/-	-/-	**SANTA CLARA** *	ESPN 2	8:30 p.m.
15	-/-	-/-	at Washington State *	CBS SPORTS NETWORK	7 p.m.
17	-/-	-/-	at Seattle * >	ESPN+	7 p.m.
21	-/-	-/-	**PEPPERDINE** *	ESPN+	6 p.m.
24	-/-	-/-	**SAN FRANCISCO** *	CBS SPORTS NETWORK	5 p.m.
31	-/-	-/-	**SAINT MARY'S** *	ESPN	7:30 p.m.
FEBRUARY					
4	-/-	-/-	at Portland *	ESPN+	7 p.m.
7	-/-	-/-	at Oregon State *	ESPN+	3 p.m.
10	-/-	-/-	**WASHINGTON STATE** *	ESPN OR ESPN 2	8 p.m.
14	-/-	-/-	at Santa Clara *	ESPN	7:30 p.m.
18	-/-	-/-	at San Francisco *|	ESPN OR ESPN 2	8 p.m.
21	-/-	-/-	**PACIFIC** *	ESPN+	6 p.m.
25	-/-	-/-	**PORTLAND** *	ESPN+	6 p.m.
28	-/-	-/-	at Saint Mary's *	ESPN	7:30 p.m.
MARCH					
Credit Union 1 WCC Championships *(Orleans Arena, Las Vegas, Nevada)*					
5-10	-/-	-/-	WCC Tournament		

Home Games in **BOLD CAPS** | * West Coast Conference Game | All Times Pacific and Subject to Change

GONZAGA TEAM LEADERS

Scoring	17.0	Braden Huff
Rebounds	8.1	Graham Ike
Assists	5.0	Mario Saint-Supéry
Steals	1.7	Mario Saint-Supéry
Blocks	1.1	Tyon Grant-Foster
Field Goals	80	Braden Huff
Field Goal Pct.	65.6	Braden Huff
3-Point Field Goals	17	Steele Venters
3-Point Field Goal Pct.	53.6	Mario Saint-Supéry
Free Throws	34	Graham Ike
Free Throw Pct.	100.0	Steele Venters

GONZAGA COMMUNICATIONS

Assistant Athletic Director/Communications
Barrett Henderson // hendersonb@gonzaga.edu
C:541-805-5687 // O: 509-313-4288

NEED TO KNOW

- Gonzaga and UCLA meet in the Seattle Hoops Showdown in the Climate Pledge Arena in Seattle Saturday at 8:30 p.m. The Zags have won seven of the previous 10 all-time meetings between the programs. GU and the Bruins have met in each of the last five seasons, with the Zags winning four of the five.
- The Bulldogs are coming off a 109-58 home win over North Florida on Sunday. Braden Huff led all scorers with 24 points, while grabbing seven rebounds. Tyon Grant-Foster added 19 points. Mario Saint-Supery finished with 13 points and seven assists. GU shot 61 percent from the field, including 10-of-18 from three-point range. North Florida was limited to 33 percent shooting from the field. The Zags had 26 assists in the victory.
- Mark Few reached 750 wins in his career. The 750 victories have come in 903 games, the second-fastest to 750 wins in NCAA Div. 1 history behind Adolph Rupp's 902 games.
- Braden Huff was named the West Coast Conference Player of the Week Monday.
- Steele Venters is four points away from 1,200 points in his career.
- GU is one of four teams in the nation with both its offense (7th) and defense (4th) in KenPom's Top 10.
- The Zags currently lead the WCC in scoring margin (27.6, 5th in NCAA), scoring offense (92.9, 11th), rebounds (44.8, 5th), rebound margin (12.7, 6th), defensive rebounds per game (31.2, 5th), assists (20.4, 6th), assist-to-turnover ratio (1.94, 7th), field goal percentage (52.2, 13th), field goal percentage defense (37.1, 12th), three-point percentage defense (26.8, 17th), turnover margin (5.2, 16th in NCAA), bench points (36.9, 23rd), fast-break points (15.6), steals (9.2), and turnovers (10.5).
- Graham Ike ranks second among active scorers in NCAA Div. 1 with 2,107 points, Indiana's Tucker DeVries is first at 2,146. Ike's 968 rebounds also ranks second among active players. He is the only active player with 1,500 points and 900 rebounds in a career. Ike was named preseason All-American by CBS Sports and ESPN, and to the NABC, Wooden, and Naismith Player of the Year watch lists.
- While the Bulldogs only return 36 percent of their scoring from last season, along with 34 percent of their rebounding, the current roster features four 1,000-point career scorers and two more at 883 and 879. Seven Zags have played at least 70 games in their careers, with six averaging at least 20 minutes per game. GU's 2025-26 roster features the 2022-23 Mountain West Preseason Player of the Year, the 2022-23 Big Sky Player of the Year, the 2023-24 WAC Player of the Year, and the 2023-24 Patriot League Player of the Year. KenPom metrics ranks the Bulldogs' roster third in the nation in experience.
- The Zags were ranked No. 21 in the preseason Associated Press poll. It marks the 25th straight season GU has been ranked in the AP poll, and 16th in the preseason poll.

THE HEAD COACHES

Gonzaga	**Mark Few (Oregon '87)**
Career Record	750-153 (27th)
vs. UCLA	7-3
UCLA	**Mick Cronin (Cincinnati '97)**
Career Record	510-237 (23rd)
vs. Gonzaga	1-5

GONZAGA RECORDS

	Overall	*Non-Conf.*	*WCC*
Record	9-1	9-1	0-0
Streak	W2	W2	W4
Home (Streak)	4-0 (W4)	4-0 (W9)	0-0 (W4)
Road (Streak)	1-0 (W6)	1-0 (W3)	0-0 (W4)
Neutral (Streak)	4-1 (W1)	4-1 (W1)	0-0 (W2)
Overtime	0-0 (L4)	0-0 (L2)	0-0 (L1)

LAST GAME STARTING FIVE

	GP/GS	*PPG*	*RPG*	*APG*	*FG%*	*3FG%*	*FT%*	*MPG*
#17 Mario Saint-Supéry	**10/6**	**8.8**	**3.3**	**5.0**	**43.9**	**53.6**	**85.2**	**21.9**
G | 6-3 | 199 | Fr.								
Málaga, Spain								

LAST GAME: 13 points, 7 assists, 4 3PT FGM, 20 minutes vs. North Florida (12/7)
▪ 1st career start vs Southern Utah; played with Spanish national team in EuroBasket

	GP/GS	*PPG*	*RPG*	*APG*	*FG%*	*3FG%*	*FT%*	*MPG*
#5 Emmanuel Innocenti	**10/6**	**5.6**	**2.9**	**1.8**	**59.0**	**45.5**	**-**	**18.9**
G | 6-5 | 198 | Jr.								
Petit Badien, Ivory Coast								
Tarleton State								

LAST GAME: 2 points, 1 steal, 3 assists, 15 minutes vs. North Florida (12/7)
▪ 10/22 from three-point range; 6/12 from three over last 5 games

	GP/GS	*PPG*	*RPG*	*APG*	*FG%*	*3FG%*	*FT%*	*MPG*
#2 Steele Venters	**10/2**	**6.6**	**1.5**	**1.5**	**40.4**	**37.8**	**100**	**16.8**
G | 6-7 | 170 | Gr.								
Ellensburg, Wash.								
Eastern Washington								

LAST GAME: 12 points, 3 assists, 4 3PT FGM, 28 minutes vs. North Florida (12/7)
▪ Made first start of the season vs. Kentucky; Team-high 13 threes over last 6 games

	GP/GS	*PPG*	*RPG*	*APG*	*FG%*	*3FG%*	*FT%*	*MPG*
#34 Braden Huff	**10/10**	**17.0**	**5.1**	**1.4**	**65.6**	**16.7**	**47.1**	**24.0**
F | 6-10 | 245 | RJr.								
Glen Ellyn, Ill.								
Glenbard West								

LAST GAME: 24 points, 1 assist, 12-17 FG, 26 minutes vs. North Florida (12/7)
▪ Preseason First Team All-WCC; 57.7 FG% last season, 58% in WCC play ranked second

	GP/GS	*PPG*	*RPG*	*APG*	*FG%*	*3FG%*	*FT%*	*MPG*
#8 Jalen Warley	**10/1**	**6.4**	**4.7**	**1.4**	**60.0**	**-**	**72.7**	**19.4**
G | 6-6 | 200 | Sr.								
Philadelphia, Pa.								
Virginia								

LAST GAME: 6 points, 5 rebounds, 3 steals, 16 minutes vs. North Florida (12/7)
▪ Made first start of season vs North Florida; was 59th career start; 644 career points

GONZAGA

27 NCAA TOURNAMENT APPEARANCES | 2 FINAL FOURS | 6 ELITE EIGHTS | 14 SWEET 16 APPEARANCES
38 AP ALL AMERICANS | 26 WCC REGULAR SEASON TITLES | 22 WCC TOURNAMENT TITLES
32 NBA PLAYERS | 30 NBA DRAFT SELECTIONS | 11 CURRENT NBA PLAYERS | 4 NBA CHAMPIONS

2025-26 PLAYER NOTES

2 Steele Venters
G | 6-0 | 202 | Gr.
Ellensburg, Wash. | Eastern Washington
Sport and Athletic Admin.

	PPG	RPG	APG	SPG	BPG	FG%	3FG%	FT%
25-26 WCC	6.6	1.5	1.5	1.0	0.1	40.4	37.8	100
CAREER	12.7	2.8	1.6	0.8	0.5	45.1	40.0	85.1
22-23	15.3	2.8	1.5	0.8	0.4	45.7	37.1	84.5
23BS	13.0	3.0	1.6	0.6	0.4	45.7	41.0	87.7

Season Highs: Points: 14, Maryland, 11/25/25; Rebounds: 6, Southern Utah, 11/17/25; Assists: 3, 4x, last vs. No. Florida, 12/7/25; Made 3s: 4, 3x last vs. No. Florida, 12/7/25

Career Highs: Points: 33- ND State (12/3/22); Rebounds: 9- at Idaho State (2/24/22); Assists: 6- Walla Walla (11/15/21); Made 3s: 6- Southern Utah (12/2/21)

2022-23 Big Sky MVP ... 2022-23 1st Team All-Big Sky ... 2022-23 Big Sky All-Academic Team ... 2021-22 2nd Team All-Big Sky ... 1,196 career points ... 31 20-point games ... Averaged 23 points, eight rebounds and five assists per game as a senior in high school ... 1st team 2A All-State selection as a junior avg'd 26 points per game

3 Braeden Smith
G | 6-0 | 170 | RJr.
Seattle, Wash.
Colgate
Philosophy

	PPG	RPG	APG	SPG	BPG	FG%	3FG%	FT%
25-26 WCC	3.7	2.5	4.5	1.4	0.0	40.0	26.7	71.4
CAREER	11.0	4.4	5.0	1.6	0.1	42.9	32.6	80.3
23-24	12.5	5.5	5.6	1.9	0.1	39.3	31.1	78.6
24PL	11.7	5.3	6.3	2.0	0.1	38.9	30.9	74.5

Season Highs: Points: 11, Kentucky, 12/5/25; Rebounds: 6, Kentucky, 12/5/25; Assists: 9, Arizona St., 11/14/25; Made 3s: 1, 3x, last vs. Kentucky 12/5/25

Career Highs: Points: 25- 2x, last at Navy (1/6/24); Rebounds: 12- Lehigh (3/13/24); Assists: 10- Boston (2/7/24); Made 3s: 4- 2x, Navy (2/3/24)

Patriot League Player of the Year and First Team All-Conference ... Started all 70 games in 2023-24 ... Five 20-point games and three double-doubles... Ranked top 25 nationally in assists (196) and assists per game (5.6)... league tournament MVP... NABC All-District 2nd Team... 2022-23 Patriot League All-Rookie Team.



4 Davis Fogle
G | 6-7 | 200 | Fr.
Anacortes, Wash. | AZ Compass Prep
Sport Management
pronounced FOE-gull

	PPG	RPG	APG	SPG	BPG	FG%	3FG%	FT%
25-26 WCC	6.9	1.8	0.5	0.6	0.1	54.8	50.0	85.7
CAREER	6.9	1.8	0.5	0.6	0.1	54.8	50.0	85.7

Season Highs: Points: 19, Southern Utah, 11/17/25; Rebounds: 5, Texas Southern, 11/3/25; Assists: 1, 4x, last vs. No Florida, 12/7/25; Made 3s: 1, 3x, last vs. No. Florida, 12/7/25

Career Highs: Points: 19, Southern Utah, 11/17/25; Rebounds: 5, Texas Southern, 11/3/25; Assists: 3, Creighton, 11/11/25; Made 3s: 1, 3x, last vs. No. Florida, 12/7/25

4-star recruit according to ESPN and 247Sports ... ranked as the 38th top recruit in his class on ESPN 100 ... No. 3 ranked player in Arizona ... played in Pangos All American camps ... Most Valuable Player on the Under Armour Rise ... 10.4 ppg, 4.1 rpg, and 1.8 apg as a senior ... 31.4 ppg at 50 FG%, 9.7 rpg, 2.2 bpg as a junior.

5 Emmanuel Innocenti
F | 6-5 | 205 | Jr.
Petit Badien, Ivory Coast | Tarleton St.
Sport Management
pronounced in-ah-CHIN-tay

	PPG	RPG	APG	SPG	BPG	FG%	3FG%	FT%
25-26 WCC	5.6	2.9	1.8	0.6	0.1	59.0	45.5	-
CAREER	4.5	4.1	2.0	1.1	0.2	41.8	32.8	78.0
24-25	6.6	6.4	2.9	1.7	0.2	40.6	30.8	80.0
25WCC	7.4	6.2	3.0	1.9	0.3	42.1	38.3	71.9

Season Highs: Points: 15, Maryland, 11/25/25; Rebounds: 6, Kentucky, 12/5/25; Assists: 6, Kentucky, 12/5/25; Made 3s: 5, Maryland, 11/25/25

Career Highs: Points: 19- UT Arlington (1/4/24); Rebounds: 13- 2x, Bakersfield (11/22/23); Assists: 8- at LMU (12/29/23); Made 3s: 5, Maryland, 11/25/25

2023-24 WAC All-defensive and All-Freshman teams ... appeared in 31 games, 3 starts in 2024-25, 12.1 mpg ... 1,109 minutes most by a freshman in Tarleton's D1 era... Among all freshmen in the nation, ranked fourth in defensive rebounds per game (5.4), eighth in steals (1.7) and ninth in rebounds (6.4).

7 Tyon Grant-Foster
G | 6-7 | 215 | Gr.
Kansas City, Kan. | Grand Canyon
Organizational Leadership
pronounced TIE-on

	PPG	RPG	APG	SPG	BPG	FG%	3FG%	FT%
25-26 WCC	12.0	5.9	0.8	0.7	1.1	46.9	16.7	70.3
CAREER	13.6	5.1	1.3	1.3	1.2	43.0	27.1	71.3
24-25	14.8	5.9	2.1	1.7	1.5	39.9	23.2	68.6
25WAC	17.4	6	2.1	1.8	1.9	53.2	35.3	67.6

Season Highs: Points: 21, Alabama, 11/24/25; Rebounds: 12, at Arizona St., 11/14/25; Assists: 3, Maryland, 11/25/25; Made 3s: 1, 3x, last vs.Michigan, 11/26/25

Career Highs: Points: 30- SEMO (11/6/23); Rebounds: 13 at Tarleton State (2/22/24); Assists: 5,-5x at UT Arlington (2/15/25); Made 3s: 3- at Seattle (2/10/24)

2023-24 WAC Player of the Year ... All-WAC First Team in 2024 and 2025 ... amassed 1,147 points in 83 games at Kansas, DePaul, and Grand Canyon ... avgd 20.1 ppg and 6.1 rpg in 2023-24 ... 14.8 ppg and 5.9 rpg last season ... added 7.8 rpg and 2.3 apg in 2 seasons with GCU ... NJCAA All-America Honorable Mention at Indian Hills CC.

8 Jalen Warley
G | 6-7 | 200 | Sr.
Philadelphia, Pa. | Virginia
Sociology
pronounced war-lee

	PPG	RPG	APG	SPG	BPG	FG%	3FG%	FT%
25-26 WCC	6.4	4.7	1.4	1.3	0.3	60.0	-	72.7
CAREER	6.1	2.7	2.7	1.3	0.3	43.6	29.4	70.2
23-24	7.5	2.6	2.8	1.3	0.3	42.4	14.3	72.5
24ACC	7.2	2.6	3	1.1	0.4	40.5	14.3	75.9

Season Highs: Points: 13, vs. Oklahoma, 11/8/25; Rebounds: 9, vs. Creighton, 11/11/25; Assists: 3, 3x, last vs. Creighton, 11/11/25; Made 3s:

Career Highs: Points: 23- 2X, at Louisville (2/3/24); Rebounds: 8, vs. Oklahoma (1/8/25); Assists: 7- at Wake Forest (1/11/23); Made 3s: 2- at Duke (2/19/22)

Transferred from Virginia ... did not play at Virginia last season ... 96 collegiate appearances at Florida State, 58 starts ... started 32 of 33 games in 2023-24, 24.1 mpg ... Double figure scoring in 9 games in 2023-24 ... in high school, McDonald's All-American nominee; Pennsylvania All-State First Team; won 2 state titles.

15 Graham Ike
F | 6-9 | 255 | Gr.
Aurora, Colo. | Wyoming
Strategic Communications
pronounced Eek-kay

	PPG	RPG	APG	SPG	BPG	FG%	3FG%	FT%
25-26 WCC	16.4	8.1	2.4	0.7	0.6	50.9	35.3	79.1
CAREER	17.0	7.8	1.3	0.6	0.5	56.5	35.8	75.9
24-25	17.3	7.3	1.4	0.6	0.6	59.8	39.4	80.5
25WCC	17.6	7.9	1.4	0.9	0.8	61.1	33.3	82.9

Season Highs: Points: 28, Kentucky, 12/5/25; Rebounds: 11, 3x, last vs. Alabama, 11/8/25; Assists: 4, 3x, last vs. Maryland, 11/25/25; Made 3s: 4, vs. Creighton, 11/11/25

Career Highs: Points: 35- Denver (12/2/21); Rebounds: 18- San Diego (1/8/25); Assists: 4-5x, last vs. Maryland (11/25/25); Blocks: 2-12x, Houston (3/22/25)

2024 and 2025 1st Team All-WCC ... 2023-24 Honorable Mention AP All-American ... WCC ranks: 2nd in ppg (2024) 3rd (2025), 2nd in FG% (2024) 1st (2025), 6th in rebounds (2024), 5th (2025) ... 31 career double-doubles ... Sat out 2022-23 with injury ... 2022-23 Preseason Mountain West POY ... 1st team All-MWC 2021-22

17 Mario Saint-Supéry
G | 6-4 | 199 | Fr.
Málaga, Spain
Sport Management
pronounced sue-PEER-ee

	PPG	RPG	APG	SPG	BPG	FG%	3FG%	FT%
25-26 WCC	8.8	3.3	5.0	1.7	0.1	43.9	53.6	85.2
CAREER	8.8	3.3	5.0	1.7	0.1	43.9	53.6	85.2

Season Highs: Points: 16, vs. Southern Utah, 11/17/25; Rebounds: 5, 2x, last vs. Alabama, 11/24/25; Assists: 9, vs. Maryland, 11/25/25; Made 3s: 4, North Florida, 12/7/25

Career Highs: Points: 16, vs. Southern Utah, 11/17/25; Rebounds: 5, 2x, last vs. Alabama, 11/24/25; Assists: 9, vs. Maryland, 11/25/25; Made 3s: 4, North Florida, 12/7/25

Double-digit mins in all 5 gms for Spain national team 2025 Euro Champs that had 35 NBA players ... avg'd 8.4 ppg, 2.8 apg, 1.4 rpg ... 13 pts in 17 min vs Greece ... MVP 2022 FIBA U16 Euro Champs ... 21.4 ppg, 6.3 apg, 5.4 rpg 2024 FIBA U18 Euro Champs ... played in Spain's top ACB league with Unicaja Malaga and BAXI Manresa

23 Adam Miller
G | 6-3 | 200 | Gr.
Peoria, IL
Arizona State
Organizational Leadership

	PPG	RPG	APG	SPG	BPG	FG%	3FG%	FT%
25-26 WCC	9.6	1.9	1.1	0.5	0.0	48.6	34.8	72.7
CAREER	10.3	2.5	1.4	0.8	0.1	39.2	34.3	78.7
24-25	9.8	2.3	1.9	1	0	44.9	42.9	75.6
25B12	9.6	1.8	1.5	1.2	0.1	44.4	44.2	68.6

Season Highs: Points: 13, 2x, last vs. So. Utah 11/17/25; Rebounds: 4, Kentucky, 12/5/25; Assists: 3, North Florida, 12/7/25; Made 3s: 3, 2x, last Kentucky, 12/5/25

Career Highs: Points: 28- NC A&T (11/25/20); Rebounds: 7- 4x, Umass (12/21/24); Assists: 6-2x, at Colorado (1/28/25); Made 3s: 6-2x, Wofford (11/27/22)

Started all 30 games for Arizona State last season, 9.8 ppg ... 57 3PM at a career-best 42.9% ... started in 115 of his 117 career appearances, while averaging 29.9 minutes per game ... gold medal with Chet Holmgren and USA at 2021 FIBA U19 World Cup in Latvia ... 8.3 ppg at Illinois, 11.5 ppg at LSU ... 12 ppg junior yr at ASU.

24 Ismaila Diagne
C | 7-0 | 255 | So.
Nguekhokhe, Senegal
Sport Management
is-MY-lah dee-yawn-eh

	PPG	RPG	APG	SPG	BPG	FG%	3FG%	FT%
25-26 WCC	2.4	3.4	0.3	0.1	1.3	61.5	-	61.5
CAREER	2.9	2.5	0.1	0.3	0.8	71.4	-	71.4
24-25	3.4	1.6	0.0	0.5	0.4	80.0	-	83.3
25WCC	3.6	2.4	0.0	0.4	0.2	85.7	-	100.0

Season Highs: Points: 6, Southern Utah 11/17/25; Rebounds: 8, North Florida, 12/7/25; Assists: 1, 2x, last No. Florida, 12/7/25; Blocks: 4, Southern Utah, 11/17/25

Career Highs: Points: 9 -at Santa Clara, 2/25/25; Rebounds: 6, vs. Texas Southern, 11/3/25; Assists: 1, Michigan, 11/26/26; Blocks: 4, Southern Utah, 11/17/25

Averaged 10.2 points, 7.8 rebounds, and 0.9 blocks for Real Madrid's Under-18 team ... Real Madrid won the Podgorica Tournament in 2023-24, and Diagne averaged 11 points and 7.8 rebounds in the event's four games ... Diagne appeared in four games in the Spanish Liga Endesa (ACB) with the Real Madrid national team.



32 Parker Jefferson
F | 6-9 | 243 | Fr.
Waxahachie, Texas
Inglewood
Undeclared Business Admin.

	PPG	RPG	APG	SPG	BPG	FG%	3FG%	FT%
25-26 WCC								
CAREER								

Season Highs: Points: Rebounds: Assists: Made 3s:

Career Highs: Points: Rebounds: Assists: Blocks:

Averaged 16.3 ppg, 11.2 rpg, 2.1 bpg senior season at Inglewood High School ... 53% FG ... five 30-plus-point games ... 17 double-doubles ... one triple-double ... 2025 Ocean League All-First Team ... averaged 16.7 points and 9.5 rebounds as a junior at Waxhachie High School before transferring to Inglewood.

34 Braden Huff
F | 6-10 | 245 | RJr.
Glen Ellyn, Ill.
Glenbard West
Business Administration

	PPG	RPG	APG	SPG	BPG	FG%	3FG%	FT%
25-26 WCC	17.0	5.1	1.4	0.5	0.5	65.6	16.7	47.1
CAREER	11.0	3.6	0.9	0.3	0.6	59.9	30.3	60.0
24-25	11	3.4	1.1	0.3	0.6	57.7	28.1	70.2
25WCC	9.9	2.8	0.9	0.3	0.4	58.6	25.0	70.0

Season Highs: Points: 24, North Florida, 12/7/25; Rebounds: 9, vs. vs. Oklahoma, 11/8/25; Assists: 3, 2x, last Kentucky, 12/5/25; Made 3s: 1, at Arizona St., 11/14/25

Career Highs: Points: 26-at San Diego (1/20/24); Rebounds: 9-3x, last vs. Oklahoma (11/8/25); Assists: 4, Davidson (11/29/24); Made 3s: 3- 2x, Portland (2/7/24)

2023-24 All-WCC Freshman Team ... 8th in WCC in 2-point FG% last season ... in 2023-24 led WCC and was 13th in the country in 2-point FG% with 70%... 37 career double-digit scoring games ... 5 20-point games ... Redshirted 2022-23 ... Four-star recruit ESPN and 247Sports .... Named Mr. Basketball in Illinois.

2025-26 ROSTER

NUMERICAL ROSTER

No.	Name	Pos.	Ht.	Wt.	Yr.	Hometown/High School/College
0	Cade Orness	G	6-5	185	RFR	Poulsbo, WA/North Kitsap
2	Steele Venters	G	6-7	200	GR	Ellensburg, WA/Ellensburg/Eastern Washington
3	Braeden Smith	G	6-0	170	RJR	Seattle, WA/Seattle Prep/Colgate
4	Davis Fogle	G	6-7	200	FR	Anacortes, WA/AZ Compass Prep
5	Emmanuel Innocenti	F	6-5	205	JR	Petit Badien, Ivory Coast/Tarleton State
7	Tyon Grant-Foster	G	6-7	215	GR	Kansas City, KS/Schlagle/Grand Canyon
8	Jalen Warley	G	6-7	205	SR	Philadelphia, PA/Westtown/Virginia
10	Joaquim ArauzMoore	G	6-1	175	RSO	Ross, CA/Branson
14	Alonzo Metz	G	5-11	165	FR	Portland, OR/Riviera Prep
15	Graham Ike	F	6-9	255	GR	Aurora, CO/Overland/Wyoming
17	Mario Saint-Supéry	G	6-4	199	FR	Málaga, Spain
23	Adam Miller	G	6-3	200	GR	Peoria, IL/Morgan Park/Arizona State
24	Ismaila Diagne	C	7-0	255	SO	Nguekhokhe, Senegal
32	Parker Jefferson	F	6-9	240	FR	Waxahachie, TX/Inglewood
34	Braden Huff	F	6-10	245	RJR	Glen Ellyn, IL/Glenbard West
35	Noah Haaland	F	6-9	238	RSR	Rathdrum, ID/Classical Christian/Allan Hancock College

COACHING AND SUPPORT STAFF

Head Coach: Mark Few (27th Season), Oregon, 1987
Assistant Coach: Brian Michaelson (13th Season), Gonzaga, 2005
Assistant Coach: R-Jay Barsh (Third Season) Puget Sound, 2007
Assistant Coach: Stephen Gentry (Fifth Season), Gonzaga, 2006
Assistant Coach: Zach Norvell Jr. (Third Season), Gonzaga, 2023
Assistant Coach - Director of Operations: Jorge Sanz (Seventh Season), Florida Atlantic, 2011
General Manager: Kurt Baumbauer (Fourth Season), Gonzaga, 2017
Graduate Assistant: Mo Bethea III (Second Season), Warner Pacific, 2020
Graduate Assistant: Brady Antonopoulos (First Season), UMass, 2021
Graduate Assistant: Que Johnson (First Season), Washington State, 2016
Strength and Conditioning: Travis Knight (20th Season), Gonzaga, 2000
Athletic Trainer: Josh Therrien (10th Season), Washington State, 2007

PRONUNCIATION GUIDE

Gonzaga: Gone-ZAG-uh (Zag rhymes with "bag")
Graham IKE: Eek-kay
David FOGLE: FOE-gull
ISMAILA DIAGNE: Is-my-lah dee-yawn-ee
Emmanuel INNOCENTI: Inn-oh-CHIN-tay
Mario Saint-SUPERY: sue-PEER-ee

BREAKDOWN BY CLASS

Graduate (4): Grant-Foster, Ike, Miller, Venters
Senior (2): Haaland, Warley
Junior (3): Huff, Innocenti, Smith
Sophomore (2): ArauzMoore, Diagne
Freshman (5): Fogle, Jefferson, Metz, Orness, Saint-Supéry

BREAKDOWN BY HEIGHT

7-0 (1): Diagne
6-10 (1): Huff
6-9 (3): Haaland, Ike, Jefferson
6-7 (4): Fogle, Grant-Foster, Venters, Warley
6-5 (2): Innocenti, Orness
6-4: (1) Saint-Supéry
6-3 (1): Miller
6-1 (1): ArauzMoore
6-0 (1): Smith
5-11 (1): Metz

BREAKDOWN BY LOCATION

Washington (4): Fogle, Orness, Smith, Venters
California (3): ArauzMoore
Colorado (1): Ike
Idaho (1): Haaland
Illinois (2): Huff, Miller
Kansas (1): Grant-Foster
Oregon (1): Metz
Pennsylvania (1): Warley
Texas (1): Jefferson
Ivory Coast (1): Innocenti
Senegal (1): Diagne
Spain (1): Saint-Supéry

GENERAL

Location ..... Spokane, Wash.
Founded 1887
Total Enrollment 7,470
Undergraduate 5,293
Master's Students and Doctoral Students 1,613
Law Students 564
Campus Size ..... 152 acres
Nickname ..... Bulldogs
Colors ..... Navy and white
Conference ..... West Coast (WCC)

ADMINISTRATION

President ..... Dr. Katia Passerini
Alma Mater ..... Luiss University '93
Athletic Director ..... Chris Standiford
Alma Mater ..... Gonzaga '91
Athletic Phone ..... (509) 313-4202
Ticket Office Phone ..... (509) 313-6000

SPORTS INFORMATION

Asst. AD/Communications (MBB) ..... Barrett Henderson
Office Phone ..... (509) 313-4288
Cell Phone ..... (541) 805-5687
Email ..... hendersonb@gonzaga.edu
SID Mailing Address
..... Gonzaga Athletics
..... 502 E. Boone Ave.
..... Spokane, WA 99258-0066
Web Site ..... www.GoZags.com
Twitter ..... @ZagMBB
Instagram ..... @ZagMBB
Facebook ..... /ZagMBB

RADIO INFORMATION

Gonzaga Sports Properties
Contact ..... Mark Livingston
Address
..... Gonzaga Athletics
..... 502 E. Boone Ave.
..... Spokane, WA 99258-0066
Phone ..... (509) 313-5729
Play-by-Play Announcer ..... Tom Hudson
Email ..... tomhudson@icloud.com
Analyst ..... Adam Morrison

McCARTHEY ATHLETIC CENTER

Year Opened 2004
Capacity 6,000
Consecutive sellouts 313 (11/19/04-present)
Straight sellouts overall ..... 332 (since 11/8/01)
Record ..... 293-20 (.939)
Undefeated seasons (last) 7 (2021-22)
Conference Record ..... 156-10 (.943)
Undefeated seasons (last) 12 (2021-22)

GONZAGA

27 NCAA TOURNAMENT APPEARANCES | 2 FINAL FOURS | 6 ELITE EIGHTS | 14 SWEET 16 APPEARANCES
38 AP ALL AMERICANS | 26 WCC REGULAR SEASON TITLES | 22 WCC TOURNAMENT TITLES
32 NBA PLAYERS | 30 NBA DRAFT SELECTIONS | 11 CURRENT NBA PLAYERS | 4 NBA CHAMPIONS

HEAD COACH MARK FEW

NATIONAL FINALIST
2021 & 2017

GOLD MEDALIST
2024

22 REGULAR SEASON TITLES
20 WCC TOURNAMENT TITLES
14-TIME WCC COACH OF THE YEAR

26 APPEARANCES
13 SWEET SIXTEENS
5 ELITE EIGHTS
2 FINAL FOURS

NATIONAL COACH OF THE YEAR
AP 2017
NABC 2017 & 2021
NAISMITH 2017 & 2021

For over 25 years, Mark Few has built one of the greatest dynasties in college basketball. Since taking over at Gonzaga University in 1999, Few has turned a small private school in Spokane, Washington, into a national powerhouse defined by consistency, innovation, and excellence. Entering the 2024–25 season, Few owns the highest active winning percentage in NCAA Division I men's basketball (.830) with a career record of 741–152. Under his leadership, Gonzaga has: Reached 26 consecutive NCAA Tournaments, Captured 22 WCC regular-season titles and 20 conference tournament crowns, Advanced to two national championship games, five Elite Eights, and thirteen Sweet Sixteens. Few's program is synonymous with player development, offensive efficiency, and selfless teamwork, underpinned by a culture of humility, discipline, and relentless competitiveness.

Born in 1962, in Creswell, Ore., Few grew up in a small-town environment that shaped his values and drive. A standout multi-sport athlete at Creswell High, he graduated from the University of Oregon (B.S., Physical Education, 1987) and later earned an M.A. in Athletic Administration from Gonzaga (1993). Though he never played college basketball, Few's sharp basketball mind led him quickly into coaching. After stints at the high school level, he joined Gonzaga as a graduate assistant in 1989 under head coach Dan Fitzgerald. At that time, Gonzaga had never appeared in the NCAA Tournament. Few's energy and recruiting acumen soon earned him a full-time assistant role, and he helped build the foundation for Gonzaga's rise. The 1999 Elite Eight run under Dan Monson put the program on the map — and that summer, Gonzaga promoted Few to head coach.

Few's debut season set the standard: 26–9, both WCC titles, and a Sweet Sixteen appearance. From 2000 to 2004, Gonzaga captured five straight regular-season championships and became a fixture in the national rankings. Under Few's direction, players such as Dan Dickau, Blake Stepp, and Ronny Turiaf developed into All-Americans and future NBA players. Gonzaga's hallmark — skill-based, unselfish basketball — stood out in an era dominated by athleticism and isolation play. By the mid-2000s, the Bulldogs were no longer Cinderella. The 2006 team, led by national Player of the Year Adam Morrison, made another Sweet Sixteen, proving Gonzaga belonged among the nation's elite. Few continued to challenge his teams with ambitious schedules, seeking matchups with programs like Duke, North Carolina, and Arizona. In 2013, Gonzaga achieved its first-ever No. 1 AP ranking and top NCAA Tournament seed. The 2014–15 team finished 35–3 and reached the Elite Eight, cementing Few's status as one of the sport's premier coaches.

Gonzaga's transformation into a national powerhouse peaked in this era. The 2016–17 team (37–2) reached the national championship game for the first time, falling narrowly to North Carolina. Two years later, the 2018–19 squad featuring Rui Hachimura, Brandon Clarke, and Killian Tillie reached another Elite Eight after multiple top-10 wins. The 2020–21 Bulldogs produced one of the most dominant seasons in NCAA history: Opened 31–0, led the nation in offense, Featured stars Jalen Suggs, Corey Kispert, and Drew Timme, Reached the national championship game after Suggs' iconic half-court buzzer-beater in the Final Four. Though they fell to Baylor, Gonzaga's undefeated run into the final cemented their place in basketball lore.

Few's adaptability has kept Gonzaga among the elite. 2021–22: Future NBA lottery pick Chet Holmgren led another Sweet Sixteen run. 2022–23: Gonzaga reached the Elite Eight, highlighted by a dramatic comeback win over UCLA. 2023–24: The Bulldogs extended their NCAA streak to 25 straight appearances, captured another WCC title, and remained nationally ranked. Few continues to innovate, blending transfers, international recruits, and freshmen into balanced, championship-caliber teams.

Few has coached 22 All-Americans and produced a steady pipeline of NBA players, including: Domantas Sabonis, Rui Hachimura, Jalen Suggs, Chet Holmgren, Corey Kispert, Kelly Olynyk, Zach Collins, and Andrew Nembhard. Gonzaga players are recognized for their basketball IQ, skill, and team-first mentality, reflecting Few's developmental philosophy.

Few's leadership extends to the international stage: Assistant Coach, Team USA (Gold – 2024 Paris Olympics), Head Coach, 2015 Pan American Games (Bronze), Assistant, 2012 FIBA Americas U18 (Gold), Contributor, 2019 FIBA World Cup staff.

Off the court, Mark and Marcy Few are deeply engaged in philanthropy. Through Coaches vs. Cancer and the Community Cancer Fund, they've raised over $25 million for research, treatment access, and family support across the Inland Northwest.

The Fews live in Spokane, Washington, and have four children — A.J., Joseph, Julia, and Colt. Away from basketball, Mark Few is an avid fly fisherman and outdoorsman, often found exploring the rivers and lakes of the Pacific Northwest — a pursuit that mirrors the balance and perspective he brings to his life and career.

Honors & Achievements:
John R. Wooden "Legends of Coaching" Award | Naismith Coach of the Year (2017 & 2021) | AP Coach of the Year (2017)
NABC Coach of the Year (2017, 2021) | 14× WCC Coach of the Year | Second-fastest coach to 700 wins (835 games)
6 consecutive 20-win seasons (NCAA record) | 13 seasons with 30+ victories

HEAD COACH

Year	Overall W	Overall L	Conf. W	Conf. L	WCC Finish	Post-Season
2026	9	1				
2025	26	9	14	4	2nd	NCAA 2nd Round
2024	27	8	14	2	2nd	NCAA Sweet 16
2023	31	6	14	2	T-1st	NCAA Elite Eight
2022	28	4	13	1	1st	NCAA Sweet 16
2021	31	1	15	0	1st	NCAA Runner-Up
2020	31	2	15	1	1st	NCAA Canceled
2019	33	4	16	0	1st	NCAA Elite Eight
2018	32	5	17	1	1st	NCAA Sweet 16
2017	37	2	17	1	1st	NCAA Runner-Up
2016	28	8	15	3	T-1st	NCAA Sweet 16
2015	35	3	17	1	1st	NCAA Elite Eight
2014	29	7	15	3	1st	NCAA 3rd Round
2013	32	3	16	0	1st	NCAA 3rd Round
2012	26	7	13	3	2nd	NCAA 3rd Round
2011	25	10	11	3	T-1st	NCAA 3rd Round
2010	27	7	12	2	1st	NCAA 2nd Round
2009	28	6	14	0	1st	NCAA Sweet 16
2008	25	8	13	1	1st	NCAA 1st Round
2007	23	11	11	3	1st	NCAA 1st Round
2006	29	4	14	0	1st	NCAA Sweet 16
2005	26	5	12	2	1st	NCAA 2nd Round
2004	28	3	14	0	1st	NCAA 2nd Round
2003	24	9	12	2	1st	NCAA 2nd Round
2002	29	4	13	1	1st	NCAA 1st Round
2001	26	7	13	1	1st	NCAA Sweet 16
2000	26	9	11	3	2nd	NCAA Sweet 16
TOTAL	750	153	360	40		

ASSISTANT COACH

Year	W	L	W	L	Finish	Post-Season
1999	28	7	12	2	1st	NCAA Elite Eight
1998	24	10	10	4	1st	NIT - 2nd Round
1997	15	12	8	6	T- 4th	
1996	21	9	10	4	T-1st	NIT
1995	21	9	7	7	4th	NCAA
1994	22	8	12	2	1st	NIT 2nd Round
1993	19	9	10	4	2nd	
1992	20	10	8	6	3rd	

GRADUATE ASSISTANT COACH

Year	W	L	W	L	Finish	Post-Season
1991	14	14	5	9	4th	
1990	8	20	3	11	8th	

WCC Regular-Season Titles (25)
2013-23; 2001-11; 1998-99; 1996; 1994
WCC Tournament Titles (21)
2020-23; 2013-18; 2009-11; 2004-07; 1999-02;95
WCC Tournament Championship Games (30)
1998-2025; 1995-96; 1992
NCAA Tournament Appearances (25)
1999-2024; 1995
NIT Appearances (3) 1998, 1996, 1994

HISTORY

First Season	1908
All-time Record	1,851-1,127 (.619)
NCAA Tournament Appearances	27
Record	47-26
Last (Round)	2025 (Second Round)
Consecutive	26 (1998-present)
NCAA Sweet 16 Appearances (last)	14 (2024)
NCAA Elite Eight Appearances (last)	6 (2023)
NCAA Final Four Appearances (last)	2 (2021)
NIT Appearances (last)	3 (1998)
WCC Championships (last)	26 (2023)
WCC Tournament titles (last)	22 (2025)

TEAM INFORMATION

2024-25 Record	26-9
Home	12-2
Away	8-2
Neutral	6-5
WCC Record	14-4
Home	7-2
Away	7-2
Finish	Second
Tournament	Champions
NCAA Tournament	Second Round
Associated Press Final Ranking	23
USA Today Final Ranking	20
Starters Returning/Lost	2/3
Letterwinners Returning/Lost	6/8
Points/Rebounds Returning	36 percent/34 percent

COACHES AND STAFF

Head Coach	Mark Few
Alma Mater	Oregon '87
Record at Gonzaga	750-153 (27)
Overall Record	750-153 (27)
Assistant Coach	Brian Michaelson
Alma Mater	Gonzaga '05
Season on staff	13th
Assistant Coach	R-Jay Barsh
Alma Mater	Puget Sound '07
Season on staff	Third
Assistant Coach	Stephen Gentry
Alma Mater	Gonzaga '06
Season on staff	Fifth
Assistant Coach	Zach Norvell Jr.
Alma Mater	Gonzaga '23
Season on staff	Third
Assistant Coach - Director of Operations	Jorge Sanz
Alma Mater	Florida Atlantic '11
Season on staff	Eighth
General Manager	Kurt Baumbauer
Alma Mater	Gonzaga '17
Season on staff	Fifth
Video Coordinator	Brady Antonopoulos
Alma Mater	UMass, 2021
Season on staff	First
Strength and Conditioning Coach	Travis Knight
Alma Mater	Gonzaga '00
Season on staff	20th
Athletic Trainer	Josh Therrien

SCOUTING THE BRUINS

- UCLA is coming off a 74-63 home win over Oregon last Saturday. All five starting Bruins scored in double-figures and totaled 70 of UCLA's 74 points. Eric Dailey Jr. had a team-high 18 points with eight rebounds. Tyler Bilodeau added 14 points and eight rebounds. Skyy Clark finished with 13 points and four assists. The Bruins held Oregon to 33.3 percent shooting from the field.
- Bilodeau averages a team-high 15.6 point per game at 52.1 percent shooting from the field.
- Four other Bruins also average double-digit scoring: Skyy Clark (12.7 ppg), Donovan Dent (12.0), Eric Dailey Jr. (11.8), Xavier Booker (10.4).
- Booker and Dailey Jr. are grabbing a team-best 5.1 rebounds per outing. Preseason All-American, Dent, has dished out a team-high 51 assists so far this season. He is 15th in the country averaging 6.4 assists per game.
- The Bruins are 23rd in the nation, and third in the Big Ten, in scoring defense allowing 65 points per game.
- UCLA opened the season ranked No. 12 in the preseason AP poll. The Bruins were third in the league's preseason media poll behind Purdue and Michigan.

SERIES INFO

- The Zags have won seven of the previous 10 meetings.
- The programs have met in each of the last five seasons, with the Zags winning four of the five.
- Last season in the first college game inside the Intuit Dome in Los Angeles, No. 22 UCLA edged No. 14 Gonzaga, 65-62. Graham Ike led the Bulldogs with 24 points and eight rebounds. Eric Dailey Jr. led the Bruins with 18 points. Skyy Clark had 11 points, nine rebounds, and seven assists. The game featured eight ties and three lead changes. GU led for almost 18 minutes and rallied from an 11-point first half deficit to take the lead.
- The Zags have won the last three NCAA Tournament matchups, with GU winning 93-90 in overtime in the national semifinal in Indianapolis in 2021. Jalen Suggs hit the game-winner as time expired from near half-court.
- In the 2023 NCAA West Region semifinal in Las Vegas, Gonzaga won 79-76 after Julian Strawther hit a 3-pointer with 7.2 seconds left to answer a three-pointer by UCLA's Amari Bailey.
- Gonzaga won the first all-time between the programs, 59-43, at UCLA on Dec. 11, 1999.

ZAGS IN SEATTLE

- Gonzaga returns to Climate Pledge Arena, formerly the Key Arena, where it has plenty of history. The Bulldogs are 15-8 all-time in the building, but looking for their first win since the 2016 NCAA Tournament.
- The Zags' earliest games in the building were in the first and second rounds of the 1999 NCAA Tournament, when Gonzaga had its first NCAA Tournament wins and advanced to the program's first Elite Eight.
- While the UCLA game is its own event, the Zags are 9-6 all-time in the Battle in Seattle event hosted by GU.
- Last season, No. 4 Kentucky rallied from an 18-point deficit early in the second half to pickup a 90-89 win in overtime over No. 7 Gonzaga.
- No. 17 Gonzaga held off No. 3 Missouri 87-80 in overtime in the first Battle in Seattle on Dec. 13, 2003.
- Gonzaga Key Arena/Climate Pledge Arena Results

March 11, 1999 – Gonzaga 75, Minnesota 63
March 13, 1999 – Gonzaga 82, Stanford 74
Dec. 13, 1999 – #22 Gonzaga 76, Washington 66
Dec. 13, 2003 – #17 Gonzaga 87, #3 Missouri 80 (OT)
March 18, 2004 – Gonzaga 76, Valparaiso 49
March 20, 2004 – Nevada 91, Gonzaga 72
Dec. 4, 2004 – Gonzaga, 68, Massachusetts 57
Dec. 10, 2005 – #11 Gonzaga, 64, Oklahoma State 62
Dec. 30, 2006 – #18 Nevada 82, Gonzaga 74
Dec. 29, 2007 – #11 Tennessee 82, Gonzaga 72
Dec. 20, 2008 – #2 UConn 88, # 7 Gonzaga 83 (OT)
Dec. 12, 2009 – #21 Gonzaga 103, Davidson 91
Dec. 4, 2010 – #20 Illinois 73, Gonzaga 61
Dec. 17, 2011 – Gonzaga 71, Arizona 60
Dec. 15, 2012 – #14 Gonzaga 68, Kansas State 52
Dec. 14, 2013 – #20 Gonzaga 68, South Alabama 58
Dec. 20, 2014 – #8 Gonzaga 63, Cal Poly 50
Dec. 19, 2015 – #9 Gonzaga 86, Tennessee 79
March 20, 2016 – Gonzaga 86, North Dakota St. 76
March 22, 2016 – Gonzaga 87, Iowa 68
Dec. 4, 2021 – #16 Alabama 91, #3 Gonzaga 82
Dec. 15, 2023 – #5 UConn 76, #10 Gonzaga 63
Dec. 7, 2024 – #4 Kentucky 90, #7 Gonzaga 89 (OT)

UP NEXT

- The second all-time meeting between Gonzaga and Campbell in Spokane on Dec. 17 at 6 p.m.
- The Zags won the only other previous matchup, 74-52, in the McCarthey Athletic Center, Dec. 19, 2012. Przemek Karnowski scored 14 points to lead four Gonzaga players in double figures. The 14th-ranked Bulldogs moved to 11-1 with the win. Kelly Olynyk added 12 points and Gary Bell Jr. and Elias Harris both had 11. GU led 49-24 at halftime, and by as many as 31 points in the second half.
- Gonzaga is 4-0 all-time versus current members of the Colonial Athletic Association, with the most recent meeting against the league being the 2012 win over Campbell. The Zags beat Monmouth twice in 2000 and 2001, before a win over Hofstra in 2002.
- Campbell is off to a 4-5 start to the season and is coming off a 149-62 home win over Virginia Lynchburg Sunday. Three Camels reached 20 points, with two more at 19, and a fifth at 18. Chris Fields Jr. pulled down 22 rebounds, scored 23 points and dished out 11 assists. Muneer Newton led all scorers with 28 points on 14-of-15 shooting. He grabbed 11 rebounds. Dovydas Butka had 23 points. Cam Gregory also had 11 assists.
- DJ Smith averages a team-high 19.4 points per game, while making a team-best 27 three-pointers.
- Dovydas Butka adds 15.8 points and pulls down a team-high 9.1 rebounds per game.
- Chris Fields Jr. and Jeremiah Johnson chip in 13.7 and 12.0 points per game.

ZAGS GOT METRICS

- As of Dec. 9, Gonzaga is highly ranked by several metrics.

ESPN BPI - 2
KenPom - 3
Bart Torvik - 3
NET - 4
Haslametrics - 4
EvanMiya - 5

AMONG THE BEST

- Since 2018, Gonzaga owns wins over several elite programs including; Duke, North Carolina, Kentucky, UCLA, Indiana, Kansas, Michigan State, Arizona, Virginia, Oklahoma, Oregon, Alabama, Syracuse.
- This season, the Zags already have wins over the SEC

(three times), Big East, Big 12, and Big Ten.
- Since 2021-22, Gonzaga's 11 wins over ranked foes in regular season non-conference play ranks fourth in the nation behind Arizona (12), Purdue (12), Alabama (11).

EXPERIENCE IS KEY

- While the Bulldogs only return 36 percent of their scoring from last season, along with 34 percent of their rebounding, the current roster features four 1,000-point career scorers and two more at 883 and 879.
- Eight Zags have played at least 70 games in their careers, with seven averaging at least 20 minutes.
- KenPom metrics ranks the Bulldogs' lineup third in the nation in experience. KenPom's "experience" statistic measures average number of full DI seasons played, weighted by minutes played. GU is at 2.72, while Indiana leads at 3.09.
- The average age of Gonzaga's roster, featuring 12 scholarship players and four walk-ons, is 21.2 years old. The Brooklyn Nets, by comparison, are the NBA's youngest team at 23.3 years old.
- GU's roster features the 2022-23 Mountain West Conference Preseason Player of the Year, the 2022-23 Big Sky Conference Player of the Year, the 2023-24 WAC Player of the Year, and the 2023-24 Patriot League Player of the Year.

BOUNCE BACK ON BROADWAY

- GU's 94-59 win over No. 18 Kentucky in Nashville was the program's second-largest margin of victory over a ranked team in program history (Baylor, 39, 2024).
- Gonzaga became the first team in AP Poll history with a 30-point loss and 30-point win in back-to-back AP-ranked matchups.
- It was Kentucky's second-largest defeat as a ranked team and its largest neutral site loss in program history.
- The Wildcats finished 16 of 60 from the field, 7 of 34 from the three-point line.

RECORD BREAKING NIGHT

- Gonzaga's 122-50 win over Southern Utah was a program record margin of victory over a Div. 1 opponent.
- The 122 points were the most against a Div. 1 foe under head coach Mark Few, along with the Zags' 18 steals against the Thunderbirds.
- Mario Saint-Supery was one steal shy of matching the program record of seven for most in a single game.
- The Bulldogs' 68.1 percent shooting from the field versus SUU ranks fifth versus Div. 1 opponents in program history.

GROUNDING THE BLUEJAYS

- Gonzaga cruised to a 90-63 win over then-ranked No. 23 Creighton on Nov. 14.
- The Zags went on a 21-0 run at one point, holding the Bluejays' offense without a field goal for 6:40.
- The Bulldogs opened the second half on a 30-7 run.
- Creighton went just 7-of-25 from the field in the second half, including 2-for-12.

SHOWCASING THE DEPTH

- In the Zags' 83-68 victory over Oklahoma, GU's bench outscored its counterparts, 38-8.
- Tyon Grant-Foster and Jalen Warley came off the bench to combine for 27 points and 15 rebounds.
- Three Bulldogs came off the bench and played over 20 minutes, with Steele Venters adding 12 minutes.

A DEFENSIVE DELIGHT

- The Bulldogs defense held Texas Southern to just 25 percent shooting from the field in the season-opening win, including 3-of-21 (14 percent) from behind-the-arc.
- Gonzaga forced 17 TSU turnovers behind nine steals.
- The Zags outscored the Tigers 52-16 in the second half, while limiting Texas Southern to 5-of-30 shooting from the field, including 0-of-11 from three.
- Jalen Warley had four steals in his Gonzaga debut.

ZAGS INK TOP 15 RECRUITING CLASS

- Gonzaga signed Luca Foster, Sam Funches, and Jack Kayil for the 2026-27 season.
- The Zags have the No. 15 signing class on ESPN.com.
- Foster ranks 37th on ESPN's SCNext Top 100. He is the top-ranked recruit in Pennsylvania and will now play for Link Academy in Missouri. He's also 36th on 247Sports Composite rankings. The 6-5, 185-pound recruit is listed as the 16th-best small forward in the country. With Team Final on the Nike EYBL Circuit over the summer, he averaged 15.4 points and 3.2 rebounds per game. He made 37 percent from three-point range on nearly five attempts per game during the circuit.
- Funches is a four-star recruit according to ESPN and 247Sports. He ranks as the 42nd top recruit in his class on Rivals. The top-ranked ranked player in Mississippi is a consensus top-10 center in the class of 2026 and ranked as high as No. 8 by On3.com. The 7-0, 205-pound recruit helped Germantown to its first state championship last year in the MHSAA Class 7A playoffs after beating Madison Central 69-52. He averaged 14.7 points, 8.8 rebounds, 4.7 blocks and 1.7 assists during the 2024-25 season. On the Puma PRO16 Circuit this past summer, he averaged 11.0 points, 5.7 rebounds, 1.7 blocks, and 1.1 assists with Team Sipp United.
- Kayil is a four-star recruit according to ESPN and 247Sports. He averaged 11.1 points and 6.6 assists per game for Germany at the FIBA U-19 World Cup, helping lead the team to a silver medal. In the gold-medal game, he recorded 13 points and five assists against Team USA. His assist average ranked second in the tournament, and he posted an impressive 2.88 assist-to-turnover ratio. This season, the guard will play for Alba Berlin of Germany's Bundesliga.

IKE NAMED TO PRESEASON WATCH LISTS

- Graham Ike was named to the National Association of Basketball Coaches and Naismith Trophy preseason watch lists for the Division I Player of the Year.
- Ike is 28 points from 2,000 in his career. He has started in 109 of his 116 career appearances. Last season led the WCC in field goal percentage (59.8), was third in scoring (17.3), and fifth in rebounding (7.3). He is coming off back-to-back First Team All-Conference selections. The Colorado native was named Preseason All-American by multiple outlets after earning the WCC Tournament Most Outstanding Player honor last year.
- The 2026 NABC Division I Player of the Year - selected by a nationwide vote of Division I head coaches - will be announced the week of the 2026 Men's Final Four.

IKE NAMED TO MALONE AWARD WATCH LIST

- Graham Ike was named to the Karl Malone Award Watch List. The Naismith Basketball Hall of Fame announced the 20 watch-list candidates.
- Named after Class of 2010 Hall of Famer and two-time NBA Most Valuable Player Karl Malone, the annual honor in its 11th year recognizes the top power forwards in Division I men's college basketball. A national committee of top college basketball personnel determined the watch list of 20 candidates in November, which has now been narrowed to 10.

BEST WINNING PERCENTAGE SINCE 2010-11

	W	L	Pct.
1. ***Gonzaga***	451	79	.851
2. Duke	423	111	.792
3. Kansas	426	113	.790
4. St. Mary's (CA)	382	121	.759
5. Arizona	398	127	.758

BEST WINNING PERCENTAGE LAST TEN SEASONS

	W	L	Pct.
1. ***Gonzaga***	304	49	.861
2. Houston	286	65	.815
3. Kansas	276	78	.780
4. Duke	273	80	.773
5. St. Mary's (CA)	258	77	.770

MOST WINS LAST FIVE SEASONS

	W	L	Pct.
1. Houston	160	24	.870
2. ***Gonzaga***	143	28	.836
3. Drake	137	35	.797
4. Duke	134	40	.770
5. Purdue	134	41	.766

MOST WINS SINCE 2016-17

	W	L	Pct.
1. ***Gonzaga***	276	41	.871
2. Houston	264	55	.828
3. Duke	248	69	.782
4. Kansas	243	73	.769
5. Purdue	233	81	.742

BEST HOME PERCENTAGE LAST FIVE SEASONS

	W	L	Pct.
1. Houston	80	4	0.952
2. ***Gonzaga***	69	5	0.932
3. Purdue	71	6	0.922
4. Akron	65	6	0.915
5. Kansas	74	7	0.914

BEST TRUE ROAD PERCENTAGE LAST FIVE SEASONS

	W	L	Pct.
1. ***Gonzaga***	35	7	0.833
2. Houston	40	9	0.816
3. St. Mary's (CA)	32	10	0.762
4. Drake	39	16	0.709
5. Princeton	33	15	0.688

MOST NCAA TOURNAMENT WINS LAST 10 SEASONS

	W	L
1. ***Gonzaga***	28	10
2. Duke	27	8
3. North Carolina	24	8
4. Kansas	21	9
5. Villanova	21	5

MOST NCAA TOURNAMENT WINS LAST 5 SEASONS

	W	L	
1. Houston	16	5	0.762
2. Connecticut	13	3	0.813
3. ***Gonzaga***	13	5	0.722
4. Duke	12	4	0.75
5. Alabama	11	5	0.688

BEST FIELD GOAL PERCENTAGE LAST FIVE SEASONS

	FGM	FGA	Pct.
1. ***Gonzaga***	5540	10625	0.521
2. Wright State	4713	9564	0.493
3. South Dakota State	4435	9155	0.484

MOST POINTS PER GAME LAST FIVE SEASONS

	Points	Avg.
1. ***Gonzaga***	14871	86.96
2. Alabama	14969	84.57
3. Arizona	14123	82.59

MOST POINTS PER GAME LAST THREE SEASONS

	Points	Avg.
1. Alabama	9717	87.54
2. ***Gonzaga***	9170	85.70
3. Iowa	9055	83.84

*** All numbers entering the 2025-26 season*

- In late January, the watch list of 20 players for the 2026 Karl Malone Award will be narrowed to 10, and then in late February, to just five. In March, the five finalists will be presented to Malone and the Hall of Fame's selection committee, where winners will be selected. The Selection Committee for the Karl Malone Award is composed of top men's college basketball personnel, including media members, head coaches, and sports information directors.
- The winner of the 2026 Karl Malone Award will be presented on a to be determined date, along with the other four members of the Men's Starting Five. Additional awards being presented include the Bob Cousy Award (Point Guard), Jerry West Award (Shooting Guard), Julius Erving (Small Forward), and the Kareem Abdul-Jabbar Award (Center).

ZAGS PICKED WCC PRESEASON FAVORITE

- For the 23rd time in the last 25 seasons, the Gonzaga men's basketball team was selected as favorites in the West Coast Conference preseason coaches' poll.
- With the exception of the 2023-24 and 2017-18 seasons, the Zags have been first place in every WCC preseason poll since 2001.
- GU received nine of the league's 12 first place votes in this year's poll. Coaches are not allowed to vote for their own program.
- Saint Mary's and San Francisco collected the other three first place votes in this year's poll. Santa Clara and Oregon State rounded out the top-half of the league.
- The Bulldogs have won 24 of the last 28 WCC regular season championships, 20 of which have been won outright. GU has 26 WCC regular season titles overall, including 22 of the last 25.
- Gonzaga has appeared in 28 straight WCC Tournament Championship games, which is the longest streak of its kind in the nation. The Zags have won the conference tournament title 11 times in the last 14 years.

HUFF AND IKE NAMED PRESEASON ALL-WCC

- Braden Huff and Graham Ike were both named to the conference's preseason team.
- Ike earned the recognition for the third straight season, while Huff makes his first appearance.

GONZAGA RANKED 20TH IN COACHES POLL

- Gonzaga was ranked No. 20 in the preseason USA TODAY Sports/Coaches poll.
- GU opens in the top-20 of the poll for the 13th straight year. GU appears in the coaches' preseason poll for the 16th straight season.
- Purdue was No. 1 in the preseason poll for the first time in program history, collecting 18 of the 31 first-place votes. Houston received 12 first-place votes and was No. 2. Defending national champion Florida also received a first-place vote and was No. 3. UConn and Duke round out the Top 5.

ZAGS OPEN SEASON RANKED NO. 21 IN AP POLL

- Gonzaga was ranked No. 21 in the preseason Associated Press poll. The Bulldogs received 387 points in the preseason rankings.
- This marks the 25th straight season GU has been ranked in the AP Poll and the 16th consecutive year the Zags have appeared in the preseason poll.
- Gonzaga joins Duke, Kansas, Kentucky, and North Carolina as the only programs to appear in each of the last 16 preseason AP Polls.

STEADY IN THE POLLS

- The Bulldogs have appeared in 166 of the last 180 AP Polls (92 percent) since the start of the 2016 season, ranking only behind Kansas's 174 appearances.
- Gonzaga has averaged a No. 7.1 ranking in the AP Polls since 2017, second only to Kansas (6.3).

SEASON-OPENING SUCCESS

- The Zags have now won 22 straight regular season-openers dating back to a 73-66 loss to Saint Joseph's in the 2003 Coaches vs. Cancer Classic in New York City.
- GU has won 36 consecutive regular season home-openers since a 73-65 loss to Boise State on Dec. 7, 1988.
- Gonzaga has won all 21 regular season home-openers in the McCarthey Athletic Center and all 27 regular season home-openers under Mark Few.

PRESEASON TEAM RANKINGS

- The Athletic: 14
- USA Today: 18
- ESPN: 19
- CBS Sports: 21
- Lindy's Magazine: 22
- Blue Ribbon Magazine: 23
- Sports Illustrated: 24

PRESEASON PLAYER MENTIONS

- Graham Ike
Dick Vitale's All Rolls Royce First Team
ESPN Preseason All-American
CBS Sports Third Team All-American
Blue Ribbon Yearbook Third Team All-American
Blue Ribbon Yearbook WCC Player of the Year
Blue Ribbon Magazine All-Conference Team
Lindy's Magazine Third Team All-American
Lindy's Magazine WCC Player of the Year
Lindy's Magazine First Team All-WCC
No. 10 - Lindy's Magazine Top 150 Players
Jon Rothstein's Third Team All-American
No. 13 - ESPN Top 100 Players
No. 20 - CBS Sports Top 101 Players

- Braden Huff
No. 150 - Lindy's Magazine Top 150 Players
No. 66 - ESPN Top 100 Players
No. 78 - CBS Sports Top 101 Players
Lindy's Magazine Second Team All-WCC

- Tyon Grant-Foster
No. 70 - CBS Sports Top 101 Players
No. 120 - Lindy's Magazine Top 150 Players
Lindy's Magazine WCC Newcomer of the Year
Lindy's Magazine First Team All-WCC

- Braeden Smith
Lindy's Magazine WCC Top Playmaker
Lindy's Magazine Second Team All-WCC

- Adam Miller
Blue Ribbon Magazine All-Conference Team
Lindy's Magazine Third Team All-WCC
Blue Ribbon WCC Newcomer of the Year

- Gonzaga's front court ranked fifth in the nation by Lindy's Magazine.
- Blue Ribbon Yearbook lists Gonzaga's backcourt and frontcourt the best in the WCC.
- Jon Rothstein names GU one of 10 non-power conference teams to watch.

FAMILIAR TERRITORY

- GU is one of the best the nation in key offensive categories again this season. Here's a look at recent years.

	PPG	FG%	2pt FG%	Margin
2024-25	86.4 (2nd)	50.1 (2nd)	57.5 (11th)	16.5 (3rd)
2023-24	84.5 (8th)	51.8 (2nd)	58.3 (7th)	15.4 (4th)
2022-23	87.5 (1st)	52.9 (1st)	58.9 (2nd)	14.6 (2nd)
2021-22	87.2 (1st)	52.1 (1st)	60.4 (2nd)	21.0 (1st)
2020-21	91.0 (1st)	54.9 (1st)	63.9 (1st)	21.3 (1st)
2019-20	87.4 (1st)	51.5 (2nd)	57.4 (2nd)	19.6 (1st)
2018-19	87.6 (1st)	52.6 (1st)	61.4 (1st)	22.8 (1st)

THERE'S NO PLACE LIKE HOME

- Since the McCarthey Athletic Center opened in 2004, Gonzaga boasts a 293-20 record at home.
- The Zags' 93.9 winning percentage at home since 2004-05 ranks second in the nation.
- GU has sold out every game since the 6,000-seat McCarthey Athletic Center opened, a streak of 313 games.

LIFE ON THE ROAD

- Since the 2016-17 season, Gonzaga is a national best 74-10 (89.5) in true road games. Saint Mary's has the next best true road win percentage at 75.6 (63-20).
- Since the 2007-08 season, the Zags are 144-33 in true road games. GU's 81.9-win pct. in true road games is best in the nation. (SMC, 2nd, 126-53, .699)
- Since the 2005-06 season, Gonzaga is 287-86 in road or neutral games. The Zags' 76.6-win percentage in road or neutral games tops the nation over that span.

ZAGS ENJOY PACKED KRAZINESS

- The annual Numerica Kraziness in the Kennel returned in front of a sold out McCarthey Athletic Center.
- Gonzaga fans cheered on several new faces and a talented group of returners as they were introduced, enjoyed several video features, all before a three-point contest, half-court shootout, and intersquad scrimmage.
- After missing the last two seasons due to injury, Steele Venters won the three-point contest over newcomer Adam Miller.
- The navy team made a last second stand to hold on for a 41-39 win over the white squad. Braden Huff led all scorers with 17 points on the white team, while Graham Ike grabbed 10 rebounds. Miller scored 13 points for the navy squad. Braeden Smith dished out a game-high five assists during the 20-minute scrimmage.

RECORDS WHEN ...

	25-26	Under Few
Leading at halftime	9-0	617-43
Trailing at halftime	0-1	111-102
Tied at halftime		22-9
Leading with 10:00 remaining	9-0	190-29*
Trailing with 10:00 remaining	0-1	39-82*
Tied with 10:00 remaining		6-6*
Leading with 5:00 remaining	9-0	553-26*
Trailing with 5:00 remaining	0-1	29-85*
Tied with 5:00 remaining		8-5*
In Overtime		23-15
GU outrebounds opponents	9-0	605-61
GU is outrebounded	0-1	114-83
Same amount of rebounds		21-9
GU commits more turnovers	1-0	261-92
Opponent commits more turnovers	8-1	167-48
Same amount of turnovers		50-11
GU has more fouls than opponent	3-1	161-90
Opponent has more fouls than GU	4-0	156-53
Same amount of fouls	2-0	48-10
GU shoots 50 percent or better	6-0	456-21
Opponent shoots 50 percent or better	0-1	37-40
GU shoots less than 50 percent	3-1	290-132
Opponent shoots less than 50 percent	8-0	698-113
GU shoots better than opponent	9-1	77-53
Opponent shoots better than GU		46-99
Same shooting percentage		3-0
GU has more free-throw attempts	5-0	560-61
Opponent has more free-throw atts	4-1	162-86
Same amount of free-throw attempts		24-6
GU bench outscores opponent bench	8-0	345-45*
Opponent bench outscores GU bench	1-1	227-65*
Benches score the same		17-5*
GU makes 10 or more three-pointers	2-0	169-16
GU makes 9 or less three-pointers	7-1	577-137
GU shoots above 75 FT percentage	5-0	318-59
GU shoots below 75 FT percentage	4-1	60-93
Games decided by 1-5 points		103-60
Games decided by 6-10 points	1-0	120-48
Games decided by 11-15 points	2-0	123-22
Games decided by 16 or more points	6-1	391-23
GU scores 50 or less		0-5
GU scores between 51-59		12-11
GU scores between 60-69	0-1	77-61
GU scores between 70-79	1-0	188-57
GU scores between 80-89	1-0	251-13
GU scores between 90-99	4-0	149-5
GU scores 100 or more	3-0	73-1
Opponent scores 50 or less	2-0	86-0
Opponent scores between 51-59	2-0	167-1
Opponent scores between 60-69	4-0	263-30
Opponent scores between 70-79		166-55
Opponent scores between 80-89	1-0	54-48
Opponent scores between 90-99		12-13
Opponent scores 100 or more	0-1	2-6
Vs. Top 25 Team	2-0	55-57
Vs. Top 10 Team	1-1	16-35
In November	7-1	139-22
In December	2-0	141-50
In January		184-21
In February		179-28
In March		108-29
In April		2-2
On Monday	3-0	79-11
On Tuesday	2-0	68-15
On Wednesday	0-1	56-14
On Thursday		180-28
On Friday	2-0	53-16
On Saturday	1-0	261-61
On Sunday	1-0	52-7

WHEN WAS THE LAST TIME ...

TEAM

Gonzaga Was Ranked (AP Poll)
No. 1 — Mar. 14, 2022
Top 5 (2-5) — Nov. 25, 2024
Top 10 (6-10) — Dec. 8, 2025

Gonzaga Played a Ranked Opponent (AP Poll)
No. 1 — vs. No. 1 Duke (89-87) on Nov. 21, 2018
Top 5 — vs. No. 2 Houston (76-81) on March 22, 2025
Top 10 — vs. No. 7 Michigan (61-101) on Nov. 26, 2025
Top 25 — vs. No. 18 Kentucky (94-59) on Dec. 5, 2025

Gonzaga Beat a Ranked Opponent (AP Poll)
Top 5 — vs. No. 4 Alabama (100-90) on Dec. 17, 2022
Top 10 — vs. No. 8 Alabama (95-85) on Nov. 24, 2025
Top 25 — vs. No. 18 Kentucky (94-59) on Dec. 5, 2025

100 Points by a Team
By Gonzaga — 109, North Florida (12/7/25)
By Opponent — 101, by Michigan (11/26/25)

30+ Point Win
By Gonzaga — 109-58, North Florida (12/7/25)
By Opponent — 101-61, vs. Michigan (11/26/25)

Overtime Game
Gonzaga Win — 93-90 vs. UCLA (4/3/21)
Gonzaga Loss — 97-89 at Oregon State (1/16/25)

Double Overtime Game
Gonzaga Win — 90-86 vs. Stanford (1/31/07)
Gonzaga Loss — 105-111 vs. Florida (11/24/17)

Won The Game In The Final Seconds
By Gonzaga — Julian Strawther three pointer at 7.2 seconds Gonzaga defeated UCLA 79-76 (3/23/23)
By Opponent — Roosevelt Jones layup at 0.2 seconds Butler defeated Gonzaga 64-63 (1/19/13)

Made Fewer Than 20 Field Goals
By Gonzaga — 19, UCLA (11/22/23)
By Opponent — 16, by Kentucky (12/5/25)

Had 70+ Field Goal Attempts
By Gonzaga — 70, vs. North Florida (12/7/25)
By Opponent — 75, by Nicholls (12/18/24)

Made 10+ Three-Point Field Goals
By Gonzaga — 10, vs. North Florida (12/7/25)
By Opponent — 10, by North Florida (12/7/25)

Had 30+ Three-Point Field Goals Attempts
By Gonzaga — 33, Maryland (11/25/25)
By Opponent — 38, by North Florida (12/7/25)

Shot 20 Percent or Less From 3-Point Line
By Gonzaga — .136 (3-of-22), vs. Michigan (11/26/25)
By Opponent — .16 (4-of-25), by Southern Utah (11/17/25)

Made 5 or Fewer Free Throws
By Gonzaga — 5, vs. Oklahoma (11/8/25)
By Opponent — 3, by Washington State (1/11/25)

Shot Over 90 Percent From The Foul Line
By Gonzaga — 1.000, (15-of-15), vs. Houston (3/22/25)
By Opponent — .917, (11-of-12), by Arizona State (11/10/24)

Shot 100 Percent From The Foul Line
By Gonzaga — 15-of-15, vs. Houston (3/22/25)
By Opponent — 9-of-9, by CSU Bakersfield (11/28/23)

Had 20-29 Assists
By Gonzaga — 26, vs. North Florida (12/7/25)
By Opponent — 29, by Michigan (11/26/25)

Had 20+ Turnovers
By Gonzaga — 20, at Texas (11/16/22)
By Opponent — 23, by Southern Utah (11/17/25)

Committed 10 or Fewer Turnovers
By Gonzaga — 9, vs. Kentucky (12/5/25)
By Opponent — 10, by Arizona St. (11/14/25)

INDIVIDUAL

30-39 Points by a Player
By Gonzaga — 32, Anton Watson, vs. Santa Clara (1/11/24)
By Opp. — 30, LJ Cryer, Houston (3/22/25)

Two Players Scored 20 or More Points
By Gonzaga — Graham Ike (28) & Braden Huff (20), vs. Kentucky (12/5/25)
By Opp. — Tyeree Bryan (35) & Adama Bal (20), by Santa Clara (1/18/25)

10+ Field Goals Made by a Player
By Gonzaga — 12, Braden Huff, North Florida (12/7/25)
By Opp. — 11, Marcus Williams, San Francisco (3/1/25)

20-29 Field Goal Attempts by a Player
By Gonzaga — 20, Graham Ike, at Saint Mary's (3/2/24)
By Opp. — 21, Tyeree Bryan, Santa Clara (1/18/25)

Player Shot .800 With 10+ Field Goals Attempts
By Gonzaga — 9-of-11 (.818), Braden Huff, vs. Kentucky (12/5/25)
By Opp. — 11-of-13 (.846), Oumar Ballo, Indiana (11/28/24)

5+ 3pt Field Goals Made by a Player
By Gonzaga — 5, Emmanuel Innocenti, Maryland (11/25/25)
By Opp. — 6, LJ Cryer, Houston (3/22/25)

10+ 3pt Field Goal Attempts by a Player
By Gonzaga — 10, Nolan Hickman, Santa Clara (1/18/25)
By Opp. — 13, Kent Jackson, North Florida (12/7/25)

10+ Free Throws Made by a Player
By Gonzaga — 10, Mario Saint-Supery, Alabama (11/24/25)
By Opp. — 10, Liam McNeeley, UConn (12/14/24)

10+ Free Throws Attempted by a Player
By Gonzaga — 10, Tyon Grant-Foster, North Florida (12/7/25)
By Opp. — 10, Otega Oweh, Kentucky (12/5/25)

15+ Free Throws Attempted by a Player
By Gonzaga — 15, Graham Ike, Arizona St. (11/14/25)
By Opp. — 15, Logan Johnson, Saint Mary's (2/25/23)

Player Shot 1.000 With 10+ Free Throw Attempts
By Gonzaga — 10-of-10, Zach Norvell Jr., Idaho State (11/6/18)
By Opp. — 11-of-11, Jordan Ford, Saint Mary's (3/10/20)

10+ Rebounds by a Player
By Gonzaga — 10, Graham Ike, Kentucky (12/5/25)
By Opp. — 11, Yaxel Lendeborg, Michigan (11/26/25)

15+ Rebounds by a Player
By Gonzaga — 19, Graham Ike, San Diego (1/8/25)
By Opp. — 15, Mitchell Saxen, Saint Mary's (3/12/24)

Two Players with 10 or More Rebounds
By Gonzaga — 13, Graham Ike & 10, Michael Ajayi, San Francisco (2/13/25)
By Opp. — 11, Mitchel Saxen & 10, Kyle Bowen, Saint Mary's (2/4/23)

5+ Offensive Rebounds by a Player
By Gonzaga — 5, Graham Ike, Kentucky (12/5/25)
By Opp. — 5, Pharrel Payne, Maryland (11/25/25)

10+ Assists by a Player
By Gonzaga — 11, Ryan Nembhard, vs. Houston (3/22/25)
By Opp. — 15, Braden Smith, Purdue (3/29/24)

5+ Blocked Shots by a Player
By Gonzaga — 7, Chet Holmgren, vs. Georgia State (3/17/22)
By Opp. — 5, Magoon Gwath, San Diego State (11/18/24)

5+ Steals by a Player
By Gonzaga — 5, Braeden Smith, vs. Maryland (11/25/25)
By Opp. — 5, Jevon Porter, Pepperdine (1/4/24)

Double-Double by a Player
By Gonzaga — 28/10, Graham Ike, Kentucky, (12/5/25)
By Opp. — 20/11, Yaxel Lendeborg, Michigan (11/26/25)

2025-26 Gonzaga Men's Basketball

Gonzaga Team Game-by-Game Comparison (as of Dec 07, 2025)

All games

Opponent	1st	2nd	Score	Mar	Total FG	FG Pct	3-Pointers	3FG Pct	Free Throws	FT Pct	Rebounds		Assist	T/Over	Block	Steal	Fouls
TEXAS SOUTHERN	46/27	52/16	98-43	+55	37-69/15-59	.536/.254	7-22/3-21	.318/.143	17-21/10-17	.810/.588	56/27	+29	19/7	13/17	4/1	9/6	20/21
OKLAHOMA	49/30	34/38	83-68	+15	36-79/23-58	.456/.397	6-22/6-26	.273/.231	5-11/16-18	.455/.889	46/39	+7	22/5	7/16	3/3	8/2	19/19
CREIGHTON	44/38	46/25	90-63	+27	37-70/18-49	.529/.367	9-27/7-25	.333/.280	7-13/20-31	.538/.645	41/33	+8	19/8	7/17	4/0	10/6	24/14
Arizona St.	45/32	32/33	77-65	+12	22-51/21-58	.431/.362	6-21/10-30	.286/.333	27-35/13-23	.771/.565	45/31	+14	16/12	14/10	5/6	2/7	22/22
SOUTHERN UTAH	59/27	63/23	122-50	+72	49-72/18-61	.681/.295	8-14/4-25	.571/.160	16-20/10-15	.800/.667	44/26	+18	18/10	9/23	8/3	18/6	12/16
Alabama	45/42	50/43	95-85	+10	35-72/31-67	.486/.463	6-22/9-29	.273/.310	19-26/14-23	.731/.609	48/36	+12	13/13	11/13	3/3	7/7	20/20
Maryland	47/32	53/29	100-61	+39	37-64/20-55	.578/.364	14-33/5-21	.424/.238	12-15/16-23	.800/.696	39/29	+10	30/9	12/18	3/3	12/5	21/20
Michigan	29/53	32/48	61-101	(40)	25-74/36-60	.338/.600	3-22/13-27	.136/.481	8-15/16-25	.533/.640	38/44	(6)	17/29	11/14	2/8	9/7	22/17
Kentucky	43/20	51/39	94-59	+35	36-63/16-60	.571/.267	9-18/7-34	.500/.206	13-16/20-26	.813/.769	43/31	+12	24/12	9/11	1/0	5/6	18/17
NORTH FLORIDA	53/28	56/30	109-58	+51	43-70/20-60	.614/.333	10-18/10-38	.556/.263	13-18/8-13	.722/.615	48/25	+23	26/12	12/18	4/1	12/6	14/18

Note: Game totals are displayed in the format TEAM/OPPONENT for each category

Associated Press Top 25

(Dec. 8)		REC	PTS	PVS
1	Arizona (33)	8-0	1461	2
2	Michigan (19)	8-0	1440	3
3	Duke (7)	10-0	1400	4
4	Iowa State (1)	9-0	1304	10
5	UConn	8-1	1263	5
6	Purdue	8-1	1173	1
7	Houston	8-1	1064	8
8	***Gonzaga***	9-1	1054	11
9	Michigan State	8-1	1017	7
10	BYU	7-1	1007	9
11	Louisville	8-1	877	6
12	Alabama	7-2	854	12
13	Illinois	7-2	771	14
14	North Carolina	8-1	724	16
15	Vanderbilt	9-0	686	17
16	Texas Tech	7-2	508	19
17	Arkansas	7-2	488	25
18	Florida	5-3	422	15
19	Kansas	7-3	380	21
20	Tennessee	7-3	286	13
21	Auburn	7-3	264	20
22	St. John's	5-3	254	23
23	Nebraska	9-0	180	NR
24	Virginia	8-1	130	NR
25	UCLA	7-2	79	NR

Also receiving votes: Iowa 60, Oklahoma St. 54, Southern Cal 50, Georgia 49, Saint Mary's 38, Seton Hall 31, Kentucky 29, Wisconsin 24, Indiana 18, Clemson 14, LSU 14, Villanova 9, California 6, Notre Dame 4, Miami 4, SMU 3, TCU 2, Arizona St 2, Miami (Ohio) 2, St. Bonaventure 1.

USA Today/Coaches' Top 25

(Dec. 8)		REC	PTS	PVS
1	Michigan (17)	8-0	755	2
2	Arizona (11)	8-0	742	3
3	Duke (2)	10-0	723	4
4	Iowa State (1)	9-0	651	9
5	UConn	8-1	628	5
6	Purdue	8-1	617	1
7	***Gonzaga***	9-1	565	11
8	Houston	8-1	547	7
9	Michigan State	8-1	517	8
10	BYU	7-1	507	10
11	Louisville	8-1	456	6
12	Alabama	7-2	436	12
13	Illinois	7-2	371	15
14	Vanderbilt	9-0	365	16
15	North Carolina	8-1	341	17
16	Texas Tech	7-2	277	19
17	Arkansas	7-2	245	23
18	Florida	5-3	213	14
19	Kansas	7-3	208	21
20	Tennessee	7-3	170	13
21	St. John's	5-3	138	22
22	Nebraska	9-0	114	NR
23	Iowa	8-1	77	25
24	Auburn	7-3	76	24
25	Virginia	8-1	67	NR

Others Receiving Votes: Saint Mary's 52; UCLA 35; Oklahoma State 33; Wisconsin 32; USC 20; Seton Hall 16; Indiana 16; Kentucky 14; SMU 11; Missouri 7; Clemson 7; Ohio State 6; Georgia 5; Miami (FL) 4; LSU 4; Utah State 3; Yale 2; California 1; Baylor 1.

2025-26 PLAYER CAPSULES

#2 STEELE VENTERS

6-7 • Grad • G • Ellensburg, Wash.

- 2024-25: Redshirted due to injury
- 2023-24: Redshirted due to injury
- Eastern Washington: Redshirted as a walk-on in He redshirted in 2019–20 and gradually progressed, earning Second Team All-Big Sky honors in 2021–22 while averaging 16.7 points per game and ranking sixth nationally in three-point shooting percentage. In 2022–23, he was named Big Sky MVP and a Unanimous First Team All-Big Sky selection, surpassing 1,000 career points. He also earned NABC All-District Second Team and Big Sky All-Academic Team honors, leading his team in scoring, steals, and three-pointers.
- High School: He graduated from Ellensburg High School in 2019, scoring over 1,200 career points. As a senior, he averaged 23 points, 8 rebounds, and 5 assists per game, with a career-high 37 points and multiple 30+ point games. He was a first team AP 2A All-State selection as a junior, averaging 26 points per game, and earned first team All-CWAC honors in both his junior and senior seasons. He also led Ellensburg to its first CWAC title in over 15 years.

#3 BRAEDEN SMITH

6-0 • R-JR • G • Seattle, WA

- 2024-25: Redshirted
- Colgate: As a sophomore in 2023–24, he was named Patriot League Player of the Year and First Team All-Patriot League—the first sophomore to earn the honor since 2014–15. He started all 35 games, averaged 12.5 points and 5.6 assists, and ranked in the national top 25 with 196 total assists. He also earned Patriot League Tournament MVP honors after averaging 16.0 points, 9.0 rebounds, and 5.0 assists in the postseason, including a standout 25-point, 9-rebound performance vs. Gardner-Webb. As a freshman, he was a National Freshman of the Year finalist, a four-time Patriot League Rookie of the Week, and an All-Rookie Team selection. He had five 20+ point games, and nine assists in his league debut, starting all 35 games.
- High School: Two-time Metro League Athlete of the Year (2021, 2022) as a four-year starter at Seattle Prep...scored 1,403 points during his high school career and set the school record for career assists (502) and steals (210)... holds single-game records for assists (13) and steals (8)...garnered First Team All-State and First Team All-Metro honors...averaged 18.5 points, seven assists and 2.5 steals during senior campaign on his way to Metro League Athlete of the Year...also First Team All-League quarterback in 2022 and All-League wide receiver in 2021.

#4 DAVIS FOGLE

6-7 • FR • G • Anacortes, WA

- High School: Fogle was a four-star recruit according to ESPN and 247Sports ... ranked as the 38th top recruit in his class on ESPN 100 ... No. 3 ranked player in Arizona averaged 15.7 points, 6.0 rebounds and 3.3 assists, shooting nearly 59 percent from inside the arc at the NBPA camp ... played in Pangos All American camps, and was the Most Valuable Player on the Under Armour Rise circuit ... averaged 10.4 points, 4.1 rebounds, and 1.8 assists on 40% shooting from the field and 39% from three as a senior at Compass Prep ... During his junior season, averaged 31.4 points per game, shooting 50 percent from the field ... also grabbed 9.7 rebounds and blocked 2.2 shots per outing at Anacortes High School ... Following the season he was named the Northwest Conference Player of the Year. In his sophomore year, he averaged 24.6 points per game.

#5 EMMANUEL INNOCENTI

6-5 • JR • G • Petit Badien, Ivory Coast

- 2024-25: He appeared in 31 games with three starts, averaging 1.7 points, 1.9 rebounds, and 12.1 minutes per game. He totaled 30 assists, 18 steals, and made 10 three-pointers while shooting 34.5% from the field and 29.4% from beyond the arc. His longest outing of the season was a 28-minute appearance at Saint Mary's
- Tarleton State: As a freshman, he earned WAC All-Defensive and All-Freshman Team honors and was one of only five Texans to appear in all 35 games, starting 33. He logged 1,109 total minutes—the most by a freshman in Tarleton's D1 era—and averaged 33.8 minutes per game in conference play, ranking ninth in the WAC. Nationally, he ranked fourth among freshmen in defensive rebounds per game (5.37), eighth in steals (1.69), and ninth in total rebounds (6.37). He set Texan D1-era single-season records with 223 total rebounds, 188 defensive boards (14th in program history), and ranked second in both total steals (59) and rebounds. His 1.9 steals per game in WAC play ranked second in the conference, and he finished top 15 in the WAC in both rebounds and assists.
- Amateur Italian Career: Played four seasons for Stella Azzurra Roma ... Posted a trio of double-figure scoring totals in his fourth season with the team ... Played on the 2022-23 U18 Italy National Team ... Averaged 11.1 points and 7.1 rebounds in 7 games averaging 25.6 minutes per game .. Posted double-digit scoring totals in his final five games.

#7 TYON GRANT-FOSTER

6-7 • GR • G • Kansas City, KS

- 2024-25: Received All-WAC First Team recognition in both seasons ... 2024 WAC Player of the Year ... One of only seven players in GCU history to reach 1,000 career points in just two seasons ... Delivered 20-point outings in every NCAA Tournament game — 29 vs. Alabama (2024), 23 vs. Maryland (2025) and 22 vs. Saint Mary's (2024) ... Led GCU in scoring (14.8 ppg) for the second straight year and topped the WAC in conference scoring (17.4 ppg) ... Ranked among WAC leaders in steals (1.7), blocks (1.5) and rebounds (5.9) ... Featured on the Naismith Trophy and Jerry West Award Watch Lists ... Averaged 14.0 points during the Lopes' WAC Tournament title run ... Earned WAC All-Tournament honors for the second consecutive year ... Named WAC Player of the Week twice ... Logged six 20-point performances.
- 2023–24:
  Finished top-20 nationally in points (684) and top-10 in free throws (210) ... Led GCU to its first NCAA Tournament win ... WAC Player of the Year and Tournament Most Outstanding Player ... Finalist for the Lute Olson National Player of the Year ... Set GCU's D-I single-season records for points (684), field goals (212), and free throws (210) ... Averaged 20.1 points per game with 17 outings of 20+.
- 2022–23:
  Missed the season due to injury.
- 2021–22:
  At DePaul, appeared in one game before an early injury.
- 2020–21:
  At Kansas, played in 22 games, averaging 3.1 points and 2.2 rebounds ... Season-high 13 points vs. Omaha.
- Junior College:
  At Indian Hills CC, earned NJCAA All-American Honorable Mention ... Averaged 16.5 points and 6.5 rebounds on a 30–3 team.

#8 JALEN WARLEY

6-7 • SR • G • Philadelphia, PA

- Before Gonzaga: In 2023–24, he played at Florida State, helping secure the Sunshine Slam title with 19 second-half points (5 in OT) in a win over No. 19 Colorado. He scored in double figures nine times, including a career-high-tying 23 points and 6 rebounds vs. Louisville. He scored 18 points in an ACC Tournament win over Virginia Tech. In 2022–23, he ranked 6th in the ACC in assist-to-turnover ratio (2.1:1), highlighted by a 23-point game vs. Pittsburgh and a game-winning assist at Miami. As a freshman in 2021–22, he appeared in all 31 games, averaging 3.7 points and 2.5 assists.
- High School: McDonald's All-American

WEST COAST CONFERENCE

Standings	WCC	PCT	OVER	PCT	STREAK
Gonzaga	0-0	.000	9-1	.900	W2
Saint Mary's	0-0	.000	9-1	.900	W1
Santa Clara	0-0	.000	8-2	.800	L1
Seattle U	0-0	.000	7-2	.778	W2
Loyola Marymount	0-0	.000	7-3	.700	L2
Pacific	0-0	.000	7-3	.700	L1
Portland	0-0	.000	6-4	.600	W1
San Francisco	0-0	.000	6-4	.600	W1
Oregon State	0-0	.000	5-5	.500	W2
San Diego	0-0	.000	3-5	.375	L4
Pepperdine	0-0	.000	3-7	.300	L5
Washington State	0-0	.000	3-7	.300	L4

2025-26 Preseason Poll	
1. ***Gonzaga*** (9)	119
2. Saint Mary's (2)	109
3. San Francisco (1)	98
4. Santa Clara	92
5. Oregon State	76
6. LMU	61
7. Washington State	69
8. Seattle U.	53
9. San Diego	36
10. Pacific	32
11. Pepperdine	24
12. Portland	23

(First place votes)

2025-26 WCC Preseason Team	
Name	Institution
Ryan Beasley	San Francisco
Thierry Darlan	Santa Clara
Braden Huff	***Gonzaga***
Graham Ike	***Gonzaga***
Mikey Lewis	Saint Mary's
Elijah Mahi	Santa Clara
Paulius Murauskas	Saint Mary's
Elias Ralph	Pacific
Tyrone Riley IV	San Francisco
Harry Wessels	Saint Mary's

AROUND THE LEAGUE

D. 13	Montana State at Oregon State	2 p.m.
	Northern Arizona at San Diego	3 p.m.
	Simpson at Pacific	4 p.m.
	Santa Clara vs. Arizona State	4 p.m.
	San Francisco at Saint Louis	5 p.m.
	Warner Pacific at Seattle	5 p.m.
	Pepperdine at CSU Bakersfield	6:30 p.m.
	Gonzaga vs. UCLA	8:30 p.m.
D. 14	Kent State at Portland	2 p.m.
	Saint Mary's vs. Boise State	3 p.m.
	Washington State at USC	4:30 p.m.
D. 16	Pacific at BYU	6 p.m.
	UC San Diego at Loyola Marymount	8:30 p.m.
D. 17	Washington State at Eastern Washington	6 p.m.
	Campbell at Gonzaga	6 p.m.
	Seattle at UC Davis	6 p.m.
	North Texas at Santa Clara	6 p.m.
	Sam Houston at Oregon State	6:30 p.m.
	Loyola Chicago at San Francisco	7 p.m.
	Portland at Oregon	8 p.m.
D. 18	Pepperdine at Long Beach State	7 p.m.

WCC PLAYER OF THE WEEK

N. 10 Josiah Lake II, Oregon State
N. 17 Graham Ike, Gonzaga
N. 24 Myron Amey Jr., LMU
D. 1 Paulius Murauskas, Jr., Saint Mary's
D. 8 Braden Huff, Jr. Gonzaga

WCC FRESHMAN OF THE WEEK

N. 10 Joel Foxwell, Portland
N. 17 Liam Campbell, Saint Mary's
N. 24 Joel Foxwell, Portland
D. 1 Ace Glass, Washington State
D. 8 Allen Graves, Santa Clara

nominee; Pennsylvania All-State First Team (2021) ... Senior year: 15.6 PPG, 7.0 APG, 5.5 RPG ... Surpassed 1,000 career points; won 2 state championships ... Recorded first triple-double (12-11-11) as a senior.

#15 GRAHAM IKE

6-9 • Grad. • F • Aurora, CO

- 2024-25: Earned First Team All-WCC honors after starting all 35 games and averaging 17.3 points and a team-leading 7.3 rebounds per game. He shot 60.2% from the field and added 56 blocks, 50 assists, and 22 steals. He scored in double figures 22 times, including four 20-point games and a season- high 28 points vs. Kentucky. He posted a career-high 19 rebounds against San Diego and shot 39.4% from three-point range in WCC play while averaging 22.9 minutes per game.
- 2023-24: He was named an Honorable Mention AP All-American and earned First Team All-Conference honors after starting all 35 games. A top-10 finalist for the Karl Malone Power Forward of the Year Award, he led his team in scoring with 16.5 points per game—second in the WCC—and shot 60.9% in conference play, also second in the league. He recorded 15 games with 20+ points, including nine in the final 12 contests, and posted 10 double-doubles. He ranked sixth in the WCC in rebounding, averaging 7.4 boards per game.
- Wyoming: In the 2021–22 season, he started all 33 games and averaged 19.5 points and 9.6 rebounds per game on 51% shooting, becoming one of only three players nationally to average at least 19.5 points and 9.6 rebounds. He earned First Team All-Mountain West honors from the media and Second Team from the coaches, while ranking in the top 30 nationally in both scoring and rebounding. He was also named Lute Olson National Player of the Week and Mountain West Player of the Week in February. As a freshman, he highlighted by a career-high 32-point performance in the Mountain West Tournament after returning from injury.
- High School: As a junior, Ike was named Second Team All-Colorado by USA Today. He helped lead his team to be ranked sixth in the State of Colorado.

#17 MARIO SAINT-SUPERY

6-4 • FR • G • Malaga, Spain

- Prior to Gonzaga: He developed through Spain's top-tier ACB league with Unicaja Malaga and BAXI Manresa and was named MVP of the 2022 FIBA U16 European Championship. At the 2024 FIBA U18 European Championship, he averaged 21.4 points, 5.4 rebounds, and 6.3 assists per game, highlighted by a triple-double with 35 points, 10 rebounds, and 10 assists against Slovenia. He also represented Spain at the 2023 FIBA U18 tournament and made his senior national team debut in the FIBA EuroBasket 2025 Qualifiers on November 22, 2024.

#23 ADAM MILLER

6-3 • Grad. • G • Peoria, IL

- Before Gonzaga: A four-star recruit and 2020 Illinois Mr. Basketball, he was a two-time Illinois Gatorade Player of the Year and consensus first-team All-State selection at Morgan Park High School, averaging over 27 points per game as a senior. He began his college career at Illinois, starting all 31 games as a freshman and setting a freshman debut scoring record with 28 points. After transferring to LSU, he missed the 2021-22 season due to an ACL injury but returned in 2022-23, starting all 33 games and averaging 11.5 points while making 75 three-pointers. As a redshirt junior at Arizona State in 2023-24, he started all 30 games, averaged 9.8 points, and shot a career-best 42.9% from three-point range, making 57 triples—second on the team. He has started 115 of 117 career games, averaging nearly 30 minutes per outing.

#24 ISMAILA DIAGNE

7-0 • SO • C • Nguekhokhe, Senegal

- 2024-25: Appeared in 10 games during the 2024-2025 season ... Averaged 3.4 points, 1.8 rebounds, and 0.7 blocks per game ... Recorded a season-high 9 points and 4 rebounds against Santa Clara (02/25/25)... Averaged 6.7 minutes per game, totaling 67 minutes on the season ... Totaled 34 points, 18 rebounds, and 5 blocks across 10 appearances
- Prior to Gonzaga: He averaged 10.2 points, 7.8 rebounds, and 0.9 blocks for Real Madrid's Under-18 team, helping lead them to the Adidas Next Gen Tournament championship in Berlin. In the 2023-24 season, he contributed 11 points and 7.8 rebounds over four games in the Podgorica Tournament, which Real Madrid also won. He appeared in four games with Real Madrid's senior team in the Spanish Liga Endesa, averaging 5 points on 58% shooting.

#32 PARKER JEFFERSON

6-0 • FR • F • Waxahachie, TX

- High School: He played his senior season at Inglewood High School in California, averaging a double-double with 16.3 points, 11.2 rebounds, and 2.1 blocks per game while shooting 53% from the field. His senior year was highlighted by five 30-point games, 17 double-doubles, and a triple-double, earning him a spot on the 2025 Ocean League All-First Team.

#34 BRADEN HUFF

6-10 • R-JR • F • Glen Ellyn, IL

- 2024-25: Started 4 games and averaged 11.0 points per game, shooting 57.7% from the field and 28.1% from three-point range. He led the team with 3.4 rebounds per game and posted season highs of 25 points vs. Nicholls and 8 rebounds vs. Georgia. He contributed 64 assists, 21 blocks, and averaged 16.7 minutes per game, with a solid free-throw percentage of 70.2%.
- 2023-24: All-Conference Freshman Team ... Appeared in all 35 games ... Led the conference and was 13th in the country in 2-point shooting percentage with 70% ... Averaged 9.3 points per game on the season ... 15 double-digit scoring games.
- 2022-23: Redshirted.
- High School: Huff was a four-star recruit and named Illinois Mr. Basketball after his senior season, averaging 16.4 points while shooting 61% from the field. He led Glenbard West to the Illinois 4A state title during a 37-1 season, with the team finishing No. 6 in the MaxPreps national Top 25 rankings.

GONZAGA

27 NCAA TOURNAMENT APPEARANCES | 2 FINAL FOURS | 6 ELITE EIGHTS | 14 SWEET 16 APPEARANCES
38 AP ALL AMERICANS | 26 WCC REGULAR SEASON TITLES | 22 WCC TOURNAMENT TITLES
32 NBA PLAYERS | 30 NBA DRAFT SELECTIONS | 11 CURRENT NBA PLAYERS | 4 NBA CHAMPIONS

2025-26 SEASON AND CAREER PLAYER HIGHS

SEASON		CAREER
2, Southern Utah, 11/17/25	Points	2, Southern Utah, 11/17/25
	Rebounds	
	Assists	
1, Southern Utah, 11/17/25	Steals	1, Southern Utah, 11/17/25
	Blocks	
3, 2x, last So. Utah, 11/17/25	Minutes	3, 2x, last So. Utah, 11/17/25

0 CADE ORNESS

R-FR | G | 6-5 | 185 | Poulsbo, WA | North Kitsap

SEASON		CAREER
14, Maryland, 11/25/25	Points	33, North Dakota St., 12/3/22
6, Southern Utah,11/17/25	Rebounds	9, at Idaho St., 1/24/22
3, 2x, last vs. North Florida, 12/7/25	Assists	6, Walla Walla, 11/15/21
2, 3x, last vs. North Florida, 12/7/25	Steals	3, 6x, last at Portland St., 2/4/23
1, Southern Utah, 11/17/25	Blocks	4, at Portland St., 12/30/21
22, Alabama, 11/24/25	Minutes	43, Montana St., 2/17/22

2 STEELE VENTERS

Grad. | G | 6-7 | 200 | Ellensburg, WA | Eastern Wash.

SEASON		CAREER
11, Kentucky, 12/5/25	Points	25, 2x last at Navy, 1/6/24
6, Kentucky, 12/5/25	Rebounds	12, Lehigh, 3/13/24
9, at Arizona St.,11/14/25	Assists	10, at Boston, 2/7/24
5, Maryland, 11/25/25	Steals	6, Army, 1/31/24
	Blocks	2, Loyola (MD), 1/3/24
26, at Arizona St.,11/14/25	Minutes	39, Lafayette, 3/8/23

3 BRAEDEN SMITH

R-JR | G | 6-0 | 170 | Seattle, WA | Colgate



SEASON		CAREER
19, Southern Utah, 11/17/25	Points	19, Southern Utah, 11/17/25
5, Texas Southern, 11/3/25	Rebounds	5, Texas Southern, 11/3/25
1, 4x, last vs North Florida, 12/7/25	Assists	1, 4x, last vs North Florida, 12/7/25 2,
2, Southern Utah, 11/17/25	Steals	Southern Utah, 11/17/25
1, Southern Utah, 11/17/25	Blocks	1, Southern Utah, 11/17/25
18, North Florida, 12/7/25	Minutes	18, North Florida, 12/7/25

4 DAVIS FOGLE

FR | G | 6-7 | 200 | Anacortes, WA | AZ Compass Prep

SEASON		CAREER
15, Maryland,11/25/25	Points	19, UT-Arlington, 1/4/24
6, Kentucky, 12/5/25	Rebounds	13, 2x, last vs CSU Bakersfield, 11/22/23
6, Kentucky, 12/5/25	Assists	8, at Loyola Marymount, 12/29/23
2, Alabama, 11/24/25	Steals	5, vs UT Arlington, 3/15/24
	Blocks	1, 14x, last LMU, 2/6/25
25, vs. Oklahoma, 11/8/25	Minutes	40, 3x, Grand Canyon, 2/22/24

5 EMMANUEL INNOCENTI

JR | F | 6-5 | 198 | Petit Badien, Ivory Coast | Tarleton State



SEASON		CAREER
21, Alabama, 11/24/25	Points	30, SE Mo State, 11/6/23
12, at Arizona St., 11/14/25	Rebounds	13, at Tarleton State, 2/22/24
3, Maryland, 11/25/25	Assists	5, 5x, last UT-Arlington, 2/15/25
3, Michigan, 11/26/25	Steals	6, vs Georgia, 12/14/24
2, 2x, last vs. Alabama, 11/24/25	Blocks	4, at Utah Valley, 1/9/25
29, Alabama, 11/24/25	Minutes	41, Seattle, 2/1/24

7 TYON GRANT-FOSTER

GR | G | 6-7 | 215 | Kansas City, KS | Grand Canyon



SEASON		CAREER
13, vs. Oklahoma, 11/8/25	Points	23, 2x, last at Louisville, 2/3/24
9, vs. Creighton, 11/11/25	Rebounds	9, vs. Creighton, 11/11/25
3, 3x, last vs. Creighton, 11/11/25	Assists	7, at Wake Forest, 1/11/23
4, Texas Southern, 11/3/25	Steals	5, at Florida, 11/17/23
1, 3x, last vs. North Florida, 12/7/25	Blocks	2, 3x, last North Carolina, 3/14/24
26, at Arizona St., 11/14/25	Minutes	36, Boston College, 2/20/24

8 JALEN WARLEY

SR | G | 6-7 | 205 | Philadelphia, PA | Virginia



SEASON		CAREER
3, Southern Utah, 11/17/25	Points	3, 2x, last vs. Southern Utah, 11/17/25
1, 2x, last vs. North Florida, 12/7/25	Rebounds	2, 2x, last Long Beach State, 11/20/24
1, Southern Utah, 11/17/25	Assists	1, Southern Utah, 11/17/25
1, Southern Utah, 11/17/25	Steals	1, 2x, last Southern Utah, 11/17/25
	Blocks	
3, 2x, last So. Utah, 11/17/25	Minutes	4, UMass Lowell, 11/15/24

10 JOAQUIM ARAUZMOORE

R-SO | G | 6-1 | 175 | Ross, CA | Branson

CAREER SUPERLATIVES

PLAYED/STARTED	2025-26	CAREER	STREAK
Graham Ike	9-9	124-116	15
Tyon Grant-Foster	10-5	92-57	-
Steele Venters	10-2	92-69	2
Braeden Smith	10-4	80-74	-
Braden Huff	10-10	80-13	13
Emmanuel Innocenti	10-6	74-42	2
Ismaila Diagne	8-0	16-0	-
Joaquim ArauzMoore	4-0	8-0	-
Noah Haaland	5-0	8-0	-
Adam Miller	10-7	127-121	-
Jalen Warley	10-1	105-59	1
Cade Orness	4-0	4-0	-
Davis Fogle	8-0	8-0	-
Mario Saint-Supery	10-6	10-6	6

DOUBLE-DIGIT GAMES	2025-26	CAREER
Graham Ike	8	105
Adam Miller	5	65
Tyon Grant-Foster	5	59
Steele Venters	3	58
Braeden Smith	1	47
Braden Huff	9	45
Jalen Warley	1	15
Emmanuel Innocenti	1	9
Davis Fogle	3	3
Mario Saint-Supery	4	4

10+Rebounds	2025-26	CAREER
Graham Ike	5	38
Emmanuel Innocenti		4
Tyon Grant-Foster	1	4
Braeden Smith		2

DOUBLE-DOUBLES	2025-26	CAREER
Graham Ike	5	35
Braeden Smith		3
Emmanuel Innocenti		1
Tyon Grant-Foster	2	5

20+ POINTS	2025-26	CAREER
Graham Ike	4	49
Tyon Grant-Foster	1	24
Steele Venters		19
Braeden Smith		10
Braden Huff	4	9
Jalen Warley		2
Adam Miller		7

8+ REBOUNDS	2025-26	CAREER
Graham Ike	6	64
Tyon Grant-Foster	2	16
Emmanuel Innocenti		9
Steele Venters		7
Braden Huff	2	6
Braeden Smith		11
Jalen Warley	2	2

5+ ASSISTS	2025-26	CAREER
Emmanuel Innocenti	1	8
Steele Venters		4
Braeden Smith	5	46
Jalen Warley		15
Tyon Grant-Foster		5
Adam Miller		4
Mario Saint-Supery	6	6

3+ BLOCKS	2025-26	CAREER
Tyon Grant-Foster	1	14
Braden Huff		3
Ismaila Diagne	2	2
Steele Venters		1

27 NCAA TOURNAMENT APPEARANCES | 2 FINAL FOURS | 6 ELITE EIGHTS | 14 SWEET 16 APPEARANCES
38 AP ALL AMERICANS | 26 WCC REGULAR SEASON TITLES | 22 WCC TOURNAMENT TITLES
32 NBA PLAYERS | 30 NBA DRAFT SELECTIONS | 11 CURRENT NBA PLAYERS | 4 NBA CHAMPIONS

GONZAGA

SEASON			CAREER
		Points	
		Rebounds	
		Assists	
		Steals	
		Blocks	
		Minutes	

14 ALONZO METZ

FR | G | 5-11 | 165 | Portland, OR | Riviera Prep



SEASON			CAREER
28, Kentucky, 12/5/25	Points	35, vs. Denver, 12/2/21	
11, 3x, last vs. Alabama, 11/24/25	Rebounds	19, San Diego, 1/8/25	
4, 3x, last vs. Maryland, 11/25/25	Assists	4, 5x, last vs. Maryland, 11/25/25	
2, 2x, last vs. Maryland, 11/25/25	Steals	4, 3x, last at Santa Clara, 2/25/25	
2, at Arizona St., 11/14/25	Blocks	2, 13x, last at Arizona St., 11/14/25	
33, Alabama, 11/24/25	Minutes	40, 2x, last at Colo St., 2/23/22	

15 GRAHAM IKE

Grad. | F | 6-9 | 250 | Aurora, CO | Wyoming

SEASON			CAREER
16, vs. Southern Utah, 11/17/25	Points	16, vs. Southern Utah, 11/17/25	
5, 2x, last vs. Alabama, 11/24/25	Rebounds	5, 2x, last vs. Alabama, 11/24/25	
9, vs. Maryland, 11/25/25	Assists	9, Maryland, 11/25/25	
6, vs. Southern Utah, 11/17/25	Steals	6, vs. Southern Utah, 11/17/25	
1, 2x, last vs. Creighton, 11/11/25	Blocks	1, 2x, last vs. Creighton, 11/11/25	
32, Alabama, 11/24/25	Minutes	32, Alabama, 11/24/25	

17 MARIO SAINT-SUPERY

FR | G | 6-4 | 199 | Málaga, Spain

SEASON			CAREER
13, 2x, last vs. Southern Utah, 11/17/25	Points	28, North Carolina A&T, 11/25/20	
4, Kentucky, 12/5/25	Rebounds	7, 4x, last UMass, 12/21/24	
3, North Florida, 12/7/25	Assists	6, 2x, last at Colorado, 1/28/25	
2, 2x last vs. Southern Utah, 11/17/25	Steals	4, 2x, last St. Thomas, 11/17/24	
	Blocks	1, 10x, last at Kansas, 1/8/25	
26, vs. Oklahoma, 11/8/25	Minutes	43, at Texas Tech, 2/12/25	

23 ADAM MILLER

Grad. | G | 6-3 | 200 | Peoria, IL | Arizona State

SEASON			CAREER
6, Southern Utah, 11/17/25	Points	9, at Santa Clara, 2/25/25	
8, vs. North Florida, 12/7/25	Rebounds	8, vs. North Florida, 12/7/25	
1, 2x, last vs North Florida, 12/7/25	Assists	1, 2x, last vs North Florida, 12/7/25	
1, Southern Utah, 11/17/25	Steals	3, Long Beach State, 11/20/24	
4, Southern Utah, 11/17/25	Blocks	4, Southern Utah, 11/17/25	
22, North Florida, 12/7/25	Minutes	22, North Florida, 12/7/25	

24 ISMAILA DIAGNE

SO | C | 7-0 | 237 | Nguekhokhe, Senegal



SEASON			CAREER
		Points	
		Rebounds	
		Assists	
		Steals	
		Blocks	
		Minutes	

32 PARKER JEFFERSON

FR | F | 6-9 | 240 | Waxahachie, Texas | Inglewood

SEASON			CAREER
24, vs. North Florida, 12/7/25	Points	26, at San Diego, 1/20/24	
9, vs. Oklahoma, 11/8/25	Rebounds	9, 3x, last vs. Oklahoma, 11/8/25	
3, 2x, last vs. Kentucky, 12/5/25	Assists	4, vs. Davidson, 11/29/24	
1, 4x, last vs. North Florida, 12/7/25	Steals	3, vs. Mississippi Valley St., 12/11/23	
1, 5x, last vs. North Florida, 12/7/25	Blocks	3, 3x, last UMass Lowell, 11/15/24	
31, Kentucky, 12/5/25	Minutes	32, vs. Saint Mary's, 3/11/25	

34 BRADEN HUFF

R-JR | F | 6-10 | 250 | Glen Ellyn, IL | Glenbard West

SEASON			CAREER
2, 2x, last vs. North Florida, 12/7/25	Points	2, 2x, last vs. North Florida, 12/7/25	
3, North Florida, 12/7/25	Rebounds	3, North Florida, 12/7/25	
	Assists		
1, vs. Creighton, 11/11/25	Steals	1, vs. Creighton, 11/11/25	
	Blocks		
5, Texas Southern, 11/3/25	Minutes	5, last Texas Southern, 11/3/25	

35 NOAH HAALAND

R-SR | F | 6-9 | 245 | Rathdrum, ID | Allan Hancock College

3+ STEALS	2025-26	CAREER
Tyon Grant-Foster	1	15
Braeden Smith	1	14
Emmanuel Innocenti		12
Steele Venters		6
Graham Ike		4
Ismaila Diagne		1
Braden Huff		1
Adam Miller		6
Braeden Smith		13
Jalen Warley	3	16
Mario Saint-Supery	2	2

CURRENT STREAKS

Overall	Won 2
Unranked teams anywhere	Won 10
Ranked teams anywhere	Won 1
Home	Won 4
Home WCC	Lost 1
Home non-conference	Won 9
Home unranked non-conference	Won8
Home ranked teams	Won 7
Home unranked teams	Won 3
Road	Won 5
Road WCC	Won 4
Road ranked teams	Won 2
Road unranked teams	Won 5
Neutral	Won 1
Neutral ranked teams	Won 1
Neutral unranked teams	Won 5

UNIFORM RECORDS

	2025-26	Since 16-17	Since 08-09
White	6-0	185-18	341-38
Gonzaga	3-0	149-13	305-33
ZAGS Throwback	1-0	34-5	34-5
Gray		9-2	9-2
Navy	2-1	57-11	106-33
Black	1-0	29-8	53-17
Teal		4-0	5-0
Royal Blue		1-0	1-0

Consecutive Made Free Throws (active streak)

Graham Ike	2
Ismaila Diagne	0
Braeden Smith	2
Jalen Warley	5
Tyon Grant-Foster	6
Adam Miller	0
Steele Venters	9
Emmanuel Innocenti	1
Braden Huff	1
Davis Fogle	6
Mario Saint-Supery	7

Consecutive Games with a Three-Point Field Goal

Braden Huff	0/4
Emmanuel Innocenti	9/6
Braeden Smith	0/8
Tyon Grant-Foster	0/20
Graham Ike	1/3
Steele Venters	2/18
Adam Miller	7/13
Jalen Warley	0/3
Mario Saint-Supery	4/4
Davis Fogle	1/1

* First number is active streak,second is career longest streak

STARTERS

Nov. 3 - Texas Southern	Smith	Grant-Foster	Innocenti	Huff	Ike
Nov. 8 - Oklahoma	Smith	Miller	Innocenti	Huff	Ike
Nov. 11 - Creighton	Smith	Miller	Innocenti	Huff	Ike
Nov. 14 - Arizona State	Smith	Miller	Innocenti	Huff	Ike
Nov. 17 - Southern Utah	Saint-Supery	Miller	Grant-Foster	Huff	Ike
Nov. 24 - Alabama	Saint-Supery	Miller	Grant-Foster	Huff	Ike
Nov. 25 - Maryland	Saint-Supery	Miller	Grant-Foster	Huff	Ike
Nov. 26 - Michigan	Saint-Supery	Miller	Grant-Foster	Huff	Ike
Dec. 5 - Kentucky	Saint-Supery	Venters	Innocenti	Huff	Ike
Dec. 7 - North Florida	Saint-Supery	Venters	Innocenti	Huff	Warley
Dec. 13 - UCLA					
Dec. 17 - Campbell					
Dec. 21 - Oregon					
Dec. 28 - Pepperdine					
Dec. 30 - San Diego					
Jan. 2 - Seattle					
Jan. 4 - Loyola Marymount					
Jan. 8 - Santa Clara					
Jan. 15 - Washington State					
Jan. 17 - Seattle					
Jan. 21 - Pepperdine					
Jan. 24 - San Francisco					
Jan. 31 - Saint Mary's					
Feb. 4 - Portland					
Feb. 7 - Oregon State					
Feb. 10 - Washington State					
Feb. 14 - Santa Clara					
Feb. 18 - San Francisco					
Feb. 21 - Pacific					
Feb. 25 - Portland					
Feb. 28 - Saint Mary's					

POINTS BREAKDOWN

	Off Turnovers	2nd Chance	In Paint	Fast Break	Bench	Ties	Leads
Nov. 3 - Texas Southern	18-7	23-10	56-22	22-4	48-21	1	3
Nov. 8 - Oklahoma	6-9	16-8	58-20	14-12	38-8	2	1
Nov. 11 - Creighton	27-5	48-20	9-3	12-13	34-24	2	3
Nov. 14 - Arizona State	15-16	12-13	32-22	12-14	28-15	2	3
Nov. 17 - Southern Utah	27-6	14-5	66-24	33-7	50-15	0	0
Nov. 24 - Alabama	14-9	25-10	52-42	16-10	18-27	8	11
Nov. 25 - Maryland	32-9	13-13	44-22	10-0	51-9	0	0
Nov. 26 - Michigan	5-16	11-7	34-42	10-13	18-38	0	0
Dec. 5 - Kentucky	10-8	10-15	46-18	8-11	32-19	0	0
Dec. 7 - North Florida	26-10	23-7	58-14	19-5	52-22	0	1
Dec. 13 - UCLA							
Dec. 17 - Campbell							
Dec. 21 - Oregon							
Dec. 28 - Pepperdine							
Dec. 30 - San Diego							
Jan. 2 - Seattle							
Jan. 4 - Loyola Marymount							
Jan. 8 - Santa Clara							
Jan. 15 - Washington State							
Jan. 17 - Seattle							
Jan. 21 - Pepperdine							
Jan. 24 - San Francisco							
Jan. 31 - Saint Mary's							
Feb. 4 - Portland							
Feb. 7 - Oregon State							
Feb. 10 - Washington State							
Feb. 14 - Santa Clara							
Feb. 18 - San Francisco							
Feb. 21 - Pacific							
Feb. 25 - Portland							
Feb. 28 - Saint Mary's							
TOTALS	184-97	155-87	494-246	156-89	369-198		
AVERAGE PER GAME	18.4-9.7	15.5-8.7	49.4-24.6	15.6-8.9	36.9-19.8		

GAME TRENDS

Largest Deficit Overcome

6 (9-15) | 12:37, 1st) Nov. 14 - at Arizona State
- GU regained lead 22-20 (8:32, 1st)

6 (15-21 | 9:42, 1st) Nov. 24 - vs. Alabama
- GU regained lead 34-33 (4:03, 1st)

Largest Deficit Overcome in Win

6 (9-15) | 12:37, 1st) Nov. 14 - at Arizona State
- GU regained lead 22-20 (8:32, 1st)

6 (15-21 | 9:42, 1st) Nov. 24 - vs. Alabama
- GU regained lead 34-33 (4:03, 1st)

Games Tied or Trailed at Half

29-53 vs. Michigan (11/26/25)

2025-26 Gonzaga Men's Basketball
Team High/Low Analysis
All games

as of Dec 08, 2025

Gonzaga - Game Highs

POINTS	122		Southern Utah (11/17/2025)
	109		North Florida (12/07/2025)
	100		vs Maryland (N) (11/25/2025)
	98		Texas Southern (11/03/2025)
	95		vs Alabama (N) (11/24/2025)
FIELD GOALS MADE	49		Southern Utah (11/17/2025)
	43		North Florida (12/07/2025)
FIELD GOAL ATTEMPTS	79		Oklahoma (11/08/2025)
	74		vs Michigan (N) (11/26/2025)
FIELD GOAL PERCENTAGE	.681	(49-72)	Southern Utah (11/17/2025)
	.614	(43-70)	North Florida (12/07/2025)
3 PT FG MADE	14		vs Maryland (N) (11/25/2025)
	10		North Florida (12/07/2025)
3 PT FG ATTEMPTS	33		vs Maryland (N) (11/25/2025)
	27		Creighton (11/11/2025)
3 PT FG PERCENTAGE	.571	(8-14)	Southern Utah (11/17/2025)
	.556	(10-18)	North Florida (12/07/2025)
FREE THROWS MADE	27		at Arizona St. (11/14/2025)
	19		vs Alabama (N) (11/24/2025)
FREE THROW ATTEMPTS	35		at Arizona St. (11/14/2025)
	26		vs Alabama (N) (11/24/2025)
FREE THROW PERCENTAGE	.813	(13-16)	vs Kentucky (N) (12/05/2025)
	.810	(17-21)	Texas Southern (11/03/2025)
REBOUNDS	56		Texas Southern (11/03/2025)
	48		North Florida (12/07/2025)
	48		vs Alabama (N) (11/24/2025)
ASSISTS	30		vs Maryland (N) (11/25/2025)
	26		North Florida (12/07/2025)
STEALS	18		Southern Utah (11/17/2025)
	12		North Florida (12/07/2025)
	12		vs Maryland (N) (11/25/2025)
BLOCKED SHOTS	8		Southern Utah (11/17/2025)
	5		at Arizona St. (11/14/2025)
TURNOVERS	14		at Arizona St. (11/14/2025)
	13		Texas Southern (11/03/2025)
FOULS	24		Creighton (11/11/2025)
	22		vs Michigan (N) (11/26/2025)
	22		at Arizona St. (11/14/2025)

2025-26 Gonzaga Men's Basketball
Team High/Low Analysis
All games

Opponent - Game Highs

POINTS	101		vs Michigan (N) (11/26/2025)
	85		vs Alabama (N) (11/24/2025)
	68		Oklahoma (11/08/2025)
	65		at Arizona St. (11/14/2025)
	63		Creighton (11/11/2025)
FIELD GOALS MADE	36		vs Michigan (N) (11/26/2025)
	31		vs Alabama (N) (11/24/2025)
FIELD GOAL ATTEMPTS	67		vs Alabama (N) (11/24/2025)
	61		Southern Utah (11/17/2025)
FIELD GOAL PERCENTAGE	.600	(36-60)	vs Michigan (N) (11/26/2025)
	.463	(31-67)	vs Alabama (N) (11/24/2025)
3 PT FG MADE	13		vs Michigan (N) (11/26/2025)
	10		North Florida (12/07/2025)
	10		at Arizona St. (11/14/2025)
3 PT FG ATTEMPTS	38		North Florida (12/07/2025)
	34		vs Kentucky (N) (12/05/2025)
3 PT FG PERCENTAGE	.481	(13-27)	vs Michigan (N) (11/26/2025)
	.333	(10-30)	at Arizona St. (11/14/2025)
FREE THROWS MADE	20		vs Kentucky (N) (12/05/2025)
	20		Creighton (11/11/2025)
FREE THROW ATTEMPTS	31		Creighton (11/11/2025)
	26		vs Kentucky (N) (12/05/2025)
FREE THROW PERCENTAGE	.889	(16-18)	Oklahoma (11/08/2025)
	.769	(20-26)	vs Kentucky (N) (12/05/2025)
REBOUNDS	44		vs Michigan (N) (11/26/2025)
	39		Oklahoma (11/08/2025)
ASSISTS	29		vs Michigan (N) (11/26/2025)
	13		vs Alabama (N) (11/24/2025)
STEALS	7		vs Michigan (N) (11/26/2025)
	7		vs Alabama (N) (11/24/2025)
	7		at Arizona St. (11/14/2025)
BLOCKED SHOTS	8		vs Michigan (N) (11/26/2025)
	6		at Arizona St. (11/14/2025)
TURNOVERS	23		Southern Utah (11/17/2025)
	18		North Florida (12/07/2025)
	18		vs Maryland (N) (11/25/2025)
FOULS	23		at Arizona St. (11/14/2025)
	21		Texas Southern (11/03/2025)

2025-26 Gonzaga Men's Basketball
Team High/Low Analysis
All games

Gonzaga - Game Lows

POINTS	61		vs Michigan (N) (11/26/2025)
	77		at Arizona St. (11/14/2025)
	83		Oklahoma (11/08/2025)
	90		Creighton (11/11/2025)
	94		vs Kentucky (N) (12/05/2025)
FIELD GOALS MADE	22		at Arizona St. (11/14/2025)
	25		vs Michigan (N) (11/26/2025)
FIELD GOAL ATTEMPTS	51		at Arizona St. (11/14/2025)
	63		vs Kentucky (N) (12/05/2025)
FIELD GOAL PERCENTAGE	.338	(25-74)	vs Michigan (N) (11/26/2025)
	.431	(22-51)	at Arizona St. (11/14/2025)
3 PT FG MADE	3		vs Michigan (N) (11/26/2025)
	6		vs Alabama (N) (11/24/2025)
	6		at Arizona St. (11/14/2025)
	6		Oklahoma (11/08/2025)
3 PT FG ATTEMPTS	14		Southern Utah (11/17/2025)
	18		North Florida (12/07/2025)
	18		vs Kentucky (N) (12/05/2025)
3 PT FG PERCENTAGE	.136	(3-22)	vs Michigan (N) (11/26/2025)
	.273	(6-22)	vs Alabama (N) (11/24/2025)
	.273	(6-22)	Oklahoma (11/08/2025)
FREE THROWS MADE	5		Oklahoma (11/08/2025)
	7		Creighton (11/11/2025)
FREE THROW ATTEMPTS	11		Oklahoma (11/08/2025)
	13		Creighton (11/11/2025)
FREE THROW PERCENTAGE	.455	(5-11)	Oklahoma (11/08/2025)
	.533	(8-15)	vs Michigan (N) (11/26/2025)
REBOUNDS	38		vs Michigan (N) (11/26/2025)
	39		vs Maryland (N) (11/25/2025)
ASSISTS	13		vs Alabama (N) (11/24/2025)
	16		at Arizona St. (11/14/2025)
STEALS	2		at Arizona St. (11/14/2025)
	5		vs Kentucky (N) (12/05/2025)
BLOCKED SHOTS	1		vs Kentucky (N) (12/05/2025)
	2		vs Michigan (N) (11/26/2025)
TURNOVERS	7		Creighton (11/11/2025)
	7		Oklahoma (11/08/2025)
FOULS	12		Southern Utah (11/17/2025)
	14		North Florida (12/07/2025)

2025-26 Gonzaga Men's Basketball
Team High/Low Analysis
All games

Opponent - Game Lows

POINTS	43		Texas Southern (11/03/2025)
	50		Southern Utah (11/17/2025)
	58		North Florida (12/07/2025)
	59		vs Kentucky (N) (12/05/2025)
	61		vs Maryland (N) (11/25/2025)
FIELD GOALS MADE	15		Texas Southern (11/03/2025)
	16		vs Kentucky (N) (12/05/2025)
FIELD GOAL ATTEMPTS	49		Creighton (11/11/2025)
	55		vs Maryland (N) (11/25/2025)
FIELD GOAL PERCENTAGE	.254	(15-59)	Texas Southern (11/03/2025)
	.267	(16-60)	vs Kentucky (N) (12/05/2025)
3 PT FG MADE	3		Texas Southern (11/03/2025)
	4		Southern Utah (11/17/2025)
3 PT FG ATTEMPTS	21		vs Maryland (N) (11/25/2025)
	21		Texas Southern (11/03/2025)
3 PT FG PERCENTAGE	.143	(3-21)	Texas Southern (11/03/2025)
	.160	(4-25)	Southern Utah (11/17/2025)
FREE THROWS MADE	8		North Florida (12/07/2025)
	10		Southern Utah (11/17/2025)
	10		Texas Southern (11/03/2025)
FREE THROW ATTEMPTS	13		North Florida (12/07/2025)
	15		Southern Utah (11/17/2025)
FREE THROW PERCENTAGE	.565	(13-23)	at Arizona St. (11/14/2025)
	.588	(10-17)	Texas Southern (11/03/2025)
REBOUNDS	25		North Florida (12/07/2025)
	26		Southern Utah (11/17/2025)
ASSISTS	5		Oklahoma (11/08/2025)
	7		Texas Southern (11/03/2025)
STEALS	2		Oklahoma (11/08/2025)
	5		vs Maryland (N) (11/25/2025)
BLOCKED SHOTS	0		vs Kentucky (N) (12/05/2025)
	0		Creighton (11/11/2025)
TURNOVERS	10		at Arizona St. (11/14/2025)
	11		vs Kentucky (N) (12/05/2025)
FOULS	14		Creighton (11/11/2025)
	16		Southern Utah (11/17/2025)

2025-26 Gonzaga Men's Basketball
Player Highs Analysis
All games

Gonzaga - Individual Game Highs

POINTS	28		Graham Ike vs Kentucky (N) (12/05/2025)
	24		Braden Huff vs North Florida (12/07/2025)
	22		Braden Huff vs Southern Utah (11/17/2025)
	21		Graham Ike vs Alabama (N) (11/24/2025)
	21		Tyon Grant-Foster vs Alabama (N) (11/24/2025)
FIELD GOALS MADE	12		Braden Huff vs North Florida (12/07/2025)
	11		Graham Ike vs Kentucky (N) (12/05/2025)
	11		Braden Huff vs Southern Utah (11/17/2025)
FIELD GOAL ATTEMPTS	19		Graham Ike vs Alabama (N) (11/24/2025)
	18		Graham Ike vs Kentucky (N) (12/05/2025)
FIELD GOAL PERCENTAGE (min 5 made)	.900	(9-10)	Braden Huff vs Maryland (N) (11/25/2025)
	.846	(11-13)	Braden Huff vs Southern Utah (11/17/2025)
3 PT FG MADE	5		Emmanuel Innocenti vs Maryland (N) (11/25/2025)
	4		Steele Venters vs North Florida (12/07/2025)
	4		Mario Saint-Supery vs North Florida (12/07/2025)
	4		Steele Venters vs Maryland (N) (11/25/2025)
	4		Steele Venters vs Alabama (N) (11/24/2025)
	4		Graham Ike vs Creighton (11/11/2025)
3 PT FG ATTEMPTS	8		Steele Venters vs Alabama (N) (11/24/2025)
	7		Steele Venters vs Maryland (N) (11/25/2025)
	7		Emmanuel Innocenti vs Maryland (N) (11/25/2025)
	7		Adam Miller at Arizona St. (11/14/2025)
	7		Adam Miller vs Oklahoma (11/08/2025)
3 PT FG PERCENTAGE (min 2 made)	1.000	(4-4)	Mario Saint-Supery vs North Florida (12/07/2025)
	1.000	(4-4)	Graham Ike vs Creighton (11/11/2025)
	1.000	(3-3)	Mario Saint-Supery vs Southern Utah (11/17/2025)
	1.000	(2-2)	Mario Saint-Supery vs Creighton (11/11/2025)
FREE THROWS MADE	12		Graham Ike at Arizona St. (11/14/2025)
	10		Mario Saint-Supery vs Alabama (N) (11/24/2025)
FREE THROW ATTEMPTS	15		Graham Ike at Arizona St. (11/14/2025)
	11		Mario Saint-Supery vs Alabama (N) (11/24/2025)
FREE THROW PERCENTAGE (min 3 made)	1.000	(5-5)	Tyon Grant-Foster vs Texas Southern (11/03/2025)
	1.000	(4-4)	Graham Ike vs Maryland (N) (11/25/2025)
	1.000	(4-4)	Davis Fogle vs Southern Utah (11/17/2025)
	1.000	(4-4)	Mario Saint-Supery at Arizona St. (11/14/2025)
	1.000	(3-3)	Steele Venters vs Michigan (N) (11/26/2025)
	1.000	(3-3)	Mario Saint-Supery vs Southern Utah (11/17/2025)
REBOUNDS	12		Tyon Grant-Foster at Arizona St. (11/14/2025)
	11		Graham Ike vs Alabama (N) (11/24/2025)
	11		Graham Ike vs Oklahoma (11/08/2025)
	11		Graham Ike vs Texas Southern (11/03/2025)
ASSISTS	9		Mario Saint-Supery vs Maryland (N) (11/25/2025)
	9		Braeden Smith at Arizona St. (11/14/2025)
STEALS	6		Mario Saint-Supery vs Southern Utah (11/17/2025)
	5		Braeden Smith vs Maryland (N) (11/25/2025)
BLOCKED SHOTS	4		Ismaila Diagne vs Southern Utah (11/17/2025)
	3		Tyon Grant-Foster vs Oklahoma (11/08/2025)
	3		Ismaila Diagne vs Texas Southern (11/03/2025)
TURNOVERS	5		Graham Ike at Arizona St. (11/14/2025)
	3		Davis Fogle vs Michigan (N) (11/26/2025)
	3		Mario Saint-Supery vs Alabama (N) (11/24/2025)
	3		Tyon Grant-Foster vs Oklahoma (11/08/2025)

2025-26 Gonzaga Men's Basketball
Player Highs Analysis
All games

Opponent - Individual Game Highs

POINTS	29		Labaron Philon vs Alabama (N) (11/24/2025)
	21		Xzayvier Brown vs Oklahoma (11/08/2025)
	20		Yaxel Lendeborg vs Michigan (N) (11/26/2025)
	18		Nijel Pack vs Oklahoma (11/08/2025)
	17		Trey McKenney vs Michigan (N) (11/26/2025)
FIELD GOALS MADE	11		Labaron Philon vs Alabama (N) (11/24/2025)
	8		Xzayvier Brown vs Oklahoma (11/08/2025)
FIELD GOAL ATTEMPTS	18		Labaron Philon vs Alabama (N) (11/24/2025)
	15		Aden Holloway vs Alabama (N) (11/24/2025)
	15		Maurice Odum at Arizona St. (11/14/2025)
	15		Nijel Pack vs Oklahoma (11/08/2025)
FIELD GOAL PERCENTAGE (min 5 made)	.833	(5-6)	Morez Johnson Jr. vs Michigan (N) (11/26/2025)
	.667	(6-9)	Yaxel Lendeborg vs Michigan (N) (11/26/2025)
	.667	(6-9)	Aday Mara vs Michigan (N) (11/26/2025)
	.667	(6-9)	Trey McKenney vs Michigan (N) (11/26/2025)
	.667	(6-9)	Aiden Sherrell vs Alabama (N) (11/24/2025)
3 PT FG MADE	4		Nimari Burnett vs Michigan (N) (11/26/2025)
	4		Maurice Odum at Arizona St. (11/14/2025)
3 PT FG ATTEMPTS	13		Kent Jackson vs North Florida (12/07/2025)
	11		Maurice Odum at Arizona St. (11/14/2025)
3 PT FG PERCENTAGE (min 2 made)	1.000	(4-4)	Nimari Burnett vs Michigan (N) (11/26/2025)
	1.000	(2-2)	London Jemison vs Alabama (N) (11/24/2025)
FREE THROWS MADE	9		Otega Oweh vs Kentucky (N) (12/05/2025)
	6		Yaxel Lendeborg vs Michigan (N) (11/26/2025)
	6		Jasen Green vs Creighton (11/11/2025)
	6		Derrion Reid vs Oklahoma (11/08/2025)
FREE THROW ATTEMPTS	10		Otega Oweh vs Kentucky (N) (12/05/2025)
	7		Yaxel Lendeborg vs Michigan (N) (11/26/2025)
	7		Darius Adams vs Maryland (N) (11/25/2025)
	7		Labaron Philon vs Alabama (N) (11/24/2025)
	7		Jasen Green vs Creighton (11/11/2025)
FREE THROW PERCENTAGE (min 3 made)	1.000	(6-6)	Derrion Reid vs Oklahoma (11/08/2025)
	1.000	(4-4)	Josh Dix vs Creighton (11/11/2025)
	1.000	(3-3)	Roddy Gayle Jr. vs Michigan (N) (11/26/2025)
	1.000	(3-3)	Aden Holloway vs Alabama (N) (11/24/2025)
REBOUNDS	11		Yaxel Lendeborg vs Michigan (N) (11/26/2025)
	11		Keitenn Bristow vs Alabama (N) (11/24/2025)
	11		Santiago Trouet at Arizona St. (11/14/2025)
ASSISTS	13		Elliot Cadeau vs Michigan (N) (11/26/2025)
	7		Labaron Philon vs Alabama (N) (11/24/2025)
	7		Maurice Odum at Arizona St. (11/14/2025)
STEALS	4		Yaxel Lendeborg vs Michigan (N) (11/26/2025)
	3		Collin Chandler vs Kentucky (N) (12/05/2025)
BLOCKED SHOTS	3		Morez Johnson Jr. vs Michigan (N) (11/26/2025)
	3		Aiden Sherrell vs Alabama (N) (11/24/2025)
	3		Mohamed Wague vs Oklahoma (11/08/2025)
TURNOVERS	8		Zach Bell vs Southern Utah (11/17/2025)
	7		Elijah Duval vs Southern Utah (11/17/2025)
FOULS	5		BJ Plummer vs North Florida (12/07/2025)
	5		Brandon Garrison vs Kentucky (N) (12/05/2025)
	5		Taylor Bol Bowen vs Alabama (N) (11/24/2025)
	5		Allen Mukeba at Arizona St. (11/14/2025)

2025-26 Gonzaga Men's Basketball
Season/Career Statistics
All games

as of Dec 08, 2025

Summary

	Season Statistics										Career Statistics									
Player	GP-GS	MIN/G	FG%	3FG%	FT%	R/G	A/G	STL	BLK	PTS/G	GP-GS	MIN/G	FG%	3FG%	FT%	R/G	A/G	STL	BLK	PTS/G
ARAUZMOORE, Joaquim	4-0	2.8	1.000	1.000	.000	0.8	0.3	1	0	0.8	8-0	2.7	.429	.500	.000	0.9	0.1	2	0	1.0
DIAGNE, Ismaila	8-0	9.1	.615	.000	.333	3.4	0.3	1	10	2.4	18-0	7.7	.714	.000	.619	2.5	0.1	6	14	2.9
FOGLE, Davis	8-0	8.5	.548	.500	.857	1.8	0.5	5	1	6.9	8-0	8.5	.548	.500	.857	1.8	0.5	5	1	6.9
GRANT-FOSTER, Tyon	10-5	21.2	.469	.167	.703	5.9	0.8	7	11	12.0	93-57	24.3	.430	.271	.713	5.1	1.3	117	110	13.6
HAALAND, Noah	5-0	3.6	.333	.000	.000	1.0	0.0	1	0	0.8	8-0	3.4	.286	.000	.000	1.0	0.0	1	0	0.5
HUFF, Braden	10-10	24.0	.656	.167	.471	5.1	1.4	5	5	17.0	80-14	16.2	.599	.303	.600	3.6	0.9	24	50	11.0
IKE, Graham	9-9	26.4	.509	.353	.791	8.1	2.4	6	5	16.4	124-117	25.7	.565	.358	.759	7.8	1.3	77	63	17.0
INNOCENTI, Emmanuel	10-6	18.9	.590	.455	.000	2.9	1.8	6	0	5.6	76-42	22.0	.418	.328	.780	4.1	2.0	83	14	4.5
MILLER, Adam	10-7	19.0	.486	.348	.727	1.9	1.1	5	0	9.6	127-122	29.0	.392	.343	.787	2.5	1.4	100	10	10.3
ORNESS, Cade	4-0	2.7	1.000	.000	.333	0.0	0.0	1	0	0.8	4-0	2.7	1.000	.000	.333	0.0	0.0	1	0	0.8
SAINT-SUPERY, Mario	10-6	21.9	.439	.536	.852	3.3	5.0	17	1	8.8	10-6	21.9	.439	.536	.852	3.3	5.0	17	1	8.8
SMITH, Braeden	10-4	17.1	.400	.267	.714	2.5	4.5	14	0	3.7	80-74	29.1	.429	.326	.803	4.4	5.0	125	5	11.0
VENTERS, Steele	10-2	16.8	.404	.378	1.000	1.5	1.5	10	1	6.6	94-69	26.8	.451	.400	.851	2.8	1.6	71	43	12.7
WARLEY, Jalen	10-1	19.4	.600	.000	.727	4.7	1.4	13	3	6.4	106-59	23.4	.436	.294	.702	2.7	2.7	133	27	6.1

Scoring

	Season Statistics								Career Statistics							
Player	FG-FGA	FG%	3FG-3FGA	3FG%	FT-FTA	FT%	PTS	PTS/G	FG-FGA	FG%	3FG-3FGA	3FG%	FT-FTA	FT%	PTS	PTS/G
ARAUZMOORE, Joaquim	1-1	1.000	1-1	1.000	0-0	.000	3	0.8	3-7	.429	2-4	.500	0-0	.000	8	1.0
DIAGNE, Ismaila	8-13	.615	0-0	.000	3-9	.333	19	2.4	20-28	.714	0-0	.000	13-21	.619	53	2.9
FOGLE, Davis	23-42	.548	3-6	.500	6-7	.857	55	6.9	23-42	.548	3-6	.500	6-7	.857	55	6.9
GRANT-FOSTER, Tyon	45-96	.469	4-24	.167	26-37	.703	120	12.0	405-942	.430	81-299	.271	376-527	.713	1267	13.6
HAALAND, Noah	2-6	.333	0-3	.000	0-0	.000	4	0.8	2-7	.286	0-4	.000	0-0	.000	4	0.5
HUFF, Braden	80-122	.656	2-12	.167	8-17	.471	170	17.0	389-649	.599	33-109	.303	72-120	.600	883	11.0
IKE, Graham	54-106	.509	6-17	.353	34-43	.791	148	16.4	808-1429	.565	29-81	.358	462-609	.759	2107	17.0
INNOCENTI, Emmanuel	23-39	.590	10-22	.455	0-0	.000	56	5.6	125-299	.418	44-134	.328	46-59	.780	340	4.5
MILLER, Adam	36-74	.486	16-46	.348	8-11	.727	96	9.6	433-1104	.392	237-691	.343	199-253	.787	1302	10.3
ORNESS, Cade	1-1	1.000	0-0	.000	1-3	.333	3	0.8	1-1	1.000	0-0	.000	1-3	.333	3	0.8
SAINT-SUPERY, Mario	25-57	.439	15-28	.536	23-27	.852	88	8.8	25-57	.439	15-28	.536	23-27	.852	88	8.8
SMITH, Braeden	14-35	.400	4-15	.267	5-7	.714	37	3.7	300-699	.429	91-279	.326	188-234	.803	879	11.0
VENTERS, Steele	21-52	.404	17-45	.378	7-7	1.000	66	6.6	413-915	.451	193-482	.400	177-208	.851	1196	12.7
WARLEY, Jalen	24-40	.600	0-0	.000	16-22	.727	64	6.4	225-516	.436	20-68	.294	174-248	.702	644	6.1

Totals

	Season Statistics								Career Statistics							
Player	O-REB	D-REB	TOTAL	PF	FO	A	TO	A/TO	O-REB	D-REB	TOTAL	PF	FO	A	TO	A/TO
ARAUZMOORE, Joaquim	1	2	3	2	0	1	0	0.0	3	4	7	2	0	1	0	0.0
DIAGNE, Ismaila	7	20	27	7	0	2	1	2.0	13	32	45	24	0	2	8	0.3
FOGLE, Davis	8	6	14	7	0	4	5	0.8	8	6	14	7	0	4	5	0.8
GRANT-FOSTER, Tyon	25	34	59	21	0	8	16	0.5	112	358	470	169	0	121	186	0.7
HAALAND, Noah	1	4	5	3	0	0	1	0.0	1	7	8	5	0	0	1	0.0
HUFF, Braden	23	28	51	30	2	14	11	1.3	114	174	288	156	3	69	41	1.7
IKE, Graham	17	56	73	24	1	22	10	2.2	278	690	968	378	12	157	253	0.6
INNOCENTI, Emmanuel	10	19	29	18	0	18	6	3.0	61	249	310	151	1	151	73	2.1
MILLER, Adam	4	15	19	13	0	11	6	1.8	41	280	321	249	2	184	186	1.0
ORNESS, Cade	0	0	0	2	0	0	3	0.0	0	0	0	2	0	0	3	0.0
SAINT-SUPERY, Mario	6	27	33	18	0	50	16	3.1	6	27	33	18	0	50	16	3.1
SMITH, Braeden	1	24	25	11	0	45	12	3.8	21	331	352	110	0	396	163	2.4
VENTERS, Steele	2	13	15	12	1	15	8	1.9	50	213	263	213	6	150	140	1.1
WARLEY, Jalen	15	32	47	24	1	14	9	1.6	86	198	284	234	6	289	134	2.2

QUICKIE GAME RECORDS

Individual Game

Points
- 52 - Frank Burgess vs. UC-Davis (1-26-61)
- 50 - Jean Claude Lefebvre vs. Whitworth (2-18-58)
- 45 - Kyle Wiltjer at Pacific (2-19-15)
- 44 - Adam Morrison at Loyola Marymount (2-18-06)
- 44 - Frank Burgess vs. Whitworth (12-12-60)
- 44 - Jerry Vermillion vs. Whitman (12-16-53)

Field Goals Made
- 20 - Jean Claude Lefebvre vs. Whitworth (2-18-58)
- 18 - Adam Morrison at Washington (12-4-05)
- 18 - Jim McPhee vs. Loyola Marymount (1-27-90)
- 18 - Jim McPhee vs. Loyola Marymount (1-19-90)
- 18 - Frank Burgess vs. UC Davis (1-26-61)

Free Throws Made
- 16 - Ronny Turiaf vs. Cincinnati (NCAA - 3-20-03)
- 16 - Blake Stepp vs. Washington (12-2-02)
- 16 - Ronny Turiaf vs. Indiana (11-26-02)
- 16 - Frank Burgess (4 times)

Free Throw Percentage (1.000 - min. 10 attempts)
- (15-15) - Sam Dower vs. Santa Clara (3-8-14)
- (15-15) - Geoff Goss vs. Idaho State (1-6-93)
- (15-15) - Frank Burgess vs. Idaho (3-3-61)

Three-Pointers Made
- 9 - Corey Kispert vs. Virginia (12-26-20)
- 9 - Kevin Pangos vs. Washington State (11-14-11)
- 9 - Dan Dickau vs. Loyola Marymount (1-20-02)

Rebounds
- 33 - Jim Dixon vs. Eastern Washington (1-23-61)
- 28 - Paul Cathey vs. Nevada-Las Vegas (12-28-77)

Under Few
- 22 - Josh Heytvelt at Pepperdine (2-3-07)
- 20 - Domantas Sabonis at Pacific (1-23-16)

Offensive Rebounds

Under Few
- 8 - Ben Gregg at Oregon State (1-16-25)
- 8 - Drew Timme vs. San Diego (2-2-23-23)
- 8 - Brandon Clarke vs. Washington (12-5-18)
- 8 - Abdullahi Kuso vs. CSUN (12-8-07)
- 8 - Ronny Turiaf vs. UMass (12-4-04)

Assists
- 16 - Blake Stepp vs. Long Beach State (12-20-02)
- 15 - Ryan Nembhard vs. Santa Clara (1-18-25)
- 14 - Ryan Nembhard vs. Davidson (11-29-24)
- 14 - Andrew Nembhard at Pepperdine (2-16-22)
- 14 - Joel Ayayi at Portland (1-9-21)

Steals (Under Mark Few)
- 7 - Derek Raivio vs. Montana (11-21-04)
- ***6 - Mario Saint-Supery vs. Southern Utah (11-17-25)***
- 6 - Andrew Nembhard at BYU (2-5-22)
- 6 - Nigel Williams-Goss vs. Saint Mary's (3-7-17)
- 6 - David Stockton vs. South Dakota (11-18-12)
- 6 - Jeremy Pargo vs. Loyola Marymount (2-11-08)
- 6 - Derek Raivio vs. Loyola Marymount (1-6-07)

Blocks (Under Mark Few)
- 7 - Chet Holmgren vs. Dixie State (11-9-21)
- 7 - Chet Holmgren vs. Georgia State (3-17-22)
- 7 - Przemek Karnowski vs. Saint Mary's (1-2-14)

Team Game

Points Scored - Gonzaga
- 136 vs. Loyola Marymount, 2-18-89 (L 147-136)

Under Few
- 123 vs. Eastern Oregon, 11-14-23 (123-57)

Points Scored - Opponent
- 147 - Loyola Marymount, 2-18-89 (147-146)

Biggest Margin of Victory
- 78 - Eastern Oregon, 12-28-22 (120-42)
- ***72 - Southern Utah, 11-17-25 (120-55)***
- 66 - Eastern Oregon, 11-14-23 (123-57)

Biggest Margin of Defeat
- 69 vs. Montana, 2-5-45 (103-34)

Rebounds
- 74 vs. Idaho, 1-22-66

Under Few
- 58 vs. Eastern Oregon, 11-14-23

Field Goals Made
- 52 vs. Eastern Oregon, 11-14-23

Field Goals Attempted
- 84 vs. Loyola Marymount, 1-19-90

Field Goal Percentage - Game
- 71.8 vs. Saint Mary's, 1-13-96 (28-39)
- 70.8 vs. Washington State, 12-28-03 (34-48)
- 70.4 vs. Warner Pacific, 12-21-88 (38-54)

Field Goal Percentage - Half
- 84.5 vs. Denver, 12-21-18 (101-40)
- 80.0 vs. San Francisco, 1-16-88 (16-20)
- 80.0 vs. Santa Clara, 1-23-82 (12-15)

Free Throws Made
- 41 vs. Davidson, 12-12-09
- 41 vs. Fairfield, 12-11-90
- 37 vs. San Francisco, 1-15-94

Free Throws Attempted
- 54 vs. Davidson, 12-12-09
- 53 vs. Loyola Marymount, 2-24-84
- 51 vs. Fairfield, 12-11-90
- 51 vs. Eastern Washington, 11-11-11

Free Throw Percentage - Game (Min. 10 attempts)
- 1.000 vs. BYU, 1-25-14 (12-12)
- 1.000 vs. Mich St, 11-22-05 (26-26)* (12-12 in OT)
- 1.000 vs. Eastern Washington, 12-11-93 (20-20)
- 1.000 vs. Pepperdine, 1-13-11 (12-12)
- 1.000 vs. BYU (1-25-14) (12-12)

Free Throw Percentage - Half (Min. 10 attempts)
- 1.000 vs. Portland State, 1-12-81 (22-22)
- 1.000 vs. Cal State Bakersfield, 2-28-11 (14-14)
- 1.000 at Portland, 2-5-09 (11-11)
- 1.000 vs. Eastern Washington, 12-11-93 (11-11)

Three-Pointers Made
- 18 vs. Portland, 1-29-22
- 17 vs. Portland, 1-14-23
- 16 vs. Pepperdine, 12-21-15

Three-Pointers Attempted
- 41 vs. Portland, 1-29-22
- 38 vs. Portland, 1-14-23
- 37 vs. Pepperdine, 12-21-15

Three-Point Percentage - Game (Min. 10 attempts)
- 76.9 vs. Pacific, 1-4-14 (10-13)
- 70.0 vs. Pepperdine, 1-14-06 (7-10)
- 68.8 vs. E. Washington, 11-30-10 (11-16)

Consecutive Free Throws
- 27 vs. Michigan State, 11-22-05

Fewest Turnovers
- 2, at Santa Clara, 1-24-19
- 3 vs. San Francisco, 2-18-95
- 3 vs. Penn State, 12-30-88

Assists
- 33 vs. Pepperdine, 2-15-25
- 32 vs. Loyola Marymount, 1-19-80
- 31 at Portland, 1-25-25
- 31 vs. Carroll College, 11-28-90
- ***30 vs. Maryland, 11-26-25***

Steals
- 19 vs. Eastern Oregon, 12-28-22
- ***18 vs. Southern Utah, 11-17-25***
- 18 vs. Southern Utah, 11-9-12
- 18 vs. USC Upstate, 3-3-09

Blocked Shots
- 11 vs. Pepperdine, 2-10-10
- 11 vs. Portland, 2-24-05
- 11 vs. Santa Clara, 1-25-01
- 11 vs. Saint Mary's, 2-11-99
- 11 vs. St. Peter's, 11-30-90

WHERE ARE THEY NOW

Bryan Alberts (2014-17)
3x3 Netherlands National Team

Martynas Arlauskas (2019-22)
Galati in Romanian Liga Nationala

Joel Ayayi (2017-21)
Paris Basketball in French Betclic ELITE ProA

Khalif Battle (2024-25)
Dolomiti Energia Trentino in Italian Serie A

Rasir Bolton (2021-23)
Napoli in Italian Serie A

Ira Brown (2007-09)
Alvark Tokyo in East Asia Super League

Brandon Clarke (2017-19)
Memphis Grizzlies in the NBA

Zach Collins (2016-17)
Chicago Bulls in the NBA

Aaron Cook (2020-21)
ZZ Leiden in the BNXT League

Geno Crandall (2018-19)
Benfica in Portugal

Austin Daye (2007-10)
Kings in Taiwanese PLeague

Micah Downs (2006-09)
Barreirense in Portuguese Proliga

Admon Gilder (2019-20)
Gambusinos de Fresnillo in Mexican LNBP

Ben Gregg (2020-25)
SIG Strasbourg in French Betclic ELITE ProA

Rui Hachimura (2016-19)
Los Angeles Lakers in the NBA

Elias Harris (2009-13)
Bayern Muenchen in German BBL

Nolan Hickman (2021-25)
Capital City GoGo in NBA G League

Chet Holmgren (2021-22)
Oklahoma City Thunder in the NBA

Jeremy Jones (2015-19)
Toyotsu Fighting Eagles Nagoya in Japanese B1 League

Corey Kispert (2017-21)
Washington Wizards in the NBA

Luka Krajnovic (2023-24)
Samobor in Croatia

Matthew Lang (2018-22)
East Perth Eagles in Australian NBL One

Guy Landry Edi (2010-13)
Calgary Surge in CEBL

Jordan Mathews (2016-17)
Nacional in Uruguayan LUB

Silas Melson (2014-18)
Oostendein in Belgium

Andrew Nembhard (2020-22)
Indiana Pacers in the NBA

Ryan Nembhard (2023-25)
Dallas Mavericks in the NBA

Kelly Olynyk (2010-14)
New Orleans Pelicans in the NBA

Kevin Pangos (2011-15)
Napoli in Italian Serie A

Jeremy Pargo (2005-09)
Detroit Amps in the Big3

Josh Perkins (2014-19)
Dorados de Chihuahua in Mexican LNBP

Filip Petrusev (2018-20)
BC Dubai in United Arab Emirates

Domantas Sabonis (2014-16)
Sacramento Kings in the NBA

Malachi Smith (2021-23)
Memphis Hustle in NBA G League

David Stockton (2010-14)
Piratas de Quebradillas in Puerto Rican BSN

Julian Strawther (2020-23)
Denver Nuggets in the NBA

Jalen Suggs (2020-21)
Orlando Magic in the NBA

Killian Tillie (2016-20)
Unicaja Malaga in Spanish Liga Endesa

Drew Timme (2019-23)
Los Angeles Lakers in the NBA

Anton Watson (2019-24)
Los Angeles Lakers in the NBA

Byron Wesley (2014-15)
Metal in Mongolian MBL

Johnathan Williams III (2015-18)
London Lions in British SLB

Nigel Williams-Goss (2015-17)
B.C. Zalgiris Kaunas in Lithuania

Kyle Wiltjer (2014-16)
Umana Reyer Venezia in Italian Serie A

Ryan Woolridge (2018-19)
Panionios in Greek GBL

GONZAGA

27 NCAA TOURNAMENT APPEARANCES | 2 FINAL FOURS | 6 ELITE EIGHTS | 14 SWEET 16 APPEARANCES
33 AP ALL AMERICANS | 26 WCC REGULAR SEASON TITLES | 22 WCC TOURNAMENT TITLES
32 NBA PLAYERS | 30 NBA DRAFT SELECTIONS | 11 CURRENT NBA PLAYERS | 4 NBA CHAMPIONS

LAST FOUR BOX SCORES

Official Basketball Box Score - Final
North Florida at Gonzaga
12/07/25 McCarthey Athletic Center, Spokane, WA
2025-26 Men's Basketball

Game Time: 6:00 PM
Game Duration: 1:53
Attendance: 6,000

Officials: D.J. Carstensen, Deldre Carr, Justin Shamion

North Florida - 58 Record: 2-7

NO.	Name		Min	FG M-A	3P M-A	FT M-A	Rebounds OR	DR	TOT	Fouls PF	FD	TP	AS	TO	ST	Blocks BS	BA	+/-
21	Dalton Gayman	F	17:47	1-6	1-4	2-2	0	0	0	1	3	5	0	4	0	1	1	-28
2	Mason Lee	G	21:57	0-3	0-3	0-0	1	4	5	0	0	0	3	1	0	0	0	-22
4	Devin Hines	G	22:59	3-6	1-2	2-2	1	0	1	1	2	9	0	3	1	0	0	-34
10	Kent Jackson	G	28:08	4-14	3-13	0-0	0	6	6	0	2	11	2	1	1	0	0	-31
11	Kamrin Oriol	G	32:51	4-9	3-7	0-1	0	2	2	3	2	11	1	5	1	0	1	-42
1	BJ Plummer		18:23	2-6	0-3	0-1	1	0	1	5	1	4	2	2	0	0	0	-13
22	Trey Cady		23:32	5-10	2-3	2-2	0	3	3	3	2	14	1	0	0	0	1	-31
5	Dante Oliver		15:54	0-3	0-1	0-2	1	1	2	1	1	0	1	0	1	0	1	-27
7	Nestor Dyachok		10:32	0-2	0-2	2-3	0	0	0	3	1	2	1	1	1	0	0	-24
3	Taylor Thompson		03:39	0-0	0-0	0-0	0	0	0	0	0	0	0	1	0	0	0	-4
25	Gabe Jacobs		04:18	1-1	0-0	0-0	0	1	1	1	0	2	0	1	1	0	0	1
Team							3	1	4	0		0		0				
Totals				20-60	10-38	8-13	7	18	25	18	14	58	12	18	6	1	4	-51

Shooting By Period		
1st FG%	11-33	33.3%
3PT%	6-23	26.1%
FT%	0-0	0%
2nd FG%	9-27	33.3%
3PT%	4-15	26.7%
FT%	8-13	61.5%
GM FG%	20-60	33.3%
3PT%	10-38	26.3%
FT%	8-13	61.5%

Dead Ball Rebounds: 2, 0

Major Fouls: NONE

Gonzaga - 109 Record: 9-1

NO.	Name		Min	FG M-A	3P M-A	FT M-A	Rebounds OR	DR	TOT	Fouls PF	FD	TP	AS	TO	ST	Blocks BS	BA	+/-
2	Steele Venters	F	17:34	4-7	4-6	0-0	0	0	0	1	0	12	3	1	2	0	0	36
5	Emmanuel Innocenti	F	14:50	1-2	0-1	0-0	0	0	0	2	1	2	3	0	1	0	0	24
34	Braden Huff	F	25:56	12-17	0-0	0-0	4	3	7	1	2	24	1	1	1	1	0	30
8	Jalen Warley	G	16:21	2-5	0-0	2-2	1	4	5	0	1	6	2	1	3	1	0	33
17	Mario Saint-Supery	G	19:42	4-4	4-4	1-1	0	3	3	1	2	13	7	2	2	0	0	31
3	Braeden Smith		17:31	1-3	0-0	0-0	0	5	5	1	0	2	4	1	1	0	0	19
7	Tyon Grant-Foster		22:19	5-12	0-1	9-10	1	5	6	2	7	19	1	2	1	0	1	26
23	Adam Miller		16:20	4-5	1-2	0-1	0	3	3	1	1	9	3	1	0	0	0	23
24	Ismaila Diagne		21:49	2-2	0-0	0-2	3	5	8	2	2	4	1	0	0	2	0	20
4	Davis Fogle		18:12	7-10	1-3	0-0	0	2	2	2	1	15	1	1	1	0	0	14
35	Noah Haaland		04:18	1-3	0-1	0-0	1	2	3	0	0	2	0	0	0	0	0	-1
10	Joaquim ArauzMoore		02:47	0-0	0-0	0-0	1	0	1	1	0	0	0	0	0	0	0	1
0	Cade Orness		02:21	0-0	0-0	1-2	0	0	0	0	1	1	0	2	0	0	0	-1
Team							2	3	5	0		0		0				
Totals				43-70	10-18	13-18	13	35	48	14	18	109	26	12	12	4	1	51

Shooting By Period		
1st FG%	21-33	63.6%
3PT%	5-9	55.6%
FT%	6-10	60%
2nd FG%	22-37	59.5%
3PT%	5-9	55.6%
FT%	7-8	87.5%
GM FG%	43-70	61.4%
3PT%	10-18	55.6%
FT%	13-18	72.2%

Dead Ball Rebounds: 1, 1

Major Fouls: NONE

	UNF	GON
Biggest lead	2 (1st 19:17)	52 (2nd 4:27)
Best Scoring Run	6 (1st 0:57)	20 (1st 2:34)
Lead Changes	1	
Times Tied	0	
Time with Lead	00:19	38:58

Points from	UNF	GON
Turnovers	10	26
Paint	14	58
Second Chance	7	23
Fast Breaks	5	19
Bench	22	52

Period by Period Scoring	1st	2nd	TOT
UNF	28	30	58
GON	53	56	109

Official Basketball Box Score - Final
Gonzaga at Kentucky
12/05/25 Bridgestone Arena, Nashville
2025-26 Men's Basketball

Game Time: 6:00 PM
Game Duration: 2:16
Attendance: 18,507

Officials: Courtney Green, Pat Adams, Marques Pettigrew

Gonzaga - 94 Record: 8-1

NO.	Name		Min	FG M-A	3P M-A	FT M-A	Rebounds OR	DR	TOT	Fouls PF	FD	TP	AS	TO	ST	Blocks BS	BA	+/-
2	Steele Venters	F	20:06	1-4	1-4	0-0	0	0	0	1	0	3	3	0	1	0	0	20
5	Emmanuel Innocenti	F	23:16	2-2	1-1	0-0	1	5	6	2	0	5	6	0	0	0	0	23
15	Graham Ike	F	30:06	11-18	1-1	5-6	5	5	10	3	7	28	3	2	1	0	0	36
34	Braden Huff	F	30:46	9-11	0-0	2-3	2	0	2	2	2	20	3	2	1	0	0	27
17	Mario Saint-Supery	G	21:01	2-5	2-4	0-0	0	3	3	2	1	6	2	1	0	0	0	15
3	Braeden Smith		18:59	4-7	1-2	2-3	0	6	6	1	2	11	6	2	2	0	0	20
7	Tyon Grant-Foster		15:56	1-5	0-1	2-2	1	2	3	3	1	4	0	1	0	1	0	12
23	Adam Miller		17:27	4-6	3-5	0-0	0	4	4	1	0	11	1	0	0	0	0	11
8	Jalen Warley		15:37	2-3	0-0	2-2	1	4	5	3	3	6	0	1	0	0	0	4
24	Ismaila Diagne		03:31	0-0	0-0	0-0	0	1	1	0	1	0	0	0	0	0	0	3
4	Davis Fogle		03:15	0-2	0-0	0-0	0	0	0	0	0	0	0	0	0	0	0	4
Team							0	3	3	0		0		0				
Totals				36-63	9-18	13-16	10	33	43	18	17	94	24	9	5	1	0	35

Shooting By Period		
1st FG%	17-34	50.0%
3PT%	3-11	27.3%
FT%	6-8	75%
2nd FG%	19-29	65.5%
3PT%	6-7	85.7%
FT%	7-8	87.5%
GM FG%	36-63	57.1%
3PT%	9-18	50.0%
FT%	13-16	81.3%

Dead Ball Rebounds: 1, 0

Major Fouls: NONE

Kentucky - 59 Record: 5-4

NO.	Name		Min	FG M-A	3P M-A	FT M-A	Rebounds OR	DR	TOT	Fouls PF	FD	TP	AS	TO	ST	Blocks BS	BA	+/-
24	Malachi Moreno	C	24:16	2-6	0-1	1-1	1	1	2	3	1	5	1	1	1	0	0	-32
00	Otega Oweh	G	28:44	3-7	1-3	9-10	1	4	5	2	5	16	5	1	2	0	0	-25
1	Denzel Aberdeen	G	25:02	3-12	1-4	1-3	2	0	2	1	2	8	2	1	0	0	1	-19
3	Kam Williams	G	15:11	0-3	0-3	0-0	0	2	2	2	1	0	0	2	0	0	0	-13
5	Collin Chandler	G	29:02	3-8	2-7	3-4	0	2	2	1	3	11	1	1	3	0	0	-25
4	Andrija Jelavic		15:12	0-6	0-6	0-0	3	1	4	0	0	0	0	3	0	0	0	-18
10	Brandon Garrison		16:20	2-3	1-1	0-0	1	1	2	5	0	5	0	1	0	0	0	-9
15	Jaland Lowe		14:14	0-5	0-2	1-2	0	1	1	0	2	1	1	1	0	0	0	-12
2	Jasper Johnson		18:28	2-7	1-4	3-4	1	2	3	3	3	8	1	0	0	0	0	-12
9	Trent Noah		13:31	1-3	1-3	2-2	1	3	4	0	1	5	1	0	0	0	0	-10
Team							2	2	4	0		0		0				
Totals				16-60	7-34	20-26	12	19	31	17	18	59	12	11	6	0	1	-35

Shooting By Period		
1st FG%	5-31	16.1%
3PT%	3-20	15%
FT%	7-9	77.8%
2nd FG%	11-29	37.9%
3PT%	4-14	28.6%
FT%	13-17	76.5%
GM FG%	16-60	26.7%
3PT%	7-34	20.6%
FT%	20-26	76.9%

Dead Ball Rebounds: 5, 0

Major Fouls: NONE

	GNZ	UKY
Biggest lead	37 (2nd 0:31)	0 (1st 20:00)
Best Scoring Run	10 (1st 12:12)	6 (2nd 11:52)
Lead Changes	0	
Times Tied	0	
Time with Lead	39:48	00:00

Points from	GNZ	UKY
Turnovers	10	8
Paint	46	18
Second Chance	10	15
Fast Breaks	8	11
Bench	32	19

Period by Period Scoring	1st	2nd	TOT
GNZ	43	51	94
UKY	20	39	59

LIVESTATS BY GENIUS SPORTS

Official Basketball Box Score - Final
Gonzaga at Michigan
11/26/25 MGM Grand Garden Arena, Las Vegas
2025-26 Men's Basketball

Game Time: 6:30 PM
Game Duration: 1:59

Officials: Keith Kimble, Jeb Hartness, Gregory Nixon

Gonzaga - 61 Record: 7-1

NO.	Name		Min	FG M-A	3P M-A	FT M-A	Rebounds OR	DR	TOT	Fouls PF	FD	TP	AS	TO	ST	Blocks BS	BA	+/-
15	Graham Ike	F	16:36	0-9	0-4	1-2	0	0	0	3	2	1	0	0	0	1	1	-28
34	Braden Huff	F	25:11	7-17	0-3	0-0	0	6	6	5	0	14	2	2	0	0	2	-25
7	Tyon Grant-Foster	G	27:08	6-13	1-3	1-3	4	4	8	3	3	14	0	1	3	0	2	-33
17	Mario Saint-Supery	G	24:22	2-9	1-3	0-0	1	2	3	1	4	5	6	1	2	0	1	-22
23	Adam Miller	G	18:49	3-6	1-3	2-3	0	1	1	1	3	9	1	1	0	0	0	-6
5	Emmanuel Innocenti		22:48	3-5	0-1	0-0	0	1	1	0	0	6	0	0	0	0	0	-20
2	Steele Venters		16:42	0-4	0-4	3-3	0	1	1	1	1	3	0	1	2	0	0	-22
3	Braeden Smith		16:37	1-4	0-1	0-0	0	2	2	2	0	2	7	1	1	0	0	-17
8	Jalen Warley		15:31	2-4	0-0	0-0	1	1	2	5	0	4	0	1	0	1	1	-20
4	Davis Fogle		07:34	1-2	0-0	0-0	2	0	2	1	2	2	0	3	1	0	1	-9
24	Ismaila Diagne		08:42	0-1	0-0	1-4	2	3	5	0	2	1	1	0	0	0	0	2
Team							2	5	7	0		0		0				
Totals				25-74	3-22	8-15	12	26	38	22	17	61	17	11	9	2	8	-40

Shooting By Period		
1st FG%	12-36	33.3%
3PT%	2-12	16.7%
FT%	3-5	60%
2nd FG%	13-38	34.2%
3PT%	1-10	10.0%
FT%	5-10	50%
GM FG%	25-74	33.8%
3PT%	3-22	13.6%
FT%	8-15	53.3%

Dead Ball Rebounds: 4, 0

Major Fouls: NONE

Michigan - 101 Record: 7-0

NO.	Name		Min	FG M-A	3P M-A	FT M-A	Rebounds OR	DR	TOT	Fouls PF	FD	TP	AS	TO	ST	Blocks BS	BA	+/-
21	Morez Johnson Jr.	F	23:25	5-6	0-0	1-2	0	5	5	1	3	11	1	1	0	3	0	32
23	Yaxel Lendeborg	F	26:50	6-9	2-5	6-7	2	9	11	1	6	20	3	2	4	2	0	49
15	Aday Mara	C	20:47	6-9	0-0	1-5	0	4	4	1	3	13	1	1	0	2	1	26
3	Elliot Cadeau	G	23:50	2-6	1-4	0-2	0	2	2	2	2	5	13	2	0	0	1	41
4	Nimari Burnett	G	20:38	4-5	4-4	2-2	0	6	6	1	1	14	2	1	1	0	0	33
11	Roddy Gayle Jr.		16:26	3-3	0-0	3-3	0	2	2	3	5	9	0	1	1	1	0	20
2	L.J. Cason		14:42	1-4	0-1	0-0	0	2	2	1	0	2	6	1	0	0	0	1
42	Will Tschetter		10:12	2-3	2-3	0-0	0	0	0	1	0	6	0	0	0	0	0	-1
1	Trey McKenney		21:24	6-9	3-5	2-2	0	3	3	2	1	17	2	5	1	0	0	15
5	Oscar Goodman		06:33	0-0	0-0	0-0	0	0	0	2	0	0	0	0	0	0	0	-4
10	Winters Grady		06:33	1-5	1-5	0-0	0	3	3	2	0	3	0	0	0	0	0	-4
32	Malick Kordel		05:37	0-1	0-0	0-0	2	1	3	0	0	0	1	0	0	0	0	-4
12	Charlie May		03:03	0-0	0-0	1-2	1	0	1	0	1	1	0	0	0	0	0	-4
Team							0	2	2	0		0		0				
Totals				36-60	13-27	16-25	5	39	44	17	22	101	29	14	7	8	2	40

Shooting By Period		
1st FG%	19-31	61.3%
3PT%	8-14	57.1%
FT%	7-13	53.8%
2nd FG%	17-29	58.6%
3PT%	5-13	38.5%
FT%	9-12	75%
GM FG%	36-60	60.0%
3PT%	13-27	48.1%
FT%	16-25	64.0%

Dead Ball Rebounds: 2, 0

Major Fouls: Mara (TF) 1st 14:13 Johnson Jr. (F1) 1st 7:32

	GON	MIC
Biggest lead	0 (1st 20:00)	46 (2nd 8:05)
Best Scoring Run	5 (2nd 2:04)	12 (2nd 13:26)
Lead Changes	0	
Times Tied	0	
Time with Lead	00:00	39:51

Points from	GON	MIC
Turnovers	5	16
Paint	34	42
Second Chance	11	7
Fast Breaks	10	13
Bench	18	38

Period by Period Scoring	1st	2nd	TOT
GON	29	32	61
MIC	53	48	101

LIVESTATS BY GENIUS SPORTS

Official Basketball Box Score - Final
Maryland at Gonzaga
11/25/25 MGM Grand Garden Arena, Las Vegas
2025-26 Men's Basketball

Game Time: 6:30 PM
Game Duration: 2:00

Officials: Mike Littlewood, Byron Jarrett, Justin Shamion

Maryland - 61 Record: 5-2

NO.	Name		Min	FG M-A	3P M-A	FT M-A	Rebounds OR	DR	TOT	Fouls PF	FD	TP	AS	TO	ST	Blocks BS	BA	+/-
13	Elijah Saunders	F	26:52	3-5	0-2	2-3	0	2	2	3	2	8	1	1	0	1	0	-34
21	Pharrel Payne	F	19:46	5-10	0-0	4-6	5	2	7	3	7	14	0	4	2	0	1	-11
1	Darius Adams	G	25:40	3-8	2-4	5-7	0	0	0	2	3	13	0	3	1	1	0	-23
7	Andre Mills	G	21:03	4-8	1-1	2-2	1	2	3	3	2	11	0	1	0	0	1	-22
8	David Coit	G	25:59	2-7	0-4	2-2	0	0	0	1	2	6	4	2	1	0	0	-19
12	Isaiah Watts		21:26	1-6	1-5	0-0	0	2	2	1	1	3	3	2	0	1	1	-19
24	Aleks Alston		21:33	1-3	0-2	0-1	4	4	8	1	1	2	0	2	0	0	0	-21
2	Myles Rice		10:27	0-2	0-0	1-2	1	0	1	1	2	1	1	2	1	0	0	-15
45	Collin Metcalf		15:35	0-1	0-0	0-0	1	1	2	4	0	0	0	0	0	0	0	-15
18	Guillermo Del Pino		11:40	1-5	1-3	0-0	0	1	1	1	0	3	0	1	0	0	0	-16
Team							2	1	3	0		0		0				
Totals				20-55	5-21	16-23	14	15	29	20	20	61	9	18	5	3	3	-39

Shooting By Period		
1st FG%	9-23	39.1%
3PT%	2-6	33.3%
FT%	12-17	70.6%
2nd FG%	11-32	34.4%
3PT%	3-15	20.0%
FT%	4-6	66.7%
GM FG%	20-55	36.4%
3PT%	5-21	23.8%
FT%	16-23	69.6%

Dead Ball Rebounds: 2, 0

Major Fouls: NONE

Gonzaga - 100 Record: 7-0

NO.	Name		Min	FG M-A	3P M-A	FT M-A	Rebounds OR	DR	TOT	Fouls PF	FD	TP	AS	TO	ST	Blocks BS	BA	+/-
15	Graham Ike	F	26:34	4-7	1-2	4-4	0	6	6	3	5	13	4	0	2	0	0	27
34	Braden Huff	F	23:51	9-10	1-2	1-3	2	1	3	3	4	20	3	1	0	0	0	14
7	Tyon Grant-Foster	G	16:19	3-7	0-2	0-0	2	2	4	3	0	6	3	2	0	1	2	3
17	Mario Saint-Supery	G	21:44	2-6	1-5	0-0	1	2	3	2	0	5	9	2	0	0	0	22
23	Adam Miller	G	22:35	2-5	1-4	0-0	0	1	1	1	2	5	2	1	0	0	0	19
3	Braeden Smith		16:17	2-3	1-1	0-0	0	1	1	1	1	5	5	2	5	0	0	18
8	Jalen Warley		20:28	2-2	0-0	1-2	0	3	3	3	2	5	1	1	1	1	0	35
2	Steele Venters		15:43	4-7	4-7	2-2	0	3	3	1	2	14	1	2	2	0	0	24
5	Emmanuel Innocenti		18:06	5-7	5-7	0-0	3	2	5	3	2	15	2	0	1	0	0	24
24	Ismaila Diagne		06:42	1-1	0-0	2-2	0	1	1	1	1	4	0	0	0	1	0	4
4	Davis Fogle		05:43	3-7	0-1	2-2	3	1	4	0	1	8	0	1	1	0	1	8
0	Cade Orness		01:59	0-0	0-0	0-0	0	0	0	0	0	0	0	0	0	0	0	-1
10	Joaquim ArauzMoore		01:59	0-0	0-0	0-0	0	0	0	0	0	0	0	0	0	0	0	-1
35	Noah Haaland		01:59	0-2	0-2	0-0	0	0	0	0	0	0	0	0	0	0	0	-1
Team							2	3	5	0		0		0				
Totals				37-64	14-33	12-15	13	26	39	21	20	100	30	12	12	3	3	39

Shooting By Period		
1st FG%	18-31	58.1%
3PT%	9-18	50.0%
FT%	2-2	100%
2nd FG%	19-33	57.6%
3PT%	5-15	33.3%
FT%	10-13	76.9%
GM FG%	37-64	57.8%
3PT%	14-33	42.4%
FT%	12-15	80.0%

Dead Ball Rebounds: 2, 0

Major Fouls: Ike (F1) 1st 4:48 Innocenti (TF) 1st 0:42

	MRD	GON
Biggest lead	0 (1st 20:00)	42 (2nd 2:34)
Best Scoring Run	7 (1st 4:37)	12 (2nd 2:34)
Lead Changes	0	
Times Tied	0	
Time with Lead	00:00	39:34

Points from	MRD	GON
Turnovers	9	32
Paint	22	44
Second Chance	13	13
Fast Breaks	0	10
Bench	9	51

Period by Period Scoring	1st	2nd	TOT
MRD	32	29	61
GON	47	53	100

2025-26 Gonzaga Men's Basketball
Combined Team Statistics
All games

Game Records

Record	Overall	Home	Away	Neutral
ALL GAMES	9-1	5-0	1-0	3-1
CONFERENCE	0-0	0-0	0-0	0-0
NON-CONFERENCE	9-1	5-0	1-0	3-1

Score by Periods

Team	1st	2nd	OT	TOT
Gonzaga	460	469	0	929
Opponents	329	324	0	653

Team Box Score

No.	Player				Total		3-Point		F-Throw		Rebounds											
		GP-GS	MIN	AVG	FG-FGA	FG%	3FG-3FGA	3FG%	FT-FTA	FT%	OFF	DEF	TOT	AVG	PF	DQ	A	TO	BLK	STL	PTS	AVG
34	HUFF, Braden	10-10	239:44	24.0	80-122	.656	2-12	.167	8-17	.471	23	28	51	5.1	30	2	14	11	5	5	170	17.0
15	IKE, Graham	9-9	237:29	26.4	54-106	.509	6-17	.353	34-43	.791	17	56	73	8.1	24	1	22	10	5	6	148	16.4
7	GRANT-FOSTER, Tyon	10-5	211:60	21.2	45-96	.469	4-24	.167	26-37	.703	25	34	59	5.9	21	0	8	16	11	7	120	12.0
23	MILLER, Adam	10-7	190:25	19.0	36-74	.486	16-46	.348	8-11	.727	4	15	19	1.9	13	0	11	6	0	5	96	9.6
17	SAINT-SUPERY, Mario	10-6	218:34	21.9	25-57	.439	15-28	.536	23-27	.852	6	27	33	3.3	18	0	50	16	1	17	88	8.8
4	FOGLE, Davis	8-0	67:46	8.5	23-42	.548	3-6	.500	6-7	.857	8	6	14	1.8	7	0	4	5	1	5	55	6.9
2	VENTERS, Steele	10-2	168:19	16.8	21-52	.404	17-45	.378	7-7	1.000	2	13	15	1.5	12	1	15	8	1	10	66	6.6
8	WARLEY, Jalen	10-1	193:30	19.4	24-40	.600	0-0	.000	16-22	.727	15	32	47	4.7	24	1	14	9	3	13	64	6.4
5	INNOCENTI, Emmanuel	10-6	188:43	18.9	23-39	.590	10-22	.455	0-0	.000	10	19	29	2.9	18	0	18	6	0	6	56	5.6
3	SMITH, Braeden	10-4	170:39	17.1	14-35	.400	4-15	.267	5-7	.714	1	24	25	2.5	11	0	45	12	0	14	37	3.7
24	DIAGNE, Ismaila	8-0	72:53	9.1	8-13	.615	0-0	.000	3-9	.333	7	20	27	3.4	7	0	2	1	10	1	19	2.4
35	HAALAND, Noah	5-0	17:58	3.6	2-6	.333	0-3	.000	0-0	.000	1	4	5	1.0	3	0	0	1	0	1	4	0.8
10	ARAUZMOORE, Joaquim	4-0	11:13	2.8	1-1	1.000	1-1	1.000	0-0	.000	1	2	3	0.8	2	0	1	0	0	1	3	0.8
0	ORNESS, Cade	4-0	10:47	2.7	1-1	1.000	0-0	.000	1-3	.333	0	0	0	0.0	2	0	0	3	0	1	3	0.8
Team											16	32	48					1				
Total		**10**	**2000**		**357-684**	**.522**	**78-219**	**.356**	**137-190**	**.721**	**136**	**312**	**448**	**44.8**	**192**	**5**	**204**	**105**	**37**	**92**	**929**	**92.9**
Opponents		**10**	**2000**		**218-587**	**.371**	**74-276**	**.268**	**143-214**	**.668**	**99**	**222**	**321**	**32.1**	**184**	**4**	**117**	**157**	**28**	**58**	**653**	**65.3**

Team Statistics

	GONZ	OPP
Scoring	**929**	**653**
Points per game	92.9	65.3
Scoring margin	+27.6	-
Field goals-att	**357-684**	**218-587**
Field goal pct	.522	.371
3 point fg-att	**78-219**	**74-276**
3-point FG pct	.356	.268
3-pt FG made per game	7.8	7.4
Free throws-att	**137-190**	**143-214**
Free throw pct	.721	.668
F-Throws made per game	13.7	14.3
Rebounds	**448**	**321**
Rebounds per game	44.8	32.1
Rebounding margin	+12.7	-
Assists	**204**	**117**
Assists per game	20.4	11.7
Turnovers	**105**	**157**
Turnovers per game	10.5	15.7
Turnover margin	+5.2	-
Assist/turnover ratio	1.9	0.7
Steals	**92**	**58**
Steals per game	9.2	5.8
Blocks	**37**	**28**
Blocks per game	3.7	2.8
Winning streak	**2**	**-**
Home win streak	5	-
Attendance	**35081**	**10016**
Home games-Avg/Game	5-7016	1-10016
Neutral site-Avg/Game	-	4-6313

Team Results

Date	Opponent		Score	Att.
11/03/2025	Texas Southern	W	98-43	6000
11/08/2025	Oklahoma	W	83-68	11081
11/11/2025	Creighton	W	90-63	6000
11/14/2025	at Arizona St.	W	77-65	10016
11/17/2025	Southern Utah	W	122-50	6000
11/24/2025	vs Alabama	W	95-85	0
11/25/2025	vs Maryland	W	100-61	2799
11/26/2025	vs Michigan	L	61-101	3947
12/05/2025	vs Kentucky	W	94-59	18507
12/07/2025	North Florida	W	109-58	6000

GONZAGA

27 NCAA TOURNAMENT APPEARANCES | 2 FINAL FOURS | 6 ELITE EIGHTS | 14 SWEET 16 APPEARANCES
33 AP ALL AMERICANS | 26 WCC REGULAR SEASON TITLES | 22 WCC TOURNAMENT TITLES
32 NBA PLAYERS | 30 NBA DRAFT SELECTIONS | 11 CURRENT NBA PLAYERS | 4 NBA CHAMPIONS

Cade Orness
G | 6-5 | 185 | RFr.
Poulsbo, Wash.

Steele Venters
G | 6-7 | 200 | Gr.
Ellensburg, Wash.

Braeden Smith
G | 6-0 | 170 | RJr.
Seattle, Wash.

Davis Fogle
G | 6-7 | 200 | Fr.
Anacortes, Wash.

Emmanuel Innocenti
F | 6-5 | 205 | Jr.
Petit Badien, Ivory Coast



Tyon Grant-Foster
G | 6-7 | 198 | Gr.
Kansas City, KS



Jalen Warley
G | 6-7 | 205 | Sr.
Philadelphia, Pa.

Joaquim ArauzMoore
G | 6-1 | 175 | RSo.
Ross, Calif.

Alonzo Metz
G | 5-11 | 165 | Fr.
Portland, Ore.



Graham Ike
F | 6-9 | 255 | Gr.
Aurora, Colo.

Mario Saint-Supéry
G | 6-4 | 199 | Fr.
Málaga, Spain

Adam Miller
G | 6-3 | 200 | Gr.
Peoria, Ill.



Ismaila Diagne
C | 7-0 | 255 | So.
Nguekhokhe, Senegal

Parker Jefferson
F | 6-9 | 240 | Fr.
Waxahachie Texas

Braden Huff
F | 6-10 | 245 | RJr.
Glen Ellyn, Ill.

Noah Haaland
F | 6-9 | 238 | RSr.
Rathdrum, Idaho