



2025-26 GONZAGA WOMEN'S BASKETBALL RECORD BOOK

TABLE OF CONTENTS/QUICK FACTS

TABLE OF CONTENTS

2025-26 Rosters	2
Head Coach Lisa Fortier	3-4
Assistant Coaches/Staff.....	5-9
2025-26 Players	11-23
2024-25 Statistics/Results.....	23-24
Season/Career Records	25
1,000-Point Club	26-27
Individual/Freshman Records.....	27
Team Records.....	28-29
Attendance Records/Sellouts	30
Overtime Games/100-Point Games.....	31
30-Point Club/600-Rebound Club.....	32
West Coast Conference Accolades	33-34
Regional/National Awards	34
Gonzaga Year-by-Year	35
All-Time Roster	36-37
Results When Nationally Ranked	38-40
Results Against Ranked Opponents.....	41-42
West Coast Conference Tournament Results.....	43
West Coast Conference Tournament Statistics	44-45
West Coast Conference Records	46
Bulldogs In The Post Season.....	47
Post Season Statistics.....	48-49
NCAA Tournament Records.....	49
NCAA Tournament Box Scores.....	50-57
NCAA Recaps	57-66
WNIT Appearances	67
All-Time Regular-Season Tournament Results	68
Series Records Versus Opponents	69
All-Time Series	70-82
Year-by-Year Results	83-95
Individual Bulldog Success	96-103
Gonzaga and USA Basketball.....	104
Gonzaga and the Canadian National Team	105
Gonzaga and the WNBA	106-111
TV/Radio Roster	112

QUICK FACTS

GENERAL INFORMATION

Location: Spokane, Wash.
 Founded: 1887
 Enrollment: 7,501
 Nickname: Bulldogs
 Colors: Blue (R-0 G-41 B-103), Red (R-179 G-25 B-52), White (R-255 G-255 B-255), and Gray (R-195, G-199, B-203)
 Facility (Capacity): McCarthey Athletic Center (6,000)
 Conference (Affiliation): West Coast (NCAA Div. I)
 President: Dr. Katia Passerini
 Athletic Director: Chris Standiford
 Senior Women's Administrator: Shannon Strahl

TEAM INFORMATION

Head Coach (Alma Mater, Year): Lisa Fortier (Cal State-Monterey Bay, '04)
 Record at GU (Years): 289-74 (12th Season)
 Overall Record (Years): 289-74 (12th Season)
 Assistant Coaches:
 Jordan Green (12th Season, George Fox '01)
 Stacy Clinesmith (12th Season, UC Santa Barbara '00)
 Craig Fortier (12th Season, Cal State-Monterey Bay '03)
 Director of Basketball Operations: Shannon Donegan (Temple, '12)
 Assistant Coach/Video Coordinator: Jazmine Redmon (Gonzaga '13)
 Assistant Coach: Chantel Osahor (Washington, '17)
 2024-25 Overall Record: 32-4
 2024-25WCC Record (Finish): 16-0 (1st)
 Postseason: WBIT Quarterfinals
 Final Ranking: AP Poll: N/A
 USA Today Coaches Poll: N/A
 Starters Returning/Lost: 1/4
 Women's Basketball Phone: 509-313-4217

HISTORY

First year of NCAA women's basketball: 1987
 Overall all-time record: 861-508 (.629)
 Overall NCAA record: 746-425 (.637)
 WCC regular season record: 400-182 (.698)
 WCC Tournament record: 36-22 (.621)
 Years in NCAA Tournament: 2024, 2023, 2022, 2021, 2019, 2018, 2017, 2015, 2014, 2013, 2012, 2011, 2010, 2009, 2007
 Years in WNIT Tournament: 2016, 2008, 2005, 2004, 1994
 Years in the WBIT Tournament: 2025
 Highest Ranking in Program History: No. 11 AP (1/27/20) (3/12/19); No. 8 USA Today (2011 Final Rankings)
 WCC Tournament Titles: 2022, 2021, 2018, 2017, 2014, 2013, 2011, 2010, 2009, 2007

ATHLETIC MEDIA RELATIONS

WBB Play-by-Play Announcer: Steve Myklebust
 Sports Information Director/WBB Contact: Grace Whiteley
 Office Phone: 509-313-4227
 SID E-mail: whiteley@gonzaga.edu
 Press Row Phone: 509-313-4224
 Website: www.GoZags.com

2025-26 GONZAGA WOMEN'S BASKETBALL RECORD BOOK





NUMERICAL ROSTER

No.	Name	Pos.	Ht.	Yr.	Hometown/High School/College
1	Paige Lofing	G	5-9	Fr.	Billings, Mont./Huntley Project HS
2	Vera Gunaydin	G	5-9	Sr.	Ankara, Turkey/South Georgia Tech
3	Julia Wilson	G	5-10	Fr.	Temecula, Calif./Rancho Christian HS
4	Sierra Lichtie	F	6-0	Gr	Riverton, Utah/Cal Poly
8	Inês Bettencourt	G	5-9	Sr.	Sao Miguel, Portugal/UConn
11	Allie Turner	G	5-8	So.	St. Louis, Mo./John Burroughs
12	Christabel Osarobo	G	5-11	So.	Tudela, Spain/Ipswich Basketball Academy
20	Taylor Smith	F	6-2	Gr	Pocatello, Idaho/Weber State
22	McKynnie Dalan	F	6-0	Jr.	Montesano, Wash./Minnesota
23	Jaiden Haile	F	6-2	Fr.	Fargo, N.D./ West Fargo Horace HS
24	Teryn Gardner	G	5-0	So.	Spokane, Wash./Boise State
33	Lauren Whittaker	F	6-3	R-Fr.	Canterbury, New Zealand
55	Zeryhia Aokuso	G	5-10	Jr.	Amarillo, Texas/Saint Mary's

ALPHABETICAL ROSTER

No.	Name	Pos.	Ht.	Wt.	Yr.	Exp.	Hometown/High School/College
55	Zeryhia Aokuso	G	5-10	Jr.	Amarillo, Texas/Saint Mary's		
8	Inês Bettencourt	G	5-9	Sr.	Sao Miguel, Portugal/UConn		
22	McKynnie Dalan	F	6-0	Jr.	Montesano, Wash./Minnesota		
24	Teryn Gardner	G	5-0	So.	Spokane, Wash./Boise State		
2	Vera Gunaydin	G	5-9	Sr.	Ankara, Turkey/South Georgia Tech		
23	Jaiden Haile	F	6-2	Fr.	Fargo, N.D./ West Fargo Horace HS		
4	Sierra Lichtie	F	6-0	Gr	Riverton, Utah/Cal Poly		
1	Paige Lofing	G	5-9	Fr.	Billings, Mont./Huntley Project HS		
12	Christabel Osarobo	G	5-11	So.	Tudela, Spain/Ipswich Basketball Academy		
20	Taylor Smith	F	6-2	Gr.	Pocatello, Idaho/Weber State		
11	Allie Turner	G	5-8	So.	St. Louis, Mo./John Burroughs		
33	Lauren Whittaker	F	6-3	R-Fr.	Canterbury, New Zealand		
3	Julia Wilson	G	5-10	Fr.	Temecula, Calif./Rancho Christian HS		

SOCIAL MEDIA

GONZAGA MAIN ACCOUNTS
 Twitter: @GonzagaBulldogs
 Facebook: GonzagaBulldogs
 Instagram: @GUBulldogs

GONZAGA WOMEN'S BASKETBALL
 Twitter: @ZagWBB
 Facebook: ZagWBB
 Instagram: @ZagWBB

GONZAGA UNIVERSITY
 Twitter: @GonzagaU
 Facebook: GonzagaUniversity
 Instagram: @GonzagaU
 Snapchat: @GonzagaU

COACHING STAFF

HEAD COACH:	Lisa Fortier (Cal State Monterey Bay, 2004 – 12th year)
ASSISTANT COACHES:	Jordan Green (George Fox, 2001 – 12th year) Stacy Clinesmith (UC Santa Barbara, 2000 – 12th year) Craig Fortier (Cal State Monterey Bay, 2003 – 12th year) Chantel Osahor (Washington, 2017 – 2nd year)
VIDEO COORDINATOR/ASST. COACH:	Jazmine Redmon (Gonzaga, 2013 – 2nd year)
DIR. OF BASKETBALL OPERATIONS:	Shannon Donegan (Temple, 2012 – 3rd year)
ATHLETIC TRAINER:	Maira Viveros (Eastern Washington, 2022 - 4th year)

ROSTER BREAKDOWN BY LOCATION

Turkey (1): Gunaydin
Minnesota (1): Hopkins
Washington (2): Dalan, O'Connor
Canada (1): Ejim
New Zealand (2): Whittaker, Dalton
Netherlands (1): Huijbens
England (1): Little
Michigan (1): Salenbien
Portugal (1): Bettencourt

PRONUNCIATION GUIDE

Lisa Fortier – Lisa For-tee-ay
 Teryn Gardner – TARE-in
 Chantel Osahor – Shantel Osa-hore Vera
 Gunaydin – Vera Goo - NI - den
 Zeryhia Aokuso – Ze-RYE-uh Ow-KOO-so
 Ines Bettencourt: ee-NEZSH bet-ten-QUART
 Sierra Lichtie – Sierra Lick-Dee
 McKynnie Dalan – muh-KIN-lee day-LEN

ROSTER BREAKDOWN BY CLASS

Graduate (2): Sierra Lichtie, Taylor Smith
 Senior (2): Ines Bettencourt, Vera Gunaydin
 Junior (2): McKynnie Dalan, Zeryhia Aokuso
 Sophomore (3): Teryn Gardner, Christabel Osarobo, Allie Turner
 Redshirt Freshman (1): Lauren Whittaker
 Freshman (3): Jaiden Haile, Julia Wilson, Paige Lofing

HEAD COACH LISA FORTIER

12th YEAR - CAL STATE-MONTEREY BAY, 2004

Lisa Fortier was named the Head Coach of the Gonzaga University women's basketball program on April 14, 2014 after having spent nearly a decade on staff, including seven years as an assistant. Entering her 12th season in 2025-26, Fortier has taken the program to new heights.

Fortier is the only coach in program history to have ten 20-win seasons in their first 11 seasons, most recently with the 24-11 mark posted in 2024-25. Going into her 12th year at Gonzaga, Fortier has had six players named the WCC Player of the Year (Yvonne Ejim x2, Kaylynn Truong, Jenn Wirth, Jill Townsend, Jill Barta), three WCC Sixth Woman of the Year (Melody Kempton, Yvonne Ejim, Maud Huijbens), 24 All-WCC First Team selections, seven All-WCC Second Team selections, eight All-WCC Honorable Mention selections and six WCC All-Freshman Team performers. She's been named the WCC Coach of the Year seven times, and she was selected as the Maggie Dixon Rookie Coach of the Year in 2015 along with being a Naismith Coach of the Year candidate in three seasons, including a semifinalist twice. Following the success of the 2023-24 season, Fortier was also named the Kathy-Delaney Coach of the Year.



Fortier's players have also excelled academically as 44 players have been selected to the WCC All-Academic team along with 11 players earning Division I-AAA ADA Scholar-Athlete recognition. Yvonne Ejim was also named the program's first Academic All-American in the 2023-24 and 2024-25 seasons along with the Becky Hammon Player of the Year in 2023-24. Fortier also coached 2018 CoSIDA Academic All-District 8 selection Chandler Smith and the program's first ever Senior CLASS Award First Team All-American, Jill Townsend. In her 11th season at the helm, Lisa Fortier guided the Zags to a 24-11 overall record (17-3 WCC), capturing the West Coast Conference regular-season title. Gonzaga made a deep run in the WBIT—knocking off UTSA and top-seeded Colorado—before falling to Minnesota in an overtime quarterfinal thriller. Fifth year standout Yvonne Ejim anchored the team, becoming Gonzaga's all-time leader in both scoring and rebounds. She surpassed 2,000 career points and 1,000 rebounds—becoming the first player in Zags women's history to reach both milestones—while averaging nearly 20 points per game. The Zags caught fire in the second half of the season, winning 16 of their final 17 conference games to secure the regular-season crown.

The Bulldogs had the toughest non-conference schedule in school history on deck in the 2023-24 season. The Bulldogs started the season with a 7-2 record before taking on No. 3 Stanford at home on Dec. 3. Gonzaga came out hot and didn't let up any lead as they defeated Stanford, 96-78, for its highest ranked win in program history. After handing Stanford's most lopsided loss since 2020, the Zags entered the AP and Coaches Polls at No. 23 and remained in the polls for the rest of the season. The Zags went on to win 24-straight games – a school record – to claim their 19th WCC Regular Season. GU went undefeated in the West Coast Conference with a 16-0 record and defeated opponents by an astonishing average of 30.7 points, which was not only a school record, but was also a WCC record.

Not only were they undefeated in conference, they remained perfect inside the Kennel during the regular season for the second-straight season to make them have the second-best winning streak at home in the nation – only behind National Champion South Carolina. During those 24-straight wins, one of those stood out in conference games. On Feb. 3, the Zags hosted Pacific and scored a record breaking 19 three pointers to defeat the Tigers, 104-39. The 65-point win was the largest margin of victory over a Division I opponent in school history as seven Bulldogs contributed to the 19 threes made.

Going into March Madness with a 32-3 record, the Zags were poised to be a top 16 seed which included hosting rights for the first two rounds. On Selection Sunday, the committee agreed that the Bulldogs deserved to host and selected them as a No. 4 seed. In front of a sold-out crowd at McCarthey Athletic Center, Gonzaga defeated UC Irvine in the first round, 75-56. The game marked the largest margin of victory in an NCAA Tournament for GU and advanced them to the second round to play No. 5 Utah. Against the Utes, the Bulldogs played in front of the second-straight sold-out crowd in the Kennel and won 77-66 to advance to the Sweet 16 in Portland, Oregon. It was the fifth time Gonzaga has made it to the Sweet 16 and Lisa Fortier's second time as a head coach.

2022-23 was another phenomenal year with Fortier leading the Zags to their 18th WCC Regular Season Title and 14th NCAA Appearance. The Zags were ranked as high as No. 15 in the AP Poll during the season, even with facing team injuries and sickness. At one point in the season, the Bulldogs only suited up seven players for a couple of games, but they ended the season with an incredible 28-5 record. Gonzaga had big-time wins over then-ranked No. 6 Louisville in Battle 4 Atlantis, which marked the highest ranked win in GU women's basketball history. The Zags then defeated No. 23 Tennessee two days later to secure third-place in the Bahamas. Gonzaga went on to have a nearly perfect conference slate, going 17-1, overall to win the regular season. Kaylynn Truong was named the WCC Player of the Year and tabbed with AP All-American Honorable Mention honors. Truong and Yvonne Ejim were both finalists for 2023 WBCA NCAA Division I Coaches' All-America as well. As a team, GU led the country in three-point percentage and finished with 40.5% from beyond the arc, which was also a program record.

THE FORTIER FILE

BIRTHPLACE: Sacramento, Calif.	
HIGH SCHOOL: Placer High, Auburn, Calif. - 1999	
COLLEGE: Butte College, Oroville, Calif. - 2002	
Cal State Monterey Bay - 2004 (B.S. Human Communications)	COACHING EXPERIENCE
Gonzaga University - 2006 (MA Athletic Administration)	2004-06 - Coordinator Basketball Operations Gonzaga University
	2006-07 - Assistant Women's Coach University of Northern Colorado
	2007-14 - Assistant Women's Coach Gonzaga University
	April 14, 2014 - Head Women's Coach Gonzaga University
COLLEGIATE HONORS	
NAIA Academic All-American, 2003	
All-Cal Pac honorable mention, 2003	
CSUMB Female Scholar Athlete of the Year, 2004	
	HUSBAND: Craig Fortier
	CHILDREN: Marcus (2010)

In 2021-22, Fortier led the Bulldogs to an overall record of 27-7, including a 15-2 conference record. Gonzaga won its 10th WCC Conference Championship Tournament title, securing its spot in the NCAA Tournament for the 13th time in program history. Fortier and the Bulldogs were seeded No. 9 in the tournament and defeated No. 8 Nebraska in the first round, 68-55. In the next round, GU battled the No. 1 seeded Louisville, and fell by only nine points. Three players earned WCC All-Conference recognition, with Melody Kempton and Kayleigh Truong earning All-WCC First Team and Yvonne Ejim winning Sixth Woman of the Year. This marked the second-straight year that a Gonzaga player was named the Sixth Woman of the Year.

Amidst a global pandemic, Fortier guided the Zags to their 17th West Coast Conference regular-season title, ninth WCC tournament title and 12th NCAA Tournament appearance. For

2025-26 GONZAGA WOMEN'S BASKETBALL RECORD BOOK

the first time in program history, GU was ranked in the national polls every single week of the season, and the Bulldogs collected a slew of personal awards along the way, including Honorable Mention AP All-America honors for both Jill Townsend and Jenn Wirth.

In 2020-21, Fortier led the Bulldogs to an overall record of 23-4, including a 16-1 conference record, which secured the fifth-straight West Coast Conference title. The Bulldogs lost in the first round in the NCAA Tournament, but Fortier still led them to a No. 20 ranking in the final rankings. Four players earned WCC All-Conference recognition, with Jenn Wirth named Co-WCC player of the year along with Jill Townsend on the All-WCC First Team. Seven players were recognized on the WCC All-Academic team, including Jill Townsend and Jenn Wirth.

In 2019-20, Fortier led the Bulldogs to their first regular-season Top 10 ranking, reaching No. 10 in the USA Today/WBCA Coaches Poll and a No. 11 ranking in the Associated Press poll, their highest AP ranking ever. Gonzaga put together its best regular-season record (28-2), finished the season with a 28-3 record—the highest win percentage in program history—and secured its fourth-straight West Coast Conference regular-season title with a conference- and program-record tying 17-1 record. Gonzaga was slated to host the NCAA Tournament First and Second Rounds—the first time the Zags would host since the NCAA adjusted hosting rules to include the top 16 seeds in 2014-15—before the abrupt end of the season due to the COVID-19 pandemic. Fortier's Zags further displayed national dominance both offensively and defensively, ranking second in the nation in three-point field goal percentage (39.5) and third in scoring defense (51.9 ppg). Five players earned WCC All-Conference recognition in 2019-20, highlighted by Gonzaga's ninth Player of the Year, Jill Townsend, while six players were named WCC All-Academic. For her efforts, Fortier was named a semifinalist for the Werner Ladder Naismith Coach of the Year award.

2018-19: In 2018-19, Fortier led the Bulldogs a No. 11 USA Today/WBCA Coaches Poll ranking and a No. 12 Associated Press Poll ranking while guiding the Zags to a 29-5 overall record, which ties for the second-best in program history. GU claimed its third-straight WCC regular-season title while Fortier was named WCC Coach of the Year for the fourth time in five seasons, surpassing her own conference record for the award. The Bulldogs advanced to the NCAA Tournament for the 11th time in program history and the fourth time under Fortier, securing the No. 5 seed, the highest in program history. Gonzaga advanced to the NCAA Second Round for the sixth time in history, falling to Oregon State 76-70 in Corvallis, Ore. Fortier coached three Zags to First Team All-WCC honors in Laura Stockton, Zykeria Rice and Chandler Smith while Jill Townsend was selected Honorable Mention. Fortier was also selected as a Werner Ladder Naismith Coach of the Year Late Season Candidate in addition to being selected as 20 local Spokane women as part of the 2019 Women in Business Leadership Awards.

2017-18: With a young crew that carried just one senior on the roster, Fortier posted her then-winningest season with a 27-6 record, the program's 10th 25-win season in 11 years. The Zags went 17-1 in conference play, the first WCC Team ever to accomplish the feat, claiming the regular-season title. Gonzaga went on to claim the WCC Tournament title as well, advancing to the NCAA Tournament for the 10th time in history. Three players earned WCC All-Conference recognition, led by Player of the Year Jill Barta, the eighth POY in program history. WNBA Draft pick Jill Barta became the third Zag in history to be named First Team All-WCC three time in her first three seasons.

2016-17: Fortier's Zags swept the WCC regular-season and tournament championships while Fortier became the fastest coach in program history to 50 wins. At 26-7, Gonzaga advanced to the NCAA Tournament for the eighth time in nine years and ninth time overall. Fortier's 2016-17 squad set program records in three pointers made (224), free throw percentage (77.4) along with breaking the single-game three-pointers made record three times, finally settling on 17. Jill Barta became only the second sophomore in the Division I era to score 1,000 career points at GU.

2015-16: In her second year, Fortier led the Zags to the WNIT Second Round behind freshman phenom Jill Barta. Barta was selected First Team All-WCC—the first freshman to earn First Team honors in eight years—while Shelby Cheslek collected Honorable Mention honors. Cheslek was also named WCC All-Academic First Team while Kiara Kudron, Shaniqua Nilles, Emma Stach, Georgia Stirton and Elle Tinkle were honorable mention selections.

2014-15: In her first season as head coach, Fortier led Gonzaga to a 26-8 finish and its seventh-straight NCAA Tournament appearance. The Zags advanced to their fourth Sweet 16 following a pair of upsets in the first and seconds rounds as an 11-seed. Gonzaga set new program records in 2014-15, including a program-best 77.4 percent from the free throw line which also ranked fourth in the country. The Bulldogs also set new marks in free throws made (534) and made three-pointers (211). Fortier was named the WCC Coach of the Year after guiding the Zags to their 11th-straight WCC regular-season title. Four Zags also collected All-WCC honors as Sunny Greinacher and Elle Tinkle were named All-WCC First Team, Keani Albanez picked up All-WCC Second Team honors and Emma Wolfram was selected to the WCC All-Freshman team. Fortier was also named the WBCA Division I Rookie Coach of the Year after completing the best rookie season of any Gonzaga coach to date. Her 26 wins and 76.5 win percentage were both top of the list among first year finishes for any GU women's basketball coach.

Fortier first came to Gonzaga in 2004, spending two years as the coordinator of basketball operations. She then spent one season as an assistant coach at the University of Northern Colorado before returning to GU in 2007. In her seven years as a Gonzaga assistant, the Bulldogs produced an overall record of 196-43. The Zags dominated the West Coast Conference during that span, compiling a 98-8 mark to go with seven consecutive WCC regular-season championships and five WCC Tournament titles.

After a second-round appearance in the WNIT in Fortier's first season as an assistant, the Zags qualified for the NCAA Tournament the next six years, which included a stretch of three-straight Sweet Sixteens from 2010-12. The highlight was an Elite Eight run in 2011, in which the Bulldogs upset three higher-seeded teams.

In addition to serving as Gonzaga's recruiting coordinator, Fortier has been responsible for coordinating GU's defense. She also spent time coaching Gonzaga's guards. She has mentored two WNBA draftees in Courtney Vandersloot and Katelan Redmon as well as Haiden Palmer. She also coached Taelor Karr, the 2012-13 WCC Player of the Year.

A native of Grass Valley, Calif., Fortier played collegiate basketball at Butte (Calif.) Community College before transferring to Cal State Monterey Bay. At CSUMB, she earned Honorable Mention All-Cal-Pac Conference honors as a junior and was an NAIA Academic All-American in 2003. She also earned the 2004 CSUMB Female Scholar Athlete of the Year.

Fortier graduated Magna Cum Laude from CSUMB in 2004 with a bachelor's degree in human communications. Fortier earned her master's degree in sport and athletic administration from Gonzaga in 2006.

2025-26 GONZAGA WOMEN'S BASKETBALL RECORD BOOK

DURING THE LISA FORTIER ERA

Record in Home Games: 147-17
Record in True Road Games: 108-30
Record in Neutral-Site Games: 31-24
Record in Overtime Games: 7-8
Record in WCC Regular Season: 171-25
Record in WCC Tournament Games: 14-7
Record in NCAA Tournament Games: 6-8
Record in Games decided by Five Points or Less: 29-28
Record Against Ranked Opponents: 11-17
Longest Win Streak: 24 games (10/29/23-3/10/24)
Longest Home Win Streak: 37 games (2/7/22-11/14/24)
Longest True Road Win Streak: 11 games (11/18/17-2/17/18) and (2/4/23-2/24/24)
Longest WCC Win Streak: 18 games (2/13/20-2/13/21)
Longest Losing Streak: 3 games (2/19/16-2/25-16)
Longest Home Losing Streak: 1 game (2/22/25)
Longest True Road Losing Streak: 6 games (1/14/16-2/20/16)
Longest WCC Losing Streak: 3 games (2/19/16-2/25-16)
Most Points in a Game: 104, Pacific (2/3/24)
Most Points in a WCC Game: 104, Pacific (2/3/24)
Fewest Points in a Game: 39 at BYU (2/19/22)
Fewest Points in a WCC Game: 39 at BYU (2/19/22)
Most Points Allowed in a Game: 95, Florida State (11/30/24)
Most Points Allowed in a WCC Game: 84, 2x, last at Pacific (2/20/16)
Fewest Points Allowed in a Game: 35, Air Force (11/13/15)
Fewest Points Allowed in a WCC Game: 36, 2x, last Pepperdine (1/23/20)
Largest Margin of Victory: 65, Pacific (2/3/24)
Largest Margin of Victory in a WCC Game: 65, Pacific (2/3/24)
Largest Margin of Defeat: 24, at BYU (2/19/22)
Largest Margin of Defeat in a WCC Game: 24, at BYU (2/19/22)
Most Points Allowed in a Win: 84, San Francisco (2/7/15)
Most Points Scored in a Loss: 83, at Pacific (2/20/16)
Fewest Points Scored in a Win: 43, vs. BYU (3/9/21)
Fewest Points Allowed in a Loss: 51, vs Washington State (12/3/21)
Largest Halftime Lead: 37, at Pacific (1/13/22)
Largest Halftime Deficit: 21, Saint Mary's (2/10/18)
Largest Deficit Overcome in a Win: 20, vs. Portland (12/29/19)
Largest Lead Surrendered in a Loss: 20, vs. Portland (3/9/20)
Largest Deficit Faced: 29, at Saint Mary's (2/19/16)
Highest Field-Goal Percentage: 62.7, vs Arizona (12/20/23)
Lowest Field-Goal Percentage: 25.5, at BYU (2/19/22)
Most Rebounds: 67, San Francisco (2/7/15)
Most Rebounds Allowed: 51, vs George Washington (3/20/15)
Fewest Rebounds: 20, at Saint Mary's (2/8/20)
Most Assists: 30, North Alabama (12/21/20)
Most Assists by an Opponent: 21, at Saint Mary's (1/14/17)
Fewest Assists: 5, 2x, last at San Francisco (1/30/16)
Most Turnovers: 27, at San Diego (12/21/24)
Most Turnovers by an Opponent: 29, Air Force (11/13/15)
Fewest Turnovers: 6, 2x, last vs San Francisco (2/22/22)
Most Steals: 18, 2x, last at Loyola Marymount (2/20/20)
Most Steals by an Opponent: 16, at San Diego (1/16/16)
Fewest Steals: 1, at Santa Clara (2/4/17)
Most Blocks: 11, 2x, last vs Stephen F. Austin (12/12/21)
Most Blocks by an Opponent: 11, Oklahoma (3/18/17)
Fewest Blocks: 0, multiple times, last vs. Santa Clara (3/8/21)

FORTIER VERSUS ...

School	W	L	North Florida*	1	0
Air Force	1	0	Notre Dame	0	1
Alabama*	1	0	Oklahoma	0	1
American	0	1	Oregon State*	2	3
Arizona*	1	0	Pacific*	22	3
Belmont	0	2	Pepperdine*	22	1
Brigham Young	15	8	Portland*	22	5
Cal*	1	1	Portland State	2	0
Colgate	2	0	Presbyterian	1	0
Colorado*	1	0	Purdue	1	0
Colorado State*	1	2	Rice*	2	0
CSU Bakersfield	1	0	Rutgers	1	0
Dayton	3	0	Saint Francis	1	0
DePaul	0	1	Saint Mary's*	20	4
Eastern Illinois	1	0	San Diego*	19	3
Eastern Michigan	1	0	San Francisco*	21	4
Eastern Washington*	9	0	Santa Clara*	21	3
Florida State*	0	2	Stephen F. Austin	2	0
George Washington	1	0	South Dakota	1	0
Grand Canyon	1	0	South Carolina	0	1
Hawaii	1	0	South Dakota State*	1	1
Idaho	1	0	Southern Utah	2	0
Idaho State	3	0	Southern California	0	1
Iowa	0	1	Stanford*	3	7
Kent State	1	0	Tennessee	1	1
Liberty*	1	0	Tennessee Martin	1	0
Little Rock	1	0	Texas*	0	1
Long Beach State	1	0	Texas Southern	1	0
Louisville*	1	2	Texas Tech*	0	1
Loyola Marymount*	23	0	Toledo*	1	0
Marquette	0	1	UC Davis	1	1
Maine	1	0	UC Irvine*	2	0
Michigan	0	1	UC Riverside	1	0
Middle Tennessee	1	0	UNLV	1	1
Minnesota*	0	1	Utah*	3	1
Missouri State*	2	1	UTSA*	1	0
Montana*	8	0	Queens	1	0
Montana State	4	0	Washington State*	6	5
Nebraska	1	0	West Virginia	1	0
New Mexico*	2	0	Western Illinois	1	0
Nicholls State	1	0	Western Kentucky	1	0
North Alabama	1	0	Winthrop	1	0
Northwestern	1	1	Wyoming*	8	0
North Carolina	0	1			

* 2024-25 Opponents

GONZAGA INDIVIDUAL GAME HIGHS

Points: 37, by Jill Barta, vs. Saint Mary's (3/7/17)
Field-Goals Made: 13, last by Yvonne Ejim vs Arizona (12/20/23)
Field-Goal Attempts: 25, by Sunny Greinacher, San Francisco (2/9/15)
Field-Goal Pct (min. 5 made): 1.00 (7-7) last by Yvonne Ejim, Santa Clara (1/11/24)
3-Pointers Made: 8, Cierra Walker vs Loyola Marymount (2/26/22)
3-Pointers Attempted: 13, last by Kaylynn Truong (2/04/23)
3-Point Pct. (min. 4 made): 1.00 (4-4), last by Cierra Walker (12/8/21)
Free-Throws Made: 12, 5x, last by Zykera Rice, vs. BYU (3/12/19)
Free-Throw Attempts: 15 by Jill Barta, at San Diego (12/21/24)
Free-Throw Pct. (min. 8 Made): 1.00 (12-12), 5x, last by Zykera Rice, vs. BYU (3/12/19)
Rebounds: 22, by Jill Barta, vs. Belmont (11/23/17)
Assists: 12, 2x, by Kaylynn Truong at Cal (12/7/23) and at San Diego (2/1/24)
Steals: 8, by Jessie Loera at Loyola Marymount (2/20/20)
Blocked Shots: 6, Shelby Cheslek, Wyoming (12/4/15)

OPPONENT INDIVIDUAL GAME HIGHS

Points: 35, Alissa Pili, Utah (3/25/24)
Field-Goals Made: 12, Alissa Pili, Utah (3/25/24)
Field-Goal Attempts: 26, Marquell Dent, Wyoming (12/4/15)
Field-Goal Pct (min. 5 made): .900 (9-10), by Merle Wiehl, Santa Clara (1/14/21)
3-Pointers Made: 7, Brenna Chase, BYU (3/12/19)
3-Pointers Attempted: 13, by Melissa Dixon, Iowa (11/29/14)
3-Point Pct. (min. 4 made): 1.00, 2x, last by Sam Simons (5-5), SMC (2/8/20)
Free-Throws Made: 16, by Makenzi Morrison, at BYU (2/28/15)
Free-Throw Attempts: 18, by Makenzi Morrison, at BYU (2/28/15)
Free-Throw Pct. (min. 5 Made): 1.00 (9-9), last by Kiera Oakry, vs USD (1/15/22)
Rebounds: 16, 4x, last by Cameron Brink at Stanford (1/9/22)
Assists: 10, Haley Greer, South Dakota State (12/6/21)
Steals: 6, 5x, last by Valerie Higgins, Pacific (1/5/19)
Blocked Shots: 9, Vionise Pierre-Louis, vs. Oklahoma (3/18/17)

ASSISTANT COACH JORDAN GREEN

12th YEAR - GEORGE FOX, 2001

Jordan Green was hired as the first member of Head Coach Lisa Fortier's staff in April of 2014. He brings a wealth of experience and expertise in both guard and post player development to Gonzaga. Green also has a high knowledge of basketball in the Pacific Northwest as he has recruited the area extensively for most of his professional career.

The Bulldogs have reached new heights during Green's tenure, securing a regular-season Top 10 ranking in the USA Today/WBCA Coaches poll—the highest regular-season ranking ever—along with a No. 11 Associated Press ranking. Each of those milestones came during the 2019-20 season which saw the Bulldogs finish with a program-best 28-2 regular-season record along with the highest win percentage in program history at 90.3 percent (28-3 overall record). The Zags were slated to host the NCAA First and Second Rounds as a Top 16 seed before the season ended abruptly due to the COVID-19 pandemic.

Green has helped guide the Bulldogs to seven West Coast Conference regular-season titles, four WCC Tournament titles, seven post-season appearances including five-straight NCAA tournament appearances and an NCAA Sweet 16 appearance. Since his arrival, Gonzaga has had three players named WCC Player of the Year (Jenn Wirth, Jill Townsend, Jill Barta), 13 All-WCC First Team selections, five All-WCC Second Team selections, six All-WCC Honorable Mention selections and four WCC All-Freshman Team performers.

Prior to arriving at Gonzaga, Green made stops at Idaho, Idaho State and Seattle University. The Cashmere, Wash., native closed out his third season on the Idaho coaching staff in 2013-14 and first as the associate head coach. As a member of the Vandals, Green coordinated recruiting and team travel, handled scouting responsibilities and worked with their post players. The Vandals posted a 54-45 three-year record with Green on the bench, including a 32-16 mark in the Western Athletic Conference. Idaho also earned NCAA Tournament berths in both 2012-2013 and 2013-14 after winning the WAC Tournament Championship. The Vandals' NCAA Tournament bid in 2012-13 was only the second in school history and first since 1984-85. It also was their first post-season berth since 1985-86 campaign. Green coached five All-WAC performers including Alyssa Charleston, a three-time All-WAC performer and a Capital One All-American.

Prior to his time at Idaho, Green worked at Idaho State University as an assistant coach from 2004-11. During his tenure, Idaho State won two Big Sky Championships and made a splash in the post-season three-times; one NCAA Tournament and two appearances in the WNIT. The versatile coach was in charge of guard player development in addition to scouting opponents, coordinating travel and assisting with recruiting.

Before his stop at Idaho State, Green kicked off his coaching career with a single season with the men's basketball program at Seattle University in 2003-04.



Green played basketball collegiately at George Fox University, where he was a three-time captain and a NAIA All-American Honorable Mention. On the all-time statistical charts at George Fox, he ranked third in steals (253), seventh in points (1,468) and 10th in assists (373). He earned his bachelor of science in education from George Fox in 2001, and received his master's in athletic administration and physical education from Idaho State in 2005.

Green is married to Jessica Green, and they have a son Jaden and daughter Josephine.

ASSISTANT COACH STACY CLINESMITH

12th YEAR - UC SANTA BARBARA, 2000

Stacy Clinesmith, former WNBA veteran and Spokane native, was hired as an assistant women's basketball coach on May 2, 2014. The standout from Mead high school has been able to transfer her knowledge of the game as a player into developing guards as a coach. Stacy brings tons of energy and enthusiasm, and does a tremendous job of creating relationships with recruits and within the community.

In her eight seasons with the Bulldogs, Clinesmith has mentored 14 All-WCC guards, including one WCC Player of the Year: Elle Tinkle (twice), Keani Albanez, Laura Stockton (twice), Chandler Smith (twice), Jill Townsend (three times, including the 2019-20 Player of the Year), Katie Campbell, Jessie Loera and Kayleigh Truong (twice). In 2019-20, then-freshman Kayleigh Truong was honored as a member of the WCC All-Freshman team.

In 2019-20, Clinesmith mentored WCC Player of the Year Jill Townsend at guard. The junior led the Zags in scoring (12.3 ppg), second in rebounding (5.6 rpg), first in free-throw percentage (85.1), second in field goal percentage (49.7) and third in three-point field goal percentage (41.1). She also tutored Jessie Loera—who led the Zags in assists and finished her career ranked fourth all-time with 445 assists—and Katie Campbell who was selected to the All-WCC Second Team. In 2018-19, both Loera and Laura Stockton averaged over 4.0 assists per game, while Stockton finished her career ranked third all-time in program history with 459 assists. In 2017-18, Clinesmith oversaw three guards in Stockton, Chandler Smith and Loera who all averaged over 2.7 assists per game and scored at least 6.2 points per contest. Smith picked up All-WCC Second Team honors while Emma Stach was selected WCC All-Tournament. In 2016-17, she tutored All-WCC Honorable Mention selection Stockton at point guard; Stockton finished the season with 144 assists, 10th on the single-season GU list. That season, Gonzaga ranked first in the conference in assist-to-turnover ratio at 1.06.

Clinesmith arrived at Gonzaga following three seasons as an assistant coach at Santa Clara University. During her stint with the Broncos, Clinesmith coached two All-WCC honorees, and All-Freshman selection and five WCC All-Academic honorees. In her first season at SCU, she guided the team to its best start in program history, and as the guard coach, mentored Alyssa Shoji who went on to set the WCC single-season three-point field goal record (99).

Clinesmith began her career in the collegiate ranks serving as Oregon State University's Director of Basketball Operations in 2008-09 and went on to become the assistant coach at Central Washington University in 2010-11.

Before hitting the collegiate coaching ranks, Clinesmith enjoyed a record-setting basketball career. She was tabbed the Washington State 3A Player of the Year while at Mead and went on to become one of the most accomplished guards ever to play at UC Santa Barbara. She finished her college career second in UC Santa Barbara history in assists (647) and fourth in scoring (1,565 points).

Clinesmith led the Gauchos to four-straight NCAA Tournament appearances and earned All-Big West honors three times, starting with her sophomore season, and was named to the Big West All-Freshman Team as a rookie. The Gauchos won the Big West Tournament titles in each of her four seasons and Clinesmith was tabbed the Big West Tournament Most Valuable Player in 2000.

After her collegiate career, Clinesmith was drafted by the Sacramento Monarchs in the second round of the 2000 WNBA Draft and spent two seasons playing for Sacramento before joining the Detroit Shock in 2002. She went on to play with the Springfield Sprint of the National Women's Basketball League (NWBL) and the Gigantes de Carolina in Puerto Rico.

Clinesmith graduated from UC Santa Barbara in 2000 with a bachelor of arts degree in sociology. She has been a certified strength and conditioning coach since 2004.



ASSISTANT COACH CRAIG FORTIER

12th YEAR - CAL STATE-MONTEREY BAY, 2003

Fortier joined the Gonzaga women's basketball staff on May 5, 2014, rounding out head coach Lisa Fortier's staff hires. Craig, Lisa's husband, brought over a decade of coaching experience with him to Gonzaga, including three seasons as the associate head coach of the Eastern Washington men's basketball team.

Fortier had also previously spent time as a graduate assistant for Gonzaga's men's basketball team from 2004-06; during that same time, Lisa served as the coordinator of basketball operations for GU's women's team.

Working primarily with the posts, he has tutored 13 all-conference forwards including eight first team selections and the first-ever WCC Sixth Woman of the Year (Melody Kempton, 2021). Fortier has mentored two WCC Player of the Year honorees in Jenn Wirth (2021) and Jill Barta (2018). Wirth, a two-time First Team All-WCC selection, collected multiple postseason awards, including Honorable Mention AP All-America and DI-AAA ADA Scholar Athlete honors, finishing her career ranked 22nd all-time in scoring with 1,051 points and 8th all-time in rebounding with 685. Barta, who was a three-time First Team All-WCC selection in three seasons, became just the third Zag in program history to do that. Barta finished seventh all-time with 1,620 points and 11th all-time with 652 rebounds. She was drafted into the WNBA after three seasons on the court at Gonzaga. Under his tutelage, Zykeria Rice, Kiara Kudron and Sunny Greinacher were also selected First Team All-WCC. Rice also joined Barta in the WNBA ranks, earning a training camp spot with the Seattle Storm in 2019.

While at Eastern Washington, Fortier helped direct the Eagles' defense, and in 2013-14, EWU finished in the top three in the Big Sky in three different categories, including blocked shots (1st; 4.3), field goal percentage defense (2nd; 44.6) and three-point field goal percentage defense (3rd; 34.5). The Eagles also had top three season in school history in turnovers per game, averaging 12.0 in 2013-14, 13.4 in 2012-13 and a school best 11.8 in 2011-12.

Prior to his time with the Eagles, Fortier was instrumental in helping the Whitworth men's basketball program reach new heights. In 2010-11, Fortier helped the Pirates advance to the NCAA Division III Sectional Final (Elite Eight) for the first time in program history.

Whitworth ended that season with an impressive 28-2 mark, also a program record.

Fortier's experience also includes a one-year stint as an administrative assistant for the men's basketball team at Colorado State University and a one-year stint and the assistant men's basketball coach for his alma mater, Cal State Monterey Bay.

He graduated from Cal State Monterey Bay in 2003 with a degree in human connection. He earned his master's degree in sport and athletic administration from Gonzaga in 2006.

Fortier has been married to Lisa since 2006 and they have two sons Marcus (2010) and Calvin (2012), and a daughter, Quincy (2014).



ASST. COACH/ VIDEO COORDINATOR - JAZMINE REDMON**2nd YEAR - GONZAGA, 2014**

Redmon comes back to GU from Fresno State as she was the assistant coach and director of operations during the 2023-24 season. Prior to that, Redmon played for Gonzaga from 2010-14, winning four West Coast Conference regular-season championships and three WCC tournament championships. In 2013, the defensive stalwart for the Bulldogs was named the conference's Defensive Player of the Year. As a senior, she earned WCC honorable mention.

The point guard finished her career averaging 4.7 points, 2.4 rebounds, 3.1 assists and 1.6 steals per game in 77 appearances. She currently ranks No. 6 all-time in career assists (400) and steals (211) at Gonzaga.

After college, she played three years professionally in Europe, spending time in Frankfurt, Germany, Thessaloniki, Greece and Copenhagen, Denmark. Following that, Redmon has spent her days coaching in Spokane, Washington, first as an assistant at Mead High School. She has since spent the last three years as the head coach at University High School.

Lisa Fortier on Redmon: We are really excited to bring Jazy back to Spokane and Gonzaga. She was a great player and leader for us, and understands our culture and what it takes to have continued success. I loved coaching her the 4 years she was here and am going to enjoy wining with her on a different level now.

ASSISTANT COACH- CHANTEL OSAHOR**2nd YEAR - WASHINGTON, 2017**

One of the nation's youngest coaching stars, Osahor, an All-American at Washington in 2017, made previous stops at Drake and Arkansas before arriving in Norman for three seasons. She was selected to the Women's Basketball Coaches Association's 30 Under 30 Class in 2023.

During her second season in Norman, the Sooners posted a 14-4 record in Big 12 play en route to the program's first regular-season conference championship since 2009. A 26-7 record, the team's best in over a decade, saw Oklahoma advance to the second round of the NCAA Tournament for the second consecutive season. In addition, she oversaw the continued development of Skylar Vann, who repeated as the Big 12's Sixth Player of the Year, and Madi Williams, who became Oklahoma's first WNBA Draft pick since 2013.

In her first year at Oklahoma, the Sooners reached the second round of the NCAA Tournament for the first time since 2017 and scored the second most points in program history. Working primarily with OU's post players, the Sooners finished 10th nationally in points in the paint, with nearly half of the team's points coming from the lane. In addition, for the first time since 2007, Oklahoma led the Big 12 in rebounding, more impressively doing so after finishing last in the league in the category the year prior.

In two years at Arkansas, Osahor helped guide the Razorbacks to the NCAA Tournament in 2021, and the Hogs would've appeared in the 2020 tournament had it not been canceled. With Osahor on the bench, Arkansas compiled a 43-17 record over the two seasons and finished 15th in the 2021 AP Poll, the highest ranking since 1995.

As a player at Washington, Osahor starred on three NCAA Tournament teams and helped the Huskies to the 2016 Final Four and 2017 Sweet 16. The 2017 WBCA All-American is one of just two players in Washington history to record at least 1,000 points and 1,000 rebounds in a career. As a senior, she led the nation with 15.3 rebounds per game and 30 double-doubles. She holds the school record for career rebounds and was a finalist for the Naismith Trophy in 2017.

After college, Osahor was drafted 21st overall by the Chicago Sky in the 2017 WNBA draft.

DIRECTOR OF OPERATIONS - SHANNON DONEGAN

3rd YEAR - TEMPLE, 2012

Women's basketball head coach Lisa Fortier has announced the hiring of Shannon Donegan as the director of operations for the team.

"Having Shannon back at Gonzaga is a huge win for the department and for me," Fortier said. "She is someone who cares deeply about the quality and commitment of the program, and I trust her as much as anyone I've worked with. Basketball has an amazing way of bringing people back into your life, and we are thankful that is the case with Shannon."

Donegan is most recently coming from The College of New Jersey as an assistant coach starting in 2021-22. Donegan joined the Lions after serving time at Eastern Washington, Gonzaga, and Saint Mary's over the course of the last eight years.

Prior to TCNJ, Donegan served as an assistant coach at Eastern Washington University for a year after three seasons at Gonzaga as the director of operations.

At GU, Donegan helped guide the Bulldogs to an 84-14 overall record, two trips to the NCAA tournament and three West Coast Conference regular season championships. Working with head coach Lisa Fortier, Donegan also helped coach 13 All-WCC Team honorees including two Player of the Year recipients.

Before her time with the Bulldogs, she had a four-year stint at Saint Mary's College of California where she was the director of women's basketball operations and the video coordinator.

Donegan began her coaching career in 2011 at Germantown Friends High school in Philadelphia, Pa., as the girls' varsity coach where she helped improve the team's league record from 6-12 overall to 11-6.

She earned her B.S. in Athletic Training in May of 2012 from Temple University before moving on to get her Master's in Sport Management from the University of San Francisco in May of 2015.

"I am beyond grateful for the opportunity to re-join Lisa and the Gonzaga family!" Donegan said. "The standard of success and atmosphere in The Kennel proves why it is one of the most special places in the country. Lisa is a talented coach, incredible leader, and outstanding role model for her student-athletes. I look forward to returning to the exceptional basketball community she continues to cultivate here in Spokane. Zag Nation, let's go!"





1

PAIGE LOFING

G \ 5-9 \ FR
BILLINGS, MONTANA
HUNTLEY PROJECT HS

Gonzaga women's basketball head coach Lisa Fortier announced the signing of Paige Lofing for the 2025-26 season. A 5-9 guard, Lofing comes from Billings, Montana.

Paige Lofing | G | 5-9 | Billings, Montana

A prolific guard, Lofing averaged 24 points per game last season for Huntley Project, leading the Red Devils to a third-place finish at the 2024 Class B girls state basketball tournament. Lofing eclipsed 30 points six times last season, including a high game of 39 against Red Lodge.

Lisa Fortier on Lofing: We can't wait to start coaching Paige! She is a very talented point guard, who has an offensive skill set that will allow her to play off the ball as well. She has grown tremendously as a leader in the past two years, and provides a steadiness at the position that is beyond her years. She has a great combination of shooting ability and athletic drive game. We are really looking forward to having Paige join the program.





2 VERA GUNAYDIN

G \ 5-9 \ SR
Ankara, Turkey
South Georgia Tech

JUNIOR (2024-25):

Appeared in 17 games ... Scored a season-high 3 points against Wyoming (11/17/24) ... Registered a season-high 14 minutes of play in that game ... Grabbed a career-high 2 rebounds against Rice (11/21/24) ... Recorded 1 block against San Diego (01/30/25) ... Added 1 steal against Florida State (11/30/24)

SOUTH GEORGIA TECH COLLEGE

Gunaydin started in 32 games for South Georgia Tech College and averaged over 13 points per game while shooting over 42% from the floor. She was one of only three players to be averaging in double-digits from the team. She had the highest three-point shooting percentage for the Lady Jets hitting 33% of her attempted shots. She was also the second leading rebounder for the team averaging 5.2 per game.

During the season, she was named the Georgia Collegiate Athletic Association (GCAA) Women's Basketball Player of the Week following SGTC's wins over Snow College and St. Petersburg College.

Lisa Fortier on Gunaydin: We were immediately drawn to Vera because of her ability to shoot the ball from distance and her commitment to being one of the hardest workers everywhere she's been. She's been pushed to expand her game and play different positions, and has thrived in each situation. She is excited to be a Zag and we are excited to coach her!



CAREER STATISTICS

SEASON	TEAM	GP-GS	MIN/AVG	Field Goals		3-Point		F-Throws		Rebounds				Scoring						
				FG-FGA	FG%	3FG-3FGA	3FG%	FT-FTA	FT%	OFF	DEF	TOT	AVG	PF	FO	A	TO	BLK	STL	PTS
2024-25	Gonz	17-0	70/4.1	1-20	.050	1-12	.083	0-0	.000	4	4	8	0.5	2-0	3	4	1	2	3	0.2
TOTAL		17-0	70/4.1	1-20	.050	1-12	.083	0-0	.000	4	4	8	0.5	2-0	3	4	1	2	3	0.2



3

JULIA WILSON

G \ 5-10 \ FR
Temecula, Calif.
Rancho Christian

Gonzaga women's basketball head coach Lisa Fortier announced the signing of Julia Wilson for the 2025-26 season. A 5-10 guard, Wilson comes from Temecula, Calif.

Julia Wilson | G | 5-10 | Temecula, California

Going into the 2024-25 season, Julia Wilson has played in 74 games for Rancho Christian and averages 13.8 points per game along with 7.6 rebounds and 4.9 assists a game. In the 2023-24 season, she was named the Player of the Year from MaxPreps Basketball along with Player of the Game 10 times in her career.

Lisa Fortier on Wilson: We are really excited to have Julia as a part of our program. She is capable of playing every position on the floor. She will be able to help relieve pressure, play strong around the basket and guard every position. Julia is a good shooter and as good a culture fit for GU as there is out there. Welcome to the family, Julia!





4

SIERRA LICHTIE

F \ 6-0 \ GR
Riverton, Utah

Gonzaga women's basketball head coach Lisa Fortier announced the signing of Sierra Lichtie. A 6-0 forward, Lichtie is transferring to Gonzaga after three years at Cal Poly. She comes to GU as a graduate student who will have two years left to play.

Sierra Lichtie | F | 6-0 | Riverton, Utah | Cal Poly/Bingham HS
In her redshirt sophomore season, Lichtie started in 29 games and averaged 10.6 points and 6.7 rebounds per game. She was a key contributor during Cal Poly's dash in the Big West Championship, grabbing a team high 13 rebounds and 17 points against UC Santa Barbara.

Overall, she played in 60 games for the Mustangs and started in 48 of those. She averaged 25.1 minutes per game and grabbed 294 rebounds in her career while scoring 518 points.

HIGH SCHOOL CAREER

Four-year varsity player at Bingham High School ... helped school win two 6A state championships in 2019 and 2020 ... in 2020 state championship game, led team with 18 points and was 4-5 from three ... was named 2020 State Tournament MVP ... also helped school win three regional championships ... for her career, scored over 1,000 points and averaged 18.5 points, 7 rebounds, and 4 assists ... was a three-time All-Region honoree and was the 2022 Region MVP ... academically, was top of her class with a 4.0 GPA.

Lisa Fortier on Lichtie: Sierra is first and foremost a competitor. A versatile forward who can guard multiple positions and does whatever it takes to win. Sierra is a smart player and will fit right in with the kind of team focus we have in our program.



CAREER STATISTICS

SEASON	TEAM	GP-GS	MIN/AVG	Field Goals		3-Point		F-Throws		Rebounds				Scoring							
				FG-FGA	FG%	3FG-3FGA	3FG%	FT-FTA	FT%	OFF	DEF	TOT	AVG	PF-FO	A	TO	BLK	STL	PTS	AVG	
2022-23	CPO	8-0	122/15.3	15-32	.469	4-12	.333	8-9	.889	7	8	15	1.9	19-0	5	13	0	4	42	5.3	
2023-24	CPO	31-26	712/23.0	76-173	.439	14-51	.275	50-65	.769	32	88	120	3.9	83-0	36	87	9	30	216	7.0	
2024-25	CPO	30-27	880/29.3	117-274	.427	16-74	.216	68-80	.850	60	140	200	6.7	77-1	49	100	9	37	318	10.6	
TOTAL FOR Gonz		0-0	0/0.0	0-0	.000	0-0	.000	0-0	.000	0	0	0	0.0	0-0	0	0	0	0	0	0	0.0
TOTAL		69-53	1714/24.8	208-479	.434	34-137	.248	126-154	.818	99	236	335	4.9	179-1	90	200	18	71	576	8.3	



8

INÊS BETTENCOURT

G \ 5-9 \ SR
Sao Miguel, Portugal
UConn

assists as she was named to the All-Star Five.

Lisa Fortier on Bettencourt: Ines is going to be a great addition to our team. She is coming from a high level program, and knows how to work hard every day. She has a drive to continue to improve, and has shown a balance of poise and urgency in stressful game situations, which is critical for a point guard. We can't wait to get Ines on campus and get to work!

JUNIOR (2024-25): Played in 35 games and started in 16 ... Averaged 6.1 points, 2.1 rebounds, and 2.7 assists in 22.3 minutes per game ... Scored a season-high 17 points against Wyoming on Nov. 17 ... Played a season-high 35 minutes against Rice on Nov. 21 ... Made 6 field goals on 13 attempts and 4 three-pointers on 8 attempts against New Mexico on Nov. 24 ... Recorded a season-high 5 free throws made against Minnesota on Mar. 27 ... Grabbed a season-high 5 rebounds against San Francisco on Feb. 22 ... Recorded 6 assists at Minnesota on Mar. 27 ... Registered 2 blocks against Oregon State on Dec. 28 ... Recorded a season-high 4 steals against Saint Mary's (CA) on Feb. 20 ... Shot 38.4% from the field, 35.8% from three-point range, and 74.4% from the free-throw line ... Finished the season with 6 double-digit scoring games ...

UConn

Bettencourt played two seasons at UConn and appeared in 28 games in the 2023-24 season. She totaled 18 points, 21 rebounds and 16 assists on the year.

During her freshman year in 2022-23, Bettencourt played in 25 games and started in one of those. She averaged 1.4 points and 1.2 assists per game.

In 2023, she was the second-youngest player on the roster at the 2023 U20 European Championship and ranked second on the team with 9.7 points and 3.3 assists a game. In 2022, she also represented Portugal at the 2022 FIBA U18 Women's European Championship. She led Portugal and ranked fourth in the tournament with 14.4 points per game with 54.6 steals, 3.7 rebounds and 3.6



CAREER STATISTICS

SEASON	TEAM	GP-GS	MIN/AVG	Field Goals		3-Point		F-Throws		Rebounds				Scoring						
				FG-FGA	FG%	3FG-3FGA	3FG%	FT-FTA	FT%	OFF	DEF	TOT	AVG	PF-FO	A	TO	BLK	STL	PTS	AVG
2022-23	UConn	25-1	224/8.9	12-31	.387	5-14	.357	5-6	.833	1	19	20	0.8	17-0	29	25	3	9	34	1.4
2023-24	UConn	28-0	157/5.6	8-32	.250	0-7	.000	2-4	.500	7	14	21	0.8	10-0	16	13	2	9	18	0.6
2024-25	Gonz	35-16	781/22.3	76-198	.384	29-81	.358	34-45	.756	9	66	75	2.1	61-0	93	81	11	31	215	6.1
TOTAL FOR Gonz		35-16	781/22.3	76-198	.384	29-81	.358	34-45	.756	9	66	75	2.1	61-0	93	81	11	31	215	6.1
TOTAL		88-17	1162/13.2	96-261	.368	34-102	.333	41-55	.745	17	99	116	1.3	88-0	138	119	16	49	267	3.0



11

ALLIE TURNER

G / 5-8 / SO
 St. Louis, Mo.
 John Burroughs

HONORS

2025 WCC FRESHMAN OF THE YEAR


2025 ALL-WCC FIRST TEAM

2025 WBCA ALL-AMERICAN HONORABLE MENTION

FRESHMAN (2024-25): All-WCC First Team ... WCC Freshman of the Year ... Started 35 of 35 games ... Averaged 13.4 points, 3.3 rebounds, and 3.6 assists in 32.7 minutes per game ... Scored a season-high 23 points with 9 field goals made at Santa Clara on Mar. 1 ... Played a season-high 41 minutes at Washington State on Feb. 8 ... Recorded 6 three-pointers made on 10 attempts at LMU (CA) on Jan. 18 ... Grabbed a season-high 9 rebounds at LMU (CA) on Jan. 18 ... Recorded 9 assists at Oregon State on Dec. 28 ... Shot 46.1% from the field and 45.7% from three-point range ... Finished the season with 13 double-digit scoring games ... Totaled 470 points, 117 rebounds, and 127 assists in 1,144 minutes played ... Recorded 24 steals and 19 blocks ... Shot 86.8% from the free-throw line... Broke single season record of three-pointers made (105)

Turner comes from St. Louis, Mo., and led her high school to their first basketball state championship with a 54-46 win over St. Joseph Benton in the Class 4 Championship game with a 14-point fourth-quarter performance. In her junior year, she averaged 16.2 points a game while grabbing 4.2 rebounds and dishing out 4.5 assists per game.

Fortier on Turner: Allie is a great shooter! She is a very heady guard who has the ability to both stretch the floor and run the team. Her motor will allow her to play heavy minutes and her steady demeanor is one of the things we really value in our handling guards. Welcome to the family, Allie!



CAREER STATISTICS

SEASON	TEAM	GP-GS	MIN/AVG	Field Goals		3-Point		F-Throws		Rebounds				Scoring						
				FG-FGA	FG%	3FG-3FGA	3FG%	FT-FTA	FT%	OFF	DEF	TOT	AVG	PF	FO	A	TO	BLK	STL	PTS
2024-25	Gonz	35-32	1144/32.7	166-360	.461	105-230	.457	33-38	.868	11	106	117	3.3	51-0	127	95	19	24	470	13.4
TOTAL		35-32	1144/32.7	166-360	.461	105-230	.457	33-38	.868	11	106	117	3.3	51-0	127	95	19	24	470	13.4



12

CHRISTABEL OSAROBO

G / 5-11 / SO
Tudela, Spain

FRESHMAN (2024-25): Played in 28 games ... Scored a season-high 3 points against Eastern Washington on Dec. 14 ... Recorded a season-high 2 rebounds against San Diego on Jan. 30 ... Logged 2 assists at Stanford on Nov. 10 ... Totaled 20 points, 17 rebounds, and 7 assists in 194 minutes played ...

PERSONAL

Osarobo comes from Tudela, Spain, and plays for the Ipswich Basketball Academy. She was most recently named WEABL South Defensive Player of the Year and the Most Improved Player in the 2022-23 season. Osarobo begins her third year at the Ipswich Basketball Academy, which is based at Copleston High School and Sixth Form. She has led Ipswich to two U18 Final Four Appearances, two National Cup finals, two WEABL Final Fours, the U18 Playoff and Cup Championship Double and as she has become a key starter for the Ipswich Senior Women in WNMBL Division One.

Fortier on Osarobo: Christabel is a great athlete! Her length and speed have helped her to become a valuable defender. She is comfortable playing multiple positions and her game is evolving every day. She finishes at a high level around the basket and can score at all three levels. I am so happy to have her joining our program.



CAREER STATISTICS

SEASON	TEAM	GP-GS	MIN	AVG	Field Goals			3-Point		F-Throws		Rebounds				Scoring					
					FG-FGA	FG%	3FG-3FGA	3FG%	FT-FTA	FT%	OFF	DEF	TOT	AVG	PF	FO	A	TO	BLK	STL	PTS
2024-25	Gonz	28-0	193	6.9	7-24	.292	5-14	.357	1-6	.167	4	13	17	0.6	16-0	7	11	0	6	20	0.7
TOTAL		28-0	193	6.9	7-24	.292	5-14	.357	1-6	.167	4	13	17	0.6	16-0	7	11	0	6	20	0.7



20

TAYLOR SMITH

F \ 6-2 \ JR
Pocatello, ID
Weber State

Gonzaga women's basketball head coach Lisa Fortier announced the signing of Taylor Smith. A 6-2 forward, Smith is transferring to Gonzaga after two years at Weber State. She will have two years of eligibility left at Gonzaga as a graduate student.

Taylor Smith | F | 6-2 | Pocatello, Idaho | Weber State/Century HS
In her sophomore season, Smith played and started in 27 games for the Wildcats. She averaged 12.9 points and 5.9 rebounds per game while playing an average 30.2 minutes. She ranked #7 in Big Sky scoring to earn Big Sky First Team honors, the first Weber State women's basketball player to do so since the 2017-18 season.

Overall, she played in 56 games for the Wildcats and started in 28 of those. She averaged 25.8 minutes per game and grabbed 263 rebounds in her career while scoring 532 points.

Lisa Fortier on Smith: Taylor is a multi-skilled forward that can score and create in a variety of ways. She thrives in mismatches and is the kind of player we think is just scratching the surface of her potential.
Related Content



CAREER STATISTICS

SEASON	TEAM	GP-GS	MIN/AVG	Field Goals		3-Point		F-Throws		Rebounds				Scoring							
				FG-FGA	FG%	3FG-3FGA	3FG%	FT-FTA	FT%	OFF	DEF	TOT	AVG	PF-FO	A	TO	BLK	STL	PTS	AVG	
2023-24	Weber	29-1	630/21.7	74-181	.409	10-29	.345	27-47	.574	23	80	103	3.6	49-0	25	51	25	21	185	6.4	
2024-25	Weber	27-27	815/30.2	129-325	.397	14-49	.286	75-90	.833	37	124	161	6.0	61-2	65	92	36	36	347	12.9	
TOTAL FOR Gonz		0-0	0/0.0	0-0	.000	0-0	.000	0-0	.000	0	0	0	0.0	0-0	0	0	0	0	0	0	0.0
TOTAL		56-28	1446/25.8	203-506	.401	24-78	.308	102-137	.745	60	204	264	4.7	110-2	90	143	61	57	532	9.5	



22

MCKYNNLIE DALAN

F \ 6-0 \ JR
 Montesano, Wash.
 Minnesota

SOPHOMORE (2024-25): Appeared in 33 games and started one ... Scored a season-high 12 points with 4 field goals made against Montana on Nov. 5 ... Grabbed a season-high 8 rebounds against Eastern Washington on Dec. 14 ... Recorded 4 free throws made on 4 attempts at New Mexico on Nov. 24 ... Shot 37.2% from the field and 33.3% from three-point range ... Finished the season with 3 double-digit scoring games ... Totaled 98 points, 73 rebounds, and 16 assists in 416 minutes played ... Recorded 13 steals and 5 blocks ...

Dalan appeared in 15 games for the Gophers during her freshman season. She made her college debut against LIU and grabbed one rebound in three minutes of action. Against Grambling, she grabbed a career high four rebounds and scored her first college point at the free throw line. She scored her first collegiate bucket, a three from the corner, with 1:32 remaining in the game against Lindenwood.

Prior to joining Minnesota, Dalan was an All-State honoree in both basketball and volleyball her junior year at Montesano High School. She played four years of basketball and volleyball at the high school level. She averaged 21 points and 16 rebounds during her junior high school season.

Lisa Fortier on Dalan: We are really excited about Mckynnlie. She is a forward who will be able to stretch the defense with her perimeter shooting and embraces physicality around the basket. She is driven to improve and ready to put in the work to become the best version of herself. Welcome to the family, Mckynnlie!



CAREER STATISTICS

SEASON	TEAM	GP-GS	MIN/AVG	Field Goals		3-Point		F-Throws		Rebounds				Scoring						
				FG-FGA	FG%	3FG-3FGA	3FG%	FT-FTA	FT%	OFF	DEF	TOT	AVG	PF-FO	A	TO	BLK	STL	PTS	AVG
2023-24	MINN	15-0	45/3.0	1-4	.250	1-1	1.000	1-2	.500	3	8	11	0.7	3-0	0	1	0	1	4	0.3
2024-25	Gonz	33-1	425/12.9	35-94	.372	2-6	.333	26-37	.703	37	36	73	2.2	39-0	16	20	5	13	98	3.0
TOTAL FOR Gonz		33-1	425/12.9	35-94	.372	2-6	.333	26-37	.703	37	36	73	2.2	39-0	16	20	5	13	98	3.0
TOTAL		48-1	470/9.8	36-98	.367	3-7	.429	27-39	.692	40	44	84	1.8	42-0	16	21	5	14	102	2.1



23

JAIDEN HAILE

F \ 6-2 \ FR

Fargo, N.D.

West Fargo Horace

Gonzaga women's basketball head coach Lisa Fortier announced the signing of Jaiden Haile for the 2025-26 season. A 6-2 forward, Haile comes from Fargo, North Dakota.

Jaiden Haile | F | 6-2 | Fargo, North Dakota

In the 2023-24 season, Jaiden Haile averaged 24 points per game, 15.6 rebounds and 1.6 assists while playing for the West Fargo Horace High School basketball team. She earned 1st Team All-State while also playing for her club basketball team for North Tartan.

Lisa Fortier on Jaiden Haile: "I am really looking forward to adding Jaiden to our roster next year. She is such a strong and tough defender, and is always willing to sacrifice her body for the good of the group. She is very skilled around the basket and all the way out to the three-point line. Jaiden is a positive and directive leader, who will make everyone around her better. Her work ethic and the way she goes about her business on and off the court make it seem like she was born to be a Zag!"





24

TERYN GARDNER

G \ 5-0 \ SO
Spokane, WA
Boise State

Gonzaga women's basketball head coach Lisa Fortier announced the signing of Teryn Gardner for the 2025-26 season. A 5-9 guard, Gardner returns to Spokane, after one year at Boise State.

Teryn Gardner | G | 5-9 | Spokane, Wash. | Boise State/ Mead High School

Gardner comes to Gonzaga after one year at Boise State. During her freshman year, she appeared in 32 games and averaged 12.7 minutes. Her best scoring performance was against Furman, where she scored 10 points. She also grabbed a career-high nine rebounds against Utah Tech.

HIGH SCHOOL CAREER

Gardner was named the SBLive's WaFd Bank's Washington 3A/4A Senior Girls Athlete of the Year...named the Metro Girls Athlete of the Year at the Spokane Youth Sports Awards...named the Greater Spokane League MVP her junior and senior seasons...recognized as the league's best defensive player as a senior...named all-conference all four seasons...led the Panthers to three consecutive top-five finishes at the WIAA Class 3A Championships, including a runner-up finish as a senior...named to the Washington All-Classification, All-State team twice... finished her career with 1,568 career points...earned a second-team all-state and second-team all-conference nod as a midfielder her senior year...also won a state championship as part of Mead's 4x400 relay team as a junior...named class valedictorian.



Lisa Fortier on Gardner: We are so glad to bring Teryn back home. She is a great shooter who has the motor to play the speed we like to play at Gonzaga. She will be able to guard multiple positions and is eager to improve as a player. She was a standout 3 sport athlete at Mead and we can't wait to help her develop as she continues her focus on basketball.

CAREER STATISTICS

		Field Goals		3-Point		F-Throws		Rebounds				Scoring								
SEASON	TEAM	GP-GS	MIN/AVG	FG-FGA	FG%	3FG-3FGA	3FG%	FT-FTA	FT%	OFF	DEF	TOT	AVG	PF-FO	A	TO	BLK	STL	PTS	AVG
2024-25	Boise	32-0	405/12.7	38-109	.349	26-73	.356	14-14	1.000	21	49	70	2.2	24-0	19	24	1	18	116	3.6
TOTAL FOR Gonz		0-0	0/0.0	0-0	.000	0-0	.000	0-0	.000	0	0	0	0.0	0-0	0	0	0	0	0	0.0
TOTAL		32-0	405/12.7	38-109	.349	26-73	.356	14-14	1.000	21	49	70	2.2	24-0	19	24	1	18	116	3.6



33

LAUREN WHITTAKER

F \ 6-3 \ R-FR

Canterbury, New Zealand

FRESHMAN (2023-24)

Redshirted.

6'3 | Forward | New Zealand | St. Andrews College in Christchurch

Whittaker comes from New Zealand and was recently selected as the sole New Zealand representative for the National Basketball Association Basketball Without Borders Global Camp In Las Vegas. It marked the first women's only BWB camp ever held. The camp brought 38 of the top female school-age prospects from 24 countries as it was led by the NBA, WNBA and FIBA. Whittaker also competed in the U-19 nationals, where she represented her hometown, Canterbury. Her team won the tournament and Whittaker was named the most valuable player from the tournament.

Fortier on Whittaker: Lauren is going to be a huge asset to our team. She adds size and skill and brings a ton of high-level experience to the team. There are not many players out there who move so fluid at her height. She can score inside and out and loves to play the physical game. We can't wait to get her to Spokane.





55 ZERYHIA AOKUSO

G \ 5-10 \ JR
Amarillo, TX
Saint Mary's

HONORS

WCC FRESHMAN OF THE YEAR
All-WCC Second Team

Gonzaga women's basketball head coach Lisa Fortier announced the signing of Zeryhia Aokuso for the 2025-26 season. A 5-10 guard, Aokuso is transferring to Gonzaga after two years at Saint Mary's.

Zeryhia Aokuso | G | 5-10 | Amarillo, Texas | Saint Mary's/ Amarillo High

During her freshman year at Saint Mary's, Aokuso was named the WCC Freshman of the Year and was selected to the All-WCC Second Team. Overall, she has started in 45 games for the Gaels and has averaged 10.9 points a game her first two years. During her sophomore season, she averaged 25 minutes a game and had a season-high performance of 21 points against San Diego.

HIGH SCHOOL CAREER

Was twice named All-Third District at Amarillo High...
Named MVP in 2023... Part of teams that were District champs all three years she was on varsity... Advanced to Geico Championship.

Lisa Fortier on Aokuso: Zeryhia is a proven and versatile player who has been an opponents nightmare since she stepped on the floor for the first time as a freshman. Her size and skill set make her a challenge to guard, and her mid-range jumper is one of the best I've seen. She is a great passer, and will bring very valuable experience to our team this year.



CAREER STATISTICS

SEASON	TEAM	GP-GS	MIN/AVG	Field Goals		3-Point		F-Throws		Rebounds				Scoring							
				FG-FGA	FG%	3FG-3FGA	3FG%	FT-FTA	FT%	OFF	DEF	TOT	AVG	PF-FO	A	TO	BLK	STL	PTS	AVG	
2023-24	SMC	31-24	793/25.6	144-308	.468	11-37	.297	75-93	.806	22	85	107	3.5	76-1	91	113	5	20	374	12.1	
2024-25	SMC	26-20	650/25.0	93-217	.429	11-31	.355	41-55	.745	11	67	78	3.0	52-0	92	71	5	32	238	9.2	
TOTAL FOR Gonz		0-0	0/0.0	0-0	.000	0-0	.000	0-0	.000	0	0	0	0.0	0-0	0	0	0	0	0	0	0.0
TOTAL		57-44	1444/25.3	237-525	.451	22-68	.324	116-148	.784	33	152	185	3.2	128-1	183	184	10	52	612	10.7	



2024-25 Gonzaga Women's Basketball
Combined Team Statistics
All games

Game Records

Record	Overall	Home	Away	Neutral
ALL GAMES	24-11	13-3	11-4	0-4
CONFERENCE	17-3	8-2	9-1	0-0
NON-CONFERENCE	7-8	5-1	2-3	0-4

Score by Periods

Team	1st	2nd	3rd	4th	OT	TOT
Gonzaga	604	520	601	632	36	2393
Opponents	540	473	592	609	39	2253

Team Box Score

No.	Player	Total			3-Point			F-Throw		Rebounds				PF DQ A TO BLK STL PTS AVG								
		GP-GS	MIN	AVG	FG-FGA	FG%	3FG-3FGA	3FG%	FT-FTA	FT%	OFF	DEF	TOT	AVG	PF	DQ	A	TO	BLK	STL	PTS	AVG
15	EJIM, Yvonne	35-35	1093:19	31.2	281-529	.531	12-47	.255	152-194	.784	111	214	325	9.3	100	2	86	106	36	47	726	20.7
11	TURNER, Allie	35-32	1144:14	32.7	166-360	.461	105-230	.457	33-38	.868	11	106	117	3.3	51	0	127	95	19	24	470	13.4
5	HUIJBENS, Maud	29-22	803:34	27.7	110-262	.420	16-66	.242	34-55	.618	50	143	193	6.7	76	1	53	67	12	23	270	9.3
4	O'CONNOR, Claire	34-29	796:35	23.4	88-211	.417	49-120	.408	34-50	.680	47	71	118	3.5	72	0	42	44	6	32	259	7.6
35	SALENBIEN, Bree	21-2	374:17	17.8	44-123	.358	22-67	.328	25-33	.758	22	41	63	3.0	33	1	29	42	12	11	135	6.4
8	BETTENCOURT, Ines	35-16	781:20	22.3	76-198	.384	29-81	.358	34-45	.756	9	66	75	2.1	61	0	93	81	11	31	215	6.1
10	DALTON, Tayla	24-15	622:17	25.9	45-111	.405	14-43	.326	21-33	.636	27	60	87	3.6	38	0	56	31	2	26	125	5.2
22	DALAN, McKynnlie	33-1	425:12	12.9	35-94	.372	2-6	.333	26-37	.703	37	36	73	2.2	39	0	16	20	5	13	98	3.0
0	LITTLE, Esther	31-23	803:04	25.9	28-81	.346	2-17	.118	10-18	.556	66	100	166	5.4	60	1	53	63	6	23	68	2.2
12	OSAROBO, Christabel	28-0	193:01	6.9	7-24	.292	5-14	.357	1-6	.167	4	13	17	0.6	16	0	7	11	0	6	20	0.7
31	HOPKINS, Ella	10-0	18:34	1.9	1-3	.333	0-1	.000	2-2	1.000	0	1	1	0.1	0	0	0	1	0	0	4	0.4
2	GUNAYDIN, Vera	17-0	69:34	4.1	1-20	.050	1-12	.083	0-0	.000	4	4	8	0.5	2	0	3	4	1	2	3	0.2
Team											60	75	135					33				
Total		35	7125		882-2016	.438	257-704	.365	372-511	.728	448	930	1378	39.4	548	5	565	598	110	238	2393	68.4
Opponents		35	7125		811-2024	.401	237-726	.326	394-548	.719	341	714	1055	30.1	567	14	456	453	101	294	2253	64.4

Team Statistics

	GONZ	OPP
Scoring	2393	2253
Points per game	68.4	64.4
Scoring margin	+4.0	-
Field goals-att	882-2016	811-2024
Field goal pct	.438	.401
3 point fg-att	257-704	237-726
3-point FG pct	.365	.326
3-pt FG made per game	7.3	6.8
Free throws-att	372-511	394-548
Free throw pct	.728	.719
F-Throws made per game	10.6	11.3
Rebounds	1378	1055
Rebounds per game	39.4	30.1
Rebounding margin	+9.2	-
Assists	565	456
Assists per game	16.1	13.0
Turnovers	598	453
Turnovers per game	17.1	12.9
Turnover margin	-4.1	-
Assist/turnover ratio	0.9	1.0
Steals	238	294
Steals per game	6.8	8.4
Blocks	110	101
Blocks per game	3.1	2.9
Winning streak	0	-
Home win streak	1	-
Attendance	82779	28954
Home games-Avg/Game	16-5174	15-1930
Neutral site-Avg/Game	-	4-2226

Team Results

Date	Opponent		Score	Att.
11/05/2024	Montana	W	82-69	4952
11/10/2024	at Stanford	L	58-89	3865
11/14/2024	California	L	65-86	5060
11/17/2024	Wyoming	W	62-51	5288
11/21/2024	Rice	W	72-69	4876
11/24/2024	at New Mexico	W	81-68	4943
11/28/2024	vs Missouri St.	L	64-65	1825
11/29/2024	vs Texas Tech	L	49-67	1725
11/30/2024	vs Florida St.	L	54-95	2525
12/08/2024	at Colorado St.	Lot	72-74	5500
12/14/2024	Eastern Wash.	W	79-50	5243
12/19/2024	at San Francisco	L	58-73	358
12/21/2024	at San Diego	W	66-59	754
12/28/2024	Oregon St.	Lot	67-71	5615
12/30/2024	Pepperdine	W	75-54	5165
01/02/2025	at Portland	W	76-71	1116
01/04/2025	Santa Clara	W	82-56	5280
01/11/2025	at Washington St.	W	69-61	1639
01/16/2025	Portland	W	66-65	5414
01/18/2025	at LMU (CA)	W	69-58	301
01/25/2025	at Pepperdine	W	81-53	160
01/30/2025	San Diego	W	64-48	5006
02/01/2025	Pacific	W	68-64	5328
02/06/2025	at Saint Mary's (CA)	W	69-58	344
02/08/2025	Washington St.	Wot	73-69	6000
02/13/2025	at Oregon St.	Wot	66-62	4574
02/15/2025	LMU (CA)	W	69-57	6000
02/20/2025	Saint Mary's (CA)	W	60-53	5441
02/22/2025	San Francisco	L	68-70	5540
02/27/2025	at Pacific	W	72-56	689
03/01/2025	at Santa Clara	W	68-61	400
03/10/2025	vs Oregon St.	L	61-63	2827
03/20/2025	UTSA	W	67-51	2571
03/23/2025	at Colorado	W	64-55	1860
03/27/2025	at Minnesota	Lot	77-82	2451



**2024-25 Gonzaga Women's Basketball
Combined Team Statistics
In Conference games**

Game Records

Record	Overall	Home	Away	Neutral
ALL GAMES	17-3	8-2	9-1	0-0
CONFERENCE	17-3	8-2	9-1	0-0
NON-CONFERENCE	0-0	0-0	0-0	0-0

Score by Periods

Team	1st	2nd	3rd	4th	OT	TOT
Gonzaga	348	293	360	362	23	1386
Opponents	256	282	316	346	19	1219

Team Box Score

No.	Player	Total			3-Point		F-Throw		Rebounds				Other				PTS	AVG				
		GP-GS	MIN	AVG	FG-FGA	FG%	3FG-3FGA	3FG%	FT-FTA	FT%	OFF	DEF	TOT	AVG	PF	DQ			A	TO	BLK	STL
15	EJIM, Yvonne	20-20	619:36	31.0	160-316	.506	5-25	.200	99-120	.825	54	122	176	8.8	55	1	43	63	22	27	424	21.2
11	TURNER, Allie	20-19	647:50	32.4	88-195	.451	57-125	.456	21-24	.875	6	57	63	3.2	31	0	79	53	7	17	254	12.7
5	HUIJBENS, Maud	14-8	363:50	26.0	59-128	.461	7-23	.304	15-28	.536	33	68	101	7.2	33	1	16	35	9	7	140	10.0
4	O'CONNOR, Claire	19-16	411:46	21.7	50-112	.446	26-64	.406	22-32	.688	22	41	63	3.3	46	0	22	24	3	17	148	7.8
35	SALENBIEN, Bree	17-2	292:59	17.2	38-101	.376	17-53	.321	22-29	.759	17	36	53	3.1	28	1	18	34	7	4	115	6.8
10	DALTON, Tayla	20-11	510:01	25.5	36-92	.391	12-36	.333	17-26	.654	26	53	79	4.0	30	0	44	27	1	22	101	5.1
8	BETTENCOURT, Ines	20-7	414:40	20.7	36-92	.391	14-39	.359	12-16	.750	6	37	43	2.2	29	0	58	37	6	17	98	4.9
22	DALAN, McKynnlie	19-1	227:40	12.0	22-56	.393	1-1	1.000	10-15	.667	23	18	41	2.2	26	0	9	9	4	9	55	2.9
0	LITTLE, Esther	19-16	499:43	26.3	21-58	.362	0-7	.000	8-10	.800	54	60	114	6.0	41	1	38	39	4	19	50	2.6
12	OSAROBO, Christabel	15-0	72:33	4.8	0-5	.000	0-3	.000	1-4	.250	4	4	8	0.5	4	0	2	3	0	2	1	0.1
31	HOPKINS, Ella	1-0	00:07	0.1	0-0	.000	0-0	.000	0-0	.000	0	0	0	0.0	0	0	0	0	0	0	0	0.0
2	GUNAYDIN, Vera	7-0	14:15	2.0	0-5	.000	0-4	.000	0-0	.000	0	1	1	0.1	1	0	0	1	1	0	0	0.0
Team											32	36	68					18				
Total		20	4075		510-1160	.440	139-380	.366	227-304	.747	277	533	810	40.5	324	4	329	343	64	141	1386	69.3
Opponents		20	4075		432-1129	.383	123-403	.305	232-329	.705	196	382	578	28.9	330	8	244	281	59	155	1219	61.0

Team Statistics

	GONZ	OPP
Scoring	1386	1219
Points per game	69.3	61.0
Scoring margin	+8.4	-
Field goals-att	510-1160	432-1129
Field goal pct	.440	.383
3 point fg-att	139-380	123-403
3-point FG pct	.366	.305
3-pt FG made per game	7.0	6.2
Free throws-att	227-304	232-329
Free throw pct	.747	.705
F-Throws made per game	11.4	11.6
Rebounds	810	578
Rebounds per game	40.5	28.9
Rebounding margin	+11.6	-
Assists	329	244
Assists per game	16.5	12.2
Turnovers	343	281
Turnovers per game	17.2	14.1
Turnover margin	-3.1	-
Assist/turnover ratio	1.0	0.9
Steals	141	155
Steals per game	7.1	7.8
Blocks	64	59
Blocks per game	3.2	3.0
Winning streak	2	-
Home win streak	0	-
Attendance	54789	10335
Home games-Avg/Game	10-5479	10-1034
Neutral site-Avg/Game	-	0-0

Team Results

Date	Opponent	Score	Att.
12/19/2024	at San Francisco	L 58-73	358
12/21/2024	at San Diego	W 66-59	754
12/28/2024	Oregon St.	Lot 67-71	5615
12/30/2024	Pepperdine	W 75-54	5165
01/02/2025	at Portland	W 76-71	1116
01/04/2025	Santa Clara	W 82-56	5280
01/11/2025	at Washington St.	W 69-61	1639
01/16/2025	Portland	W 66-65	5414
01/18/2025	at LMU (CA)	W 69-58	301
01/25/2025	at Pepperdine	W 81-53	160
01/30/2025	San Diego	W 64-48	5006
02/01/2025	Pacific	W 68-64	5328
02/06/2025	at Saint Mary's (CA)	W 69-58	344
02/08/2025	Washington St.	Wot 73-69	6000
02/13/2025	at Oregon St.	Wot 66-62	4574
02/15/2025	LMU (CA)	W 69-57	6000
02/20/2025	Saint Mary's (CA)	W 60-53	5441
02/22/2025	San Francisco	L 68-70	5540
02/27/2025	at Pacific	W 72-56	689
03/01/2025	at Santa Clara	W 68-61	400

2025-26 GONZAGA WOMEN'S BASKETBALL RECORD BOOK

INDIVIDUAL TOP TENS

SEASON

POINTS

1. Yvonne Ejim	726 (2024-25)
2. Courtney Vandersloot	712 (2010-11)
3. Maria Stack	707 (1984-85)
4. Yvonne Ejim	670 (2023-24)
5. Heather Bowman	641 (2008-09)
6. Kayla Standish	617 (2010-11)
7. Jill Barta	603 (2017-18)
8. Katelan Redmon	600 (2010-11)
9. Tammy Tibbles	597 (1986-87)
10. Heather Bowman	584 (2007-08)

FIELD GOALS MADE

1. Yvonne Ejim	286 (2023-24)
2. Yvonne Ejim	281 (2024-25)
3. Maria Stack	264 (1984-85)
4. Kayla Standish	261 (2010-11)
5. Katelan Redmon	258 (2010-11)
6. Courtney Vandersloot	254 (2010-11)
7. Tammy Tibbles	240 (1986-87)
8. Heather Bowman	237 (2008-09)
9. Yvonne Ejim	220 (2022-23)
10. Heather Bowman	217 (2007-08)

FIELD GOAL PERCENTAGE

(minimum two fgm/game)

1. Yvonne Ejim	.601 (286-476) 2023-24
2. Sheri McNeal	.576 (98-170) 1984-85
3. LeeAnne Wirth	.575 (100-174) 2020-21
4. Kayla Standish	.560 (261-466) 2010-11
5. Melody Kempton	.540 (124-248) 2021-22
Tammy Tibbles	.540 (213-398) 1984-85
7. Jenn Wirth	.538 (91-169) 2018-19
Jenn Wirth	.538 (141-262) 2020-21
9. Ashley Burke	.537 (166-309) 2004-05
10. Yvonne Ejim	.534 (220-412) 2022-23

3-POINT FIELD GOALS MADE

1. Allie Turner	105 (2024-25)
2. Brynna Maxwell	96 (2023-24)
3. Kaylynne Truong	94 (2022-23)
4. Kaylynne Truong	93 (2023-24)
5. Jessica Malone	90 (2001-02)
6. Brynna Maxwell	87 (2022-23)
7. Jessica Malone	78 (1999-00)
8. Jessica Malone	77 (2000-01)
9. Kayleigh Truong	76 (2023-24)
10. Shannon Mathews	72 (2002-03)

3-POINT FIELD GOALS ATTEMPTED

1. Allie Turner	230 (2024-25)
2. Jessica Malone	226 (2001-02)
3. Jessica Malone	225 (2000-01)
4. Kaylynne Truong	221 (2023-24)
5. Brynna Maxwell	218 (2023-24)
6. Jessica Malone	215 (1999-00)
7. Kaylynne Truong	208 (2022-23)
8. Shannon Mathews	202 (2002-03)
9. Kayleigh Truong	192 (2023-24)
10. Keani Albanez	181 (2014-15)
Brynna Maxwell	181 (2022-23)

FREE THROWS MADE

1. Maria Stack	179 (1984-85)
2. Heather Bowman	166 (2008-09)
3. Courtney Vandersloot	162 (2010-11)
4. Jill Barta	155 (2017-18)
5. Yvonne Ejim	152 (2024-25)
6. Heather Bowman	150 (2007-08)
Lisa Nichols	150 (1990-91)
8. Jill Barta	149 (2016-17)
9. Jill Barta	138 (2015-16)
10. Stephanie Hawk	135 (2006-07)

FREE THROW PERCENTAGE

(min. 2 FT attempted per game)

1. Brynna Maxwell	.947 (72-76) (2022-23)
2. Laura Stockton	.892 (66-74) 2018-19
3. Jill Barta	.876 (155-177) 2017-18
4. Jennifer Mountain	.866 (71-82) 1989-90
5. Keani Albanez	.859 (85-99) 2014-15
6. Ivy Safranski	.852 (92-108) 1994-95
7. Jill Townsend	.851 (57-67) 2019-20
8. Triana Allen	.850 (34-40) 2000-01
9. Chelsea Herman	.846 (77-91) 1995-96
10. Lisa Nichols	.843 (91-108) 1989-90
Ivy Safranski	.843 (70-83) 1991-92

REBOUNDS

1. Yvonne Ejim	325 (2024-25)
2. Kayla Standish	304 (2010-11)
3. Yvonne Ejim	296 (2023-24)
4. Lisa Vestal	292 (1984-85)
5. Juanita Rivera	289 (1993-94)
6. Lisa Vestal	288 (1985-86)
7. Shelby Cheslek	283 (2015-16)
8. Kay Koppelman	282 (1990-91)
9. Shelby Cheslek	279 (2014-15)
10. Yvonne Ejim	278 (2022-23)

ASSISTS

1. Courtney Vandersloot	367 (2010-11)
2. Courtney Vandersloot	321 (2009-10)
3. Courtney Vandersloot	239 (2008-09)
4. Kaylynne Truong	208 (2023-24)
5. Maria Stack	207 (1984-85)
6. Shannon Mathews	197 (2004-05)
8. Courtney Vandersloot	191 (2007-08)
9. Shannon Mathews	162 (2002-03)
10. Taelor Karr	152 (2011-12)

STEALS

1. Courtney Vandersloot	121 (2009-10)
2. Courtney Vandersloot	114 (2010-11)
3. Haiden Palmer	105 (2012-13)
4. Haiden Palmer	103 (2013-14)
5. Maria Stack	96 (1984-85)
6. Keani Albanez	80 (2014-15)
7. Haiden Palmer	78 (2011-21)
Ivy Safranski	73 (1994-95)
9. Courtney Vandersloot	69 (2008-09)
10. Jessie Loera	68 (2019-20)

BLOCKED SHOTS

1. Stephanie Hawk	77 (2006-07)
2. Janet Robertson	70 (1981-82)
3. Shelby Cheslek	65 (2015-16)
4. Kayla Standish	59 (2010-11)
5. Vivian Frieson	56 (2008-09)
6. Shelby Cheslek	53 (2014-15)
Juanita Rivera	53 (1991-92)
8. Shelby Cheslek	50 (2012-13)
Kayla Standish	50 (2011-12)
10. Kayla Standish	49 (2009-10)

CAREER

GAMES PLAYED

1. Yvonne Ejim	161 (2020-25)
Kaylynne Truong	161 (2019-24)
3. Brynna Maxwell	154 (69 @ GU, 2019-24)
4. Abby O'Connor	149 (59 @ GU, 2017-22)
5. Sierra Walker	144 (61 @ GU, 2016-22)
6. Elle Tinkle	143 (2012-17)
7. Kelly Bowen	138 (2008-12)
Kayla Standish	138 (2008-12)
9. Courtney Vandersloot	136 (2007-11)
10. Sunny Greinacher	135 (2011-15)
Janelle Bekkering	135 (2007-11)

POINTS

1. Yvonne Ejim	2,385 (2020-25)
2. Heather Bowman	2,165 (2006-10)
3. Courtney Vandersloot	2,073 (2007-11)
4. Tammy Tibbles	2,011 (1984-88)
5. Brynna Maxwell	1,979 (955 @ GU, 2019-24)
6. Jessica Malone	1,703 (1998-02)
7. Ivy Safranski	1,702 (1991-95)
8. Ashley Burke	1,631 (2002-05)
9. Jill Barta	1,620 (2015-18)
10. Kayla Standish	1,583 (2008-12)
11. Kaylynne Truong	1,508 (2019-24)

FIELD GOALS MADE

1. Yvonne Ejim	970 (2020-25)
2. Tammy Tibbles	828 (1984-88)
3. Heather Bowman	822 (2006-10)
4. Courtney Vandersloot	736 (2007-11)
5. Kayla Standish	630 (2008-12)
6. Ashley Burke	606 (2002-05)
7. Brynna Maxwell	614 (295 @ GU) (2019-24)
8. Katelan Redmon	595 (2009-12)
9. Ivy Safranski	580 (1991-95)
10. Jessica Malone	568 (1998-02)
11. Amy Simpson	552 (1982-86)

FIELD GOAL PERCENTAGE

1. Yvonne Ejim	.551 (970-1760) 2020-25
2. Melody Kempton	.537 (352-656) 2018-22
3. Katelan Redmon	.517 (515-1151) 2009-12
4. Ashley Burke	.516 (606-1174) 2002-05
5. Heather Bowman.	.512 (822-1606) 2006-10
6. Sheri McNeal	.507 (152-300) 1982-85
7. Zykeria Rice	.506 (409-808) 2015-19
8. Sunny Greinacher	.502 (541-1077) 2011-15
9. Ashley Anderson	.498 (332-666) 2003-06
10. Jenn Wirth	.496 (432-871) 2017-21

3-POINT FIELD GOALS MADE

1. Brynna Maxwell	377 (183 @ GU, 2019-23)
2. Jessica Malone	298 (1998-02)
3. Kaylynne Truong	280 (2019-24)
4. Cierra Walker	279 (2016-22)
5. Shannon Mathews	208 (2002-05)
6. Kayleigh Truong	184 (2019-24)
7. Ivy Safranski	181 (1991-95)
8. Keani Albanez	164 (2011-15)
9. Courtney Vandersloot	146 (2007-11)
10. Emma Stach	141 (2014-18)
11. Raeanna Jewell	138 (2002-05)

3-POINT FIELD GOALS ATTEMPTED

1. Brynna Maxwell	865 (382 @ GU, 2019-24)
2. Jessica Malone	821 (1998-02)
3. Cierra Walker	694 (2016-22)
4. Kaylynne Truong	680 (2019-24)
5. Shannon Mathews	636 (2002-05)
6. Ivy Safranski	499 (1991-95)
7. Kayleigh Truong	486 (2019-24)
8. Keani Albanez	478 (2011-15)
9. Raeanna Jewell	457 (2002-05)
10. Abby O'Connor	464 (2017-22)
11. Courtney Vandersloot	408 (2007-11)

FREE THROWS MADE

1. Heather Bowman	520 (2006-10)
2. Courtney Vandersloot	455 (2007-11)
3. Jill Barta	442 (2015-18)
4. Yvonne Ejim	427 (2020-25)
5. Ashley Burke	386 (2002-05)
6. Ivy Safranski	361 (1991-95)
7. Brynna Maxwell	352 (160 @ GU) (2019-2024)
8. Stephanie Hawk	328 (2004-07)
9. Tammy Tibbles	316 (1984-88)
10. Lisa Nichols	298 (1987-91)

FREE THROW PERCENTAGE

1. Brynna Maxwell	.913 (352-387) 2019-23
2. Cierra Walker	.874 (159-182) 2016-22
3. Jill Barta	.852 (442-519) 2015-18
4. Shannon Mathews	.840 (210-250) 2002-05
5. Kaylynne Truong	.826 (188-225) 2019-23
6. Ivy Safranski	.828 (255-308) 1991-95
7. Lisa Nichols	.826 (298-361) 1989-91
8. Abby O'Connor	.817 (205-251) 2016-22
9. Joy Pauley	.816 (93-114) 1992-96
10. Keani Albanez	.806 (174-216) 2011-15

REBOUNDS

1. Yvonne Ejim	1,140 (2020-25)
2. Kay Koppelman	983 (1987-91)
3. Shelby Cheslek	932 (2012-16)
4. Heather Bowman	874 (2006-10)
5. Abby O'Connor	837 (2017-22)
6. Vivian Frieson	832 (2006-10)
7. Juanita Rivera	820 (1991-94)
8. Kayla Standish	809 (2008-12)
9. Ashley Burke	697 (2002-05)
10. Stephanie Hawk	684 (2004-07)

ASSISTS

1. Courtney Vandersloot	1118 (2007-11)
2. Kaylynne Truong	623 (2019-23)
3. Shannon Mathews	600 (2002-05)
4. Kayleigh Truong	484 (2019-2023)
5. Laura Stockton	459 (2015-19)
6. Jessie Loera	445 (2016-20)
7. Amy Simpson	439 (1982-86)
8. Jazmine Redmon	400 (2010-14)
9. Carla Curfman	393 (1985-89)
10. Robin Allen	355 (1984-88)

STEALS

1. Courtney Vandersloot	366 (2007-11)
2. Haiden Palmer	286 (2011-14)
3. Amy Simpson	235 (1982-86)
4. Ivy Safranski	221 (1991-95)
5. Shannon Mathews	217 (2002-05)
6. Jazmine Redmon	211 (2010-14)
7. Tammy Tibbles	205 (1984-88)
8. Yvonne Ejim	196 (2020-25)
9. Elle Tinkle	188 (2012-17)
10. Keani Albanez	180 (2011-15)
Jessie Loera	180 (2016-20)

BLOCKED SHOTS

1. Shelby Cheslek	213 (2012-16)
2. Kayla Standish	176 (2008-12)
3. Stephanie Hawk	167 (2004-07)
4. Janet Robertson	152 (1980-84)
5. Yvonne Ejim	147 (2020-25)
6. Vivian Frieson	132 (2006-10)
7. Juanita Rivera	130 (1991-94)
8. Abby O'Connor	115 (2017-22)
9. Kelli Howell	110 (1991-95)
10. Kay Koppelman	101 (1987-91)
Anne Bickelhaupt	101 (2000-04)

1,000-POINT SCORING CLUB



1. Yvonne Ejim - 2,385

Years	GP	FGM	FTM	Pts.	Avg.
2020-21	25	40	13	93	3.7
2021-22	34	143	56	342	10.1
2022-23	33	220	109	554	16.8
2023-24	34	286	97	670	19.7
2024-25	35	281	152	726	20.7
Totals	161	970	427	2,385	14.8



2. Heather Bowman - 2,165

Years	GP	FGM	FTM	Pts.	Avg.
2006-07	34	170	101	441	13.0
2007-08	29	217	150	584	20.1
2008-09	33	237	166	641	19.4
2009-10	33	198	103	499	15.1
Totals	129	822	520	2,165	16.8



3. Courtney Vandersloot - 2,073

Years	GP	FGM	FTM	Pts.	Avg.
2007-08	34	128	70	359	10.6
2008-09	32	180	129	524	16.4
2009-10	34	174	94	478	14.1
2010-11	36	254	162	712	19.8
Totals	136	736	455	2,073	15.2



4. Tammy Tibbles - 2,011

Years	GP	FGM	FTM	Pts.	Avg.
1984-85	30	215	45	475	15.8
1985-86	29	202	86	490	16.9
1986-87	27	240	114	597	22.1
1987-88	25	171	71	449	18.0
Totals	111	828	316	2,011	18.1



5. Jessica Malone - 1,703

Years	GP	FGM	FTM	Pts.	Avg.
1998-99	27	118	56	345	12.8
1999-00	28	134	78	405	14.5
2000-01	27	168	95	508	18.8
2001-02	29	148	59	445	15.3
Totals	111	568	288	1,703	15.3



6. Ivy Safranski - 1,702

Years	GP	FGM	FTM	Pts.	Avg.
1991-92	27	138	70	378	14.0
1992-93	26	146	93	429	16.5
1993-94	31	153	106	477	15.4
1994-95	24	143	92	418	17.4
Totals	108	580	361	1,702	15.8



7. Ashley Burke - 1,631

Years	GP	FGM	FTM	Pts.	Avg.
2001-02	29	122	77	324	11.2
2002-03	30	155	74	399	13.3
2003-04	30	163	108	444	14.8
2004-05	32	166	127	464	14.5
Totals	121	606	386	1,631	13.5



8. Jill Barta - 1,620

Years	GP	FGM	FTM	Pts.	Avg.
2015-16	33	144	138	463	14.0
2016-17	33	182	149	554	16.8
2017-18	33	204	155	603	18.8
Totals	98	530	442	1,620	16.5



9. Kayla Standish - 1,583

Years	GP	FGM	FTM	Pts.	Avg.
2008-09	34	45	28	134	3.9
2009-10	34	110	48	275	8.1
2010-11	36	261	86	617	17.1
2011-12	34	214	127	557	16.4
Totals	138	630	289	1,583	11.5



10. Kaylyne Truong - 1,508

Years	GP	FGM	FTM	Pts.	Avg.
2019-20	31	40	18	112	3.6
2020-21	27	38	13	111	4.1
201-22	34	113	75	354	10.4
2022-23	33	170	86	520	15.8
2023-24	36	138	42	424	11.4
Totals	161	499	230	1,508	9.4



11. Jennifer Mountain - 1,422

Years	GP	FGM	FTM	Pts.	Avg.
1987-88	27	49	22	131	4.9
1988-89	27	158	44	397	14.7
1989-90	27	163	71	429	15.9
1990-91	28	177	75	465	16.6
Totals	109	547	212	1,422	13.0



12. Katelan Redmon - 1,412

Years	GP	FGM	FTM	Pts.	Avg.
2009-10	32	153	37	355	11.1
2010-11	36	258	71	600	16.7
2011-12	34	184	87	457	13.4
Totals	102	595	195	1,412	13.8



13. Amy Simpson - 1,386

Years	GP	FGM	FTM	Pts.	Avg.	
1982-83		26	180	79	439	16.8
1983-84		30	138	77	353	11.8
1984-85		32	84	77	245	7.7
1985-86		31	150	49	349	11.3
Totals		119	552	282	1,386	11.6



14. Haiden Palmer - 1,347

Years	GP	FGM	FTM	Pts.	Avg.
2011-12	34	167	37	423	12.4
2012-13	33	172	42	411	12.5
2013-14	34	211	57	513	15.1
Totals	101	550	136	1,347	12.3



15. Carla Cufman - 1,333

Years	GP	FGM	FTM	Pts.	Avg.
1985-86	30	82	47	211	7.0
1986-87	27	128	70	326	12.1
1987-88	27	150	71	371	13.7
1988-89	28	167	86	425	15.2
Totals	112	527	274	1,333	11.9




16. Shannon Mathews - 1,318

Years	GP	FGM	FTM	Pts.	Avg.
2001-02	29	101	45	283	9.7
2002-03	30	111	64	358	11.9
2003-04	30	109	45	309	10.3
2004-05	32	129	53	368	11.5
Totals	121	450	207	1,318	10.9



17. Sunny Greinacher - 1,294

Years	GP	FGM	FTM	Pts.	Avg.
2011-12	34	49	33	132	3.9
2012-13	33	133	38	305	9.2
2013-14	34	163	74	400	11.8
2014-15	33	182	90	457	13.8
Totals	85	529	232	1,294	9.7



18. Stephanie Hawk - 1,231

Years	GP	FGM	FTM	Pts.	Avg.
2003-04	26	22	7	55	9.7
2004-05	32	114	72	300	11.9
2005-06	30	131	114	387	10.3
2006-07	34	168	135	489	11.5
Totals	122	435	328	1,231	10.1




19. Sarah Christensen - 1,230

Years	GP	FGM	FTM	Pts.	Avg.
1991-92	27	114	52	280	10.4
1992-93	26	108	41	257	9.9
1993-94	31	148	65	361	11.6
1994-95	26	142	43	332	12.8
Totals	110	512	201	1,230	11.2



20. Kayleigh Truong, 1,221

Years	GP	FGM	FTM	Pts.	Avg.
2019-20	28	54	34	169	6.0
2020-21	27	75	30	211	7.8
2021-22	31	112	83	347	11.2
2022-23	10	23	14	70	7.0
2023-24	35	142	64	381	12.1
Totals	131	406	225	1,221	9.3



21. Jill Townsend - 1,172

Years	GP	FGM	FTM	Pts.	Avg.
2017-18	32	46	37	134	4.2
2018-19	31	109	50	291	9.4
2019-20	31	143	57	382	12.3
2020-21	27	139	56	365	13.5
Totals	121	437	200	1172	9.7


1,000-POINT SCORING CLUB

FRESHMAN RECORDS



22. Vivian Frieson - 1,106

Years	GP	FGM	FTM	Pts.	Avg.
2006-07	34	45	17	109	3.2
2007-08	27	108	23	241	8.9
2008-09	33	181	62	330	10.0
2009-10	34	181	62	426	12.5
Totals	128	471	157	1,106	8.6



23. Raeanna Jewell - 1,088

Years	GP	FGM	FTM	Pts.	Avg.
2001-02	29	105	42	275	9.5
2002-03	30	98	39	268	8.9
2003-04	30	96	41	272	9.1
2004-05	32	100	30	273	8.5
Totals	121	399	152	1,088	9.0



24. Zykeria Rice - 1,061

Years	GP	FGM	FTM	Pts.	Avg.
2015-16	17	24	7	55	3.2
2016-17	27	48	24	120	4.4
2017-18	33	142	91	375	11.4
2018-19	34	195	118	511	15.0
Totals	111	409	240	1,061	9.6



25. Jenn Wirth - 1,051

Years	GP	FGM	FTM	Pts.	Avg.
2017-18	32	63	23	149	4.7
2018-19	27	91	41	223	8.3
2019-20	31	137	59	336	10.8
2020-21	27	141	61	343	12.7
Totals	117	432	184	1,051	9.0



26. Janelle Bekkering - 1,050

Years	GP	FGM	FTM	Pts.	Avg.
2007-08	34	75	50	216	6.4
2008-09	34	99	53	285	8.4
2009-10	31	53	23	149	4.8
2010-11	36	150	49	400	11.1
Totals	135	377	175	1,050	7.8



27. Keani Albanez - 1,038

Years	GP	FGM	FTM	Pts.	Avg.
2011-12	31	21	16	62	2.0
2012-13	33	76	29	217	6.6
2013-14	34	104	44	312	9.2
2014-15	34	149	85	447	13.1
Totals	132	350	174	1,318	7.9



28. Junita Rivera - 1,021

Years	GP	FGM	FTM	Pts.	Avg.
1991-92	27	132	80	344	12.7
1992-93	26	122	93	337	13.0
1993-94	30	126	88	340	11.3
Totals	83	380	261	1,021	12.3

Points	Year	GP	FGM	FTM	PTS	PPG
Tammy Tibbles	1984-85	30	215	45	475	15.8
Allie Turner	2024-25	35	166	33	470	13.4
Jill Barta	2015-16	33	144	138	463	14.0
Heather Bowman	2006-07	34	170	101	441	13.0
Amy Simpson	1982-83	26	180	79	439	16.8
Ivy Safranski	1991-92	27	138	70	378	14.0

Rebounds	Year	RBS
1. Heather Bowman	2006-07	209
2. Jill Barta	2015-16	190
3. Shelby Cheslek	2012-13	187
4. Anne Bailey	2002-03	179
5. Kay Koppelman	1987-88	179
6. Sarah Christensen	1991-92	168
7. Raeanna Jewell	2001-02	166
8. Ashley Burke	2001-02	163
9. Loretta O'Brien	1982-83	158
10. Sherri Stemple	1989-90	155
11. Kelly Bowen	2008-09	153
12. Jessica Malone	2001-02	142
13. Emma Wolfram	2014-15	140

SEASON RECORDS

POINTS

1. 3,071	2010-11 (36 games)
2. 2,879	2023-24 (36 games)
3. 2,719	2009-10 (34 games)
4. 2,625	2007-08 (34 games)
5. 2,555	2011-12 (34 games)
6. 2,553	2013-14 (34 games)

SCORING AVERAGE

1. 85.3	2010-11 (36 games)
2. 80.0	2023-24 (36 games)
80.0	2009-10 (34 games)
4. 77.2	2007-08 (34 games)
5. 75.1	2011-12 (34 games)
75.1	2013-14 (34 games)

FIELD GOALS MADE

1. 1,125	2010-11 (36 games)
2. 1,071	2009-10 (34 games)
3. 1,055	2023-24 (36 games)
4. 996	2007-08 (34 games)
5. 986	2011-12 (34 games)
6. 955	2013-14 (34 games)

FIELD GOALS ATTEMPTED

1. 2,482	2010-11 (36 games)
2. 2,260	2009-10 (34 games)
3. 2,223	2007-08 (34 games)
4. 2,229	2011-12 (34 games)
5. 2,222	2013-14 (34 games)

FIELD GOAL PERCENTAGE

1. .494	2010-11 (1225-for-2482)
2. .481	2023-24 (1055-2195)
3. .474	2009-10 (1070-for-2260)
4. .455	2004-05 (831-for-1825)
5. .454	2018-19 (933-for-2053)
6. .448	2022-23 (856-for-1912)
.448	2007-08 (996-for-2223)
8. .438	2024-25 (882-for-2016)

3-POINT FIELD GOALS MADE

1. 336	2023-24 (36 games)
2. 257	2024-25 (35 games)
257	2022-23 (34 games)
4. 224	2016-17 (33 games)
5. 221	2021-22 (34 games)
6. 212	2021-22 (32 games)
7. 211	2014-15 (34 games)
8. 192	2019-20 (31 games)
9. 191	2012-13 (33 games)
10. 190	2007-08 (34 games)
190	2001-02 (29 games)

3-POINT FIELD GOALS ATTEMPTS

1. 849	2023-24 (36 games)
2. 704	2024-25 (35 games)
3. 681	2016-17 (33 games)
4. 649	2022-23 (34 games)
5. 636	2021-22 (34 games)
6. 599	2021-22 (36 games)
7. 592	2013-14 (34 games)
592	2014-15 (34 games)
9. 581	2001-02 (29 games)
10. 577	2015-16 (33 games)

3-POINT FIELD GOAL PERCENTAGE

1. .405	2022-23 (256-for-632)
2. .404	1987-88 (53-for-131)
3. .398	1993-94 (82-for-206)
4. .396	2023-24 (336-for-849)
5. .395	2019-20 (192-for-486)
6. .385	1988-89 (62-for-161)
7. .384	1990-91 (106-for-276)

FREE THROWS MADE

1. 534	2014-15 (34 games)
2. 506	1993-94 (31 games)
3. 505	2008-09 (34 games)
4. 477	2016-17 (33 games)
5. 471	2018-19 (34 games)

FREE THROWS ATTEMPTED

1. 713	1993-94 (31 games)
2. 691	2014-15 (34 games)
3. 690	2008-09 (34 games)
4. 685	1997-98 (27 games)
5. 662	2013-14 (34 games)

FREE THROW PERCENTAGE

1. .799	2023-24 (433-542)
2. .790	2022-23 (396-for-501)
2. .775	2021-22 (438-for-565)
3. .774	2016-17 (477-for-616)
4. .773	2014-15 (534-for-691)
5. .772	2021-22 (410-for-531)
6. .767	2004-05 (414-for-540)
.767	2018-19 (471-for-614)
8. .765	2001-02 (365-for-477)

REBOUNDS

1. 1,485	2010-11 (36 games)
2. 1,473	2007-08 (34 games)
3. 1,431	2013-14 (34 games)
4. 1,425	2011-12 (34 games)
5. 1,398	2009-10 (34 games)
1,398	2008-09 (34 games)

ASSISTS

1. 724	2010-11 (36 games)
2. 702	2023-24 (36 games)
3. 651	2009-10 (34 games)
4. 573	2004-05 (32 games)
5. 579	2011-12 (34 games)
6. 559	2007-08 (34 games)

STEALS

1. 415	2010-11 (36 games)
2. 395	2013-14 (34 games)
3. 393	2012-13 (33 games)
4. 379	2009-10 (34 games)
5. 360	2008-09 (34 games)

BLOCKED SHOTS

1. 184	2014-15 (34 games)
2. 161	2009-10 (34 games)
3. 155	2016-17 (32 games)
4. 146	2013-14 (34 games)
5. 136	2004-05 (32 games)

SINGLE GAME RECORDSFIELD GOALS MADE

1. 46	Whitman - 11/14/10
46	at Pepperdine - 1/21/10
3. 44	vs. San Francisco - 2/16/13
44	Southern Utah - 1/3/11
44	Saint Mary's - 2/24/11

FIELD GOALS ATTEMPTED

1. 88	Cal State Fullerton - 12/23/10
2. 87	Montana State - 11/21/08
87	Warner Pacific - 1/3/90
4. 86	Western Baptist - 1/2/98
5. 86	Western Illinois - 12/21/17

FIELD GOAL PERCENTAGE

1. .673	Whitworth - 12/15/02
2. .632	Saint Martins - 12/17/88
3. .631	vs. NE Louisiana - 3/26/94
4. .629	vs. Eastern Washington - 12/3/10
5. .627	vs. Arizona - 12/20/24
6. .618	at Whitworth - 12/8/87

3-POINT FIELD GOALS MADE

1. 19	Pacific - 2/3/24
2. 17	BYU - 2/2/17
3. 15	Pepperdine - 1/28/17
15	UC Irvine - 11/13/16
5. 14	at UC Riverside - 12/31/02
14	at Pacific - 1/13/2022
14	at Loyola Marymount - 12/31/22

3-POINT FIELD GOAL PERCENTAGE (10 Att)

1. .680 (17-25)	BYU - 2/2/17
2. .650 (13-20)	at Loyola Marymount - 2/12/15
3. .647 (11-17)	San Diego - 1/3/13
4. .619 (13-21)	Santa Clara - 1/6/05
5. .615 (8-13)	Stanford - 12/2/18
.615 (8-13)	at BYU - 1/2/20

FREE THROWS MADE

1. 37	Idaho State - 11/18/14
2. 36	Pepperdine - 2/17/88
36	Loyola Marymount - 1/28/88
4. 33	at Eastern Washington - 12/9/06
5. 32	at Portland - 2/17/90
32	Weber State - 2/20/87

FREE THROWS ATTEMPTED

1. 48	Idaho State - 11/18/14
2. 46	at Cal Poly - 12/6/97
3. 45	at Eastern Washington - 12/9/06
45	Pepperdine - 2/9/91
5. 43	Loyola Marymount - 1/28/88

FREE THROW PERCENTAGE (10 Att)

1. 1.000 (24-24)	at Saint Mary's - 2/3/05
1.000 (23-23)	Saint Mary's - 1/14/89
1.000 (16-16)	at Wyoming (12/17/19)
1.000 (16-16)	vs. San Diego - 3/6/18
1.000 (16-16)	at Santa Clara - 2/17/11
1.000 (16-16)	vs. Pittsburgh - 3/23/09
1.000 (13-13)	at Saint Mary's - 1/20/24
1.000 (13-13)	vs. Portland - 3/3/05

2025-26 GONZAGA WOMEN'S BASKETBALL RECORD BOOK

1.000 (11-11) at Saint Mary's - 2/6/2025
1.000 (10-10) Boise State - 12/30/02
1.000 (10-10) Stanford - 12/3/2023

6. 53 GU 88, Air Force 35 - 2015-16
GU 100, Montana State 47 - 2008-09
GU 91, Southern Utah 38 - 2022-23

REBOUNDS

1. 68 Warner Pacific - 1/3/90
2. 67 Montana State - 11/21/08
67 San Francisco - 2/7/15
4. 63 at San Jose State - 11/21/99
5. 62 vs. Pepperdine - 2/18/12
62 San Diego - 1/12/95

ASSISTS

1. 33 Saint Martins - 12/17/88
2. 31 Idaho - 12/20/12
31 Santa Clara - 1/6/05
3. 30 vs. North Alabama 12/21/20
5. 29 vs. Portland State - 11/27/11
29 Idaho - 12/17/10
29 UC Santa Barbara - 12/30/09
29 at Loyola Marymount - 1/23/10

STEALS

1. 34 Western Baptist - 1/2/98
2. 22 Utah Valley - 11/19/08
3. 21 Saint Mary's - 2/24/11
4. 20 vs. UC Riverside - 12/17/11
20 Washington State - 12/10/94

BLOCKED SHOTS

1. 16 at Saint Mary's - 2/11/10
2. 12 vs. Nevada - 12/3/04
12 at Alaska Anchorage - 11/20/01
4. 11 West Virginia - 11/22/15
11 Idaho - 12/18/04
11 at UC Riverside - 1/2/03
11 Stephen F. Austin - 12/12/21

SINGLE GAME SCORING

1. 114 Whitman - 2010-11
2. 109 at San Diego - 2008-09
3. 107 at Pepperdine - 2009-10
4. 106 Saint Mary's - 2010-11
106 at Saint Mary's - 2010-11

FEWEST POINTS ALLOWED

1. 24 Portland - 2013-14
2. 31 Colgate - 2013-14
3. 35 San Francisco - 2009-10
35 San Francisco - 2008-09
35 Pepperdine - 2006-07
35 Portland - 2004-05

COMBINED SCORING

1. 205 GU 103, E. Washington 102 - 2006-07
2. 189 GU 101, Hofstra 88 - 2011-12
3. 183 GU 106, Saint Mary's 77 - 2010-11
4. 182 GU 109, USD 73 - 2008-09
5. 179 Stanford 105, GU 74 - 2009-10

LARGEST MARGIN OF VICTORY

1. 74 GU 114, Whitman 40 - 2010-11
2. 65 GU 104, Pacific 39 - 2023-24
3. 64 GU 102, UC Irvine 38 - 2016-17
4. 57 GU 101, East. Oregon 44 - 2008-09
5. 56 GU 102, Saint Martins 46 - 1988-89

STREAKS

LONGEST WINNING STREAKS

1. 24 games 10/29/23 through 3/11/24
2. 23 games 12/10/04 through 3/6/05
2. 21 games 11/22/19 through 2/8/20
21 games 12/30/10 through 3/26/11
4. 20 games 12/27/09 through 3/22/10
5. 18 games 1/15/85 through 3/6/85

LONGEST LOSING STREAKS

1. 16 games 1/11/2001 through 1/17/2002
2. 10 games 1/29/2000 through 3/2/2000
3. 9 games 11/23/96 through 12/28/96
9 games 1/18/96 through 2/15/96
5. 8 games 11/30/95 through 1/2/96

INDIVIDUAL SINGLE GAME RECORDS

POINTS

38 - Amy Simpson vs. Lewis-Clark State (2-1-83)
37 - Jill Barta vs. Saint Mary's (3-7-17)
35 - Yvonne Ejim vs. Portland (1-16-25)

REBOUNDS

22 - Jill Barta vs. Belmont (11-23-17)
20 - Anne Bailey vs. Portland (2-22-03)
20 - Penny Thomley vs. Lewis-Clark State (2-20-82)
20 - Sue Harvey vs. Central Washington (2-25-82)

ASSISTS

17 - Courtney Vandersloot vs. UCLA (3-21-11)
17 - Robin Allen vs. California Lutheran (1-7-87)

FREE THROWS MADE

15 - Courtney Vandersloot vs. UCLA (3-21-11)

FREE THROW PERCENTAGE (min 10 att.)

1.000 (14-14) - Heather Bowman vs. Santa Clara (2/28/08)
1.000 (13-13) - Ivy Safranski vs. Oregon State (12/3/94)
1.000 (12-12) - Lisa Nichols vs. San Diego (2/8/90)
1.000 (12-12) - Lisa Nichols vs. Wisconsin (11/24/90)
1.000 (12-12) - Zykeria Rice vs. BYU (3/12/19)
1.000 (11-11) - Ivy Safranski vs. Portland (2/16/94)
1.000 (11-11) - Courtney Vandersloot vs. UCLA (3/21/11)
1.000 (10-10) - Jill Barta vs. San Diego (3/6/18)
1.000 (10-10) - Chandler Smith vs. Loyola Marymount (1/6/18)
1.000 (10-10) - Jill Barta at Saint Mary's (1/14/17)
1.000 (10-10) - Jill Barta at Portland (1/21/17)
1.000 (10-10) - Courtney Vandersloot at Portland (1/8/11)
1.000 (10-10) - Shannon Mathews vs. Eastern Wash. (1/8/03)
1.000 (10-10) - Lisa Nichols vs. Portland (1/19/91)

FIELD GOALS MADE

16 - Amy Simpson vs. Lewis-Clark State (2-1-83)

3-POINTERS MADE

9 - Michelle Elliott vs. Sacramento State (12-28-07)
8 - Cierra Walker vs. Loyola Marymount (2-26-22)

ATTENDANCE RECORDS

HOME (ALL GAMES)

1. 6,000 vs. Tennessee (12-30-08)
- 6,000 vs. Stanford (11-24-10)
- 6,000 vs. San Diego (2-26-11)
- 6,000 vs. Saint Francis (1-1-12)
- 6,000 vs. Pepperdine (2-18-12)
- 6,000 vs. BYU (2-25-12)
- 6,000 vs. Stanford (12-2-12)
- 6,000 vs. Washington State (12-29-12)
- 6,000 vs. BYU (1-17-13)
- 6,000 vs. Pepperdine (2-2-13)
- 6,000 vs. Saint Mary's (2-14-13)
- 6,000 vs. San Francisco (2-16-13)
- 6,000 vs. Santa Clara (1-30-14)
- 6,000 vs. Portland (2-22-14)
- 6,000 vs. San Francisco (2-7-15)
- 6,000 vs. Pacific (2-21-15)
- 6,000 vs. Stanford (11-15-15)
- 6,000 vs. Montana State (12-6-16)
- 6,000 vs. Santa Clara (1-2-16)
- 6,000 vs. Pepperdine (2-6-16)
- 6,000 vs. BYU (2-27-16)
- 6,000 vs Pepperdine (1-28-17)
- 6,000 vs. BYU (2-2-17)
- 6,000 vs. Saint Mary's (2-11-17)
- 6,000 vs. San Diego (2-23-17)
- 6,000 vs. Santa Clara (1-20-18)
- 6,000 vs. Saint Mary's (2-10-18)
- 6,000 vs. No. 8/7 Stanford (12-2-18)
- 6,000 vs. Santa Clara (1-24-19)
- 6,000 vs. BYU (2-16-19)
- 6,000 vs. Loyola Marymount (3-2-19)
- 6,000 vs. Eastern Washington (11-22-19)
- 6,000 vs. Portland (12-29-19)
- 6,000 vs. Loyola Marymount (1-25-20)
- 6,000 vs. BYU (2-01-20)
- 6,000 vs. San Francisco (2-13-20)
- 6,000 vs. Santa Clara (2-15-20)
- 6,000 vs. Stanford (11-21-21)
- 6,000 vs. Portland (2-11-23)
- 6,000 vs. Stanford (12-3-24)
- 6,000 vs. Portland (2-28-24)
- 6,000 vs. UC Irvine (3-23-24) #
- 6,000 vs. Utah (3-25-24) #
- 6,000 vs. Washington State (2-8-25)
- 6,000 vs. Loyola Marymount (2-15-25)

HOME (CONFERENCE GAMES)

1. 6,000 vs. San Diego (2-26-11)
- 6,000 vs. Pepperdine (2-18-12)
- 6,000 vs. BYU (2-25-12)
- 6,000 vs. BYU (1-17-13)
- 6,000 vs. Pepperdine (2-2-13)
- 6,000 vs. Saint Mary's (2-14-13)
- 6,000 vs. San Francisco (2-16-13)
- 6,000 vs. Santa Clara (1-30-14)
- 6,000 vs. Portland (2-22-14)
- 6,000 vs. San Francisco (2-7-15)
- 6,000 vs. Pacific (2-21-15)
- 6,000 vs. Santa Clara (1-2-16)
- 6,000 vs. Pepperdine (2-6-16)
- 6,000 vs. BYU (2-27-16)
- 6,000 vs Pepperdine (1-28-17)
- 6,000 vs. BYU (2-2-17)
- 6,000 vs. Saint Mary's (2-11-17)

- 6,000 vs. San Diego (2-23-17)
- 6,000 vs. Santa Clara (1-20-18)
- 6,000 vs. Saint Mary's (2-10-18)
- 6,000 vs. Santa Clara (1-24-19)
- 6,000 vs. BYU (2-16-19)
- 6,000 vs. Loyola Marymount (3-2-19)
- 6,000 vs. Portland (12-29-19)
- 6,000 vs. Loyola Marymount (1-25-20)
- 6,000 vs. BYU (2-01-20)
- 6,000 vs. San Francisco (2-13-20)
- 6,000 vs. Santa Clara (2-15-20)
- 6,000 vs. Portland (2-11-23)
- 6,000 vs. Portland (2-28-24)
- 6,000 vs. Washington State (2-8-25)
- 6,000 vs. Loyola Marymount (2-15-25)

ROAD (ALL GAMES - 3,000 OR MORE)

1. 14,598 vs. Tennessee (12-16-07)
2. 11,646 vs. Stanford (3-28-11) >
3. 10,717 vs. Louisville (3-26-11) >
4. 10,273 vs. Providence (11-26-04) ~
5. 10,150 at New Mexico (11-27-04) ~
6. 8,686 vs. Tennessee (3-28-15) >
7. 8,059 vs. Oklahoma (3-18-17) {
8. 7,898 vs. BYU (3-11-14) ^
9. 7,898 vs. San Diego (3-11-13) ^
10. 7,896 vs. BYU (3-9-13) ^
11. 7,882 at Purdue (12-2-06)
12. 6,537 at Alaska-Anchorage (11-20-01) +
13. 6,459 vs. Iowa (11-21-01) +
14. 6,409 at Ohio State (12-8-13)
15. 6,071 vs. Santa Clara (3-3-16) ^
16. 6,031 vs. Kentucky (3-25-12) ?
17. 5,892 vs. BYU (3-12-19) ^
18. 5,784 vs. Xavier (3-27-10) %
19. 5,500 at Colorado State (12-8-24)
20. 5,478 at Oregon State (3-25-19) <
21. 5,071 at Oregon State (3-22-15) <
22. 5,047 at Northwestern (12/15/14)
23. 5,005 at Southwest Missouri State (3-21-05) !
24. 4,943 at New Mexico (11-24-24)
25. 4,736 at Oklahoma (11-14-13)
26. 4,574 at Oregon State (2-13-25)
27. 4,503 vs. Stanford (11-13-11)
28. 4,433 at Portland (2-25-99) *
29. 4,265 at Oregon (11-22-02)
30. 4,197 at Stanford (11-29-10)
31. 4,150 at Pepperdine (2-15-91)
32. 4,141 at Washington (11-28-03)
33. 3,865 at Stanford (11-10-24)

34. 3,848 vs. Saint Mary's (3-7-11) ^
35. 3,656 vs. North Carolina (3-20-10) %
36. 3,620 at Wyoming (12/12/14)
37. 3,574 at Montana (12-3-96)
38. 3,474 at Montana (11-19-06)
39. 3,408 vs. Montana State (12-21-07)
40. 3,371 vs. San Diego (3-9-08) @
41. 3,285 vs. Pepperdine (3-8-10) ^
42. 3,250 at Montana (11-18-17)
43. 3,190 vs. San Diego (3-9-09) ^
44. 3,152 at South Dakota State (11-13-09)

ROAD (CONFERENCE GAMES)

1. 4,574 at Oregon State (2-13-25)
2. 4,433 at Portland (2-25-99)
3. 4,150 at Pepperdine (2-15-91)
4. 2,195 at BYU (2-25-17)
5. 2,165 at Saint Mary's (2-19-00)
6. 2,077 at Portland (1-29-00) *
7. 2,014 at BYU (2-9-12)
8. 1,709 at Portland (2-29-20)
9. 1,537 at Saint Mary's (1-8-07)
10. 1,473 at Saint Mary's (1-26-02)
11. 1,430 at BYU (2-23-13)
12. 1,408 at San Diego (2-13-14)

NCAA Tournament (Spokane, WA/McCarthy Athletic Center)

*Game was a sellout despite not hitting 6,000

> NCAA Tournament (Spokane, WA/Spokane Arena)

+ Great Alaska Shootout (Anchorage, AK)

§ Hawkeye Challenge (Iowa City, IA)

& Played at Spokane Arena (Spokane, WA)

~ New Mexico Tournament (Albuquerque, NM)

! Sportsview.TV Women's NIT (Springfield, MO)

@ West Coast Conference Tournament (San Diego, CA)

^ West Coast Conference Tournament (Las Vegas, NV)

% NCAA Tournament (Seattle, WA; Sacramento, CA)

? NCAA Tournament (Kingston, RI)

< NCAA Tournament (Corvallis, OR)

2025-26 GONZAGA WOMEN'S BASKETBALL RECORD BOOK

OVERTIME GAMES

OVERALL RECORD: (18-22) HOME: (9-6) ROAD: (6-12) NEUT: (3-4)

WCC RECORD: (13-11) HOME: (7-4) ROAD: (4-6) TOURN: (2-1)

Date	Opponent	W/L	Score	Site	OT
1-13-89	San Diego *	W	69-65	Home	OT
1-20-89	Loyola Marymount *	L	67-62	Away	OT
1-18-90	Loyola Marymount *	L	70-66	Home	OT
1-26-90	Pepperdine *	W	83-76	Away	OT
2-9-91	Pepperdine *	W	92-84	Home	2OT
12-9-91	Washington	L	73-67	Home	OT
1-6-92	Whitworth	W	72-64	Home	OT
1-12-95	San Diego *	W	77-64	Home	OT
1-14-95	San Francisco *	L	83-77	Home	OT
1-26-95	Saint Mary's *	W	82-75	Home	OT
1-24-97	Loyola Marymount *	L	66-62	Away	OT
12-3-99	American #	L	66-64	Neut.	OT
11-29-01	Pacific	L	86-85	Home	OT
1-12-02	San Diego *	W	75-65	Away	OT
1-19-02	Loyola Marymount *	L	76-74	Home	OT
3-8-03	Santa Clara +	L	60-59	Neut.	OT
1-15-04	San Francisco *	W	72-61	Away	OT
3-6-04	Pepperdine \$	W	66-64	Neut.	OT
1-12-06	Pepperdine *	L	59-58	Away	OT
12-9-06	Eastern Washington	W	103-102	Away	OT
1-11-06	Santa Clara *	W	78-73	Home	OT
12-2-07	UC Riverside !	L	75-65	Neut.	OT
11-13-09	South Dakota State	L	75-71	Away	OT
12-28-13	Saint Mary's*	L	78-79	Away	OT
1-23-14	Loyola Marymount*	L	91-82	Away	OT
2-7-15	San Francisco *	W	91-84	Home	4OT
3-28-15	Tennessee >	L	69-73	Neut.	OT
12-3-15	Wyoming	W	61-57	Home	OT
2-20-16	Pacific *	L	83-84	Away	OT
3-11-19	Saint Mary's ~	W	78-77	Neut.	2OT
11-17-19	Stanford	L	70-76	Away	OT
12-6-20	South Dakota State	L	72-75	Away	OT
11-19-22	Louisville=	W	79-67	Neut.	OT
11-9-23	Washington State	L	72-77	Away	OT
12-7-23	California	W	78-70	Away	OT
12-8-24	Colorado State	L	72-74	Away	OT
12-28-24	Oregon State *	L	67-71	Home	OT
2-8-25	Washington State *	W	73-69	Home	OT
2-13-25	Oregon State *	W	66-62	Away	OT
3-27-25	Minnesota^	L	77-82	Away	OT

* - West Coast Conference Games
 + - West Coast Conference Tournament (San Diego, CA)
 \$ - West Coast Conference Tournament (Santa Clara, CA)
 # - Southwest Airlines Lobo Classic (Albuquerque, NM)
 ! - Arizona State Classic (Tempe, AZ)
 > NCAA Tournament (Spokane, WA)
 ~ West Coast Conference Tournament (Las Vegas)
 = Battle for Atlantits (Paradise Island, Bahamas)
 ^ WBIT Tournament

100-POINT GAMES

Date	Opponent	W/L	Score	Site	Date	Opponent	W/L	Score	Site
12-31-84	Loyola Marymount	W	100-78	Away **	1-21-10	Pepperdine	W	107-64	Away
1-8-85	Warner Pacific	W	117-58	Away **	11-14-10	Whitman	W	114-40	Home
1-9-85	Pacific Lutheran	W	108-58	Away **	12-3-10	Eastern Washington	W	101-74	Away
1-15-85	Central Washington	W	103-66	Away **	12-23-10	Cal State Fullerton	W	101-52	Home
2-1-85	Seattle Pacific	W	102-71	Away **	1-3-11	Southern Utah	W	102-61	Home
2-14-85	Lewis-Clark State	W	107-62	Home **	1-27-11	Saint Mary's	W	106-77	Away
2-18-85	Whitman	W	113-75	Away **	2-19-11	San Francisco	W	103-59	Away
2-20-85	Central Washington	W	102-81	Home **	2-24-11	Saint Mary's	W	106-66	Home
2-22-85	Seattle University	W	110-68	Home **	11-11-11	Hofstra	W	101-88	Home
2-23-85	Seattle Pacific	W	111-84	Home **	2-16-13	San Francisco	W	101-65	Home
12-17-88	Saint Martin's	W	102-46	Home	2-1-14	San Francisco	W	101-66	Home
3-26-94	NE Louisiana #	W	105-69	Neutral	11-13-16	UC Irvine	W	102-38	Home
11-25-06	North Carolina @	L	101-63	Neutral	11-24-23	Liberty \$	W	102-59	Neutral
12-9-06	Eastern Washington	W	103-102 (OT)	Home	2-3-24	Pacific	W	104-39	Home
11-14-08	Eastern Oregon	W	101-44	Home					
11-21-08	Montana State	W	100-47	Home					
1-31-09	San Diego	W	109-73	Away					
11-29-09	Stanford	L	105-74	Away					

** 100-Point Games with Gonzaga as an NAIA member; # Women's NIT (Amarillo, Texas); @ Hawaiian Airlines Rainbow Wahine Classic (Honolulu, Hawaii); \$ Betty Chancellor Classic (Katy, TX)

30-POINT CLUB

Bulldog players with 30 or more points in a game

1. Amy Simpson	38 (16FG, 6FT)	vs. Lewis-Clark State (2-1-83)
2. Jill Barta	37 (12 FG, 8 FT)&	vs. Saint Mary's (3-7-17)
3. Ivy Safranski	36 (14FG, 0FT)^	vs. NE Louisiana (3-26-94)
4. Yvonne Ejim	35 (12 FG, 11 FT)	vs. Portland (1-16-25)
Ivy Safranski	35 (11FG, 9FT)~	vs. Portland (1-29-93)
5. Jill Barta	34 (9 FG, 12 FT)~	vs. BYU (2-3-18)
Courtney Vandersloot	34 (10 FG, 11 FT)+	vs. Iowa (3-19-11)
Joy Pauley	34 (11FG, 7FT)&	vs. Saint Mary's (1-13-96)
8. Courtney Vandersloot	33 (12 FG, 6FT)	vs. Eastern Washington (12-3-10)
Heather Bowman	33 (14 FG, 5 FT)	vs. Saint Joseph's (1-2-09)
Stephanie Hawk	33 (10FG, 11FT)	vs. Santa Clara (1-11-07)
Jessica Malone	33 (9FG, 9FT)#	vs. Saint Mary's (3-1-01)
Jill Barta	33 (11FG 10FT)*	vs. Saint Mary's (1-14-17)
13. Yvonne Ejim	32 (13FG, 6FT)	vs. Queens (12-6-22)
Jill Barta	32 (10 FG, 10 FT)\$	vs. San Diego (3-6-18)
Haiden Palmer	32 (14FG, 2FT)	at Loyola Marymount (1-23-14)
Katelan Redmon	32 (14 FG, 4FT)	at Santa Clara (1-19-12)
Coutney Vandersloot	32 (10 FG, 9 FT)+	at Marquette (11-28-08)
Heather Bowman	32 (10FG, 12 FT)	vs. Eastern Washington (12-9-06)
Jennifer Mountain	32 (13FG, 5FT)*	vs. Warner Pacific (1-3-90)
20. Yvonne Ejim	31 (12 FG, 6 FT)*	at Oregon State (2-13-25)
Jill Barta	31 (12FG,4FT)+	at Pacific (2-20-16)
Haiden Palmer	31 (14FG, 1FT)	at Saint Mary's (12-28-14)
Kayla Standish	31 (10 FG, 11 FT)	vs. Saint Mary's (3-3-12)
Heather Bowman	31 (13 FG, 5 FT)	vs. San Diego (2-25-09)
Michelle Elliott	31 (11FG, 0FT)	vs. Sacramento State (12-8-07)
Ashley Burke	31 (13FG, 4FT)*	vs. Montana (1-4-04)
Ivy Safranski	31 (9FG, 8FT)&	vs. Idaho (11-26-93)
Ivy Safranski	31 (12FG, 4FT)+	vs. Loyola Marymount (1-16-93)
28. Jill Barta	30 (11 FG, 4FT)~	vs. Kent State (11-24-17)
Jill Barta	30 (10 FG, 7FT)+	vs. Portland State (12-2-17)
Kayla Standish	30 (15 FG)	vs. Iowa (3-19-11)
Kayla Standish	30 (11 FG, 7 FT)	vs. UCLA (3-21-11)
Heather Bowman	30 (8FG, 14FT)!	vs. Santa Clara (2-28-08)

* Includes one 3-point field goal
 \$ Includes two 3-point field goals
 + Includes three 3-point field goals
 ~ Includes four 3-point field goals
 & Includes five 3-point field goals
 # Includes six 3-point field goals
 ^ Includes eight 3-point field goals
 ! Includes nine 3-point field goals

600 CAREER REBOUND CLUB

Player	Rebounds	Years	Played
1. Yvonne Ejim	1,140	5	2020-25
2. Kay Koppelman	983	4	1987-91
3. Shelby Cheslek	932	4	2012-16
4. Heather Bowman	874	4	2006-10
5. Vivian Frieson	832	4	2006-10
6. Juanita Rivera	820	3	1991-94
7. Kayla Standish	809	4	2008-12
8. Ashley Burke	697	4	2002-05
9. Jenn Wirth	685	4	2017-21
10. Stephanie Hawk	684	4	2003-07
11. Loretta O'Brien	679	5	1980-86
12. Jill Barta	652	3	2015-18
13. Kiara Kudron	651	4	2012-17
14. Raeanna Jewell	643	4	2002-05
15. Jessica Malone	642	4	1998-02
16. Sunny Greinacher	626	4	2011-15
17. Carla Curfman	621	4	1985-89
18. Kerri McIntosh	618	4	1985-89
19. Lisa Nichols	607	4	1987-91
20. Anne Bailey	601	4	2003-06



Kayla Standish became the first Gonzaga player to tally 30-plus points in back-to-back games. Standish scored 30 points in the Zags' 2011 NCAA Tournament First Round win over Iowa and then had 30 points in their second round victory over UCLA.

BULLDOG WEST COAST CONFERENCE ACCOLADES

FIRST TEAM

1988	Carla Curfman Tammy Tibbles
1989	Carla Curfman Jennifer Mountain Tammy Tibbles
1990	Jennifer Mountain
1991	Jennifer Mountain Kay Koppelman
1992	Juanita Rivera
1993	Ivy Safranski
1994	Juanita Rivera Ivy Safranski
1995	Ivy Safranski
1996	Joy Pauley
2001	Jessica Malone
2003	Ashley Burke
2004	Ashley Burke Shannon Mathews
2005	Ashley Burke Shannon Mathews
2006	Ashley Anderson Stephanie Hawk
2007	Heather Bowman Stephanie Hawk
2008	Heather Bowman Courtney Vandersloot
2009	Heather Bowman Courtney Vandersloot Vivian Frieson
2010	Heather Bowman Courtney Vandersloot Vivian Frieson
2011	Courtney Vandersloot Katelan Redmon Kayla Standish
2012	Katelan Redmon Kayla Standish
2013	Taelor Karr Haiden Palmer
2014	Sunny Greinacher Haiden Palmer
2015	Sunny Greinacher Elle Tinkle
2016	Jill Barta
2017	Jill Barta Kiara Kudron
2018	Jill Barta
2019	Zykeria Rice Chandler Smith Laura Stockton
2020	Jill Townsend Jenn Wirth
2021	Jill Townsend Jenn Wirth
2022	Melody Kempton Kayleigh Truong
2023	Kaylynne Truong Yvonne Ejim Brynna Maxwell
2024	Kaylynne Truong Kayleigh Truong Brynna Maxwell Yvonne Ejim
2025	Allie Turner Yvonne Ejim

SECOND TEAM

2015	Keani Albanez
2017	Elle Tinkle
2018	Zykeria Rice Chandler Smith
2020	Katie Campbell
2022	Yvonne Ejim
<u>HONORABLE MENTION</u>	
1989	Kay Koppelman
1990	Kay Koppelman
1991	Lisa Nicholls
1992	Ivy Safranski
1993	Juanita Rivera
1995	Sarah Christensen Joy Pauley
1998	Staci Andrews
1999	Holly Bruno Kristin Deal Jessica Malone
2000	Jessica Malone
2002	Jessica Malone
2003	Shannon Mathews Triana Allen
2004	Ashley Anderson
2005	Anne Bailey Raeanna Jewell
2008	Jami (Bjorklund) Schaefer
2010	Tiffanie Shives
2011	Janelle Bekkering
2012	Haiden Palmer
2013	Sunny Greinacher
2014	Jazmine Redmon
2016	Shelby Cheslek
2017	Laura Stockton
2019	Jill Townsend
2020	Jessie Loera
2021	Melody Kempton Kayleigh Truong LeeAnne Wirth
2023	McKayla Williams
2024	Eliza Hollingsworth
2025	Maud Huijbens

PLAYER OF THE YEAR

2005	Shannon Mathews
2007	Stephanie Hawk
2008	Heather Bowman
2009	Courtney Vandersloot
2010	Courtney Vandersloot
2011	Courtney Vandersloot
2013	Taelor Karr
2018	Jill Barta
2020	Jill Townsend
2021	Jenn Wirth
2023	Kaylynne Truong
2024	Yvonne Ejim
2025	Yvonne Ejim

DEFENSIVE PLAYER OF THE YEAR

2008	Jami (Bjorklund) Schaefer
2013	Jazmine Redmon
2024	Yvonne Ejim
2025	Yvonne Ejim

SIXTH WOMAN OF THE YEAR

2021	Melody Kempton
2022	Yvonne Ejim
2024	Maud Huijbens

FRESHMAN/NEWCOMER OF THE YEAR

1988	Kay Koppelman (co-winner)
1992	Juanita Rivera Ivy Safranski
2007	Heather Bowman
2008	Courtney Vandersloot
2010	Katelan Redmon
2012	Haiden Palmer (co-winner)
2025	Allie Turner

ALL-FRESHMAN TEAM

1989	Missy Smith
1990	Sheri Stemple
1992	Sarah Christensen
1993	Benibel Carrion
2006	Jami (Bjorklund) Schaefer
2007	Heather Bowman
2008	Courtney Vandersloot
2009	Kelly Bowen
2012	Sunny Greinacher
2013	Shelby Cheslek
2015	Emma Wolfram
2016	Jill Barta
2018	Jenn Wirth
2020	Kayleigh Truong
2021	Yvonne Ejim
2023	Calli Stokes
2025	Allie Turner

COACH OF THE YEAR

1994	Julie Holt
2003	Kelly Graves
2005	Kelly Graves
2007	Kelly Graves
2008	Kelly Graves
2010	Kelly Graves
2011	Kelly Graves
2013	Kelly Graves
2014	Kelly Graves
2015	Lisa Fortier
2017	Lisa Fortier
2018	Lisa Fortier
2019	Lisa Fortier
2023	Lisa Fortier
2024	Lisa Fortier
2025	Lisa Fortier

ALL-ACADEMIC TEAM (GPA)

1991	Kay Koppelman (3.44) Jennifer Mountain (3.21) Lisa Nicholls (3.50)
1992	Ivy Safranski (3.27)
1993	Ivy Safranski (3.23)
1994	Angie Hendricks (3.78) Kelli Howell (3.71) Ivy Safranski (3.33)
1995	Kelli Howell (3.71) Joy Pauley (3.52) Ivy Safranski (3.41)
1996	Joy Pauley (3.56)
1997	Lydia Ledgerwood (3.72)
1998	Lydia Ledgerwood (3.75) Staci Andrews (3.67)
2000	Holly Bruno (3.4)
2001	Jessica Malone (3.22) Celeste Quitiquit (3.81)
2002	Jessica Malone (3.25)
2003	Shannon Mathews (3.50)
2004	Shannon Mathews (3.32)

2025-26 GONZAGA WOMEN'S BASKETBALL RECORD BOOK

2005	Shannon Mathews (3.4) Ashley Burke (3.26)		Shaniqua Nilles (3.63) * Emma Stach (3.62) *		Cierra Walker (4.0)* Kaylynn Truong (3.66)*
2006	Stephanie Hawk (3.58)		Georgia Stirton (3.26) *		Anamaria Virjoghe (3.40)*
2007	Michelle Elliott (3.60) Stephanie Hawk (3.60)	2017	Elle Tinkle (3.46) * Elle Tinkle (3.50)	2022	Cierra Walker (4.0) Abby O'Connor (4.0) Yvonne Ejim (3.5)*
2008	Jami (Bjorklund) Schaefer (3.94) Michelle Elliott (3.44)		Kiara Kudron (3.95) Emma Stach (3.75)*		Kaylynn Truong (3.6)* Eliza Hollingsworth (3.2)*
2009	Jami (Bjorklund) Schaefer (3.95) Janelle Bekkering (3.30)		Emma Wolfram (3.57)* Chandler Smith (3.69)*	2023	Yvonne Ejim (3.52) Kaylynn Truong (3.62) McKayla Williams (3.5)*
2010	Janelle Bekkering (3.43) Tiffanie Shives (3.95)	2018	Chandler Smith (3.94) Emma Stach (3.81)		Eliza Hollingsworth (3.2)* Yvonne Ejim
2011	Janelle Bekkering (3.48) Claire Raap (3.48)	2019	Katie Campbell (3.32)* Chandler Smith (3.87)	2024	Yvonne Ejim Kayleigh Truong Kaylynn Truong
2012	Tatiana Lorenzo (3.90)* Shannon Reader (3.26)		Katie Campbell (3.38)* Zykeria Rice (3.54)*		Brynna Maxwell* Calli Stokes*
2013	Sunny Greinacher (3.33)		Jill Townsend (3.27)* Jenn Wirth (3.27)*		Maud Huijbens* Yvonne Ejim (3.6)
2014	Sunny Greinacher (3.47) Haiden Palmer (4.00)	2020	Katie Campbell (3.36) Jill Townsend (3.34)*	2025	Claire O'Connor (4.0) Maud Huijbens* Esther Little*
	Shelby Cheslek (3.36) * Lindsay Sherbert (3.43) *		Jenn Wirth (3.36)* LeeAnne Wirth (3.32)*		Bree Salenbien*
2015	Sunny Greinacher (3.52) Elle Tinkle (3.44)		Louise Forsyth (3.42)* Anamaria Virjoghe (3.28)*		* Honorable mention
	Shelby Cheslek (3.41) * Shaniqua Nilles (3.43)*	2021	Jill Townsend (3.39) Jenn Wirth (3.46)		
	Lindsay Sherbert (3.57) *		LeeAnne Wirth (3.43)* Louise Forsyth (3.42)*		
2016	Shelby Cheslek (3.62) Kiara Kudron (3.36) *				SCHOLAR-ATHLETE OF THE YEAR 2014 Haiden Palmer

REGIONAL/NATIONAL ACCOLADES

ASSOCIATED PRESS ALL-AMERICAN

2005	Shannon Mathews (Honorable Mention)
2007	Stephanie Hawk (Honorable Mention)
2009	Courtney Vandersloot (Honorable Mention)
2010	Courtney Vandersloot (Honorable Mention)
2011	Courtney Vandersloot (Honorable Mention)
2014	Haiden Palmer (Honorable Mention)
2021	Jill Townsend (Honorable Mention) Jenn Wirth (Honorable Mention)
2023	Kaylynn Truong (Honorable Mention)
2024	Yvonne Ejim (Honorable Mention)
2025	Yvonne Ejim (Honorable Mention)

STATE FARM ALL-AMERICAN

2009	Courtney Vandersloot (Honorable Mention)
2010	Courtney Vandersloot (Honorable Mention)
2011	Courtney Vandersloot

USBWA ALL-AMERICA

2011	Courtney Vandersloot
2024	Yvonne Ejim (Honorable Mention)
2025	Yvonne Ejim (Honorable Mention) Allie Turner (Honorable Mention) Maud Huijbens (Honorable Mention)

JOHN R. WOODEN ALL-AMERICAN

2010	Courtney Vandersloot (Finalist)
2011	Courtney Vandersloot (Winner)

NANCY LIEBERMAN AWARD

2010	Courtney Vandersloot (Finalist)
2011	Courtney Vandersloot (Winner)

KATRINA MCCLAIN AWARD

2024	Yvonne Ejim (Finalist)
2025	Yvonne Ejim (Finalist)

CSC ACADEMIC ALL-AMERICAN

2024	Yvonne Ejim (Second Team)
2025	Yvonne Ejim (Second Team)

BECKY HAMMON PLAYER OF THE YEAR

2023	Yvonne Ejim (Finalist)
------	------------------------

2024	Yvonne Ejim (Winner)
2025	Yvonne Ejim (Finalist)

FRANCES POMERORY NAISMITH AWARD

1985	Maria Stack
2011	Courtney Vandersloot

COSIDA ACADEMIC ALL-DISTRICT 8

2007	Stephanie Hawk
2007	Jami (Bjorklund) Schaefer
2008	Jami (Bjorklund) Schaefer
2009	Jami (Bjorklund) Schaefer
2011	Janelle Bekkering
2018	Chandler Smith

I-AAA SCHOLAR-ATHLETE TEAM

2008	Jami (Bjorklund) Schaefer
2009	Jami (Bjorklund) Schaefer
2015	Sunny Greinacher
2016	Shelby Cheslek
2017	Kiara Kudron
2018	Chandler Smith
2019	Chandler Smith
2020	Katie Campbell Jenn Wirth
2021	Cierra Walker Jenn Wirth
2022	Cierra Walker Abby O'Connor
2023	Brynna Maxwell

WBCA REGION VII COACH OF THE YEAR

2005	Kelly Graves
------	--------------

MAGGIE DIXON ROOKIE COACH OF THE YEAR

2015	Lisa Fortier
------	--------------

KATHY DELANEY SMITH COACH OF THE YEAR

2024	Lisa Fortier
------	--------------

2025-26 GONZAGA WOMEN'S BASKETBALL RECORD BOOK

YEAR-BY-YEAR

Year	Coach	Rec.	Pct.	Conf.	Pct.	Conf. Fin.	Other
1980-81	Linda Ponikvar	10-14	.416	---	---	---	---
1981-82	Linda Ponikvar	10-18	.357	---	---	---	---
1982-83	Linda Ponikvar	14-12	.538	---	---	---	---
1983-84	Bill Evans	21-9	.700	---	---	---	NAIA District Qualifier
1984-85	Bill Evans	28-4	.875	---	---	---	NAIA District Qualifier
1985-86	Mike Peterson	21-10	.677	---	---	---	NAIA District Qualifier
1986-87	Mike Peterson	11-16	.407	---	---	---	---
1987-88	Mike Peterson	18-9	.667	11-3	.786	1st	WCC Regular Season Champs
1988-89	Mike Peterson	15-13	.536	11-3	.786	2nd	---
1989-90	Julie Holt	10-17	.370	5-9	.357	5th	---
1990-91	Julie Holt	13-15	.464	7-7	.500	4th	---
1991-92	Julie Holt	8-19	.296	5-9	.357	6th	---
1992-93	Julie Holt	11-15	.423	6-8	.428	T4th	---
1993-94	Julie Holt	21-10	.677	10-4	.714	2nd	Women's NIT
1994-95	Kellee Barney	9-17	.346	4-10	.286	T6th	---
1995-96	Kellee Barney	4-23	.148	2-12	.143	8th	---
1996-97	Kellee Barney	4-23	.148	2-12	.143	7th	---
1997-98	Kellee Barney	11-16	.407	3-11	.214	7th	---
1998-99	Kellee Barney	8-19	.296	4-10	.286	T6th	---
1999-00	Kellee Barney	9-19	.321	2-12	.143	8th	---
2000-01	Kelly Graves	5-23	.178	0-14	.000	8th	---
2001-02	Kelly Graves	11-18	.379	2-12	.143	8th	---
2002-03	Kelly Graves	18-12	.600	9-5	.643	T2nd	---
2003-04	Kelly Graves	18-12	.600	10-4	.714	T2nd	Women's NIT First Round
2004-05	Kelly Graves	28-4	.875	14-0	1.000	1st	Women's NIT Second Round
2005-06	Kelly Graves	16-14	.533	11-3	.785	T1st	WCC Co-Regular Season Champs
2006-07	Kelly Graves	24-10	.706	13-1	.929	1st	NCAA First Round
2007-08	Kelly Graves	25-9	.735	13-1	.929	1st	Women's NIT Second Round
2008-09	Kelly Graves	27-7	.794	12-2	.857	1st	NCAA Second Round
2009-10	Kelly Graves	29-5	.853	14-0	1.000	1st	NCAA Regional Semifinals
2010-11	Kelly Graves	31-5	.861	14-0	1.000	1st	NCAA Regional Final
2011-12	Kelly Graves	28-6	.824	14-2	.875	1st	NCAA Regional Semifinals
2012-13	Kelly Graves	27-6	.818	15-1	.938	1st	NCAA First Round
2013-14	Kelly Graves	29-5	.853	16-2	.889	1st	NCAA First Round
2014-15	Lisa Fortier	26-8	.765	16-2	.889	1st	NCAA Regional Semifinals
2015-16	Lisa Fortier	19-14	.576	10-8	.556	5th	Women's NIT Second Round
2016-17	Lisa Fortier	26-7	.788	14-4	.778	1st	NCAA First Round
2017-18	Lisa Fortier	27-6	.818	17-1	.944	1st	NCAA First Round
2018-19	Lisa Fortier	29-5	.852	16-2	.889	1st	NCAA Second Round
2019-20	Lisa Fortier	28-3	.903	17-1	.944	1st	--Season shortened due to COVID-19--
2020-21	Lisa Fortier	23-4	.852	16-1	.941	1st	NCAA First Round
2021-22	Lisa Fortier	27-7	.794	15-2	.882	2nd	NCAA Second Round
2022-23	Lisa Fortier	28-5	.848	17-1	.944	1st	NCAA First Round
2023-24	Lisa Fortier	32-4	.889	16-0	1.000	1st	NCAA Sweet 16
2024-25	Lisa Fortier	24-11	.686	17-3	.850	T1st	WBIT Quarterfinals
		861-508	.629	400-182	.687		

ALL-TIME ROSTER

A

Lori Abraham	1982-83-84
Keani Albanex	2012-13-14-15
Robin Allen	1985-86-87-88
Triana Allen	2001-02-03
Ashley Anderson	2003-04-05-06
Molly Anderson	2011-12
Staci Andrews	1995-96-97-98

B

Anne Bailey	2003-04-05-06
Tracy Baldwin	1991
Gillian Barfield	2018-19-20-21
Jill Barta	2016-17-18
Theresa Baumgartner	1987-88-89
Grace Beauchane	1989-90
Janelle Bekkering	2008-09-10-11
Megan Benedict	2012
Erin Bergman	1999-00-01-02
Tessie Bertilino	1990

Ines Bettencourt**2025**

Anne Bickelhaupt	2001-02-03-04
Kacie Bosch	2015-16
Kelly Bowen	2009-10-11-12
Heather Bowman	2007-08-09-10
Lucia Brandon	1987
Maria Bresee	1985-86
Amanda Brown	2007-08-09
Cheyenne Brown	2003-04
Holly (Turner) Bruno	1998-99-00
Ashley Burke	2002-03-04-05
Destiny Burton	2023-24

C

Katie Campbell	2018-19-20
Sue Canoy	1987
Benibel Carrion	1993
Cameron Carroll	1998-99
Shelby Cheslek	2013-14-15-16
Nathalie Chevallay	2000-01
Sarah Christensen	1992-93-94-95
Chelsea Clark	1997-98-00-01
Carol Clingan	1988-89
Grace Collett	2017
Nena Cook	1985
Casey Correa	1999-00
Heidi Crider	1990-91-92
Carla Curfman	1986-87-88-89

D

McKynnlie Dalan	2025
Tayla Dalton	2025
Nancy Darrow	1988-89
Kristin Deal	1997-98-99-00
Maura Doohan	1985
Corryn Douglas	2017-18
Michelle Durkin	1981-82-83

E

Yvonne Ejim	2021-22-23-24-25
Michelle Elliott	2007-08
Missy Eskew	1991
Kelly Ethier	1981-82

F

Amanda Fahsholtz	2001
Leah Fenwick	1993-94-95
Louise Forsyth	2018-19-20-21
Vivian Frieson	2007-08-09-10

G

Donna Gentry	1991
Sandy Gere	1995-96-97-98
Stephanie Golden	2011-12-13-14
Michelle Gray	1992-93-94
Sunny Greinacher	2012-13-14-15
Kylee Griffen	2019-20-21-22

Vera Gunaydin**2025****H**

Colleen Harmon	1983-84-85
Dominique Harris	2005-06
Tiosha Harrison	2001
Sue Harvey	1981-82-83
Maria Hassett	2006-07-08
Stephanie Hawk	2004-05-06-07
Angie Hendricks	1992-93-94
Chelsea Herman	1993-94-95-96-97
Katherine Herman	2003
Rebecca Higgins	1993
Melissa Holland	2016
Eliza Hollingsworth	2021-22-23-24
Pam Holsinger	1983
Kelli Howell	1992-93-94-95

Maud Huijbens**2022-23-24-25**

Alana Hunt	1992
------------	------

J

Rikki Jackson	2002
Tennille Jeffries	1996-97-98-99-00
Beth Jensen	1981-82-83
Raeanna Jewell	2002-03-04-05

K

Rachel Kane	2004-05-07-08
Taelor Karr	2012-13
Melody Kempton	2019-20-21-22
Karen Kime	1986-87
Kay Koppelman	1988-89-90-91
Kim Kucera	1981
Kiara Kudron	2013-14-16-17

L

Jennifer Lamb	1987
Carmel Lampson	2000-01
Tara Landon	1991
Juliann Laney	2002-05-06
Delphine Lecouldre	2003-04-05
Lydia Ledgerwood	1995-96-97-98
Kathleen Linn	1981-82

Esther Little**2022-23-24-25**

Jessie Loera	2017-18-19-20
Tatiana Lorenzo	2007-08-09-10-11

M

Jessica Malone	1999-00-01-02
Shannon Mathews	2002-03-04-05
Bryinna Maxwell	2023-24
Regan McCliment	1995-96
Melissa McCullough	1996-97
Karla McGuire	1988
Kerri McIntosh	1986-87-88-89
Shenna McNairy	1998-99
Sheri McNeal	1983-84-85
Paula Mitchell	1982-83-84
Renay Mobley	1988-89
Leigh Morehouse	1981-82

Claudia Morgan	1994-95
Jennifer Mountain	1988-89-90-91
Ziya Muhammad	2002
Payton Muma	2023-24
Casy Murdock	1998
Cindy Murphy	1990

N

Mandy Nelson	1992-93-94
Lisa Nicholls	1988-89-90-91
Shaniqua Nilles	2012-13-14-15-16

O

Loretta O'Brien	1983-84-85-86
Rosie O'Brien	1981
Abby O'Connor	2021-22

Claire O'Connor**2024-25****Naya Ojukwu****2024****Christabel Osarobo****2025**

Heather Osberg	1997-98-99-00
Lisa Osborn	1982-83-84

P

Colleen Palmer	1984
Haiden Palmer	2012-13-14
Joy Pauley	1993-94-95-96
Sydney Perno	1997-98-99-00
Kaitlyn Petersen	2010
Tami Petersen	1981-82
Heidi Phillips	1992-93-94-96
Sasha Polishchuk	2006-07-08
Kathy Pradere	1982-83-84-85
Katie Prichard	2003-04-05-06

Q

Celeste Quitiquit	2000-01-02
-------------------	------------

R

Claire Raap	2008-09-10-11
Shannon Reader	2009-10-11-12
Jazmine Redmon	2011-12-13-14
Katelan Redmon	2010-11-12
Elaina Renius	2005-06-08
Tori Rhodes	1986-87
Zykeria Rice	2016-17-18-19
Giana Riley	2023
Katy Ridenour	2004-05-06-07
Juanita Rivera	1992-93-94
Janet Robertson	1981-82-83-84
Cynthia Rosman	1986
Jennifer Rosman	1986

S

Ivy Safanski	1992-93-94-95
--------------	---------------

Bree Salenbien**2022-24-25**

Beth Salzman	1991-92
Simone Santos	2006-07
Lily Scanlon	2021
Jami Schaefer	2006-07-08-09
Carter Schick	2009-10-11
Sarah Schramm	2006
Cheri Sharp	1990-91
Ellen Shaw	2001
Ashley Shearer	2003-04
Lindsay Sherbert	2014-15
Rebekah Sheryef	1996
Tiffany Shives	2008-09-10
Amy Jo Silva	1995-96

2025-26 GONZAGA WOMEN'S BASKETBALL RECORD BOOK

ALL-TIME ROSTER

Amy Simpson	1983-84-85-86	Zhané Templeton	2016-17	Valda Vitolins	1986
Chandler Smith	2017-18-19	Penny Thomley	1981-82-83		
Missy Smith	1989-90	Tammy Tibbles	1985-86-87-88	W	
Maria Stack	1985	Lorrie Tidwell	1992	Cierra Walker	2021-22
Nora Stack	1981	Elle Tinkle	2013-14-15-16-17	Danielle Walter	2012-13-14
Terri Stalder	1981-82	Melanie Tipps	1998-99-00-02	Jessica Waltz	1997-98-99-00
Kayla Standish	2009-10-11-12	Jill Townsend	2018-19-20-21	Chelsea Waters	2013-14-15-16
Emma Stach	2015-16-17-18	Kayleigh Truong	2020-21-22-23-24	Michelle Wiitala	1983-84-85
Sara Steblaj	2002	Kaylynne Truong	2020-21-22-23-24	Makenlee Williams	2017
Sheri Stemple	1990-91	Allie Turner	2025	McKayla Williams	2021-22-23
Annette Steward	1996-97			Meghan Winters	2010-11-12-13
Bernice Stime	2001-02	U		Jenn Wirth	2018-19-20-21
Georgia Stirton	2015-16	Monica Uhrig	2003-04	LeeAnne Wirth	2018-19-20-21
Laura Stockton	2016-17-18-19			Emma Wolfram	2014-15-16-17-18
Calli Stokes	2023-24	V			
Laura Sullivan	2014-15	Courtney Vandersloot	2008-09-10-11		
		Lisa Vestal	1985-86		
T		Maiki Viela	2012-13-14		
Ariam TecleMariam	2009-10	Anamaria Virjoghe	2020-21-22		

RESULTS WHEN NATIONALLY RANKED

POLLS

DATE	W/L	SCORE	AP	USA TODAY	OPPONENT (LOCATION)
2-26-05	W	81-35	25	25	Portland (Home)
3-3-05	W	77-42	24	23	Portland (N - WCC Tournament - Santa Clara, CA)
3-5-05	W	58-40	24	23	Pepperdine (N - WCC Tournament - Santa Clara, CA)
3-6-05	L	66-77	24	23	Santa Clara (Away - WCC Tournament, Santa Clara, CA)
2-6-10	W	70-58	24	--	Portland (Away)
2-11-10	W	88-75	22	23	Saint Mary's (Away)
2-13-10	W	75-61	22	23	San Diego (Away)
2-18-10	W	73-40	21	22	Loyola Marymount (Home)
2-20-10	W	87-45	21	22	Pepperdine (Home)
2-25-10	W	83-52	19	20	Santa Clara (Away)
2-27-10	W	83-35	19	20	San Francisco (Away)
3-7-10	W	87-47	17	17	Santa Clara (Neutral - WCC Tournament, Las Vegas, NV)
3-8-10	W	76-48	17	17	Pepperdine (Neutral - WCC Tournament, Las Vegas, NV)
3-20-10	W	82-76	15	14	North Carolina (Neutral - NCAA Tournament, Seattle, WA)
3-22-10	W	72-71	15	14	Texas A&M (Neutral - NCAA Tournament, Seattle, WA)
3-27-10	L	56-74	15	14	Xavier (Neutral - NCAA Tournament, Sacramento, CA)
11-12-10	L	73-79	--	22	USC (Away)
11-14-10	W	114-40	--	22	Whitman (Home)
2-17-11	W	93-65	25	--	Santa Clara (Away)
2-19-11	W	103-59	25	--	San Francisco (Away)
2-24-11	W	106-66	23	23	Saint Mary's (Home)
2-26-11	W	80-58	23	23	San Diego (Home)
3-6-11	W	96-71	22	20	Portland (Neutral - WCC Tournament, Las Vegas, NV)
3-7-11	W	72-46	20	19	Saint Mary's (Neutral - WCC Tournament, Las Vegas, NV)
3-19-11	W	92-86	20	19	Iowa (Home - NCAA Tournament, Spokane, WA)
3-21-11	W	89-75	20	19	UCLA (Home - NCAA Tournament, Spokane, WA)
3-26-11	W	76-69	20	19	Louisville (Neutral - NCAA Tournament, Spokane, WA)
3-28-11	L	60-83	20	19	Stanford (Neutral - NCAA Tournament, Spokane, WA)
11-30-11	W	71-69	--	24	Washington State (Away)
12-2-11	W	73-60	--	24	Cal State Fullerton (Away)
12-4-11	L	51-58	--	24	USC (Home)
12-17-11	W	83-56	--	25	UC Riverside (Home)
12-19-11	W	71-68	--	25	Georgia (Neutral - Holiday Hoops Classic, Las Vegas, NV)
12-21-11	W	82-76	--	24	Dayton (Neutral - Holiday Hoops Classic, Las Vegas, NV)
12-29-11	W	80-65	--	24	Portland (Away)
1-1-12	W	90-52	--	24	Saint Francis (PA) (Home)
1-5-12	W	79-50	--	24	Pepperdine (Away)
1-7-12	W	80-54	--	24	Loyola Marymount (Away)
1-12-12	W	87-52	23	22	San Francisco (Home)
1-14-12	L	63-66	23	22	Saint Mary's (Home)
1-19-12	W	81-68	--	25	Santa Clara (Away)

2025-26 GONZAGA WOMEN'S BASKETBALL RECORD BOOK

RESULTS WHEN NATIONALLY RANKED

DATE	W/L	SCORE	POLLS		OPPONENT (LOCATION)	NCAA Seed
			AP	USA TODAY		
1-21-12	W	55-44	--	25	San Diego (Away)	
1-26-12	W	79-61	22	20	Loyola Marymount (Home)	
1-28-12	W	75-70	22	20	Saint Mary's (Away)	
2-2-12	W	77-56	20	19	Portland (Home)	
2-4-12	W	68-58	20	19	San Diego (Home)	
2-9-12	L	40-70	19	18	BYU (Away)	
2-16-12	W	87-55	--	23	Santa Clara (Home)	
2-18-12	W	66-40	--	23	Pepperdine (Home)	
2-25-12	W	77-60	25	21	BYU (Home)	
3-3-12	W	83-78	22	20	Saint Mary's (Neutral - WCC Tournament, Las Vegas, NV)	
3-5-12	L	66-78	22	20	BYU (Neutral - WCC Tournament, Las Vegas, NV)	
3-17-12	W	86-73	23	24	Rutgers (Home - NCAA Tournament, Spokane, WA)	GU 11 (R 6)
3-19-12	W	65-54	23	24	Miami (Home - NCAA Tournament, Spokane, WA)	GU 11 (M 3)
3-25-12	L	62-79	23	24	Kentucky (Neutral - NCAA Tournament, Kingston, RI)	GU 11 (K 2)
11-8-13	W	64-56	25	--	Idaho (Home)	
11-10-13	W	91-54	25	--	UT Martin (Home)	
11-14-13	L	78-82	25	--	Oklahoma (Away)	
11-20-13	W	78-58	24	25	Eastern Washington (Home)	
11-30-13	W	81-31	24	24	Colgate (Home)	
12-2-13	W	82-42	24	24	Fairfield (Home)	
12-6-13	W	96-47	24	24	Portland State (Home)	
12-8-13	W	59-58	24	24	Ohio State (Away)	
12-10-13	W	70-55	23	22	Wisconsin (Away)	
12-14-13	L	45-73	23	22	Stanford (Away)	
12-16-13	W	87-43	25	22	UC Riverside (Home)	
12-21-13	W	70-62	25	22	Washington State (Away)	
12-28-13	L	78-79 (OT)	24	22	Saint Mary's (Away)	
1-17-14	W	68--40	--	23	San Francisco (Away)	
1-19-14	W	67-61	--	23	Santa Clara (Away)	
1-23-14	W	91-82 (OT)	25	22	Loyola Marymount (Away)	
1-25-14	W	69-39	25	22	Pepperdine (Away)	
1-30-14	W	89-37	22	17	Santa Clara (Home)	
2-1-14	W	101-66	22	17	San Francisco (Home)	
2-6-14	W	86-51	20	15	Pepperdine (Home)	
2-8-14	W	88-51	20	15	Loyola Marymount (Home)	
2-13-14	W	66-48	20	15	San Diego (Away)	
2-15-14	L	52-62	20	15	BYU (Away)	
2-22-14	W	72-61	24	20	Portland (Home)	
2-27-14	W	75-65	22	20	Saint Mary's (Home)	
3-1-14	W	81-77	22	20	Pacific (Home)	
3-7-14	W	81-68	21	19	San Francisco (Neutral - WCC Tournament, Las Vegas, NV)	
3-10-14	W	68-60	21	19	Saint Mary's (Neutral - WCC Tournament, Las Vegas, NV)	
3-11-14	W	71-57	18	16	BYU (Neutral - WCC Tournament, Las Vegas, NV)	
3-23-14	L	63-72	18	16	James Madison (Neutral - NCAA Tournament, College Station, TX)	GU 6 (JM 11)
11-18-14	W	88-63	24	--	Idaho State (Home)	
11-21-14	W	89-60	24	--	Montana State (Away)	
11-24-16	L	66-78	25	--	Michigan (Neutral - Paradise Jam - St. Thomas, U.S.V.I.)	
11-25-16	L	69-87	25	--	Florida State (Neutral - Paradise Jam - St. Thomas, U.S.V.I.)	
11-26-16	W	71-41	25	--	Winthrop (Neutral - Paradise Jam - St. Thomas, U.S.V.I.)	
12-9-18	W	76-53	24	22	Washington State (Home)	
12-16-18	W	70-67	21	21	Missouri State (Away)	
12-20-18	W	88-51	21	21	Idaho (Home)	
12-29-18	W	78-53	20	21	Loyola Marymount (Away)	
12-31-18	W	79-54	17	21	Pepperdine (Away)	
1-3-19	W	74-62	17	18	Saint Mary's (Home)	
1-5-19	W	88-65	17	18	Pacific (Home)	
1-12-19	W	97-71	14	15	Portland (Home)	
1-17-19	L	68-70	13	14	BYU (Away)	
1-19-19	W	86-61	13	14	San Diego (Away)	
1-24-19	W	78-51	18	17	San Francisco (Home)	
1-26-19	W	78-61	18	17	Santa Clara (Home)	

2025-26 GONZAGA WOMEN'S BASKETBALL RECORD BOOK

RESULTS WHEN NATIONALLY RANKED

DATE	W/L	SCORE	POLLS		OPPONENT (LOCATION)	NCAA Seed
			AP	USA TODAY		
1-31-19	W	63-51	15	13	Pacific (Away)	
2-2-19	W	66-52	15	13	Saint Mary's (Away)	
2-9-19	W	93-62	13	12	Portland (Away)	
2-14-19	W	71-44	13	12	San Diego (Home)	
2-16-19	L	66-64	13	12	BYU (Home)	
2-21-19	W	74-61	15	16	Santa Clara (Away)	
2-23-19	W	64-44	15	16	San Francisco (Away)	
2-28-19	W	83-60	16	14	Pepperdine (Home)	
3-2-19	W	68-58	16	14	Loyola Marymount (Home)	
3-11-19	W	78-77 2OT	12	12	Saint Mary's (Neutral - WCC Tournament, Las Vegas, Nev.)	
3-12-19	L	82-68	12	11	BYU (Neutral - WCC Tournament, Las Vegas, Nev.)	
3-23-19	W	68-51	16	14	Arkansas-Little Rock (Neutral, NCAA Tournament - Corvallis, Ore.)	5 (UALR 12)
3-25-19	L	76-70	16	14	Oregon State (Away, NCAA Tournament - Corvallis, Ore.)	5 (OSU 4)
11-10-19	W	92-48	RV	23	Cal State Bakersfield (Home)	
11-14-19	W	78-55	RV	23	UT Martin (Home)	
11-17-19	L	70-76	RV	23	Stanford (Away)	
11-22-19	W	84-44	23	21	Eastern Washington (Home)	
11-29-19	W	76-65	22	21	Dayton (Neutral, Gulf Coast Showcase, Estero, Fla.)	
11-30-19	W	62-50	22	21	Middle Tennessee (Neutral, Gulf Coast Showcase, Estero, Fla.)	
12-1-19	W	63-50	22	21	Purdue (Neutral, Gulf Coast Showcase, Estero, Fla.)	
12-5-19	W	70-55	18	17	Montana State (Away)	
12-8-19	W	76-53	18	17	Washington State (Away)	
12-14-19	W	80-45	17	17	Texas Southern (Home)	
12-17-19	W	65-54	17	18	Wyoming (Away)	
12-20-19	W	64-52	17	18	Missouri State (Home)	
12-29-19	W	62-57	17	17	Portland (Home)	
1-2-20	W	55-43	17	16	BYU (Away)	
1-4-20	W	57-42	17	16	San Diego (Away)	
1-9-20	W	74-49	16	15	Saint Mary's (Home)	
1-11-20	W	68-67	16	15	Pacific (Home)	
1-16-20	W	67-52	16	13	Santa Clara (Away)	
1-18-20	W	69-46	16	13	San Francisco (Away)	
1-23-20	W	70-36	13	11	Pepperdine (Home)	
1-25-20	W	78-52	13	11	Loyola Marymount (Home)	
1-30-20	W	57-48	12	11	San Diego (Home)	
2-1-20	W	59-44	12	11	BYU (Home)	
2-6-20	W	83-65	11	11	Pacific (Away)	
2-8-20	L	60-70	11	11	Saint Mary's (Away)	
2-13-20	W	56-38	15	15	San Francisco (Home)	
2-15-20	W	53-46	15	15	Santa Clara (Home)	
2-20-20	W	75-47	13	13	Loyola Marymount (Away)	
2-22-20	W	64-50	13	13	Pepperdine (Away)	
2-29-20	W	56-42	11	10	Portland (Away)	
3-9-20	L	70-69	11	11	Portland (Neutral, WCC Tournament, Las Vegas, Nev.)	
11-29-20	L	79-72	21	20	South Carolina (Neutral, Bad Boy Mowers Crossover Classic, Sioux Falls, SD)	
11-30-20	W	54-50	18	20	South Dakota (Neutral, Bad Boy Mowers Crossover Classic, Sioux Falls, SD)	
12-6-20	L	75-72 OT	18	18	South Dakota State (Away)	
12-8-20	W	89-50	25	25	Wyoming (Away)	
12-13-20	W	58-51	25	25	Montana (Home)	
12-20-20	W	77-68	25	25	Eastern Michigan (Neutral, Holiday Hoops Classic, Las Vegas, Nev.)	
12-21-20	W	87-57	23	25	North Alabama (Neutral, Holiday Hoops Classic, Las Vegas, Nev.)	
12-28-20	W	65-62	23	23	Loyola Marymount (Away)	
12-30-20	W	58-42	23	23	Pepperdine (Away)	
1-2-21	W	69-37	23	23	Saint Mary's (Home)	
1-4-21	W	79-59	21	23	Pacific (Home)	
1-9-21	W	75-43	21	21	Portland (Home)	
1-14-21	W	71-52	20	19	Santa Clara (Away)	
1-16-21	W	76-52	20	19	San Francisco (Away)	
1-24-21	W	79-61	20	18	Portland (Away)	
1-28-21	W	77-65	18	17	Pacific (Away)	
2-2-21	W	63-56	19	18	BYU (Home)	
2-11-21	W	79-66	17	16	San Francisco (Home)	

2025-26 GONZAGA WOMEN'S BASKETBALL RECORD BOOK

RESULTS WHEN NATIONALLY RANKED

DATE	W/L	SCORE	AP	POLLS		OPPONENT (LOCATION)	NCAA Seed
				USA TODAY			
2-13-21	W	67-50	17	16		Santa Clara (Home)	
2-18-21	L	61-56	16	16		BYU (Away)	
2-20-21	W	69-47	16	16		San Diego (Away)	
2-25-21	W	95-49	21	19		Pepperdine (Home)	
2-27-21	W	77-39		21	19	Loyola Marymount (Home)	
3-8-21	W	72-62		16	15	Santa Clara (Neutral)	
3-9-21	W	43-42		16	14	BYU (Neutral)	
3-22-21	L	64-59		14	13	Belmont (Neutral, NCAA Tournament) 5 (Belmont 12)	
11-28-22	W	62-43		25	23	Maine (Home)	
12-1-22	W	71-59		25	23	Stephen F. Austin (Home)	
12-4-22	L	84-63		25	23	Stanford (Away)	
12-6-22	W	73-49		23	22	Queen's University (Home)	
12-11-22	W	73-55		23	22	UC Davis (Home)	
12-17-22	W	67-58		23	23	BYU (Home)	
12-19-22	W	70-59		23	22	San Diego (Home)	
12-21-22	W	82-67		22	22	Montana (Home)	
12-29-22	W	77-63		20	19	Pepperdine (Away)	
12-31-22	W	96-51		20	19	Loyola Marymount (Away)	
1-5-23	W	63-52		20	20	San Francisco (Home)	
1-7-23	W	78-61		20	20	Santa Clara (Home)	
1-14-23	W	73-66		21	20	Portland (Away)	
1-19-23	W	81-78		19	16	Pacific (Away)	
1-21-23	W	82-57		19	16	Saint Mary's (Away)	
1-26-23	W	66-55		20	17	Loyola Marymount (Home)	
1-28-23	W	67-49		20	17	Pepperdine (Home)	
2-2-23	L	72-77		18	17	Santa Clara (Away)	
2-4-23	W	78-56		18	17	San Francisco (Away)	
2-11-23	W	63-53		22	23	Portland (Home)	
2-16-23	W	69-58		19	20	Pacific (Home)	
2-18-23	W	65-51		19	20	Saint Mary's (Home)	
2-23-23	W	73-61		15	15	San Diego (Away)	
2-25-23	W	58-51		15	15	BYU (Away)	
3-6-23	W	79-64		16	15	BYU (WCC Tournament)	
3-7-23	L	64-60		16	15	Portland (WCC Tournament)	
3-17-23	L	71-48		16	15	Ole Miss (NCAA Tournament First Round) 9 (Ole Miss 8)	
12-7-23	W	78-70 (OT)		23	23	California (Away)	
12-9-23	W	80-72		23	23	Rice (Away)	
12-17-23	W	83-58		21	21	South Dakota State (Home)	
12-20-23	W	81-69		20	20	Arizona (Jerry Colangelo Hall of Fame Series, Phoenix, Ariz.)	
12-22-23	W	67-56		20	20	New Mexico (Home)	
1-4-24	W	74-53		18	19	Portland (Away)	
1-11-24	W	87-49		16	17	Santa Clara (Home)	
1-13-24	W	85-67		16	17	San Diego (Home)	
1-18-24	W	72-48		17	17	Loyola Marymount (Away)	
1-20-24	W	89-60		17	17	Saint Mary's (Home)	
1-25-24	W	82-45		17	17	Santa Clara (Away)	
1-27-24	W	73-54		17	17	San Francisco (Away)	
2-1-24	W	80-52		19	17	San Diego (Away)	
2-3-24	W	104-39		19	17	Pacific (Home)	
2-8-24	W	83-46		19	16	Pepperdine (Home)	
2-10-24	W	71-47		19	16	Loyola Marymount (Home)	
2-15-24	W	96-68		17	16	Saint Mary's (Away)	
2-17-24	W	91-78		17	16	Pacific (Away)	
2-22-24	W	74-48		16	15	San Francisco (Home)	
2-24-24	W	75-41		16	15	Pepperdine (Away)	
2-28-24	W	90-40		16	13	Portland (Home)	
3-11-24	W	72-61		14	13	Pacific (WCC Tournament)	
3-12-24	L	67-66		14	13	Portland (WCC Tournament)	
3-23-24	W	75-56		16	13	UC Irvine (First Round NCAA Tournament)	
3-25-24	W	77-66		16	13	Utah (Second Round NCAA Tournament)	
3-29-24	L	69-47		16	13	Texas (NCAA Sweet 16)	
Overall	187-32						

RESULTS AGAINST RANKED OPPONENTS

POLLS

DATE	W/L	SCORE	AP	USA TODAY	OPPONENT (LOCATION)	NCAA Seed
12-30-99	L	58-76	22	NR	UC Santa Barbara (Home)	
11-25-03	L	57-73	24	25	Oregon (Home)	
12-4-03	L	64-88	19	23	Utah (Away)	
11-24-05	L	50-88	10	10	Maryland (U.S. Virgin Islands - Paradise Jam)	
11-25-05	L	65-79	2	1	Tennessee (U.S. Virgin Islands - Paradise Jam)	
11-26-05	L	45-60	9	9	Michigan State (U.S. Virgin Islands - Paradise Jam)	
12-10-05	L	54-81	23	22	Utah (Away)	
11-24-06	W	62-57	19	19	UCLA (Honolulu - Rainbow Wahine Classic)	
11-25-06	L	63-101	2	2	North Carolina (Honolulu - Rainbow Wahine Classic)	
12-2-06	L	44-69	9	9	Purdue (Away)	
12-6-06	L	66-81	13	13	Arizona State (Home)	
12-17-06	L	60-74	21	25	Marquette (Away)	
3-17-07	L	46-85	17	NR	Middle Tennessee State (Palo Alto, CA - NCAA 1st Round)	5 (GU-12)
11-30-07	L	60-78	14	13	Arizona State (Away)	
12-16-07	L	73-96	1	1	Tennessee (Away)	
11-30-08	W	69-62	16	15	Virginia (Milwaukee - WBCA Classic)	
03-21-09	W	74-59	15	16	Xavier (Seattle, WA - NCAA 1st Round)	4 (GU-12)
03-23-09	L	60-65	20	18	Pittsburgh (Seattle, WA - NCAA 2nd Round)	5 (GU-12)
11-29-09	L	74-105	2	2	Stanford (Away)	
12-19-09	L	49-70	6	5	Baylor (Las Vegas - Holiday Hoops Classic)	
12-20-09	L	76-80	13	11	Texas A&M (Las Vegas - Holiday Hoops Classic)	
03-22-10	W	72-71	9	9	Texas A&M (Seattle, WA - NCAA 2nd Round)	2 (GU-7)
03-27-10	L	56-74	5	5	Xavier (Sacramento, CA - NCAA Sweet 16)	3 (GU-7)
11-21-10	L	78-84	3	3	Stanford (Home)	
03-21-11	W	89-75	8	8	UCLA (Spokane, WA - NCAA 2nd Round)	3 (GU-11)
03-26-11	W	79-69	13	13	Louisville (Spokane, WA - NCAA Sweet 16)	7 (GU-11)
03-28-11	L	60-83	2	2	Stanford (Spokane, WA - NCAA Elite Eight)	1 (GU-11)
11-13-11	L	61-76	5	5	Stanford (Away)	
03-17-12	W	86-73	12	11	Rutgers (Spokane, WA - NCAA First Round)	6 (GU-11)
03-19-12	W	65-64	8	9	Miami (Spokane, WA - NCAA Second Round)	3 (GU-11)
03-25-12	L	62-79	8	8	Kentucky (Kingston, RI - NCAA Sweet Sixteen)	2 (GU-11)
11-21-12	L	42-55	6	6	Louisville (Puerta Vallarta, Mexico - Hardwood Tournament of Hope)	
12-02-12	L	41-69	1	1	Stanford (Home)	
12-17-12	L	60-65	20	19	Ohio State (Home)	
03-23-13	L	60-72	23	23	Iowa State (Spokane, WA - NCAA First Round)	5 (GU-12)
12-14-13	L	45-73	6	4	Stanford (Away)	
01-11-14*	W	79-50	24	24	San Diego (Home)	
11-16-14	W	75-65	22	22	Dayton (Home)	
11-29-14	L	67-79	17	16	Iowa (Las Vegas, NV - South Point Thanksgiving Shootout)	
03-20-15	W	82-69	19	19	George Washington (Corvallis, OR - NCAA First Round)	6 (GU-11)
03-22-15	W	74-64	10	10	Oregon State (Corvallis, OR - NCAA Second Round)	3 (GU-11)
03-28-15	L	69-73 (ot)	6	5	Tennessee (Spokane, WA - NCAA Sweet Sixteen)	1 (GU-11)
11-15-15	L	48-65	16	14	Stanford (Home)	
02-27-16*	W	73-55	NR	22	BYU (Home)	
11-18-16	W	68-63	11	7	Stanford (Away)	
11-25-16	L	69-87	10	9	Florida State (St. Thomas, U.S.V.I. - Paradise Jam)	
03-18-17	L	62-75	23	20	Oklahoma (Seattle, WA - NCAA First Round)	6 (GU-11)
11-25-17	L	71-88	NR	21	DePaul (Las Vegas, Nev. - Play4Kay Showcase)	
03-17-18	L	68-82	15	19	Stanford (Away - NCAA First Round)	4 (GU-13)
11-22-18	L	65-81	1	1	Notre Dame (Vancouver, B.C. - Vancouver Showcase)	
12-2-18	W	79-73	8	7	Stanford (Home)	
3-25-19	L	70-76	11	11	Oregon State (Corvallis, OR - NCAA Second Round)	4 (GU-5)
11-17-19	L	70-76 (ot)	3	3	Stanford (Away)	
12-20-19	W	64-52	20	17	Missouri State (Home)	
11-29-20	L	79-72	1	1	South Carolina (Neutral, Bad Boy Mowers Crossover Classic, Sioux Falls, SD)	
11-21-21	L	66-62	7	7	Stanford (Home)	
01-09-22	L	66-50	2	2	Stanford (Away)	
02-05-22	L	62-50	16	16	BYU (Home)*	
02-19-22	L	63-39	16	20	BYU (Away)*	
03-08-22	W	71-59	15	15	BYU (Las Vegas, Nevada - WCC Championship)*	
03-20-22	L	68-59	4	4	Louisville (Louisville, KY - NCAA Second Round)	1 (GU-9)

* WCC Contest

RESULTS AGAINST RANKED OPPONENTS

DATE	W/L	SCORE	POLL		OPPONENT (LOCATION)	NCAA Seed
			AP	USA TODAY		
11-19-22	W	79-67 (ot)	6	6	Louisville (Paradise Island, Bahamas)	
11-21-22	W	73-72	23	5	Tennessee (Paradise Island, Bahamas)	
11-9-23	L	72-77 (ot)	24	24	Washington State (Away)	
11-26-23	L	70-81	20	20	Louisville (Betty Chancellor Classic, Katy, TX)	
12-3-23	W	96-78	3	3	Stanford (Home)	
3-25-24	W	77-66	21	22	Utah (Spokane in Second Round NCAA Tournament)	(GU 4, Utah 5)
3-29-24	L	69-47	4	4	Texas (Portland in Sweet 16)	(GU 4, Texas 1)

* WCC Contest

WEST COAST CONFERENCE TOURNAMENT RESULTS

1994 AT SANTA CLARA		2008 AT SAN DIEGO		2018 IN LAS VEGAS	
Semifinals		First Round		Quarterfinals	
#2 Gonzaga	84	#1 Gonzaga	77	#1 Gonzaga	81
#3 Saint Mary's	66	#8 Pepperdine	67	#8 Pepperdine	70
Championship		Semifinals		Semifinals	
#4 Portland	73	#1 Gonzaga	81	#1 Gonzaga	65
#2 Gonzaga	65	#5 Saint Mary's	64	#5 San Francisco	53
1995 AT SANTA CLARA		Championship		Championship	
First Round		#1 Gonzaga	66	#1 Gonzaga	79
#2 Portland	79	#3 San Diego	70	#6 San Diego	71
#7 Gonzaga	73	2009 IN LAS VEGAS		2019 IN LAS VEGAS	
1996 AT SANTA CLARA		Semifinals		Semifinals	
First Round		#1 Gonzaga	74	#1 Gonzaga	78
#1 Portland	77	#4 Loyola Marymount	63	#4 Saint Mary's	77 (2ot)
#8 Gonzaga	60	Championship		Championship	
1997 AT LOYOLA MARYMOUNT		#1 Gonzaga	66	#1 Gonzaga	68
First Round		#6 San Diego	55	#2 BYU	82
#2 San Francisco	86	2010 IN LAS VEGAS		2020 IN LAS VEGAS	
#7 Gonzaga	49	Semifinals		Semifinals	
1998 AT SANTA CLARA		#1 Gonzaga	87	#1 Gonzaga	69
First Round		#8 Santa Clara	47	#4 Portland	70
#2 Pepperdine	75	Championship		2021 IN LAS VEGAS	
#7 Gonzaga	56	#1 Gonzaga	76	Semifinals	
1999 AT SANTA CLARA		#3 Pepperdine	48	#1 Gonzaga	72
First Round		2011 IN LAS VEGAS		#4 Santa Clara	62
#2 Santa Clara	69	Semifinals		Championship	
#7 Gonzaga	42	#1 Gonzaga	97	#1 Gonzaga	43
2000 AT SANTA CLARA		#4 Portland	71	#2 BYU	42
First Round		Championship		2022 IN LAS VEGAS	
#1 Pepperdine	82	#1 Gonzaga	72	Semifinals	
#8 Gonzaga	71	#2 Saint Mary's	46	#2 Gonzaga	69
2001 AT SAN DIEGO		2012 IN LAS VEGAS		#3 San Francisco	55
First Round		Semifinals		Championship	
#1 Saint Mary's	84	#1 Gonzaga	83	#2 Gonzaga	71
#8 Gonzaga	59	#4 Saint Mary's	78	#1 BYU	59
2002 AT SAN DIEGO		Championship		2023 IN LAS VEGAS	
First Round		#1 Gonzaga	66	Semifinals	
#1 Pepperdine	68	#2 BYU	78	#1 Gonzaga	72
#8 Gonzaga	64	2013 IN LAS VEGAS		#5 BYU	61
2003 AT SAN DIEGO		Semifinals		Championship	
Semifinals		#1 Gonzaga	62	#1 Gonzaga	60
#3 Santa Clara	60	#4 BYU	43	#2 Portland	64
#2 Gonzaga	59 (ot)	Championship		2024 IN LAS VEGAS	
2004 AT SANTA CLARA		#1 Gonzaga	62	Semifinals	
Semifinals		#2 San Diego	50	#1 Gonzaga	79
#2 Gonzaga	66	2014 IN LAS VEGAS		#5 Pacific	64
#3 Pepperdine	64 (ot)	Quarterfinals		Championship	
Championship		#1 Gonzaga	81	#1 Gonzaga	66
#1 Loyola Marymount	61	#8 San Francisco	68	#3 Portland	67
#2 Gonzaga	58	Semifinals		2025 IN LAS VEGAS	
2005 AT SANTA CLARA		#1 Gonzaga	68	Semifinals	
First Round		#4 Saint Mary's	60	#1 Gonzaga	61
#1 Gonzaga	77	Championship		#4 Oregon State	63
#8 Portland	42	#1 Gonzaga	71	WCC TOURNAMENT CHAMPIONS	
Semifinals		#2 BYU	57	2025	Oregon State
#1 Gonzaga	58	2015 IN LAS VEGAS		2024	Portland
#4 Pepperdine	40	Quarterfinals		2023	Portland
Championship		#1 Gonzaga	70	2022	GONZAGA
#3 Santa Clara	77	#8 Loyola Marymount	50	2021	GONZAGA
#1 Gonzaga	66	Semifinals		2020	Portland
2006 AT GONZAGA		#5 BYU	61	2019	BYU
First Round		2016 IN LAS VEGAS		2018	GONZAGA
#1 Gonzaga	67	Quarterfinals		2017	GONZAGA
#8 San Francisco	75	#4 Santa Clara	59	2016	San Francisco
2007 AT PORTLAND		#5 Gonzaga	58	2015	BYU
First Round		2017 IN LAS VEGAS		2014	GONZAGA
#1 Gonzaga	68	Quarterfinals		2013	GONZAGA
#8 Portland	55	#1 Gonzaga	91	2012	BYU
Semifinals		#9 Pacific	59	2011	GONZAGA
#1 Gonzaga	59	Semifinals		2010	GONZAGA
#7 San Francisco	38	#1 Gonzaga	77	2009	GONZAGA
Championship		#4 San Francisco	46	2008	San Diego
#1 Gonzaga	64	Championship		2007	GONZAGA
#3 Loyola Marymount	47	#1 Gonzaga	86	2006	Pepperdine
		#3 Saint Mary's	75	2005	Santa Clara
				2004	Loyola Marymount
				2003	Pepperdine

2025-26 GONZAGA WOMEN'S BASKETBALL RECORD BOOK

WEST COAST CONFERENCE TOURNAMENT STATISTICS

PLAYER	GP-GS	FGM-FGA	PCT	3FG-FGM	PCT	FTM-FTA	PCT	OFF	DEF	REB	AVG	PF-DQ	A	TO	BLK	ST	MIN	PTS	AVG
Jill Barta	7-7	53-90	.588	12-29	.413	38-45	.844	13	29	42	6.0	18-0	10	19	2	9	189	146	20.9
Ivy Safranski	3-3	17-45	.377	9-18	.500	17-20	.850	5	11	16	5.3	6-0	6	16	0	7	93	60	20.0
Jessica Malone	4-4	24-62	.387	13-28	.464	14-19	.737	10	15	25	6.2	11-2	10	14	0	6	130	74	18.5
Heather Bowman	10-10	70-123	.569	0-0	.000	44-78	.564	26	42	68	6.8	33-0	11	22	6	9	322	184	18.4
Allie Turner	1-1	7-12	.583	4-7	.571	0-0	.000	1	3	4	4.0	0-0	2	2	0	1	35	18	18.0
Ashley Burke	7-7	30-62	.484	4-6	.667	48-53	.905	27	33	60	8.6	18-0	16	20	2	4	228	112	16.0
Yvonne Ejim	9-5	55-113	.487	0-1	.000	27-37	.730	45	46	91	10.1	25-1	15	17	10	10	239	137	15.2
Haiden Palmer	7-7	41-100	.410	10-22	.455	9-17	.529	14	12	26	3.7	12-0	11	16	2	25	224	102	14.6
Courtney Vandersloot	9-9	46-113	.407	11-30	.367	27-36	.750	6	23	29	3.2	20-0	79	19	4	15	300	128	14.2
Juanita Rivera	2-2	10-23	.434	0-0	.000	5-8	.625	12	9	21	10.5	4-0	1	3	3	4	64	25	12.5
Sunny Greinacher	8-6	41-91	.451	0-1	.000	16-19	.842	14	28	42	5.3	9-0	14	17	6	5	216	98	12.3
Katelan Redmon	6-4	32-67	.478	1-2	.500	8-9	.889	12	16	28	4.7	10-0	11	5	0	4	168	73	12.0
Kayla Standish	8-4	34-77	.442	2-6	.333	26-30	.867	16	41	57	7.1	15-0	6	8	5	8	174	96	12.0
Sarah Christensen	3-1	15-35	.428	2-2	1.000	6-10	.600	5	10	15	5.0	14-2	2	8	1	3	74	36	12.0
Stephanie Hawk	7-7	31-60	.517	2-4	.500	20-22	.909	11	40	51	7.3	11-0	15	17	15	6	215	84	12.0
Joy Pauley	4-4	21-49	.428	0-7	.000	5-8	.625	22	24	46	11.5	9-1	8	5	0	8	152	47	11.7
Kelli Howell	3-3	14-37	.378	0-0	.000	7-10	.700	6	11	17	5.6	13-1	5	5	0	1	87	35	11.6
Zykera Rice	9-5	38-70	.543	1-1	1.000	26-27	.963	14	22	36	4.0	18-0	3	20	4	4	171	103	11.4
Shannon Mathews	7-6	29-73	.397	13-37	.351	8-9	.888	3	17	20	2.8	10-0	17	26	2	17	221	79	11.3
Anne Bailey	7-2	28-69	.406	6-12	.500	16-20	.800	11	29	40	5.7	21-1	9	12	5	5	189	78	11.1
Holly Bruno (Turner)	2-1	7-29	.241	4-13	.307	4-11	.363	3	2	5	2.5	3-0	1	3	0	2	44	22	11.0
Ashley Anderson	4-4	16-37	.432	0-0	.000	11-19	.579	7	20	27	6.8	12-0	4	7	4	7	126	43	10.8
Tiffany Shives	5-2	18-45	.400	9-26	.346	8-9	.889	2	7	9	1.8	8-0	8	8	1	4	116	53	10.6
Lindsay Sherbert	5-0	17-32	.531	10-17	.588	8-10	.800	5	12	17	3.4	5-0	6	7	0	3	94	52	10.4
Lydia Ledgerwood	3-3	13-40	.325	3-11	.272	3-8	.375	2	6	8	2.6	3-0	1	11	0	1	86	31	10.3
Rebekah Sherfey	1-1	4-13	.307	2-4	.500	0-0	.000	2	3	5	5.0	1-0	0	2	0	0	33	10	10.0
Brynna Maxwell	4-4	29-40	.725	10-23	.434	7-8	.875	2	8	10	2.5	7-0	3	6	0	4	127	39	9.8
Kaylynn Truong	9-5	26-73	.356	13-39	.333	23-23	1.000	3	15	18	2.0	14-0	29	26	1	12	235	88	9.8
Shelby Cheslek	8-8	27-51	.529	0-0	.000	24-34	.705	31	45	76	9.5	26-1	8	16	15	11	219	78	9.7
Angie Hendricks	2-2	4-11	.363	0-0	.000	11-13	.846	4	5	9	4.5	4-0	11	8	1	3	53	19	9.5
Jenn Wirth	8-3	31-67	.463	0-0	.000	11-13	.846	17	21	38	4.6	15-1	11	11	5	5	198	73	9.1
Jill Townsend	7-2	24-48	.500	4-11	.364	10-12	.833	8	21	29	4.1	13-1	4	6	0	7	136	62	8.9
Eliza Hollingsworth	6-4	20-48	.417	6-17	.353	7-8	.875	14	23	37	6.2	12-0	6	13	5	4	114	53	8.8
Melanie Tipps	3-2	9-18	.500	0-0	.000	8-9	.888	4	9	13	4.3	14-2	4	6	2	6	68	26	8.6
Taelor Karr	4-4	13-34	.382	5-18	.278	2-3	.667	2	11	13	3.3	6-0	19	7	1	7	129	33	8.3
Jami Bjorklund	9-9	32-69	.464	3-13	.231	6-8	.750	11	12	23	2.6	11-0	10	8	1	7	235	73	8.1
Raeanna Jewell	7-7	21-66	.318	7-29	.241	8-14	.571	17	27	44	6.3	16-1	13	19	0	12	213	57	8.1
Sydney Perno	4-3	10-17	.588	0-1	.000	12-15	.800	4	15	19	4.7	13-1	1	11	1	1	78	32	8.0
Shennae McNairy	1-0	3-5	.600	0-0	.000	2-3	.667	1	2	3	3.0	2-0	1	1	0	2	16	8	8.0
Emma Stach	9-6	25-53	.471	16-31	.516	6-8	.750	9	16	25	2.7	15-0	11	14	0	4	211	72	8.0
Emma Wolfram	4-1	9-25	.360	0-0	.000	11-12	.917	9	18	27	6.8	7-0	3	7	3	3	70	31	7.8
Janelle Bekkering	9-6	25-57	.438	11-29	.379	7-14	.500	7	29	36	4.0	12-0	7	11	3	8	214	68	7.6
Staci Andrews	4-3	10-28	.357	1-3	.333	9-14	.642	5	4	9	2.2	4-0	3	11	1	2	91	30	7.5
Vivian Frieson	10-7	31-64	.484	0-4	.000	8-15	.533	17	27	64	6.4	20-0	12	28	11	10	231	73	7.3
LeeAnne Wirth	5-4	14-29	.483	1-1	1.000	5-6	.833	7	15	22	4.4	7-1	7	7	2	5	120	34	6.8
Laura Stockton	8-7	17-42	.405	1-6	.167	17-17	1.000	3	22	25	3.1	18-0	39	13	0	10	182	52	6.5
Keani Albaner	8-5	21-51	.412	7-25	.280	4-7	.571	5	10	15	1.9	21-1	6	9	3	6	145	52	6.5
Cierra Walker	4-3	8-23	.348	4-14	.286	6-6	1.000	1	7	8	2.0	0-0	3	0	0	1	89	26	6.5
Katie Campbell	3-2	5-12	.417	4-11	.364	5-5	1.000	1	3	4	1.3	3-0	4	1	0	2	70	19	6.3
Abby O'Connor	4-3	9-18	.500	6-10	.600	1-2	.500	8	12	20	5.0	10-1	13	4	1	0	143	25	6.3
Kiara Kudron	9-3	23-44	.523	0-0	.000	8-10	.800	12	21	33	3.7	18-0	8	6	1	5	163	54	6.0
Jazmine Redmon	9-5	18-46	.391	2-13	.154	16-28	.571	8	18	26	2.9	25-0	31	16	2	18	225	54	6.0
Kelly Bowen	8-2	15-29	.517	6-12	.500	9-10	.900	12	12	24	3.0	20-0	5	8	0	9	163	46	5.8
Chandler Smith	8-5	12-54	.222	4-25	.160	11-14	.786	5	26	32	4.0	5-0	25	4	7	11	213	41	5.1
Kayleigh Truong	9-8	15-57	.263	4-24	.167	17-22	.772	2	14	16	1.8	17-0	28	14	0	12	199	45	5.0
Bernice Stime	2-1	3-14	.214	1-3	.333	3-4	.750	4	9	13	6.5	4-0	1	5	1	1	51	10	5.0
Amy Jo Silva	1-0	1-1	1.000	0-0	.000	3-4	.750	1	1	2	2.0	4-0	0	0	0	0	12	5	5.0
Simone Santos	4-0	9-17	.529	0-0	.000	2-3	.667	4	4	8	2.0	5-0	1	4	0	1	34	20	5.0
Michelle Elliott	6-3	11-27	.407	5-12	.417	2-3	.667	6	6	12	2.0	6-0	10	4	2	6	115	29	4.8
Jessie Loera	9-2	16-48	.333	8-21	.381	3-6	.500	5	15	20	2.2	13-0	37	22	4	13	223	43	4.8
Anamaria Virjoghe	3-2	7-28	.250	0-0	.000	0-0	.000	3	15	18	6.0	2-0	3	1	5	1	51	14	4.7
Melissa McCullough	2-1	3-9	.333	0-1	.000	3-4	.750	0	4	4	2.0	0-0	2	3	0	0	29	9	4.5
Maud Huijbens	6-0	10-23	.435	3-5	.600	2-2	1.000	2	9	11	1.8	16-0	6	8	3	2	97	25	4.2
Claire O'Connor	2-1	2-6	.333	2-3	.667	2-2	1.000	0	1	1	0.5	3-0	0	2	0	1	31	8	4.0
Zhane Templeton	3-0	3-13	.231	3-6	.500	3-5	.750	0	4	4	1.3	1-0	0	0	0	0	31	12	4.0
Elle Tinkle	9-5	11-38	.289	3-15	.200	11-13	.846	13	17	30	3.3	14-0	7	8	2	13	166	36	4.0
Triana Allen	2-2	2-17	.117	0-1	.000	4-4	1.000	0	8	8	4.0	6-0	4	6	0	4	68	8	4.0
Rachel Kane	6-4	4-16	.250	4-13	.308	4-4	1.000	2	27	29	4.8	3-0	23	17	1	2	122	16	4.0
Katy Ridenour	9-4	11-41	.268	4-14	.286	9-10	.900	8	29	37	4.1	20-0	11	11	3	6	216	35	3.9
Melody Kempton	5-1	7-14	.500	0-0	.000	5-8	.625	7	7	14	2.8	8-0	2	11	0	1	78	19	3.8
Regan McCliment	2-0	1-4	.250	0-0	.000	5-5	1.000	2	2	4	2.0	0-0	0	1	0	1	21	7	3.5
Claire Raap	7-0	12-20	.600	0-0	.000	0-0	.000	4	8	12	1.7	3-0	3	4	1	2	54	24	3.4
Erin Bergman	3-1	2-10	.200	2-4	.500	4-7	.571	2	8	10	3.3	6-0	6	2	0	2	62	10	3.3

2025-26 GONZAGA WOMEN'S BASKETBALL RECORD BOOK

PLAYER	GP-GS	FGM-FGA	PCT	3FG-FGM	PCT	FTM-FTA	PCT	OFF	DEF	REB	AVG	PF-DQ	A	TO	BLK	ST	MIN	PTS	AVG
Delphine Lecoultre	6-0	10-21	.476	0-0	.000	0-0	.000	3	5	8	1.3	3-0	4	3	0	1	46	20	3.3
McKayla Williams	4-2	6-16	.375	1-6	.167	0-0	.000	1	13	14	3.5	8-0	8	6	3	3	78	13	3.3
Heather Osberg	4-1	6-21	.285	0-5	.000	1-2	.500	2	6	8	2.0	5-0	1	2	0	3	54	13	3.2
Makenlee Williams	3-0	3-8	.375	3-7	.429	2-2	1.000	2	1	3	1.0	4-0	2	3	0	0	39	9	3.0
Georgia Stirton	3-3	4-10	.400	0-6	.000	1-2	.500	0	6	6	3.0	3-0	9	8	0	3	76	9	3.0
Jessica Waltz	4-1	5-13	.384	0-4	.000	2-2	1.000	4	8	12	3.0	6-0	9	8	0	8	85	12	3.0
Tennille Jeffries	4-0	4-11	.363	1-3	.333	0-0	.000	3	9	12	3.0	3-0	0	4	1	3	47	11	2.7
Chelsea Herman	3-2	3-11	.272	0-2	.000	3-4	.750	1	6	7	3.1	4-0	7	10	1	3	68	8	2.6
Calli Stokes	2-0	2-2	1.00	0-0	.000	1-2	.500	2	3	5	2.5	2-0	0	0	3	0	22	5	2.5
Chelsea Clark	2-0	1-6	.167	0-0	.000	3-6	.500	4	2	6	3.0	3-0	0	3	0	0	22	5	2.5
Danielle Walter	5-0	3-10	.300	0-3	.000	6-6	1.000	3	3	6	1.2	2-0	4	1	0	0	40	12	2.4
Sandy Gere	3-0	3-10	.300	0-4	.000	1-1	1.000	1	2	3	1.0	4-0	4	7	0	2	43	7	2.3
Tayla Dalton	1-1	1-3	.333	0-1	.000	0-3	.000	0	3	3	3.0	4-0	2	1	0	0	27	2	2.0
Bree Salenbien	1-1	1-6	.167	0-3	.000	0-0	.000	2	1	3	3.0	1-0	2	2	1	2	22	2	2.0
Ines Bettencourt	1-0	0-2	.000	0-1	.000	2-2	1.000	0	0	0	0.0	2-0	2	2	0	0	13	2	2.0
Dominique Harris	4-0	2-8	.250	1-3	.333	3-6	.500	3	1	4	1.0	9-1	1	3	0	1	50	8	2.0
Kristin Deal	4-2	2-13	.153	0-0	.000	4-7	.571	7	6	13	3.2	13-0	3	8	0	4	85	5	2.0
Maria Hassett	6-0	4-8	.500	0-0	.000	4-8	.500	6	8	14	2.3	2-0	0	5	2	0	39	12	2.0
Sasah Polishchuk	4-0	3-10	.300	0-3	.000	2-2	1.000	0	3	3	0.8	1-0	5	2	0	1	34	8	2.0
Shaniqua Nilles	5-1	4-14	.285	0-5	.000	3-5	.600	4	1	5	0.8	6-0	4	5	0	4	55	11	1.8
Chelsea Waters	4-1	2-6	.333	2-6	.333	1-2	.500	1	4	5	1.2	3-0	0	3	0	1	31	7	1.7
Juliann Laney	5-5	3-19	.158	1-9	.111	1-4	.250	3	10	13	2.6	6-0	3	4	2	1	93	8	1.6
Anne Bickelhaupt	5-0	3-12	.250	0-0	.000	2-2	1.000	1	5	6	1.2	8-0	0	7	2	0	49	8	1.6
Meghan Winters	7-0	4-10	.400	2-5	.400	1-2	.500	2	4	6	0.9	5-0	0	6	0	2	41	11	1.6
Shannon Reader	8-0	4-8	.500	0-0	.000	2-2	1.000	4	4	8	1.0	5-0	1	2	1	0	34	10	1.3
Heidi Phillips	3-1	1-5	.200	0-0	.000	2-6	.333	3	6	9	3.0	3-0	1	2	0	0	38	4	1.3
Stephanie Golden	8-0	4-12	.250	0-0	.000	0-0	.000	2	3	5	0.8	5-0	0	3	0	0	28	8	1.0
Michelle Gray	2-0	1-2	.500	0-0	.000	0-0	.000	0	0	0	0.0	2-0	7	4	0	2	30	2	1.0
Claudia Morgan	2-0	1-2	.500	0-0	.000	0-0	.000	0	0	0	0.0	0-0	0	0	0	0	2	2	1.0
Katie Prichard	3-0	0-2	.000	0-0	.000	2-2	1.000	0	0	0	0.0	2-0	0	3	0	1	12	2	0.7
Esther Little	5-1	1-5	.200	1-3	.333	0-2	.000	5	7	12	2.4	3-0	8	7	1	3	82	3	0.6
Celeste Quitiquit	3-0	0-2	.000	0-1	.000	2-4	.500	1	1	2	0.6	2-0	1	2	0	5	28	2	0.6
Tatiana Lorenzo	8-0	1-2	.500	0-1	.000	1-2	.500	0	3	3	0.4	0-0	4	3	0	1	33	3	0.4
Elaina Renius	4-0	0-2	.000	0-0	.000	1-2	.500	1	7	8	2.0	5-0	1	3	0	1	23	1	0.3
Kacie Bosch	1-0	0-0	.000	0-0	.000	0-0	.000	0	0	0	0.0	0-0	0	0	0	0	2	0	0.0
Maiki Viela	2-0	0-0	.000	0-0	.000	0-0	.000	0	0	0	0.0	0-0	0	0	0	0	1	0	0.0
Ziya Muhammad	1-0	0-1	.000	0-0	.000	0-0	.000	0	0	0	0.0	0-0	0	3	0	2	9	0	0.0
Amanda Farholtz	1-0	0-0	.000	0-0	.000	0-0	.000	0	0	0	0.0	1-0	0	0	0	1	3	0	0.0
Carmel Lampson	2-2	0-7	.000	0-5	.000	0-0	.000	1	4	5	2.5	0-0	4	2	0	0	26	0	0.0
Nathalie Chevallyay	1-1	0-3	.000	0-1	.000	0-0	.000	0	0	0	0.0	5-1	0	1	0	0	13	0	0.0
Mandy Nelson	1-0	0-0	.000	0-0	.000	0-0	.000	0	0	0	0.0	0-0	0	0	0	0	1	0	0.0
Annette Steward	1-0	0-2	.000	0-0	.000	0-0	.000	1	1	2	2.0	0-0	0	0	0	0	10	0	0.0
Casy Murdock	1-0	0-1	.000	0-0	.000	0-0	.000	0	0	0	0.0	2-0	0	1	0	1	10	0	0.0
Cameron Carroll	1-0	0-1	.000	0-0	.000	0-0	.000	0	0	0	0.0	1-0	0	1	0	0	6	0	0.0
Casey Correa	2-0	0-0	.000	0-0	.000	0-0	.000	0	0	0	0.0	0-0	0	3	0	0	7	0	0.0
Amanda Brown	3-0	0-1	.000	0-1	.000	0-0	.000	0	0	0	0.0	0-0	0	0	1	0	3	0	0.0
Ariam TecleMariam	3-0	0-0	.000	0-0	.000	0-0	.000	0	0	0	0.0	0-0	0	1	0	0	4	0	0.0
Kaitlyn Petersen	2-0	0-2	.000	0-0	.000	0-0	.000	0	0	0	0.0	1-0	0	1	0	2	6	0	0.0
Carter Schick	4-0	0-0	.000	0-0	.000	0-1	.000	0	1	1	0.3	0-0	0	0	0	0	4	0	0.0
Laura Sullivan	1-0	0-0	.000	0-0	.000	0-0	.000	0	0	0	0.0	1-0	0	0	0	0	2	0	0.0
Molly Anderson	1-0	0-0	.000	0-0	.000	0-0	.000	0	0	0	0.0	0-0	0	0	0	0	1	0	0.0
Corryn Douglas	2-0	0-0	.000	0-0	.000	0-0	.000	0	0	0	0.0	0-0	0	0	0	0	2	0	0.0
Louise Forsyth	5-0	0-3	.000	0-3	.000	0-0	.000	0	3	3	0.6	2-0	1	1	0	0	31	0	0.0
Payton Muma	1-0	0-0	.000	0-0	.000	0-0	.000	0	0	0	0.0	1-0	0	0	1	0	2	0	0.0
Destiny Burton	2-0	0-0	.000	0-0	.000	0-0	.000	0	0	1	0.5	1-0	0	1	0	0	5	0	0.0

Team Stats (Since 2000)

GONZAGA	50	1271-2983	.426	258-762	.339	693-894	.775	667	1231	1898	37.9	818-21	740	755	165	424	10000	3494	69.9
Opponents	50	1104-2877	.384	248-802	.309	612-796	.769	572	1151	1723	34.5	818-11	582	834	166	361	10000	3068	61.4

WEST COAST CONFERENCE TOURNAMENT - GONZAGA RECORDS

INDIVIDUAL - Single Game (Since 2000)

POINTS:	37*	Jill Barta, vs. SMC ('17)
REBOUNDS:	14	Yvonne Ejim, vs. OSU ('25)
	14	Ashley Burke, vs. SCU ('03)
	14	Shelby Cheslek, vs. SMC ('14)
	14	Shelby Cheslek, vs. LMU ('15)
ASSISTS:	16*	Courtney Vandersloot, vs. SMC ('11)
BLOCKS:	4	Stephanie Hawk, vs. LMU ('07)
	4	Vivian Frieson, vs. LMU ('09)
	4	Shelby Cheslek, vs. BYU ('14)
STEALS:	7*	Joy Pauley, vs. SMC ('94)
FG MADE:	12*	Haiden Palmer, vs. BYU ('12)
		Jill Barta, vs. SMC ('17)
FG ATT:	27*	Jessica Malone, vs. SMC ('01)
FG PCT:	1.000 (7-7)*	Zykeria Rice vs. USD ('18)
3-PT MADE:	8*	Jessica Malone, vs. SMC ('01)
3-PT ATT:	13*	Jessica Malone, vs. SMC ('01)
FT MADE:	12	Zykeria Rice, vs. BYU ('19)
	12	Heather Bowman, vs. PEP ('08)
	12	Ashley Burke, vs. SCU ('05)
FT ATT:	13	Heather Bowman, vs. PEP ('08)
	13	Ashley Burke, vs. SCU ('05)
FT PCT:	1.000 (8-8)	S. Hawk, vs. USF ('06)
	1.000 (8-8)	Laura Stockton, vs. SCU ('16)
	1.000 (8-8)	Jill Barta, vs. SMC ('17)
	1.000 (10-10)	Jill Barta vs. USD ('18)
	1.000 (12-12)	Zykeria Rice vs. BYU ('19)

INDIVIDUAL - Tournament

POINTS:	77	Heather Bowman ('08)
REBS:	30	Shelby Cheslek ('14)
ASSISTS:	30 (2 games)	Courtney Vandersloot ('11)
BLOCKS:	10	Stephanie Hawk ('10)
STEALS:	10	Haiden Palmer ('14)
FG MADE:	28	Heather Bowman ('08)
FG ATT:	55	Heather Bowman ('08)
3-P MADE:	9	Emma Stach ('18)
3-P ATT:	18	Tiffanie Shives ('08)
FT MADE:	24	Ashley Burke ('05)
FT ATT:	25	Ashley Burke ('05)

TEAM - Single Game (Since 2000)

MOST POINTS:	96*	vs. POR ('11)
FEWEST POINTS:	42	vs. SCU ('01)
WIDEST MARGIN:	40 (87-47)	vs. SCU ('10)
REBOUNDS:	51	vs. POR ('05)
ASSISTS:	25	vs. POR ('11)
BLOCKS:	9	vs. SMC ('08)
	9	vs. LMU ('09)
STEALS:	16	vs. SCU ('10)
FG MADE:	41	vs. POR ('11)
FG ATT:	79	vs. SCU ('10)
FG PCT:	.569 (41-72)	vs. POR ('11)
LOW FG PCT:	.242 (16-66)*	vs. SMC ('01)
3-PT MADE:	9	vs. SMC ('01), PEP ('18), & OSU ('25)
3-PT ATT:	24	vs. SMC ('01)
FT MADE:	31*	vs. SMC ('94)
FT ATT:	32	vs. USF ('06)
	32	vs. PEP ('08)
FT PCT:	1.000 (13-13) & (16-16)*	vs. POR ('05) & USD ('18)

TEAM - Tournament

MOST POINTS:	254	2017
REBOUNDS:	130	2005, 2017
ASSISTS:	57	2017
BLOCKS:	16	2007
STEALS:	30	2017
FG MADE:	93	2017
FG ATT:	200	2008
3-PT MADE:	23	2018
3-PT ATT:	58	2018
FT MADE:	54	2014
FT ATT:	77	2014

* Also a WCC Tournament record

BULLDOGS IN THE POSTSEASON

NCAA TOURNAMENT

2007 NCAA First Round (Stanford, CA)

3-17-07 No. 5 Middle Tennessee State 85, No. 12 Gonzaga 46

2009 NCAA First and Second Rounds (Seattle, WA)

3-21-09 No. 12 Gonzaga 74, No. 5 Xavier 59

3-23-09 No. 4 Pittsburgh 65, No. 12 Gonzaga 60

2010 NCAA First and Second Rounds (Seattle, WA)

3-20-10 No. 7 Gonzaga 83, No. 10 North Carolina 76

3-22-10 No. 7 Gonzaga 72, No. 2 Texas A&M 71

2010 NCAA Regional Semifinals (Sacramento, CA)

3-27-10 No. 3 Xavier 74, No. 7 Gonzaga 56

2011 NCAA First and Second Rounds (Spokane, WA)

3-19-11 No. 11 Gonzaga 92, No. 6 Iowa 86

3-21-11 No. 11 Gonzaga 89, No. 3 UCLA 75

2011 NCAA Regional Semifinals (Spokane, WA)

3-26-11 No. 11 Gonzaga 76, No. 7 Louisville 69

2011 NCAA Regional Finals (Spokane, WA)

3-28-11 No. 1 Stanford 83, No. 11 Gonzaga 60

2012 NCAA First and Second Rounds (Spokane, WA)

3-17-12 No. 11 Gonzaga 86, No. 6 Rutgers 73

3-19-12 No. 11 Gonzaga 65, No. 3 Miami 54

2012 NCAA Regional Semifinals (Kingston, RI)

3-25-11 No. 2 Kentucky 79, No. 11 Gonzaga 62

2013 NCAA First Round (Spokane, WA)

3-23-13 No. 5 Iowa State 72, No. 12 Gonzaga 60

2014 NCAA First Round (College Station, TX)

3-23-14 No. 11 James Madison 72, No. 6 Gonzaga 63

2015 NCAA First and Second Rounds (Corvallis, OR)

3-20-15 No. 11 Gonzaga 82, No. 6 George Washington 69

3-22-15 No. 11 Gonzaga 76, No. 3 Oregon State 64

2015 NCAA Regional Semifinals (Spokane, WA)

3-28-15 No. 2 Tennessee 73, No. 11 Gonzaga 69 (OT)

2017 NCAA First and Second Rounds (Seattle, WA)

3-18-17 No. 11 Gonzaga 62, No. 6 Oklahoma 75

2018 NCAA First Round and Second Rounds (Stanford, CA)

3-17-18 No. 13 Gonzaga 68, No. 4 Stanford 82

2019 NCAA First and Second Rounds (Corvallis, Ore.)

3-23-19 No. 5 Gonzaga 68, No. 12 Little Rock 51

3-25-19 No. 4 Oregon State 76, No. 5 Gonzaga 70

2021 NCAA First Round (San Marcos, Texas)

3-22-21 No. 5 Gonzaga 59, No. 12 Belmont 64

2022 NCAA First and Second Rounds (Louisville, Ky.)

3-18-22 No. 9 Gonzaga 68, No. 8 Nebraska 55

3-20-22 No. 9 Gonzaga 59, No. 1 Louisville 68

2023 NCAA First Round (Palo Alto, Calif.)

3-18-23 No. 9 Gonzaga 48, No. 8 Ole Miss 71

2024 NCAA First Round (Spokane, Wash.)

3-23-24 No. 4 Gonzaga 75, No. 13 UC Irvine 56

3-25-24 No. 4 Gonzaga 77, No. 5 Utah 66

2024 NCAA Sweet 16 (Portland, Ore.)

3-29-24 No. 4 Gonzaga 47, No. 1 Texas 69

GONZAGA IN THE WNIT

1994: (Amarillo, TX)

3-24-94 Pittsburgh 89, Gonzaga 77

3-25-94 New Mexico State 83, Gonzaga 63

3-26-94 Gonzaga 105, Northeast Louisiana 69

2004: First Round (Corvallis, OR)

3-19-04 Oregon State 69, Gonzaga 64

2005: First Round (Spokane, WA)

3-16-05 Gonzaga 71, BYU 54

Second Round (Springfield, MO)

3-21-05 Southwest Missouri State 85, Gonzaga 66

2008: First Round (Spokane, WA)

3-20-08 Gonzaga 81, UC Davis 60

Second Round (Boulder, CO)

3-24-08 Colorado 82, Gonzaga 68

2016: First Round (Spokane, WA)

3-17-16 Gonzaga 88, UC Riverside 54

Second Round (Spokane, WA)

3-21-16 Utah 92, Gonzaga 77

GONZAGA IN THE WBIT

2025: First Round (Spokane, WA)

3-20-25 Gonzaga 67, UTSA 51

Second Round (Boulder, CO)

3-23-25 Gonzaga 64, Colorado 55

Quarterfinals (Minneapolis, MN)

3-27-25 Gonzaga 77, Minnesota 82 (OT)

GONZAGA RECORD AGAINST NCAA SEEDS

Seed	Record	Last
------	--------	------

1	0-3	2024
2	1-2	2012
3	3-1	2015
4	0-3	2019
5	2-2	2024
6	3-1	2017
7	1-0	2011
8	1-0	2022

9	1-2	2023
10	1-0	2010
11	0-1	2014
12	1-1	2021
13	1-0	2024

Overall NCAA Tournament Record: 14-15 (.483)

POSTSEASON STATISTICS 2025-26 GONZAGA WOMEN'S BASKETBALL RECORD BOOK

PLAYER	GP-GS	FGM-FGA	PCT.	3FG-FGM	PCT.	FTM-FTA	PCT.	OR	DR	REB	AVG.	PF-DQA	TO	BLK	ST	MIN	PTS	AVG	
Ivy Safranski	3-3	26-46	.565	13-24	.541	8-10	.800	2	6	8	2.6	10-1	7	10	0	3	82	73	24.3
Jill Barta	4-4	18-46	.391	8-17	.471	20-22	.909	4	27	31	7.8	6-0	4	9	1	5	123	72	18.0
Courtney Vandersloot	11-11	58-137	.426	11-38	.289	61-68	.897	8	49	57	5.1	14-1	100	58	3	41	381	188	17.1
Yvonne Ejim	10-7	68-121	.562	1-8	.125	28-37	.757	28	66	94	9.4	31-1	20	17	8	13	269	165	16.5
Sarah Christensen	3-3	19-43	.441	0-0	.000	6-11	.545	4	13	17	5.6	7-0	3	6	0	6	89	44	14.6
Shannon Mathews	3-3	16-31	.516	9-22	.409	2-2	1.000	2	10	12	4.0	5-0	17	12	1	7	110	43	14.3
Michelle Elliott	3-2	12-23	.521	6-14	.429	12-14	.857	9	2	11	3.7	4-0	3	9	0	2	77	42	14.0
Kayla Standish	12-7	69-127	.543	4-6	.667	24-31	.774	15	33	48	4.0	31-0	9	16	9	10	276	166	13.8
Ashley Burke	3-3	16-40	.400	1-2	.500	8-11	.727	7	7	14	4.6	7-0	9	6	1	6	97	41	13.6
Haiden Palmer	5-5	26-78	.333	6-29	.207	10-15	.667	10	10	20	4.0	15-1	17	9	3	18	166	68	13.6
Allie Turner	3-3	14-29	.483	10-22	.455	2-2	1.000	0	9	9	3.0	3-0	11	6	4	2	98	40	13.3
Laura Stockton	4-2	18-40	.450	0-7	.000	17-19	.895	2	6	8	2.0	13-0	17	9	0	7	103	53	13.3
Kayleigh Truong	7-6	27-64	.422	8-26	.308	23-25	.920	4	19	23	3.3	14-0	17	14	0	7	199	86	12.3
Heather Bowman	8-8	43-92	.467	0-0	.000	18-19	.947	17	20	37	4.6	17-0	7	15	4	8	263	98	12.3
Keani Albanez	8-6	29-53	.547	11-29	.379	28-33	.848	1	16	17	2.1	18-0	13	19	3	14	193	98	12.3
Tiffanie Shives	5-3	21-48	.438	12-27	.444	6-8	.750	3	17	20	4.0	11-0	7	7	0	5	131	60	12.0
Angie Hendricks	3-3	12-32	.375	1-4	.250	10-11	.909	7	12	19	6.3	5-0	18	14	0	5	102	35	11.6
Vivian Frieson	8-7	37-89	.416	1-6	.167	16-20	.800	13	42	55	6.9	12-0	16	19	17	10	249	91	11.4
Juanita Rivera	3-3	11-23	.478	0-0	.000	12-20	.600	8	13	21	7.0	8-0	2	4	3	4	98	34	11.3
Ashley Anderson	1-1	3-6	.500	0-0	.000	5-11	.454	2	4	6	6.0	3-0	4	5	1	2	36	11	11.0
Sunny Greinacher	10-6	42-100	.420	2-2	1.000	21-24	.875	12	36	48	4.8	13-0	8	17	6	17	225	107	10.7
Katelan Redmon	10-6	54-130	.415	3-8	.375	12-17	.705	21	35	56	4.7	15-0	12	21	1	5	324	123	10.3
Brynna Maxwell	4-4	11-36	.306	5-22	.227	8-10	.800	4	6	10	2.5	4-0	0	3	2	11	123	37	9.3
Emma Wolfgram	4-0	14-31	.452	0-1	.000	9-11	.818	11	15	26	6.5	8-0	5	7	10	2	96	37	9.3
Anne Bailey	3-1	13-27	.481	0-2	.000	1-4	.250	3	10	13	4.3	5-0	2	6	1	2	64	27	9.0
Taelor Karr	4-4	10-28	.357	8-19	.421	7-12	.583	2	16	18	4.5	5-0	13	4	1	3	140	35	8.8
Zykera Rice	6-3	23-39	.589	2-3	.666	5-6	.833	4	31	46	7.6	11-0	1	5	1	3	246	53	8.8
Stephanie Hawk	4-3	12-27	.444	1-2	.500	9-11	.818	4	10	14	3.5	5-0	1	4	5	0	86	34	8.5
Elle Tinkle	8-6	18-47	.383	6-15	.400	26-36	.722	16	19	35	4.4	15-0	10	6	1	5	177	68	8.5
Jill Townsend	2-1	7-14	.500	0-4	.000	3-6	.500	1	7	8	4.0	2-0	0	7	1	1	35	17	8.5
Zhane Templeton	2-0	5-8	.625	3-5	.600	3-3	1.000	0	0	0	0.0	1-0	0	1	0	0	19	16	8.0
Kelli Howell	3-2	12-16	.750	0-0	.000	0-0	.000	2	10	12	4.0	13-2	3	5	3	1	61	24	8.0
Tayla Dalton	3-3	8-16	.500	2-6	.333	4-4	1.000	1	4	5	1.7	4-0	10	3	1	4	84	22	7.3
Jessie Loera	4-2	11-29	.379	1-9	.111	6-6	1.000	3	7	10	2.5	6-0	14	7	3	2	98	29	7.3
Jenn Wirth	4-1	9-24	.375	0-1	.000	11-14	.786	7	13	20	5.0	9-0	8	6	0	1	85	29	7.3
Janelle Bekkering	11-9	23-71	.324	9-36	.250	22-27	.815	13	31	44	4.0	20-1	15	15	5	15	287	77	7.0
Melody Kempton	6-3	16-30	.533	0-0	.000	8-10	.800	17	10	11	1.8	12-0	4	4	2	6	111	40	6.7
Kaylynn Truong	7-4	15-57	.263	11-36	.306	4-6	.667	3	12	15	2.1	13-0	25	15	1	8	206	45	6.4
Ines Bettencourt	3-0	5-17	.294	3-10	.300	6-8	.750	0	6	6	2.0	5-0	11	4	2	2	57	19	6.3
Eliza Hollingsworth	6-4	13-25	.520	6-13	.462	4-5	.800	6	12	18	3.0	11-0	8	6	2	3	126	38	6.3
Chandler Smith	4-3	11-31	.355	0-8	.000	3-5	.600	2	10	12	3.0	6-0	9	8	4	5	102	25	6.3
Bree Salenbien	3-0	5-16	.313	5-11	.455	3-4	.750	3	4	7	2.3	4-0	9	6	4	5	58	18	6.0
Mandy Nelson	2-0	4-5	.800	2-2	1.000	2-2	1.000	1	3	4	2.0	5-0	0	1	1	1	12	12	6.0
LeeAnne Wirth	4-3	11-24	.458	0-0	.000	2-2	1.000	6	16	22	5.5	9-1	3	4	1	2	90	24	6.0
McKayla Williams	3-1	3-9	.300	0-3	.000	5-6	.833	1	6	7	2.3	3-0	1	2	1	0	18	35	6.0
Katy Ridenour	4-1	8-12	.667	2-6	.333	5-6	.833	1	8	9	2.3	4-0	3	6	2	5	91	23	5.8
Georgia Stirton	5-5	9-27	.333	3-7	.428	8-12	.667	3	13	16	3.2	11-0	12	9	0	4	131	29	5.8
Katie Campbell	3-2	5-14	.357	5-11	.455	2-2	1.000	1	10	11	3.7	7-0	1	4	2	2	71	17	5.7
Emma Stach	7-4	14-31	.452	7-14	.500	5-5	1.000	2	2	12	1.7	7-0	11	8	0	3	144	40	5.7
Cierra Walker	3-3	4-18	.222	4-17	.235	5-6	.833	1	12	13	4.3	4-0	4	4	0	1	87	17	5.6
Kiara Kudron	3-1	8-25	.320	0-1	.000	1-5	.200	9	11	20	6.7	8-0	5	6	1	2	64	17	5.6
Raeanna Jewell	3-3	6-21	.286	4-11	.363	0-0	.000	6	12	18	6.0	10-1	5	7	0	3	84	16	5.3
Jami Bjorklund	5-5	11-29	.379	3-8	.375	1-1	1.000	6	9	15	3.0	7-0	8	4	0	2	101	26	5.2
Maud Huijbens	7-3	16-42	.381	3-16	.189	1-4	.250	11	9	20	2.9	19-0	4	10	2	6	150	36	5.1
Delphine Lecoultre	3-0	7-9	.777	1-1	1.000	0-2	.000	0	2	2	0.6	1-0	1	1	1	0	23	15	5.0
Shelby Cheslek	9-9	19-40	.475	0-0	.000	5-9	.555	17	28	45	5.0	26-0	5	13	14	3	166	43	4.8
Kelly Bowen	12-7	20-54	.370	4-20	.200	11-17	.647	16	41	57	4.8	22-0	6	11	2	11	270	55	4.6
Louise Forsyth	2-0	2-3	.667	2-2	1.000	2-2	1.000	1	2	3	1.5	5-0	0	2	0	0	30	8	4.0
Sasha Polishchuk	1-0	2-4	.500	0-0	.000	0-0	.000	0	1	1	1.0	1-0	2	10	0	1	19	4	4.0
Anamaria Virjoghe	3-2	5-8	.625	0-0	.000	2-3	.667	1	7	8	3.3	3-0	1	3	3	2	40	12	4.0
Heidi Phillips	3-0	5-8	.625	0-0	.000	1-1	.000	0	5	5	1.6	2-0	3	4	0	0	42	11	3.6
Lindsay Sherbert	6-0	8-22	.364	3-13	.231	2-2	1.000	1	12	13	2.2	8-0	6	3	0	2	71	21	3.5
Elaina Renius	2-0	2-7	.286	0-0	.000	3-4	.750	6	8	14	7.0	2-0	1	2	2	1	24	7	3.5
Shaniqua Nilles	9-2	7-18	.389	5-13	.385	11-12	.917	4	5	9	1.0	16-1	8	9	0	9	139	30	3.3
Makenlee Williams	1-0	1-4	.250	1-4	.250	0-0	.000	1	0	1	1.0	5-1	1	0	0	0	15	3	3.0
Claire O'Connor	6-3	6-20	.300	3-14	.214	1-2	.500	4	6	10	1.7	5-0	3	6	1	2	76	16	2.7
Joy Pauley	3-0	3-10	.300	0-0	.000	2-2	1.000	3	7	10	3.3	2-0	6	1	0	2	58	8	2.6
Abby O'Connor	3-2	4-11	.364	3-6	.500	1-2	.500	4	11	15	3.0	6-0	0	3	1	2	71	12	2.4
Claire Raap	9-0	10-19	.526	0-1	.000	1-4	.250	5	11	16	1.8	7-0	5	5	1	4	85	21	2.3
Jasmine Redmon	9-1	7-25	.280	1-9	.111	4-6	.667	6	13	19	2.1	15-0	15	11	1	11	143	19	2.1
Rachel Kane	3-1	2-6	.333	2-5	.400	0-0	.000	2	5	7	2.3	0-0	7	9	0	0	49	6	2.0
Chelsea Waters	8-0	5-13	.385	4-7	.571	0-1	.000	1	7	8	1.0	7-0	1	0	0	2	44	14	1.8
Meghan Winters	2-0	1-5	.200	1-3	.333	0-0	.000	0	0	0	0.0	0-0	0	0	0	0	12	3	1.5
Stephanie Golden	4-0	3-7	.429	0-0	.000	0-0	.000	2	2	4	1.3	4-0	1	2	0	0	15	6	1.5
Claudia Morgan	2-0																		

2025-26 GONZAGA WOMEN'S BASKETBALL RECORD BOOK

PLAYER	GP-GS	FGM-FGA	PCT.	3FG-FGM	PCT.	FTM-FTA	PCT.	OR	DR	REB	AVG.	PF-DQA	TO	BLK	ST	MIN	PTS	AVG	
Esther Little	7-0	1-3	.333	0-1	.000	0-2	.000	2	10	12	1.7	12-0	3	4	1	1	125	2	0.3
Tatriana Lorenzo	9-0	1-2	.500	0-0	.000	0-0	.000	0	1	1	0.1	0-0	3	4	0	2	38	2	0.2
McKynnlie Dalan	3-0	0-0	.000	0-0	.000	0-0	.000	0	0	0	0.0	2-0	1	0	0	0	10	0	0.0
Christabel Osarobo	2-0	0-0	.000	0-0	.000	0-0	.000	0	0	0	0.0	2-0	1	1	0	1	5	0	0.0
Vera Gunaydin	1-0	0-0	.000	0-0	.000	0-0	.000	0	0	0	0.0	1-0	0	0	0	0	1	0	0.0
Juliann Laney	2-2	0-4	.000	0-3	.000	0-0	.000	0	3	3	1.5	1-0	4	2	0	0	20	0	0.0
Katie Prichard	1-0	0-0	.000	0-0	.000	0-0	.000	0	0	0	0.0	1-0	0	2	0	0	2	0	0.0
Kacie Bosch	3-0	0-0	.000	0-0	.000	0-0	.000	0	0	0	0.0	1-0	0	1	0	1	1	0	0.0
Laura Sullivan	1-0	0-0	.000	0-0	.000	0-0	.000	0	0	0	0.0	0-0	0	0	0	0	1	0	0.0
Carter Schick	1-0	0-0	.000	0-0	.000	0-0	.000	0	0	0	0.0	0-0	0	0	0	0	1	0	0.0
Maiki Viela	1-0	0-0	.000	0-0	.000	0-0	.000	0	0	0	0.0	0-0	0	0	0	0	1	0	0.0
Dominique Harris	2-0	0-4	.000	0-1	.000	0-0	.000	0	1	1	0.5	0-0	0	0	1	2	15	0	0.0
Anne Bickelhaupt	1-0	0-1	.000	0-0	.000	0-0	.000	0	0	0	0.0	0-0	0	0	0	0	7	0	0.0
Amanda Brown	1-0	0-0	.000	0-0	.000	0-0	.000	0	0	0	0.0	0-0	0	0	0	0	2	0	0.0
Melissa Holland	1-0	0-1	.000	0-1	.000	0-0	.000	1	0	1	1.0	0-0	0	0	0	0	0	0	0.0
Simone Santos	1-0	0-2	.000	0-0	.000	0-0	.000	0	2	2	2.0	3-0	0	0	0	1	13	0	0.0
Gillian Barfield	1-0	0-0	.000	0-0	.000	0-0	.000	0	0	0	0.0	0-0	0	0	0	0	0	0	0.0
Calli Stokes	1-0	0-4	.000	0-0	.000	0-0	.000	0	5	5	5.0	2-0	0	2	0	1	15	0	0.0

POSTSEASON SINGLE GAME RECORDS

High Points - 36 (Ivy Safranski vs. NE Louisiana, 3-26-94)
 High Rebounds - 16 (Yvonne Ejim vs. UTSA, 3-20-25)
 High Assists - 17 (Courtney Vandersloot vs. UCLA, 3-21-11)

NCAA TOURNAMENT RECORDS

	Individual	Team
Points	34, Courtney Vandersloot vs. Iowa (3/19/11)	92, vs. Iowa (3/19/11)
Rebounds	13, Vivian Frieson vs. North Carolina (3/20/10)	44, 4x: vs. Oklahoma (3/18/17) vs. Rutgers (3/17/12) vs. Iowa (3/19/11)
Assists	17, Courtney Vandersloot vs. UCLA (3/21/11)	23, 2x: vs. UCLA (3/21/11) vs. North Carolina (3/20/10)
Blocks	4, 3x: Emma Wolfram vs. Tennessee (3/28/15) Vivian Frieson vs. Texas A&M (3/22/10) Stephanie Hawk vs. Middle Tennessee State (3/17/07)	8, vs. Texas A&M (3/22/10)
Steals	10, Haiden Palmer vs. Iowa State (3/23/13)	15, vs. Iowa (3/19/11)
FG Made	15, Kayla Standish vs. Iowa (3/19/11)	37, vs. Iowa (3/19/11)
FG Attempts	23, Courtney Vandersloot vs. Iowa (3/19/11)	77, vs. Iowa (3/19/11)
FG %	.800 (8-10) Courtney Vandersloot vs. Louisville (3/26/11)	.558, vs. UCLA (3/21/11)
3Point Made	5, Katie Campbell vs. Little Rock (3/23/19)	9, 2x: vs. George Washington (3/20/15) vs. Rutgers (3/17/12)
3Point Attempts	10, Haiden Palmer vs. Rutgers (3/17/12)	26, vs. Iowa State (3/23/13)
FT Made	15, Courtney Vandersloot vs. UCLA (3/21/11)	29, vs. George Washington (3/20/15)
FT Attempts	17, Courtney Vandersloot vs. UCLA (3/21/11)	34, vs. George Washington (3/20/15)
FT %	(11-11), Courtney Vandersloot vs. Iowa (3/19/11)	1,000, (16-16) vs. Pittsburgh (3/23/09)
Winning Margin		17, vs. Little Rock (3/23/19)
Fewest points allowed		51, vs. Little Rock (3/23/19)
Lowest FG% allowed		.293, vs. George Washington (3/20/15)

Best Averages (minimum three games played)

Points	79.3, 2011
Rebounds	39.7, 2015
Assists	17.0, 2010 and 2011
Blocks	6.3, 2010
Steals	11.3, 2010 and 2011
FG Made	28.5, 2011
FG Attempts	64.3, 2010
FG %	.461, 2015
3Pt Made	5, 2010 and 2015
3Pt Attempts	14, 2012
FT Made	18, 2011 and 2015
FT Attempts	22.7, 2015
FT %	.810, 2011
Winning Margin	12.5, 2015
Points allowed	68.7, 2012 and 2015
FG% allowed	.343, 2015

NCAA TOURNAMENT BOX SCORES

Official Basketball Box Score - Game Totals - Final Statistics
Gonzaga vs Middle Tennessee State
03/17/07 5:00pm at Haples Pavilion

Table with columns: # Player, Total FG-FGA, 3-Ptr FG-FGA, FT-FTA, Rebounds (Off, Def, Tot), PF, TP, A TO Blk Slt, Min. Includes player stats for BOWMAN, HAWK, KANE, RIDENOUR, BJORKLUND, POLISHCHUK, HASSETT, ELLIOTT, FRIESON, SANTOS and team totals.

Table with columns: # Player, Total FG-FGA, 3-Ptr FG-FGA, FT-FTA, Rebounds (Off, Def, Tot), PF, TP, A TO Blk Slt, Min. Includes player stats for HEIT, HORTON, ABNEY, ORR, GIVENS, PICKEL, BARCLAY, BROWN, BOYD and team totals.

FG % 1st Half: 35.3% 2nd half: 45.5% Game: 41.0%
3FG % 1st Half: 0.0% 2nd half: 50.0% Game: 33.3%
FT % 1st Half: 80.0% 2nd half: 80.0% Game: 80.0%

Score by periods table showing 1st, 2nd, and Total scores for Gonzaga and Middle Tennessee State.

Officials: Ronald Dressander, Teresa Dahlem, Timothy Daley
Technical fouls: Gonzaga-None, Middle Tennessee State-None.
Attendance: 44

Official Basketball Box Score - Game Totals - Final Statistics
Gonzaga vs Xavier
03/21/09 7:30 p.m. at Seattle, WA (Bank of America Arena)

Table with columns: # Player, Total FG-FGA, 3-Ptr FG-FGA, FT-FTA, Rebounds (Off, Def, Tot), PF, TP, A TO Blk Slt, Min. Includes player stats for FRIESON, BOWMAN, BEKKERING, VANDERSLOOT, SCHAEFFER, LORENZO, READER, STANDISH, RAAP, BOWEN and team totals.

Table with columns: # Player, Total FG-FGA, 3-Ptr FG-FGA, FT-FTA, Rebounds (Off, Def, Tot), PF, TP, A TO Blk Slt, Min. Includes player stats for PHILLIPS, JENNINGS, REED, TAYLOR, MOSS, JERRIGAN, BARRINGER, ASKEW, MOORE and team totals.

FG % 1st Half: 41.9% 2nd half: 50.0% Game: 45.9%
3FG % 1st Half: 40.0% 2nd half: 16.7% Game: 27.3%
FT % 1st Half: 33.3% 2nd half: 93.3% Game: 83.3%

Score by periods table showing 1st, 2nd, and Total scores for Gonzaga and Xavier.

Officials: Michael Price, Anita Ortega, Charles Gonzalez
Technical fouls: Gonzaga-None, Xavier-None.
Attendance: 2853
First Round Game #2
NCAA TOURNAMENT, First and Second Rounds - Seattle, Wash.

Official Basketball Box Score - Game Totals - Final Statistics
Gonzaga vs Pittsburgh
03/23/09 6:30 p.m. at Seattle, WA (Bank of America Arena)

Table with columns: # Player, Total FG-FGA, 3-Ptr FG-FGA, FT-FTA, Rebounds (Off, Def, Tot), PF, TP, A TO Blk Slt, Min. Includes player stats for FRIESON, SCHAEFFER, BOWMAN, BEKKERING, VANDERSLOOT, LORENZO, STANDISH, RAAP, BOWEN and team totals.

Table with columns: # Player, Total FG-FGA, 3-Ptr FG-FGA, FT-FTA, Rebounds (Off, Def, Tot), PF, TP, A TO Blk Slt, Min. Includes player stats for SALLARD, SCOTT, WILSON, ZELLOUS, STEWART, HARRISON, COLE and team totals.

FG % 1st Half: 30.0% 2nd half: 37.9% Game: 33.9%
3FG % 1st Half: 0.0% 2nd half: 75.0% Game: 43.3%
FT % 1st Half: 6.6% 2nd half: 100.0% Game: 100.0%

Officials: Michael Price, Gator Parrish, Shelley Nakasone
Technical fouls: Gonzaga-BEKKERING, Janelle, Pittsburgh-Scott, Shayla.
Attendance: 2270
NCAA Second Round Game
2010 NCAA Women's Basketball Championship - First Round, Game 2

Official Basketball Box Score - Game Totals - Final Statistics
North Carolina vs Gonzaga
03/20/10 7:30 p.m. at Seattle, Wash. - Bank of America Arena

Table with columns: # Player, Total FG-FGA, 3-Ptr FG-FGA, FT-FTA, Rebounds (Off, Def, Tot), PF, TP, A TO Blk Slt, Min. Includes player stats for BROOMFIELD, SHEGOS, DEGRAFFENRICH, RUFFIN-PRACT, LUCAS, WHITE, BURESEY, GROSS, ROLLE, ROBERTSON-WARREN and team totals.

Table with columns: # Player, Total FG-FGA, 3-Ptr FG-FGA, FT-FTA, Rebounds (Off, Def, Tot), PF, TP, A TO Blk Slt, Min. Includes player stats for FRIESON, BOWMAN, BEKKERING, VANDERSLOOT, SHIVES, LORENZO, REDMON, STANDISH, BOWEN and team totals.

FG % 1st Half: 43.9% 2nd half: 32.4% Game: 38.5%
3FG % 1st Half: 2.9% 22.2% 2.9% 22.2% Game: 4.8% 22.2%
FT % 1st Half: 6.9% 66.7% 6.9% 66.7% Game: 12-18 66.7%

Officials: Michael Price, Maj Forsberg, Peter Contreras
Technical fouls: North Carolina-None, Gonzaga-None.
Attendance: 3656
2010 NCAA Women's Basketball Championship - First Round, Game 2

2025-26 GONZAGA WOMEN'S BASKETBALL RECORD BOOK

Official Basketball Box Score – Game Totals – Final Statistics
Gonzaga vs Texas A&M
03/22/10 6:30 p.m. at Seattle, Wash. - Bank of America Arena

Gonzaga 72 • 29-4

#	Player	Total		3-Ptr		Rebounds			PF	TP	A	TO	Blk	Stl	Min
		FG-FGA	FG-FGA	FG-FGA	FT-FTA	Off	Def	Tot							
12	FRIESON, Vivian	f	8-14	1-1	6-8	3	6	9	0	23	5	2	4	3	38
30	BOWMAN, Heather	f	3-8	0-0	0-0	2	1	3	1	6	1	0	1	1	31
11	BEKKERING, Janelle	a	2-6	1-3	0-0	1	7	8	0	5	1	0	1	1	20
21	VANDERSLOOT, Courtney	g	4-9	1-2	0-1	0	5	5	5	9	6	1	1	3	34
34	SHIVES, Tiffanie	g	3-7	3-6	2-2	0	4	4	4	11	1	0	0	0	32
10	LORENZO, Tabrina	a	0-1	0-0	0-0	0	0	0	0	0	1	2	0	2	6
23	REDMON, Katalian	a	3-9	0-0	4-4	2	3	5	0	10	0	1	0	0	23
32	STANDISH, Kayla	a	3-5	0-0	2-2	2	0	2	2	8	0	1	1	1	10
44	BOWEN, Kelly	a	0-0	0-0	0-0	0	0	0	0	0	0	0	0	0	6
Team						1	0	1							
Totals			26-59	6-12	14-18	11	26	37	12	72	15	17	8	11	200

FG % 1st Half: 16-31 51.6% 2nd half: 10-28 35.7% Game: 26-59 44.1% Deedball
 3FG % 1st Half: 3-6 50.0% 2nd half: 3-6 50.0% Game: 6-12 50.0% Rebounds
 FT % 1st Half: 7-8 87.5% 2nd half: 7-10 70.0% Game: 14-18 77.8%

Texas A&M 71 • 26-8

#	Player	Total		3-Ptr		Rebounds			PF	TP	A	TO	Blk	Stl	Min
		FG-FGA	FG-FGA	FG-FGA	FT-FTA	Off	Def	Tot							
02	Buchanan, Damitria	f	0-1	0-0	0-0	3	2	5	2	0	0	0	0	1	14
21	Elonu, Aadoara	f	3-11	0-0	1-2	4	10	14	2	7	5	1	2	0	34
04	Carter, Sydney	g	3-11	1-3	0-0	0	2	2	3	7	2	1	1	1	25
20	White, Tyra	a	5-9	1-3	0-0	0	4	4	0	11	0	3	2	4	31
22	Smith, Tanisha	g	8-12	1-2	0-2	1	2	3	1	17	2	7	1	3	40
23	Adams, Danielle	a	8-14	0-0	3-7	5	5	10	4	19	2	0	2	2	31
40	Assarian, Kelsey	g	0-0	0-0	0-0	0	0	0	1	0	0	1	0	1	
51	Colson, Sydney	a	3-8	0-2	4-4	0	0	0	2	10	5	5	0	4	24
Team						2	1	3	1						
Totals			30-66	3-10	8-15	15	26	41	16	71	16	18	8	15	200

FG % 1st Half: 14-31 45.2% 2nd half: 16-35 45.7% Game: 30-66 45.5% Deedball
 3FG % 1st Half: 0-3 0.0% 2nd half: 3-7 42.9% Game: 3-10 30.0% Rebounds
 FT % 1st Half: 3-4 75.0% 2nd half: 3-11 45.5% Game: 8-15 53.3%

Officials: Michael Price, Penny Davis, Marj Forsberg
 Technical fouls: Gonzaga-None, Texas A&M-TEAM.
 Attendance: 3142

Score by periods	1st	2nd	Total
Gonzaga	42	30	72
Texas A&M	31	40	71

	Points	In	Off	2nd	Fast	Bench
	GON	Paint	T/O	Chance	Break	
Gonzaga	28	21	6	12	18	18
Texas A&M	48	22	33	12	12	29

Score tied - 6 times.
 Lead changed - 6 times.

Lost FG - GON 2nd-00:18, TAMU 2nd-00:39.
 Largest lead - GON by 13 2nd-18:55, TAMU by 3 2nd-04:06.
 GON led for 32:00, TAMU led for 02:17, Game was tied for 06:43.

Official Basketball Box Score – Game Totals – Final Statistics
Gonzaga vs Xavier
03/27/10 8:30 pm at Sacramento, Calif. (Arco Arena)

Gonzaga 56 • 29-5

#	Player	Total		3-Ptr		Rebounds			PF	TP	A	TO	Blk	Stl	Min
		FG-FGA	FG-FGA	FG-FGA	FT-FTA	Off	Def	Tot							
12	FRIESON, Vivian	f	2-8	0-2	5-6	0	4	4	2	9	1	3	2	2	36
30	BOWMAN, Heather	f	4-12	0-0	4-4	1	1	2	1	12	1	2	1	0	34
11	BEKKERING, Janelle	a	0-1	0-1	1-2	0	1	1	2	1	0	3	0	2	14
21	VANDERSLOOT, Courtney	g	3-8	0-2	0-0	2	5	7	3	6	1	6	1	5	37
34	SHIVES, Tiffanie	g	4-10	3-6	0-0	0	2	2	0	11	0	0	0	1	34
10	LORENZO, Tabrina	a	0-0	0-0	0-0	0	0	0	0	0	0	0	0	0	2
23	REDMON, Katalian	a	7-14	0-0	0-0	4	1	5	4	14	0	1	0	0	26
31	READER, Shannon	a	0-0	0-0	0-0	0	0	0	0	0	0	0	0	0	1
32	STANDISH, Kayla	a	1-5	0-0	1-3	1	1	2	1	3	0	0	1	2	9
35	RAAP, Claire	a	0-0	0-0	0-0	0	1	1	0	0	0	0	0	0	1
44	BOWEN, Kelly	a	0-1	0-1	0-0	0	0	0	1	0	0	1	0	0	6
Team						4	1	5							
Totals			21-59	3-12	11-15	12	17	29	14	56	13	16	5	12	200

FG % 1st Half: 12-30 40.0% 2nd half: 9-29 31.0% Game: 21-59 35.6% Deedball
 3FG % 1st Half: 3-10 30.0% 2nd half: 0-2 0.0% Game: 3-12 25.0% Rebounds
 FT % 1st Half: 4-7 57.1% 2nd half: 7-8 87.5% Game: 11-15 73.3%

Xavier 74 • 30-3

#	Player	Total		3-Ptr		Rebounds			PF	TP	A	TO	Blk	Stl	Min
		FG-FGA	FG-FGA	FG-FGA	FT-FTA	Off	Def	Tot							
11	HARRIS, Amber	f	6-13	2-2	0-0	1	9	10	3	14	0	6	2	0	34
42	PHILLIPS, April	f	1-2	0-0	0-0	0	2	2	1	2	2	3	0	3	24
33	PHILLIPS, Tai'Shia	c	10-13	0-0	2-4	8	6	14	3	22	0	2	1	0	31
00	MOSSE, Teashia	g	0-3	0-2	1-2	0	0	0	1	1	6	4	1	0	28
01	JENNINGS, Special	g	4-8	1-1	3-4	1	1	2	1	12	5	2	0	4	37
04	JERNIGAN, Dee Dee	g	3-8	0-0	2-3	3	4	7	2	8	3	3	1	1	20
12	BARRINGER, Alessia	g	0-1	0-0	0-0	0	0	0	2	0	0	0	0	0	2
13	HESTER, Maureen	a	0-0	0-0	0-0	0	0	0	0	0	0	0	0	0	1
40	RUTAN, Katie	a	4-10	4-10	3-3	0	2	2	0	15	1	1	0	0	22
52	MOORE, Brittney	a	0-0	0-0	0-0	0	1	1	0	0	0	0	0	0	1
Team						5	4	9							
Totals			28-58	7-15	11-16	18	29	47	13	74	17	22	5	8	200

FG % 1st Half: 12-26 46.2% 2nd half: 16-32 50.0% Game: 28-58 48.2% Deedball
 3FG % 1st Half: 5-10 50.0% 2nd half: 2-5 40.0% Game: 7-15 46.7% Rebounds
 FT % 1st Half: 3-5 60.0% 2nd half: 8-11 72.7% Game: 11-16 68.8%

Officials: Bryan Enterline, Clarke Stevens, Angelica Suffren
 Technical fouls: Gonzaga-None, Xavier-None.
 Attendance: 5784
 NCAA Sacramento Region Semifinal 2

Score by periods	1st	2nd	Total
Gonzaga	31	25	56
Xavier	32	42	74

	Points	In	Off	2nd	Fast	Bench
	GON	Paint	T/O	Chance	Break	
Gonzaga	30	19	15	13	17	17
Xavier	40	16	15	13	12	23

Score tied - 7 times.
 Lead changed - 6 times.

Lost FG - GON 2nd-02:00, XU 2nd-00:49.
 Largest lead - GON by 3 1st-17:27, XU by 18 2nd-00:31.
 GON led for 04:00, XU led for 25:48, Game was tied for 06:04.

Official Basketball Box Score – Game Totals – Final Statistics
GONZAGA BULLDOGS vs IOWA HAWKEYES
03/19/11 1:00 pm at McCarthy Athletic Center - Spokane, WA

GONZAGA BULLDOGS 92 • 29-4

#	Player	Total		3-Ptr		Rebounds			PF	TP	A	TO	Blk	Stl	Min
		FG-FGA	FG-FGA	FG-FGA	FT-FTA	Off	Def	Tot							
32	STANDISH, Kayla	f	15-20	0-0	0-0	3	4	7	3	30	0	4	1	0	30
44	BOWEN, Kelly	f	1-2	0-1	1-2	0	4	4	4	3	1	1	0	3	18
11	BEKKERING, Janelle	a	4-10	2-6	1-2	1	5	6	2	11	5	1	2	3	39
21	VANDERSLOOT, Courtney	g	10-23	3-5	11-11	1	6	7	3	34	7	5	0	4	37
23	REDMON, Katalian	a	5-15	0-1	0-2	3	6	9	1	10	4	1	0	2	37
31	READER, Shannon	a	0-1	0-0	0-0	0	0	0	0	0	1	2	1	0	8
34	REDMON, Jazmine	a	0-1	0-1	0-0	1	1	2	1	0	1	0	0	1	11
35	RAAP, Claire	a	2-5	0-0	0-0	4	2	6	2	4	2	2	0	2	20
Team						2	1	3							
Totals			37-77	5-14	13-17	15	29	44	16	92	21	16	4	15	200

FG % 1st Half: 17-42 40.5% 2nd half: 20-35 57.1% Game: 37-77 48.1% Deedball
 3FG % 1st Half: 2-7 28.6% 2nd half: 3-7 42.9% Game: 5-14 35.7% Rebounds
 FT % 1st Half: 1-4 25.0% 2nd half: 12-13 92.3% Game: 13-17 76.5%

IOWA HAWKEYES 86 • 22-9

#	Player	Total		3-Ptr		Rebounds			PF	TP	A	TO	Blk	Stl	Min
		FG-FGA	FG-FGA	FG-FGA	FT-FTA	Off	Def	Tot							
20	KREI, Kelly	f	4-10	4-9	3-4	0	5	5	3	15	0	1	0	0	29
12	JOHNSON, Morgan	c	5-10	0-0	0-0	4	5	9	4	10	0	1	1	1	27
02	WHALIN, Karmille	a	2-8	2-4	2-2	0	5	5	0	8	6	6	0	0	35
21	ALEXANDER, Kachine	g	7-13	0-2	4-5	4	7	11	5	18	9	5	1	0	39
24	PRINTY, Jaime	g	8-19	5-11	4-6	0	2	2	3	25	3	5	0	4	31
03	HANSEN, Kalli	a	2-3	1-1	0-0	0	0	0	0	5	1	1	0	0	18
11	NESBITT, Trisha	a	0-0	0-0	0-0	0	0	0	0	0	0	0	0	0	8
22	CERMAK, Kelsey	a	2-4	1-2	0-0	0	0	0	0	5	0	0	0	0	13
Team						1	4	5							
Totals			30-67	13-29	13-17	9	28	37	15	86	19	19	2	5	200

FG % 1st Half: 14-29 48.3% 2nd half: 16-38 42.1% Game: 30-67 44.8% Deedball
 3FG % 1st Half: 7-14 50.0% 2nd half: 6-15 40.0% Game: 13-29 44.8% Rebounds
 FT % 1st Half: 9-12 75

2025-26 GONZAGA WOMEN'S BASKETBALL RECORD BOOK

Official Basketball Box Score - Game Totals - Final Statistics
GONZAGA BULLDOGS vs LOUISVILLE CARDINALS
3/26/11 6:00 p.m. at SPOKANE ARENA - SPOKANE, WA

GONZAGA BULLDOGS 76 • 31-4

Table with columns: #, Player, FG-FGA, 3-Ptr, FT-FTA, Rebounds (Off, Def, Tot), PF, TP, A TO Blk, Stl, Min. Lists stats for 32 STANDISH, Kayla, 44 BOWEN, Kelly, 11 BEKKERING, Janelle, 21 VANDERSLOOT, Courtney, 23 REDMON, Katalan, 10 LORENZO, Tabriana, 31 READER, Shannon, 34 REDMON, Jazmine, 36 RAAP, Claire, and Team.

FG % 1st Half: 15-30 50.0% 2nd half: 10-27 37.0% Game: 25-57 43.9%
3FG % 1st Half: 1-5 20.0% 2nd half: 1-2 50.0% Game: 2-7 28.6%
FT % 1st Half: 4-6 66.7% 2nd half: 20-22 90.9% Game: 24-28 85.7%

Deadball Rebounds 2

LOUISVILLE CARDINALS 69 • 22-13

Table with columns: #, Player, FG-FGA, 3-Ptr, FT-FTA, Rebounds (Off, Def, Tot), PF, TP, A TO Blk, Stl, Min. Lists stats for 31 TAYLOR, Asia, 33 REID, Monique, 46 HINES, Keshia, 23 SCHIMMEL, Shoni, 26 GIBBS, Tia, 01 HARPER, Shelby, 03 VALLS, Sheronne, 04 SLAUGHTER, Antonita, 06 TAY, Charmaine, 11 BURKE, Becky, and Team.

FG % 1st Half: 11-32 34.4% 2nd half: 19-35 54.3% Game: 30-67 44.8%
3FG % 1st Half: 0-9 0.0% 2nd half: 4-7 57.1% Game: 4-16 25.0%
FT % 1st Half: 2-4 50.0% 2nd half: 3-5 60.0% Game: 5-9 55.6%

Deadball Rebounds 1

Officials: Melissa Barlow, Penny Davis, Maj Forsberg, Darren Kresanik
Technical fouls: GONZAGA BULLDOGS-None. LOUISVILLE CARDINALS-TEAM.
Attendance: 10717
NCAA SPOKANE REGIONAL
Gonzaga advances to inaugural NCAA Elite Eight

Score by periods table: 1st, 2nd, Total. GONZAGA BULLDOGS: 35, 41, 76. LOUISVILLE CARDINALS: 24, 45, 69.

Lost FG - GON 2nd-03:21, LOU 2nd-00:01.
Largest lead - GON by 20 2nd-15:26, LOU by 2 1st-19:26.
GON led for 35:47, LOU led for 03:25. Game was tied for 02:46.

Score tied - 8 times.
Lead changed - 1 time.

Official Basketball Box Score - Game Totals - Final Statistics
GONZAGA BULLDOGS vs STANFORD CARDINAL
3/28/11 6:12 p.m. at SPOKANE ARENA - SPOKANE, WA

GONZAGA BULLDOGS 60 • 31-5

Table with columns: #, Player, FG-FGA, 3-Ptr, FT-FTA, Rebounds (Off, Def, Tot), PF, TP, A TO Blk, Stl, Min. Lists stats for 11 BEKKERING, Janelle, 22 STANDISH, Kayla, 44 BOWEN, Kelly, 21 VANDERSLOOT, Courtney, 23 REDMON, Katalan, 03 SCHICK, Carter, 10 LORENZO, Tabriana, 20 WINTERS, Meghan, 30 GOLDEN, Stephanie, 31 READER, Shannon, 34 REDMON, Jazmine, 36 RAAP, Claire, and Team.

FG % 1st Half: 15-34 44.1% 2nd half: 8-24 23.5% Game: 23-68 33.8%
3FG % 1st Half: 3-8 37.5% 2nd half: 2-13 15.4% Game: 5-21 23.8%
FT % 1st Half: 5-6 83.3% 2nd half: 3-4 75.0% Game: 8-10 80.0%

Deadball Rebounds 0

STANFORD CARDINAL 83 • 33-2

Table with columns: #, Player, FG-FGA, 3-Ptr, FT-FTA, Rebounds (Off, Def, Tot), PF, TP, A TO Blk, Stl, Min. Lists stats for 13 OGUMBE, Chiney, 14 PEDERSEN, Kayla, 30 OGUMBE, Nnemkadi, 15 LA ROCQUE, Lindy, 22 POHLEN, Jeanette, 00 MURPHY, Melanie, 01 MASHORE, Grace, 03 RUFF, Mikaela, 21 JAMES, Sara, 24 CIMINO, Ashley, 31 KOKENIS, Toni, 42 BOOTHE, Sarah, 44 TINKLE, Joslyn, and Team.

FG % 1st Half: 20-31 64.5% 2nd half: 11-23 47.8% Game: 31-54 57.4%
3FG % 1st Half: 5-10 50.0% 2nd half: 4-10 40.0% Game: 9-20 45.0%
FT % 1st Half: 2-5 40.0% 2nd half: 10-15 66.7% Game: 12-20 60.0%

Deadball Rebounds 3

Officials: Michael Price, Cameron Inouye, Marianne Karp, D. Kzenik
Technical fouls: GONZAGA BULLDOGS-None. STANFORD CARDINAL-None.
Attendance: 11646
Spokane Regional Final

Score by periods table: 1st, 2nd, Total. GONZAGA BULLDOGS: 38, 22, 60. STANFORD CARDINAL: 47, 36, 83.

Lost FG - GON 2nd-00:09, STA 2nd-00:45.
Largest lead - GON by 3 1st-19:23, STA by 28 2nd-04:44.
GON led for 05:59, STA led for 39:05. Game was tied for 00:12.

Score tied - 0 times.
Lead changed - 4 times.

Official Basketball Box Score - Game Totals - Final Statistics
GONZAGA vs RUTGERS
03/17/12 1:15 pm at MCCARTHEY ATHLETIC CENTER - SPOKANE, WA

GONZAGA 86 • 27-5

Table with columns: #, Player, FG-FGA, 3-Ptr, FT-FTA, Rebounds (Off, Def, Tot), PF, TP, A TO Blk, Stl, Min. Lists stats for 32 STANDISH, Kayla, 44 BOWEN, Kelly, 03 PALMER, Haiden, 12 KARR, Taelor, 23 REDMON, Katalan, 10 WALTER, Danielle, 14 GREINACHER, Sunny, 31 READER, Shannon, 34 REDMON, Jazmine, and Team.

FG % 1st Half: 14-32 43.8% 2nd half: 12-29 41.4% Game: 26-61 42.6%
3FG % 1st Half: 4-10 40.0% 2nd half: 5-9 55.6% Game: 9-19 47.4%
FT % 1st Half: 6-8 75.0% 2nd half: 19-25 76.0% Game: 25-33 75.8%

Deadball Rebounds 6

RUTGERS 73 • 22-10

Table with columns: #, Player, FG-FGA, 3-Ptr, FT-FTA, Rebounds (Off, Def, Tot), PF, TP, A TO Blk, Stl, Min. Lists stats for 24 SYKES, April, 34 OLIVER, Monique, 01 RUSHDAN, Khadijah, 03 WHEELER, Erica, 11 SPEED, Nikki, 15 DAVIS, Syssence, 20 EVANS, Christa, 22 RICHARDSON, Shakena, 26 CANTY, Bryona, 44 LANEY, Betnijah, and Team.

FG % 1st Half: 9-31 29.0% 2nd half: 17-32 53.1% Game: 26-63 41.3%
3FG % 1st Half: 1-6 16.7% 2nd half: 6-15 40.0% Game: 7-21 33.3%
FT % 1st Half: 4-8 50.0% 2nd half: 10-16 62.5% Game: 14-24 58.3%

Deadball Rebounds 6

Officials: Lisa Jones, Kathleen Lynch, Kyle Bacon
Technical fouls: GONZAGA-None. RUTGERS-SYKES, April.
Attendance: 5680
1st Round NCAA Tournament

Score by periods table: 1st, 2nd, Total. GONZAGA: 38, 48, 86. RUTGERS: 23, 50, 73.

Lost FG - GON 2nd-00:12, RU 2nd-00:00.
Largest lead - GON by 19 1st-03:43, RU None.
GON led for 38:55, RU led for 00:00. Game was tied for 03:06.

Score tied - 0 times.
Lead changed - 0 times.

Official Basketball Box Score - Game Totals - Final Statistics
GONZAGA vs MIAMI
03/19/12 6:30 pm at MCCARTHEY ATHLETIC CENTER - SPOKANE, WA

GONZAGA 65 • 28-5

Table with columns: #, Player, FG-FGA, 3-Ptr, FT-FTA, Rebounds (Off, Def, Tot), PF, TP, A TO Blk, Stl, Min. Lists stats for 32 STANDISH, Kayla, 44 BOWEN, Kelly, 03 PALMER, Haiden, 12 KARR, Taelor, 23 REDMON, Katalan, 10 WALTER, Danielle, 14 GREINACHER, Sunny, 31 READER, Shannon, 34 REDMON, Jazmine, and Team.

FG % 1st Half: 14-33 42.4% 2nd half: 11-25 44.0% Game: 25-58 43.1%
3FG % 1st Half: 2-9 22.2% 2nd half: 2-8 25.0% Game: 4-17 23.5%
FT % 1st Half: 0-1 0.0% 2nd half: 11-16 68.8% Game: 11-17 64.7%

Deadball Rebounds 2

MIAMI 54 • 26-6

Table with columns: #, Player, FG-FGA, 3-Ptr, FT-FTA, Rebounds (Off, Def, Tot), PF, TP, A TO Blk, Stl, Min. Lists stats for 34 BULLOCK, Sylvia, 40 WILSON, Shawncia, 03 YDERSTROM, Stefanie, 12 SAUNDERS, Krystal, 42 JOHNSON, Shanise, 10 WOODS, Michelle, 24 WILLIAMS, Shanel, 23 CAPERS, Jessica, 30 McGUIRE, Surya, 50 BROWN, Maria, and Team.

FG % 1st Half: 10-29 34.5% 2nd half: 12-28 31.6% Game: 22-67 32.8%
3FG % 1st Half: 1-4 25.0% 2nd half: 0-8 0.0% Game: 1-12 8.3%
FT % 1st Half: 6-6 100.0% 2nd half: 3-4 75.0% Game: 9-10 90.0%

Deadball Rebounds 0

Officials: Lisa Jones, Charles Gonzalez, Kathleen Lynch
Technical fouls: GONZAGA-None. MIAMI-None.
Attendance: 5824
NCAA SECOND ROUND
Gonzaga advances to Kingston, R.I. Regional to face winner of Kentucky/Green Bay

Score by periods table: 1st, 2nd, Total. GONZAGA: 30, 35, 65. MIAMI: 27, 27, 54.

Lost FG - GON 2nd-01:51, MIA 2nd-00:13.
Largest lead - GON by 11 2nd-01:20, MIA by 4 1st-19:20.
GON led for 29:14, MIA led for 11:12. Game was tied for 05:34.

Score tied - 7 times.
Lead changed - 13 times.

2025-26 GONZAGA WOMEN'S BASKETBALL RECORD BOOK

Official Basketball Box Score — Game Totals — Final Statistics
Gonzaga vs Kentucky
3/25/12 7:05 p.m. at Kingston, R.I.

Gonzaga 62 • 28-6

#	Player	Total			3-Ptr			Rebounds			PF	TP	A	TO	Blk	Stl	Min
		FG	FGA	FT	FTA	FG	FGA	FT	FTA	Off							
32	STANDISH, Kayla	11	20	0	0	3	3	1	1	2	4	25	3	0	0	2	30
44	BOWEN, Kelly	4	11	0	2	3	3	4	5	9	2	11	0	1	0	0	31
03	PALMER, Haiden	2	8	0	2	0	0	1	0	1	5	4	0	2	0	1	26
12	KARR, Taelor	1	4	0	1	0	0	0	2	2	2	4	1	0	0	0	35
23	REDMON, Katselan	5	15	0	0	1	1	3	4	7	1	10	3	2	0	1	34
10	WALTER, Danielle	2	2	1	1	0	0	0	0	0	5	0	0	0	0	0	13
34	GREINACHER, Sunny	0	0	0	0	0	0	0	0	0	0	0	0	0	0	0	2
20	WINTERS, Meghan	0	1	0	0	0	0	0	0	0	0	0	0	0	0	0	1
24	ALBANEZ, Keani	0	0	0	0	0	0	0	0	0	0	0	0	0	0	1	2
30	GOLDEN, Stephanie	0	0	0	0	0	0	0	1	1	3	0	0	0	0	0	2
31	READER, Shannon	1	2	0	0	1	2	1	0	1	3	0	1	0	0	0	6
34	REDMON, Jazmine	1	4	0	0	0	0	1	1	2	2	3	0	4	1	8	
	Team																
Totals		27	67	1	6	7	9	14	20	34	19	62	12	10	1	8	200

FG % 1st Half: 13-34 38.1% 2nd half: 14-31 45.2% Game: 27-67 40.3%
 3FG % 1st Half: 1-5 20.0% 2nd half: 0-1 0.0% Game: 1-6 16.7%
 FT % 1st Half: 1-1 100.0% 2nd half: 6-8 75.0% Game: 7-9 77.8%

Kentucky 79 • 28-6

#	Player	Total			3-Ptr			Rebounds			PF	TP	A	TO	Blk	Stl	Min
		FG	FGA	FT	FTA	FG	FGA	FT	FTA	Off							
31	Drake, Samantha	1	2	0	0	0	0	0	0	0	2	1	0	1	0	4	
01	Mathies, A'dia	6	10	3	4	0	0	1	1	2	1	15	7	1	1	2	36
13	Goss, Bria	3	9	2	3	2	4	0	3	3	2	10	3	1	0	0	22
24	Smith, Amber	1	3	0	0	1	3	0	2	2	3	3	3	0	0	1	22
32	Evans, Kasbine	1	6	1	4	2	2	6	4	10	5	3	2	0	1	36	
04	Snowden, Keyla	6	13	5	9	0	0	2	2	2	17	0	3	0	3	25	
10	Pinkett, Bernisha	1	2	1	1	2	2	0	2	2	0	5	1	0	0	7	
20	Conwright, Maegan	1	3	0	0	2	2	0	0	0	1	4	0	1	0	12	
23	Walker, Samarie	6	9	0	0	4	6	2	10	12	3	16	0	0	1	20	
50	Bishop, Azia	1	4	0	0	3	3	2	2	5	2	0	1	0	1	16	
	Team																
Totals		27	61	12	21	13	22	17	27	44	14	79	18	14	2	9	200

FG % 1st Half: 14-33 42.4% 2nd half: 13-28 46.4% Game: 27-61 44.3%
 3FG % 1st Half: 7-11 63.6% 2nd half: 9-10 90.0% Game: 12-21 57.1%
 FT % 1st Half: 8-11 72.7% 2nd half: 5-11 45.5% Game: 13-22 59.1%

Officials: Mark Zentz, Jack Jones, MaryAnne Karpe
 Technical fouls: Gonzaga-None, Kentucky-None.
 Attendance: 6031

Score by periods	1st	2nd	Total
Gonzaga	28	34	62
Kentucky	43	36	79

Points GON 62, UK 79
 In Paint 22, Off T/O 18, 2nd Chance 15, Free Break 8, Bench 10, 44

Score tied - 0 times.
 Lead changed - 0 times.

Official Basketball Box Score — Game Totals — Final Statistics
James Madison vs Gonzaga
03/23/14 4:30 PM at College Station, TX (Reed Arena)

James Madison 72 • 29-5

#	Player	Total			3-Ptr			Rebounds			PF	TP	A	TO	Blk	Stl	Min
		FG	FGA	FT	FTA	FG	FGA	FT	FTA	Off							
03	Giggotts, Toia	7	14	0	0	1	2	2	4	6	4	15	1	1	0	1	30
12	Hall, Precious	4	11	0	2	3	3	0	0	0	4	11	1	2	0	0	25
20	Burkholder, Kirby	4	17	3	10	17	18	4	14	18	3	28	4	2	1	3	38
24	Gwathmey, Jazmon	2	8	0	2	0	0	2	4	6	4	4	2	1	1	0	27
30	Newman, Nikki	1	4	1	4	0	1	4	5	2	3	3	3	4	0	37	
32	Mickens, Angela	1	3	0	0	1	3	4	0	2	3	1	0	0	1	23	
33	Okafor, Lauren	4	6	0	0	1	2	1	3	4	1	9	0	0	0	17	
40	Griffin, Da'Lishia	0	0	0	0	0	0	0	0	0	0	1	0	0	0	3	
	Team																
Totals		23	63	4	18	22	25	13	34	47	18	72	15	10	6	5	200

FG % 1st Half: 13-36 36.1% 2nd half: 10-27 37.0% Game: 23-63 36.5%
 3FG % 1st Half: 2-11 18.2% 2nd half: 2-7 28.6% Game: 4-18 22.2%
 FT % 1st Half: 5-5 100.0% 2nd half: 17-20 85.0% Game: 22-25 88.0%

Gonzaga 63 • 29-5

#	Player	Total			3-Ptr			Rebounds			PF	TP	A	TO	Blk	Stl	Min
		FG	FGA	FT	FTA	FG	FGA	FT	FTA	Off							
03	PALMER, Haiden	6	20	0	3	2	3	5	2	14	7	1	0	1	0	36	
14	GREINACHER, Sunny	7	13	0	0	3	4	4	8	3	17	3	1	1	0	33	
34	ALBANEZ, Keani	3	9	2	7	4	5	0	2	2	12	0	3	2	1	26	
34	REDMON, Jazmine	0	5	0	2	1	2	0	5	3	1	4	2	1	1	30	
44	CHESELEK, Shelby	3	7	0	0	0	1	5	6	1	0	0	1	1	1	18	
01	WATERS, Chelsea	0	0	0	0	0	0	0	0	0	0	0	0	0	0	0+	
06	VIELA, Maiki	0	0	0	0	0	0	0	0	0	0	0	0	0	0	0+	
10	WALTER, Danielle	0	5	0	2	0	0	1	1	2	0	1	0	0	1	12	
22	NILLES, Shaniqua	1	1	1	1	0	0	0	0	2	3	0	2	0	0	10	
23	KUDRON, Kiara	1	2	0	0	3	4	0	1	3	0	5	0	1	0	11	
30	GOLDEN, Stephanie	0	0	0	0	0	0	0	0	0	0	0	0	0	0	0+	
31	TINKLE, Elle	0	0	0	0	0	0	0	0	0	0	0	0	0	0	3	
33	SHERBERT, Lindsay	2	8	1	5	0	1	4	5	2	5	2	1	0	0	21	
	Team																
Totals		23	70	4	20	13	18	16	28	44	18	63	18	11	5	6	200

FG % 1st Half: 13-33 39.4% 2nd half: 10-37 27.0% Game: 23-70 32.9%
 3FG % 1st Half: 2-10 20.0% 2nd half: 2-10 20.0% Game: 4-20 20.0%
 FT % 1st Half: 3-5 60.0% 2nd half: 10-13 76.9% Game: 13-18 72.2%

Officials: Robert Scarfield, Tom Danaher, Shelley Malzone
 Technical fouls: James Madison-None, Gonzaga-None.
 Attendance: 6075
 NCAA Division I Women's Basketball Championship
 First Round - College Station, Texas - Game 1

Score by periods	1st	2nd	Total
James Madison	33	39	72
Gonzaga	31	32	63

Points GON 63, JMU 72
 In Paint 28, Off T/O 12, 2nd Chance 7, Free Break 6, Bench 11, 23

Score tied - 6 times.
 Lead changed - 7 times.

Official Basketball Box Score — Game Totals — Final Statistics
GONZAGA BULLDOGS vs IOWA STATE CYCLONES
03/23/13 1:00 pm at McCarthy Athletic Center - Spokane, WA

GONZAGA BULLDOGS 60 • 27-6

#	Player	Total			3-Ptr			Rebounds			PF	TP	A	TO	Blk	Stl	Min
		FG	FGA	FT	FTA	FG	FGA	FT	FTA	Off							
34	GREINACHER, Sunny	1	8	0	0	2	2	2	1	3	0	4	1	1	0	1	25
44	CHESELEK, Shelby	0	1	0	0	0	0	0	2	2	0	2	2	0	1	1	5
03	PALMER, Haiden	6	21	1	8	1	2	1	2	3	14	4	1	1	1	35	
12	KARR, Taelor	5	10	4	8	1	2	5	7	0	15	2	0	0	0	34	
34	REDMON, Jazmine	1	5	0	2	0	0	2	2	4	3	2	3	0	1	26	
01	WATERS, Chelsea	0	0	0	0	0	0	0	0	0	0	0	0	0	0	0+	
10	WALTER, Danielle	0	0	0	0	0	0	0	0	0	0	0	0	0	0	0+	
20	WINTERS, Meghan	1	4	1	3	0	0	0	0	0	3	0	0	0	0	10	
22	NILLES, Shaniqua	1	2	0	1	2	2	1	0	1	0	4	1	0	0	7	
23	KUDRON, Kiara	4	9	0	1	4	2	2	4	3	9	1	1	0	1	29	
34	ALBANEZ, Keani	1	4	1	4	0	0	2	0	4	3	0	0	0	1	15	
30	GOLDEN, Stephanie	3	7	0	0	0	0	2	1	3	4	6	1	2	0	14	
31	TINKLE, Elle	0	0	0	0	0	0	0	0	0	0	0	0	0	0	0+	
	Team																
Totals		23	71	7	26	7	11	15	15	30	19	60	12	9	2	14	200

FG % 1st Half: 13-34 38.2% 2nd half: 10-37 27.0% Game: 23-71 32.4%
 3FG % 1st Half: 5-13 38.5% 2nd half: 2-13 15.4% Game: 7-26 26.9%
 FT % 1st Half: 0-0 0.0% 2nd half: 7-11 63.6% Game: 7-11 63.6%

IOWA STATE CYCLONES 72 • 24-8

#	Player	Total			3-Ptr			Rebounds			PF	TP	A	TO	Blk	Stl	Min
		FG	FGA	FT	FTA	FG	FGA	FT	FTA	Off							
06																	

2025-26 GONZAGA WOMEN'S BASKETBALL RECORD BOOK

Official Basketball Box Score - Game Totals - Final Statistics
Gonzaga vs Oregon State
3/22/15 4 pm at Gill Coliseum (Corvallis, Ore.)

Gonzaga 76 - 26-7

#	Player	Total			3-Ptr			Rebounds			PF	TP	A	TO	Blk	Stl	Min
		FG	FGA	FT	FTA	Off	Def	Total									
14	GREINACHER, Sunny	f	6-15	0-0	0-0	0	5	5	2	12	2	2	0	4	30		
44	CHESTLEK, Shelby	c	2-3	0-0	0-0	2	1	3	4	1	2	1	0	19			
06	STIRTON, Georgia	a	2-5	0-1	3-4	0	4	4	2	7	0	3	0	2	30		
24	ALBANEZ, Keani	g	4-7	0-2	4-4	0	4	4	2	12	1	3	0	2	28		
31	TINKLE, Elle	g	4-7	1-2	5-7	5	2	7	1	14	3	0	0	1	33		
01	WATERS, Chelsea	g	0-0	0-0	0-0	0	0	0	0	0	0	0	0	1			
03	BOSCH, Kacie	g	0-0	0-0	0-0	0	0	0	0	0	0	0	0	1			
11	SULLIVAN, Laura	g	0-0	0-0	0-0	0	0	0	0	0	0	0	0	1			
12	WOLFRAM, Emma	g	7-14	0-1	3-5	2	2	4	2	17	0	1	1	22			
22	NILLES, Shaniqua	g	1-2	1-2	0-0	0	1	1	0	3	1	0	0	2	16		
39	SHERBERT, Lindsay	g	1-3	0-1	1-1	0	1	1	1	3	1	0	0	10			
42	STACH, Emma	g	2-2	0-0	0-0	0	0	0	4	2	1	0	0	9			
Team						6			2			8					
Totals			29-58	2-9	16-21	15	22	37	14	76	10	13	2	11	200		

FG % 1st Half: 16-29 55.2% 2nd half: 13-29 44.8% Game: 29-58 50.0%
 3FG % 1st Half: 2-6 33.3% 2nd half: 0-3 0.0% Game: 2-9 22.2%
 FT % 1st Half: 3-4 75.0% 2nd half: 13-17 76.5% Game: 16-21 76.2%

Officials: Melissa Barlow, Bryan Brunette, Anika Ortega
 Technical fouls: Gonzaga-None. Oregon State-None.
 Attendance: 5071

Score by periods	1st	2nd	OT	Total
Gonzaga	37	39		76
Oregon State	34	30		64

Points In Off 2nd Fast
 GON 32 28 13 33
 OSU 22 20 14 6

Last FG - GON 2nd-01:26, OSU 2nd-09:32.
 Largest lead - GON by 12 2nd-11:30, OSU by 7 1st-17:20.
 GON led for 31:58, OSU led for 05:58. Game was tied for 02:24.

Official Basketball Box Score - Game Totals - Final Statistics
Gonzaga vs Tennessee
03/28/15 4 p.m. at Spokane, Wash. (Spokane Arena)

Gonzaga 69 - 26-8

#	Player	Total			3-Ptr			Rebounds			PF	TP	A	TO	Blk	Stl	Min
		FG	FGA	FT	FTA	Off	Def	Total									
06	STIRTON, Georgia	*	0-6	0-1	1-2	2	0	2	4	1	4	3	0	0	40		
14	GREINACHER, Sunny	*	12-19	0-0	0-0	2	9	11	2	24	1	2	1	4	38		
24	ALBANEZ, Keani	*	7-12	4-6	2-4	1	2	3	4	20	5	4	0	1	40		
31	TINKLE, Elle	*	2-10	0-2	3-4	3	4	7	2	7	0	1	1	0	34		
44	CHESTLEK, Shelby	*	3-7	0-0	1-1	2	4	6	3	7	1	1	1	0	25		
12	WOLFRAM, Emma		4-6	0-0	0-0	1	5	6	3	8	3	1	4	0	27		
22	NILLES, Shaniqua		0-0	0-0	2-2	0	0	0	3	2	0	2	0	0	14		
33	SHERBERT, Lindsay		0-0	0-0	0-0	0	0	0	0	0	0	0	0	0	2		
42	STACH, Emma		0-1	0-0	0-0	0	0	0	0	0	0	0	0	0	5		
Team						4			4			8					
Totals			28-61	4-9	9-13	15	28	43	21	69	14	17	7	5	225		

FG % 1st Half: 15-30 50.0% 2nd half: 11-24 45.8% OT: 2-7 28.6% Games: 28-61 45.9%
 3FG % 1st Half: 2-5 40.0% 2nd half: 2-3 66.7% OT: 0-1 0.0% Games: 4-9 44.4%
 FT % 1st Half: 2-4 50.0% 2nd half: 5-7 71.4% OT: 2-2 100.0 Games: 9-13 69.2%

Tennessee 73 - 30-5

#	Player	Total			3-Ptr			Rebounds			PF	TP	A	TO	Blk	Stl	Min
		FG	FGA	FT	FTA	Off	Def	Total									
00	Reynolds, Jordan	*	2-6	1-1	7-8	3	4	7	0	12	3	0	1	1	38		
05	Massengale, Ariel	*	6-15	3-8	0-0	0	3	3	1	15	4	2	0	0	45		
11	Burdick, Cierra	*	7-17	0-2	8-8	6	9	15	4	22	0	2	0	2	38		
12	Graves, Bashaara	*	3-12	0-0	1-1	7	0	7	4	7	0	1	1	1	34		
14	Carter, Andraya	*	0-6	0-3	0-0	1	1	2	4	0	0	2	0	1	22		
01	Moore, Nia		0-2	0-0	0-0	1	0	1	0	0	1	0	0	0	4		
31	Nared, Jarime		3-8	1-2	5-5	3	3	6	3	12	0	3	1	0	28		
33	Middleton, Alexa		2-5	1-3	0-0	0	0	0	2	5	0	0	0	0	16		
Team						2			2			1					
Totals			23-71	6-19	21-22	21	22	43	18	73	8	11	3	5	225		

FG % 1st Half: 13-35 37.1% 2nd half: 10-21 47.6% OT: 0-5 0.0% Games: 23-71 32.4%
 3FG % 1st Half: 5-10 50.0% 2nd half: 1-6 16.7% OT: 0-3 0.0% Games: 6-19 31.6%
 FT % 1st Half: 3-3 100.0 2nd half: 8-9 88.9% OT: 10-10 100.0 Games: 21-22 95.5%

Officials: Chuck Gonzalez, Scott Varborough, Gina Cross
 Technical fouls: Gonzaga-None. Tennessee-None.
 Attendance: 5686
 2015 NCAA Tournament Third Round

Score by periods	1st	2nd	OT	Total
Gonzaga	34	29	6	69
Tennessee	34	29	10	73

Points In Off 2nd Fast
 GON 32 28 13 33
 TEN 34 29 10 73

Last FG - GON OT-02:54, UT 2nd-01:58.
 Largest lead - GON by 17 2nd-06:34, UT by 4 1st-16:46.
 GON led for 36:51, UT led for 04:23. Game was tied for 03:46.

Official Basketball Box Score - Game Totals - Final Statistics
Gonzaga vs Oklahoma
03/27/17 3:30 p.m. at Seattle, Wash. - Alaska Airlines Arena

Gonzaga 62 - 26-7

#	Player	Total			3-Ptr			Rebounds			PF	TP	A	TO	Blk	Stl	Min
		FG	FGA	FT	FTA	Off	Def	Total									
18	BARTA, Jill	f	5-14	1-5	2-3	0	5	5	3	13	1	2	1	2	31		
23	KUDRON, Kiara	f	4-11	0-0	1-2	4	4	8	4	9	2	1	0	0	27		
31	TINKLE, Elle	f	4-9	0-1	3-4	1	5	6	3	11	2	1	0	1	25		
11	STOCKTON, Laura	g	6-15	0-3	2-2	0	1	1	2	14	4	0	0	3	35		
14	STACH, Emma	g	2-5	1-3	2-2	1	3	4	2	7	1	1	0	0	27		
00	RICE, Zykeria	g	1-3	0-0	0-0	0	0	0	0	2	0	0	0	0	5		
04	WILLIAMS, Makenzee	g	1-4	1-4	0-0	1	0	1	5	3	1	0	0	0	15		
12	WOLFRAM, Emma	g	1-6	0-0	0-0	5	4	9	0	2	3	2	1	18			
15	LOERA, Jessie	g	0-2	0-1	0-0	0	1	1	0	0	0	0	0	0	5		
30	SMITH, Chandler	g	0-2	0-1	1-2	0	1	1	0	1	0	1	0	0	12		
Team						7			1			8					
Totals			24-71	3-18	11-15	19	25	44	19	62	13	13	3	7	200		

1st - FG %: 6-18 33.3% 2nd: 4-18 22.2% 3rd: 6-16 37.5% 4th: 6-18 33.3% Game: 24-71 33.8%
 3FG %: 1-5 20.0% 2nd: 0-0 0.0% 3rd: 1-4 25.0% 4th: 1-5 20.0% Game: 3-18 16.7%
 FT %: 3-4 75.0% 2nd: 0-0 0.0% 3rd: 1-4 25.0% 4th: 1-2 50.0% Game: 11-15 73.3%

Officials: Jesse Dickerson, Karen Lasnik, Robert Emmerline
 Technical fouls: Gonzaga-None. Oklahoma-None.
 Attendance: 8009
 2017 NCAA Division I Women's Basketball Championship - 1st Round

Score by periods	1st	2nd	3rd	4th	Total
Gonzaga	16	10	18	18	62
Oklahoma	29	10	14	22	75

Points In Off 2nd Fast
 GON 32 12 10 4
 OU 24 10 6 6

Last FG - GON 4th-00:49, OU 4th-01:19.
 Largest lead - GON None, OU by 15 3rd-07:56.
 GON led for 00:00, OU led for 39:49. Game was tied for 00:11.

Official Basketball Box Score - Game Totals - Final Statistics
GONZAGA vs STANFORD
3/17/18 3:00 p.m. at Stanford, Calif. (Maple Pavilion)

GONZAGA 68 - 27-6

#	Player	Total			3-Ptr			Rebounds			PF	TP	A	TO	Blk	Stl	Min
		FG	FGA	FT	FTA	Off	Def	Total									
00	RICE, Zykeria	f	1-3	0-0	0-0	0	2	2	4	2	1	0	0	1	21		
13	BARTA, Jill	f	6-14	3-5	6-6	1	3	4	3	21	1	2	0	1	36		
11	STOCKTON, Laura	g	5-7	0-1	4-5	0	1	1	4	14	4	2	0	1	28		
14	STACH, Emma	g	2-7	2-5	2-2	0	2	2	1	8	0	2	0	2	30		
30	SMITH, Chandler	g	2-7	0-2	1-2	1	1	2	1	5	0	4	0	3	27		
03	WIRTH, Jenn	g	2-4	0-0	2-2	1	2	3	2	6	0	1	0	1	16		
04	WIRTH, LeeAnne	g	0-2	0-0	0-0	0	0	0	0	0	0	0	0	0	6		
15	LOERA, Jessie	g	5-9	0-3	2-2	1	1	2	2	12	2	2	0	1	26		
24	CAMPBELL, Katie	g	0-0	0-0	0-0	0	2	2	0	0	0	0	0	0	3		
32	TOWNSEND, Jill	g	0-3	0-1	0-0	1	1	2	1	0	0	1	1	0	7		
Team						4			3			7					
Totals			23-56	5-17	17-19	9	18	27	18	68	8	14	1	10	200		

1st - FG %: 6-15 40.0% 2nd: 7-15 46.7% 3rd: 3-12 25.0% 4th: 7-14 50.0% Game: 23-56 41.2%
 3FG %: 2-4 50.0% 2nd: 0-2 0.0% 3rd: 3-8 37.5% 4th: 3-8 37.5% Game: 6-22 27.3%
 FT %: 4-4 100.0% 4-4 100.0% 6-6 75.0% 3-3 100.0% Game: 17-19 89.5%

STANFORD 82 - 23-10

#	Player	Total			3-Ptr			Rebounds			PF	TP	A	TO	Blk	Stl	Min
		FG	FGA	FT	FTA	Off	Def	Total									
06	Johnson, Kaylee	f	3-4	0-0	0-1	3	5	8	5	6	0	2	3	1	27		
11	Smith, Alanna	f	8-13	3-6	1-2	4	2	6	4	20	0	7	4	2	35		
12	McPhee, Brittany	g	4-12	0-0	3-5	4	7	11	1	11	6	3	0	2	37		
13	Sniezek, Marta	g	1-3	0-2	5-8	0	0	0	2	7	4	0	0	0	24		
23	Williams, Kiara	g	8-16	5-8	0-0	0	2	2	21	2	1	0	2	36			
02	Coffee, Shannon	g	0-0	0-0	0-0	0	1	1	0	0	0	0	0	0	0		
04	Fingall, Nadia	g	1-2	1-2	0-0	0	0	0	3	3	0	0	0	0	11		
10	Jerome, Alyssa	g	1-1	1-1	0-0	0	0	0	0	1	3	2	0	0	8		
14	Brewer, Mikaela	g	0-0	0-0	0-0	0	0	0	0	0							

2025-26 GONZAGA WOMEN'S BASKETBALL RECORD BOOK

Official Basketball Box Score - Final
Gonzaga at Louisville
03/02/22 KFC Yum! Center, Louisville
NCAA Division I Women's Basketball Championship - Second Round
Officials: Natasia Gory, Robert Scott, Mark Reich

Game Time: 7:05 PM
Game Duration: 1:57
Attendance: 10,914

Gonzaga - 59 Record: 27-7

NO.	Name	Min	FG		3P		FT		Rebounds		Fouls		TP	AS	TO	ST	Blocks			+/-			
			M	A	M	A	M	A	OR	DR	OR	DR					FF	PF	BS		BA	BL	
1	Annamaria Virjoghe	F 19:54	1-3	0-0	0-0	0-0	1-4	5-5	2-1	2	0	3	1	1	0	0	0	0	0	-8			
4	Abby O'Connor	F 34:49	4-10	0-0	1-2	2-3	5-5	2-2	1	0	1	1	0	0	1	0	1	1	0	-13			
33	McKayla Kempton	F 34:49	4-10	0-0	5-5	4-2	6-3	6-13	2-2	1	1	2	1	2	0	0	0	0	0	-3			
11	Kayleigh Truong	G 35:30	5-11	0-3	4-5	1-3	4-2	4-4	14	2	6	1	0	0	0	0	0	0	0	-11			
13	Cierra Walker	G 28:07	2-7	2-7	4-4	1-5	6-1	2-10	2	2	2	0	0	0	0	0	0	0	0	-10			
14	Kaylyne Truong	G 24:07	3-8	2-7	1-2	0-2	2-2	2-2	9	1	2	1	1	1	1	1	1	1	0	-3			
15	Yvonne Ejim	F 24:13	3-5	0-0	2-2	3-3	5-1	3-8	2	1	0	0	1	0	0	0	0	0	0	-2			
24	McKayla Williams	G 06:56	1-2	0-1	0-0	0	1	0	0	2	1	0	0	0	0	0	0	0	0	-3			
12	Eliza Hollingsworth	G 00:52	0-0	0-0	0-0	0	0	0	0	0	0	0	0	0	0	0	0	0	0	-2			
Team						3-3			6-6			0-1											
Totals			19-50			4-20			17-20			15-25			40-18			5-3			-9		

Technical Fouls: NONE

Shooting By Period

1st FG%	41.4	28.0%
2nd FG%	45.8	60.0%
3rd FG%	61.3	61.5%
4th FG%	3.1	27.3%
FT%	87.9	87.9%

Rebounds
1st 12.0, 2nd 16.7%, 3rd 66.7%, 4th 17.3%

Fouls
1st 2.0, 2nd 2.0, 3rd 2.0, 4th 2.0

Other Stats
1st 1.0, 2nd 1.0, 3rd 1.0, 4th 1.0

Team Totals
FG%: 38.0%, 3PT%: 20.0%, FT%: 86.0%

Dead Ball Rebounds: 2, 1

Louisville - 68 Record: 27-4

NO.	Name	Min	FG		3P		FT		Rebounds		Fouls		TP	AS	TO	ST	Blocks			+/-									
			M	A	M	A	M	A	OR	DR	OR	DR					FF	PF	BS		BA	BL							
44	Olivia Cochran	F 24:36	5-8	0-0	1-3	4-1	5-3	2-11	3	0	1	1	1	1	21	1	0	0	0	0	21								
10	Haley Van Lith	G 37:06	8-17	3-6	2-2	1-5	6-1	4-21	2	0	0	0	0	1	9	1	0	0	0	1	9								
14	Karina Smith	G 35:54	5-11	2-6	0-0	0	1	3-0	12	2	1	0	1	0	16	1	0	0	0	0	16								
21	Emily Engstler	G 33:56	3-13	0-3	6-7	5-6	11-4	4-12	3	1	5	2	1	15	1	0	0	0	0	0	11								
23	Chelsea Hall	G 33:49	3-8	1-4	1-1	0	1	0	2-8	2	0	0	1	0	12	1	0	0	0	0	12								
29	Liz Dixon	G 09:19	0-1	0-0	0-0	1-1	2-0	0-0	0	0	2	0	0	0	0	0	0	0	0	0	-8								
5	Mylasa Robinson	F 18:19	2-3	0-0	0-0	0-2	3-3	4-4	1	3	1	1	0	0	13	1	0	0	0	0	-13								
12	Payton Verhulst	G 06:04	0-2	0-2	0-0	0	0	1-0	0	0	0	0	0	0	0	0	0	0	0	0	-6								
2	Ahtana Smith	G 00:57	0-1	0-0	0-0	0	0	0-1	0	0	0	0	0	0	0	0	0	0	0	0	-9								
Team						2-2			0-0			0-0																	
Totals			26-64			6-21			10-13			14-17			31-15			88-13			8-10			5-3			-9		

Technical Fouls: NONE

Biggest Lead	GON: 12 (1st 4:08)	LOU: 15 (4th 1:58)
Best Scoring Run	GON: 12 (1st 2:04)	LOU: 14 (1st 6:33)
Lead Changes	6	
Times Tied	4	
Time with Lead	00:59	36:28

Official Basketball Box Score - Final
Gonzaga at Ole Miss
03/02/22 Hinkle Fieldhouse, Oxford, MS
NCAA Division I Women's Basketball

Game Time: 7:00 PM
Game Duration: 1:57
Attendance: 10,914

Gonzaga - 69 Record: 28-6

NO.	Name	Min	FG		3P		FT		Rebounds		Fouls		TP	AS	TO	ST	Blocks			+/-									
			M	A	M	A	M	A	OR	DR	OR	DR					FF	PF	BS		BA	BL							
12	Eliza Hollingsworth	F 27:43	2-5	0-2	0-0	0	0	0	4	4	1	0	4	1	0	0	0	0	0	0	-19								
15	Yvonne Ejim	F 23:15	8-14	0-2	3-5	5-3	8-4	6-19	0	1	2	0	0	1	2	0	0	0	0	0	-10								
14	Kaylyne Truong	G 33:10	2-9	1-3	1-2	0	1	2-4	6	0	0	0	0	0	0	0	0	0	0	0	-13								
22	Brynna Maxwell	G 22:56	1-10	0-5	2-2	2-0	2-1	0-4	0	0	0	0	0	0	0	0	0	0	0	0	-15								
24	McKayla Williams	G 32:55	2-5	0-2	5-6	1-5	6-3	5-9	0	2	1	1	0	1	1	0	0	0	0	0	-17								
5	Maud Huijbens	F 15:15	0-1	0-0	0-0	0	0	0	3	0	3	1	0	0	0	0	0	0	0	0	-10								
11	Kayleigh Truong	G 23:14	1-9	0-3	2-2	0	0	0	0	0	0	0	0	0	0	0	0	0	0	0	-22								
0	Esther Little	G 02:07	0-0	0-0	0-0	0	0	0	0	0	0	0	0	0	0	0	0	0	0	0	-4								
10	Call Stokes	F 15:23	0-4	0-0	0-0	0	5	2	0	0	0	0	0	0	2	1	0	0	0	0	-5								
1	Destiny Burton	G 02:01	0-0	0-0	0-0	0	0	0	0	0	0	0	0	0	0	0	0	0	0	0	0								
3	Payton Muma	G 02:01	1-1	0-0	0-0	0	0	0	1	0	0	0	0	0	0	0	0	0	0	0	0								
Team						5-2			7-4			0-4																	
Totals			17-56			1-17			13-17			16-20			38-18			49-7			12-4			1-3			-23		

Technical Fouls: NONE

Shooting By Period

1st FG%	29.0	22.2%
2nd FG%	45.8	60.0%
3rd FG%	61.3	61.5%
4th FG%	3.1	27.3%
FT%	87.9	87.9%

Rebounds
1st 12.0, 2nd 16.7%, 3rd 66.7%, 4th 17.3%

Fouls
1st 2.0, 2nd 2.0, 3rd 2.0, 4th 2.0

Other Stats
1st 1.0, 2nd 1.0, 3rd 1.0, 4th 1.0

Team Totals
FG%: 30.0%, 3PT%: 5.9%, FT%: 86.0%

Dead Ball Rebounds: 2, 9

Biggest Lead	GON: 12 (1st 4:08)	OLE: 26 (3rd 0:36)
Best Scoring Run	GON: 12 (1st 2:04)	OLE: 14 (1st 6:33)
Lead Changes	6	
Times Tied	4	
Time with Lead	00:59	36:28

Official Basketball Box Score - Final
UC Irvine at Gonzaga
03/02/22 Hinkle Fieldhouse, Oxford, MS
NCAA Division I Women's Basketball

Game Time: 4:00 PM
Game Duration: 1:50
Attendance: 1,000

UC Irvine - 59 Record: 25-9

NO.	Name	Min	FG		3P		FT		Rebounds		Fouls		TP	AS	TO	ST	Blocks			+/-									
			M	A	M	A	M	A	OR	DR	OR	DR					FF	PF	BS		BA	BL							
24	Navah Dean	F 19:48	0-3	0-2	2-2	1-2	3-3	1-2	1	2	0	0	0	0	0	0	0	0	0	0	-6								
1	Moulayna Johnson Skid	F 30:04	3-13	0-9	1-1	5-7	12-11	9-15	2	2	2	2	0	1	0	0	0	0	0	0	-6								
3	Nikki Tom	G 35:52	1-5	1-4	0-0	1-2	3-3	0-3	0	1	1	0	0	0	0	0	0	0	0	0	-11								
13	Deja Lee	G 33:14	5-14	2-8	1-1	0	1	3-4	13	0	3	0	0	0	0	0	0	0	0	0	-18								
23	Diaba Konate	G 27:36	2-9	1-3	0-0	0	1	1-0	5	2	3	1	0	0	0	0	0	0	0	0	-22								
32	Navah Parkinson	G 24:30	8-10	0-0	2-2	7-3	10-3	4-18	0	1	1	0	1	0	0	0	0	0	0	0	-5								
12	Shirel Nahum	F 19:39	0-3	0-2	0-0	0	0	0-3	1	0	0	0	0	0	0	0	0	0	0	0	-9								
11	Amelia Scharpf	G 06:56	0-2	0-2	0-0	0	0	0-0	0	0	0	0	0	0	0	0	0	0	0	0	-12								
22	Clara Djoko	G 02:22	0-0	0-0	0-0	0	0	0-0	0	0	0	0	0	0	0	0	0	0	0	0	-8								
Team						2-2			4-1			0-2																	
Totals			19-59			4-21			14-18			16-18			34-17			19-56			7-18			8-0			3-19		

Technical Fouls: NONE

Shooting By Period

1st FG%	7.1	53.8%
2nd FG%	26.0	40.0%
3rd FG%	4.7	23.9%
4th FG%	0.0	0.0%
FT%	91.5	20.0%
FT%	1.4	16.7%
FT%	4.6	35.7%
FT%	1.4	25.0%
FT%	9.9	100%
GM FG%	19.59	32.2%
3PT%	4.21	19.0%
FT%	14.18	87.9%

Rebounds
1st 2.0, 2nd 2.0, 3rd 2.0, 4th 2.0

Fouls
1st 1.0, 2nd 1.0, 3rd 1.0, 4th 1.0

Other Stats
1st 1.0, 2nd 1.0, 3rd 1.0, 4th 1.0

Team Totals
FG%: 32.2%, 3PT%: 19.0%, FT%: 87.9%

Dead Ball Rebounds: 1, 0

Biggest Lead	UCI: 11 (1st 1:36)	GON: 20 (4th 6:18)
Best Scoring Run	UCI: 7 (1st 8:37)	GON: 14 (2nd 7:36)
Lead Changes	3	
Times Tied	2	
Time with Lead	13:40	24:01

Official Basketball Box Score - Final
Utah at Gonzaga
03/02/22 Hinkle Fieldhouse, Oxford, MS
NCAA Division I Women's Basketball

Game Time: 7:00 PM
Game Duration: 1:50
Attendance: 1,000

Utah - 56 Record: 22-11

NO.	Name	Min	FG		3P		FT		Rebounds		Fouls		TP	AS	TO	ST	Blocks			+/-	
			M	A	M	A	M	A	OR	DR	OR	DR					FF	PF	BS		BA
22	Jenna Johnson	F 38:12	1-4	1-4	2-2	2-2	4-3	3-3	5	4	0	0	1	0	4	1	0	0	0	0	-11
35	Alessia Pili	F 38:45	12-20	4-7	7-7	4-3	7-4	5-35	1	1	1	1	1	1	1	1	1	1	1	0	-11
2	Ines Vieira	G 40:00	0-5	0-4	0-0	1-2	3-3	1-0	7	3	0	0	0	0	0	0	0	0	0	0	-11
23	Maty Wilke	G 20:32	1-9	1-6	0-0	0	2	2-1	3	2	3	0	1	0	0	0	0	0	0	0	-17



Official Basketball Box Score - Final
Coverage of Texas
 KOSME Media Center, Portland
 11:23:00 (Mountain Standard)

Game Time: 7:00 PM
 Home Attendance: 1,000
 Attendance: 10,100

Officials: James Dickerson, Brian Garard, Tanya Turner

Gonzaga - 47

Record: 33-4

NO.	Name	Min	FG		3P		FT		Rebounds		Fouls		TP	AS	TO	ST	Blocks		+/-	
			M/A	A	M/A	A	O/R	D/R	TOT	FF	FD	BS					SA			
12	Eliza Hollingsworth	F 32:41	2-6	1-2	2-2	2	3	5	3	4	7	1	1	1	1	0	1	0	1	-14
15	Yvonne Ejim	F 25:39	4-10	0-0	6-6	1	4	5	5	6	14	2	4	0	1	1	1	0	1	-10
11	Kayleigh Truong	G 31:30	1-8	0-6	4-4	1	2	3	3	4	6	1	5	1	0	0	0	0	-3	
14	Kaylynn Truong	G 37:11	2-10	1-6	0-0	0	0	0	1	0	5	4	1	2	0	0	0	0	-23	
22	Brynna Maxwell	G 35:49	4-13	2-7	3-4	0	2	2	2	4	13	0	1	6	1	1	1	1	-19	
0	Eshar Lita	15:30	0-1	0-1	0-0	0	0	0	0	0	0	0	2	0	0	0	0	0	-21	
5	Mazd Huijbers	19:39	0-1	0-0	1-2	2	0	2	4	3	1	1	2	1	0	1	0	1	-17	
4	Claire O'Connor	02:01	0-0	0-0	1-2	0	0	0	0	0	1	0	0	0	0	0	0	0	-3	
Team							2	7	9			0								
Totals			13-49	4-22	17-20	8	18	26	18	21	47	9	18	11	2	4	2	4	-22	

Technical Fouls: NONE

Shooting By Period		
1 st	FG%	2-11 18.2%
	3PT%	1-4 25.0%
	FT%	4-4 100%
2 nd	FG%	1-10 10.0%
	3PT%	1-5 20.0%
	FT%	6-8 75%
3 rd	FG%	6-15 40.0%
	3PT%	1-6 16.7%
	FT%	4-4 100%
4 th	FG%	4-13 30.8%
	3PT%	1-7 14.3%
	FT%	3-4 75%
GM	FG%	13-49 26.5%
	3PT%	4-22 18.2%
	FT%	17-20 85.0%
Dead Ball Rebounds: 2.0		

Utah - 69

Record: 23-4

NO.	Name	Min	FG		3P		FT		Rebounds		Fouls		TP	AS	TO	ST	Blocks		+/-
			M/A	A	M/A	A	O/R	D/R	TOT	FF	FD	BS					SA		
5	DeYona Gaston	F 18:12	3-7	0-0	0-2	4	0	0	2	1	6	0	0	0	1	0	0	0	0
23	Aaliyah Moore	F 33:10	5-9	0-1	6-7	4	6	10	2	8	16	8	2	1	0	1	25		25
35	Madison Booker	F 25:48	3-8	0-0	0-0	1	7	8	4	2	6	2	7	0	1	0	10		10
2	Shaylee Gonzales	G 39:38	6-11	3-5	0-0	0	3	3	3	3	15	4	0	2	0	0	23		23
10	Shay Halle	G 38:15	5-7	2-3	0-0	3	3	6	2	0	12	3	5	2	1	0	25		25
20	Khadja Faye	14:53	2-3	0-0	4-4	1	2	3	4	3	8	0	1	2	1	0	15		15
32	Ndjakalenga Mwenentanda	06:27	0-1	0-0	0-0	1	2	3	1	0	0	0	4	0	0	1	2		2
21	Gisella Maul	09:42	0-2	0-1	0-0	0	1	1	0	0	0	0	0	0	0	0	0	0	6
14	Amina Muhammad	13:55	2-4	0-0	2-2	0	2	2	3	1	6	1	0	0	0	0	0	4	4
Team							0	3	3			0							
Totals			26-52	5-10	12-15	10	29	39	21	18	89	16	19	7	4	2	22		22

Technical Fouls: NONE

Shooting By Period		
1 st	FG%	7-16 43.8%
	3PT%	2-4 50.0%
	FT%	2-2 100%
2 nd	FG%	7-11 63.6%
	3PT%	2-3 66.7%
	FT%	3-5 60%
3 rd	FG%	7-14 50.0%
	3PT%	1-2 50.0%
	FT%	2-2 100%
4 th	FG%	5-11 45.5%
	3PT%	0-1 0.0%
	FT%	5-6 83.3%
GM	FG%	26-52 50.0%
	3PT%	5-10 50.0%
	FT%	12-15 80.0%
Dead Ball Rebounds: 1.0		

	GON	UTA
Biggest Lead	3 (1 st 3:03)	25 (4 th 1:50)
Best Shooting Run	8 (3 rd 8:02)	10 (1 st 3:55)
Lead Changes	4	
Times Tied	1	
Time with Lead	03:41	35:05
Points from Turnovers	12	18
Points from Blocked Shots	18	36
Second Chances	7	12
Fast Breaks	7	2
Second Chances	2	14
Period by Period Scoring	GON: 8 8 9 17 12 47	UTA: 16 19 17 15 88




NCAA TOURNAMENT RECAPS

2024 - SWEET 16

Gonzaga secured its 10th West Coast Conference Tournament Championship and returned to the NCAA tournament for the seventh-straight season and 15th time overall. Gonzaga finished the regular season with a program best 32-4 overall record and a perfect 16-0 in WCC play.

The Zags were selected as the No. 4 seed and hosted the first two rounds at the McCarthy Athletic Center. Yvonne Ejim had 25 points and 14 rebounds and No. 4 seed Gonzaga overcame a slow start to roll past UC Irvine 75-56 in the first round of the women's NCAA Tournament to advance to the Second Round to face No. 5 Utah. Kayleigh Truong scored 21 points, Yvonne Ejim added 17 points and 13 rebounds, and fourth-seeded Gonzaga advanced to the Sweet 16, beating No. 5 seed Utah 77-66 in the second round of the NCAA Tournament in Spokane.

Gonzaga went on to play No. 1 Texas in the Portland region for the Sweet 16. The Bulldogs fell to No. 1 seed Texas, 69-47, in the Sweet 16 in the Portland Regional. Yvonne Ejim led Gonzaga (32-4) with 14 points. Brynna Maxwell added 13 points, as the winningest season in school history came to a close.



NCAA TOURNAMENT RECAPS

2023 - FIRST ROUND

Gonzaga returned to the NCAA tournament for the sixth-straight season and 14th time overall. Gonzaga finished the regular season with a 28-5 overall record and a 17-1 mark in WCC play.

The Zags were selected as the No. 9 seed in the Stanford Region of the 2023 NCAA Tournament and were set to face No. 8 Ole Miss.

Against the Rebels, Yvonne Ejim led the Zags with 19 points and eight rebounds in a loss to No. 8 seeded Ole Miss in the opening round of the NCAA Tournament, 71-48. Gonzaga came in shooting 42% from 3-point range and Brynna Maxwell held the second-best 3-point shooting percentage in the nation coming in at 49.43%, but the team finished just 1 for 17 and Maxwell scored four points.



2022 - SECOND ROUND

Gonzaga secured its 10th West Coast Conference Tournament Championship and returned to the NCAA tournament for the fifth-straight season and 13th time overall. Gonzaga finished the regular season with a 27-7 overall record and a 15-3 mark in WCC play.

In the 2022 WCC Tournament Championship, Melody Kempton scored 15 points and Gonzaga defeated No. 15 BYU 71-59. It was a big turnaround for second-seeded Gonzaga, which dropped two games to the top-seeded Cougars in the regular season. Gonzaga defeated the Cougars in the championship game last year, 43-42, on a basket as time expired.

The Zags were selected as the No. 9 seed in the Louisville Region of the 2022 NCAA Tournament and were set to face No. 8 Nebraska.

In the opening round, Kayleigh Truong scored a career-high 20 points to lead Gonzaga to a 68-55 victory over Nebraska. Truong, a junior guard, scored 15 of her points in the second half, and those came after she landed awkwardly in a second quarter collision with Nebraska's Jaz Shelley. That caused her to miss the final five minutes of the first half. While Nebraska couldn't dictate the tempo, Gonzaga controlled the boards. In winning their sixth straight, the Bulldogs, who came into the contest with the country's sixth-best rebounding margin (10.3 per game), outrebounded the Huskers 40-33.

In the Second Round of the NCAA Tournament, the Bulldogs faced No. 1-Seeded Louisville in the KFC Yum! Center. Three Zags scored in double figures, led by junior Kayleigh Truong for the second game in a row, with 14 points. Senior Melody Kempton was right behind her with 13 points as senior Cierra Walker also scored 10. Both Walker and Kempton recorded a team-high six rebounds. The Bulldogs came up just short of the No. 1 team, 68-59, after erasing a 14-0 deficit in the first quarter. Overall, Gonzaga outrebounded the Cardinals, 40-31. The Bulldogs also scored 28 points in the paint and had 19 points come from off the bench. The Zags finish the season at 27-7, marking Fortier's seventh season with 20 or more wins.



NCAA TOURNAMENT RECAPS

2021 - FIRST ROUND

Gonzaga secured its 16th regular-season West Coast Conference Championship in the last 17 seasons and returned to the NCAA tournament for the fourth-straight season and 12th time overall. Gonzaga finished the regular season with a 21-3 overall record and a 16-1 mark in WCC play. The 2020-21 squad became the first in program history to be ranked every single week of the season (including preseason), climbing to as high as No. 14/13.

The 2020-21 season was unlike any other as Gonzaga and the rest of the NCAA navigated the COVID-19 pandemic. Miraculously, GU had only two cancellations on the season--both of which were cancelled due to COVID-19 protocols in opposing team programs--while having to reschedule one game. With a 21-3 mark heading into the WCC Tournament and a No. 1 seed, GU handled No. 4-seeded Santa Clara 72-62 in the semifinals to advance to the tournament championship after a one-year hiatus. The Zags were set to face a familiar foe in the finals in BYU. However, a wave of gastroenteritis slammed the squad overnight, affecting six players, two managers and an assistant coach.

Both Jill Townsend and Cierra Walker felt well enough to suit up, but the Zags were far from 100 percent. The Bulldogs overcame an array of obstacles and a rough shooting performance to upend No. 2-seeded BYU at the buzzer. A pivotal offensive rebound from freshman Yvonne Ejim and the following jump ball gave the Zags the ball with 0.6 seconds remaining. Kayleigh Truong found Townsend on the cut who calmly sunk the 15-foot jumper as time expired over the outstretched hands of BYU's 6-foot-7 center. For the first time since 2018 the Zags had secured the automatic qualifying bid to the NCAA Tournament.

The Zags were selected as the No. 5 seed in the Mercado Region of the 2021 NCAA Tournament, tying their highest seed ever, and were set to face No. 12 Belmont. This season's tournament was unlike any other; due to COVID-19, the NCAA hosted all 64 teams at one site: San Antonio. The programs were required to arrive six days prior to their first game, and upon arrival, they were required to quarantine for 36 hours. Players, coaches and staff were not allowed to leave the 'bubble' as it came to be known throughout their duration in San Antonio.

Gonzaga faced No. 12 Belmont in the First Round, hosted by Texas State in San Marcos, Texas, on March 22. Despite a dominating effort on the glass, 37-18, and a 17-point effort from Townsend, Gonzaga committed 20 turnovers to Belmont's six, while the Bruins converted those turnovers into 25 points. The Zags cut the lead to two (57-55) with 3:58 to go, and again with 46 seconds remaining. But Belmont responded to hold on to the 64-59 victory.



2020 - NCAA TOURNAMENT CANCELLED DUE TO COVID-19

The 2019-20 season was shaping up to be quite possibly one of the best in program history. During the regular season, Gonzaga burst into the national polls following an overtime loss at No. 3 Stanford and remained in the Top 25 for the entirety of the season. Late in the year, GU rose to its highest regular-season ranking ever, coming in at No. 11 in the Associated Press Top 25 and No. 10 in the USA Today/WBCA Coaches Poll. The nation was taking note. In both NCAA Division I Women's Basketball Committee Top-16 reveals, the Zags were projected as a No. 3 seed in the 2020 NCAA Tournament; this meant the Zags would host the First and Second Rounds inside the McCarthy Athletic Center for the first time since the NCAA announced in 2014-15 that only the top 16 seeds are eligible to host.

Despite a speed bump loss in the West Coast Conference semifinals to eventual champion Portland, the Zags were still slated to host, this time as a No. 4 seed. However, days later, the entire NCAA Tournament and remaining conference tournaments were cancelled due to the COVID-19 pandemic. Gonzaga's historic season came to a close with a 28-3 final record and a projected No. 3/4 seed in the 2020 NCAA Tournament that never came to be.



2025-26 GONZAGA WOMEN'S BASKETBALL RECORD BOOK

2019 - SECOND ROUND

Gonzaga secured its 14th regular-season West Coast Conference Championship in the last 15 years and returned to the NCAA Tournament for the third-straight season and 11th time overall. Lisa Fortier continued to break her own records, securing the WCC Coach of the Year for the fourth time in her first five seasons, extending her previous record of the award. Gonzaga finished the regular-season with a program-record 27-3 mark and a 16-2 record in WCC play, in addition to reaching new heights nationally with a program-best No. 12 ranking in the Associated Press poll and a No. 11 ranking in the USA Today/WBCA Coaches Poll.

The Zags earned their second at-large bid, securing their highest seed to date at No. 5 and faced No. 12-seeded Arkansas-Little Rock (UALR) in the first round at Gill Coliseum in Corvallis, Ore. The Bulldogs started off hot, racing out to a 16-0 lead in the first six minutes, and they never looked back. Gonzaga defeated UALR 68-51 to earn their first NCAA Tournament win since 2015. Zykeria Rice led all scorers with 18 points off 8-of-14 from the floor to go along with six rebounds while Katie Campbell set a new Bulldog NCAA Tournament record with five made treys for 15 points; the junior added seven boards, two blocks and an assist in the win. The Bulldogs dominated the glass 43-27 while outscoring the Trojans 24-20 in the paint to win their first NCAA Tournament game since 2015.

Gonzaga faced No. 4 Oregon State in the second round in a back-and-forth tight matchup. Neither team led by more than eight, and the game featured 10 ties and nine lead changes. The Zags led for over 25 minutes of the game with a slight 34-32 halftime lead. With 3:26 to go in the final quarter and the game tied 59-all, Oregon State put together an 8-2 run to take a six-point lead (67-61) with 49 seconds to go. The Zags were unable to counter the run and fell 76-70. Rice led all scorers with 20 points while Chandler Smith added 13. Jessie Loera and Jenn Wirth also finished in double-figures with 11 and 10 points, respectively.



2018 - FIRST ROUND

The Zags won their 13th regular-season West Coast Conference Championship in 14 years and their seventh WCC Tournament Title in 10 years, as the Bulldogs went back to the NCAA Tournament for the second-straight year and ninth time in 10 years, and 10th time overall. Lisa Fortier was tabbed the WCC Coach of the Year for the third time in her first four years, the first coach in conference history to achieve that. The Zags went 17-1 in WCC action setting a new conference record.


Gonzaga earned a 13-seed for the first time in program history in the NCAA Tournament and faced fourth-seeded Stanford on their home floor in the first round. Jill Barta led all scorers with 21 points, hitting three threes and going six-for-six from the line. Laura Stockton scored 14, going five-of-seven from the field. Jessie Loera scored 12 points, all in the first half. The Zags attacked to get to the foul line, hitting 17-of-19 attempts, and forced 18 turnovers, but Stanford built their lead through the first three quarters and won 82-68.



2017 - FIRST ROUND

After winning their 12th regular-season West Coast Conference Championship in 13 years and storming to their sixth WCC Tournament Title in nine years, the Bulldogs returned to the NCAA Tournament for the eighth time in nine years, and ninth time overall. Lisa Fortier was named WCC Coach of the Year for the second time in her first three years, the first GU coach to do that, and Jill Barta was chosen as the WCC Tournament MOP after a tournament-record 37 points in the championship game.

The Bulldogs entered the NCAA Tournament as an 11th-seed for the fourth time, holding a 7-3 record under that seed in tournament history. GU fell to sixth-seeded Oklahoma 62-75 in Seattle, Wash. in the first round, the first time they did not advance as an 11 seed. Laura Stockton shined in her first NCAA Tournament game with 14 points, four assists, and three steals. The Bulldogs tied their single-game tournament record with 44 rebounds, a nine-rebound advantage over the larger Sooners.



2015 - SWEET SIXTEEN

After sweating out Selection Sunday, the 2014-15 Gonzaga women's basketball team saw their name and their matchup on the bracket. They then reeled off another incredible run in the NCAA Tournament. For the seventh and eighth time, GU won NCAA Tournament games as a double-digit seed, the most in NCAA history. No other women's team has more than four wins as a 10-seed or lower. The Zags boast the second-best record of any NCAA Division I team, men's or women's, as a double-digit seed in the NCAA Tournament: 8-6.

Prior to their upset NCAA Tournament victories, and 11th straight West Coast Conference regular-season title, the Bulldogs reeled off 16 straight victories, the fifth-longest win streak in program history. The 2014-15 Zags were the first team in West Coast Conference history to start league play with a 15-0 record.

Gonzaga, the 11-seed, opened the NCAA Tournament with an 82-69 upset win over sixth-seeded George Washington. Sunny Greinacher and Keani Albanez both finished with 19 points, and the Zags held George Washington to just 29 percent shooting from the field.

The Bulldogs then stunned third-seeded Oregon State on its own court, 76-64. Paced by a career-high 19 points from redshirt freshman Emma Wolfram, GU silenced a large boisterous crowd in Corvallis. Gonzaga led by as many as 12 points midway through the second half, but Oregon State tied the game at 64. That would be the last points the Beavers would score as Gonzaga had the game's final 12 points.

The Zags advanced to their fourth Sweet 16, and a trip back home to play inside the Spokane Arena against fifth-ranked nationally Tennessee. Gonzaga led for the majority of the game over the second-seeded Volunteers in front of nearly 9,000 raucous fans. The Bulldogs led by 17 points with just over six minutes left in regulation. But, Tennessee proved its ranking and matched its largest-ever comeback in an NCAA Tournament game to force overtime. The Lady Vols pulled away and held off the valiant effort from the Zags.



2014 - FIRST ROUND

The Gonzaga University women's basketball earned their sixth-straight bid to the NCAA Tournament, and seventh time in the last eight seasons. The Bulldogs won the West Coast Conference Tournament Championship for the sixth time in eight years, earning the automatic bid to the NCAA Tournament. Kelly Graves was named the WCC Coach of the Year, and Sunny Greinacher was named the WCC Tournament Most Outstanding Player as a junior.


The Bulldogs received their highest seed ever in the NCAA Tournament as a six-seed. Gonzaga traveled to College Station, Texas for its first round meeting with James Madison. In the second meeting all-time between the programs, JMU held off the Zags to advance. It marked the second-straight season that GU fell in the first round. Gonzaga was led by Greinacher's 17 points and eight rebounds. Haidon Palmer finished her phenomenal career with 14 points and game-high seven assists. Keani Albanez added 12 points.



2013 - FIRST ROUND

The 2012-13 season saw the Gonzaga University women's basketball team earn a bid to the NCAA Tournament for the fifth-straight year and for the sixth time in seven years. The Bulldogs won the West Coast Conference Tournament Championship for the fifth time in seven years, earning the automatic bid to the NCAA Tournament. Senior Taelor Karr was named WCC Player of the Year, junior Haiden Palmer was tabbed WCC Tournament Most Valuable Player and Kelly Graves garnered WCC Coach of the Year accolades.

The Bulldogs, who were seeded 12th in the NCAA Tournament, dropped a hard-fought 72-60 decision to No. 5 seed Iowa State University in the first round of the NCAA Tournament, hosted at the McCarthey Athletic Center. It was the first time since 2007 - the Zags inaugural appearance in the Big Dance - that they fell in the first round. Gonzaga was led by junior Haiden Palmer with 14 points, 10 steals and four assists. Senior Taelor Karr closed out her stellar career with 15 points, seven rebounds, and two assists.



2012 - SWEET SIXTEEN


The 2011-12 Gonzaga University women's basketball team once again took Spokane and the nation on a historic ride. The Zags made history earning their first at-large bid to the NCAA Tournament, their fourth-straight overall and fifth in six years. The Bulldogs won their unprecedented eighth-straight West Coast Conference regular-season title with a 14-2 mark but fell in the championship game of the league tournament.

Gonzaga, the No. 11 seed for the second-consecutive year, again hosted the first and second rounds of the NCAA Tournament. With two sold out and boisterous crowds behind them, the Bulldogs upset No. 6 seed Rutgers 86-73 in the First Round behind 20-plus point games by both senior Kayla Standish (23 points) and sophomore Haiden Palmer (21 points) and knocked off No. 3 Miami 65-54 in the Second Round behind a 19-point performance by Standish and a 16 point outing by fellow classmate Katelan Redmon to reach the Regional Semifinals for the third consecutive year.

After their victory over the Hurricanes, Gonzaga headed east to Kingston, R.I. for its Sweet Sixteen match up with the University of Kentucky. Their memorable ride came to an end with a 79-62 setback to No. 2 seed Kentucky.



2011 - ELITE EIGHT



The 2010-11 Gonzaga University women's basketball team took Spokane and the nation on a pretty spectacular ride. The Bulldogs, who won their seventh-straight West Coast Conference regular-season title with another perfect 14-0 mark and won their third WCC Tournament title in four years, made fans around the nation with their improbable run in the 2011 NCAA Tournament, that ended in the Elite Eight.

Gonzaga, who was seeded No. 11 in the NCAA Tournament, hosted the first and second rounds of the tournament in the McCarthey Athletic Center. With two sold out crowds behind them the Zags defeated the No. 6 seed University of Iowa 92-86 in the First Round on a 34-point performance by senior Courtney Vandersloot and a 30-point outing by junior Kayla Standish, and then defeated No. 3 UCLA 89-75 in the Second Round to gain a spot in the Sweet Sixteen for the second-consecutive year. Another highlight of GU's win over the Bruins, seeing Vandersloot become the first player in NCAA Division I history to score 2,000 points and dish out 1,000 assists in their career.

After defeating UCLA, Gonzaga had a short trip to the Spokane Arena for its Sweet Sixteen game versus No. 7 seed Louisville. With 11,000 fans backing them against the Cardinals, the Bulldogs good fortunes continued with a 76-69 victory.

Gonzaga's great run finally came to an end when No. 1 seed Stanford University used its size advantage to win the Elite Eight match-up 80-63.

2010 - SWEET SIXTEEN

Gonzaga's 2009-10 season was a historic one. GU won its unprecedented sixth-straight West Coast Conference regular-season title, earned its second-straight, and third in four years, trip to the NCAA Tournament after winning the WCC Tournament handily, and advanced to the Sweet Sixteen of the NCAA Tournament - the then-first such appearance in school history. Overall the Zags finished 29-5 overall, had a perfect 14-0 mark in conference play, and finished No. 12 in the final Top-25 poll.

Gonzaga was seeded No. 7 in the NCAA Tournament, its highest seed in school history. It faced No. 10 University of North Carolina, a member of the Atlantic Coast Conference (ACC), in the First Round in Seattle, Wash. Senior Tiffanie Shives was a huge reason the Bulldogs pulled off the victory over the Tar Heels. Scoreless for 31 minutes, Shives scored 14 of her 16 points in a crucial five-minute stretch of the second half, including hitting four-straight three-pointers, the help GU hold off UNC for a wild 82-76 win. The Bulldogs' reward for winning the track meet and earning their second tournament win in school history was a rematch with No. 2 seed Texas A&M in the Second Round. The Aggies had defeated the Zags 80-76 earlier in the season in Las Vegas.

Twenty minutes in December made Gonzaga fearless in March; no one more than senior Vivian Frieson. And because of Frieson, the Bulldogs made a trip to the Regional Semifinals. Gonzaga's do-everything forward scored 23 points, including the go-ahead 12-footer with 17 seconds left, to lead the Zags to a 72-71 upset win over second-seeded Texas A&M in the Second Round. The win was Gonzaga's 20th-straight, its last loss coming to the same Aggies three months prior in Las Vegas.

The historic season came to an end in the Sweet Sixteen as Xavier University won a rematch of the 2009 NCAA Tournament, 74-56. Sophomore Katelan Redmon scored 14 points and junior Courtney Vandersloot dished out 11 assists in the Zags loss.



2009 - SECOND ROUND

The Bulldogs had an unprecedented year in 2008-2009. Gonzaga won its fifth-straight West Coast Conference regular-season title, earned its second-ever trip to the NCAA Tournament after winning the WCC Tournament for the second time in three years and advanced to the Second Round of the NCAA Tournament for the first time in school history. Overall the Zags finished with a 27-7 mark, one win shy of tying the school record, and had a 12-2 record in conference action.

Gonzaga, seeded No. 12 in the NCAA Tournament, upset No. 5 Xavier University 74-59. Showing the savvy of an experienced tournament team - not one making just its second appearance ever - Gonzaga imposed its pace on Xavier's defense that was sixth best in the country at the time, allowing 53 points per game. Juniors Heather Bowman and Vivian Frieson, along with sophomore Courtney Vandersloot led the way for GU in their stunning First Round victory. Bowman scored a team-high 23 points, while Frieson added 17 points, three blocks, and three assists. Vandersloot, the West Coast Conference Player of the Year, finished with 15 points and dished out 11 assists.

The Bulldogs battled with No. 4 Pittsburgh to the last minute but unfortunately fell to the Panthers 65-60. Vandersloot led the Bulldogs with 18 points, seven assists, and seven rebounds. Bowman, the Bulldogs' leading scorer, battled her way to 15 points.



2007 - FIRST ROUND

The 2007 season is not one that will be forgotten any time soon. The Zags finally got the monkey off their backs and won their inaugural West Coast Conference Tournament Championship, earning an automatic bid to the NCAA Tournament; their first-ever appearance. Gonzaga also won its third-straight WCC regular season title with an impressive 13-1 record. Stephanie Haw was named WCC Co-Player of the Year; Heather Bowman WCC Newcomer of the Year, and Kelly Graves garnered WCC Co-Coach of the Year.

The Bulldogs, who were seeded 12th in the NCAA Tournament, dropped a tough decision to Middle Tennessee State University in the first round of the NCAA Tournament hosted by Stanford University. Gonzaga was led in the game by then-senior and future director of basketball operations Michelle (Elliott) Clark. Clark scored 17 points, hitting 4-of-5 shots and sinking 7-of-9 from the charity stripe. Kate Ridenour added 10 points.



WNIT APPEARANCES

1987-88 WCC CHAMPIONS

In only its second year of NCAA Division I competition Gonzaga won its first West Coast Conference title posting an 11-3 record in league play. The team finished the season 18-9 overall including a seven-game win streak to open WCC play. The team was led by All-WCC performers Tammy Tibbles and Carla Curfman, both players graduating among the school's all-time leading scorers.

1993-94 WNIT TEAM

The Bulldogs posted a school-record 21 wins en route to the school's inaugural NCAA Division I postseason appearance. Gonzaga would go 1-2 in the WNIT Tournament in Amarillo, Texas - finishing in seventh place in the old tournament format. The team was led by First Team All-WCC selections Ivy Safranski and Juanita Rivera, both players graduating among the school's all-time leading scorers.

2003-04 WNIT TEAM

Gonzaga returned to the post-season for the first time in 10 years as the Bulldogs posted an 18-12 record to finish second in the WCC. Gonzaga advanced to the WCC Tournament championship game, losing by three points to regular-season champion Loyola Marymount. The Bulldogs lost in the first round of the WNIT, dropping a 69-64 decision at Oregon State. The team was led by First Team All-WCC selections Ashley Burke and Shannon Mathews, both juniors at the time.

2004-05 WNIT TEAM

Much like the Bulldogs men's team in 1999, the Gonzaga women captured the hearts of Spokane as they made a magical run through the West Coast Conference that was capped by a second-straight postseason berth. Gonzaga ran off a 23-game win streak that was the longest in the nation ending in the WCC Tournament Championship game at Santa Clara. Along the way GU became only the second team to finish with a perfect WCC record and earned the school's first national ranking in both the Associated Press and WBCA Coaches poll. The season ended in the second round of the Women's NIT at eventual champion Southwest Missouri State. The season was also highlighted by Shannon Mathews earning WCC Player of the Year honors along with Honorable Mention All-America honors.

2007-08 WCC CHAMPIONS/2008 WNIT SECOND ROUND

The 2008 season didn't end like many envisioned, but it was none-the-less another successful year. The Gonzaga Bulldogs rolled through West Coast Conference action, finishing with a 13-1 overall mark to win its four-straight title. The Zags, seeded first in the WCC Tournament, fell in the finals to host San Diego. Gonzaga didn't earn a bid into the NCAA Tournament but had a spot in the WNIT. GU's season came to an end in the second round of the WNIT with a setback to the University of Colorado. Gonzaga closed out the year with a 25-9 overall record.

2016 WNIT SECOND ROUND

The 2015-16 Bulldogs clinched their 10th consecutive postseason berth despite a season plagued with injuries. After a loss in the WCC quarterfinals, Gonzaga received an at-large selection to the Women's National Invitation Tournament. The Zags were matched up with the Big West Conference regular season champions, UC Riverside, in the first round. GU cruised to an 88-54 victory in the Kennel. The Bulldogs matched their season-high point total by shooting a season-high 56.1 percent from the field. Gonzaga gave up season-high 92 points in a 15-point second round loss to Utah in Spokane.

WBIT APPEARANCES

2024-25 WBIT QUARTERFINALS

The 2024-25 Bulldogs were co-regular season champions in the West Coast Conference. After a loss in the WCC semifinals, Gonzaga received an at-large selection to the Women's Basketball Invitation Tournament, which began in 2024. The No. 4-seeded Zags were matched up with University of Texas-San Antonio (UTSA) in the first round, with Gonzaga rolling 67-51 in the Kennel. Yvonne Ejim had 24 points and 16 rebounds. In the second round, the Bulldogs traveled to Boulder, CO, where they beat Colorado 64-55. Ejim and Allie Turner paced the Zags with 15 points each. Turner hit three triples to eclipse 100 threes in her freshman season, a first in school history. Gonzaga faced Minnesota in the quarterfinals, falling in overtime, 82-77. Ejim had 27 points and 15 rebounds in the final game of her record-breaking career. The Bulldogs concluded the season with a 24-11 record.

ALL-TIME TOURNAMENT RESULTS

1986-87

Dial Classic (Pullman, WA)	1-1 (2nd)
Bulldog Invitational (Spokane, WA)	1-1 (2nd)
Northern Lights (Anchorage, AK)	1-2 (7th)

1987-88

Wheatland Classic (Cheney, WA)	1-1 (3rd)
--------------------------------	-----------

1988-89

Boise State Tournament (Boise, ID)	1-1 (3rd)
Bulldog Invitational (Spokane, WA)	1-1 (2nd)
Wheatland Classic (Moscow, ID)	0-2 (4th)

1989-90

Mark IV Classic (Moscow, ID)	1-1 (3rd)
Wheatland Classic (Spokane, WA)	0-2 (4th)

1990-91

Coors Classic (Boulder, CO)	0-2 (4th)
Wheatland Classic (Pullman, WA)	1-1 (2nd)

1991-92

Wheatland Classic (Cheney, WA)	0-2 (4th)
Titan Classic (Fullerton, CA)	0-2 (4th)

1992-93

Thanksgiving Classic (Moscow, ID)	1-1 (3rd)
-----------------------------------	-----------

1993-94

BYU Holiday Classic (Provo, UT)	1-1 (2nd)
---------------------------------	-----------

1994-95

G-T Classic (Corvallis, OR)	1-1 (2nd)
-----------------------------	-----------

1995-96

Cablevision Classic (Lincoln, NE)	0-2 (4th)
-----------------------------------	-----------

1996-97

Gate City Shootout (Pocatello, ID)	1-1 (3rd)
Dial Classic (Pullman, WA)	0-2 (4th)

1998-99

Wells Fargo Classic (Tucson, AZ)	1-1 (3rd)
----------------------------------	-----------

1999-00

SW Airlines Classic (Albuquerque, NM)	1-1 (3rd)
---------------------------------------	-----------

2000-01

Pacific Bell Classic (San Diego, CA)	1-1 (3rd)
--------------------------------------	-----------

2001-02

American Dream Classic (Pocatello, ID)	1-1 (2nd)
Great Alaska Shootout (Anchorage, AK)	1-1 (2nd)

2002-03

Wahine Rainbow Classic (Honolulu, HI)	0-3 (8th)
---------------------------------------	-----------

2003-04

Hawkeye Challenge (Iowa City, IA)	1-1 (3rd)
Seattle Times Classic (Seattle, WA)	1-1 (3rd)

2004-05

Thanksgiving Classic (Albuquerque, NM)	1-1 (2nd)
Wells Fargo Holiday Classic (Tempe, AZ)	1-1 (2nd)

2005-06

Paradise Jam (St. Thomas - U.S. Virgin Islands)	0-3 (4th)
Jahn Ascuaga's Nugget Classic (Reno, NV)	2-0 (1st)

2006-07

Hawaiian Airlines Rainbow Wahine Classic (Honolulu, HI)	1-2 (4th)
---	-----------

2007-08

Verizon Wireless/ASU Classic (Tempe, AZ)	0-2 (4th)
--	-----------

2008-09

WBCA Classic (Milwaukee, WI)	2-1 (1st)
------------------------------	-----------

2009-10

Las Vegas Holiday Hoops Classic (Las Vegas, NV)	0-2 (3rd)
---	-----------

2010-11

Rainbow Wahine Showdown (Honolulu, HI)	2-1 (5th)
Holiday Hoops Classic (Seattle, WA)	1-1 (2nd)

2011-12

Las Vegas Holiday Hoops Classic (Las Vegas, NV)	2-0 (1st)
---	-----------

2012-13

Hardwood Tournament of Hope (Puerto Vallarta, Mexico)	2-1 (3rd)
---	-----------

2013-14

Preseason WNIT (Spokane, WA/Norman, OK)	2-1 (3rd)
---	-----------

2014-15

South Point Thanksgiving Shootout (Las Vegas, NV)	0-2 (6th)
---	-----------

2015-16

Hall of Fame Challenge (Spokane, WA and Uncasville, CT)	2-2 (5th)
---	-----------

2016-17

Paradise Jam (St. Thomas, U.S.V.I.)	1-2 (3rd)
-------------------------------------	-----------

2017-18

Play4Kay Showcase (Las Vegas, NV)	1-2 (6th)
-----------------------------------	-----------

2018-19

Vancouver Showcase (Vancouver, B.C.)	2-1 (5th)
--------------------------------------	-----------

2019-20

Gulf Coast Showcase (Esteros, FL)	3-0 (1st)
-----------------------------------	-----------

2020-21

Bad Boy Mowers Crossover Classic (Sioux Falls, SD)	1-1 (2nd)
Holiday Hoops Classic (Las Vegas, Nev)	2-0 (1st)

2021-22

Rainbow Wahine Showdown (Honolulu, Hawaii)	3-0 (1st)
--	-----------

2022-23

Battle for Atlantis (Paradise Island, Bahamas)	2-1 (3rd)
--	-----------

2023-24

Betty Chancellor Classic (Katy, TX)	2-1 (2nd)
-------------------------------------	-----------

2024-25

Paradise Jam (St. Thomas - U.S. Virgin Islands)	0-3 (4th)
---	-----------

SERIES RECORDS VERSUS OPPONENTS

Air Force	1-0	Michigan	0-1	South Dakota	1-0
Alabama	1-0	Michigan State	0-1	South Dakota State	1-3
Alaska Anchorage	1-2	Middle Tennessee State	1-1	Southern California	2-3
Alaska-Fairbanks	3-3	Minnesota	0-1	South Carolina	1-0
American	0-2	Mississippi	1-2	Southern Utah	3-1
Arizona	1-0	Missouri-Kansas City	0-1	Stanford	3-13
Arizona State	0-4	Missouri State	3-2	Stephen F. Austin	2-0
Baylor	1-1	Monmouth	1-0	Tennessee	1-4
Belmont	0-2	Montana	19-17	Tennessee-Chattanooga	0-1
Biola	0-1	Montana State	13-10	Tennessee-Martin	2-0
Boise State	6-13	Montana State-Billings	1-1	Texas	0-1
Brigham Young	22-15	Montana State-Northern	2-0	Texas A&M	1-1
Butler	1-0	Montana Tech	1-2	Texas Christian	1-0
California	1-1	Navy	0-1	Texas Pan American	1-0
California Lutheran	1-0	Nebraska	0-1	Texas Southern	2-0
Cal Poly	1-2	Nevada	3-1	Texas Tech	0-1
Cal State Bakersfield	1-0	New Mexico	2-1	Toledo	1-0
Cal State Fullerton	5-2	New Mexico State	0-2	UALR	1-0
Cal State Northridge	1-0	New Orleans	0-1	UC Davis	4-1
Carroll	4-0	Nicholls State	1-0	UC Irvine	3-1
Central Washington	17-2	North Alabama	1-0	UCLA	2-0
Colgate	4-0	North Carolina	1-2	UC Riverside	8-1
Colorado	1-3	North Carolina Central	1-0	UC Santa Barbara	1-2
Colorado State	1-2	North Dakota	2-0	UNLV	1-1
Concordia (Oregon)	2-0	North Florida	1-0	U.S. International	0-1
Davidson	0-1	Northeast Louisiana	1-0	Utah	5-5
Dayton	4-0	Northern Colorado	1-0	UTSA	1-0
Denver	1-2	Northwestern	1-1	Utah Valley State	2-2
DePaul	0-1	Northwestern State	1-0	Virginia	1-0
Eastern Illinois	1-0	Northwest Nazarene	1-0	Warner Pacific	2-0
Eastern Michigan	1-0	Notre Dame	0-2	Washington	3-17
Eastern Oregon	3-0	Ohio State	1-1	Washington State	13-20
Eastern Washington	38-13	Oklahoma	0-2	Weber State	2-4
Fairfield	1-0	Oregon	0-8	West Virginia	1-0
Florida State	0-2	Oregon State	2-5	Western Illinois	1-0
Fordham	0-1	Pacific	24-5	Western Kentucky	1-0
Fresno State	0-1	Pacific (Ore.)	1-0	Western Montana	3-0
George Washington	1-0	Pacific Lutheran	3-0	Western Washington	7-11
Georgia	1-0	Pepperdine	53-33	Whitman	2-0
Grand Canyon	1-0	Pittsburgh	0-2	Whitworth	17-2
Hawai'i	1-3	Portland	65-29	Winthrop	2-0
Hofstra	1-0	Portland State	15-6	Wisconsin	2-1
Houston	0-1	Presbyterian	1-0	Wyoming	10-1
Idaho	16-15	Providence	1-0	Xavier	1-1
Idaho State	7-2	Puget Sound	7-0	Yale	1-0
Illinois State	1-0	Purdue	1-2		
Iowa	1-2	Queens (Char.)	1-0		
Iowa State	0-1	Radford	1-0		
James Madison	0-2	Rice	2-0		
Kentucky	0-1	Rutgers	2-0		
Kent State	1-0	Sacramento State	4-2		
Lewis-Clark State	12-4	Saint Francis	2-0		
Liberty	1-0	Saint Joseph's	2-0		
Linfield College	1-0	Saint Mary's	55-29		
Long Beach State	1-0	St. Martin's	10-2		
Louisiana-Monroe	1-0*	San Diego	61-23		
Louisville	2-3	San Diego State	0-3		
Loyola Marymount	59-21	San Francisco	55-28		
Maine	1-0	San Jose State	3-1		
Marquette	1-3	Santa Clara	52-30		
Maryland	0-1	Seattle Pacific	7-1		
Memphis	1-0	Seattle	10-4		
Miami (Fla.)	1-1	Simon Fraser	5-4		

Bold - 2024-25 opponents

* - formerly Northeast Louisiana

Includes records from NAIA and Division I (NAIA from 1980-1986) (Division I from 1986-Present)

ALL-TIME SERIES

Air Force (1-0)

2016 W 88-35 H
 Home: 1-0
 Away: 0-0
 Neutral: 0-0
 Current GU Streak - Won 1

Alabama (1-0)

2023 * W 68-58 N
 * *Betty Chancellor Classic (Katy, TX)*
 Home: 0-0
 Away: 0-0
 Neutral: 1-0
 Current GU Streak - Won 1

Alaska-Anchorage (1-2)

1981 L 67-81 A
 1981 L 62-80 A
 2002 # W 98-45 A
 # *Great Alaska Shootout (Anchorage, AK)*
 Home: 0-0
 Away: 1-2
 Neutral: 0-0
 Current GU Streak - Won 1

Alaska-Fairbanks (3-3)

1981 L 73-79 H
 1981 L 65-73 H
 1982 W 67-64 H
 1982 W 80-53 H
 1983 W 75-68 A
 1983 L 75-68 A
 Home: 2-2
 Away: 1-1
 Neutral: 0-0
 Current GU Streak - Lost 1

American University (0-2)

2000 * L 64-65 (ot) N
 2015 @ L 56-59 N
 * *Lobo Classic (Albuquerque, NM)*
 @ *South Point Thanksgiving Shootout (Las Vegas)*
 Home: 0-0
 Away: 0-0
 Neutral: 0-2
 Current GU Streak - Lost 2

Arizona (1-0)

2023 * W 81-69 N
 * *Jerry Colangelo Hall of Fame Series (Phoenix, AZ)*
 Home: 0-0
 Away: 0-0
 Neutral: 1-0
 Current GU Streak - Won 1

Arizona State University (0-4)

1999 * L 52-96 A
 2005 * L 58-77 A
 2007 L 61-81 H
 2008 L 60-78 A
 * *Wells Fargo Holiday Classic (Tempe, AZ)*
 Home: 0-1
 Away: 0-3
 Neutral: 0-0
 Current GU Streak - Lost 4

Baylor University (1-1)

1985 * W 78-70 N
 2010 & L 49-70 N

* *UC Irvine Tournament (Irvine, CA)*
 & *Las Vegas Holiday Hoops Classic (Las Vegas, NV)*
 Home: 0-0
 Away: 0-0
 Neutral: 1-1
 Current GU Streak - Lost 1

Belmont (0-2)

2018 * L 63-71 N
 2021! L 59-64 N
 * *Play4Kay Showcase (Las Vegas, NV)*
 * *NCAA First Round (San Marcos, TX)*
 Home: 0-0
 Away: 0-0
 Neutral: 0-2
 Current GU Streak - Lost 2

Biola University (0-1)

1982 L 59-75 H
 Home: 0-1
 Away: 0-0
 Neutral: 0-0
 Current GU Streak - Lost 1

Boise State University (6-13)

1986 L 52-55 A
 1987 W 61-51 H
 1988 L 59-63 A
 1989 * L 59-65 A
 1990 L 48-79 A
 1991 W 49-47 A
 1992 L 80-84 H
 1993 L 69-75 A
 1995 L 71-76 H
 1996 L 82-86 A
 1997 L 45-76 H
 1998 L 65-75 A
 1999 L 49-68 H
 2000 L 56-69 A
 2001 W 72-60 H
 2002 L 59-71 A
 2003 W 82-55 H
 2004 W 75-54 A
 2005 W 61-59 A
 * *BSU Tournament (Boise, ID)*
 Home: 3-4
 Away: 3-9
 Neutral: 0-0
 Current GU Streak - Won 3

Brigham Young University (22-15)

1984 # L 63-80 H
 1994 @ W 75-67 A
 2000 L 58-77 A
 2001 L 57-74 H
 2005 \$ W 71-57 H
 2011 W 91-64 H
 2012 * L 40-70 A
 2012 * W 77-60 H
 2012! L 66-78 N
 2013 * W 74-59 H
 2013 * W 66-55 A
 2013! W 62-43 N
 2014 * W 68-42 H
 2014 * L 52-62 A
 2014! W 71-57 N
 2015 * W 78-62 H
 2015 * W 73-66 A

2015! L 55-61 N
 2016 * L 54-58 A
 2016 * W 73-55 H
 2017 * W 87-52 H
 2017 * L 63-71 A
 2018 * W 84-70 A
 2018 * W 62-37 H
 2019 * L 68-70 A
 2019 * L 66-64 H
 2019! L 82-68 N
 2020 * W 55-43 A
 2020 * W 59-44 H
 2021 * W 63-56 H
 2021 * L 56-61 A
 2021! W 43-42 N
 2022* L 50-62 H
 2022* L 39-63 A
 2022! W 71-59 N
 2022* W 67-58 H
 2023* W 58-51 A
 # *Bulldog Invitational (Spokane, WA)*
 @ *Holiday Classic (Provo, UT)*
 \$ *Women's NIT 1st Round (Spokane, WA)*
 ! *WCC Tournament (Las Vegas, NV)*
 * *West Coast Conference Game*
 Home: 12-4
 Away: 5-8
 Neutral: 4-3
 Current GU Streak - Won 2

Butler University (1-0)

2004 # W 65-69 N
 # *Hawkeye Challenge (Iowa City, IA)*
 Home: 0-0
 Away: 0-0
 Neutral: 1-0
 Current GU Streak - Won 1

California (1-0)

2023 W 78-70 (OT) A
 2024 L 65-86 H
 Home: 0-1
 Away: 1-0
 Neutral: 0-0
 Current GU Streak - Lost 1

California Lutheran University (1-0)

1987 W 93-45 A
 Home: 0-0
 Away: 1-0
 Neutral: 0-0
 Current GU Streak - Won 1

Cal Poly (1-2)

1999 L 55-60 H
 2000 W 70-48 H
 2001 L 51-60 A
 Home: 1-1
 Away: 0-1
 Neutral: 0-0
 Current GU Streak - Lost 1

Cal State Bakersfield (1-0)

2020 W 92-48 H
 Home: 1-0
 Away: 0-0
 Neutral: 0-0
 Current GU Streak - Won 1

2025-26 GONZAGA WOMEN'S BASKETBALL RECORD BOOK

Cal State Fullerton (5-2)

1985 #	L	58-75	N
1992 *	L	57-80	A
2002	W	89-48	H
2003	W	75-57	A
2011	W	101-52	H
2012	W	73-60	A
2013	W	83-44	H

UC Irvine Tournament (Irvine, CA)

* Titan Classic (Fullerton, CA)

Home: 3-0

Away: 2-1

Neutral: 0-1

Current GU Streak - Won 5

Cal State Northridge (1-0)

2010	W	80-47	H
------	---	-------	---

Home: 1-0

Away: 0-0

Neutral: 0-0

Current GU Streak - Won 1

Carroll College (4-0)

1981	W	65-54	A
1983 *	W	69-49	N
1983 #	W	57-52	N
1984	W	73-58	H

* Eastern Montana Classic (Billings, MT)

Big Sky Holiday Classic (Butte, MT)

Home: 1-0

Away: 1-0

Neutral: 2-0

Current GU Streak - Won 4

Central Washington University (17-2)

1981	W	83-71	A
1981	L	53-59	H
1982	W	81-58	A
1982	W	74-57	H
1983	W	57-52	A
1983	W	75-65	H
1984	W	76-72	A
1984	W	66-62	H
1985	W	103-66	A
1985	W	102-81	H
1986	W	70-57	A
1986	W	73-72	H
1987	W	74-49	H
1988	W	70-60	H
1989	L	69-72	H
1990	W	73-57	H
1991	W	87-58	H
1992	W	97-60	H
1993	W	67-43	H

Home: 11-2

Away: 6-0

Neutral: 0-0

Current GU Streak - Won 4

Chattanooga (0-1)

2001 *	L	60-72	N
--------	---	-------	---

* Pacific Bell Classic (San Diego, CA)

Home: 0-0

Away: 0-0

Neutral: 0-1

Current GU Streak - Lost 1

Colgate University (4-0)

2001 *	W	67-56	N
2014	W	81-31	H
2016	W	80-50	A
2017	W	72-42	H

* Played at Spokane Arena

Home: 2-0

Away: 1-0

Neutral: 1-0

Current GU Streak - Won 4

Colorado (1-3)

1990	L	41-58	H
1991 *	L	59-87	A
2008 !	L	68-82	A
2025 ^	W	64-55	A

* Coors Classic (Boulder, CO)

! WNIT Second Round

^ WBIT Second Round (Boulder, CO)

Home: 0-1

Away: 1-2

Neutral: 0-0

Current GU Streak - Won 1

Colorado State (1-2)

2018	L	49-65	A
2019	W	50-39	H
2024	L	72-74 (ot)	H

Home: 1-1

Away: 0-1

Neutral: 0-0

Current GU Streak - Lost 1

Concordia (Ore) University (2-0)

1987 *	W	74-56	H
1998	W	96-57	H

* Bulldog Invitational (Spokane, WA)

Home: 2-0

Away: 0-0

Neutral: 0-0

Current GU Streak - Won 2

Davidson College (0-1)

2007	L	69-77	H
------	---	-------	---

Home: 0-1

Away: 0-0

Neutral: 0-0

Current Streak - Lost 1

Dayton University (4-0)

2012 *	W	82-76	N
2015	W	75-65	H
2016	W	55-47	A
2019 !	W	76-65	N

* Las Vegas Holiday Hoops Classic (Las Vegas)

! Gulf Coast Showcase (Estero, Fla.)

Home: 1-0

Away: 1-0

Neutral: 2-0

Current GU Streak - Won 4

Denver University (1-2)

2003 *	L	43-62	N
2005	W	63-39	H
2006	L	52-60	A

* Rainbow Wahine Classic (Honolulu, HI)

Home: 1-0

Away: 0-1

Neutral: 0-1

Current GU Streak - Lost 1

DePaul (0-1)

2018 *	L	71-88	N
--------	---	-------	---

* Play4Kay Showcase (Las Vegas, NV)

Home: 0-0

Away: 0-0

Neutral: 0-1

Current GU Streak - Lost 1

Eastern Illinois University (1-0)

2022 *	W	74-53	N
--------	---	-------	---

* Hawaii Tournament (Honolulu, HI)

Home: 0-0

Away: 0-0

Neutral: 1-0

Current GU Streak - Won 1

Eastern Oregon University (3-0)

1984	W	92-58	N
1986	W	69-49	A
2009	W	101-44	H

Home: 1-0

Away: 1-0

Neutral: 1-0

Current GU Streak - Won 3

Eastern Michigan University (1-0)

2021 *	W	87-57	N
--------	---	-------	---

* Holiday Hoops Classic (Las Vegas, NV)

Home: 0-0

Away: 0-0

Neutral: 1-0

Current GU Streak - Won 1

Eastern Washington University (38-13)

1982	L	39-79	H
1982	L	51-75	A
1986	L	65-81	H
1986	W	57-55	A
1987	L	56-89	A
1988 *	L	61-71	A
1989 #	L	40-45	N
1990 ^	L	69-74	H
1991 +	W	72-55	N
1991	W	68-61	H
1991	W	78-68	A
1992	W	73-71	A
1993	W	69-54	H
1993	L	69-70	A
1994	W	66-61	H
1994	W	68-58	A
1995	W	70-58	A
1995	W	71-62	H
1996	L	50-60	A
1996	W	73-62	H
1997	L	69-83	A
1998	W	87-46	H
1998	W	73-57	A
1999	W	59-57	H
1999	L	63-65	A
2000	W	61-44	A
2000	W	58-57	H
2001	L	57-59	H
2002	W	69-64	A
2003	W	71-64	H
2004 \$	L	69-72	N

2025-26 GONZAGA WOMEN'S BASKETBALL RECORD BOOK

2005	W	72-51	A
2006	W	54-51	H
2007	W	103-102	OT A
2008	W	97-61	H
2009	W	71-56	A
2010	W	87-61	H
2011	W	101-74	A
2012	W	75-69	H
2013	W	65-50	H
2014	W	78-58	H
2015	W	61-60	A
2016	W	78-56	H
2017	W	73-54	A
2018	W	69-45	H
2019	W	63-51	A
2020	W	84-44	H
2022	W	76-48	A
2023	W	82-80	A
2024	W	79-50	H

* *Wheatland Classic (Cheney, WA)*
 # *Wheatland Classic (Moscow, ID)*
 ^ *Wheatland Classic (Spokane, WA)*
 + *Wheatland Classic (Pullman, WA)*
 \$ *Played at Spokane Arena (Spokane, WA)*
 Home: 19-4
 Away: 17-7
 Neutral: 1-2
 Current GU Streak - Won 19

Fairfield University (1-0)

2014	W	82-42	H
------	---	-------	---

Home: 1-0
 Away: 0-0
 Neutral: 0-0
 Current GU Streak - Won 1

Florida State (0-2)

2017 *	L	69-87	N
2024 *	L	54-95	N

* *Paradise Jam (St. Thomas, U.S. Virgin Islands)*
 Home: 0-0
 Away: 0-0
 Neutral: 0-2
 Current GU Streak - Lost 2

Fordham University (0-1)

2003 *	L	69-74	N
--------	---	-------	---

* *Rainbow Wahine Classic (Honolulu, HI)*
 Home: 0-0
 Away: 0-0
 Neutral: 0-1
 Current GU Streak - Lost 1

Fresno State University (0-1)

1997 *	L	53-73	N
--------	---	-------	---

* *Dial Classic (Pullman, WA)*
 Home: 0-0
 Away: 0-0
 Neutral: 0-1
 Current GU Streak - Lost 1

George Washington University of (1-0)

2015 *	W	82-69	N
--------	---	-------	---

* *NCAA Tournament - First Round (Corvallis, OR)*
 Home: 0-0
 Away: 0-0
 Neutral: 1-0
 Current GU Streak - Won 1

Georgia (1-0)

2012 *	W	71-68	N
--------	---	-------	---

* *Las Vegas Holiday Hoops Classic (Las Vegas)*
 Home: 0-0
 Away: 0-0
 Neutral: 1-0
 Current GU Streak - Won 1

Grand Canyon (1-0)

2016 #	W	70-44	H
--------	---	-------	---

Hall of Fame Challenge (Spokane, WA)
 Home: 1-0
 Away: 0-0
 Neutral: 0-0
 Current Streak - Won 1

Hawai'i (1-3)

1987	L	62-66	H
2003 *	L	61-71	A
2007 *	L	57-68	A
2022*	W	68-49	A

* *Rainbow Wahine Classic (Honolulu, HI)*
 Home: 0-1
 Away: 1-2
 Neutral: 0-0
 Current GU Streak - Won 1

Hofstra University (1-0)

2012	W	101-88	H
------	---	--------	---

Home: 1-0
 Away: 0-0
 Neutral: 0-0
 Current GU Streak - Won 1

Houston (0-1)

2004 #	L	54-66	N
--------	---	-------	---

Hawkeye Challenge (Iowa City, IA)
 Home: 0-0
 Away: 0-0
 Neutral: 0-1
 Current GU Streak - Lost 1

Idaho (16-15)

1981	L	64-101	A
1981	L	44-95	H
1982	L	48-63	A
1982	L	66-76	H
1983 \$	L	60-70	N
1984	L	62-81	A
1984 &	L	59-118	H
1987	L	49-51	A
1988 *	W	66-51	N
1988	W	57-54	A
1989	L	51-53	H
1990 #	L	51-61	H
1991	W	71-67	H
1992 ^	L	42-69	N
1992	L	67-83	A
1993	L	72-76	H
1994	W	88-62	A
1995	W	72-58	H
1996	W	62-58	A
1997	W	57-55	H
1998	W	75-73	A
1999	W	87-81	H
2000	L	67-73	A
2005	W	70-53	H
2006	L	62-69	H

2010	W	80-57	A
2011	W	93-62	H
2012	W	91-42	A
2013	W	97-62	H
2014 @	W	64-56	H
2019	W	88-51	H

\$ *Eastern Montana Classic (Billings, MT)*
 & *Bulldog Classic (Spokane, WA)*
 * *Wheatland Classic (Cheney, WA)*
 # *Wheatland Classic (Spokane, WA)*
 ^ *Wheatland Classic (Cheney, WA)*
 @ *Preseason WNIT (Spokane, WA)*
 Home: 9-7
 Away: 7-6
 Neutral: 0-1
 Current GU Streak - Won 6

Idaho State University (7-2)

1985 #	W	84-61	H
1985 \$	W	74-59	N
1987	L	62-64	H
1996	L	63-67	H
1997 *	W	58-56	A
2002 !	W	83-68	A
2015	W	88-63	H
2019	W	70-51	H
2022	W	69-39	H

Bulldog Invitational (Spokane, WA)
 \$ *UC Irvine Tournament (Irvine, CA)*
 * *Idaho State Classic (Pocatello, ID)*
 Home: 4-2
 Away: 2-0
 Neutral: 1-0
 Current GU Streak - Won 5

Illinois State University (1-0)

2001 *	W	64-55	N
--------	---	-------	---

* *Pacific Bell Classic (San Diego, CA)*
 Home: 0-0
 Away: 0-0
 Neutral: 1-0
 Current GU Streak - Won 1

Iowa (1-2)

2002 #	L	73-90	N
2011 !	W	92-86	H
2015 @	L	67-79	N

Great Alaska Shootout (Anchorage, AK)
 ! *NCAA Tournament First Round (Spokane WA)*
 @ *South Point Thanksgiving Shootout (Las Vegas, NV)*
 Home: 1-0
 Away: 0-0
 Neutral: 0-2
 Current GU Streak - Lost 1

Iowa State University (0-1)

2013 #	L	60-72	H
--------	---	-------	---

NCAA Tournament First Round (Spokane WA)
 Home: 0-1
 Away: 0-0
 Neutral: 0-0
 Current GU Streak - Lost 1

James Madison University (0-2)

1996 *	L	66-72	N
2014 #	L	63-72	N

* *Cablevision Classic (Lincoln, NE)*

2025-26 GONZAGA WOMEN'S BASKETBALL RECORD BOOK

NCAA Tournament First Round (College Station, TX)

Home: 0-0
 Away: 0-0
 Neutral: 0-2
 Current GU Streak - Lost 2

Kentucky (0-1)

2012 * L 62-79 N
 * NCAA Regional Semifinal (Kingston, RI)
 Home: 0-0
 Away: 0-0
 Neutral: 0-1
 Current GU Streak - Lost 1

Kent State (1-0)

2018 * W 77-57 N
 * Play4Kay Showcase (Las Vegas, NV)
 Home: 0-0
 Away: 0-0
 Neutral: 1-0
 Current GU Streak - Won 1

Lewis-Clark State College (12-4)

1981	L	55-70	A
1981	L	56-79	H
1982	L	65-92	A
1982	L	65-71	H
1983	W	78-73	A
1983	W	87-71	H
1984	W	72-67	A
1984	W	83-72	H
1985	W	85-72	A
1985	W	107-62	H
1986	W	79-64	A
1986	W	69-67	H
1988	W	68-57	H
1989	W	70-39	H
1990	W	61-56	H
1994	W	85-81	H

Home: 8-2
 Away: 4-2
 Neutral: 0-0
 Current GU Streak - Won 12

Liberty (1-0)

2023 * W 102-59 N
 * Betty Chancellor Classic (Katy, TX)
 Home: 0-0
 Away: 0-0
 Neutral: 1-0
 Current GU Streak - Won 1

Linfield College (1-0)

1982 W 75-69 H
 Home: 1-0
 Away: 0-0
 Neutral: 0-0
 Current GU Streak - Won 1

Long Beach State (1-0)

2022 W 80-54 H
 Home: 1-0
 Away: 0-0
 Neutral: 0-0
 Current GU Streak - Won 1

Louisville (2-3)

2011 !	W	76-69	N
2013 *	L	42-55	N
2022#	L	59-68	A
2022&	W	79-67 (OT)	N
2023 ^	L	70-81	N

#2022 NCAA Second Round (Louisville, KY)
 ! NCAA Regional Semifinal (Spokane, WA)
 * Hardwood Tournament of Hope (Puerto Vallarta, Mexico)
 & Bad Boy Mowers Battle 4 Atlantis (Bahamas)
 ^ Betty Chancellor Classic (Katy, TX)
 Home: 0-0
 Away: 0-0
 Neutral: 2-3
 Current GU Streak - Lost 1

Loyola Marymount University (59-21)

1985	W	100-78	A
1988 *	W	56-55	A
1988 *	W	66-52	H
1989 *	W	62-57 (ot)	A
1989 *	L	59-65	H
1990 *	L	66-70 (ot)	H
1990 *	L	56-63	A
1991 *	W	81-60	H
1991 *	W	66-59	A
1992 *	W	77-55	H
1992 *	W	75-63	A
1993 *	L	56-71	A
1993 *	W	65-59	H
1994 *	W	73-53	H
1994 *	L	62-66	A
1995 *	L	68-86	A
1995 *	W	80-66	H
1996 *	L	63-71	H
1996 *	L	57-72	A
1997 *	L	62-66 (ot)	A
1997 *	W	79-74	H
1998 *	W	71-59	H
1998 *	W	72-62	A
1999 *	L	57-64	A
1999 *	W	69-57	H
2000 *	L	73-94	A
2000 *	L	59-74	H
2001 *	L	56-61	H
2001 *	L	37-60	A
2002 *	L	74-76 (ot)	H
2002 *	L	49-63	A
2003 *	L	42-58	A
2003 *	W	67-64	H
2004 *	W	70-54	H
2004 *	L	58-70	A
2004 #	L	58-61	N
2005 *	W	67-59	A
2005 *	W	70-48	H
2006 *	L	46-75	A
2006 *	W	53-43	H
2007 *	W	60-56	A
2007 *	W	66-56	H
2007 @	W	64-47	N
2008 *	W	81-65	H
2008 *	L	60-75	A
2009 *	W	83-58	H
2009 *	W	81-78	A
2009 \$	W	74-63	N
2010 *	W	91-77	A
2010 *	W	73-40	H

2011 *	W	65-59	A
2011 *	W	82-42	H
2012 *	W	80-54	A
2012 *	W	79-61	A
2013 *	W	79-57	H
2013 *	W	70-56	A
2014 *	W	91-82 (ot)	A
2014 *	W	88-51	H
2015 *	W	76-62	H
2015 *	W	82-59	A
2015 \$	W	70-50	N
2016 *	W	66-59	A
2016 *	W	83-68	H
2017 *	W	80-56	A
2017 *	W	73-61	H
2018 *	W	77-67	H
2018 *	W	75-69	A
2019 *	W	78-53	A
2019 *	W	68-58	H
2019 *	W	78-52	H
2020 *	W	75-47	A
2021 *	W	65-62	A
2021 *	W	77-39	H
2022*	W	83-62	H
2022*	W	96-51	A
2023*	W	66-55	H
2024*	W	72-48	A
2024*	W	71-47	H
2025*	W	69-58	A
2025*	W	69-57	H

* West Coast Conference Game
 # WCC Tournament (Santa Clara, CA)
 @ WCC Tournament (Portland, OR)
 \$ WCC Tournament (Las Vegas, NV)
 Home: 31-6
 Away: 24-14
 Neutral: 3-1
 Current GU Streak - Won 35

Maine (1-0)

2022 W 62-43 H
 Home: 1-0
 Away: 0-0
 Neutral: 0-0
 Current GU Streak - Won 1

Marquette University (1-3)

2007	L	60-74	A
2008	W	77-64	H
2009	L	77-80	A
2022*	L	70-66	N

* Bad Boy Mowers Battle 4 Atlantis (Bahamas)
 Home: 1-0
 Away: 0-2
 Neutral: 0-0
 Current GU Streak - Lost 2

Maryland (0-1)

2006 * L 50-88 N
 * Paradise Jam (St. Thomas - U.S. Virgin Islands)
 Home: 0-0
 Away: 0-0
 Neutral: 0-1
 Current GU Streak - Lost 1

Memphis (1-0)

1995 * W 80-78 N

2025-26 GONZAGA WOMEN'S BASKETBALL RECORD BOOK

** Gazette-Times Classic (Corvallis, OR)*

Home: 0-0
 Away: 0-0
 Neutral: 1-0
 Current GU Streak - Won 1

Miami (Fla.) (1-1)

1987 * L 52-79 N
 2012! W 65-54 H

** Northern Lights (Anchorage, AK)
 ! NCAA Second Round (Spokane, WA)*

Home: 1-0
 Away: 0-0
 Neutral: 0-1
 Current GU Streak - Won 1

Michigan (0-1)

2017 * L 66-78 N

** Paradise Jam (St.Thomas - U.S. Virgin Islands)*

Home: 0-0
 Away: 0-0
 Neutral: 0-1
 Current GU Streak - Lost 1

Michigan State University (0-1)

2006 * L 45-60 N

** Paradise Jam (St.Thomas - U.S. Virgin Islands)*

Home: 0-0
 Away: 0-0
 Neutral: 0-1
 Current GU Streak - Lost 1

Middle Tennessee State University (1-1)

2007 & L 48-85 N
 2019! W 62-50 N

*& NCAA First Round (Stanford, CA)
 ! Gulf Coast Showcase (Estero, FL)*

Home: 0-0
 Away: 0-0
 Neutral: 1-1
 Current Streak - Won 1

Minnesota (0-1)

2025* L 77-82 (OT) A

** WBIT Quarterfinals (Minneapolis, MN)*

Home: 0-0
 Away: 0-1
 Neutral: 0-0
 Current GU Streak - Lost 1

Mississippi (1-2)

1994 * W 66-62 N
 2011 # L 52-53 N
 2023 & L 48-71 N

** Holiday Classic (Provo, UT)
 # Rainbow Wahine Showdown (Honolulu, HI)
 & NCAA First Round (Stanford, CA)*

Home: 0-0
 Away: 0-0
 Neutral: 1-2
 Current GU Streak - Lost 2

Missouri-Kansas City (0-1)

1993 * L 53-67 N

** Thanksgiving Classic (Moscow, ID)*

Home: 0-0
 Away: 0-0

Neutral: 0-1
 Current GU Streak - Lost 1

Missouri State University (3-2)

2005 # L 66-85 A
 2013! W 80-66 N
 2019 W 70-67 A
 2019 W 64-52 H
 2024 < L 64-65 N

*# Women's NIT 2nd Round (Springfield, MO)
 ! Hardwood Tournament of Hope (Puerto Val
 larta, Mexico)
 < Paradise Jam (St. Thomas, Virgin Islands)*

Home: 1-0
 Away: 1-1
 Neutral: 1-1
 Current GU Streak - Lost 1

Monmouth University (1-0)

2013 W 77-51 H

Home: 1-0
 Away: 0-0
 Neutral: 0-0
 Current GU Streak - Won 1

Montana (19-17)

1981 L 55-82 A
 1982 L 45-70 H
 1987 L 43-61 H
 1987 L 54-69 A
 1988 L 58-73 H
 1989 L 54-74 A
 1990 L 44-57 H
 1991 L 46-96 A
 1992 L 55-76 H
 1993 L 52-68 A
 1994 W 70-62 H
 1995 L 42-72 A
 1996 L 56-57 H
 1997 L 66-81 A
 1998 W 68-65 H
 1999 L 63-79 A
 2000 W 43-41 H
 2001 W 74-73 A
 2002 W 57-50 H
 2003 L 68-73 A
 2004 W 60-52 H
 2005 W 57-51 A
 2006 L 60-72 H
 2007 L 78-88 A
 2008 W 87-71 H
 2009 W 69-63 A
 2010 W 75-48 H
 2011 W 80-62 A
 2012 W 70-54 H
 2018 W 70-55 A
 2019 W 76-52 H
 2020 W 58-51 H
 2021 W 67-60 A
 2022 W 82-67 H
 2023 W 83-70 A
 2024 W 82-69 H

Home: 12-7
 Away: 7-10
 Neutral: 0-0
 Current GU Streak - Won 12

Montana State University (13-10)

1981 W 76-56 A
 1985 * W 90-61 H
 1987 W 63-59 H
 1987 L 47-65 A
 1988 * W 59-51 H
 1988 L 47-50 A
 1991 L 48-65 A
 1992 L 43-56 H
 1993 L 71-80 A
 1994 W 62-44 H
 1995 L 67-69 A
 1998 L 68-73 H
 1999 L 49-58 A
 2001 L 47-61 H
 2001 L 47-68 A
 2007 W 81-53 H
 2008 W 82-68 A
 2009 W 100-47 H
 2010 W 87-72 A
 2015 W 89-60 A
 2016 W 65-52 H
 2020 W 70-55 A
 2022 W 72-47 H

** Bulldog Invitational (Spokane, WA)*

Home: 8-3
 Away: 5-7
 Neutral: 0-0
 Current GU Streak - Won 8

Montana State University - Billings (1-1)

1981 W 67-65 H
 1983 # L 49-65 A

Eastern Montana Classic (Billings, MT)

Home: 1-0
 Away: 0-1
 Neutral: 0-0
 Current GU Streak - Lost 1

Montana State University - Northern (2-0)

1982 W 51-43 A
 2003 W 76-51 H

Home: 1-0
 Away: 1-0
 Neutral: 0-0
 Current GU Streak - Won 2

Montana Tech (1-2)

1982 L 67-83 A
 1983 * L 64-77 A
 1983 W 89-71 H

** Big Sky Classic (Butte, MT)*

Home: 1-0
 Away: 0-2
 Neutral: 0-0
 Current GU Streak - Won 1

Navy (0-1)

1997 * L 55-58 N

** Gateway Shootout (Pocatello, ID)*

Home: 0-0
 Away: 0-0
 Neutral: 0-1
 Current GU Streak - Lost 1

Nebraska (1-1)

1996 * L 40-87 A
 2022! W 68-55 N

2025-26 GONZAGA WOMEN'S BASKETBALL RECORD BOOK

!2022 NCAA First Round (Louisville, KY)

** Cablevision Classic (Lincoln, NE)*

Home: 0-0

Away: 0-1

Neutral: 0-1

Current GU Streak - Won 1

Nevada (3-1)

1984 L 80-92 A

1993 * W 66-63 N

2005 # W 70-49 N

2008 W 93-55 H

** Thanksgiving Classic (Moscow, ID)*

Wells Fargo Holiday Classic (Tempe, AZ)

Home: 1-0

Away: 0-1

Neutral: 2-0

Current GU Streak - Won 3

New Mexico (2-1)

2005 # L 54-76 A

2023 W 67-56 H

2024 W 81-68 A

Thanksgiving Classic (Albuquerque, NM)

Home: 1-0

Away: 1-1

Neutral: 0-0

Current GU Streak - Won 2

New Mexico State University (0-2)

1994 * L 63-83 N

2002 + L 71-78 N

** Women's NIT (Amarillo, TX)*

+ American Dream Classic (Pocatello, ID)

Home: 0-0

Away: 0-0

Neutral: 0-2

Current GU Streak - Lost 2

New Orleans (0-1)

1987 * L 55-67 N

** Northern Lights (Anchorage, AK)*

Home: 0-0

Away: 0-0

Neutral: 0-1

Current GU Streak - Lost 1

Nicholls State (1-0)

2017 W 78-46 H

Home: 1-0

Away: 0-0

Neutral: 0-0

Current Streak - Won 1

North Alabama (1-0)

2021 # W 87-57 N

Holiday Hoops Classic (Las Vegas, NV)

Home: 0-0

Away: 0-0

Neutral: 1-0

Current Streak - Won 1

North Carolina (1-2)

2007 # L 63-101 N

2010! W 82-76 N

2016 @ L 62-67 N

Rainbow Wahine Tournament (Honolulu, HI)

! NCAA Tournament First Round (Seattle, WA)

@ Hall of Challenge (Uncasville, CT)

Home: 0-0

Away: 0-0

Neutral: 1-2

Current Streak - Lost 1

North Carolina Central University (1-0)

2011 # W 94-52 N

Rainbow Wahine Showdown (Honolulu, HI)

Home: 0-0

Away: 0-0

Neutral: 1-0

Current Streak - Won 1

North Dakota (2-0)

2010 W 85-46 H

2011 W 83-45 A

Home: 1-0

Away: 1-0

Neutral: 0-0

Current Streak - Won 2

North Florida (1-0)

2023 W 83-55 H

Home: 1-0

Away: 0-0

Neutral: 0-0

Current Streak - Won 1

Northeast Louisiana (1-0)

1994 * W 105-69 N

** Women's NIT (Amarillo, TX)*

(now Louisiana-Monroe)

Home: 0-0

Away: 0-0

Neutral: 1-0

Current GU Streak - Won 1

Northern Colorado University (1-0)

2006 * W 69-48 N

** John Ascuaga's Nugget Classic (Reno, NV)*

Home: 0-0

Away: 0-0

Neutral: 1-0

Current GU Streak - Won 1

Northwestern University (0-1)

2015 L 43-62 A

Home: 0-0

Away: 0-1

Neutral: 0-0

Current GU Streak - Lost 1

Northwestern State University (1-0)

2006 * W 92-68 N

** John Ascuaga's Nugget Classic (Reno, NV)*

Home: 0-0

Away: 0-0

Neutral: 1-0

Current GU Streak - Won 1

Northwest Nazarene College (1-0)

1988 W 78-48 A

Home: 0-0

Away: 1-0

Neutral: 0-0

Current GU Streak - Won 1

Notre Dame (0-2)

2011 # L 61-70 N

2019! L 65-81 N

Holiday Hoops Classic (Seattle, WA)

! Vancouver Showcase (Vancouver, B.C.)

Home: 0-0

Away: 0-0

Neutral: 0-2

Current GU Streak - Lost 2

Ohio State University (1-1)

2013 L 60-65 H

2014 W 59-58 A

Home: 0-1

Away: 1-0

Neutral: 0-0

Current GU Streak - Won 1

Oklahoma (0-1)

2014 * L 78-82 A

2017 & L 62-75 N

** Preseason WNIT (Norman, OK)*

& NCAA First Round (Seattle, WA)

Home: 0-0

Away: 0-1

Neutral: 0-1

Current GU Streak - Lost 1

Oregon (0-8)

1987 * L 67-83 H

1988 L 55-70 A

1990 L 40-64 A

1991 L 60-74 H

1996 L 45-83 A

1997 L 33-52 H

2003 L 72-83 A

2004 L 57-73 H

** Bulldog Invitational (Spokane, WA)*

Home: 0-4

Away: 0-4

Neutral: 0-0

Current GU Streak - Lost 8

Oregon State University (2-5)

1995 * L 61-76 A

2004 # L 64-69 A

2015 @ W 76-64 A

2019 @ L 70-76 A

2025 L 67-71 (ot) H

2025 W 66-62 A

2025! L 61-63 N

** Gazette-Times Classic (Corvallis, OR)*

Women's NIT (Corvallis, OR)

@ NCAA Tournament - Second Round

! WCC Tournament (Las Vegas, NV)

Home: 0-1

Away: 2-3

Neutral: 0-1

Current GU Streak - Lost 1

Pacific (24-5)

1999 @ W 65-64 N

2000 L 70-84 A

2002 L 85-86 (ot) H

2014 * W 83-68 A

2014 * W 81-77 H

2015 * W 73-63 A

2025-26 GONZAGA WOMEN'S BASKETBALL RECORD BOOK

2015 *	L	59-71	H
2016 *	W	68-61	H
2016 *	L	83-84 (ot)	A
2017 *	L	63-65	H
2017 *	W	74-58	A
2017!	W	91-59	N
2018 *	W	99-72	A
2018 *	W	90-66	H
2019 *	W	88-65	H
2019 *	W	63-51	A
2020*	W	68-67	H
2020*	W	83-65	A
2021*	W	79-59	H
2021*	W	77-65	A
2022*	W	92-51	A
2022*	W	79-38	H
2023*	W	81-78	A
2023*	W	69-58	H
2024*	W	104-39	H
2024*	W	91-78	A
2024!	W	72-61	N
2025 *	W	68-64	H
2025 *	W	72-56	A

@ Wells Fargo Classic (Tempe, AZ)

* West Coast Conference Game

! WCC Tournament (Las Vegas, NV)

Home: 10-3

Away: 12-2

Neutral: 2-0

Current GU Streak - Won 19

Pacific (Ore.) College (1-0)

1986	W	68-64	A
------	---	-------	---

Home: 0-0

Away: 1-0

Neutral: 0-0

Current GU Streak - Won 1

Pacific Lutheran University (3-0)

1984	W	93-52	A
------	---	-------	---

1985	W	108-58	A
------	---	--------	---

1986	W	85-61	A
------	---	-------	---

Home: 0-0

Away: 3-0

Neutral: 0-0

Current GU Streak - Won 3

Pepperdine University (53-33)

1988 *	W	60-59	A
--------	---	-------	---

1988 *	W	63-59	H
--------	---	-------	---

1989 *	W	71-50	A
--------	---	-------	---

1989 *	W	59-48	H
--------	---	-------	---

1990 *	W	76-66	H
--------	---	-------	---

1990 *	W	83-76 (ot)	A
--------	---	------------	---

1991 *	W	92-84 (2ot)	H
--------	---	-------------	---

1991 *	L	54-78	A
--------	---	-------	---

1992 *	L	60-73	H
--------	---	-------	---

1992 *	L	59-97	A
--------	---	-------	---

1993 *	L	72-93	A
--------	---	-------	---

1993 *	L	67-70	H
--------	---	-------	---

1994 *	W	70-62	H
--------	---	-------	---

1994 *	W	70-69	A
--------	---	-------	---

1995 *	L	80-85	A
--------	---	-------	---

1995 *	W	63-62	H
--------	---	-------	---

1996 *	L	69-81	H
--------	---	-------	---

1996 *	L	60-89	A
--------	---	-------	---

1997 *	L	41-86	A
--------	---	-------	---

1997 *	L	56-72	H
--------	---	-------	---

1998 *	L	81-84	H
--------	---	-------	---

1998 *	L	59-79	A
--------	---	-------	---

1998 +	L	56-75	N
--------	---	-------	---

1999 *	L	49-75	A
1999 *	L	64-77	H
2000 *	L	67-89	A
2000 *	L	68-74	A
2000 +	L	71-82	N
2001 *	L	56-61	H
2001 *	L	55-78	A
2002 *	L	69-77	H
2002 *	L	66-73	A
2002 #	L	64-68	N
2003 *	L	63-78	A
2003 *	L	60-66	H
2004 *	W	75-44	H
2004 *	L	62-73	A
2004 +	W	66-64 (ot)	N
2005 *	W	71-54	A
2005 *	W	61-51	H
2005 +	W	58-40	N
2006 *	L	58-59	A
2006 *	W	55-38	H
2007 *	W	58-35	A
2007 *	L	56-70	H
2008 *	W	68-56	H
2008 *	W	92-85	A
2008 #	W	77-67	N
2009 *	W	66-43	H
2009 *	L	62-72	A
2010 *	W	107-64	A
2010 *	W	87-45	H
2010!	W	76-48	N
2011 *	W	80-61	A
2011 *	W	73-59	H
2012 *	W	79-50	A
2012 *	W	66-40	H
2013 *	W	80-46	A
2013 *	W	81-52	H
2014 *	W	69-39	A
2014 *	W	86-51	H
2015 *	W	73-64	H
2015 *	W	78-56	A
2016 *	W	74-57	A
2016 *	W	56-39	H
2017 *	L	69-79	A
2017 *	W	83-61	H
2018 *	W	73-51	H
2018 *	W	67-48	A
2018!	W	81-70	N
2019 *	W	79-54	A
2019 *	W	83-60	H
2020 *	W	70-36	H
2020 *	W	64-50	A
2021 *	W	58-42	A
2021 *	W	95-49	H
2022*	W	66-54	A
2022*	W	85-41	H
2022*	W	77-63	A
2023*	W	67-49	H
2024*	W	83-46	H
2024*	W	75-41	A
2025 *	W	75-54	H
2025 *	W	81-53	A

* West Coast Conference Game

+ WCC Tournament (Santa Clara, CA)

WCC Tournament (San Diego, CA)

! WCC Tournament (Las Vegas, NV)

Home: 26-10

Away: 23-16

Neutral: 5-3

Current GU Streak - Won 18

Pittsburgh (0-2)

1994 *	L	77-89	N
--------	---	-------	---

2009 @	L	60-65	N
--------	---	-------	---

* Women's NIT (Amarillo, TX)

@ NCAA Second Round

Home: 0-0

Away: 0-0

Neutral: 0-2

Current GU Streak - Lost 2

Portland (65-29)

1981	W	78-72	A
------	---	-------	---

1981	W	75-70	H
------	---	-------	---

1982	L	67-82	A
------	---	-------	---

1982	L	51-72	H
------	---	-------	---

1984 \$	L	84-85	A
---------	---	-------	---

1985 \$	L	55-58	A
---------	---	-------	---

1986 #	W	70-66	H
--------	---	-------	---

1987	W	72-62	H
------	---	-------	---

1987	L	66-70	A
------	---	-------	---

1988 *	W	73-55	H
--------	---	-------	---

1988 *	L	51-54	A
--------	---	-------	---

1989 *	W	55-48	H
--------	---	-------	---

1989 *	W	56-45	A
--------	---	-------	---

1990 *	W	83-52	H
--------	---	-------	---

1990 *	W	65-52	A
--------	---	-------	---

1991 *	W	89-58	H
--------	---	-------	---

1991 *	W	75-62	A
--------	---	-------	---

1992 *	L	86-91	H
--------	---	-------	---

1992 *	L	80-82	A
--------	---	-------	---

1993 *	W	88-77	H
--------	---	-------	---

1993 *	L	70-72	A
--------	---	-------	---

1994 *	W	84-67	H
--------	---	-------	---

1994 *	W	74-64	A
--------	---	-------	---

1994 +	L	65-73	N
--------	---	-------	---

1995 *	L	48-60	H
--------	---	-------	---

1995 *	L	67-89	A
--------	---	-------	---

1995 +	L	73-79	N
--------	---	-------	---

1996 *	L	61-82	H
--------	---	-------	---

1996 *	L	56-96	A
--------	---	-------	---

1996 #	L	60-77	N
--------	---	-------	---

1997 *	L	63-77	H
--------	---	-------	---

1997 *	L	67-88	A
--------	---	-------	---

1998 *	L	50-79	H
--------	---	-------	---

1998 *	L	57-71	A
--------	---	-------	---

1999 *	W	77-65	H
--------	---	-------	---

1999 *	L	59-75	A
--------	---	-------	---

2000 *	W	71-53	H
--------	---	-------	---

2000 *	L	62-64	A
--------	---	-------	---

2001 *	L	53-54	H
--------	---	-------	---

2001 *	L	40-52	A
--------	---	-------	---

2002 *	L	59-62	H
--------	---	-------	---

2002 *	W	71-65	A
--------	---	-------	---

2003 *	W	72-59	H
--------	---	-------	---

2003 *	W	64-50	A
--------	---	-------	---

2004 *	W	64-55	H
--------	---	-------	---

2004 *	W	83-71	A
--------	---	-------	---

2005 *	W	67-56	A
--------	---	-------	---

2005 *	W	81-35	H
--------	---	-------	---

2005 +	W	77-42	N
--------	---	-------	---

2006 *	W	67-60	H
--------	---	-------	---

2006 *	W	46-41	A
--------	---	-------	---

2007 *	W	61-48	H
--------	---	-------	---

2007 *	W	88-58	A
--------	---	-------	---

2007 @	W	68-55	A
--------	---	-------	---

2008 *	W	76-50	H
--------	---	-------	---

2008 *	W	87-67	A
--------	---	-------	---

2009 *	W	60-49	A
--------	---	-------	---

2009 *	L	67-70	H
--------	---	-------	---

2010 *	W	90-54	H
--------	---	-------	---

2010 *	W	70-58	A
--------	---	-------	---

2025-26 GONZAGA WOMEN'S BASKETBALL RECORD BOOK

2011 *	W	81-55	A
2011 *	W	87-67	H
2011 !	W	96-71	N
2012 *	W	80-65	A
2012 *	W	77-56	H
2013 *	W	82-51	A
2013 *	W	59-56	H
2014 *	W	56-24	A
2014 *	W	72-61	H
2015 *	W	79-57	H
2015 *	W	85-63	A
2016 *	W	71-63	A
2016 *	W	86-51	H
2017 *	W	67-55	H
2017 *	W	85-50	A
2018 *	W	70-56	A
2018 *	W	75-36	H
2019 *	W	97-71	H
2019 *	W	93-62	A
2019 *	W	62-57	H
2020 *	W	56-42	A
2020 !	L	69-70	N
2021 *	W	75-43	H
2021 *	W	79-61	A
2022 *	W	76-65	A
2022 *	W	68-59	H
2023 *	W	73-66	A
2023 *	W	63-53	H
2023 !	L	60-64	N
2024 *	W	74-53	A
2024 *	W	90-40	H
2024 !	L	66-67	N
2025 *	W	76-71	A
2025 *	W	66-65	H

* West Coast Conference Game
 + WCC Tournament (Santa Clara, CA)
 ^ WCC Tournament (Los Angeles, CA)
 @WCC Tournament (Portland, OR)
 ! WCC Tournament (Las Vegas, NV)
 \$ NAIA Bi-District Playoff (Portland, OR)
 # Bulldog Invitational (Spokane, WA)
 Home: 33-9
 Away: 30-14
 Neutral: 2-6
 Current GU Streak - Won 2

Portland State University (15-6)

1987	L	75-84	A
1987 *	W	60-52	N
1987	L	65-67	H
1988	W	65-61	H
1989 #	W	59-57	N
1989	L	67-78	A
1990	W	65-64	H
1991	L	62-79	A
1992	L	58-91	A
2004	W	69-61	A
2005	W	66-48	H
2006	W	81-57	H
2007	W	76-59	A
2008	L	72-75	A
2009	W	86-61	H
2010	W	64-57	A
2012	W	99-69	H
2013	W	54-40	A
2014	W	96-47	H
2015	W	73-41	H
2018	W	91-52	H

* Dial Classic (Pullman, WA)
 # Boise State Invitational (Boise, ID)

Home: 9-1
 Away: 4-5
 Neutral: 2-0
 Current GU Streak - Won 7

Presbyterian (1-0)

2017	W	79-39	H
Home: 1-0			
Away: 0-0			
Neutral: 0-0			
Current GU Streak - Won 1			

Providence College (1-0)

2005 #	W	85-38	N
# Thanksgiving Classic (Albuquerque, NM)			
Home: 0-0			
Away: 0-0			
Neutral: 1-0			
Current GU Streak - Won 1			

Puget Sound (7-0)

1984	W	64-53	H
1984	W	69-49	A
1985	W	91-65	H
1985	W	95-66	A
1986	W	70-62	H
1986	W	72-71	A
1986 *	W	64-62	N
* NAIA District I Playoffs (Bellingham, WA)			
Home: 3-0			
Away: 3-0			
Neutral: 1-0			
Current GU Streak - Won 7			

Purdue University (1-2)

2007	L	44-69	A
2008	L	61-64	H
2019 !	W	63-50	N
! Gulf Coast Showcase (Estero, FL)			
Home: 0-1			
Away: 0-1			
Neutral: 1-0			
Current Streak - Won 1			

Queens University (1-0)

2022	W	73-49	H
Home: 1-0			
Away: 0-0			
Neutral: 0-0			
Current GU Streak - Won 1			

Radford University (1-0)

1987 *	W	70-67	N
* Northern Lights (Anchorage, AK)			
Home: 0-0			
Away: 0-0			
Neutral: 1-0			
Current GU Streak - Won 1			

Rice (2-0)

2023	W	80-72	A
2024	W	72-69	H
Home: 1-0			
Away: 1-0			
Neutral: 0-0			
Current GU Streak - Won 2			

Rutgers (2-0)

2012 *	W	86-73	H
2019 !	W	57-40	N

* NCAA First Round (Spokane, WA)
 ! Vancouver Showcase (Vancouver, B.C.)
 Home: 1-0
 Away: 0-0
 Neutral: 1-0
 Current GU Streak - Won 2

Sacramento State University (4-2)

2001	L	58-71	A
2002	W	89-55	A
2003	W	71-56	H
2006	L	54-73	A
2007	W	84-43	H
2008	W	75-63	A
Home: 2-0			
Away: 2-2			
Neutral: 0-0			
Current GU Streak - Won 2			

Saint Joseph's University (2-0)

2008	W	67-43	A
2009	W	93-70	H
Home: 1-0			
Away: 1-0			
Neutral: 0-0			
Current GU Streak - Won 2			

Saint Francis University (2-0)

2012	W	92-50	H
2018	W	97-74	H
Home: 2-0			
Away: 0-0			
Neutral: 0-0			
Current GU Streak - Won 2			

Saint Mary's College (55-29)

1988 *	L	63-79	A
1988 *	W	77-56	H
1989 *	W	88-74	H
1989 *	W	68-58	A
1990 *	L	64-83	A
1990 *	L	64-67	H
1991 *	L	78-92	A
1991 *	W	73-61	H
1992 *	W	73-65	H
1992 *	L	53-79	A
1993 *	L	61-76	A
1993 *	W	87-71	H
1994 *	W	80-52	H
1994 *	W	54-53	A
1994 +	W	84-66	N
1995 *	L	47-58	A
1995 *	W	82-75 (ot)	H
1996 *	W	88-78	H
1996 *	L	63-74	A
1997 *	L	54-87	A
1997 *	L	51-70	H
1998 *	L	64-81	A
1998 *	L	63-88	H
1999 *	L	44-69	H
1999 *	L	55-79	A
2000 *	L	36-69	H
2000 *	L	68-76	A
2001 *	L	36-62	H
2001 *	L	50-63	A
2001 #	L	59-84	N
2002 *	L	49-69	A
2002 *	L	64-73	H
2003 *	W	67-53	H
2003 *	W	67-43	A
2004 *	L	48-60	A

2025-26 GONZAGA WOMEN'S BASKETBALL RECORD BOOK

2004 *	W	68-45	H
2005 *	W	74-50	H
2005 *	W	70-60	A
2006 *	W	56-42	H
2006 *	W	68-58	A
2007 *	W	85-49	H
2007 *	W	78-68	A
2008 *	W	74-50	H
2008 *	W	79-63	A
2008 #	W	81-64	N
2009 *	W	91-63	A
2009 *	W	84-56	H
2010 *	W	87-52	H
2010 *	W	88-75	A
2011 *	W	106-77	A
2011 *	W	106-66	H
2011 !	W	72-46	N
2012	L	63-66	H
2012 *	W	75-70	A
2012 !	W	83-78	N
2013 *	L	51-54	A
2013 *	W	69-54	H
2014 *	L	78-79 (ot)	A
2014 *	W	75-65	H
2014 !	W	68-60	N
2015 *	W	52-42	A
2015 *	W	80-72	H
2016 *	L	68-69	H
2016 *	L	47-66	A
2017 *	W	79-75	A
2017 *	W	59-58	H
2017 !	W	85-75	N
2018 *	W	73-65	A
2018 *	L	56-72	H
2019 *	W	74-62	H
2019 *	W	66-52	A
2019 !	W	78-77 2OT	N
2020 *	W	74-49	H
2020 *	L	60-70	A
2021 *	W	69-37	H
2021 *	W	79-52	A
2022 *	W	66-53	A
2022 *	W	85-49	A
2023 *	W	82-57	A
2023 *	W	65-51	H
2024 *	W	89-60	H
2024 *	W	96-68	A
2025 *	W	69-58	A
2025 *	W	60-53	H

* West Coast Conference Game
 + WCC Tournament (Santa Clara, CA)
 # WCC Tournament (San Diego, CA)
 ! WCC Tournament (Las Vegas, NV)
 Home: 27-10
 Away: 21-18
 Neutral: 7-1
 Current GU Streak - Won 10

Saint Martins College (10-2)

1982	L	64-68	H
1983	L	51-68	A
1983	W	85-74	H
1984	W	55-51	A
1984	W	69-49	H
1984 *	W	84-46	H
1985	W	95-55	H
1985	W	80-60	A
1986	W	79-47	A
1986	W	72-31	H
1989	W	102-46	H

2002	W	79-51	H
Home: 5-1			
Away: 5-1			
Neutral: 02			
Current GU Streak - Won 10			

San Diego (61-23)

1987	W	64-60	A
1988 *	W	69-67	A
1988 *	W	77-59	H
1989 *	W	69-65 (ot)	H
1989 *	L	46-51	A
1990 *	L	54-62	H
1990 *	L	56-76	A
1991 *	L	61-65	H
1991 *	L	72-77	A
1992 *	W	66-65	A
1992 *	L	56-70	H
1993 *	W	55-53	H
1993 *	L	62-87	A
1994 *	L	69-91	A
1994 *	W	73-62	H
1995 *	W	77-64 (ot)	H
1995 *	L	71-72	A
1996 *	L	55-78	A
1996 *	W	68-57	H
1997 *	W	54-47	H
1997 *	L	56-60	A
1998 *	L	62-68	A
1998 *	L	50-57	H
1999 *	W	64-48	H
1999 *	L	54-72	A
2000 *	L	57-60	H
2000 *	L	64-77	A
2001 *	L	55-81	A
2001 *	L	80-84	H
2002 *	W	75-65 (ot)	A
2002 *	L	48-63	H
2003 *	W	67-58	A
2003 *	W	86-72	H
2004 *	W	61-58	H
2004 *	W	55-53	A
2005 *	W	67-44	H
2005 *	W	74-59	A
2006 *	W	81-66	H
2006 *	W	58-51	A
2007 *	W	87-82	A
2007 *	W	71-58	H
2008 *	W	83-76	A
2008 *	W	76-60	H
2008 #	L	66-70	A
2009 *	W	109-73	A
2009 *	W	77-67	H
2009 !	W	66-55	N
2010 *	W	75-46	H
2010 *	W	75-61	A
2011 *	W	70-49	A
2011 *	W	80-58	H
2012 *	W	55-44	A
2012 *	W	69-58	H
2013 *	W	77-57	H
2013 *	W	62-50	A
2013 !	W	62-50	N
2014 *	W	79-50	H
2014 *	W	66-48	A
2015 *	W	67-49	H
2015 *	L	62-75	A
2016 *	L	54-63	A
2016 *	L	57-58	H
2017 *	W	57-55	A
2017 *	W	62-57	H

2018 *	W	63-44	A
2018 *	W	58-54	H
2018 !	W	79-71	N
2019 *	W	86-61	A
2019 *	W	71-44	H
2020 *	W	57-42	A
2020 *	W	57-46	H
2021 *	W	69-47	A
2022 *	W	76-66	H
2022 *	W	69-43	A
2022 *	W	70-59	H
2023 *	W	73-61	A
2024 *	W	85-67	H
2024 *	W	80-52	A
2025 *	W	66-59	A
2025 *	W	64-48	H

* West Coast Conference Game
 # WCC Tournament (San Diego, CA)
 ! WCC Tournament (Las Vegas, NV)
 Home: 29-8
 Away: 25-15
 Neutral: 3-0
 Current GU Streak - Won 18

San Diego State University (0-3)

1992 *	L	54-69	N
1994	L	69-91	A
1996	L	59-78	H

* Titan Classic (Fullerton, CA)
 Home: 0-1
 Away: 0-1
 Neutral: 0-1
 Current GU Streak - Lost 3

San Francisco (55-28)

1988 *	W	57-36	H
1988 *	L	47-62	A
1989 *	W	64-50	H
1989 *	W	51-46	A
1990 *	L	55-56	A
1990 *	W	70-65	H
1991 *	L	72-83	H
1991 *	W	66-56	A
1992 *	W	66-59	H
1992 *	L	43-68	A
1993 *	L	58-80	A
1993 *	W	88-69	H
1994 *	L	63-73	A
1994 *	W	83-68	H
1995 *	L	77-83 (ot)	H
1995 *	L	77-93	A
1996 *	L	54-76	A
1996 *	L	46-52	H
1997 *	L	41-54	H
1997 *	L	47-76	A
1997 +	L	49-86	N
1998 *	L	57-75	A
1998 *	L	53-56	H
1999 *	W	63-59	H
1999 *	L	70-88	A
2000 *	W	76-71	A
2000 *	L	70-76	H
2001 *	L	52-72	H
2001 *	L	60-88	A
2002 *	L	58-73	A
2002 *	L	67-72	H
2003 *	W	59-47	H
2003 *	L	57-59	A
2004 *	W	72-61 (ot)	A
2004 *	L	53-59	H

2025-26 GONZAGA WOMEN'S BASKETBALL RECORD BOOK

2005 *	W	81-62	H
2005 *	W	70-62	A
2006 *	W	54-42	H
2006 *	W	71-53	A
2006 +	L	67-75	H
2007 *	W	58-53	A
2007 *	W	57-37	H
2007 @	W	59-38	N
2008 *	W	74-70	A
2008 *	W	90-42	H
2009 *	W	63-42	A
2009 *	W	71-35	H
2010 *	W	93-53	H
2010 *	W	83-35	A
2011 *	W	97-60	H
2011 *	W	103-59	A
2012 *	W	87-52	H
2012 *	W	79-59	A
2013 *	W	80-46	A
2013 *	W	101-65	H
2014 *	W	68-40	A
2014 *	W	101-66	H
2014 !	W	81-68	N
2015 *	W	75-64	A
2015 *	W	91-84 (4OT)	H
2016 *	W	68-47	H
2016 *	L	52-71	A
2017 *	W	61-46	H
2017 *	L	72-77	A
2017 !	W	77-46	N
2018 *	W	74-47	H
2018 *	W	81-57	A
2018 !	W	65-53	N
2019 *	W	78-51	H
2019 *	W	64-44	A
2020 *	W	69-46	A
2020 *	W	56-38	H
2021 *	W	76-52	A
2021 *	W	79-66	H
2022 *	W	55-49	H
2022 *	W	83-82	A
2022 !	W	69-55	N
2023 *	W	63-52	H
2023 *	W	78-56	A
2024 *	W	73-54	A
2024 *	W	74-48	H
2024 *	L	58-73	A
2025 *	L	68-70	H

* West Coast Conference Game
 + WCC Tournament (Spokane, WA)
 @ WCC Tournament (Portland, OR)
 ! WCC Tournament (Las Vegas, NV)
 Home: 28-11
 Away: 22-16
 Neutral: 5-1
 Current GU Streak - Lost 2

San Jose State University (3-1)

2000	W	82-65	A
2003	W	65-54	H
2006	L	61-69	A
2006	W	68-53	H

Home: 2-0
 Away: 1-1
 Neutral: 0-1
 Current GU Streak - Won 1

Santa Clara University (52-30)

1988 *	W	59-45	H
1988 *	W	63-56	A

1989 *	W	72-46	H
1989 *	W	55-51	A
1990 *	W	59-45	H
1990 *	L	56-61	A
1991 *	L	60-65	H
1991 *	L	60-78	A
1992 *	L	61-83	A
1992 *	L	50-63	H
1993 *	W	71-68	H
1993 *	L	59-72	A
1994 *	W	79-73	H
1994 *	L	68-78	A
1995 *	L	68-81	A
1995 *	L	62-71	H
1996 *	L	69-79	H
1996 *	L	75-87	A
1997 *	L	40-84	A
1997 *	L	44-84	A
1998 *	L	58-98	A
1998 *	W	72-71	H
1999 *	L	57-79	H
1999 *	L	64-79	A
1999 +	L	42-69	A
2000 *	L	66-98	A
2000 *	L	71-84	H
2001 *	L	48-74	A
2001 *	L	54-70	H
2002 *	L	69-99	A
2002 *	L	75-81	H
2003 *	L	41-65	A
2003 *	W	69-53	H
2003 #	L	59-60 (ot)	N
2004 *	W	77-69	H
2004 *	W	80-67	A
2005 *	W	85-50	H
2005 *	W	66-61	A
2005 +	L	66-77	A
2006 *	W	70-60	H
2006 *	L	52-74	A
2007 *	W	78-73 (ot)	H
2007 *	W	79-68	A
2008 *	W	88-52	H
2008 *	W	80-71	A
2009 *	W	65-47	A
2009 *	W	92-63	H
2010 *	W	81-43	H
2010 *	W	83-52	A
2010 !	W	87-47	N
2011 *	W	89-53	H
2011 *	W	93-65	A
2012 *	W	81-68	A
2012 *	W	87-55	H
2013 *	W	79-50	H
2013 *	W	70-55	A
2014 *	W	67-61	A
2014 *	W	89-37	H
2015 *	W	78-70	A
2015 *	W	76-49	H
2016 *	W	53-44	H
2016 *	L	64-71	A
2016 !	L	58-59	N
2017 *	W	51-39	H
2017 *	W	50-49	A
2018 *	W	63-51	A
2018 *	W	71-44	H
2019 *	W	78-61	H
2019 *	W	74-61	A
2020 *	W	67-52	A
2020 *	W	53-46	H
2021 *	W	71-52	A
2021 *	W	67-50	H

2021 !	W	72-63	N
2022 *	W	72-55	A
2023 *	W	74-58	H
2023 *	W	78-61	H
2023 *	L	77-72	A
2024 *	W	87-49	H
2024 *	W	82-45	A
2025 *	W	82-56	H
2025 *	W	68-61	A

* West Coast Conference Game
 + WCC Tournament (Santa Clara, CA)
 # WCC Tournament (San Diego, CA)
 ! WCC Tournament (Las Vegas, NV)
 Home: 29-8
 Away: 21-22
 Neutral: 2-0
 Current GU Streak - Won 4

Seattle Pacific University (7-1)

1981	L	67-70	A
1981	W	65-59	H
1982	W	71-58	A
1984	W	79-70	A
1985	W	102-71	A
1985	W	111-84	H
1986	W	85-72	H
1986	W	80-62	A

Home: 3-0
 Away: 4-1
 Neutral: 0-0
 Current GU Streak - Won 7

Seattle University (10-4)

1981	L	72-83	A
1982	L	66-70	A
1982	L	57-66	H
1983	L	53-61	A
1983	W	68-57	H
1984	W	64-60	A
1984	W	86-67	H
1985	W	67-56	A
1985	W	110-68	H
1985 *	W	76-64	H
1986	W	64-50	H
1986	W	63-49	A
2004	W	76-40	H
2011 #	W	91-64	A

* NAIA District I Playoffs (Spokane, WA)
 # Holiday Hoops Classic (Seattle, WA)
 Home: 6-1
 Away: 4-3
 Neutral: 0-0
 Current GU Streak - Won 10

Simon Fraser University (5-4)

1983 *	L	55-58	N
1983	L	60-65	A
1983	W	68-54	A
1984	W	76-51	A
1984	W	87-56	A
1985	W	84-46	A
1985	W	81-64	H
1986	L	52-66	A
1986	L	43-61	H

* Big Sky Classic (Helena, MT)
 Current GU Streak - Lost 2

South Dakota (1-0)

2021	W	54-50	N
------	---	-------	---

Home: 0-0
 Away: 0-0

2025-26 GONZAGA WOMEN'S BASKETBALL RECORD BOOK

Neutral: 1-0
Current GU Streak - Won 1

South Dakota State University (1-3)

2009 L 64-78 H
2010 L 71-75 (ot) A
2021 L 72-75 (ot) A
2023 W 83-58 H

Home: 1-1
Away: 0-2
Neutral: 0-0
Current GU Streak - Won 1

USC (2-3)

2010 W 70-58 H
2011 L 73-79 A
2012 L 51-58 H
2013 W 63-52 A
2016 # L 56-60 H

Hall of Fame Challenge (Spokane, WA)
Home: 1-2
Away: 1-1
Neutral: 0-1
Current GU Streak - Lost 1

South Carolina (0-1)

2021 L 72-79 N
Home: 0-0
Away: 0-0
Neutral: 0-1
Current GU Streak - Lost 1

Southern Utah University (3-1)

1989 * L 57-66 N
2011 W 102-61 H
2015 W 70-51 H
2022 W 91-38 H

* BSU Tournament (Boise, ID)
Home: 3-0
Away: 0-0
Neutral: 0-1
Current GU Streak - Won 3

Stanford University (3-13)

2010 L 74-105 A
2011 L 78-84 H
2011 * L 60-83 N
2012 L 61-76 A
2013 L 41-69 H
2014 L 45-73 A
2016 L 48-65 H
2017 W 68-63 A
2018 # L 68-82 A
2019 W 79-73 H
2020 L 70-76 A
2022 L 62-66 H
2022 L 50-66 A
2022 L 84-63 A
2023 W 96-78 H
2024 L 58-89 A

* NCAA Tournament Regional Final (Spokane)
NCAA First Round (Stanford, CA)
Home: 2-4
Away: 1-8
Neutral: 0-1
Current GU Streak - Lost 1

Stephen F. Austin (2-0)

2021 W 64-54 H
2022 W 71-59
Home: 2-0

Away: 0-0
Neutral: 0-0
Current GU Streak - Won 2

TCU (1-0)

1990 * W 72-65 N
* Mark IV Classic (Moscow, ID)
Home: 0-0
Away: 0-0
Neutral: 1-0
Current GU Streak - Won 1

Tennessee (1-4)

2006 * L 65-79 N
2008 L 73-96 A
2009 L 58-77 H
2015 ! L 69-73 (ot) N
2022& W 73-72 N

* Paradise Jam (St. Thomas - U.S. Virgin Islands)
! NCAA Regional Semifinals (Spokane, WA)
& Bad Boy Mowers Battle 4 Atlantis (Bahamas)
Current GU Streak - Won 1

Tennessee-Martin (2-0)

2014 * W 91-54 H
2020 W 78-55 H
* Preseason WNIT (Spokane, WA)
Home: 2-0
Away: 0-0
Neutral: 0-0
Current GU Streak - Won 2

Texas (0-1)

2024 ! L 47-69 N
! NCAA Sweet 16 (Portland, OR)
Home: 0-0
Away: 0-0
Neutral: 0-1
Current GU Streak - Lost 1

Texas at San Antonio (UTSA) (1-0)

2025 * W 67-51 H
* WBIT First Round (Spokane, WA)
Home: 1-0
Away: 0-0
Neutral: 0-0
Current GU Streak - Won 1

Texas A&M University (1-1)

2010 * L 76-80 N
2010 ^ W 72-71 N
* Las Vegas Holiday Hoops Classic (Las Vegas, NV)
^ NCAA Second Round (Seattle, WA)
Home: 0-0
Away: 0-0
Neutral: 1-1
Current GU Streak - Won 1

Texas Pan American (1-0)

2003 W 71-55 H
Home: 1-0
Away: 0-0
Neutral: 0-0
Current GU Streak - Won 1

Texas Southern University (2-0)

2000 * W 68-51 N
2020 W 80-45 H
* Lobo Classic (Albuquerque, NM)
Home: 1-0

Away: 0-0
Neutral: 1-0
Current GU Streak - Won 2

Texas Tech (0-1)

2024 < L 49-67 N
< Paradise Jam (St. Thomas, Virgin Islands)
Home: 0-0
Away: 0-0
Neutral: 0-1
Current GU Streak - Lost 1

Toledo (1-0)

2023 W 91-70 H
Home: 1-0
Away: 0-0
Neutral: 0-0
Current GU Streak - Won 1

UALR (1-0)

2019 @ W 74-52 N
@ NCAA Tournament - First Round (Corvallis, Ore.)
Home: 0-0
Away: 0-0
Neutral: 1-0
Current GU Streak - Won 1

UC Davis (4-1)

2007 W 73-70 H
2008 W 71-58 A
2008 * W 81-60 H
2021 L 66-69 A
2022 W 73-55 H
* WNIT First Round
Home: 3-0
Away: 1-1
Neutral: 0-0
Current GU Streak - Won 1

UC Irvine (3-1)

1984 L 65-84 A
2009 W 96-57 H
2016 W 102-38 H
2024 ! W 75-56 H
! NCAA Tournament - First Round (Spokane, Wash.)
Home: 3-0
Away: 0-1
Neutral: 0-0
Current GU Streak - Won 3

UCLA (2-0)

2007 # W 62-57 N
2011 ! W 89-75 H
Rainbow Wahine Classic (Honolulu, HI)
! NCAA Tournament Second Round (Spokane, WA)
Home: 1-0
Away: 0-0
Neutral: 1-0
Current Streak - Won 2

UC Riverside (8-1)

2001 W 73-67 H
2002 W 75-64 A
2003 W 64-55 A
2004 W 68-54 H
2008 * L 65-75 OT N
2012 W 83-56 H
2013 W 60-53 A

2025-26 GONZAGA WOMEN'S BASKETBALL RECORD BOOK

2014 W 87-43 H
 2016 # W 88-54 H
 * ASU Classic (Tempe, AZ)
 # WNIT First Round (Spokane, WA)
 Home: 5-0
 Away: 3-0
 Neutral: 0-1
 Current GU Streak - Won 4

UC Santa Barbara (1-2)

2000 L 58-76 H
 2009 L 47-59 A
 2010 W 88-52 H
 Home: 1-1
 Away: 0-1
 Neutral: 0-0
 Current GU Streak - Won 1

U.S. International University (0-1)

1985 L 83-89 A
 Home: 0-0
 Away: 0-1
 Neutral: 0-0
 Current GU Streak - Lost 1

UNLV (1-1)

2018 L 50-52 H
 2019 W 70-59 A
 Home: 0-1
 Away: 1-0
 Neutral: 0-0
 Current GU Streak - Won 1

Utah (5-5)

1996 L 59-89 H
 1997 L 60-90 A
 2003 L 64-88 A
 2004 W 66-60 H
 2005 L 54-81 A
 2006 W 57-45 H
 2008 ! W 60-55 N
 2016 # L 77-92 H
 2021 \$ W 89-71 N
 2024 < W 77-66 H

! WBCA Classic (Milwaukee, WI)
 # WNIT Second Round (Spokane, WA)
 \$ Hawaii Tournament (Honolulu, HI)
 < NCAA Tournament - Second Round (Spokane, Wash.)
 Home: 3-2
 Away: 0-3
 Neutral: 2-0
 Current GU Streak - Won 2

Utah Valley University (2-2)

2005 W 87-41 H
 2006 L 51-60 A
 2008 L 73-94 A
 2009 W 95-79 H
 Home: 2-0
 Away: 0-2
 Neutral: 0-0
 Current GU Streak - Won 1

Virginia (1-0)

2009 ! W 69-62 N
 ! WBCA Classic (Milwaukee, WI)
 Home: 0-0
 Away: 0-0
 Neutral: 1-0
 Current GU Streak - Won 1

Warner Pacific College (2-0)

1985 W 117-58 A
 1990 W 88-54 H
 Home: 1-0
 Away: 1-0
 Neutral: 0-0
 Current GU Streak - Won 2

Washington (3-17)

1984 L 59-79 A
 1986 * L 57-72 H
 1987 L 59-94 A
 1988 L 42-65 H
 1989 L 49-69 A
 1990 L 45-70 H
 1991 L 32-91 A
 1992 L 67-73 (ot) H
 1993 L 64-94 A
 1994 L 40-63 H
 1995 L 59-88 A
 1996 L 55-71 H
 1997 L 45-74 A
 1998 L 67-77 H
 1999 L 57-92 A
 2004 # L 56-70 A
 2007 L 61-75 A
 2008 W 91-72 H
 2009 W 64-59 A
 2010 W 81-52 H
 * Bulldog Invitational (Spokane, WA)
 # Seattle Times Classic (Seattle, WA)
 Home: 2-7
 Away: 1-10
 Neutral: 0-0
 Current GU Streak - Won 3

Washington State University (13-20)

1984 L 61-74 A
 1986 L 60-82 A
 1987 < L 59-94 A
 1987 L 58-68 H
 1988 L 50-74 A
 1989 + L 52-79 N
 1991 ^ L 59-70 A
 1992 # L 37-88 N
 1993 W 71-69 H
 1994 L 60-69 A
 1995 L 65-74 H
 1997 & L 55-85 N
 1998 L 59-78 H
 1999 L 70-75 A
 2000 W 82-66 H
 2001 L 56-74 A
 2002 L 72-80 A
 2003 W 77-57 H
 2011 ! W 67-65 N
 2011 W 93-75 H
 2012 W 71-69 A
 2013 L 51-57 H
 2014 W 70-62 A
 2015 L 58-59 H
 2016 L 48-55 A
 2017 W 79-61 H
 2018 W 64-56 A
 2019 W 76-53 H
 2020 W 76-53 A
 2022 L 49-51 H
 2023 L 72-77 (OT) A
 2025 * W 69-61 A
 2025 * W 73-69 H

* West Coast Conference Game
 < Dial Classic (Pullman, WA)
 + Wheatland Classic (Moscow, ID)
 ^ Wheatland Classic (Pullman, WA)
 # Wheatland Classic (Cheney, WA)
 & Played at Spokane Arena
 ! Rainbow Wahine Showdown (Honolulu, HI)
 Home: 7-6
 Away: 5-11
 Neutral: 1-3
 Current GU Streak - Won 2

Weber State University (2-4)

1987 L 62-71 A
 1997 * L 67-73 N
 1998 W 83-80 A
 1999 W 71-61 H
 2003 L 49-52 H
 2004 L 54-72 A
 * Dial Classic (Pullman, WA)
 Home: 1-1
 Away: 1-2
 Neutral: 0-1
 Current GU Streak - Lost 2

West Virginia (1-0)

2016 # W 62-57 H
 # Hall of Fame Challenge (Spokane, WA)
 Home: 1-0
 Away: 0-0
 Neutral: 0-0
 Current Streak - Won 1

Western Illinois (1-0)

2018 W 80-65 H
 Home: 1-0
 Away: 0-0
 Neutral: 0-0
 Current GU Streak - Won 1

Western Kentucky (1-0)

2019 ! W 76-55 N
 ! Vancouver Showcase (Vancouver, B.C.)
 Home: 0-0
 Away: 0-0
 Neutral: 1-0
 Current GU Streak - Won 1

Western Montana (3-0)

1981 W 73-57 H
 1982 W 53-50 H
 1985 W 68-62 H
 Home: 3-0
 Away: 0-0
 Neutral: 0-0
 Current GU Streak - Won 3

Western Washington University (7-11)

1981 L 50-69 H
 1981 L 59-83 A
 1982 L 37-83 A
 1982 L 61-68 H
 1983 L 59-68 H
 1983 L 47-57 A
 1984 L 62-68 A
 1984 W 73-57 H
 1984 * W 70-58 H
 1985 L 66-77 A
 1985 W 94-65 H
 1985 * W 76-64 H
 1986 L 49-66 A

2025-26 GONZAGA WOMEN'S BASKETBALL RECORD BOOK

1986	W	53-51	H
1986 *	W	83-70	H
1986 #	L	53-74	A
1986 #	L	69-70	A
2022	W	78-36	H

* NAIA District I Playoffs (Spokane, WA)

NAIA District I Playoffs (Bellingham, WA)

Home: 7-3

Away: 0-8

Neutral: 0-0

Current GU Streak - Won 1

Whitman College (2-0)

1985	W	113-75	A
2011	W	114-40	H

Home: 1-0

Away: 1-0

Neutral: 0-0

Current GU Streak - Won 2

Whitworth College (17-2)

1981	W	66-54	H
1981	W	65-58	A
1982	W	62-52	H
1982	W	72-55	A
1983	W	71-55	A
1983	L	65-79	H
1984	W	65-54	H
1984	W	72-53	A
1985	W	86-71	H
1986	L	60-61	A
1986	W	74-60	H
1987	W	70-55	H
1988	W	75-57	A
1992	W	72-64 (ot)	H
1993	W	95-66	H
1994	W	72-55	H
1995	W	67-54	H
2002	W	65-54	H
2003	W	83-36	H

Current GU Streak - Won 9

Home: 12-1

Away: 5-1

Neutral: 0-0

Winthrop University (2-0)

2013 *	W	80-66	N
2017 !	W	71-41	N

* Hardwood Tournament of Hope (Puerta Vallarta, Mexico)

! Paradise Jam (St. Thomas, U.S. Virgin Islands)

Home: 0-0

Away: 0-0

Neutral: 2-0

Current GU Streak - Won 2

Wisconsin (2-1)

1991 *	L	77-80	N
2013	W	62-53	H
2014	W	70-55	A

Home: 1-0

Away: 1-0

Neutral: 0-1

* Coors Classic (Boulder, CO)

Current GU Streak - Won 2

Wyoming (10-1)

1990 *	L	60-69	N
2009	W	68-58	A
2009	W	67-39	H
2015	W	70-56	A
2016	W	61-57 (ot)	H
2019	W	65-54	A

YEAR-BY-YEAR RESULTS

1986-87 (11-16, Ind.)

Coach Mike Petersen

Date	Opponent	W/L	Score
11/28	at Portland State	L	75-84
12/5	% Portland State	W	60-52
12/6	% Washington State	L	63-75
12/12	# CONCORDIA (Ore)	W	74-56
12/13	# OREGON	L	67-83
12/20	HAWAI'I	L	62-66
12/22	at Washington	L	59-94
12/30	at Idaho	L	49-51
1/5	at San Diego	W	64-60
1/7	at California Lutheran	W	93-45
1/8	MONTANA STATE	W	63-59
1/10	MONTANA	L	43-61
1/13	WHITWORTH	W	61-43
1/23	C. WASHINGTON	W	74-49
1/29	BOISE STATE	W	61-51
2/4	WASHINGTON ST	L	58-68
2/7	at Montana State	L	47-65
2/8	at Montana	L	54-69
2/10	at Eastern Washington	L	56-89
2/13	PORTLAND STATE	L	65-67
2/14	PORTLAND	W	72-62
2/20	WEBER STATE	W	62-51
2/21	IDAHO STATE	L	62-64
2/25	at Portland	L	66-70
2/27	^ New Orleans	L	55-67
2/28	^ Miami, Fla	L	52-79
2/29	^ Radford	W	70-67

% Dial Classic (Pullman, WA)

Bulldog Invitational (Spokane)

^ Northern Lights Invitational (Anchorage, AK)

1987-88 (18-9 / 11-3 (1st) in WCC)

Coach Mike Petersen

Date	Opponent	W/L	Score
11/27	at Oregon	L	55-70
12/1	CENTRAL WASHINGTON	W	70-60
12/4	# Eastern Washington	L	61-71
12/5	# Idaho	W	66-51
12/8	at Whitworth	W	75-57
12/12	LEWIS-CLARK STATE	W	68-57
12/19	at Northwest Nazarene	W	78-48
12/21	at Boise State	L	59-63
12/30	at Washington State	L	50-74
1/3	PORTLAND STATE	W	65-61
1/4	MONTANA	L	58-73
1/6	at Idaho	W	57-54
1/9	WASHINGTON	L	42-65
1/14	* SAN FRANCISCO	W	57-36
1/16	* SANTA CLARA	W	59-45
1/22	* at Pepperdine	W	60-59
1/23	* at Loyola Marymount	W	56-55
1/28	* LOYOLA MARYMOUNT	W	66-52
1/30	* PEPPERDINE	W	63-59
2/4	* at San Diego	W	69-67
2/6	* at Saint Mary's	L	63-79
2/11	* SAINT MARY'S	W	77-56
2/13	* SAN DIEGO	W	77-59
2/17	* PORTLAND	W	73-55
2/20	* at Portland	L	51-54

2/26	* at Santa Clara	W	63-56
2/27	* at San Francisco	L	47-62

* WCC Game

Wheatland Classic (Cheney, WA)

1988-89 (15-13 / 11-3 (2nd) in WCC)

Coach Mike Petersen

Date	Opponent	W/L	Score
11/20	# Southern Utah	L	57-66
11/21	# Portland State	W	59-57
11/30	CENTRAL WASHINGTON	W	69-72
12/1	+ MONTANA STATE	W	59-51
12/3	+ BOISE STATE	L	59-65
12/9	^ Washington State	L	52-79
12/10	^ Eastern Washington	L	40-45
12/17	ST. MARTINS	W	102-46
12/19	IDAHO	L	51-53
12/20	LEWIS-CLARK STATE	W	70-39
12/27	at Washington	L	49-69
12/31	at Montana State	L	47-50
1/2	at Montana	L	54-74
1/13	* SAN DIEGO	W	69-65 (ot)
1/14	* SAINT MARY'S	W	88-74
1/20	* at Loyola Marymount	L	62-67 (ot)
1/21	* at Pepperdine	W	71-50
1/25	* PORTLAND	W	55-48
1/28	* at Portland	W	56-45
2/3	* SANTA CLARA	W	72-46
2/4	* SAN FRANCISCO	W	64-50
2/10	* at San Francisco	W	51-46
2/11	* at Santa Clara	W	55-51
2/17	* PEPPERDINE	W	59-48
2/18	* LOYOLA MARYMOUNT	L	59-65
2/24	* at Saint Mary's	W	68-58
2/28	* at San Diego	L	46-51

* WCC Game

Boise State Tournament (Boise, ID)

+ Zip's Bulldog Invite (Spokane, WA)

^ Wheatland Classic (Cheney, WA)

1989-90 (10-17 / 5-9 (5th) in WCC)

Coach Julie Holt

Date	Opponent	W/L	Score
11/24	# Wyoming	L	60-69
11/25	# Texas Christian	W	72-65
11/28	CENTRAL WASHINGTON	W	73-57
12/5	WASHINGTON	L	45-70
12/8	+ IDAHO	L	51-61
12/9	+ EASTERN WASHINGTON	L	69-74
12/10	COLORADO	L	41-58
12/17	MONTANA	L	44-57
12/29	at Oregon	L	40-64
1/2	PORTLAND STATE	W	65-64
1/3	WARNER PACIFIC	W	88-54
1/12	* at Saint Mary's	L	64-83
1/13	* at San Francisco	L	55-56
1/15	at Boise State	L	48-79
1/18	* LOYOLA MARYMOUNT	L	66-70 (ot)
1/20	* PEPPERDINE	W	76-66
1/23	LEWIS-CLARK STATE	W	61-56
1/26	* at Pepperdine	W	83-76 (ot)

2025-26 GONZAGA WOMEN'S BASKETBALL RECORD BOOK

1/27	* at Loyola Marymount	L	56-63
2/1	* SANTA CLARA	W	59-45
2/3	* SAN DIEGO	L	54-62
2/8	* at San Diego	L	56-76
2/10	* at Santa Clara	L	56-61
2/14	* PORTLAND	W	83-52
2/17	* at Portland	L	65-76
2/22	* SAN FRANCISCO	W	70-65
2/24	* SAINT MARY'S	L	64-67

* WCC Game

Mark IV Classic (Moscow, ID)

+ Wheatland Classic (Spokane, WA)

1990-91 (13-15 / 7-7 (4th) in WCC)

Coach Julie Holt

Date	Opponent	W/L	Score
11/23	# Colorado	L	59-87
11/24	# Wisconsin	L	77-80
11/27	CENTRAL WASHINGTON	W	87-58
11/29	at Montana	L	46-96
11/30	at Montana State	L	48-65
12/2	OREGON	L	60-74
12/7	+ Eastern Washington	W	72-55
12/8	+ Washington State	L	59-70
12/15	IDAHO	W	71-67
12/17	EASTERN WASHINGTON	W	68-61
12/28	at Washington	L	32-91
1/3	at Portland State	L	62-79
1/6	at Boise State	W	49-47
1/11	* at Saint Mary's	L	78-92
1/12	* at San Francisco	L	72-83
1/16	* PORTLAND	W	89-58
1/19	* at Portland	W	75-62
1/24	* SANTA CLARA	L	60-65
1/26	* SAN DIEGO	L	61-65
1/31	* at San Diego	L	72-77
2/2	* at Santa Clara	L	60-78
2/4	at Eastern Washington	W	78-68
2/7	* LOYOLA MARYMOUNT	W	81-60
2/9	* PEPPERDINE	W	92-84 (2ot)
2/15	* at Pepperdine	L	54-78
2/16	* at Loyola Marymount	W	66-59
2/21	* SAN FRANCISCO	W	66-56
2/23	* SAINT MARY'S	W	73-61

* WCC Game

Coors Classic (Boulder, CO)

+ Wheatland Classic (Pullman, WA)

1991-92 (8-19 / 5-9 (6th) in WCC)

Coach Julie Holt

Date	Opponent	W/L	Score
11/22	+ Washington State	L	37-88
11/23	+ Idaho	L	42-69
11/29	# Cal-State Fullerton	L	57-80
11/30	# San Diego State	L	54-69
12/5	at Eastern Washington	W	73-71
12/7	CENTRAL WASHINGTON	W	97-60
12/9	WASHINGTON	L	67-73 (ot)
12/14	MONTANA	L	55-76
12/20	at Idaho	L	67-83
1/2	PORTLAND STATE	L	58-91

1/6	WHITWORTH	W	72-64 (ot)
1/8	BOISE STATE	L	80-84
1/11	MONTANA STATE	L	43-56
1/16	* PEPPERDINE	L	60-73
1/18	* LOYOLA MARYMOUNT	W	77-55
1/23	* at Santa Clara	L	61-83
1/25	* at San Diego	W	66-65
1/29	* PORTLAND	L	86-91
2/1	* at Portland	L	80-82
2/6	* SAINT MARY'S	W	73-65
2/8	* SAN FRANCISCO	W	66-59
2/14	* at San Francisco	L	43-68
2/15	* at Saint Mary's	L	53-79
2/20	* SAN DIEGO	L	56-70
2/22	* SANTA CLARA	L	50-63
2/28	* at Loyola Marymount	W	75-63
2/29	* at Pepperdine	L	59-97

* WCC Game

+ Wheatland Classic (Cheney, WA)

Titan Classic (Fullerton, CA)

1992-93 (11-15 / 6-8 (T4th) in WCC)

Coach Julie Holt

Date	Opponent	W/L	Score
12/1	CENTRAL WASHINGTON	W	67-43
12/4	# Missouri-Kansas City	L	53-67
12/5	# Nevada	W	66-63
12/8	WHITWORTH	W	95-66
12/10	WASHINGTON STATE	W	71-69
12/12	IDAHO	L	72-76
12/14	EASTERN WASHINGTON	W	69-54
12/19	at Montana State	L	71-80
12/20	at Montana	L	52-68
1/5	at Washington	L	64-94
1/9	at Boise State	L	69-75
1/11	at Eastern Washington	L	69-70
1/15	* at Pepperdine	L	72-93
1/16	* at Loyola Marymount	L	56-71
1/21	* SANTA CLARA	W	71-68
1/23	* SAN DIEGO	W	55-53
1/27	* PORTLAND	W	88-77
1/30	* at Portland	L	70-72
2/5	* at Saint Mary's	L	61-76
2/6	* at San Francisco	L	58-80
2/11	* SAN FRANCISCO	W	88-69
2/13	* SAINT MARY'S	W	87-71
2/18	* at San Diego	L	62-87
2/20	* at Santa Clara	L	59-72
2/25	* LOYOLA MARYMOUNT	W	65-59
2/27	* PEPPERDINE	L	67-70

* WCC Game

Thanksgiving Classic (Moscow, ID)

1993-94 (21-10 / 10-4 (2nd) in WCC)

Coach Julie Holt

Date	Opponent	W/L	Score
11/28	at Idaho	W	88-62
12/1	WHITWORTH	W	72-55
12/7	LEWIS-CLARK STATE	W	85-81
12/10	EASTERN WASHINGTON	W	66-61
12/11	at Washington State	L	60-69

2025-26 GONZAGA WOMEN'S BASKETBALL RECORD BOOK

12/18	at Washington	L	40-63
12/29	# Brigham Young	W	75-67
12/30	# Mississippi	W	66-62
1/4	MONTANA STATE	W	62-44
1/6	MONTANA	W	70-62
1/10	at Eastern Washington	W	68-58
1/11	at San Diego State	L	54-69
1/13	* at San Diego	L	69-91
1/15	* at San Francisco	L	63-73
1/20	* SANTA CLARA	W	79-73
1/22	* SAINT MARY'S	W	80-52
1/28	* at Saint Mary's	W	54-53
1/29	* at Santa Clara	L	68-78
2/3	* LOYOLA MARYMOUNT	W	73-53
2/5	* PEPPERDINE	W	70-62
2/11	* at Pepperdine	W	70-69
2/12	* at Loyola Marymount	L	62-66
2/16	* PORTLAND	W	84-67
2/19	* at Portland	W	74-64
2/24	* SAN FRANCISCO	W	83-68
2/26	* SAN DIEGO	W	73-62
3/10	+ Saint Mary's	W	84-66
3/11	+ Portland	L	65-73
3/24	^ Pittsburgh	L	77-89
3/25	^ New Mexico State	L	63-83
3/26	^ Northeast Louisiana	W	105-69

* WCC Game

+ WCC Tournament (Santa Clara, CA)

BYU Holiday Classic (Provo, UT)

^ WNIT (Amarillo, TX)

1994-95 (9-17 / 4-10 (T6th) in WCC)

Coach Kellee Barney

Date	Opponent	W/L	Score
11/28	at Eastern Washington	W	70-58
12/2	# Memphis	W	80-78
12/3	# Oregon State	L	61-76
12/6	BOISE STATE	L	71-76
12/8	IDAHO	W	72-58
12/10	WASHINGTON STATE	L	65-74
12/17	WHITWORTH	W	67-54
12/21	at Washington	L	59-88
1/3	at Montana State	L	67-69
1/4	at Montana	L	42-72
1/7	EASTERN WASHINGTON	W	71-62
1/12	* SAN DIEGO	W	77-64 (ot)
1/14	* SAN FRANCISCO	L	77-83 (ot)
1/20	* at Santa Clara	L	68-81
1/21	* at Saint Mary's	L	47-58
1/26	* SAINT MARY'S	W	82-75 (ot)
1/28	* SANTA CLARA	L	62-71
2/3	* at Loyola Marymount	L	68-86
2/4	* at Pepperdine	L	80-85
2/9	* PEPPERDINE	W	63-62
2/11	* LOYOLA MARYMOUNT	W	80-66
2/15	* PORTLAND	L	48-60
2/18	* at Portland	L	67-89
2/23	* at San Francisco	L	77-93
2/25	* at San Diego	L	71-72
3/2	+ Portland	L	73-79

* WCC Game

+ WCC Tournament

Gazette Times Classic (Corvallis, OR)

1995-96 (4-23 / 2-12 (8th) in WCC)

Coach Kellee Barney

Date	Opponent	W/L	Score
11/24	# Nebraska	L	40-87
11/25	# James Madison	L	66-72
11/28	at Idaho	W	62-58
11/30	at Eastern Washington	L	50-60
12/6	WASHINGTON	L	55-71
12/8	UTAH	L	59-89
12/11	MONTANA	L	56-57
12/18	SAN DIEGO STATE	L	59-78
12/28	IDAHO STATE	L	63-67
12/31	at Boise State	L	82-86
1/2	at Oregon	L	45-83
1/6	EASTERN WASHINGTON	W	73-62
1/11	* SANTA CLARA	L	69-79
1/13	* SAINT MARY'S	W	88-78
1/18	* at San Diego	L	55-78
1/20	* at San Francisco	L	54-76
1/24	* PORTLAND	L	61-82
1/27	* at Portland	L	56-96
2/1	* LOYOLA MARYMOUNT	L	63-71
2/3	* PEPPERDINE	L	69-81
2/9	* at Pepperdine	L	60-89
2/10	* at Loyola Marymount	L	57-72
2/15	* SAN FRANCISCO	L	46-52
2/17	* SAN DIEGO	W	68-57
2/23	* at Saint Mary's	L	63-74
2/24	* at Santa Clara	L	75-87
2/29	+ Portland	L	60-77

* WCC Game

+ WCC Tournament (Santa Clara, CA)

Cablevision Classic (Lincoln, NE)

1996-97 (4-23 / 2-12 (7th) in WCC)

Coach Kellee Barney

Date	Opponent	W/L	Score
11/22	# Idaho State	W	58-56
11/23	# Navy	L	55-58
11/26	at Eastern Washington	L	69-83
11/30	^ Washington State	L	55-85
12/3	at Montana	L	66-81
12/6	& Weber State	L	67-73
12/7	& Fresno State	L	53-73
12/10	at Washington	L	45-74
12/14	OREGON	L	33-52
12/28	at Utah	L	60-90
1/2	IDAHO	W	57-55
1/4	BOISE STATE	L	45-76
1/10	* at Santa Clara	L	40-84
1/11	* at Saint Mary's	L	54-87
1/16	* SAN DIEGO	W	54-47
1/18	* SAN FRANCISCO	L	41-54
1/24	* at Loyola Marymount	L	62-66 (ot)
1/25	* at Pepperdine	L	41-86
1/30	* PEPPERDINE	L	56-72
2/1	* LOYOLA MARYMOUNT	W	79-74
2/5	* PORTLAND	L	63-77

2025-26 GONZAGA WOMEN'S BASKETBALL RECORD BOOK

2/8	* at Portland	L	67-88
2/13	* at San Francisco	L	47-76
2/15	* at San Diego	L	56-60
2/20	* SAINT MARY'S	L	51-70
2/22	* SANTA CLARA	L	44-84
2/27	+ San Francisco	L	49-86

* WCC Game

+ WCC Tournament (Los Angeles, CA)

Gate City Shootout (Pocatello, ID)

^ Played at Spokane Arena (Spokane, WA)

& Dial Classic (Pullman, WA)

1997-98 (11-16 / 3-11 (7th) in WCC)

Coach Kellee Barney

Date	Opponent	W/L	Score
11/20	EASTERN WASHINGTON	W	87-46
11/26	at Eastern Washington	W	73-57
11/28	WASHINGTON STATE	L	59-78
12/2	MONTANA STATE	L	68-73
12/6	at Cal Poly	W	83-73
12/9	WASHINGTON	L	67-77
12/13	CONCORDIA (Ore)	W	96-57
12/15	MONTANA	W	68-65
12/19	at Idaho	W	75-73
12/29	at Weber State	W	83-80
1/2	WESTERN BAPTIST	W	89-47
1/6	at Boise State	L	65-75
1/8	* LOYOLA MARYMOUNT	W	71-59
1/10	* PEPPERDINE	L	81-84
1/15	* at San Diego	L	62-68
1/17	* at Saint Mary's	L	64-81
1/22	* SAINT MARY'S	L	63-88
1/24	* SAN DIEGO	L	50-57
1/30	* at San Francisco	L	57-75
1/31	* at Santa Clara	L	58-98
2/5	* SANTA CLARA	W	72-71
2/7	* SAN FRANCISCO	L	53-56
2/11	* PORTLAND	L	50-79
2/14	* at Portland	L	57-71
2/20	* at Pepperdine	L	59-79
2/21	* at Loyola Marymount	W	72-62
2/26	+ Pepperdine	L	56-75

* WCC Game

+ WCC Tournament (Santa Clara, CA)

1998-99 (8-19 / 4-10 (T6th) in WCC)

Coach Kellee Barney

Date	Opponent	W/L	Score
11/13	at Montana State	L	49-58
11/16	at Montana	L	63-79
11/20	EASTERN WASHINGTON	W	59-57
11/24	at Washington	L	57-92
11/29	BOISE STATE	L	49-68
12/5	# Arizona State	L	52-96
12/6	# Pacific	W	65-64
12/12	WEBER STATE	W	71-61
12/18	at Washington State	L	70-75
12/20	at Eastern Washington	L	63-65
12/30	CAL POLY	L	55-60
1/2	IDAHO	W	87-81
1/8	* at Loyola Marymount	L	57-64

1/9	* at Pepperdine	L	49-75
1/13	* PORTLAND	W	77-65
1/16	* at Portland	L	59-75
1/21	* SAN FRANCISCO	W	63-59
1/23	* SANTA CLARA	L	57-79
1/29	* at Santa Clara	L	64-79
1/30	* at San Francisco	L	70-88
2/4	* SAN DIEGO	W	64-48
2/6	* SAINT MARY'S	L	44-69
2/11	* at Saint Mary's	L	55-79
2/13	* at San Diego	L	54-72
2/18	* PEPPERDINE	L	64-77
2/20	* LOYOLA MARYMOUNT	W	69-57
2/25	+ Santa Clara	L	42-69

* WCC Game

+ WCC Tournament (Santa Clara, CA)

Wells Fargo Classic (Tempe, AZ)

1999-2000 (9-19 / 2-12 (8th) in WCC)

Coach Kellee Barney

Date	Opponent	W/L	Score
11/21	at San Jose State	W	82-65
11/23	at Pacific	L	70-84
11/26	at Brigham Young	L	58-77
11/30	at Eastern Washington	W	61-44
12/3	# American	L	64-65 (ot)
12/4	# Texas Southern	W	74-52
12/8	WASHINGTON STATE	W	82-66
12/12	MONTANA	W	43-41
12/17	EASTERN WASHINGTON	W	58-57
12/21	CAL POLY	W	70-48
12/30	UC-SANTA BARBARA	L	58-76
1/5	at Boise State	L	56-69
1/8	at Idaho	L	67-73
1/14	* at San Francisco	W	76-71
1/15	* at Santa Clara	L	66-98
1/20	* SAINT MARY'S	L	36-69
1/22	* SAN DIEGO	L	57-60
1/26	* PORTLAND	W	71-53
1/29	* at Portland	L	62-64
2/4	* at Pepperdine	L	67-89
2/5	* at Loyola Marymount	L	73-94
2/10	* LOYOLA MARYMOUNT	L	59-74
2/12	* PEPPERDINE	L	68-74
2/17	* at San Diego	L	64-77
2/19	* at Saint Mary's	L	68-76
2/24	* SANTA CLARA	L	71-84
2/26	* SAN FRANCISCO	L	70-76
3/2	+ Pepperdine	L	71-82

* WCC Game

+ WCC Tournament (Santa Clara, CA)

SW Airlines Lobo Classic (Albuquerque, NM)

2000-01 (5-23 / 0-14 (8th) in WCC)

Coach Kelly Graves

Date	Opponent	W/L	Score
11/18	BOISE STATE	W	72-60
11/22	at Cal Poly	L	51-60
11/24	# Tennessee-Chattanooga	L	60-72
11/25	# Illinois State	W	64-55
11/29	EASTERN WASHINGTON	L	57-59

2025-26 GONZAGA WOMEN'S BASKETBALL RECORD BOOK

12/2	BRIGHAM YOUNG	L	57-74
12/5	MONTANA STATE	L	47-61
12/7	UC RIVERSIDE	W	73-67
12/17	at Washington State	L	56-74
12/20	at Montana	W	74-73
12/22	at Montana State	L	47-68
12/30	at Sacramento State	L	58-71
1/2	& COLGATE	W	67-56
1/11	* SAN FRANCISCO	L	52-72
1/13	* SAINT MARY'S	L	36-62
1/18	* PORTLAND	L	53-54
1/21	* at Portland	L	40-52
1/25	* at San Diego	L	55-81
1/27	* at Santa Clara	L	48-74
2/1	* PEPPERDINE	L	56-61
2/3	* LOYOLA MARYMOUNT	L	58-62
2/9	* at Saint Mary's	L	50-63
2/10	* at San Francisco	L	60-88
2/16	* at Loyola Marymount	L	37-60
2/17	* at Pepperdine	L	55-78
2/22	* SANTA CLARA	L	54-70
2/24	* SAN DIEGO	L	80-84
3/1	+ Saint Mary's	L	59-84

* WCC Game

+ WCC Tournament (San Diego, CA)

Pacific Bell Classic (San Diego, CA)

& Played at Spokane Arena

2001-02 (11-18 / 2-12 (8th) in WCC)

Coach Kelly Graves

Date	Opponent	W/L	Score
11/16	# New Mexico State	L	71-78
11/17	# at Idaho State	W	83-68
11/20	& at Alaska Anchorage	W	98-45
11/21	& Iowa	L	73-90
11/24	PACIFIC	L	85-86 (ot)
11/29	at Washington State	L	72-80
12/1	SAINT MARTIN'S	W	79-51
12/4	at Eastern Washington	W	69-64
12/6	WHITWORTH	W	65-54
12/8	CAL STATE FULLERTON	W	89-48
12/14	at Boise State	L	59-71
12/31	at UC Riverside	W	75-64
1/2	at Sacramento State	W	89-55
1/5	MONTANA	W	57-50
1/10	* at Santa Clara	L	69-99
1/12	* at San Diego	W	75-65 (ot)
1/17	* PEPPERDINE	L	69-77
1/19	* LOYOLA MARYMOUNT	L	74-76 (ot)
1/25	* at San Francisco	L	58-73
1/26	* at Saint Mary's	L	49-69
1/31	* PORTLAND	L	59-62
2/3	* at Portland	W	71-65
2/7	* SAN DIEGO	L	48-63
2/9	* SANTA CLARA	L	75-81
2/15	* at Loyola Marymount	L	49-63
2/16	* at Pepperdine	L	66-73
2/21	* SAINT MARY'S	L	64-73
2/23	* SAN FRANCISCO	L	67-72
2/28	+ Pepperdine	L	64-68

* WCC Game

+ WCC Tournament (San Diego, CA)

American Dream Classic (Pocatello, ID)
& Great Alaska Shootout (Anchorage, AK)

2002-03 (18-12 / 9-5 (T2nd) in WCC)

Coach Kelly Graves

Date	Opponent	W/L	Score
11/22	at Oregon	L	72-83
11/25	MONTANA STATE NORTHERN	W	76-51
11/29	# at Hawai'i	L	61-71
11/30	# Denver	L	43-62
12/1	# Fordham	L	69-74
12/5	TEXAS PAN AMERICAN	W	71-55
12/7	SAN JOSE STATE	W	65-54
12/11	WASHINGTON STATE	W	77-57
12/15	WHITWORTH	W	85-36
12/12	WEBER STATE	L	49-52
12/29	BOISE STATE	W	82-55
12/31	at Cal State Fullerton	W	75-57
1/2	at UC Riverside	W	64-55
1/5	at Montana	L	68-73
1/8	EASTERN WASHINGTON	W	71-64
1/10	* at Pepperdine	L	63-78
1/11	* at Loyola Marymount	L	42-58
1/16	* SAN FRANCISCO	W	59-47
1/18	* SAINT MARY'S	W	67-53
1/25	* PORTLAND	W	72-59
1/30	* at San Diego	W	67-58
2/1	* at Santa Clara	L	41-65
2/6	* LOYOLA MARYMOUNT	W	67-64
2/8	* PEPPERDINE	L	60-66
2/14	* at Saint Mary's	W	67-43
2/15	* at San Francisco	L	57-59
2/22	* at Portland	W	64-50
2/27	* SANTA CLARA	W	69-53
3/1	* SAN DIEGO	W	86-72
3/8	+ Santa Clara	L	59-60 (ot)

* WCC Game

+ WCC Tournament (San Diego, CA)

Rainbow Wahine Classic (Honolulu, HI)

2003-04 (18-12 / 10-4 (T2nd) in WCC)

Coach Kelly Graves

Date	Opponent	W/L	Score
11/21	# Houston	L	54-66
11/22	# Butler	W	65-59
11/25	OREGON	L	57-73
11/28	& at Washington	L	56-70
11/29	& Yale	W	69-48
12/4	at Utah	L	64-88
12/6	at Weber State	L	54-72
12/10	BOISE STATE	W	75-54
12/12	at Portland State	W	69-61
12/14	UC RIVERSIDE	W	68-54
12/29	SEATTLE UNIVERSITY	W	76-40
12/31	Eastern Washington (Spokane Arena)	L	69-72
1/4	MONTANA	W	60-52
1/8	* PEPPERDINE	W	75-44
1/10	* LOYOLA MARYMOUNT	W	70-54
1/15	* at San Francisco	W	72-61 (ot)
1/17	* at Saint Mary's	L	48-60
1/24	* PORTLAND	W	64-55

2025-26 GONZAGA WOMEN'S BASKETBALL RECORD BOOK

1/29	* SANTA CLARA	W	77-69
1/31	* SAN DIEGO	W	61-58
2/5	* at Loyola Marymount	L	58-70
2/7	* at Pepperdine	L	62-73
2/12	* SAINT MARY'S	W	68-45
2/15	* SAN FRANCISCO	L	53-59
2/21	* at Portland	W	83-71
2/26	* at Santa Clara	W	80-67
2/28	* at San Diego	W	55-53
3/6	+ Pepperdine	W	66-64 (ot)
3/7	+ Loyola Marymount	L	58-61
3/19	\$ at Oregon State	L	64-69

* WCC Game
 + WCC Tournament (Santa Clara, CA)
 # Hawkeye Challenge (Iowa City, IA)
 & Seattle Times Classic (Seattle, WA)
 \$ Women's NIT (Corvallis, OR)

2004-05 (28-4 / 14-0 (1st) in WCC)
 Coach Kelly Graves

Date	Opponent	W/L	Score
11/20	UTAH VALLEY STATE	W	87-41
11/26	# Providence	W	85-38
11/27	# at New Mexico	L	54-76
11/30	at Eastern Washington	W	72-51
12/3	& Nevada	W	70-49
12/4	& at Arizona State	L	58-77
12/10	at Montana	W	57-51
12/12	at Boise State	W	61-59
12/18	IDAHO	W	70-53
12/20	PORTLAND STATE	W	66-48
12/29	UTAH	W	66-60
12/31	DENVER	W	63-39
1/3	SACRAMENTO STATE	W	71-56
1/6	* SANTA CLARA	W	85-50
1/8	* SAINT MARY'S	W	74-50
1/13	* at Loyola Marymount	W	67-59
1/15	* at Pepperdine	W	71-54
1/20	* SAN FRANCISCO	W	81-62
1/22	* SAN DIEGO	W	67-44
1/29	* at Portland	W	67-56
2/3	* at Saint Mary's	W	70-60
2/5	* at Santa Clara	W	66-61
2/10	* PEPPERDINE	W	61-51
2/12	* LOYOLA MARYMOUNT	W	70-48
2/17	* at San Francisco	W	70-62
2/19	* at San Diego	W	74-59
2/26	* PORTLAND	W	81-35
3/3	+ Portland	W	77-42
3/5	+ Pepperdine	W	58-40
3/6	+ at Santa Clara	L	66-77
3/16	\$ BRIGHAM YOUNG	W	71-57
3/21	! at Southwest Missouri State	L	66-85

* WCC Game
 + WCC Tournament (Santa Clara, CA)
 # Thanksgiving Classic (Albuquerque, NM)
 & Wells Fargo Holiday Classic (Tempe, AZ)
 \$ Sportsview.TV Women's NIT (Spokane, WA)
 ! Sportsview.TV Women's NIT (Springfield, MO)

2005-06 (16-14 / 11-3 (T1st) in WCC)

Coach Kelly Graves

Date	Opponent	W/L	Score
11/18	San Jose State	L	61-69
11/20	EASTERN WASHINGTON	W	54-51
11/24	\$ Maryland	L	50-88
11/25	\$ Tennessee	L	65-79
11/26	\$ Michigan State	L	45-60
11/30	Idaho	L	62-69
12/2	# Northwestern State	W	92-68
12/3	# Northern Colorado	W	69-48
12/5	Sacramento State	L	54-73
12/10	Utah	L	54-81
12/18	MONTANA	L	60-72
12/21	Denver	L	52-60
12/23	SAN JOSE STATE	W	68-53
12/30	UTAH VALLEY STATE	L	51-60
1/2	PORTLAND STATE	W	81-57
1/6	* SANTA CLARA	W	70-60
1/8	* SAINT MARY'S	W	56-42
1/12	* Pepperdine	L	58-59 (ot)
1/14	* Loyola Marymount	L	46-75
1/19	* SAN DIEGO	W	81-66
1/21	* SAN FRANCISCO	W	54-42
1/29	* PORTLAND	W	67-60
2/2	* Santa Clara	L	52-74
2/4	* Saint Mary's	W	68-58
2/11	* Portland	W	46-41
2/16	* LOYOLA MARYMOUNT	W	53-43
2/18	* PEPPERDINE	W	55-38
2/23	* San Diego	W	58-51
2/25	* San Francisco	W	71-53
3/2	+ SAN FRANCISCO	L	67-75

* WCC Game
 + WCC Tournament (Spokane, WA)
 \$ Paradise Jam (St. Thomas - U.S. Virgin Islands)
 # John Ascuaga's Nugget Classic (Reno, NV)

2006-07 (24-10 / 13-1 (1st) in WCC)

Coach Kelly Graves

Date	Opponent	W/L	Score
11/10	UTAH	W	57-45
11/12	UC DAVIS	W	73-70
11/16	SACRAMENTO STATE	W	84-43
11/19	Montana	L	78-88
11/21	Portland State	W	76-59
11/24	!UCLA	W	62-57
11/25	!North Carolina	L	101-63
11/26	!Hawai'i	L	57-68
11/30	SEATTLE PACIFIC	W	74-58
12/2	Purdue	L	44-69
12/6	ARIZONA STATE	L	66-81
12/9	Eastern Washington	W	103-102 (ot)
12/15	Washington	L	61-75
12/17	Marquette	L	60-74
12/20	DAVIDSON	L	69-77
12/30	MONTANA STATE	W	81-53
1/5	* Loyola Marymount	W	60-56
1/7	* Pepperdine	W	58-35
1/11	* SANTA CLARA	W	78-73 (ot)
1/13	* SAINT MARY'S	W	85-49
1/20	* PORTLAND	W	61-48

2025-26 GONZAGA WOMEN'S BASKETBALL RECORD BOOK

1/25	* San Francisco	W	58-53
1/27	* San Diego	W	87-82
2/1	* PEPPERDINE	L	56-70
2/3	* LOYOLA MARYMOUNT	W	66-56
2/8	* Saint Mary's	W	78-68
2/10	* Santa Clara	W	79-68
2/17	* Portland	W	88-58
2/22	* SAN DIEGO	W	71-58
2/24	* SAN FRANCISCO	W	57-37
3/1	+ Portland	W	68-55
3/3	+ San Francisco	W	59-38
3/4	+ Loyola Marymount	W	64-47
3/17	^ Middle Tennessee State	L	46-85

*** WCC Game**

+ WCC Tournament (Portland, OR)

! Rainbow Wahine Tournament (Honolulu, HI)

^ NCCA Tournament First Round (Stanford, CA)

2007-08 (25-9 / 13-1 (1st) in WCC)

Coach Kelly Graves

Date	Opponent	W/L	Score
11/12	WASHINGTON	W	97-72
11/17	NEVADA	W	93-55
11/19	MONTANA	W	87-71
11/23	MARQUETTE	W	77-64
11/25	Portland State	L	72-75
11/30	\$Arizona State	L	60-78
12/2	\$UC Riverside	L	65-75 (ot)
12/6	UC Davis	W	72-58
12/8	Sacramento State	W	75-63
12/16	Tennessee	L	73-96
12/19	PURDUE	L	61-64
12/21	Montana State	W	82-68
12/29	EASTERN WASHINGTON	W	97-61
12/31	Utah Valley	L	73-94
1/3	Saint Joseph's	W	67-43
1/10	* PEPPERDINE	W	68-56
1/12	* LOYOLA MARYMOUNT	W	81-65
1/17	* San Diego	W	83-76
1/19	* San Francisco	W	74-70
1/26	* PORTLAND	W	76-50
1/31	* SAINT MARY'S	W	74-50
2/2	* SANTA CLARA	W	88-52
2/7	* Loyola Marymount	L	60-75
2/9	* Pepperdine	W	92-85
2/14	* SAN FRANCISCO	W	90-42
2/16	* SAN DIEGO	W	76-60
2/23	* PORTLAND	W	87-67
2/28	* SANTA CLARA	W	80-71
3/1	* Saint Mary's	W	79-63
3/6	+ Pepperdine	W	77-67
3/8	+ Saint Mary's	W	81-64
3/9	+ San Diego	L	66-70
3/20	^ UC DAVIS	W	81-60
3/24	% Colorado	L	68-82

*** WCC Game**

+ WCC Tournament (San Diego, CA)

! Arizona State Classic (Tempe, AZ)

^ WNIT First Round (Spokane, WA)

% WNIT Second Round (Boulder, CO)

2008-09 (27-7 / 12-2 (1st) in WCC)

Coach Kelly Graves

Date	Opponent	W/L	Score
11/14	EASTERN OREGON	W	101-44
11/16	Washington	W	64-59
11/19	UTAH VALLEY	W	95-79
11/21	MONTANA STATE	W	100-47
11/23	Wyoming	W	68-58
11/28	!Marquette	L	77-80
11/29	!Utah	W	60-55
11/30	!Virginia	W	69-62
12/4	Eastern Washington	W	71-56
12/7	UC Santa Barbara	L	47-59
12/12	SOUTH DAKOTA STATE	L	64-78
12/14	PORTLAND STATE	W	86-61
12/19	Montana	W	69-63
12/22	WYOMING	W	67-38
12/30	TENNESSEE	L	58-77
1/2	SAINT JOSEPH'S	W	93-70
1/10	*Portland	W	60-49
1/15	*Santa Clara	W	65-47
1/17	*San Francisco	W	63-42
1/22	*PEPPERDINE	W	66-43
1/24	*LOYOLA MARYMOUNT	W	83-58
1/29	*Saint Mary's	W	91-63
1/31	*San Diego	W	109-73
2/8	*PORTLAND	L	67-70
2/12	*SAINT MARY'S	W	84-56
2/14	*SAN FRANCISCO	W	71-35
2/19	*Loyola Marymount	W	81-78
2/21	*Pepperdine	L	62-72
2/26	*SANTA CLARA	W	92-63
2/28	*SAN DIEGO	W	77-67
3/8	+Loyola Marymount	W	74-63
3/9	+San Diego	W	66-55
3/21	%Xavier	W	74-59
3/23	%Pittsburgh	L	60-65

*** WCC Game**

+ WCC Tournament (Las Vegas, NV)

! WBCA Classic (Milwaukee, WI)

^ NCAA First & Second Rounds (Seattle, WA)

2009-10 (29-5 / 14-0 (1st) in WCC)

Coach Kelly Graves

Date	Opponent	W/L	Score
11/13	South Dakota State	L	71-75 (ot)
11/16	Idaho	W	80-57
11/19	USC	W	70-58
11/22	WASHINGTON	W	81-52
11/25	NORTH DAKOTA	W	85-46
11/29	Stanford	L	74-105
12/1	EASTERN WASHINGTON	W	87-61
12/4	Montana State	W	87-72
12/6	CS NORTHRIDGE	W	80-47
12/11	MONTANA	W	75-48
12/13	Portland State	W	64-57
12/19	# Baylor	L	49-70
12/20	# Texas A&M	L	76-80
12/27	UC IRVINE	W	96-57
12/30	UC SANTA BARBARA	W	88-52
1/9	* PORTLAND	W	90-54
1/14	* SAINT MARY'S	W	87-52

2025-26 GONZAGA WOMEN'S BASKETBALL RECORD BOOK

1/16	* SAN DIEGO	W	75-46
1/21	* Pepperdine	W	107-64
1/23	* Loyola Marymount	W	91-77
1/28	* SANTA CLARA	W	81-43
1/30	* SAN FRANCISCO	W	93-53
2/6	* Portland	W	70-58
2/11	* Saint Mary's	W	88-75
2/13	* San Diego	W	75-61
2/18	* LOYOLA MARYMOUNT	W	73-40
2/20	* PEPPERDINE	W	87-45
2/25	* Santa Clara	W	83-52
2/27	* San Francisco	W	83-35
3/7	+ Santa Clara	W	87-47
3/8	+ Pepperdine	W	76-48
3/20	^ North Carolina	W	82-76
3/22	^ Texas A&M	W	72-71
3/27	! Xavier	L	56-74

*** WCC Game**

+ WCC Tournament (Las Vegas, NV)

Las Vegas Holiday Hoops Classic (Las Vegas, NV)

^ NCAA First & Second Rounds (Seattle, WA)

! NCAA Regional Semifinal (Sacramento, CA)

**2010-11 (31-5 / 14-0 (1st) in WCC)
Coach Kelly Graves**

Date	Opponent	W/L	Score
11/12	at USC	L	73-79
11/14	WHITMAN	W	114-40
11/21	STANFORD	L	78-84
11/23	at North Dakota	W	83-45
11/26	@ Mississippi	L	52-53
11/27	@ North Carolina Central	W	94-52
11/28	@ Washington State	W	67-65
12/3	at Eastern Washington	W	101-74
12/5	at Montana	W	80-62
12/11	WASHINGTON STATE	W	80-62
12/17	IDAHO	W	93-75
12/21	BYU	W	91-64
12/23	CAL STATE FULLERTON	W	101-52
12/29	+ Notre Dame	L	61-70
12/30	+ at Seattle	W	91-64
1/3	SOUTHERN UTAH	W	102-61
1/8	* at Portland	W	81-55
1/13	* at Pepperdine	W	80-61
1/15	* at Loyola Marymount	W	65-59
1/20	* SANTA CLARA	W	89-53
1/22	* SAN FRANCISCO	W	97-60
1/27	* at Saint Mary's	W	106-77
1/29	* at San Diego	W	70-49
2/4	* PORTLAND	W	87-67
2/10	* LOYOLA MARYMOUNT	W	82-42
2/12	* PEPPERDINE	W	73-59
2/17	* at Santa Clara	W	93-65
2/19	* at San Francisco	W	103-59
2/24	* SAINT MARY'S	W	106-66
2/26	* SAN DIEGO	W	80-58
3/6	# Portland	W	96-71
3/7	# Saint Mary's	W	72-46
3/19	^ IOWA	W	92-86
3/21	^ UCLA	W	89-75
3/26	! Louisville	W	76-69
3/28	& Stanford	L	60-83

@ Rainbow Wahine Showdown (Honolulu, HI)

+ Holiday Hoops Classic (Seattle, WA)

*** WCC Game**

WCC Tournament (Las Vegas, NV)

^ NCAA First & Second Rounds (Spokane, WA)

! NCAA Regional Semifinal (Spokane, WA)

& NCAA Regional Final (Spokane, WA)

**2011-12 (28-6 / 14-2 (1st) in WCC)
Coach Kelly Graves**

Date	Opponent	W/L	Score
11/11	HOFSTRA	W	101-88
11/13	Stanford	L	61-76
11/17	Idaho	W	91-42
11/27	PORTLAND STATE	W	99-69
11/30	Washington State	W	71-69
12/2	Cal State Fullerton	W	73-60
12/4	USC	L	51-58
12/9	EASTERN WASHINGTON	W	75-69
12/11	MONTANA	W	70-54
12/17	UC RIVERSIDE	W	83-56
12/19	+ Georgia	W	71-68
12/21	+ Dayton	W	82-76
12/29	* Portland	W	80-65
1/1	Saint Francis	W	87-52
1/5	* Pepperdine	W	79-50
1/7	* Loyola Marymount	W	80-54
1/12	* SAN FRANCISCO	W	87-52
1/14	* SAINT MARY'S	L	63-66
1/19	* Santa Clara	W	81-68
1/21	* San Diego	W	54-44
1/26	* LOYOLA MARYMOUNT	W	79-61
1/28	* Saint Mary's	W	75-70
2/2	* PORTLAND	W	77-56
2/4	* SAN DIEGO	W	69-58
2/9	* BYU	L	40-70
2/11	* San Francisco	W	79-59
2/16	* SANTA CLARA	W	87-55
2/18	* PEPPERDINE	W	66-40
2/25	* BYU	W	77-60
3/3	^ Saint Mary's	W	83-78
3/5	^ BYU	L	66-78
3/17	! RUTGERS	W	86-73
3/19	! MIAMI	W	65-54
3/25	& Kentucky	L	62-79

+ Las Vegas Holiday Hoops Classic (Las Vegas, NV)

*** WCC Game**

^ WCC Tournament (Las Vegas, NV)

! NCAA First & Second Rounds (Spokane, WA)

& NCAA Regional Semifinal (Kingston, RI)

**2012-13 (27-6 / 15-1 (1st) in WCC)
Coach Kelly Graves**

Date	Opponent	W/L	Score
11/9	UC Riverside	W	60-53
11/11	USC	W	63-52
11/16	WISCONSIN	W	62-53
11/18	MONMOUTH	W	77-51
11/20	@ Missouri State	W	80-66
11/21	@ Louisville	L	42-55
11/22	@ Winthrop	W	80-66

2025-26 GONZAGA WOMEN'S BASKETBALL RECORD BOOK

12/2	STANFORD	L	41-69
12/4	EASTERN WASHINGTON	W	65-50
12/7	Portland State	W	54-40
12/9	CAL STATE FULLERTON	W	83-44
12/17	OHIO STATE	L	60-65
12/20	IDAHO	W	97-62
12/29	WASHINGTON STATE	L	51-57
1/3	* SAN DIEGO	W	77-57
1/5	* SANTA CLARA	W	79-50
1/10	* Saint Mary's	L	51-54
1/14	* Portland	W	82-51
1/17	* BYU	W	74-59
1/19	* San Diego	W	62-50
1/24	* Pepperdine	W	80-46
1/31	* LOYOLA MARYMOUNT	W	79-57
2/2	* PEPPERDINE	W	81-52
2/7	* San Francisco	W	84-46
2/9	* Loyola Marymount	W	70-56
2/14	* SAINT MARY'S	W	69-54
2/16	* SAN FRANCISCO	W	101-65
2/21	* Santa Clara	W	70-55
2/23	* BYU	W	66-55
2/28	PORTLAND	W	59-56
3/9	^ BYU	W	62-43
3/11	^ San Diego	W	62-50
3/23	! Iowa State	L	60-72

@ Hardwood Tournament of Hope (Puerto Vallarta)

* WCC Game

^ WCC Tournament (Las Vegas, NV)

! NCAA First Round (Spokane, WA)

2013-14 (29-5 / 16-2 (1st) in WCC)

Coach Kelly Graves

Date	Opponent	W/L	Score
11/8	IDAHO	W	64-56
11/9	UT-MARTIN	W	91-54
11/14	@ Oklahoma	L	78-82
11/20	EASTERN WASHINGTON	W	78-58
11/30	COLGATE	W	81-31
12/2	FAIRFIELD	W	82-42
12/6	PORTLAND STATE	W	96-47
12/8	Ohio State	W	59-58
12/10	Wisconsin	W	70-55
12/14	Stanford	L	45-73
12/16	UC RIVERSIDE	W	87-43
12/21	Washington State	W	70-62
12/28	* Saint Mary's	L	78-79 (ot)
12/30	* Pacific	W	83-68
1/3	* Portland	W	56-24
1/9	* BYU	W	68-42
1/11	* SAN DIEGO	W	79-50
1/17	* San Francisco	W	68-40
1/19	* Santa Clara	W	67-61
1/23	* Loyola Marymount	W	91-82 (ot)
1/25	* Pepperdine	W	69-39
1/30	* SANTA CLARA	W	89-37
2/1	* SAN FRANCISCO	W	101-66
2/6	* PEPPERDINE	W	86-51
2/8	* LOYOLA MARYMOUNT	W	88-51
2/13	* San Diego	W	66-48
2/15	* BYU	L	52-62
2/22	* PORTLAND	W	72-61

2/27	* SAINT MARY'S	W	75-65
3/1	* PACIFIC	W	81-77
3/7	^ San Francisco	W	81-68
3/10	^ Saint Mary's	W	68-60
3/11	^ BYU	W	71-57
3/23	! James Madison	L	63-72

@ Preseason WNIT (Spokane/Norman, OK)

* WCC Game

^ WCC Tournament (Las Vegas, NV)

! NCAA First Round (College Station, TX)

2014-15 (26-8 / 16-2 (1st) in WCC)

Coach Lisa Fortier

Date	Opponent	W/L	Score
11/16	DAYTON	W	75-65
11/18	IDAHO STATE	W	88-63
11/21	Montana State	W	89-60
11/28	@ American	L	56-59
11/29	@ Iowa	L	67-79
12/3	Eastern Washington	W	61-60
12/7	PORTLAND STATE	W	73-41
12/9	WASHINGTON STATE	L	58-59
12/12	Wyoming	W	70-56
12/15	Northwestern	L	43-62
12/20	SOUTHERN UTAH	W	70-51
12/27	* BYU	W	78-62
12/29	* SAN DIEGO	W	67-49
1/3	* PORTLAND	W	79-57
1/8	* San Francisco	W	75-64
1/10	* Santa Clara	W	78-70
1/15	* PEPPERDINE	W	73-64
1/17	* LOYOLA MARYMOUNT	W	76-62
1/22	* Saint Mary's	W	52-42
1/24	* Pacific	W	73-63
1/31	* Portland	W	85-63
2/5	* SANTA CLARA	W	76-49
2/7	* SAN FRANCISCO	W	91-84 (4ot)
2/12	* Loyola Marymount	W	82-59
2/14	* Pepperdine	W	78-56
2/19	* SAINT MARY'S	W	80-72
2/21	* PACIFIC	L	59-71
2/26	* San Diego	L	62-75
2/28	* BYU	W	73-66
3/6	^ Loyola Marymount	W	70-50
3/9	^ BYU	L	55-61
3/20	! George Washington	W	82-69
3/22	! Oregon State	W	76-64
3/28	& Tennessee	L	69-73 (ot)

@ South Point Thanksgiving Shootout (Las Vegas, NV)

* WCC Game

^ WCC Tournament (Las Vegas, NV)

! NCAA First and Second Rounds (Corvallis, OR)

& NCAA Regional Semifinal (Spokane, WA)

2015-16 (19-14 / 10-8 (5th) in WCC)

Coach Lisa Fortier

Date	Opponent	W/L	Score
11/13	AIR FORCE	W	88-35
11/15	STANFORD	L	48-65
11/19	EASTERN WASHINGTON	W	78-56
11/22	@ WEST VIRGINIA	W	62-57

2025-26 GONZAGA WOMEN'S BASKETBALL RECORD BOOK

11/23	@ GRAND CANYON	W	70-44
11/24	@ SOUTHERN CALIFORNIA	L	56-60
11/29	# North Carolina	L	62-67
12/3	WYOMING	W	61-57 (ot)
12/6	MONTANA STATE	W	65-52
12/8	Washington State	L	48-55
12/11	Dayton	W	55-47
12/13	Colgate	W	80-50
12/21	* Pepperdine	W	74-57
12/23	* Loyola Marymount	W	66-59
12/31	* SAN FRANCISCO	W	68-47
1/2	* SANTA CLARA	W	53-44
1/9	* Portland	W	71-63
1/14	* BYU	L	54-58
1/16	* San Diego	L	54-63
1/21	* SAINT MARY'S	L	68-69
1/23	* PACIFIC	W	68-61
1/28	* Santa Clara	L	64-71
1/30	* San Francisco	L	52-71
2/4	* LOYOLA MARYMOUNT	W	83-68
2/6	* PEPPERDINE	W	56-39
2/13	* PORTLAND	W	86-51
2/18	* Saint Mary's	L	47-66
2/20	* Pacific	L	83-84 (ot)
2/25	* SAN DIEGO	L	57-58
2/27	* BYU	W	73-55
3/3	^ Santa Clara	L	58-59
3/17	! UC RIVERSIDE	W	88-54
3/21	! UTAH	L	77-92

@ Hall of Fame Challenge (Spokane, WA)

Hall of Fame Challenge (Uncasville, CT)

* WCC Game

^ WCC Tournament (Las Vegas, NV)

! WNIT First and Second Rounds (Spokane, WA)

2016-17 (26-6 / 14-4 (1st) in WCC)

Coach Lisa Fortier

Date	Opponent	W/L	Score
11/12	NICHOLLS STATE	W	78-46
11/13	UC IRVINE	W	102-38
11/18	Stanford	W	68-63
11/24	% Michigan	L	66-78
11/25	% Florida State	L	69-87
11/26	% Winthrop	W	71-41
12/3	PRESBYTERIAN	W	79-39
12/8	WASHINGTON STATE	W	79-61
12/11	Eastern Washington	W	73-54
12/19	NORTHWESTERN	W	67-56
12/22	COLGATE	W	72-42
12/29	* Pepperdine	L	69-79
12/31	* PACIFIC	L	63-65
1/5	* SAN FRANCISCO	W	61-46
1/7	* PORTLAND	W	67-55
1/12	* Loyola Marymount	W	80-56
1/14	* Saint Mary's	W	79-75
1/19	* SANTA CLARA	W	51-39
1/21	* Portland	W	85-50
1/26	* San Diego	W	57-55
1/28	* PEPPERDINE	W	83-61
2/2	* BYU	W	87-52
2/4	* Santa Clara	W	50-49
2/9	* LOYOLA MARYMOUNT	W	73-61

2/11	* SAINT MARY'S	W	59-58
2/16	* San Francisco	L	72-77
2/18	* Pacific	W	74-58
2/23	* SAN DIEGO	W	62-57
2/25	* BYU	L	63-71
3/3	^ Pacific (Quarterfinals)	W	91-59
3/6	^ San Francisco (Semifinals)	W	77-46
3/7	^ Saint Mary's (Championship)	W	86-75
3/18	! Oklahoma	L	62-75

% Paradise Jam (St. Thomas, U.S. Virgin Islands)

* WCC Game

^ WCC Tournament (Las Vegas, NV)

! NCAA First and Second Rounds (Seattle, WA)

2017-18 (27-6 / 17-1 (1st) in WCC)

Coach Lisa Fortier

Date	Opponent	W/L	Score
11/13	Colorado State	L	49-65
11/18	Montana	W	70-55
11/23	% Belmont	L	63-71
11/24	% Kent State	W	77-57
11/25	% DePaul	L	71-88
11/30	EASTERN WASHINGTON	W	69-45
12/2	PORTLAND STATE	W	91-52
12/6	Washington State	W	64-56
12/9	UNLV	L	50-52
12/17	SAINT FRANCIS (PA)	W	97-74
12/21	WESTERN ILLINOIS	W	80-65
12/28	* Pacific	W	99-72
12/30	* Santa Clara	W	63-51
1/4	* PEPPERDINE	W	73-51
1/6	* LOYOLA MARYMOUNT	W	77-67
1/11	* Portland	W	70-56
1/13	* SAN FRANCISCO	W	74-47
1/18	* Saint Mary's	W	73-65
1/20	* SANTA CLARA	W	71-44
1/25	* PORTLAND	W	75-36
1/27	* San Francisco	W	81-57
2/1	* San Diego	W	63-44
2/3	* BYU	W	84-70
2/8	* PACIFIC	W	90-66
2/10	* SAINT MARY'S	L	56-72
2/15	* Loyola Marymount	W	75-69
2/17	* Pepperdine	W	67-48
2/22	* SAN DIEGO	W	58-54
2/24	* BYU	W	62-37
3/3	^ Pepperdine (Quarterfinals)	W	81-70
3/6	^ San Francisco (Semifinals)	W	65-53
3/7	^ San Diego (Championship)	W	79-71
3/17	! Stanford	L	68-82

% Play4Kay Showcase (Las Vegas, NV)

* WCC Game

^ WCC Tournament (Las Vegas, NV)

! NCAA First and Second Rounds (Stanford, CA)

2018-19 (29-5 / 16-2 (1st) in WCC)

Coach Lisa Fortier

Date	Opponent	W/L	Score
11/7	MONTANA	W	76-52
11/11	Eastern Washington	W	63-51
11/13	IDAHO STATE	W	70-51
11/17	UNLV	W	70-59
11/22	! Notre Dame	L	65-81

2025-26 GONZAGA WOMEN'S BASKETBALL RECORD BOOK

11/23	! Rutgers	W	57-40
11/24	! vs. Western Kentucky	W	76-55
11/28	COLORADO STATE	W	50-39
12/2	STANFORD	W	79-73
12/9	WASHINGTON STATE	W	76-53
12/16	Missouri State	W	70-67
12/21	IDAHO	W	88-51
12/29	* Loyola Marymount	W	78-53
12/31	* Pepperdine	W	79-54
1/3	* SAINT MARY'S	W	74-62
1/5	* PACIFIC	W	88-65
1/12	* PORTLAND	W	97-71
1/17	* BYU	L	68-70
1/19	* San Diego	W	86-61
1/24	* SAN FRANCISCO	W	78-51
1/26	* SANTA CLARA	W	78-61
1/31	* Pacific	W	63-51
2/2	* Saint Mary's	W	66-52
2/9	* Portland	W	93-62
2/14	* SAN DIEGO	W	71-44
2/16	* BYU	L	64-66
2/21	* Santa Clara	W	74-61
2/23	* San Francisco	W	64-44
2/28	* PEPPERDINE	W	83-60
3/2	* LOYOLA MARYMOUNT	W	68-58
3/11	^ Saint Mary's	W	78-77 2OT
3/12	^ BYU	L	68-82
3/23	& UALR	W	68-51
3/25	& Oregon State	L	70-76

*** WCC Conference Game**

! Vancouver Showcase (Vancouver, B.C.)

^ WCC Tournament (Las Vegas, NV)

& NCAA First and Second Rounds (Corvallis, Ore.)

2019-20 (28-3 / 17-1 (1st) in WCC)

Coach Lisa Fortier

Date	Opponent	W/L	Score
11/10	CSU BAKERSFIELD	W	92-48
11/14	TENNESSEE MARTIN	W	78-55
11/17	Stanford	L	70-76 OT
11/22	EASTERN WASHINGTON	W	84-44
11/29	! vs. Dayton	W	76-65
11/30	! vs. Middle Tennessee	W	62-50
12/1	! vs. Purdue	W	63-50
12/5	Montana State	W	70-55
12/8	Washington State	W	76-53
12/14	TEXAS SOUTHERN	W	80-45
12/17	Wyoming	W	65-54
12/20	MISSOURI STATE	W	64-52
12/29	* PORTLAND	W	62-57
1/2	* BYU	W	55-43
1/4	* San Diego	W	57-42
1/9	* SAINT MARY'S	W	74-49
1/11	* PACIFIC	W	68-67
1/16	* Santa Clara	W	67-52
1/18	* San Francisco	W	69-46
1/23	* PEPPERDINE	W	70-36
1/25	* LOYOLA MARYMOUNT	W	78-52
1/30	* SAN DIEGO	W	57-46
2/1	* BYU	W	59-44
2/6	* Pacific	W	83-65

2/8	* Saint Mary's	L	60-70
2/13	* SAN FRANCISCO	W	56-38
2/15	* SANTA CLARA	W	53-46
2/20	* Loyola Marymount	W	75-47
2/22	* Pepperdine	W	64-50
2/29	* Portland	W	56-42
3/9	% vs. Portland	L	69-70

*** WCC Conference Game**

! Gulf Coast Showcase (Estero, FL)

% West Coast Conference Tournament (Las Vegas)

2020-21 (23-4, 16-1 (1st) in WCC)

Coach Lisa Fortier

Date	Opponent	W/L	Score
11/28	! vs. Oklahoma		CANCELLED+
1/29	! vs. South Carolina	L	72-79
11/30	! vs. South Dakota	W	54-50
12/6	at South Dakota State	L	75-72 OT
12/8	at Wyoming	W	89-50
12/13	MONTANA	W	58-51
12/20	^ vs. Eastern Michigan	W	77-68
12/21	^ vs. North Alabama	W	87-57
12/28	* Loyola Marymount	W	65-62
12/30	* Pepperdine	W	58-42
1/2	* SAINT MARY'S	W	69-37
1/4	* PACIFIC	W	79-59
1/9	* PORTLAND	W	75-43
1/14	* Santa Clara	W	71-52
1/16	* San Francisco	W	76-52
1/21	* SAN DIEGO		CANCELLED+
1/23	* BYU		POSTPONED+
1/24	* Portland	W	79-61
1/28	* Pacific	W	77-65
1/30	* Saint Mary's	W	79-52
2/2	* BYU	W	63-56
2/11	* SAN FRANCISCO	W	79-66
2/13	* SANTA CLARA	W	67-50
2/18	* BYU	L	56-61
2/20	* San Diego	W	69-47
2/25	* PEPPERDINE	W	95-49
2/27	* LOYOLA MARYMOUNT	W	77-39
3/8	% Santa Clara	W	72-62
3/9	% BYU	W	43-42
3/22	\$ Belmont	L	59-64

*** WCC Conference Game**

! Bad Boy Mowers Crossover Classic (Sioux Falls, SD)

^ Holiday Hoops Classic (Las Vegas)

% West Coast Conference Tournament (Las Vegas)

\$ NCAA First Round (San Marcos, Texas)

+ Due to COVID-19 protocols within the opposing program

2021-22 (27-7, 15-2 (2nd) in WCC)

Coach Lisa Fortier

Date	Opponent	W/L	Score
11/11	MONTANA STATE	W	72-47
11/14	Montana	W	67-60
11/18	IDAHO STATE	W	69-39
11/21	STANFORD	L	62-66
11/26	! vs. Utah	W	89-71

2025-26 GONZAGA WOMEN'S BASKETBALL RECORD BOOK

11/27	! vs. Eastern Illinois	W	74-53
11/28	! vs. Hawaii	W	68-49
12/3	WYOMING	W	54-57
12/8	WASHINGTON STATE	L	49-51
12/12	STEPHEN F. AUSTIN	W	64-54
12/19	UC Davis	L	66-69
12/21	Eastern Washington	W	76-48
1/6	* Portland	W	76-65
1/9	Stanford	L	50-66
1/13	* Pacific	W	92-51
1/15	* SAN DIEGO	W	76-66
1/20	* PORTLAND	W	68-59
1/22	* Saint Mary's	W	66-53
1/27	* Pepperdine	W	66-54
1/29	* San Diego	W	69-43
2/3	* PACIFIC	W	79-38
2/5	* BYU	L	50-62
2/7	* SAN FRANCISCO	W	55-49
2/10	* Santa Clara	W	72-55
2/12	* San Francisco	W	83-82
2/17	* SAINT MARY'S	W	85-49
2/19	* BYU	L	39-63
2/21	* SANTA CLARA	W	74-58
2/24	* PEPPERDINE	W	85-41
2/26	* LOYOLA MARYMOUNT	W	83-62
3/7	% San Francisco	W	69-55
3/8	% BYU	W	71-59
3/18	\$ Nebraska	W	68-55
3/20	^ Louisville	L	59-68

*** WCC Conference Game**

! Rainbow Wahine Showdown (Honolulu, Hawaii)

% West Coast Conference Tournament (Las Vegas)

\$ NCAA First Round (Louisville, Kentucky)

2022-23 (28-5, 17-1 (1st) in WCC)

Coach Lisa Fortier

Date	Opponent	W/L	Score
11/10	LONG BEACH STATE	W	80-54
11/12	SOUTHERN UTAH	W	91-38
11/15	Wyoming	W	66-64
11/19	! Louisville	W	79-67 (OT)
11/20	! Marquette	L	66-70
11/21	! Tennessee	W	73-72
11/28	MAINE	W	62-43
12/1	Stephen F. Austin	W	71-59
12/4	Stanford	L	63-84
12/6	QUEENS UNIVERSITY	W	73-49
12/11	UC DAVIS	W	73-55
12/17	* BYU	W	67-58
12/19	* SAN DIEGO	W	70-59
12/21	MONTANA	W	82-67
12/29	* Pepperdine	W	77-63
12/31	* Loyola Marymount	W	96-51
1/5	* SAN FRANCISCO	W	63-52
1/7	* SANTA CLARA	W	78-61
1/14	* Portland	W	73-66
1/19	* Pacific	W	81-78
1/21	* Saint Mary's	W	82-57
1/26	* LOYOLA MARYMOUNT	W	66-55
1/28	* PEPPERDINE	W	67-49
2/2	* Santa Clara	L	72-77
2/4	* San Francisco	W	78-56
2/11	* PORTLAND	W	63-53

2/16	* PACIFIC	W	69-58
2/18	* SAINT MARY'S	W	65-51
2/23	* San Diego	W	73-61
2/25	* at BYU	W	58-51
3/6	% BYU	W	79-64
3/7	% Portland	L	60-64
3/17	\$ Ole Miss	L	48-71

*** WCC Conference Game**

! Bad Boy Mowers Battle 4 Atlantis (Paradise Islands, Bahamas)

% West Coast Conference Tournament (Las Vegas)

\$ NCAA First Round (Palo Alto, California)

2023-24 (32-4, 16-0 (1st) in WCC)

Coach Lisa Fortier

Date	Opponent	W/L	Score
11/6	Montana	W	83-70
11/9	Washington State	L	72-77 (OT)
11/12	TOLEDO	W	91-70
11/15	NORTH FLORIDA	W	83-55
11/18	WYOMING	W	80-64
11/24	! Liberty	W	102-59
11/25	! Alabama	W	68-58
11/26	! Louisville	L	70-81
11/29	Eastern Washington	W	82-80
12/3	STANFORD	W	96-78
12/7	California	W	78-70 (OT)
12/9	Rice	W	80-72
12/17	SOUTH DAKOTA ST.	W	83-58
12/20	^ Arizona	W	81-69
12/22	NEW MEXICO	W	67-56
1/4	* Portland	W	74-53
1/11	* SANTA CLARA	W	87-49
1/13	* SAN DIEGO	W	85-67
1/18	* Loyola Marymount	W	72-48
1/20	* SAINT MARY'S	W	89-60
1/25	* Santa Clara	W	82-45
1/27	* San Francisco	W	73-54
2/1	* San Diego	W	80-52
2/3	* PACIFIC	W	104-39
2/8	* PEPPERDINE	W	83-46
2/10	* LOYOLA MARYMOUNT	W	71-47
2/15	* Saint Mary's	W	96-68
2/17	* Pacific	W	91-78
2/22	* SAN FRANCISCO	W	74-48
2/24	* Pepperdine	W	75-41
2/28	* PORTLAND	W	90-40
3/10	\$Pacific	W	72-61
3/11	\$Portland	L	66-67
3/23	+UC Irvine	W	75-56
3/25	&Utah	W	77-66
3/29	=Texas	L	47-69

*** WCC Conference Game**

! Betty Chancellor Classic (Katy, Texas)

^ Jerry Colangelo Hall of Fame Series (Phoenix, Arizona)

\$ WCC Tournament in Las Vegas

+ NCAA First Round (Spokane, Wash.)

& NCAA Second Round (Spokane, Wash.)

= NCAA Regional Round (Portland, Ore.)

2025-26 GONZAGA WOMEN'S BASKETBALL RECORD BOOK

2024-25 (24-11, 17-3 (T1st) in WCC)

Coach Lisa Fortier

Date	Opponent	W/L	Score
11/5	MONTANA	W	82-69
11/10	Stanford	L	58-89
11/14	CALIFORNIA	L	65-86
11/17	WYOMING	W	62-51
11/21	RICE	W	72-69
11/24	New Mexico	W	81-68
11/28	! Missouri State	L	64-65
11/29	! Texas Tech	L	49-67
11/30	! Florida State	L	54-95
12/8	COLORADO STATE	L	72-74 (ot)
12/14	EASTERN WASHINGTON	W	79-50
12/19	* San Francisco	L	58-73
12/21	* San Diego	W	66-59
12/28	* OREGON STATE	L	67-71 (ot)
12/30	* PEPPERDINE	W	75-54
1/2	* Portland	W	76-71
1/4	* SANTA CLARA	W	82-56
1/11	* Washington State	W	69-61
1/16	* PORTLAND	W	66-65
1/18	* Loyola Marymount	W	69-58
1/25	* Pepperdine	W	81-53
1/30	* SAN DIEGO	W	64-48
2/1	* PACIFIC	W	68-64
2/6	* Saint Mary's	W	69-58
2/8	* WASHINGTON STATE	W	73-69
2/13	* Oregon State	W	66-62
2/15	* LOYOLA MARYMOUNT	W	69-57
2/20	* SAINT MARY'S	W	60-53
2/22	* SAN FRANCISCO	L	68-70
2/27	* Pacific	W	72-56
3/1	* Santa Clara	W	68-61
3/10	% Oregon State	L	61-63
3/20	^ UTSA	W	67-51
3/23	^ Colorado	W	64-55
3/27	^ Minnesota	L	77-82 (OT)

! Paradise Jam (St. Thomas, Virgin Islands)

* West Coast Conference Game

% West Coast Conference Tournament (Las Vegas)

^ WBIT Tournament

INDIVIDUAL BULLDOG SUCCESS



YVONNE EJIM

2025 WNBA DRAFTEE - INDIANA FEVER
 2024 OLYMPIAN FOR CANADA BASKETBALL
 2024 BECKY HAMMON PLAYER OF THE YEAR
 WCC PLAYER OF THE YEAR (2024 & 2025)
 WCC DEFENSIVE PLAYER OF THE YEAR (2024 & 2025)
 AP ALL-AMERICAN HONORABLE MENTION (2024 & 2025)
 ALL-WCC FIRST TEAM (2023, 2024 & 2025)
 ACADEMIC ALL-AMERICAN (2024 & 2025)
 KATRINA MCCLAIN POWER FORWARD OF THE YEAR FINALIST (2024 & 2025)
 ALL-ACADEMIC WCC TEAM (2023, 2024 & 2025)
 CSC ACADEMIC ALL-DISTRICT TEAM (2023, 2024 & 2025)
 5X WCC PLAYER OF THE WEEK IN 2024-25
 6X WCC PLAYER OF THE WEEK IN 2023-24
 2023 BECKY HAMMON PLAYER OF THE YEAR FINALIST
 3X WCC PLAYER OF THE WEEK IN 2022-23
 2022 WCC SIXTH WOMAN OF THE YEAR
 2022 ALL-WCC SECOND TEAM
 2021 WCC ALL-TOURNAMENT TEAM
 2021 ALL-WCC FRESHMAN TEAM

RECORDS HELD:

Most career points in Gonzaga basketball history (2,385)
 Most career rebounds (1,140)
 Most career field goals (970)
 Best career field goal percentage (55.1%)
 Single season record in points (726)
 Single season record in rebounds (325)
 Single season record in field goals (286)
 First player in WCC history to reach 2,000 points and 1,000 rebounds
 Top 10 in Gonzaga history in steals, blocked shots and made free throws
 Tied for most games played at Gonzaga (161)



KAYLYNNE TRUONG

DRAFTED 21ST OVERALL IN WNBA DRAFT
 2024 ALL-WCC FIRST TEAM
 2024 CSC ACADEMIC ALL-DISTRICT TEAM
 2024 ALL-ACADEMIC WCC TEAM
 2023 AP ALL-AMERICAN HONORABLE MENTION
 2023 ALL-ACADEMIC WCC TEAM
 2023 CSC ACADEMIC ALL-DISTRICT TEAM
 2023 WCC PLAYER OF THE YEAR
 2023 ALL-WCC FIRST TEAM
 2X WCC PLAYER OF THE WEEK IN 2022-23
 2022 WCC ALL-TOURNAMENT TEAM
 2021 WAHINE SHOWDOWN TOURNAMENT MVP
 2021 WCC ALL-ACADEMIC HONORABLE MENTION
 1000-POINT CLUB
 SECOND ALL-TIME IN ASSISTS
 APPEARED IN MOST GAMES IN SCHOOL HISTORY



BRYNNA MAXWELL

NO. 13 PICK IN 2024 WNBA DRAFT
 DI-AAA SCHOLAR-ATHLETE
 2024 ALL-WCC FIRST TEAM
 2024 WCC ALL-ACADEMIC HONORABLE MENTION
 2024 CSC ACADEMIC ALL-DISTRICT TEAM
 2023 ALL-WCC FIRST TEAM
 2023 CSC ACADEMIC ALL-DISTRICT TEAM
 2X WCC PLAYER OF THE WEEK IN 2022-23
 1000-POINT CLUB



MELODY KEMPTON

2021-22 WCC TOURNAMENT MOST OUTSTANDING PLAYER
2021-22 ALL-WCC FIRST TEAM
2021-22 ALL-WCC PRESEASON FIRST TEAM
2020-21 WCC SIXTH WOMAN OF THE YEAR
2020-21 ALL-WCC HONORABLE MENTION



JENN WIRTH

2021 HONORABLE MENTION AP ALL-AMERICA
2021 WCC PLAYER OF THE YEAR
2021 FIRST TEAM ALL-WCC
2021 DIVISION I-AAA SCHOLAR ATHLETE
2020 BAD BOY MOWERS CROSSOVER CLASSIC ALL-TOURNAMENT TEAM
2021 WCC ALL-ACADEMIC
2020 ALL-WCC FIRST TEAM
2020 DIVISION I-AAA SCHOLAR ATHLETE
2020 WCC ALL-ACADEMIC HONORABLE MENTION
2019 WCC ALL-ACADEMIC HONORABLE MENTION
2018 WCC ALL-FRESHMAN TEAM



JILL TOWNSEND

SENIOR CLASS AWARD FIRST TEAM ALL-AMERICAN
2021 HONORABLE MENTION AP ALL-AMERICAN
2020-21 WCC TOURNAMENT MOP
2020-21 FIRST TEAM ALL-WCC
2020 BAD BOY MOWERS CROSSOVER CLASSIC ALL-TOURNAMENT TEAM
2020-21 WCC ALL-ACADEMIC HONORABLE MENTION
2019-20 WCC PLAYER OF THE YEAR
2019-20 FIRST TEAM ALL-WCC
2019-20 WCC ALL-ACADEMIC HONORABLE MENTION
2018-19 ALL-WCC HONORABLE MENTION
2018-19 WCC ALL-ACADEMIC HONORABLE MENTION

INDIVIDUAL BULLDOG SUCCESS



JILL BARTA

No. 32 Pick In 2018 WNBA Draft
2017-18 WCC Player of the Year
2017-18 ALL-WCC First Team
2018 WCC All-Tournament
2018 WCC Tournament MOP
2018 WBCA Honorable Mention All-American
2017-18 Preseason All-WCC
2016-17 ALL-WCC First Team
2017 WCC All-Tournament
2017 WCC Tournament MOP
2016-17 Preseason All-WCC
5X WCC Player of the Week
2015-16 ALL-WCC First Team
2015-16 WCC All-Freshman Team
1000-Point Club
600-Rebound Club
School Record (7 30-point games)
School Record (22 rebounds in a game)



JANELLE BEKKERING

2010-11 WCC Honorable Mention
2010-11 WCC Winter All-Academic
2010-11 Capital One Academic All-District 8
2010 Canadian National Team
2009 Canadian National Team
2008-09 WCC All-Tournament
2008-09 WCC All-Academic



HEATHER BOWMAN

2009-10 Gonzaga Senior Athlete of the Year
2009-10 WCC All-Tournament
2009-10 All-WCC
2009-10 Wooden Award Preseason List
2008-09 WCC All-Tournament
2008-09 All-WCC
2007-08 WCC Player of the Year
2007-08 All-WCC
2006-07 WCC Newcomer of the Year
2007 WCC Tournament MVP
2006-07 All-WCC
2006-07 All-WCC Freshman Team




KELLY GRAVES

2013-14 WCC Coach of the Year
2012-13 WCC Coach of the Year
2010-11 WCC Coach of the Year
2009-10 WCC Coach of the Year
2007-08 WCC Coach of the Year
2006-07 WCC Coach of the Year
2004-05 WBCA Region VIII Coach of the Year
2004-05 WCC Coach of the Year
2002-03 WCC Coach of the Year



SUNNY GREINACHER

2024 Gold Medalist at Paris Olympics
2015 NCAA Tournament Spokane Regional All-Tournament
2015 WCC All-Tournament
2014-15 All-WCC First Team
2014 WCC Championship Most Outstanding Player
2013-14 All-WCC First Team
2012-13 All-WCC Honorable Mention
2011-12 WCC All-Freshman Team



STEPHANIE HAWK

2006-07 WCC Player of the Year
2006-07 AP Honorable Mention All-America
2006-07 First Team All-WCC
2007 WCC All-Tournament
2006-07 Gonzaga Senior Athlete of the Year
2006-07 WCC All-Academic
2006-07 ESPN The Magazine Academic All-District
2005-06 First Team All-WCC
2005-06 WCC All-Academic



TAEOR KARR

2012-13 WCC Player of the Year
2012-13 All-WCC
2012-13 WCC All-Tournament
2011-12 Nation's Assist-to-Turnover ratio leader



KIARA KUDRON

2016-17 All-WCC First Team
2017 WCC All-Tournament
2016-17 Academic All-WCC
2016-17 DI-AAA Scholar Athlete
2015-16 Honorable Mention Academic All-WCC
600-Rebound Club



SHANNON MATHEWS

2004-05 WCC Player of the Year
2004-05 AP Honorable Mention All-America
2004-05 First Team All-WCC
2004-05 Gonzaga Senior Athlete of the Year
2004-05 WCC All-Academic
2003-04 First Team All-WCC
2003-04 WCC All-Academic
2002-03 All-WCC Honorable Mention
2002-03 WCC All-Academic



HAIDEN PALMER

2013-14 WCC Female Scholar-Athlete of the Year
2013-14 AP Honorable Mention All-America
2013-14 All-WCC
2012-13 WCC Tournament MVP
2012-13 All-WCC
2011-12 WCC Co-Newcomer of the Year
2011-12 All-WCC Honorable Mention



KATELAN REDMON

No. 36 Pick In 2012 WNBA Draft
2011-12 All-WCC
2011 USA Pan American Games National Team
2010-11 All-WCC
2009-10 WCC Newcomer of the Year



JAMI SCHAEFER

2008-09 WCC All-Academic
2008-09 I-AAA Scholar-Athlete Team
2008-09 ESPN The Magazine Academic All-District
2007-08 WCC Defensive Player of the Year
2007-08 Honorable Mention All-WCC
2007-08 WCC All-Academic
2007-08 I-AAA Scholar-Athlete Team
2007-08 ESPN The Magazine Academic All-District
2007 WCC All-Tournament
2006-07 ESPN The Magazine Academic All-District
2005-06 All-WCC Freshman Team




KAYLA STANDISH

No. 19 Pick In 2012 WNBA Draft
2012 Kingston Regional All-Tournament Team
2011-12 All-WCC
2011-12 WCC All-Tournament
2011 USA Pan American Games National Team
2010-11 All-WCC
2010-11 WCC All-Tournament



ELLE TINKLE

Gonzaga All-Time Wins Leader (113)
2016-17 All-WCC Second Team
2016-17 Academic All-WCC
2016-17 Preseason All-WCC
2015-16 Preseason All-WCC
2015-16 Honorable Mention Academic All-WCC
2014-15 Academic All-WCC
2014-15 All-WCC First Team



JILL TOWNSEND

2021 Senior CLASS Award First Team All-American
2021 Honorable Mention Associated Press All-American
2021 First Team All-WCC
2021 WCC Tournament Most Outstanding Player
2021 WCC All-Academic Honorable Mention
2021 Jersey Mike's Naismith Trophy Watch List
2021 Ann Meyers Drysdale Award Preseason Watch List
2020 Bad Boy Mowers Crossover Classic All-Tournament Team
2020 WCC Player of the Year
2020 All-WCC First Team
2020 WCC All-Academic Honorable Mention
2019 All-WCC Honorable Mention
2019 WCC All-Academic Honorable Mention

COURTNEY VANDERSLOOT

No. 3 Pick In 2011 WNBA Draft
 2010-11 Frances Pomeroy Naismith Award
 2010-11 WBCA State Farm All-American
 2010-11 John R. Wooden All-American
 2010-11 USBWA All-American
 2010-11 AP All-American Honorable Mention
 2010-11 Nancy Lieberman Award
 2010-11 WCC Player of the Year
 2010-11 WCC Tournament MVP
 2010-11 All-WCC

2010-11 NCAA Tournament Spokane Regional All-Tournament
 2010-11 Wade Watch Preseason List
 2009-10 State Farm & AP All-America Honorable Mention
 2009-10 Nancy Lieberman Award Finalist
 2009-10 State Farm Wade Trophy Finalist
 2009-10 John R. Wooden Award Finalist
 2009-10 WCC Player of the Year
 2009-10 WCC Tournament MVP
 2009-10 All-WCC
 2009-10 Wade Watch Preseason List
 2009-10 Wooden Award Preseason List
 2008-09 State Farm & AP All-America Honorable Mention
 2008-09 WCC Player of the Year
 2009 WCC Tournament MVP
 2008-09 All-WCC
 2007-08 WCC Newcomer of the Year
 2007-08 All-WCC
 2007-08 All-WCC Freshman Team



JENN WIRTH

2021 Senior CLASS Award First Team All-American
 2021 Honorable Mention Associated Press All-American
 2021 First Team All-WCC
 2021 WCC Tournament Most Outstanding Player
 2021 WCC All-Academic Honorable Mention
 2021 Jersey Mike's Naismith Trophy Watch List
 2021 Ann Meyers Drysdale Award Preseason Watch List
 2020 Bad Boy Mowers Crossover Classic All-Tournament Team
 2020 WCC Player of the Year
 2020 All-WCC First Team
 2020 WCC All-Academic Honorable Mention
 2019 All-WCC Honorable Mention
 2019 WCC All-Academic Honorable Mention



GONZAGA AND USA BASKETBALL

COURTNEY VANDERSLOOT

USA Basketball Women's National Team (2011-12)
 USA Basketball Women's National Team Training Camp (2011)
 USA Basketball Women's National Team Training Camp (2013)
 USA Women's World University Games Team Trials (2009)

KAYLA STANDISH

USA Women's World University Games Team Trials (2011)
 USA Basketball Women's Pan American Games Team (2011; placed 7th)

KATELAN REDMON

USA Basketball Women's Pan American Games Team (2011; placed 7th)

KELLY GRAVES

Assistant Coach for USA Basketball Women's U18 National Team (2012)
 2012 FIBA Americas U18 Gold Medal
 Assistant Coach for USA Basketball Women's

KIARA KUDRON


NetScouts Basketball USA Women's All-Star team at the
 Four Nations international basketball tournament (2017; placed tie-1st)



Courtney Vandersloot



Katelan Redmon



Kayla Standish



Kiara Kudron



GONZAGA AND CANADA BASKETBALL

JANELLE BEKKERING

Canadian Senior Women's National Team (2009)
FIBA Americas Championship For Women in Brazil (2009; placed 3rd)
FIBA World Championships (2010; placed 7th)

EMMA WOLFRAM

U16 Cadette National Team (2011)
U16 FIBA Americas Championship (2011; placed 3rd)
Development National Team (2011)
Pan Am Games (2011)
Cadette Women's National Team (2012)
FIBA U17 World Championships (2012; 3rd place)
Canadian Junior Women's National Team (2013)
FIBA U19 World Championship of Women (2013; placed 7th)
Development Women's National Team (2014)
Jones Cup (2014; placed 1st)

LOUISE FORSYTH

U17 Cadette National Team (2016)
U16 Cadette National Team (2015)
FIBA U16 World Championships (2015; 7th place)

YVONNE EJIM

U16 Cadette National Team (2017)
U17 Cadette National Team (2018)
Junior Canadian National Team (2019)
Senior Canadian National Team (2022-24)



Emma Wolfram



GONZAGA AND THE WNBA

COURTNEY VANDERSLOOT became the first Bulldog player in school history to be drafted in the first round of the WNBA, as she was the third overall pick, taken by the Chicago Sky during the 2011 Draft at the ESPN Studios in Bristol, Conn. The Sky is a member of the Eastern Division.

Vandersloot, the first player in NCAA Division I history to score 2,000 points and dish out 1,000 assists in their career, was the second overall Zag to be drafted in the WNBA.

She was named to the WNBA All-Rookie Team at the end of the 2011 season. Vandersloot was joined on the team by Maya Moore of the Minnesota Lynx; Danielle Robinson of the San Antonio Silver Stars; Danielle Adams, also of the Silver Stars and Liz Cambage of the Tulsa Shock. Vandersloot received 10 votes. Moore, who was named Rookie of the Year, and Robinson, each received 11 votes, while Cambage and Adams each got nine.

In her rookie campaign, Vandersloot led Chicago and ranked second among rookies in assists (3.7 apg). She played in all 34 games and started 26, averaging 6.5 points. In June of 2011, Vandersloot recorded highs in points (18) and assists (10) both against the Connecticut Sun in separate games. Vandersloot was selected as a reserve for the 2011 WNBA All-Star Game.

In 2014, Vandersloot helped the Sky win the East Conference and advance to the franchise's first WNBA Championships.

In her eight seasons with the Chicago Sky - where she has started 188 of 219 games, she is averaging 9.1 points, 5.4 assists, 2.7 rebounds and 1.2 steals per contest.



VIVIAN FRIESON was selected as the 31st pick in the 2010 WNBA Draft by the Tulsa Shock, becoming the first Zag in women's basketball history to be drafted by the WNBA.

Frieson was let go by the Tulsa Shock during training camp and played for Kvarnby Basketball located in Mölndal, Sweden during the 2010-11 season. She played for Townsville Fire in Australia.

While a Zag, Frieson averaged 12.5 points and a team-best 7.4 rebounds while averaging 28.6 minutes per game in 2009-10. She shot an impressive 52.8 percent from the field (181-for-343). The all-around forward also contributed 70 assists, 46 steals and 45 blocks.

In GU's 2010 Sweet Sixteen NCAA Tournament run, Frieson averaged 16.0 points, 8.7 rebounds, 3.0 assists, 3.0 blocks and 2.0 steals per contest. Arguably her biggest shot of her career came with 18 seconds left in the Zags NCAA Tournament second round game versus Texas A&M that catapulted them to the 72-71 win and to their inaugural Sweet Sixteen appearance.

In her four seasons in a Bulldog uniform, Frieson averaged 8.6 points, 5.7 rebounds, 1.6 assists, 1.2 steals and 1.0 block per contest.

She is currently an assistant women's basketball coach at Seattle University.



HEATHER BOWMAN was invited to the 2010 Seattle Storm training camp.

Bowman became the second Zag in school history to be invited to a WNBA training camp as fellow classmate Vivian Frieson was drafted by the Tulsa Shock in the third round of the 2010 draft.

Bowman was released from her Seattle Storm contract and played basketball for Riva Basketball Club, located in the southernmost region of Switzerland during the 2010-11 season. She went on to play for Frankston Blues in Australia.

Bowman ended her career Gonzaga as one of the most prolific players in Gonzaga and West Coast Conference history. The GU and WCC career scoring leader with 2,165 points was also a four-time All-WCC honoree, four-time WCC All-Tournament member, the 2007 WCC Newcomer of the Year, and the 2008 WCC Player of the Year. She averaged 16.8 points, 6.8 rebounds, 1.2 steals, and 1.0 assist per contest over her four-year career.

Bowman was the women's basketball video coordinator at Gonzaga University. She was an assistant coach at Whitworth University, but returned to professional basketball and played for Martigny in Switzerland in 2013.



KAYLA STANDISH was selected as the 19th pick in the 2012 WNBA Draft by the Minnesota Lynx, becoming the third player in Zag women's basketball history to be drafted by the WNBA.

moved to the Mackay Meteorettes of the Australia-State League. She is currently with the Frankston Blues of the Australia League.

Standish was released from the Minnesota Lynx during training camp in May of 2012. She then went to play professionally in Australia with the Townsville Fire.

Standish made an immediate impact with the Fire, averaging 11.5 points, 5.9 rebounds and 1.0 block per game during the 2012-13 campaign. She shot a blistering 46.6 percent (115-of-247) from the field and sank 75.9 percent (44-of-58) at the charity stripe. She hit double-figure points in 16 of the Fire's 27 games and had two double-doubles.

The Townsville Fire closed out the year with a 15-12 overall record and a 13-11 record in regional play. It was an exciting finish to the Townsville Fire season as the squad made the WNBL Grand Final after rattling off a six-game winning streak. The history making season came to an end with a tough 71-57 setback to the Bendigo Spirit in the WNBL Grand Final.

After the Fire's season completed in early March of 2013, Standish



KATELAN REDMON became the second Gonzaga women's basketball player to be drafted in the 2012 WNBA Draft, picked in the third round, 36th overall by the New York Liberty.

Redmon was released by the Liberty during training camp but was re-signed shortly thereafter. She played in seven games during the 2012 season, averaging 1.0 point and 1.1 rebounds per game. Her first WNBA game was against the Chicago Sky and former Zag teammate Courtney Vandersloot.

Redmon also played professionally in Israel with Elitzur Netanya and for Tabes GB in France.



OTHER ZAGS PLAYING/PLAYED PROFESSIONALLY

- Courtney Vandersloot - Playing professionally in Turkey with Yakin-Dogu.
- Chelsea Waters - Playing professionally in Germany with Bad Aibling.
- Kayla Standish - Playing professionally in Australia with Perth Lynx.
- Kiara Kudron - Playing professionally in Spain with Balcesto Leganes.
- Shaniqua Nilles - Playing professionally in Germany with Avides Hurricanes.
- Georgia Stirton - Playing professionally in Australia with the Nunawading Spectres.
- Shelby Cheslek - Playing professionally in Spain with Baxi Ferrol.
- Kelly Bowen - Playing professionally in Australia with the Melbourne Boomers.
- Haiden Palmer - Playing professionally in Germany with Wasserburg.
- Lindsay Sherbert - Playing professionally in Germany with Bad Aibling.
- Keani Albanex - Playing professionally in Greece with Paok Thessalonikis .
- Sunny Greinacher - Playing professionally in Poland with Wisla Can-Pack Krakow.
- Ashley Anderson – Played professionally in Finland and Puerto Rico.
- Anne Bailey – Played professionally in Finland.
- Ashley Burke – Played professionally in the Czech Republic.
- Janelle Bekkering - Played professionally with Nice in France.
- Taelor Karr - Played professionally in France for Dunkerque Malo.
- Jazmine Redmon - Played professionally in Denmark with SISU Copenhagen.

Haiden Palmer was selected in the third round (29th overall) in the 2014 WNBA Draft by the Indiana Fever. She became the fifth player in Zag women's basketball history to be drafted by the WNBA.

Palmer played the 2014 Preseason schedule with the Fever before being released. Since then she has played professionally with Team USA in the Four Nations International Basketball Tournament and began playing overseas in 2014 with Mayaguez in Puerto Rico. She moved to Netanya in Israel in 2014-15, then Snaefell in Iceland in 2015-16, Herne TC in Germany in 2016-17, and Wasserburg, also in Germany, in 2017-18.

During her senior season, she led the team in points (15.1), rebounds (5.5) and steals per game (3.0), while also dishing out 2.6 assists per game.

Palmer, named All-WCC for the third-consecutive year her senior year, scored in double-figure points in 27 of 34 contests, including six games with 20 or more points. She registered three double-figure rebounding games and had two double-doubles.

She was named Associated Press All-American honorable mention, becoming the fourth Zag in school history to earn the accolade.



Shelby Cheslek was signed by the Phoenix Mercury and played the 2016 preseason schedule and two games of the regular season that year before being released.

She then traveled to China to play with Team USA in the Four Nations International Basketball Tournament. After that, she played nine months in Athens, Greece in 2016 and completed a three-month summer season with the South West Metro Pirates in Brisbane, Australia in 2017. She currently plays with PINKK-Pecs in Pecs, Hungary.

Her senior year she was named to the DI-AAA ADA Scholar Team, Honorable Mention All-West Coast Conference, and Academic All-Conference. She appeared and started in all 33 games, averaged 9.7 points, scored career-highs of 20 points versus Saint Mary's and at Pacific. Cheslek averaged 8.6 rebounds per game, which led the team and ranked third in the conference.

Her 283 rebounds were the fifth-most in a single season in program history and her 65 total blocks were the third-most in a single season in program history. She finished second in program history with 932 career rebounds.



JILL BARTA became the sixth player in Gonzaga history to be drafted in 2018 as the Las Vegas Aces took her in the third round with the 32nd overall pick. She was immediately traded, along with a second round pick, to the Minnesota Lynx.

Barta played one game with the Lynx in the 2018 Preseason, scoring four points in 13 minutes. She was released shortly after.

Her 603 points are sixth all-time in a season at GU and she set a new record shooting 87.6 percent from the free throw line in her career.

Her name dots the record book after her outstanding career at Gonzaga. After three years with the Zags on the court, the Fairfield, Mont., native finished seventh all-time in scoring at 1620 points, 10th in rebounds with 652, and holds school records in 30-point games with seven and single-game rebounds with 22.

Barta became the third Zag in program history to be named First Team All-West Coast Conference her first three seasons and in 2018 she was named the WCC Player of the Year, along with being a WBCA All-Region selection. She won back-to-back Most Outstanding Player awards at the West Coast Conference Tournament, scoring 30-plus points in each title game.



ZYKERA RICE was signed by the Seattle Storm in May 2019. Rice played in one preseason game with the Storm, finishing with two points, three rebounds, two steals and one assist in 14 minutes of play. Rice was released shortly thereafter.

Rice was then selected to the 3D China Women's All-Star Team as part of the 3D Global Sports programs out of Canada. Rice, along with 10 other players, traveled to China representing 3D Global Sports as part of the annual Sino-International Women's Basketball Challenge.

Her senior year with the Zags, Rice was named First Team All-WCC and WCC All-Tournament in addition to earning WCC All-Academic Honorable Mention honors. She led the Bulldogs in scoring (15.0 ppg), rebounding (5.8 rpg) and blocks (0.8 bpg) while finishing second in field goal percentage (52.3 percent). She finished her career with 1,061 points to rank 20th in program history.



Kaylynn Truong became the eighth player in Gonzaga history to be drafted by the WNBA on Monday night, as the Washington Mystics took her in the second round with the 21st overall pick.

She will become the 10th player from the Zags to sign with an WNBA team. She joins former Zags Courtney Vandersloot, Vivian Frieson, Kayla Standish, Katelan Redmon, Haiden Palmer, and Jill Barta as players who have been drafted into the WNBA. She also joins Brynna Maxwell, who was drafted earlier in the same round at the 13th overall pick in the 2024 draft.

Truong played five years at GU and was the 2023 WCC Player of the Year. She was given All-WCC First Team honors in her last two years as well. Truong is second all-time in career assists at GU with 623 assists as she scored 1,508 points in her career as well to rank 10th overall in Gonzaga history. Truong has also appeared in the most games in GU history with 161 games as she was an AP All-American honorable mention during the 2022-23 season.




Brynna Maxwell became the seventh player in Gonzaga history to be drafted by the WNBA on Monday night, as the Chicago Sky took her in the second round with the 13th overall pick.

She will become the ninth player from the Zags to sign with an WNBA team. She joins former Zags Courtney Vandersloot, Vivian Frieson, Kayla Standish, Katelan Redmon, Haiden Palmer, and Jill Barta as players who have been drafted into the WNBA.

"I'm humbled and honored to be a part of this draft class," Maxwell said. "Thank you for the Chicago Sky for believing in me. God is so good and he deserves all the glory for this."

Maxwell played two years at GU and received All-WCC First Team honors both years. In her first year at Gonzaga, she led the nation in three-point percentage for the majority of the year and finished the season with 87 threes.

During her final year as a Zag, she made a three-pointer in every single game and finished the year with a record-breaking 95 threes, the most in school history. She finished her career with 1,979 points and 377 three-pointers while shooting at 42.7% from beyond the arc.



Yvonne Ejim became the ninth player in Gonzaga history to be drafted by the WNBA on Monday night, as the Indiana Fever took her in the third round with the 33rd overall pick.

She will become the 11th player from the Zags to sign with an WNBA team. She joins former Zags Courtney Vandersloot, Vivian Frieson, Kayla Standish, Katelan Redmon, Haiden Palmer, Jill Barta, Kaylynnne Truong and Brynna Maxwell as players who have been drafted into the WNBA. This is the second-straight season that GU has had at least one player drafted in the WNBA.

"I couldn't be more grateful to my teammates and all my staff here at Gonzaga for putting me in the position I am at today," Ejim said. "To say that I would be able to be in the WNBA draft looking ahead to the start of my professional career is a dream come true. I'm proud of myself and the people that have supported me, my family, friends, and my team. The work is only about to begin and I am excited for what is to come next!"

Ejim is arguably one of the best to wear a Gonzaga uniform. The Olympian from Canada holds the record for most points scored (2,385), most rebounds (1,140) and most field goals (970) scored in Gonzaga history. She is the first player in WCC history to record 2,000 points and 1,000 rebounds. She is the back-to-back WCC Player and WCC Defensive Player of the Year after breaking the single season scoring record with 726 points this season. Last season, she was named GU's first women's basketball player to be named an Academic All-American and the Becky Hammon Player of the Year. She was also tabbed with AP All-American Honors for the second-straight season.

Lisa Fortier on Yvonne Ejim being drafted: Yvonne is ready for a career in the WNBA. It's not hard to see when you look at her stats, film, and the way she has performed head to head with other quality payers, that she is going to thrive at the next level. She is a worker, and knows how to receive coaching and apply it to the game. She is a 3 level scorer, who can guard every position on the court. I can't way to cheer for her on the Fever.





1

Paige Lofing
G | 5-9 | Fr.
Billings, MT
Page LOW-fing



2

Vera Gunyadin
G | 5-9 | Sr.
Ankara, Turkey
Vera Goo-Ni-den




3

Julia Wilson
G | 5-10 | Fr.
Temecula, CA



4

Sierra Lichtie
F | 6-0 | Gr.
Riverton, UT/Cal Poly
Sierra LICK-dee




8

Ines Bettencourt
G | 5-9 | Sr.
Sao Miguel, Portugal/UConn
ee-NEZSH bet-ten-QUART




11

Allie Turner
G | 5-8 | So.
St. Louis, MO



12

Christabel Osarobo
G | 5-11 | So.
Tudela, Spain
O-sa-ro-bo




20

Taylor Smith
F | 6-2 | Gr.
Pocatello, ID/Weber St.



22

McKynnlie Dalan
F | 6-0 | So.
Montesano, Wash.
muh-KIN-lee day-LEN




23

Jaiden Haile
F | 6-2 | Fr.
Fargo, ND
Jay-den Hail



24

Teryn Gardner
G | 5-10 | So.
Spokane, WA/Boise St.
TARE-in Gardner



33

Lauren Whittaker
F | 6-3 | R-Fr.
Canterbury, NZ
Whit - a - ger



55

Zerhyia (Zee) Aokuso
G | 5-10 | Jr.
Amarillo, TX/Saint Mary's
Ze-RYE-uh Ow-KOO-so



HC

Lisa Fortier
Head Coach
12th Season
For-tee-ay



AC

Jordan Green
Assistant Coach
12th Season




AC

Stacy Clinesmith
Assistant Coach
12th Season



AC

Craig Fortier
Assistant Coach
12th Season
For-tee-ay



AC

Chantel Osahor
Assistant Coach
2nd Season
Shantel Osa-hore



VC

Jazmine Redmon
Assistant Coach/Video
Coordinator
2nd Season



DO

Shannon Donegan
Dir. of Basketball Ops
3rd Season