2024-25 GONZAGA WOMEN'S BASKETBALL RECORD BOOK

TABLE OF CONTENTS/QUICK FACTS

TABLE OF CONTENTS

2024-25 Rosters 2
Head Coach Lisa Fortier 3-4
Assistant Coaches/Staff 5-9
Esther Little 10
Vera Gunaydin 11
Claire O'Connor 12
Maud Huijbens 13
Inês Bettencourt 14
Tayla Dalton 15
Allie Turner 16
Christabel Osarobo 17
Yvonne Ejim 18
McKynnlie Dalan 19
Ella Hopkins 20
Lauren Whittaker 21
Bree Salenbien 22
2023-24 Statistics/Results 23-25
Season/Career Records 26
1,000-Point Club 27-28
Individual/Freshman Records 28
Team Records 29-30
Attendance Records/Sellouts 31
Overtime Games/100-Point Games 32
30-Point Club/600-Rebound Club 33
West Coast Conference Accolades 34-35
Regional/National Awards 35
Gonzaga Year-by-Year 36
All-Time Roster 37-38
Results When Nationally Ranked 38-41
Results Against Ranked Opponents 42-43
West Coast Conference Tournament Results 44
West Coast Conference Tournament Statistics 45-46
West Coast Conference Records 47
Bulldogs In The Post Season 48
Post Season Statistics 49-50
NCAA Tournament Records 50
NCAA Tournament Box Scores 51-58
NCAA Recaps 58-67
WNIT Appearances 68
All-Time Regular-Season Tournament Results 69
Series Records Versus Opponents 70
All-Time Series 71-83
Year-by-Year Results 84-95
Individual Bulldog Success 96-103
Gonzaga and USA Basketball 104
Gonzaga and the Canadian National Team 105
Gonzaga and the WNBA 106-111
TV/Radio Roster 112

QUICK FACTS

GENERAL INFORMATION

Location: Spokane, Wash.
Founded: 1887
Enrollment: 7,501
Nickname: Bulldogs
Colors: Blue (R-0 G-41 B-103), Red (R-179 G-25 B-52), White (R-255 G-255 B-255), and Gray (R-195, G-199, B-203)
Facility (Capacity): McCarthey Athletic Center (6,000)
Conference (Affiliation): West Coast (NCAA Div. I)
President: Dr. Thayne M. McCulloh
Athletic Director: Chris Standiford
Senior Women's Administrator: Shannon Strahl

TEAM INFORMATION

Head Coach (Alma Mater, Year): Lisa Fortier (Cal State-Monterey Bay, '04)
Record at GU (Years): 263-62 (11th Season)
Overall Record (Years): 263-62 (11th Season)
Assistant Coaches:
Jordan Green (11th Season, George Fox '01)
Stacy Clinesmith (11th Season, UC Santa Barbara '00)
Craig Fortier (11th Season, Cal State-Monterey Bay '03)
Director of Basketball Operations: Shannon Donegan (Temple, '12)
Assistant Coach/Video Coordinator: Haiden Palmer (Gonzaga, '14)
Assistant Coach/Dir. of Player Development: Erika Bean (Gonzaga, '22)
2023-24 Overall Record: 32-4
2022-23 WCC Record (Finish): 16-0 (1st)
Postseason: Sweet Sixteen
Final Ranking: AP Poll: 14
USA Today Coaches Poll: 13
Starters Returning/Lost: 1/4
Percent of scoring returning: 34.4%
Percent of rebounding returning: 40.6%
Women's Basketball Phone: 509-313-4217

HISTORY

First year of NCAA women's basketball: 1987
Overall all-time record: 699-423 (.623)
Overall WCC record: 413-179 (.698)
Years in NCAA Tournament: 2023, 2022, 2021, 2019, 2018, 2017, 2015, 2014, 2013, 2012, 2011, 2010, 2009, 2007
Years in WNIT Tournament: 2016, 2008, 2005, 2004, 1994
Highest Ranking in Program History: No. 11 AP (1/27/20) (3/12/19); No. 8 USA Today (2011 Final Rankings)
WCC Tournament Titles: 2022, 2021, 2018, 2017, 2014, 2013, 2011, 2010, 2009, 2007

ATHLETIC MEDIA RELATIONS

WBB Radio Station: 101.5 FM
WBB Play-by-Play Announcer: Steve Myklebust
Sports Information Director/WBB Contact: Grace Whiteley
Office Phone: 509-313-4227
SID E-mail: whiteley@gonzaga.edu
Press Row Phone: 509-313-4224
Website: www.GoZags.com

NUMERICAL ROSTER

No.	Name	Pos.	Ht.	Yr.	Hometown/High School/College
0	Esther Little	G	6-2	Sr.	Ipswich, England/ Ipswich Basketball Academy (IBA)
2	Vera Gunaydin	G	5-9	Jr.	Ankara, Turkey/South Georgia Tech
4	Claire O'Connor	G	6-0	So.	Bellevue, Wash./Lakeside
5	Maud Huijbens	F	6-3	Gr.	Hilversum, Netherlands/Syracuse
8	Ines Bettencourt	G	5-9	Jr.	Sao Miguel, Portugal/UConn
10	Tayla Dalton	G	5-9	Gr.	Auckland, New Zealand/Saint Mary's
11	Allie Turner	G	5-8	Fr.	St. Louis, Mo./John Burroughs
12	Christabel Osarobo	G	5-11	Fr.	Tudela, Spain/Ipswich Basketball Academy
15	Yvonne Ejim	F	6-1	5th	Calgary, Alb./ Edge School
22	McKynnlie Dalan	F	6-0	So.	Montesano, Wash./Minnesota
31	Ella Hopkins	F	6-3	R-Fr.	Rohcester, Minn./Lourdes
33	Lauren Whittaker	F	6-3	R-Fr.	Canterbury, New Zealand
35	Bree Salenbien	G	6-2	R-Jr.	Adrian, Mich./Lenawee Christian

ALPHABETICAL ROSTER

No.	Name	Pos.	Ht.	Wt.	Yr.	Exp.	Hometown/High School/College
8	Ines Bettencourt	G	5-9		Jr.		Sao Miguel, Portugal/UConn
22	McKynnlie Dalan	F	6-0		So.		Montesano, Wash./Minnesota
10	Tayla Dalton	G	5-9		Gr.		Auckland, New Zealand/Saint Mary's
15	Yvonne Ejim	F	6-1		5th		Calgary, Alberta (BC) /Edge School
2	Vera Gunaydin	G	5-9		Jr.		Ankara, Turkey/South Georgia Tech
31	Ella Hopkins	F	6-3		R-Fr.		Rohcester, Minn./Lourdes
5	Maud Huijbens	F	6-3		Gr.		Hilversum, Netherlands/Syracuse
0	Esther Little	G	6-2		Sr.		Ipswich, England/ Ipswich Basketball Academy (IBA)
4	Claire O'Connor	G	6-0		So.		Bellevue, Wash./Lakeside
12	Christabel Osarobo	G	5-11		Fr.		Tudela, Spain/Ipswich Basketball Academy
35	Bree Salenbien	G	6-2		R-Jr.		Adrian, Mich./Lenawee Christian
11	Allie Turner	G	5-8		Fr.		St. Louis, Mo./John Burroughs
33	Lauren Whittaker	F	6-3		R-Fr.		Canterbury, New Zealand

COACHING STAFF

HEAD COACH: Lisa Fortier (Cal State Monterey Bay, 2004 – 11th year)
ASSISTANT COACHES: Jordan Green (George Fox, 2001 – 11th year)
Stacy Clinesmith (UC Santa Barbara, 2000 – 11th year)
Craig Fortier (Cal State Monterey Bay, 2003 – 11th year)
Chantel Osahor (Washington, 2017 – 1st year)
VIDEO COORDINATOR/ASST. COACH: Jazmine Redmon (Gonzaga, 2013 – 1st year)
DIR. OF BASKETBALL OPERATIONS: Shannon Donegan (Temple, 2012 –2nd year)
ATHLETIC TRAINER: Maira Viveros (Eastern Washington, 2022 - 3rd year)

ROSTER BREAKDOWN BY LOCATION

Washington (2): Dalan, O'Connor
Canada (1): Ejim
New Zealand (2) : Whittaker, Dalton
Netherlands (1): Huijbens
England (1): Little
Michigan (1): Salenbien
Portugal (1): Bettencourt
Turkey (1): Gunaydin
Minnesota (1): Hopkins
Spain (1): Osarobo
Missouri (1): Turner

ROSTER BREAKDOWN BY CLASS

Graduate (2): Maud Huijbens, Tayla Dalton
Senior (2): Yvonne Ejim, Esther Little
Redshirt Junior (1): Bree Salenbien
Junior (2): Vera Gunaydin, Ines Bettencourt
Sophomore (2): McKynnlie Dalan, Claire O'Connor
Redshirt Freshman (2): Ella Hopkins, Lauren Whittaker
Freshman (2): Allie Turner, Christabel Osarobo

PRONUNCIATION GUIDE

Ines Bettencourt: ee-NEZSH bet-ten-QUART
Yvonne Ejim – Yvonne EE-jim
Lisa Fortier – Lisa For-tee-ay
McKylnnlie Dalan – muh-KIN-lee dah-LEN
Maud Huijbens – Mauwt Hi – bins
Bree Salenbien – Bree Salen - bine
Vera Gunaydin – Vera Goo- ney - den
Lauren Whittaker - Lauren Whit - a - ger
Christabel Osarobo – O-sa-ro-bo

SOCIAL MEDIA

GONZAGA MAIN ACCOUNTS
Twitter: @GonzagaBulldogs
Facebook: GonzagaBulldogs
Instagram: @GUBulldogs

GONZAGA WOMEN'S BASKETBALL
Twitter: @ZagWBB
Facebook: ZagWBB
Instagram: @ZagWBB
Snapchat: @ZagsWBB

GONZAGA UNIVERSITY
Twitter: @GonzagaU
Facebook: GonzagaUniversity
Instagram: @GonzagaU
Snapchat: @GonzagaU

HEAD COACH LISA FORTIER

11th YEAR - CAL STATE-MONTEREY BAY, 2004

Lisa Fortier was named the Head Coach of the Gonzaga University women's basketball program on April 14, 2014 after having spent nearly a decade on staff, including seven years as an assistant. Entering her 10th season in 2023-24, Fortier has taken the program to new heights.

Fortier is the only coach in program history to have nine 20-win seasons in their first 10 seasons, most recently with the 28-5 mark posted in 2022-23. Going into her 10th year at Gonzaga, Fortier has had four players named the WCC Player of the Year (Kaylynne Truong, Jenn Wirth, Jill Townsend, Jill Barta), the first and second-ever Sixth Woman of the Year (Melody Kempton, Yvonne Ejim), 18 All-WCC First Team selections, six All-WCC Second Team selections, seven All-WCC Honorable Mention selections and five WCC All-Freshman Team performers. She's been named the WCC Coach of the Year five times, and she was selected as the Maggie Dixon Rookie Coach of the Year in 2015 along with being a 2022-23 Naismith Coach of the Year candidate. Fortier's players have also excelled academically as 39 players have been selected to the WCC All-Academic team along with nine players earning Division I-AAA ADA Scholar-Athlete recognition. Fortier also coached 2018 CoSIDA Academic All-District 8 selection Chandler Smith and the program's first ever Senior CLASS Award First Team All-American, Jill Townsend.

2022-23 was another phenomenal year with Fortier leading the Zags to their 18th WCC Regular Season Title and 14th NCAA Appearance. The Zags were ranked as high as No. 15 in the AP Poll during the season, even with facing team injuries and sickness. At one point in the season, the Bulldogs only suited up seven players for a couple of games, but they ended the season with an incredible 28-5 record. Gonzaga had big-time wins over then-ranked No. 6 Louisville in Battle 4 Atlantis, which marked the highest ranked win in GU women's basketball history. The Zags then defeated No. 23 Tennessee two days later to secure third-place in the Bahamas. Gonzaga went on to have a nearly perfect conference slate, going 17-1, overall to win the regular season. Kaylynne Truong was named the WCC Player of the Year and tabbed with AP All-American Honorable Mention honors. Truong and Yvonne Ejim were both finalists for 2023 WBCA NCAA Division I Coaches' All-America as well. As a team, GU led the country in three-point percentage and finished with 40.5% from beyond the arc, which was also a program record.

In 2021-22, Fortier led the Bulldogs to an overall record of 27-7, including a 15-2 conference record. Gonzaga won its 10th WCC Conference Championship Tournament title, securing its spot in the NCAA Tournament for the 13th time in program history. Fortier and the Bulldogs were seeded No. 9 in the tournament and defeated No. 8 Nebraska in the first round, 68-55. In the next round, GU battled the No. 1 seeded Lousiville, and fell by only nine points. Three players earned WCC All-Conference recognition, with Melody Kempton and Kayleigh Troung earning All-WCC First Team and Yvonne Ejim winning Sixth Woman of the Year. This marked the second-straight year that a Gonzaga player was named the Sixth Woman of the Year.

Amidst a global pandemic, Fortier guided the Zags to their 17th West Coast Conference regular-season title, ninth WCC tournament title and 12th NCAA Tournament appearance. For the first time in program history, GU was ranked in the national polls every single week of the season, and the Bulldogs collected a slew of personal awards along the way, including Honorable Mention AP All-America honors for both Jill Townsend and Jenn Wirth.

In 2020-21, Fortier led the Bulldogs to an overall record of 23-4, including a 16-1 conference record, which secured the fifth-straight West Coast Conference title. The Bulldogs lost in the first round in the NCAA Tournament, but Fortier still led them to a No. 20 ranking in the final rankings. Four players earned WCC All-Conference recognition, with Jenn Wirth named Co-WCC player of the year along with Jill Townsend on the All-WCC First Team. Seven players were recognized on the WCC All-Academic team, including Jill Townsend and Jenn Wirth.

In 2019-20, Fortier led the Bulldogs to their first regular-season Top 10 ranking, reaching No. 10 in the USA Today/WBCA Coaches Poll and a No. 11 ranking in the Associated Press poll, their highest AP ranking ever. Gonzaga put together its best regular-season record (28-2), finished the season with a 28-3 record—the highest win percentage in program history—and secured its fourth-straight West Coast Conference regular-season title with a conference- and program-record tying 17-1 record. Gonzaga was slated to host the NCAA Tournament First and Second Rounds—the first time the Zags would host since the NCAA adjusted hosting rules to include the top 16 seeds in 2014-15—before the abrupt end of the season due to the COVID-19 pandemic. Fortier's Zags further displayed national dominance both offensively and defensively, ranking second in the nation in three-point field goal percentage (39.5) and third in scoring defense (51.9 ppg). Five players earned WCC All-Conference recognition in 2019-20, highlighted by Gonzaga's ninth Player of the Year, Jill Townsend, while six players were named WCC All-Academic. For her efforts, Fortier was named a semifinalist for the Werner Ladder Naismith Coach of the Year award.

2018-19: In 2018-19, Fortier led the Bulldogs a No. 11 USA Today/WBCA Coaches Poll ranking and a No. 12 Associated Press Poll ranking while guiding the Zags to a 29-5 overall record, which ties for the second-best in program history. GU claimed its third-straight WCC regular-season title while Fortier was named WCC Coach of the Year for the fourth time in five seasons, surpassing her own conference record for the award. The Bulldogs advanced to the NCAA Tournament for the 11th time in program history and the fourth time under Fortier, securing the No. 5 seed, the highest in program history. Gonzaga advanced to the NCAA Second Round for the sixth time in history, falling to Oregon State 76-70 in Corvallis, Ore. Fortier coached three Zags to First Team All-WCC honors in Laura Stockton, Zykera Rice and Chandler Smith while Jill Townsend was selected Honorable Mention. Fortier was also selected as a Werner Ladder Naismith Coach of the Year Late Season Candidate in addition to being selected as 20 local Spokane women as part of the 2019 Women in Business Leadership Awards.

2017-18: With a young crew that carried just one senior on the roster, Fortier posted her then-winningest season with a 27-6 record, the program's 10th 25-win season in 11 years. The Zags went 17-1 in conference play, the first WCC Team ever to accomplish the feat, claiming the regular-season title. Gonzaga went on to claim the WCC Tournament title as well, advancing to the NCAA Tournament for the 10th time in history. Three players earned WCC All-Conference recognition, led by Player of the Year Jill Barta, the eighth POY in program history. WNBA Draft pick Jill Barta became the third Zag in history to be named First Team All-WCC three time in her first three seasons.

2016-17: Fortier's Zags swept the WCC regular-season and tournament championships while Fortier became the fastest coach in program history to 50 wins. At 26-7, Gonzaga advanced to the NCAA Tournament for the eighth time in nine years and ninth time overall. Fortier's 2016-17 squad set program records in three pointers made (224), free throw percentage (77.4) along with breaking the single-game three-pointers made record three times, finally settling on 17. Jill Barta became only the second sophomore in the Division I era to score 1,000 career points at GU.

2014-15: In her first season as head coach, Fortier led Gonzaga to a 26-8 finish and its seventh-straight NCAA Tournament appearance. The Zags advanced to their fourth Sweet 16 following a pair of upsets in the first and seconds rounds as an 11-seed. Gonzaga set new program records in 2014-15, including a program-best 77.4 percent from the free throw line which also ranked fourth in the country. The Bulldogs also set new marks in free throws made (534) and made three-pointers (211). Fortier was named the WCC Coach of the Year after guiding the Zags to their 11th-straight WCC regular-season title. Four Zags also collected All-WCC honors as Sunny Greinacher and Elle Tinkle were named All-WCC First Team, Keani Albanez picked up All-WCC Second Team honors and Emma Wolfram was selected to the WCC All-Freshman team. Fortier was also named the WBCA Division I Rookie Coach of the Year after completing the best rookie season of any Gonzaga coach to date. Her 26 wins and 76.5 win percentage were both top of the list among first year finishes for any GU women's basketball coach.

THE FORTIER FILE

BIRTHPLACE: Sacramento, Calif.
HIGH SCHOOL: Placer High,
Auburn, Calif. - 1999
COLLEGE: Butte College, Oroville, Calif. - 2002
Cal State Monterey Bay - 2004
(B.S. Human Communications)
Gonzaga University - 2006
(MA Athletic Administration)

COLLEGIATE HONORS
NAIA Academic All-American, 2003
All-Cal Pac honorable mention, 2003
CSUMB Female Scholar Athlete of the Year, 2004

COACHING EXPERIENCE
2004-06 - Coordinator Basketball Operations
Gonzaga University
2006-07 - Assistant Women's Coach
University of Northern Colorado
2007-14 - Assistant Women's Coach
Gonzaga University
April 14, 2014 - Head Women's Coach
Gonzaga University

HUSBAND: Craig Fortier
CHILDREN: Marcus (2010)
Calvin (2012)
Quincy (2014)

Fortier first came to Gonzaga in 2004, spending two years as the coordinator of basketball operations. She then spent one season as an assistant coach at the University of Northern Colorado before returning to GU in 2007.In her seven years as a Gonzaga assistant, the Bulldogs produced an overall record of 196-43. The Zags dominated the West Coast Conference during that span, compiling a 98-8 mark to go with seven consecutive WCC regular-season championships and five WCC Tournament titles.

After a second-round appearance in the WNIT in Fortier's first season as an assistant, the Zags qualified for the NCAA Tournament the next six years, which included a stretch of three-straight Sweet Sixteens from 2010-12. The highlight was an Elite Eight run in 2011, in which the Bulldogs upset three higher-seeded teams.

In addition to serving as Gonzaga's recruiting coordinator, Fortier has been responsible for coordinating GU's defense. She also spent time coaching Gonzaga's guards. She has mentored two WNBA draftees in Courtney Vandersloot and Katelan Redmon as well as Haiden Palmer. She also coached Taelor Karr, the 2012-13 WCC Player of the Year.

A native of Grass Valley, Calif., Fortier played collegiate basketball at Butte (Calif.) Community College before transferring to Cal State Monterey Bay. At CSUMB, she earned Honorable Mention All Cal-Pac Conference honors as a junior and was an NAIA Academic All-American in 2003. She also earned the 2004 CSUMB Female Scholar Athlete of the Year.

DURING THE LISA FORTIER ERA

Record in Home Games: 134-14
Record in True Road Games: 97-26
Record in Neutral-Site Games: 31-20
Record in Overtime Games: 5-5
Record in WCC Tournament Games: 14-6
Record in NCAA Tournament Games: 6-8
Record in Games decided by Five Points or Less: 23-23
Record Against Ranked Opponents: 11-17
Longest Win Streak: 24 games (10/29/23-3/10/24)
Longest Home Win Streak: 36 games (2/7/2022-Now)
Longest True Road Win Streak: 11 games (11/18/17-2/17/18) and (2/4/23-2/24/24)
Longest WCC Win Streak: 18 games (2/13/20-2/13/21)
Longest Losing Streak: 3 games (2/19/16-2/25-16)
Longest Home Losing Streak: 1 game (2/5/22)
Longest True Road Losing Streak: 6 games (1/14/16-2/20/16)
Longest WCC Losing Streak: 3 games (2/19/16-2/25-16)
Most Points in a Game: 104, Pacific (2/3/24)
Most Points in a WCC Game: 104, Pacific (2/3/24)
Fewest Points in a Game: 39 at BYU (2/19/22)
Fewest Points in a WCC Game: 39 at BYU (2/19/22)
Most Points Allowed in a Game: 92, Utah (3/21/16)
Most Points Allowed in a WCC Game: 84, 2x, last at Pacific (2/20/16)
Fewest Points Allowed in a Game: 35, Air Force (11/13/15)
Fewest Points Allowed in a WCC Game: 36, 2x, last Pepperdine (1/23/20)
Largest Margin of Victory: 65, Pacific (2/3/24)
Largest Margin of Victory in a WCC Game: 65, Pacific (2/3/24)
Largest Margin of Defeat: 24, at BYU (2/19/22)
Largest Margin of Defeat in a WCC Game: 24, at BYU (2/19/22)
Most Points Allowed in a Win: 84, San Francisco (2/7/15)
Most Points Scored in a Loss: 83, at Pacific (2/20/16)
Fewest Points Scored in a Win: 43, vs. BYU (3/9/21)
Fewest Points Allowed in a Loss: 51, vs Washington State (12/3/21)
Largest Halftime Lead: 37, at Pacific (1/13/22)
Largest Halftime Deficit: 21, Saint Mary's (2/10/18)
Largest Deficit Overcome in a Win: 20, vs. Portland (12/29/19)
Largest Lead Surrendered in a Loss: 20, vs. Portland (3/9/20)
Largest Deficit Faced: 29, at Saint Mary's (2/19/16)
Highest Field-Goal Percentage: 62.7, vs Arizona (12/20/23)
Lowest Field-Goal Percentage: 25.5, at BYU (2/19/22)
Most Rebounds: 67, San Francisco (2/7/15)
Most Rebounds Allowed: 51, vs George Washington (3/20/15)
Fewest Rebounds: 20, at Saint Mary's (2/8/20)
Most Assists: 30, North Alabama (12/21/20)
Most Assists by an Opponent: 21, at Saint Mary's (1/14/17)
Fewest Assists: 5, 2x, last at San Francisco (1/30/16)
Most Turnovers: 26, at Washington State (12/6/17)
Most Turnovers by an Opponent: 29, Air Force (11/13/15)
Fewest Turnovers: 6, 2x, last vs San Francisco (2/22/22)
Most Steals: 18, 2x, last at Loyola Marymount (2/20/20)
Most Steals by an Opponent: 16, at San Diego (1/16/16)
Fewest Steals: 1, at Santa Clara (2/4/17)
Most Blocks: 11, 2x, last vs Stephen F. Austin (12/12/21)
Most Blocks by an Opponent: 11, Oklahoma (3/18/17)

OPPONENT INDIVIDUAL GAME HIGHS

Points: 35, Alissa Pili, Utah (3/25/24)
Field-Goals Made: 12, Alissa Pili, Utah (3/25/24)
Field-Goal Attempts: 26, Marquelle Dent, Wyoming (12/4/15)
Field-Goal Pct (min. 5 made): .900 (9-10), by Merle Wiehl, Santa Clara (1/14/21)
3-Pointers Made: 7, Brenna Chase, BYU (3/12/19)
3-Pointers Attempted: 13, by Melissa Dixon, Iowa (11/29/14)
3-Point Pct. (min. 4 made): 1.00, 2x, last by Sam Simons (5-5), SMC (2/8/20)
Free-Throws Made: 16, by Makenzi Morrison, at BYU (2/28/15)
Free-Throw Attempts: 18, by Makenzi Morrison, at BYU (2/28/15)
Free-Throw Pct.(min. 5 Made): 1.00 (9-9), last by Kiera Oakry, vs USD (1/15/22)
Rebounds: 16, 4x, last by Cameron Brink at Stanford (1/9/22)
Assists: 10, Haley Greer, South Dakota State (12/6/21)
Steals: 6, 5x, last by Valerie Higgins, Pacific (1/5/19)
Blocked Shots: 9, Vionise Pierre-Louis, vs. Oklahoma (3/18/17)

FORTIER VERSUS ...

School	W	L
Air Force	1	0
Alabama*	1	0
American	0	1
Arizona*	1	0
Belmont	0	2
Brigham Young	15	8
Cal*	1	0
Colgate	2	0
Colorado State	1	1
CSU Bakersfield	1	0
Dayton	3	0
DePaul	0	1
Eastern Illinois	1	0
Eastern Michigan	1	0
Eastern Washington*	8	0
Florida State	0	1
George Washington	1	0
Grand Canyon	1	0
Hawaii	1	0
Idaho	1	0
Idaho State	3	0
Iowa	0	1
Kent State	1	0
Liberty*	1	0
Little Rock	1	0
Long Beach State	1	0
Louisville*	1	2
Loyola Marymount*	21	0
Marquette	0	1
Maine	1	0
Michigan	0	1
Middle Tennessee	1	0
Missouri State	2	0
Montana*	7	0
Montana State	4	0
Nebraska	1	0
New Mexico*	1	0
Nicholls State	1	0
North Alabama	1	0
Northwestern	1	1
North Carolina	0	1
North Florida*	1	0
Notre Dame	0	1
Oklahoma	0	1
Oregon State	1	1
Pacific*	20	3
Pepperdine*	20	1
Portland*	20	5
Portland State	2	0
Presbyterian	1	0
Purdue	1	0
Rice*	1	0
Rutgers	1	0
Saint Francis	1	0
Saint Mary's*	18	4
San Diego*	17	3
San Francisco*	21	2
Santa Clara*	19	3
Stephen F. Austin	2	0
South Dakota	1	0
South Carolina	0	1
South Dakota State*	1	1
Southern Utah	2	0
Southern California	0	1
Stanford*	3	6
Tennessee	1	1
Tennessee Martin	1	0
Texas*	0	1
Texas Southern	1	0
Toledo*	1	0
UC Davis	1	1
UC Irvine*	2	0
UC Riverside	1	0
UNLV	1	1
Utah*	3	1
Queens	1	0
Washington State*	4	5
West Virginia	1	0
Western Illinois	1	0
Western Kentucky	1	0
Winthrop	1	0
Wyoming*	7	0

** 2023-24 Opponents*

GONZAGA INDIVIDUAL GAME HIGHS

Points: 37, by Jill Barta, vs. Saint Mary's (3/7/17)
Field-Goals Made: 13, last by Yvonne Ejim vs Queens (12/6/22)
Field-Goal Attempts: 25, by Sunny Greinacher, San Francisco (2/9/15)
Field-Goal Pct (min. 5 made): 1.00 (5-5) last by Yvonne Ejim , USF (1/16/21)
3-Pointers Made: 8, Cierra Walker vs Loyola Marymount (2/26/22)
3-Pointers Attempted: 13, last by Kaylynne Troung (2/04/23)
3-Point Pct. (min. 4 made): 1.00 (4-4), last by Cierra Walker (12/8/21)
Free-Throws Made: 12, 5x, last by Zykera Rice, vs. BYU (3/12/19)
Free-Throw Attempts: 14, 6x, by Jill Barta, at BYU (2/3/18)
Free-Throw Pct.(min. 8 Made): 1.00 (12-12), 5x, last by Zykera Rice, vs. BYU (3/12/19)
Rebounds: 22, by Jill Barta, vs. Belmont (11/23/17)
Assists: 12, 2x, by Kaylynne Truong at Cal (12/7/23) and at San Diego (2/1/24)
Steals: 8, by Jessie Loera at Loyola Marymount (2/20/20)

ASSISTANT COACH JORDAN GREEN

11th YEAR - GEORGE FOX, 2001

Jordan Green was hired as the first member of Head Coach Lisa Fortier's staff in April of 2014. He brings a wealth of experience and expertise in both guard and post player development to Gonzaga. Green also has a high knowledge of basketball in the Pacific Northwest as he has recruited the area extensively for most of his professional career.

The Bulldogs have reached new heights during Green's tenure, securing a regular-season Top 10 ranking in the USA Today/WBCA Coaches poll—the highest regular-season ranking ever—along with a No. 11 Associated Press ranking. Each of those milestones came during the 2019-20 season which saw the Bulldogs finish with a program-best 28-2 regular-season record along with the highest win percentage in program history at 90.3 percent (28-3 overall record). The Zags were slated to host the NCAA First and Second Rounds as a Top 16 seed before the season ended abruptly due to the COVID-19 pandemic.

Green has helped guide the Bulldogs to seven West Coast Conference regular-season titles, four WCC Tournament titles, seven post-season appearances including five-straight NCAA tournament appearances and an NCAA Sweet 16 appearance. Since his arrival, Gonzaga has had three players named WCC Player of the Year (Jenn Wirth, Jill Townsend, Jill Barta), 13 All-WCC First Team selections, five All-WCC Second Team selections, six All-WCC Honorable Mention selections and four WCC All-Freshman Team performers.

Prior to arriving at Gonzaga, Green made stops at Idaho, Idaho State and Seattle University. The Cashmere, Wash., native closed out his third season on the Idaho coaching staff in 2013-14 and first as the associate head coach. As a member of the Vandals, Green coordinated recruiting and team travel, handled scouting responsibilities and worked with their post players. The Vandals posted a 54-45 three-year record with Green on the bench, including a 32-16 mark in the Western Athletic Conference. Idaho also earned NCAA Tournament berths in both 2012-2013 and 2013-14 after winning the WAC Tournament Championship. The Vandals' NCAA Tournament bid in 2012-13 was only the second in school history and first since 1984-85. It also was their first post-season berth since 1985-86 campaign. Green coached five All-WAC performers including Alyssa Charleston, a three-time All-WAC performer and a Capital One All-American.

Prior to his time at Idaho, Green worked at Idaho State University as an assistant coach from 2004-11. During his tenure, Idaho State won two Big Sky Championships and made a splash in the post-season three-times; one NCAA Tournament and two appearances in the WNIT. The versatile coach was in charge of guard player development in addition to scouting opponents, coordinating travel and assisting with recruiting.

Before his stop at Idaho State, Green kicked off his coaching career with a single season with the men's basketball program at Seattle University in 2003-04.

Green played basketball collegiately at George Fox University, where he was a three-time captain and a NAIA All-American Honorable Mention. On the all-time statistical charts at George Fox, he ranked third in steals (253), seventh in points (1,468) and 10th in assists (373). He earned his bachelor of science in education from George Fox in 2001, and received his master's in athletic administration and physical education from Idaho State in 2005.

Green is married to Jessica Green, and they have a son Jaden and daughter Josephine.

ASSISTANT COACH STACY CLINESMITH

11th YEAR - UC SANTA BARBARA, 2000

Stacy Clinesmith, former WNBA veteran and Spokane native, was hired as an assistant women's basketball coach on May 2, 2014. The standout from Mead high school has been able to transfer her knowledge of the game as a player into developing guards as a coach. Stacy brings tons of energy and enthusiasm, and does a tremendous job of creating relationships with recruits and within the community.

In her eight seasons with the Bulldogs, Clinesmith has mentored 14 All-WCC guards, including one WCC Player of the Year: Elle Tinkle (twice), Keani Albanez, Laura Stockton (twice), Chandler Smith (twice), Jill Townsend (three times, including the 2019-20 Player of the Year), Katie Campbell, Jessie Loera and Kayleigh Truong (twice). In 2019-20, then-freshman Kayleigh Truong was honored as a member of the WCC All-Freshman team.

In 2019-20, Clinesmith mentored WCC Player of the Year Jill Townsend at guard. The junior led the Zags in scoring (12.3 ppg), second in rebounding (5.6 rpg), first in free-throw percentage (85.1), second in field goal percentage (49.7) and third in three-point field goal percentage (41.1). She also tutored Jessie Loera—who led the Zags in assists and finished her career ranked fourth all-time with 445 assists—and Katie Campbell who was selected to the All-WCC Second Team. In 2018-19, both Loera and Laura Stockton averaged over 4.0 assists per game, while Stockton finished her career ranked third all-time in program history with 459 assists. In 2017-18, Clinesmith oversaw three guards in Stockton, Chandler Smith and Loera who all averaged over 2.7 assists per game and scored at least 6.2 points per contest. Smith picked up All-WCC Second Team honors while Emma Stach was selected WCC All-Tournament. In 2016-17, she tutored All-WCC Honorable Mention selection Stockton at point guard; Stockton finished the season with 144 assists, 10th on the single-season GU list. That season, Gonzaga ranked first in the conference in assist-to-turnover ratio at 1.06.

Clinesmith arrived at Gonzaga following three seasons as an assistant coach at Santa Clara University. During her stint with the Broncos, Clinesmith coached two All-WCC honorees, and All-Freshman selection and five WCC All-Academic honorees. In her first season at SCU, she guided the team to its best start in program history, and as the guard coach, mentored Alyssa Shoji who went on to set the WCC single-season three-point field goal record (99).

Clinesmith began her career in the collegiate ranks serving as Oregon State University's Director of Basketball Operations in 2008-09 and went on to become the assistant coach at Central Washington University in 2010-11.

Before hitting the collegiate coaching ranks, Clinesmith enjoyed a record-setting basketball career. She was tabbed the Washington State 3A Player of the Year while at Mead and went on to become one of the most accomplished guards ever to play at UC Santa Barbara. She finished her college career second in UC Santa Barbara history in assists (647) and fourth in scoring (1,565 points).

Clinesmith led the Gauchos to four-straight NCAA Tournament appearances and earned All-Big West honors three times, starting with her sophomore season, and was named to the Big West All-Freshman Team as a rookie. The Gauchos won the Big West Tournament titles in each of her four seasons and Clinesmith was tabbed the Big West Tournament Most Valuable Player in 2000.

After her collegiate career, Clinesmith was drafted by the Sacramento Monarchs in the second round of the 2000 WNBA Draft and spent two seasons playing for Sacramento before joining the Detroit Shock in 2002. She went on to play with the Springfield Sprint of the National Women's Basketball League (NWBL) and the Gigantes de Carolina in Puerto Rico.

Clinesmith graduated from UC Santa Barbara in 2000 with a bachelor of arts degree in sociology. She has been a certified strength and conditioning coach since 2004.

ASSISTANT COACH CRAIG FORTIER

11thYEAR - CAL STATE-MONTEREY BAY, 2003

Fortier joined the Gonzaga women's basketball staff on May 5, 2014, rounding out head coach Lisa Fortier's staff hires. Craig, Lisa's husband, brought over a decade of coaching experience with him to Gonzaga, including three seasons as the associate head coach of the Eastern Washington men's basketball team.

Fortier had also previously spent time as a graduate assistant for Gonzaga's men's basketball team from 2004-06; during that same time, Lisa served as the coordinator of basketball operations for GU's women's team.

Working primarily with the posts, he has tutored 13 all-conference forwards including eight first team selections and the first-ever WCC Sixth Woman of the Year (Melody Kempton, 2021). Fortier has mentored two WCC Player of the Year honorees in Jenn Wirth (2021) and Jill Barta (2018). Wirth, a two-time First Team All-WCC selection, collected multiple postseason awards, including Honorable Mention AP All-America and DI-AAA ADA Scholar Athlete honors, finishing her career ranked 22nd all-time in scoring with 1,051 points and 8th all-time in rebounding with 685. Barta, who was a three-time First Team All-WCC selection in three seasons, became just the third Zag in program history to do that. Barta finished seventh all-time with 1,620 points and 11th all-time with 652 rebounds. She was drafted into the WNBA after three seasons on the court at Gonzaga. Under his tutelage, Zykera Rice, Kiara Kudron and Sunny Greinacher were also selected First Team All-WCC. Rice also joined Barta in the WNBA ranks, earning a training camp spot with the Seattle Storm in 2019.

While at Eastern Washington, Fortier helped direct the Eagles' defense, and in 2013-14, EWU finished in the top three in the Big Sky in three different categories, including blocked shots (1st; 4.3), field goal percentage defense (2nd; 44.6) and three-point field goal percentage defense (3rd; 34.5). The Eagles also had top three season in school history in turnovers per game, averaging 12.0 in 2013-14, 13.4 in 2012-13 and a school best 11.8 in 2011-12.

Prior to his time with the Eagles, Fortier was instrumental in helping the Whitworth men's basketball program reach new heights. In 2010-11, Fortier helped the Pirates advance to the NCAA Division III Sectional Final (Elite Eight) for the first time in program history. Whitworth ended that season with an impressive 28-2 mark, also a program record.

Fortier's experience also includes a one-year stint as an administrative assistant for the men's basketball team at Colorado State University and a one-year stint and the assistant men's basketball coach for his alma mater, Cal State Monterey Bay.

He graduated from Cal State Monterey Bay in 2003 with a degree in human connection. He earned his master's degree in sport and athletic administration from Gonzaga in 2006.

Fortier has been married to Lisa since 2006 and they have two sons Marcus (2010) and Calvin (2012), and a daughter, Quincy (2014).

ASST. COACH/ VIDEO COORDINATOR - JAZMINE REDMON

FIRST YEAR - GONZAGA, 2014

Redmon comes back to GU from Fresno State as she was the assistant coach and director of operations during the 2023-24 season. Prior to that, Redmon played for Gonzaga from 2010-14, winning four West Coast Conference regular-season championships and three WCC tournament championships. In 2013, the defensive stalwart for the Bulldogs was named the conference's Defensive Player of the Year. As a senior, she earned WCC honorable mention.

The point guard finished her career averaging 4.7 points, 2.4 rebounds, 3.1 assists and 1.6 steals per game in 77 appearances. She currently ranks No. 6 all-time in career assists (400) and steals (211) at Gonzaga.

After college, she played three years professionally in Europe, spending time in Frankfurt, Germany, Thessaloniki, Greece and Copenhagen, Denmark. Following that, Redmon has spent her days coaching in Spokane, Washington, first as an assistant at Mead High School. She has since spent the last three years as the head coach at University High School.

Lisa Fortier on Redmon: We are really excited to bring Jazy back to Spokane and Gonzaga. She was a great player and leader for us, and understands our culture and what it takes to have continued success. I loved coaching her the 4 years she was here and am going to enjoy wining with her on a different level now.

ASSISTANT COACH- CHANTEL OSAHOR

FIRST YEAR - WASHINGTON, 2017

One of the nation's youngest coaching stars, Osahor, an All-American at Washington in 2017, made previous stops at Drake and Arkansas before arriving in Norman for three seasons. She was selected to the Women's Basketball Coaches Association's 30 Under 30 Class in 2023.

During her second season in Norman, the Sooners posted a 14-4 record in Big 12 play en route to the program's first regular-season conference championship since 2009. A 26-7 record, the team's best in over a decade, saw Oklahoma advance to the second round of the NCAA Tournament for the second consecutive season. In addition, she oversaw the continued development of Skylar Vann, who repeated as the Big 12's Sixth Player of the Year, and Madi Williams, who became Oklahoma's first WNBA Draft pick since 2013.

In her first year at Oklahoma, the Sooners reached the second round of the NCAA Tournament for the first time since 2017 and scored the second most points in program history. Working primarily with OU's post players, the Sooners finished 10th nationally in points in the paint, with nearly half of the team's points coming from the lane. In addition, for the first time since 2007, Oklahoma led the Big 12 in rebounding, more impressively doing so after finishing last in the league in the category the year prior.

In two years at Arkansas, Osahor helped guide the Razorbacks to the NCAA Tournament in 2021, and the Hogs would've appeared in the 2020 tournament had it not been canceled. With Osahor on the bench, Arkansas compiled a 43-17 record over the two seasons and finished 15th in the 2021 AP Poll, the highest ranking since 1995.

As a player at Washington, Osahor starred on three NCAA Tournament teams and helped the Huskies to the 2016 Final Four and 2017 Sweet 16. The 2017 WBCA All-American is one of just two players in Washington history to record at least 1,000 points and 1,000 rebounds in a career. As a senior, she led the nation with 15.3 rebounds per game and 30 double-doubles. She holds the school record for career rebounds and was a finalist for the Naismith Trophy in 2017.

After college, Osahor was drafted 21st overall by the Chicago Sky in the 2017 WNBA draft.

DIRECTOR OF OPERATIONS - SHANNON DONEGAN

SECOND YEAR - TEMPLE, 2012

Women's basketball head coach Lisa Fortier has announced the hiring of Shannon Donegan as the director of operations for the team.

"Having Shannon back at Gonzaga is a huge win for the department and for me," Fortier said. "She is someone who cares deeply about the quality and commitment of the program, and I trust her as much as anyone I've worked with. Basketball has an amazing way of bringing people back into your life, and we are thankful that is the case with Shannon."

Donegan is most recently coming from The College of New Jersey as an assistant coach starting in 2021-22. Donegan joined the Lions after serving time at Eastern Washington, Gonzaga, and Saint Mary's over the course of the last eight years.

Prior to TCNJ, Donegan served as an assistant coach at Eastern Washington University for a year after three seasons at Gonzaga as the director of operations.

At GU, Donegan helped guide the Bulldogs to an 84-14 overall record, two trips to the NCAA tournament and three West Coast Conference regular season championships. Working with head coach Lisa Fortier, Donegan also helped coach 13 All-WCC Team honorees including two Player of the Year recipients.

Before her time with the Bulldogs, she had a four-year stint at Saint Mary's College of California where she was the director of women's basketball operations and the video coordinator.

Donegan began her coaching career in 2011 at Germantown Friends High school in Philadelphia, Pa., as the girls' varsity coach where she helped improve the team's league record from 6-12 overall to 11-6.

She earned her B.S. in Athletic Training in May of 2012 from Temple University before moving on to get her Master's in Sport Management from the University of San Francisco in May of 2015.

"I am beyond grateful for the opportunity to re-join Lisa and the Gonzaga family!" Donegan said. "The standard of success and atmosphere in The Kennel proves why it is one of the most special places in the country. Lisa is a talented coach, incredible leader, and outstanding role model for her student-athletes. I look forward to returning to the exceptional basketball community she continues to cultivate here in Spokane. Zag Nation, let's go!"

0

ESTHER LITTLE

G \ 6-2 \ SR
Ipswich, England
Ipswich Basketball Academy (IBA)

JUNIOR (2023-24):
Performed in all 36 games this season for the Zags… Finished the year with 526 total minutes, which was a career-high and average of 14.6 minutes per game… Grabbed 81 total rebounds this season, including 20 offensive rebounds on the season… Finished the season with 24 assists, 11 blocks, and seven steals… Scored 19 points this season… Had a season-high eight rebounds against Portland… Established a career-high in blocks, with three, against Saint Mary's…

SOPHOMORE (2022-23):
Appeared in 31 games, and started four this season for the Zags… Improved her season averages in every major statistical category this year… Played a total of 493 minutes this season, including a career-high 33 minutes against Portland… Grabbed 82 total rebounds, including 26 offensive rebounds, this year… Led the Zags in field goal percentage at 60 percent, which was also a career-high… Scored a career-high 12 points against Portland.

FRESHMAN (2021-22)
Saw action in 15 games this season, including a career-high nine minutes against Pacific...Earned a season-high two steals against Idaho State.

IPSWICH BASKETBALL ACADEMY: Has been a national team member at every age group in England, and she has logged more than 50 games of international play to date ... For the past two seasons, Little has played at the senior women's level in England ... Won the U16 and senior women's National Cups with Ipswich, along with several divisional titles in the National Basketball League ... Set a new British record in rebounds at an individual tournament after averaging 12.1 per game in Skopje, Macedonia, and in 2018 she was named the Women's Elite Academy Basketball League Player of the Week after scoring 11 points and hauling in 19 rebounds in a 49-46 victory for Copleston ... Last season, Little averaged 15.5 points, 19.5 rebounds, and 6.8 assists.

				Field Goals		3-Point		F-Throws		Rebounds									Scoring	
SEASON	TEAM	GP-GS	MIN/AVG	FG-FGA	FG%	3FG-3FGA	3FG%	FT-FTA	FT%	OFF	DEF	TOT	AVG	PF-FO	A	TO	BLK	STL	PTS	AVG
2021-22	Gonz	15-0	73/4.9	1-3	.333	0-0	.000	1-2	.500	2	5	7	0.5	5-0	1	6	0	2	3	0.2
2022-23	Gonz	31-4	474/15.3	19-32	.594	0-3	.000	2-8	.250	27	57	84	2.7	54-2	21	43	16	15	40	1.3
2023-24	Gonz	36-0	526/14.6	7-23	.304	2-8	.250	3-6	.500	20	61	81	2.3	31-0	24	45	11	7	19	0.5
TOTAL		**82-4**	**1073/13.1**	**27-58**	**.466**	**2-11**	**.182**	**6-16**	**.375**	**49**	**123**	**172**	**2.1**	**90-2**	**46**	**94**	**27**	**24**	**62**	**0.8**

2

VERA GUNAYDIN

G \ 5-9 \ JR
Ankara, Turkey
South Georiga Tech

Gunaydin started in 32 games for South Georgia Tech College and averaged over 13 points per game while shooting over 42% from the floor. She was one of only three players to be averaging in double-digits from the team. She had the highest three-point shooting percentage for the Lady Jets hitting 33% of her attempted shots. She was also the second leading rebounder for the team averaging 5.2 per game.

During the season, she was named the Georgia Collegiate Athletic Association (GCAA) Women's Basketball Player of the Week following SGTC's wins over Snow College and St. Petersburg College.

Lisa Fortier on Gunaydin: We were immediately drawn to Vera because of her ability to shoot the ball from distance and her commitment to being one of the hardest workers everywhere she's been. She's been pushed to expand her game and play different positions, and has thrived in each situation. She is excited to be a Zag and we are excited to coach her!

CAREER STATISTICS - PANOLA COLLEGE

		Total		3-Point		F-Throws		Rebounds							Scoring
Season	GP-GS	FG-FGA	Pct	FG-FGA	Pct	FT-FTA	Pct	Off-Def	Tot	Avg	Ast	TO	Blk	Stl	Pts/Avg
2020-21	20-10	67-116	.578	0-1	.000	41-55	.745	61-65	126	6.3	6	18	15	9	175-8.8
2021-22	29-18	97-197	.492	0-0	.000	43-51	.843	46-131	177	6.1	14	17	10	10	237-8.2

4

CLAIRE O'CONNOR

G \ 6-0 \ SO
Bellevue, Wash.
Lakeside

SOPHOMORE (2022-23):
Played 175 total minutes across 30 games this season for the Zags… Finished the season with a 38.2% field goal percentage and 31.3% three point percentage… Scored 35 total points this year, with an average scoring amount of 1.2 points per game… Grabbed 26 rebounds this season, with 11 offensive rebounds and 0.9 rebounds per game average… Had four steals and two blocks on the year… Scored a career-high seven points against Pacific… Also had four rebounds against Portland and Pacific…Finished with an assist and two steals against Pepperdine…

O'Connor comes from Lakeside High School and is going into her fourth year on the varsity team. In her time so far on the team, she has averaged 25 points, 10 rebounds, four assists, and two blocks, per game.

With her impressive performance on the court, she has been named Metro League MVP, First Team All-Metro League, First Team All-State and an Under Armour Future 60 selection. She has also been the captain for three years for the varsity team.

In the first round of the 3A State Tournament last year, O'Connor scored a game-high 22 points and grabbed 17 rebounds to help defeat No. 8 Lincoln of Tacoma as Lakeside was seeded at No. 9.

In the classroom, O'Connor has maintained a 4.0 GPA going into her senior year of high school.

Coach Fortier on O'Connor: "We are really excited to add Claire to the roster. She is a very versatile offensive player, who can score all over the court. She has great work ethic and is highly driven to succeed. Claire excels in all of the off the court areas that are going to make her a perfect fit for our team. Welcome to the family, Claire!"

				Field Goals		3-Point		F-Throws		Rebounds									Scoring	
SEASON	TEAM	GP-GS	MIN/AVG	FG-FGA	FG%	3FG-3FGA	3FG%	FT-FTA	FT%	OFF	DEF	TOT	AVG	PF-FO	A	TO	BLK	STL	PTS	AVG
2023-24	Gonz	30-0	177/5.9	13-34	.382	5-16	.313	4-8	.500	11	15	26	0.9	16-0	3	11	2	4	35	1.2
TOTAL		**30-0**	**177/5.9**	**13-34**	**.382**	**5-16**	**.313**	**4-8**	**.500**	**11**	**15**	**26**	**0.9**	**16-0**	**3**	**11**	**2**	**4**	**35**	**1.2**

5

MAUD HUIJBENS

F \ 6-3 \ SR
Hilversum, Netherlands
Syracuse

WCC SIXTH WOMAN OF THE YEAR (2023-24)

JUNIOR (2023-24): Named the WCC Sixth Woman of the Year… Performed in 35 games this year, logging a career-high 686 total minutes for the Zags… Finished with the second-highest field goal percentage on the team, at 53.0%, and the third-highest three point percentage of 40.9% this year… Scored a career-high 220 total points this year, including a career-high 15 points against Saint Mary's… Tripled her previous career-high in rebounds, finishing with 127 total rebound and 48 offensive rebounds this season… Averaged 6.3 points and 3.6 rebounds per game… Also had career-highs in assists (53), blocks (14), and steals (18)… Had her first collegiate double-double, with 12 points and 11 rebounds, against San Francisco… Played a career-high 27 minutes against Washington State… Had three steals in 16 minutes against South Dakota State…

SOPHOMORE (2022-23):
Battling an injury throughout the year, appeared in 12 games this season for Gonzaga… Played a career-high 198 minutes this year, averaging 16.5 minutes per game… Maintained a free throw percentage of 77.8 percent, which was an improvement of nearly 15 percent from her freshman season… Grabbed 20 offensive and 41 total rebounds this season… Scored a season-high six points twice this season, including against Wyoming and Louisville.

2021-22 FRESHMAN
During her freshman season, Huijbens appeared in 21 games and played 129 total minutes...Scored a career-high 12 points, and played a career-high 12 minutes, in Gonzaga's game against Pepperdine this year...On the season, Huijbens shot 47.8 percent from the field and 64.3 percent from the charity stripe...Finished the year with 28 total rebounds and 31 total points.

HIGH SCHOOL/SYRACUSE
Huijbens was injured in her first season at Syracuse and saw action in a single game against Miami on Jan. 17. Prior to arriving at Syracuse, Huijbens was the No. 12-ranked post player in the class of 2020. A long-time member of the Netherlands National Team, she averaged 11.9 points, 6.5 rebounds and 0.5 assists at the U18 Women's European Championship in Skopje (Division B). The Hilversum, Netherlands, native also participated in Basketball Without Borders, organized by FIBA and the NBA

				Field Goals		3-Point		F-Throws		Rebounds									Scoring	
SEASON	TEAM	GP-GS	MIN/AVG	FG-FGA	FG%	3FG-3FGA	3FG%	FT-FTA	FT%	OFF	DEF	TOT	AVG	PF-FO	A	TO	BLK	STL	PTS	AVG
2020-21	SU	1-0	2/2.3	0-0	.000	0-0	.000	0-0	.000	0	1	1	1.0	0-0	1	0	0	0	0	0.0
2021-22	Gonz	21-0	130/6.2	11-23	.478	0-0	.000	9-14	.643	9	19	28	1.3	15-0	5	13	1	4	31	1.5
2022-23	Gonz	13-0	216/16.6	18-43	.419	0-0	.000	9-11	.818	21	24	45	3.5	28-0	8	21	3	6	45	3.5
2023-24	Gonz	35-2	691/19.7	89-168	.530	9-22	.409	33-47	.702	48	79	127	3.6	75-1	53	40	14	18	220	6.3
TOTAL FOR Gonz		**69-2**	**1037/15.0**	**118-234**	**.504**	**9-22**	**.409**	**51-72**	**.708**	**78**	**122**	**200**	**2.9**	**118-1**	**66**	**74**	**18**	**28**	**296**	**4.3**
TOTAL		**70-2**	**1039/14.8**	**118-234**	**.504**	**9-22**	**.409**	**51-72**	**.708**	**78**	**123**	**201**	**2.9**	**118-1**	**67**	**74**	**18**	**28**	**296**	**4.2**

8

INÊS BETTENCOURT

G \ 5-9 \ JR
Sao Miguel, Portugal
UConn

Bettencourt played two seasons at UConn and appeared in 28 games in the 2023-24 season. She totaled 18 points, 21 rebounds and 16 assists on the year.

During her freshman year in 2022-23, Bettencourt played in 25 games and started in one of those. She averaged 1.4 points and 1.2 assists per game.

In 2023, she was the second-youngest player on the roster at the 2023 U20 European Championship and ranked second on the team with 9.7 points and 3.3 assists a game. In 2022, she also represented Portugal at the 2022 FIBA U18 Women's European Championship. She led Portugal and ranked fourth in the tournament with 14.4 points per game with 54.6 steals, 3.7 rebounds and 3.6 assists as she was named to the All-Star Five.

Lisa Fortier on Bettencourt: Ines is going to be a great addition to our team. She is coming from a high level program, and knows how to work hard every day. She has a drive to continue to improve, and has shown a balance of poise and urgency in stressful game situations, which is critical for a point guard. We can't wait to get Ines on campus and get to work!

				Field Goals		3-Point		F-Throws		Rebounds									Scoring	
SEASON	**TEAM**	**GP-GS**	**MIN/AVG**	**FG-FGA**	**FG%**	**3FG-3FGA**	**3FG%**	**FT-FTA**	**FT%**	**OFF**	**DEF**	**TOT**	**AVG**	**PF-FO**	**A**	**TO**	**BLK**	**STL**	**PTS**	**AVG**
2022-23	UConn	25-1	224/8.9	12-31	.387	5-14	.357	5-6	.833	1	19	20	0.8	17-0	29	25	3	9	34	1.4
2023-24	UConn	28-0	157/5.6	8-32	.250	0-7	.000	2-4	.500	7	14	21	0.8	10-0	16	13	2	9	18	0.6
TOTAL FOR Gonz		**0-0**	**0/0.0**	**0-0**	**.000**	**0-0**	**.000**	**0-0**	**.000**	**0**	**0**	**0**	**0.0**	**0-0**	**0**	**0**	**0**	**0**	**0**	**0.0**
TOTAL		**53-1**	**381/7.2**	**20-63**	**.317**	**5-21**	**.238**	**7-10**	**.700**	**8**	**33**	**41**	**0.8**	**27-0**	**45**	**38**	**5**	**18**	**52**	**1.0**

10

TAYLA DALTON

G / 5-9 / GR
Auckland, New Zealand
Saint Mary's

Dalton played four seasons at Saint Mary's and appeared in 119 games, starting in 83 of those. She Averaged 25.5 minutes a game in her career at SMC and scored 965 points.

During the 2023-24 season, she averaged 10 points a game and started in 28 games for the Gaels. She scored a season-high 27 points at LMU and dished out six assists against Pacific.

Before arriving at Saint Mary's, Dalton competed in the 2017 U16 Asian Championships in India, 2018 U17 World Cup in Belarus, 2018 U19 Asia Cup in India, and the U18 3x3 World Cup in Mongolia in 2023 when she helped her team to win a silver medal. She also competed in the skills contest at the FIBA 3x3 World Cup where she earned a bronze medal.

In 2019, she averaged 37 points at Carmel College, as she helped them to a best-ever, third place finish in regionals to qualify for Secondary School Nationals. Once at Nationals, she led the tournament in scoring at 26 points per game.

Lisa Fortier on Dalton: We are really excited to have Tayla join our team. We have gotten familiar with her game over the years, and she really can do a bit of everything. She shoots the ball well from the perimeter, and can play multiple guard positions. Tayla is a tough defender and a perfect culture fit. I love her confidence and leadership ability, and cannot wait to coach her.

CAREER STATISTICS

				Field Goals		3-Point		F-Throws		Rebounds									Scoring	
SEASON	TEAM	GP-GS	MIN/AVG	FG-FGA	FG%	3FG-3FGA	3FG%	FT-FTA	FT%	OFF	DEF	TOT	AVG	PF-FO	A	TO	BLK	STL	PTS	AVG
2020-21	SMC	26-3	445/17.1	46-134	.343	16-63	.254	15-33	.455	16	23	39	1.5	37-0	18	55	3	26	123	4.7
2021-22	SMC	33-28	884/26.8	122-281	.434	37-119	.311	43-57	.754	41	51	92	2.8	77-2	56	68	10	31	324	9.8
2022-23	SMC	31-24	730/23.6	84-225	.373	22-89	.247	39-51	.765	36	42	78	2.5	56-0	55	65	1	36	229	7.4
2023-24	SMC	28-27	934/33.3	101-217	.465	18-50	.360	64-82	.780	26	37	63	2.3	48-1	71	58	7	47	284	10.1
TOTAL		**118-82**	**2993/25.4**	**353-857**	**.412**	**93-321**	**.290**	**161-223**	**.722**	**119**	**153**	**272**	**2.3**	**218-3**	**200**	**246**	**21**	**140**	**960**	**8.1**

11

ALLIE TURNER

G / 5-8 / FR
St. Louis, Mo.
John Burroughs

Turner comes from St. Louis, Mo., and led her high school to their first basketball state championship with a 54-46 win over St. Joseph Benton in the Class 4 Championship game with a 14-point fourth-quarter performance. In her junior year, she averaged 16.2 points a game while grabbing 4.2 rebounds and dishing out 4.5 assists per game.

Fortier on Turner: Allie is a great shooter! She is a very heady guard who has the ability to both stretch the floor and run the team. Her motor will allow her to play heavy minutes and her steady demeanor is one of the things we really value in our handling guards. Welcome to the family, Allie!

CAREER STATISTICS

12

CHRISTABEL OSAROBO

G / 5-11 / FR
Tudela, Spain

Osarobo comes from Tudela, Spain, and plays for the Ipswich Basketball Academy. She was most recently named WEABL South Defensive Player of the Year and the Most Improved Player in the 2022-23 season. Osarobo begins her third year at the Ipswich Basketball Academy, which is based at Copleston High School and Sixth Form. She has led Ipswich to two U18 Final Four Appearances, two National Cup finals, two WEABL Final Fours, the U18 Playoff and Cup Championship Double and as she has become a key starter for the Ipswich Senior Women in WNMBL Division One.

Fortier on Osarobo: Christabel is a great athlete! Her length and speed have helped her to become a valuable defender. She is comfortable playing multiple positions and her game is evolving every day. She finishes at a high level around the basket and can score at all three levels. I am so happy to have her joining our program.

CAREER STATISTICS

15

YVONNE EJIM

F \ 6-0 \ 5th YR
Calgary, Alberta
Edge School

HONORS
2024 AP ALL-AMERICAN HONORABLE MENTION
2024 ACADEMIC ALL-AMERICAN
2024 BECKY HAMMON PLAYER OF THE YEAR
2024 WCC PLAYER OF THE YEAR
2024 WCC DEFENSIVE PLAYER OF THE YEAR
2024 ALL-WCC FIRST TEAM
6X WCC PLAYER OF THE WEEK IN 2023-24
KATRINA MCCLAIN POWER FOWARD OF THE YEAR FINALIST
2024 ALL-ACADEMIC WCC TEAM
2023 BECKY HAMMON PLAYER OF THE YEAR FINALIST
2023 CSC ACADEMIC ALL-DISTRICT TEAM
2023 ALL-ACADEMIC WCC TEAM
2023 ALL-WCC FIRST TEAM
3X WCC PLAYER OF THE WEEK IN 2022-23
2022 WCC SIXTH WOMAN OF THE YEAR
2022 ALL-WCC SECOND TEAM
2021 WCC ALL-TOURNAMENT TEAM
2021 ALL-WCC FRESHMAN TEAM

SENIOR (2023-24): Named the 2024 Becky Hammon Player of the Year… Named the WCC Player of the Year… Named the WCC Defensive Player of the Year… Included on the All-WCC First Team… Started 33 games and saw action in 34 games this season, logging 932 total minutes and 27.4 minutes per game… Led Gonzaga and the WCC in scoring, with 670 total points and 19.7 points per game this season… Was also third in the WCC and first on the team for rebounds, with 296 total rebounds and 8.7 rebounds per game… Had the highest field goal percentage in the WCC and on the Zags, finishing at 60.1% with 286 made field goals on the year… Third in the WCC and led the Zags in free throw percentage, at 81.5% with 97 made free throws… Finished the season with 33 blocks and 49 steals, the most on the team in both categories… Led Gonzaga with 1.0 blocks and 1.4 steals per game, which were also the fourth- and eleventh-highest averages in the WCC, respectively… Set a career-high with 77 assists and 2.3 assists per game, which was the fourth-most on the team… Had 15 double-doubles this year, which is more than the rest of the team in their entire careers combined… Scored in double digits in every game this season, and scored over 20 points in 17 separate games… Grabbed at least eight rebounds in 23 different games… Shot over 50% from the field in 32 games this season… Scored a season-high 28 points in 29 minutes against Pacific, which was also the sixth-most points scored by a player in the WCC this year… Tied a career-high with 14 rebounds against UC Irvine in the NCAA Tournament Round of 64… Had five steals against Pepperdine and four blocks against Arizona…

JUNIOR (2022-23):
Started and played in every game this season for the Zags…Scored a team-high 569 points this season, including a career-high 32 points against Queens…Led the Zags in field goals made, free throws made, and points scored per game this year…Also earned a team-high 31 blocks, and had the second-most steals this season, ending with 49 steals on the year…Grabbed a career-high 110 offensive and 283 total rebounds this season, which led the Zags and is also the fifth-most total rebounds grabbed in a single season in Gonzaga women's basketball history…Set new career-highs in minutes played, average minutes per game, three point percentage, rebounds, assists, steals, and points scored this season…Improved her free throw percentage by 10 percent, and increased her assists per game from last season.

SOPHOMORE (2021-22)
Saw action in every game this season and had her first career start in Gonzaga's game against San Francisco...Set a career-high in points, assists, rebounds, steals, and blocks per game averages this season... Played a total of 705 minutes ...Had two double-doubles this season, including Gonzaga's games against Portland and San Francisco... Improved her free throw percentage by over 15 percent this season...Scored 342 total points and earned 189 total rebounds on the season...In the NCAA Women's Basketball Tournament, Yvonne shot 70 percent from the field and 92.9 percent from the free throw line...Was named the WCC Sixth Woman of the Year for the 2021-22 season.

FRESHMAN (2020-21)
Saw action in 25 games in her first season as a Zag, averaging 3.7 points per game and 2.1 rebounds in an average of 6.5 minutes per game…scored at least five points on nine different occasions, finishing in double-figures twice…was named the West Coast Conference Freshman of the Week after averaging 8.5 points per game on the road at Santa Clara and San Francisco…at SCU, went 2-for-3 from the floor with two boards in 16 minutes of play for seven points…followed it up with 10 points at San Francisco in 15 minutes, finishing a perfect 5-of-5 from the floor with three rebounds…was instrumental in Gonzaga's come-from-behind buzzer-beating victory over BYU in the WCC Tournament Championship…finished with 13 points and nine rebounds, including a pivotal offensive rebound with less than a second remaining to give the Zags possession…named to the WCC All-Tournament Team for her efforts.

INTERNATIONAL
Part of the Canadian National Team and competed in the 2024 Olympics for Canada in Paris.

CAREER STATISTICS

				Field Goals		3-Point		F-Throws		Rebounds									Scoring	
SEASON	TEAM	GP-GS	MIN/AVG	FG-FGA	FG%	3FG-3FGA	3FG%	FT-FTA	FT%	OFF	DEF	TOT	AVG	PF-FO	A	TO	BLK	STL	PTS	AVG
2020-21	Gonz	25-0	164/6.6	40-66	.606	0-0	.000	13-24	.542	29	23	52	2.1	21-0	5	13	6	8	93	3.7
2021-22	Gonz	34-1	707/20.8	143-277	.516	0-3	.000	56-80	.700	76	113	189	5.6	95-2	36	75	42	44	342	10.1
2022-23	Gonz	33-33	908/27.5	220-412	.534	5-16	.313	109-136	.801	108	170	278	8.4	103-7	53	75	30	48	554	16.8
2023-24	Gonz	34-33	927/27.3	286-476	.601	1-7	.143	97-119	.815	110	186	296	8.7	89-4	77	61	33	49	670	19.7
TOTAL		**126-67**	**2706/21.5**	**689-1231**	**.560**	**6-26**	**.231**	**275-359**	**.766**	**323**	**492**	**815**	**6.5**	**308-13**	**171**	**224**	**111**	**149**	**1659**	**13.2**

22
MCKYNNLIE DALAN
F \ 6-0 \ SO
Montesano, Wash.
Minnesota

Dalan appeared in 15 games for the Gophers during her freshman season. She made her college debut against LIU and grabbed one rebound in three minutes of action. Against Grambling, she grabbed a career high four rebounds and scored her first college point at the free throw line. She scored her first collegiate bucket, a three from the corner, with 1:32 remaining in the game against Lindenwood.

Prior to joining Minnesota, Dalan was an All-State honoree in both basketball and volleyball her junior year at Montesano High School. She played four years of basketball and volleyball at the high school level. She averaged 21 points and 16 rebounds during her junior high school season.

Lisa Fortier on Dalan: We are really excited about McKynnlie. She is a forward who will be able to stretch the defense with her perimeter shooting and embraces physicality around the basket. She is driven to improve and ready to put in the work to become the best version of herself. Welcome to the family, McKynnlie!

CAREER STATISTICS

DALAN, Mckynnlie

				Field Goals		3-Point		F-Throws		Rebounds									Scoring	
SEASON	TEAM	GP-GS	MIN/AVG	FG-FGA	FG%	3FG-3FGA	3FG%	FT-FTA	FT%	OFF	DEF	TOT	AVG	PF-FO	A	TO	BLK	STL	PTS	AVG
2023-24	MINN	15-0	45/3.0	1-4	.250	1-1	1.000	1-2	.500	3	8	11	0.7	3-0	0	1	0	1	4	0.3
TOTAL FOR Gonz		**0-0**	**0/0.0**	**0-0**	**.000**	**0-0**	**.000**	**0-0**	**.000**	**0**	**0**	**0**	**0.0**	**0-0**	**0**	**0**	**0**	**0**	**0**	**0.0**
TOTAL		**15-0**	**45/3.0**	**1-4**	**.250**	**1-1**	**1.000**	**1-2**	**.500**	**3**	**8**	**11**	**0.7**	**3-0**	**0**	**1**	**0**	**1**	**4**	**0.3**

31
ELLA HOPKINS
F \ 6-3 \ FR
Rochester, Minn.
Lourdes High School

FRESHMAN (2023-24)
Redshirted.

Hopkins comes from Lourdes High School in Rochester, Minn. Going into her final year at Lourdes, Hopkins averaged 14 points and seven rebounds per game. She led her team to a 21-9 finish and reached the Class AA State Tournament.

33
LAUREN WHITTAKER
F \ 6-3 \ FR
Rochester, Minn.
Lourdes High School

FRESHMAN (2023-24)
Redshirted.

6'3 | Forward | New Zealand | St. Andrews College in Christchurch
Whittaker comes from New Zealand and was recently selected as the sole New Zealand representative for the National Basketball Association Basketball Without Borders Global Camp In Las Vegas. It marked the first women's only BWB camp ever held. The camp brought 38 of the top female school-age prospects from 24 countries as it was led by the NBA, WNBA and FIBA. Whittaker also competed in the U-19 nationals, where she represented her hometown, Canterbury. Her team won the tournament and Whittaker was named the most valuable player from the tournament.

Fortier on Whittaker: Lauren is going to be a huge asset to our team. She adds size and skill and brings a ton of high-level experience to the team. There are not many players out there who move so fluid at her height. She can score inside and out and loves to play the physical game. We can't wait to get her to Spokane.

35
BREE SALENBIEN
G \ 6-2 \ R-SO
Adrian, Mich.
Lenawee Christian

REDSHIRT SOPHOMORE (2023-24):
Saw action in 12 games this season, logging 159 total minutes and 13.3 minutes per game for the Zags… Maintained a field goal percentage of 35.6% and a free throw percentage of 88.9% on the year… Made 16 field goals and six three pointers this season… Grabbed 28 total rebounds and three offensive rebounds this year, with a career-high 2.3 rebounds per game average… Dished out a career-high 18 assists and finished with a career-high average of 1.5 assists per game… Ended the year with eight blocks and three steals, including having a career-high three blocks against Santa Clara… Scored 46 points and had a career-high 3.8 points per game average this year, including scoring a season-high 14 points with three made three pointers against Pacific… Had a career-high six rebounds in 16 minutes against Pepperdine…

SOPHOMORE (2022-23)
Redshirted

FRESHMAN (2021-22)
Appeared in 29 games this season, until a leg injury sidelined her before the WCC Tournament...Played a total of 260 minutes this year, including a season-high 16 minutes against both Pacific and Wyoming...Scored a season-high 14 points, on 71.4 percent shooting, in Gonzaga's game against Pacific...Logged 75 total points and 40 total rebounds this year.

HIGH SCHOOL
Was a four-star recruit that was ranked the seventh-best guard in the nation and 44th-ranked player in her class by ESPN, as she is the highest recruit to sign with the Bulldogs in history ... Was the second-highest ranked recruit from the state of Michigan for the class of 2021 ... Named the AP Division IV Player of the Year each of the last four seasons ... Led Lenawee Christian to back-to-back Division IV state championships in 2018 and 2019 ... Was selected as the Class D Player of the Year in 2018 and was selected USA Today Second Team Michigan in 2019 ... Averaged 25.6 points per game, 11.1 rebounds per game, 4.6 assists per game, 2.7 blocks per game and 3.4 steals per game ... Named the Gatorade Player of the Year in Michigan ... Finished her high school career with 2,059 points and 920 rebounds.



CAREER STATISTICS

				Field Goals		3-Point		F-Throws		Rebounds									Scoring	
SEASON	TEAM	GP-GS	MIN/AVG	FG-FGA	FG%	3FG-3FGA	3FG%	FT-FTA	FT%	OFF	DEF	TOT	AVG	PF-FO	A	TO	BLK	STL	PTS	AVG
2021-22	Gonz	29-0	259/8.9	23-82	.280	12-44	.273	17-22	.773	11	29	40	1.4	22-0	16	32	1	12	75	2.6
2023-24	Gonz	12-0	158/13.2	16-45	.356	6-30	.200	8-9	.889	3	25	28	2.3	9-0	18	21	8	3	46	3.8
TOTAL		**41-0**	**417/10.2**	**39-127**	**.307**	**18-74**	**.243**	**25-31**	**.806**	**14**	**54**	**68**	**1.7**	**31-0**	**34**	**53**	**9**	**15**	**121**	**3.0**

2023-24 Gonzaga Women's Basketball
Combined Team Statistics
All games

Game Records

Record	Overall	Home	Away	Neutral
ALL GAMES	32-4	16-0	12-1	4-3
CONFERENCE	16-0	8-0	8-0	0-0
NON-CONFERENCE	16-4	8-0	4-1	4-3

Score by Periods

Team	1st	2nd	3rd	4th	OT	TOT
Gonzaga	725	672	820	644	18	2879
Opponents	507	519	557	573	15	2171

Team Box Score

No.	Player				Total		3-Point		F-Throw		Rebounds											
		GP-GS	MIN	AVG	FG-FGA	FG%	3FG-3FGA	3FG%	FT-FTA	FT%	OFF	DEF	TOT	AVG	PF	DQ	A	TO	BLK	STL	PTS	AVG
15	EJIM, Yvonne	34-33	927:11	27.3	286-476	.601	1-7	.143	97-119	.815	110	186	296	8.7	89	4	77	61	33	49	670	19.7
22	MAXWELL, Brynna	36-36	966:41	26.9	164-355	.462	96-218	.440	86-99	.869	23	80	103	2.9	58	0	32	37	11	39	510	14.2
11	TRUONG, Kayleigh	35-35	984:16	28.1	142-324	.438	76-192	.396	64-78	.821	18	66	84	2.4	58	1	153	70	4	47	424	12.1
14	TRUONG, Kaylynne	36-36	1079:43	30.0	138-327	.422	93-221	.421	42-53	.792	11	73	84	2.3	51	1	208	87	1	48	411	11.4
12	HOLLINGSWORTH, Eliza	36-36	977:01	27.1	136-305	.446	41-110	.373	58-68	.853	87	169	256	7.1	58	1	78	51	24	33	371	10.3
5	HUIJBENS, Maud	35-2	691:06	19.7	89-168	.530	9-22	.409	33-47	.702	48	79	127	3.6	75	1	53	40	14	18	220	6.3
10	STOKES, Calli	29-1	544:03	18.8	40-90	.444	7-25	.280	27-36	.750	38	65	103	3.6	44	0	37	22	6	22	114	3.9
35	SALENBIEN, Bree	12-0	157:50	13.2	16-45	.356	6-30	.200	8-9	.889	3	25	28	2.3	9	0	18	21	8	3	46	3.8
1	BURTON, Destiny	18-1	144:43	8.0	19-36	.528	0-0	.000	8-11	.727	12	20	32	1.8	14	0	11	11	2	2	46	2.6
13	OJUKWU, Naya	9-0	54:51	6.1	5-10	.500	0-0	.000	1-6	.167	4	5	9	1.0	9	0	5	7	2	3	11	1.2
4	O'CONNOR, Claire	30-0	176:56	5.9	13-34	.382	5-16	.313	4-8	.500	11	15	26	0.9	16	0	3	11	2	4	35	1.2
3	MUMA, Payton	3-0	12:46	4.3	0-2	.000	0-0	.000	2-2	1.000	0	1	1	0.3	0	0	3	0	0	2	2	0.7
0	LITTLE, Esther	36-0	526:17	14.6	7-23	.304	2-8	.250	3-6	.500	20	61	81	2.3	31	0	24	45	11	7	19	0.5
Team											70	76	146					14				
Total		**36**	**7243**		**1055-2195**	**.481**	**336-849**	**.396**	**433-542**	**.799**	**455**	**921**	**1376**	**38.2**	**512**	**8**	**702**	**477**	**118**	**277**	**2879**	**80.0**
Opponents		**36**	**7250**		**821-2057**	**.399**	**200-706**	**.283**	**329-444**	**.741**	**348**	**716**	**1064**	**29.6**	**584**	**9**	**444**	**556**	**81**	**233**	**2171**	**60.3**

Team Statistics

	GONZ	OPP
Scoring	**2879**	**2171**
Points per game	80.0	60.3
Scoring margin	+19.7	-
Field goals-att	**1055-2195**	**821-2057**
Field goal pct	.481	.399
3 point fg-att	**336-849**	**200-706**
3-point FG pct	.396	.283
3-pt FG made per game	9.3	5.6
Free throws-att	**433-542**	**329-444**
Free throw pct	.799	.741
F-Throws made per game	12.0	9.1
Rebounds	**1376**	**1064**
Rebounds per game	38.2	29.6
Rebounding margin	+8.7	-
Assists	**702**	**444**
Assists per game	19.5	12.3
Turnovers	**477**	**556**
Turnovers per game	13.3	15.4
Turnover margin	+2.2	-
Assist/turnover ratio	1.5	0.8
Steals	**277**	**233**
Steals per game	7.7	6.5
Blocks	**118**	**81**
Blocks per game	3.3	2.3
Winning streak	**0**	**-**
Home win streak	16	-
Attendance	**86416**	**12301**
Home games-Avg/Game	16-5401	13-946
Neutral site-Avg/Game	-	7-2638

Team Results

Date	Opponent		Score	Att.
11/06/2023	at Montana	W	83-70	2603
11/09/2023	at Washington St.	Lot	72-77	1587
11/12/2023	Toledo	W	91-70	4843
11/15/2023	North Florida	W	83-55	4845
11/18/2023	Wyoming	W	80-64	5059
11/24/2023	vs Liberty	W	102-59	215
11/25/2023	vs Alabama	W	68-58	530
11/26/2023	vs Louisville	L	70-81	197
11/29/2023	at Eastern Wash.	W	82-80	1378
12/03/2023	Stanford	W	96-78	6000
12/07/2023	at California	Wot	78-70	1109
12/09/2023	at Rice	W	80-72	1367
12/17/2023	South Dakota St.	W	83-58	5120
12/20/2023	vs Arizona	W	81-69	1875
12/22/2023	New Mexico	W	67-56	5241
01/04/2024	at Portland	W	74-53	1503
01/11/2024	Santa Clara	W	87-49	5155
01/13/2024	San Diego	W	85-67	5303
01/18/2024	at LMU (CA)	W	72-48	356
01/20/2024	Saint Mary's (CA)	W	89-60	5439
01/25/2024	at Santa Clara	W	82-45	337
01/27/2024	at San Francisco	W	73-54	0
02/01/2024	at San Diego	W	80-52	334
02/03/2024	Pacific	W	104-39	5633
02/08/2024	Pepperdine	W	83-46	4921
02/10/2024	LMU (CA)	W	71-47	5442
02/15/2024	at Saint Mary's (CA)	W	96-68	441
02/17/2024	at Pacific	W	91-78	1183
02/22/2024	San Francisco	W	74-48	5415
02/24/2024	at Pepperdine	W	75-41	103
02/28/2024	Portland	W	90-40	6000
03/11/2024	vs Pacific	W	72-61	2949
03/12/2024	vs Portland	L	66-67	2594
03/23/2024	UC Irvine	W	75-56	6000
03/25/2024	Utah	W	77-66	6000
03/29/2024	vs Texas	L	47-69	10104

2023-24 Gonzaga Women's Basketball
Combined Team Statistics
In Conference games

Game Records

Record	Overall	Home	Away	Neutral
ALL GAMES	16-0	8-0	8-0	0-0
CONFERENCE	16-0	8-0	8-0	0-0
NON-CONFERENCE	0-0	0-0	0-0	0-0

Score by Periods

Team	1st	2nd	3rd	4th	OT	TOT
Gonzaga	323	322	372	309	0	1326
Opponents	192	205	221	217	0	835

Team Box Score

No.	Player				Total		3-Point		F-Throw		Rebounds											
		GP-GS	MIN	AVG	FG-FGA	FG%	3FG-3FGA	3FG%	FT-FTA	FT%	OFF	DEF	TOT	AVG	PF	DQ	A	TO	BLK	STL	PTS	AVG
15	EJIM, Yvonne	14-13	359:24	25.7	115-192	.599	1-4	.250	44-56	.786	39	83	122	8.7	33	1	30	23	12	30	275	19.6
22	MAXWELL, Brynna	16-16	385:10	24.1	75-139	.540	45-88	.511	43-52	.827	11	44	55	3.4	25	0	16	15	4	19	238	14.9
14	TRUONG, Kaylynne	16-16	458:07	28.6	69-147	.469	48-104	.462	14-17	.824	4	33	37	2.3	19	0	90	37	1	25	200	12.5
11	TRUONG, Kayleigh	16-16	422:05	26.4	61-134	.455	35-83	.422	28-36	.778	5	22	27	1.7	20	0	72	28	1	15	185	11.6
12	HOLLINGSWORTH, Eliza	16-16	404:57	25.3	57-137	.416	16-48	.333	19-23	.826	41	75	116	7.3	13	0	37	16	8	9	149	9.3
5	HUIJBENS, Maud	15-2	308:13	20.5	43-80	.538	2-11	.182	18-23	.783	26	44	70	4.7	25	1	24	19	3	7	106	7.1
10	STOKES, Calli	14-0	269:54	19.3	20-44	.455	4-16	.250	13-15	.867	11	31	42	3.0	17	0	20	10	1	14	57	4.1
35	SALENBIEN, Bree	11-0	145:36	13.2	15-40	.375	6-28	.214	8-9	.889	3	24	27	2.5	9	0	17	19	8	3	44	4.0
1	BURTON, Destiny	16-1	139:53	8.7	19-36	.528	0-0	.000	8-11	.727	12	19	31	1.9	12	0	10	9	2	2	46	2.9
4	O'CONNOR, Claire	16-0	96:34	6.0	8-22	.364	2-10	.200	2-4	.500	5	10	15	0.9	7	0	1	6	2	3	20	1.3
0	LITTLE, Esther	16-0	210:08	13.1	2-7	.286	1-2	.500	1-2	.500	11	31	42	2.6	14	0	12	17	8	4	6	0.4
Team											33	41	74					3				
Total		**16**	**3200**		**484-978**	**.495**	**160-394**	**.406**	**198-248**	**.798**	**201**	**457**	**658**	**41.1**	**194**	**2**	**329**	**202**	**50**	**131**	**1326**	**82.9**
Opponents		**16**	**3200**		**327-929**	**.352**	**67-302**	**.222**	**114-162**	**.704**	**154**	**310**	**464**	**29.0**	**249**	**4**	**181**	**242**	**33**	**92**	**835**	**52.2**

Team Statistics

	GONZ	OPP
Scoring	**1326**	**835**
Points per game	82.9	52.2
Scoring margin	+30.7	-
Field goals-att	**484-978**	**327-929**
Field goal pct	.495	.352
3 point fg-att	**160-394**	**67-302**
3-point FG pct	.406	.222
3-pt FG made per game	10.0	4.2
Free throws-att	**198-248**	**114-162**
Free throw pct	.798	.704
F-Throws made per game	12.4	7.1
Rebounds	**658**	**464**
Rebounds per game	41.1	29.0
Rebounding margin	+12.1	-
Assists	**329**	**181**
Assists per game	20.6	11.3
Turnovers	**202**	**242**
Turnovers per game	12.6	15.1
Turnover margin	+2.5	-
Assist/turnover ratio	1.6	0.7
Steals	**131**	**92**
Steals per game	8.2	5.8
Blocks	**50**	**33**
Blocks per game	3.1	2.1
Winning streak	**16**	**-**
Home win streak	8	-
Attendance	**43308**	**4257**
Home games-Avg/Game	8-5414	8-532
Neutral site-Avg/Game	-	0-0

Team Results

Date	Opponent		Score	Att.
01/04/2024	at Portland	W	74-53	1503
01/11/2024	Santa Clara	W	87-49	5155
01/13/2024	San Diego	W	85-67	5303
01/18/2024	at LMU (CA)	W	72-48	356
01/20/2024	Saint Mary's (CA)	W	89-60	5439
01/25/2024	at Santa Clara	W	82-45	337
01/27/2024	at San Francisco	W	73-54	0
02/01/2024	at San Diego	W	80-52	334
02/03/2024	Pacific	W	104-39	5633
02/08/2024	Pepperdine	W	83-46	4921
02/10/2024	LMU (CA)	W	71-47	5442
02/15/2024	at Saint Mary's (CA)	W	96-68	441
02/17/2024	at Pacific	W	91-78	1183
02/22/2024	San Francisco	W	74-48	5415
02/24/2024	at Pepperdine	W	75-41	103
02/28/2024	Portland	W	90-40	6000

2023-24 Gonzaga Women's Basketball
Season/Career Statistics
All games

Page 1/1
as of Oct 23, 2024

Summary

	Season Statistics										Career Statistics									
Player	**GP-GS**	**MIN/G**	**FG%**	**3FG%**	**FT%**	**R/G**	**A/G**	**STL**	**BLK**	**PTS/G**	**GP-GS**	**MIN/G**	**FG%**	**3FG%**	**FT%**	**R/G**	**A/G**	**STL**	**BLK**	**PTS/G**
BURTON, Destiny	18-1	8.0	.528	.000	.727	1.8	0.6	2	2	2.6	46-3	9.5	.494	.000	.690	1.8	0.5	6	3	2.1
EJIM, Yvonne	34-33	27.3	.601	.143	.815	8.7	2.3	49	33	19.7	126-67	21.5	.560	.231	.766	6.5	1.4	149	111	13.2
HOLLINGSWORTH, Eliza	36-36	27.1	.446	.373	.853	7.1	2.2	33	24	10.3	104-62	19.9	.429	.375	.811	4.5	1.1	64	47	7.1
HUIJBENS, Maud	35-2	19.7	.530	.409	.702	3.6	1.5	18	14	6.3	70-2	14.8	.504	.409	.708	2.9	1.0	28	18	4.2
LITTLE, Esther	36-0	14.6	.304	.250	.500	2.3	0.7	7	11	0.5	82-4	13.1	.466	.182	.375	2.1	0.6	24	27	0.8
MAXWELL, Brynna	36-36	26.9	.462	.440	.869	2.9	0.9	39	11	14.2	154-128	26.7	.437	.427	.910	3.2	1.0	138	37	12.9
MUMA, Payton	3-0	4.3	.000	.000	1.000	0.3	1.0	2	0	0.7	33-0	7.3	.391	.333	.375	0.7	0.8	14	1	1.4
O'CONNOR, Claire	30-0	5.9	.382	.313	.500	0.9	0.1	4	2	1.2	30-0	5.9	.382	.313	.500	0.9	0.1	4	2	1.2
OJUKWU, Naya	9-0	6.1	.500	.000	.167	1.0	0.6	3	2	1.2	13-0	5.9	.423	.000	.222	1.4	0.4	4	2	1.8
SALENBIEN, Bree	12-0	13.2	.356	.200	.889	2.3	1.5	3	8	3.8	41-0	10.2	.307	.243	.806	1.7	0.8	15	9	3.0
STOKES, Calli	29-1	18.8	.444	.280	.750	3.6	1.3	22	6	3.9	59-2	18.6	.428	.220	.657	3.6	1.0	37	7	3.8
TRUONG, Kayleigh	35-35	28.1	.438	.396	.821	2.4	4.4	47	4	12.1	131-101	24.6	.408	.367	.795	2.3	3.7	157	9	9.3
TRUONG, Kaylynne	36-36	30.0	.422	.421	.792	2.3	5.8	48	1	11.4	161-77	24.1	.408	.399	.827	2.1	3.9	176	8	9.4

Scoring

	Season Statistics								Career Statistics							
Player	**FG-FGA**	**FG%**	**3FG-3FGA**	**3FG%**	**FT-FTA**	**FT%**	**PTS**	**PTS/G**	**FG-FGA**	**FG%**	**3FG-3FGA**	**3FG%**	**FT-FTA**	**FT%**	**PTS**	**PTS/G**
BURTON, Destiny	19-36	.528	0-0	.000	8-11	.727	46	2.6	39-79	.494	0-0	.000	20-29	.690	98	2.1
EJIM, Yvonne	286-476	.601	1-7	.143	97-119	.815	670	19.7	689-1231	.560	6-26	.231	275-359	.766	1659	13.2
HOLLINGSWORTH, Eliza	136-305	.446	41-110	.373	58-68	.853	371	10.3	265-618	.429	84-224	.375	129-159	.811	743	7.1
HUIJBENS, Maud	89-168	.530	9-22	.409	33-47	.702	220	6.3	118-234	.504	9-22	.409	51-72	.708	296	4.2
LITTLE, Esther	7-23	.304	2-8	.250	3-6	.500	19	0.5	27-58	.466	2-11	.182	6-16	.375	62	0.8
MAXWELL, Brynna	164-355	.462	96-218	.440	86-99	.869	510	14.2	625-1429	.437	377-882	.427	352-387	.910	1979	12.9
MUMA, Payton	0-2	.000	0-0	.000	2-2	1.000	2	0.7	18-46	.391	6-18	.333	3-8	.375	45	1.4
O'CONNOR, Claire	13-34	.382	5-16	.313	4-8	.500	35	1.2	13-34	.382	5-16	.313	4-8	.500	35	1.2
OJUKWU, Naya	5-10	.500	0-0	.000	1-6	.167	11	1.2	11-26	.423	0-2	.000	2-9	.222	24	1.8
SALENBIEN, Bree	16-45	.356	6-30	.200	8-9	.889	46	3.8	39-127	.307	18-74	.243	25-31	.806	121	3.0
STOKES, Calli	40-90	.444	7-25	.280	27-36	.750	114	3.9	86-201	.428	9-41	.220	44-67	.657	225	3.8
TRUONG, Kayleigh	142-324	.438	76-192	.396	64-78	.821	424	12.1	406-996	.408	184-501	.367	225-283	.795	1221	9.3
TRUONG, Kaylynne	138-327	.422	93-221	.421	42-53	.792	411	11.4	499-1223	.408	280-702	.399	230-278	.827	1508	9.4

Totals

	Season Statistics								Career Statistics							
Player	**O-REB**	**D-REB**	**TOTAL**	**PF**	**FO**	**A**	**TO**	**A/TO**	**O-REB**	**D-REB**	**TOTAL**	**PF**	**FO**	**A**	**TO**	**A/TO**
BURTON, Destiny	12	20	32	14	0	11	11	1.0	34	49	83	31	0	24	28	0.9
EJIM, Yvonne	110	186	296	89	4	77	61	1.3	323	492	815	308	13	171	224	0.8
HOLLINGSWORTH, Eliza	87	169	256	58	1	78	51	1.5	170	300	470	137	2	114	120	1.0
HUIJBENS, Maud	48	79	127	75	1	53	40	1.3	78	123	201	118	1	67	74	0.9
LITTLE, Esther	20	61	81	31	0	24	45	0.5	49	123	172	90	2	46	94	0.5
MAXWELL, Brynna	23	80	103	58	0	32	37	0.9	83	414	497	222	1	157	206	0.8
MUMA, Payton	0	1	1	0	0	3	0	0.0	2	20	22	25	0	28	21	1.3
O'CONNOR, Claire	11	15	26	16	0	3	11	0.3	11	15	26	16	0	3	11	0.3
OJUKWU, Naya	4	5	9	9	0	5	7	0.7	8	10	18	15	0	5	10	0.5
SALENBIEN, Bree	3	25	28	9	0	18	21	0.9	14	54	68	31	0	34	53	0.6
STOKES, Calli	38	65	103	44	0	37	22	1.7	69	146	215	99	1	60	42	1.4
TRUONG, Kayleigh	18	66	84	58	1	153	70	2.2	61	237	298	208	2	484	286	1.7
TRUONG, Kaylynne	11	73	84	51	1	208	87	2.4	60	282	342	211	2	623	337	1.8

INDIVIDUAL TOP TENS

SEASON

POINTS

1. Courtney Vandersloot	712 (2010-11)
2. Maria Stack	707 (1984-85)
3. **Yvonne Ejim**	**670 (2023-24)**
4. Heather Bowman	641 (2008-09)
5. Kayla Standish	617 (2010-11)
6. Jill Barta	603 (2017-18)
7. Katelan Redmon	600 (2010-11)
8. Tammy Tibbles	597 (1986-87)
9. Heather Bowman	584 (2007-08)
10. Kayla Standish	557 (2011-12)

FIELD GOALS MADE

1. Yvonne Ejim	**286 (2023-24)**
2. Maria Stack	264 (1984-85)
3. Kayla Standish	261 (2010-11)
4. Katelan Redmon	258 (2010-11)
5. Courtney Vandersloot	254 (2010-11)
6. Tammy Tibbles	240 (1986-87)
7. Heather Bowman	237 (2008-09)
8. Heather Bowman	217 (2007-08)
9. Tammy Tibbles	215 (1984-85)
Lisa Vestal	215 (1985-86)
10. Kayla Standish	214 (2011-12)

FIELD GOAL PERCENTAGE
(minimum two fgm/game)

1. Yvonne Ejim	**.601 (286-476) 2023-24**
2. Sheri McNeal	.576 (98-170) 1984-85
3. LeeAnne Wirth	.575 (100-174) 2020-21
4. Kayla Standish	.560 (261-466) 2010-11
5. Melody Kempton	.540 (124-248) 2021-22
Tammy Tibbles	.540 (213-398) 1984-85
6. Jenn Wirth	.538 (91-169) 2018-19
Jenn Wirth	.538 (141-262) 2020-21
7. Ashley Burke	.537 (166-309) 2004-05
8. Yvonne Ejim	.534 (220-412) 2022-23
9. Katelan Redmon	.531 (153-288) 2009-10
Claire Raap	.531 (86-162) 2010-11

3-POINT FIELD GOALS MADE

1. Brynna Maxwell	96 (2023-24)
2. Kaylynne Truong	94 (2022-23)
3. Kaylynne Truong	93 (2023-24)
4. Jessica Malone	90 (2001-02)
5. Brynna Maxwell	87 (2022-23)
6. Jessica Malone	78 (1999-00)
7. Jessica Malone	77 (2000-01)
8. Kayleigh Truong	76 (2023-24)
9. Shannon Mathews	72 (2002-03)
10. Cierra Walker	71 (2021-22)

3-POINT FIELD GOALS ATTEMPTED

1. Jessica Malone	226 (2001-02)
2. Jessica Malone	225 (2000-01)
3. Kaylynne Truong	221 (2023-24)
4. Brynna Maxwell	218 (2023-24)
6. Jessica Malone	215 (1999-00)
6. Kaylynne Truong	208 (2022-23)
7. Shannon Mathews	202 (2002-03)
8. Kayleigh Truong	192 (2023-24)
9. Keani Albanez	181 (2014-15)
Brynna Maxwell	181 (2022-23)
10. Shannon Mathews	178 (2004-05)

FREE THROWS MADE

1. Maria Stack	179 (1984-85)
2. Heather Bowman	166 (2008-09)
3. Courtney Vandersloot	162 (2010-11)
4. Jill Barta	155 (2017-18)
5. Heather Bowman	150 (2007-08)
Lisa Nichols	150 (1990-91)
7. Jill Barta	149 (2016-17)
8. Jill Barta	138 (2015-16)
9. Stephanie Hawk	135 (2006-07)
10. Courtney Vandersloot	129 (2008-09)

FREE THROW PERCENTAGE
(min. 2 FT attempted per game)

1. Brynna Maxwell	.947 (72-76) (2022-23)
2. Laura Stockton	.892 (66-74) 2018-19
3. Jill Barta	.876 (155-177) 2017-18
4. Jennifer Mountain	.866 (71-82) 1989-90
5. Keani Albanez	.859 (85-99) 2014-15
6. Ivy Safranski	.852 (92-108) 1994-95
7. Jill Townsend	.851 (57-67) 2019-20
8. Triana Allen	.850 (34-40) 2000-01
9. Chelsea Herman	.846 (77-91) 1995-96
10. Lisa Nichols	.843 (91-108) 1989-90
Ivy Safranski	.843 (70-83) 1991-929

REBOUNDS

1. Kayla Standish	304 (2010-11)
2. Yvonne Ejim	**296 (2023-24)**
2. Lisa Vestal	292 (1984-85)
3. Juanita Rivera	289 (1993-94)
4. Lisa Vestal	288 (1985-86)
5. Shelby Cheslek	283 (2015-16)
6. Kay Koppelman	282 (1990-91)
7. Shelby Cheslek	279 (2014-15)
8. Yvonne Ejim	278 (2022-23)
9. Juanita Rivera	276 (1991-92)
10. Stephanie Hawk	272 (2006-07)
11. Kay Koppelman	267 (1989-90)

ASSISTS

1. Courtney Vandersloot	367 (2010-11)
2. Courtney Vandersloot	321 (2009-10)
3. Courtney Vandersloot	239 (2008-09)
4. Kaylynne Truong	208 (2023-24)
5. Maria Stack	207 (1984-85)
6. Shannon Mathews	197 (2004-05)
8. Courtney Vandersloot	191 (2007-08)
9. Shannon Mathews	162 (2002-03)
10. Taelor Karr	152 (2011-12)

STEALS

1. Courtney Vandersloot	121 (2009-10)
2. Courtney Vandersloot	114 (2010-11)
3. Haiden Palmer	105 (2012-13)
4. Haiden Palmer	103 (2013-14)
5. Maria Stack	96 (1984-85)
6. Keani Albanez	80 (2014-15)
7. Haiden Palmer	78 (2011-21)
Ivy Safranski	73 (1994-95)
9. Courtney Vandersloot	69 (2008-09)
10. Jessie Loera	68 (2019-20)

BLOCKED SHOTS

1. Stephanie Hawk	77 (2006-07)
2. Janet Robertson	70 (1981-82)
3. Shelby Cheslek	65 (2015-16)
4. Kayla Standish	59 (2010-11)
5. Vivian Frieson	56 (2008-09)
6. Shelby Cheslek	53 (2014-15)
Juanita Rivera	53 (1991-92)
8. Shelby Cheslek	50 (2012-13)
Kayla Standish	50 (2011-12)
10. Kayla Standish	49 (2009-10)

CAREER

GAMES PLAYED

1. Kaylynne Truong	161 (2019-24)
2. Brynna Maxwell	154 (69 @ GU, 2019-24)
Abby O'Connor	149 (59 @ GU. 2017-22)
3. Cierra Walker	144 (61 @ GU, 2016-22)
3. Elle Tinkle	143 (2012-17)
4. Kelly Bowen	138 (2008-12)
Kayla Standish	138 (2008-12)
5. Courtney Vandersloot	136 (2007-11)
6. Sunny Greinacher	135 (2011-15)
Janelle Bekkering	135 (2007-11)
7. Shelby Cheslek	134 (2012-16)
Haiden Palmer	134 (2010-14)
9. Keani Albanez	132 (2011-15)
10. Emma Stach	131 (2014-18)

POINTS

1. Heather Bowman	2,165 (2006-10)
2. Courtney Vandersloot	2,073 (2007-11)
3. Tammy Tibbles	2,011 (1984-88)
4. Brynna Maxwell	1,979 (955 @ GU, 2019-23)
5. Jessica Malone	1,703 (1998-02)
6. Ivy Safranski	1,702 (1991-95)
7. Yvonne Ejim	**1,659 (2020-24)**
8. Ashley Burke	1,631 (2002-05)
9. Jill Barta	1,620 (2015-18)
10. Kayla Standish	1,583 (2008-12)
11. Kaylynne Truong	1,508 (2019-24)
12. Jennifer Mountain	1,422 (1987-91)

FIELD GOALS MADE

1. Tammy Tibbles	828 (1984-88)
2. Heather Bowman	822 (2006-10)
3. Courtney Vandersloot	736 (2007-11)
4. Yvonne Ejim	**689 (2020-24)**
5. Kayla Standish	630 (2008-12)
6. Ashley Burke	606 (2002-05)
7. Brynna Maxwell	614 (295 @ GU) (2019-24)
8. Katelan Redmon	595 (2009-12)
9. Ivy Safranski	580 (1991-95)
10. Jessica Malone	568 (1998-02)
11. Amy Simpson	552 (1982-86)

FIELD GOAL PERCENTAGE

1. **Yvonne Ejim**	**.560 (689-1231) 2020-24**
2. Melody Kempton	.537 (352-656) 2018-22
3. Katelan Redmon	.517 (515-1151) 2009-12
4. Ashley Burke	.516 (606-1174) 2002-05
5. Heather Bowman.	512 (822-1606) 2006-10
6. Sheri McNeal	.507 (152-300) 1982-85
7. Zykera Rice	.506 (409-808) 2015-19
8. Sunny Greinacher	.502 (541-1077) 2011-15
9. Ashley Anderson	.498 (332-666) 2003-06
10. Jenn Wirth	.496 (432-871) 2017-21

3-POINT FIELD GOALS MADE

1. Brynna Maxwell	377 (183 @ GU, 2019-23)
2. Jessica Malone	298 (1998-02)
3. Kaylynne Truong	280 (2019-24)
4. Cierra Walker	279 (2016-22)
5. Shannon Mathews	208 (2002-05)
6. Kayleigh Truong	184 (2019-24)
7. Ivy Safranski	181 (1991-95)
8. Keani Albanez	164 (2011-15)
9. Courtney Vandersloot	146 (2007-11)
10. Emma Stach	141 (2014-18)
11. Raeanna Jewell	138 (2002-05)

3-POINT FIELD GOALS ATTEMPTED

1. Brynna Maxwell	865 (382 @ GU, 2019-24)
2. Jessica Malone	821 (1998-02)
3. Cierra Walker	694 (2016-22)
4. Kaylynne Truong	680 (2019-24)
5. Shannon Mathews	636 (2002-05)
6. Ivy Safranski	499 (1991-95)
7. Kayleigh Truong	486 (2019-24)
8. Keani Albanez	478 (2011-15)
9. Raeanna Jewell	457 (2002-05)
10. Abby O'Connor	464 (2017-22)
11. Courtney Vandersloot	408 (2007-11)

FREE THROWS MADE

1. Heather Bowman	520 (2006-10)
2. Courtney Vandersloot	455 (2007-11)
3. Jill Barta	442 (2015-18)
4. Ashley Burke	386 (2002-05)
5. Ivy Safranski	361 (1991-95)
6. Brynna Maxwell	352 (160 @ GU) (2019-2024)
7. Stephanie Hawk	328 (2004-07)
8. Tammy Tibbles	316 (1984-88)
9. Lisa Nichols	298 (1987-91)
10. Kayla Standish	289 (2008-12)
11. Amy Simpson	282 (1982-86)

FREE THROW PERCENTAGE

1. Brynna Maxwell	.913 (352-387) 2019-23
2. Cierra Walker	.874 (159-182) 2016-22
3. Jill Barta	.852 (442-519) 2015-18
4. Shannon Mathews	.840 (210-250) 2002-05
5. Kaylynne Truong	.826 (188-225) 2019-23
6. Ivy Safranski	.828 (255-308) 1991-95
7. Lisa Nichols	.826 (298-361) 1989-91
8. Abby O'Connor	.817 (205-251) 2016-22
9. Joy Pauley	.816 (93-114) 1992-96
10. Keani Albanez	.806 (174-216) 2011-15

REBOUNDS

1. Kay Koppelman	983 (1987-91)
2. Shelby Cheslek	932 (2012-16)
3. Heather Bowman	874 (2006-10)
4. Abby O'Connor	837 (2017-22)
5. Vivian Frieson	832 (2006-10)
6. Juanita Rivera	820 (1991-94)
7. Yvonne Ejim	**815 (2020-24)**
8. Kayla Standish	809 (2008-12)
9. Ashley Burke	697 (2002-05)
10. Stephanie Hawk	684 (2004-07)

ASSISTS

1. Courtney Vandersloot	1118 (2007-11)
2. Kaylynne Truong	623 (2019-23)
3. Shannon Mathews	600 (2002-05)
4. Kayleigh Truong	484 (2019-2023)
5. Laura Stockton	459 (2015-19)
6. Jessie Loera	445 (2016-20)
7. Amy Simpson	439 (1982-86)
8. Jazmine Redmon	400 (2010-14)
9. Carla Curfman	393 (1985-89)
10. Robin Allen	355 (1984-88)

STEALS

1. Courtney Vandersloot	366 (2007-11)
2. Haiden Palmer	286 (2011-14)
3. Amy Simpson	235 (1982-86)
4. Ivy Safranski	221 (1991-95)
5. Shannon Mathews	217 (2002-05)
6. Jazmine Redmon	211 (2010-14)
7. Tammy Tibbles	205 (1984-88)
8. Elle Tinkle	188 (2012-17)
9. Keani Albanez	180 (2011-15)
Jessie Loera	180 (2016-20)

BLOCKED SHOTS

1. Shelby Cheslek	213 (2012-16)
2. Kayla Standish	176 (2008-12)
3. Stephanie Hawk	167 (2004-07)
4. Janet Robertson	152 (1980-84)
5. Vivian Frieson	132 (2006-10)
6. Juanita Rivera	130 (1991-94)
7. Abby O'Connor	115 (2017-22)
8. Yvonne Ejim	**111 (2020-24)**
9 Kelli Howell	110 (1991-95)
10. Kay Koppelman	101 (1987-91)
11. Anne Bickelhaupt	101 (2000-04)

1,000-POINT SCORING CLUB

1. Heather Bowman – 2,165

Years	GP	FGM	FTM	Pts.	Avg.
2006-07	34	170	101	441	13.0
2007-08	29	217	150	584	20.1
2008-09	33	237	166	641	19.4
2009-10	33	198	103	499	15.1
Totals	129	822	520	2,165	16.8

2. Courtney Vandersloot - 2,073

Years	GP	FGM	FTM	Pts.	Avg.
2007-08	34	128	70	359	10.6
2008-09	32	180	129	524	16.4
2009-10	34	174	94	478	14.1
2010-11	36	254	162	712	19.8
Totals	136	736	455	2,073	15.2

3. Tammy Tibbles - 2,011

Years	GP	FGM	FTM	Pts.	Avg.
1984-85	30	215	45	475	15.8
1985-86	29	202	86	490	16.9
1986-87	27	240	114	597	22.1
1987-88	25	171	71	449	18.0
Totals	111	828	316	2,011	18.1

4. Jessica Malone - 1,703

Years	GP	FGM	FTM	Pts.	Avg.
1998-99	27	118	56	345	12.8
1999-00	28	134	78	405	14.5
2000-01	27	168	95	508	18.8
2001-02	29	148	59	445	15.3
Totals	111	568	288	1,703	15.3

5. Ivy Safranski - 1,702

Years	GP	FGM	FTM	Pts.	Avg.
1991-92	27	138	70	378	14.0
1992-93	26	146	93	429	16.5
1993-94	31	153	106	477	15.4
1994-95	24	143	92	418	17.4
Totals	108	580	361	1,702	15.8

6. Yvonne Ejim - 1,659

Years	GP	FGM	FTM	Pts.	Avg.
2020-21	25	40	13	93	3.7
2021-22	34	143	56	342	10.1
2022-23	33	220	109	554	16.8
2023-24	34	286	97	670	19.7
Totals	126	689	275	1,659	13.2

7. Ashley Burke - 1,631

Years	GP	FGM	FTM	Pts.	Avg.
2001-02	29	122	77	324	11.2
2002-03	30	155	74	399	13.3
2003-04	30	163	108	444	14.8
2004-05	32	166	127	464	14.5
Totals	121	606	386	1,631	13.5

8. Jill Barta - 1,620

Years	GP	FGM	FTM	Pts.	Avg.
2015-16	33	144	138	463	14.0
2016-17	33	182	149	554	16.8
2017-18	33	204	155	603	18.8
Totals	98	530	442	1,620	16.5

9. Kayla Standish - 1,583

Years	GP	FGM	FTM	Pts.	Avg.
2008-09	34	45	28	134	3.9
2009-10	34	110	48	275	8.1
2010-11	36	261	86	617	17.1
2011-12	34	214	127	557	16.4
Totals	138	630	289	1,583	11.5

10. Kaylynne Truong - 1,508

Years	GP	FGM	FTM	Pts.	Avg.
2019-20	31	40	18	112	3.6
2020-21	27	38	13	111	4.1
201-22	34	113	75	354	10.4
2022-23	33	170	86	520	15.8
2023-24	36	138	42	424	11.4
Totals	161	499	230	1,508	9.4

9. Jennifer Mountain - 1,422

Years	GP	FGM	FTM	Pts.	Avg.
1987-88	27	49	22	131	4.9
1988-89	27	158	44	397	14.7
1989-90	27	163	71	429	15.9
1990-91	28	177	75	465	16.6
Totals	109	547	212	1,422	13.0

10. Katelan Redmon - 1,412

Years	GP	FGM	FTM	Pts.	Avg.
2009-10	32	153	37	355	11.1
2010-11	36	258	71	600	16.7
2011-12	34	184	87	457	13.4
Totals	102	595	195	1,412	13.8

11. Haiden Palmer - 1,347

Years	GP	FGM	FTM	Pts.	Avg.
2011-12	34	167	37	423	12.4
2012-13	33	172	42	411	12.5
2013-14	34	211	57	513	15.1
Totals	101	550	136	1,347	12.3

12. Amy Simpson - 1,386

Years	GP	FGM	FTM	Pts.	Avg.
1982-83	26	180	79	439	16.8
1983-84	30	138	77	353	11.8
1984-85	32	84	77	245	7.7
1985-86	31	150	49	349	11.3
Totals	119	552	282	1,386	11.6

13. Carla Cufman - 1,333

Years	GP	FGM	FTM	Pts.	Avg.
1985-86	30	82	47	211	7.0
1986-87	27	128	70	326	12.1
1987-88	27	150	71	371	13.7
1988-89	28	167	86	425	15.2
Totals	112	527	274	1,333	11.9

14. Shannon Mathews - 1,318

Years	GP	FGM	FTM	Pts.	Avg.
2001-02	29	101	45	283	9.7
2002-03	30	111	64	358	11.9
2003-04	30	109	45	309	10.3
2004-05	32	129	53	368	11.5
Totals	121	450	207	1,318	10.9

15. Sunny Greinacher - 1,294

Years	GP	FGM	FTM	Pts.	Avg.
2011-12	34	49	33	132	3.9
2012-13	33	133	38	305	9.2
2013-14	34	163	74	400	11.8
2014-15	33	182	90	457	13.8
Totals	85	529	232	1,294	9.7

16. Stephanie Hawk - 1,231

Years	GP	FGM	FTM	Pts.	Avg.
2003-04	26	22	7	55	9.7
2004-05	32	114	72	300	11.9
2005-06	30	131	114	387	10.3
2006-07	34	168	135	489	11.5
Totals	122	435	328	1,231	10.1

17. Sarah Christensen - 1,230

Years	GP	FGM	FTM	Pts.	Avg.
1991-92	27	114	52	280	10.4
1992-93	26	108	41	257	9.9
1993-94	31	148	65	361	11.6
1994-95	26	142	43	332	12.8
Totals	110	512	201	1,230	11.2

18. Kayleigh Truong, 1,221

Years	GP	FGM	FTM	Pts.	Avg.
2019-20	28	54	34	169	6.0
2020-21	27	75	30	211	7.8
2021-22	31	112	83	347	11.2
2022-23	10	23	14	70	` 7.0
2023-24	35	142	64	381	12.1
Totals	131	406	225	1,221	9.3

19. Jill Townsend - 1,172

Years	GP	FGM	FTM	Pts.	Avg.
2017-18	32	46	37	134	4.2
2018-19	31	109	50	291	9.4
2019-20	31	143	57	382	12.3
2020-21	27	139	56	365	13.5
Totals	121	437	200	1172	9.7

1,000-POINT SCORING CLUB

19. Vivian Frieson - 1,106

Years	GP	FGM	FTM	Pts.	Avg.
2006-07	34	45	17	109	3.2
2007-08	27	108	23	241	8.9
2008-09	33	181	62	330	10.0
2009-10	34	181	62	426	12.5
Totals	128	471	157	1,106	8.6

21. Raeanna Jewell - 1,088

Years	GP	FGM	FTM	Pts.	Avg.
2001-02	29	105	42	275	9.5
2002-03	30	98	39	268	8.9
2003-04	30	96	41	272	9.1
2004-05	32	100	30	273	8.5
Totals	121	399	152	1,088	9.0

22. Zykera Rice - 1,061

Years	GP	FGM	FTM	Pts.	Avg.
2015-16	17	24	7	55	3.2
2016-17	27	48	24	120	4.4
2017-18	33	142	91	375	11.4
2018-19	34	195	118	511	15.0
Totals	111	409	240	1,061	9.6

23. Jenn Wirth - 1,051

Years	GP	FGM	FTM	Pts.	Avg.
2017-18	32	63	23	149	4.7
2018-19	27	91	41	223	8.3
2019-20	31	137	59	336	10.8
2020-21	27	141	61	343	12.7
Totals	117	432	184	1051	9.0

24. Janelle Bekkering - 1,050

Years	GP	FGM	FTM	Pts.	Avg.
2007-08	34	75	50	216	6.4
2008-09	34	99	53	285	8.4
2009-10	31	53	23	149	4.8
2010-11	36	150	49	400	11.1
Totals	135	377	175	1,050	7.8

25. Keani Albanez - 1,038

Years	GP	FGM	FTM	Pts.	Avg.
2011-12	31	21	16	62	2.0
2012-13	33	76	29	217	6.6
2013-14	34	104	44	312	9.2
2014-15	34	149	85	447	13.1
Totals	132	350	174	1,318	7.9

26. Junita Rivera - 1,021

Years	GP	FGM	FTM	Pts.	Avg.
1991-92	27	132	80	344	12.7
1992-93	26	122	93	337	13.0
1993-94	30	126	88	340	11.3
Totals	83	380	261	1,021	12.3

FRESHMAN RECORDS

Points	Year	GP	FGM	FTM	PTS	PPG
Tammy Tibbles	1984-85	30	215	45	475	15.8
Jill Barta	2015-16	33	144	138	463	14.0
Heather Bowman	2006-07	34	170	101	441	13.0
Amy Simpson	1982-83	26	180	79	439	16.8
Ivy Safranski	1991-92	27	138	70	378	14.0

Rebounds	Year	RBS
1. Heather Bowman	2006-07	209
2. Jill Barta	2015-16	190
3. Shelby Cheslek	2012-13	187
4. Anne Bailey	2002-03	179
5. Kay Koppelman	1987-88	179
6. Sarah Christensen	1991-92	168
7. Raeanna Jewell	2001-02	166
8. Ashley Burke	2001-02	163
9. Loretta O'Brien	1982-83	158
10. Sherri Stemple	1989-90	155
11. Kelly Bowen	2008-09	153
12. Jessica Malone	2001-02	142
13. Emma Wolfram	2014-15	140

SEASON RECORDS

POINTS

1. 3,071	2010-11 (36 games)
2. 2,879	2023-24 (36 games)
3. 2,719	2009-10 (34 games)
4. 2,625	2007-08 (34 games)
5. 2,555	2011-12 (34 games)
6. 2,553	2013-14 (34 games)

SCORING AVERAGE

1. 85.3	2010-11 (36 games)
2. 80.0	2023-24 (36 games)
80.0	2009-10 (34 games)
4. 77.2	2007-08 (34 games)
5. 75.1	2011-12 (34 games)
75.1	2013-14 (34 games)

FIELD GOALS MADE

1. 1,125	2010-11 (36 games)
2. 1,071	2009-10 (34 games)
3. 1,055	2023-24 (36 games)
4. 996	2007-08 (34 games)
5. 986	2011-12 (34 games)
6. 955	2013-14 (34 games)

FIELD GOALS ATTEMPTED

1. 2,482	2010-11 (36 games)
2. 2,260	2009-10 (34 games)
3. 2,223	2007-08 (34 games)
4. 2,229	2011-12 (34 games)
5. 2,222	2013-14 (34 games)

FIELD GOAL PERCENTAGE

1. .494	2010-11 (1225-for-2482)
2. .481	2023-24 (1055-2195)
3. .474	2009-10 (1070-for-2260)
4. .455	2004-05 (831-for-1825)
5. .454	2018-19 (933-for-2053)
6. .448	2022-23 (856-for-1912)
.448	2007-08 (996-for-2223)

3-POINT FIELD GOALS MADE

1. 336	2023-24 (36 games)
2. 257	2022-23 (34 games)
3. 224	2016-17 (33 games)
4. 221	2021-22 (34 games)
5. 211	2014-15 (34 games)
6. 212	2021-22 (32 games)
7. 192	2019-20 (31 games)
8. 191	2012-13 (33 games)
9. 190	2007-08 (34 games)
190	2001-02 (29 games)

3-POINT FIELD GOALS ATTEMPTS

1. 849	2023-24 (36 games)
2. 681	2016-17 (33 games)
3. 649	2022-23 (34 games)
4. 636	2021-22 (34 games)
5. 599	2021-22 (36 games)
6. 592	2013-14 (34 games)
592	2014-15 (34 games)
7. 581	2001-02 (29 games)
8. 577	2015-16 (33 games)

3-POINT FIELD GOAL PERCENTAGE

1. .405	2022-23 (256-for-632)
2. .404	1987-88 (53-for-131)
3. .398	1993-94 (82-for-206)
4. .396	2023-24 (336-for-849)
5. .395	2019-20 (192-for-486)
6. .385	1988-89 (62-for-161)
7. .384	1990-91 (106-for-276)

FREE THROWS MADE

1. 534	2014-15 (34 games)
2. 506	1993-94 (31 games)
3. 505	2008-09 (34 games)
4. 477	2016-17 (33 games)
5. 471	2018-19 (34 games)

FREE THROWS ATTEMPTED

1. 713	1993-94 (31 games)
2. 691	2014-15 (34 games)
3. 690	2008-09 (34 games)
4. 685	1997-98 (27 games)
5. 662	2013-14 (34 games)

FREE THROW PERCENTAGE

1. .799	2023-24 (433-542)
2 .790	2022-23 (396-for-501)
2. .775	2021-22 (438-for-565)
3 .774	2016-17 (477-for-616)
4. .773	2014-15 (534-for-691)
5. 772	2021-22 (410-for-531)
6. .767	2004-05 (414-for-540)
.767	2018-19 (471-for-614)
8. .765	2001-02 (365-for-477)

REBOUNDS

1. 1,485	2010-11 (36 games)
2. 1,473	2007-08 (34 games)
3. 1,431	2013-14 (34 games)
4. 1,425	2011-12 (34 games)
5. 1,398	2009-10 (34 games)
1,398	2008-09 (34 games)

ASSISTS

1. 724	2010-11 (36 games)
2. 702	2023-24 (36 games)
3. 651	2009-10 (34 games)
4. 573	2004-05 (32 games)
5. 579	2011-12 (34 games)
6. 559	2007-08 (34 games)

STEALS

1. 415	2010-11 (36 games)
2. 395	2013-14 (34 games)
3. 393	2012-13 (33 games)
4. 379	2009-10 (34 games)
5. 360	2008-09 (34 games)

BLOCKED SHOTS

1. 184	2014-15 (34 games)
2. 161	2009-10 (34 games)
3. 155	2016-17 (32 games)
4. 146	2013-14 (34 games)
5. 136	2004-05 (32 games)

SINGLE GAME RECORDS

FIELD GOALS MADE

1. 46	Whitman - 11/14/10
46	at Pepperdine - 1/21/10
3. 44	vs. San Francisco - 2/16/13
44	Southern Utah - 1/3/11
44	Saint Mary's - 2/24/11

FIELD GOALS ATTEMPTED

1. 88	Cal State Fullerton - 12/23/10
2. 87	Montana State - 11/21/08
87	Warner Pacific - 1/3/90
4. 86	Western Baptist - 1/2/98
5. 86	Western Illinois - 12/21/17

FIELD GOAL PERCENTAGE

1. .673	Whitworth - 12/15/02
2. .632	Saint Martins - 12/17/88
3. .631	vs. NE Louisiana - 3/26/94
4. .629	vs. Eastern Washington - 12/3/10
5. .627	vs. Arizona - 12/20/24
6. .618	at Whitworth - 12/8/87

3-POINT FIELD GOALS MADE

1. 19	Pacific - 2/3/24
2. 17	BYU - 2/2/17
3. 15	Pepperdine - 1/28/17
15	UC Irvine - 11/13/16
5. 14	at UC Riverside - 12/31/02
14	at Pacific - 1/13/2022
14	at Loyola Marymount - 12/31/22

3-POINT FIELD GOAL PERCENTAGE (10 Att)

1. .680 (17-25)	BYU - 2/2/17
2. .650 (13-20)	at Loyola Marymount - 2/12/15
3. .647 (11-17)	San Diego - 1/3/13
4. .619 (13-21)	Santa Clara - 1/6/05
5. .615 (8-13)	Stanford - 12/2/18
.615 (8-13)	at BYU - 1/2/20

FREE THROWS MADE

1. 37	Idaho State - 11/18/14
2. 36	Pepperdine - 2/17/88
36	Loyola Marymount - 1/28/88
4. 33	at Eastern Washington - 12/9/06
5. 32	at Portland - 2/17/90
32	Weber State - 2/20/87

FREE THROWS ATTEMPTED

1. 48	Idaho State - 11/18/14
2. 46	at Cal Poly - 12/6/97
3. 45	at Eastern Washington - 12/9/06
45	Pepperdine - 2/9/91
5. 43	Loyola Marymount - 1/28/88

FREE THROW PERCENTAGE (10 Att)

1. 1.000 (24-24)	at Saint Mary's - 2/3/05
1.000 (23-23)	Saint Mary's - 1/14/89
1.000 (16-16)	at Wyoming (12/17/19)
1.000 (16-16)	vs. San Diego - 3/6/18
1.000 (16-16)	at Santa Clara - 2/17/11
1.000 (16-16)	vs. Pittsburgh - 3/23/09
1.000 (13-13)	at Saint Mary's - 1/20/24
1.000 (13-13)	vs. Portland - 3/3/05

1.000 (10-10)	Boise State - 12/30/02
1.000 (10-10)	Stanford - 12/3/2023

REBOUNDS

1. 68	Warner Pacific - 1/3/90
2. 67	Montana State - 11/21/08
67	San Francisco - 2/7/15
4. 63	at San Jose State - 11/21/99
5. 62	vs. Pepperdine - 2/18/12
62	San Diego - 1/12/95

ASSISTS

1. 33	Saint Martins - 12/17/88
2. 31	Idaho - 12/20/12
31	Santa Clara - 1/6/05
3. 30	vs. North Alabama 12/21/20
5. 29	vs. Portland State - 11/27/11
29	Idaho - 12/17/10
29	UC Santa Barbara - 12/30/09
29	at Loyola Marymount - 1/23/10

STEALS

1. 34	Western Baptist - 1/2/98
2. 22	Utah Valley - 11/19/08
3. 21	Saint Mary's - 2/24/11
4. 20	vs. UC Riverside - 12/17/11
20	Washington State - 12/10/94

BLOCKED SHOTS

1. 16	at Saint Mary's - 2/11/10
2. 12	vs. Nevada - 12/3/04
12	at Alaska Anchorage - 11/20/01
4. 11	West Virginia - 11/22/15
11	Idaho - 12/18/04
11	at UC Riverside - 1/2/03
11	Stephen F. Austin - 12/12/21

SINGLE GAME SCORING

1. 114	Whitman - 2010-11
2. 109	at San Diego - 2008-09
3. 107	at Pepperdine - 2009-10
4. 106	Saint Mary's - 2010-11
106	at Saint Mary's - 2010-11

FEWEST POINTS ALLOWED

1. 24	Portland - 2013-14
2. 31	Colgate - 2013-14
3. 35	San Francisco - 2009-10
35	San Francisco - 2008-09
35	Pepperdine - 2006-07
35	Portland - 2004-05

COMBINED SCORING

1. 205	GU 103, E. Washington 102 - 2006-07
2. 189	GU 101, Hofstra 88 - 2011-12
3. 183	GU 106, Saint Mary's 77 - 2010-11
4. 182	GU 109, USD 73 - 2008-09
5. 179	Stanford 105, GU 74 - 2009-10

LARGEST MARGIN OF VICTORY

1. 74	GU 114, Whitman 40 - 2010-11
2. 65	GU 104, Pacific 39 - 2023-24
3. 64	GU 102, UC Irvine 38 - 2016-17
4. 57	GU 101, East. Oregon 44 - 2008-09
5. 56	GU 102, Saint Martins 46 - 1988-89
6. 53	GU 88, Air Force 35 - 2015-16
	GU 100, Montana State 47 - 2008-09
	GU 91, Southern Utah 38 - 2022-23

STREAKS

LONGEST WINNING STREAKS

1. 24 games	10/29/23 through 3/11/24
2. 23 games	12/10/04 through 3/6/05
2. 21 games	11/22/19 through 2/8/20
21 games	12/30/10 through 3/26/11
4. 20 games	12/27/09 through 3/22/10
5. 18 games	1/15/85 through 3/6/85

LONGEST LOSING STREAKS

1. 16 games	1/11/2001 through 1/17/2002
2. 10 games	1/29/2000 through 3/2/2000
3. 9 games	11/23/96 through 12/28/96
9 games	1/18/96 through 2/15/96
5. 8 games	11/30/95 through 1/2/96

INDIVIDUAL SINGLE GAME RECORDS

POINTS

38 - Amy Simpson vs. Lewis-Clark State (2-1-83)
37 - Jill Barta vs. Saint Mary's (3-7-17)

REBOUNDS

22 - Jill Barta vs. Belmont (11-23-17)
20 - Anne Bailey vs. Portland (2-22-03)
20 - Penny Thomley vs. Lewis-Clark State (2-20-82)
20 - Sue Harvey vs. Central Washington (2-25-82)

ASSISTS

17 - Courtney Vandersloot vs. UCLA (3-21-11)
17 - Robin Allen vs. California Lutheran (1-7-87)

FREE THROWS MADE

15 - Courtney Vandersloot vs. UCLA (3-21-11)

FREE THROW PERCENTAGE (min 10 att.)

1.000 (14-14) - Heather Bowman vs. Santa Clara (2/28/08)
1.000 (13-13) - Ivy Safranski vs. Oregon State (12/3/94)
1.000 (12-12) - Lisa Nichols vs. San Diego (2/8/90)
1.000 (12-12) - Lisa Nichols vs. Wisconsin (11/24/90)
1.000 (12-12) - Zykera Rice vs. BYU (3/12/19)
1.000 (11-11) - Ivy Safranski vs. Portland (2/16/94)
1.000 (11-11) - Courtney Vandersloot vs. UCLA (3/21/11)
1.000 (10-10) - Jill Barta vs. San Diego (3/6/18)
1.000 (10-10) - Chandler Smith vs. Loyola Marymount (1/6/18)
1.000 (10-10) - Jill Barta at Saint Mary's (1/14/17)
1.000 (10-10) - Jill Barta at Portland (1/21/17)
1.000 (10-10) - Courtney Vandersloot at Portland (1/8/11)
1.000 (10-10)- Shannon Mathews vs. Eastern Wash. (1/8/03)
1.000 (10-10) - Lisa Nichols vs. Portland (1/19/91)

FIELD GOALS MADE

16 - Amy Simpson vs. Lewis-Clark State (2-1-83)

3-POINTERS MADE

9 - Michelle Elliott vs. Sacramento State (12-28-07)

8 - Cierra Walker vs. Loyola Marymount (2-26-22)

ATTENDANCE RECORDS

HOME (ALL GAMES)

1. 6,000 vs. Tennessee (12-30-08)
6,000 vs. Stanford (11-24-10)
6,000 vs. San Diego (2-26-11)
6,000 vs. Saint Francis (1-1-12)
6,000 vs. Pepperdine (2-18-12)
6,000 vs. BYU (2-25-12)
6,000 vs. Stanford (12-2-12)
6,000 vs. Washington State (12-29-12)
6,000 vs. BYU (1-17-13)
6,000 vs. Pepperdine (2-2-13)
6,000 vs. Saint Mary's (2-14-13)
6,000 vs. San Francisco (2-16-13)
6,000 vs. Santa Clara (1-30-14)
6,000 vs. Portland (2-22-14)
6,000 vs. San Francisco (2-7-15)
6,000 vs. Pacific (2-21-15)
6,000 vs. Stanford (11-15-15)
6,000 vs. Montana State (12-6-15)
6,000 vs. Santa Clara (1-2-16)
6,000 vs. Pepperdine (2-6-16)
6,000 vs. BYU (2-27-16)
6,000 vs Pepperdine (1-28-17)
6,000 vs. BYU (2-2-17)
6,000 vs. Saint Mary's (2-11-17)
6,000 vs. San Diego (2-23-17)
6,000 vs. Santa Clara (1-20-18)
6,000 vs. Saint Mary's (2-10-18)
6,000 vs. No. 8/7 Stanford (12-2-18)
6,000 vs. Santa Clara (1-24-19)
6,000 vs. BYU (2-16-19)
6,000 vs. Loyola Marymount (3-2-19)
6,000 vs. Eastern Washington (11-22-19)
6,000 vs. Portland (12-29-19)
6,000 vs. Loyola Marymount (1-25-20)
6,000 vs. BYU (2-01-20)
6,000 vs. San Francisco (2-13-20)
6,000 vs Santa Clara (2-15-20)
6,000 vs. Stanford (11-21-21)
6,000 vs. Portland (2-11-23)
6,000 vs. Stanford (12-3-24)
6,000 vs. Portland (2-28-24)
6,000 vs. UC Irvine (3-23-24) #
6,000 vs. Utah (3-25-24) #

HOME (CONFERENCE GAMES)

1. 6,000 vs. San Diego (2-26-11)
6,000 vs. Pepperdine (2-18-12)
6,000 vs. BYU (2-25-12)
6,000 vs. BYU (1-17-13)
6,000 vs. Pepperdine (2-2-13)
6,000 vs. Saint Mary's (2-14-13)
6,000 vs. San Francisco (2-16-13)
6,000 vs. Santa Clara (1-30-14)
6,000 vs. Portland (2-22-14)
6,000 vs. San Francisco (2-7-15)
6,000 vs. Pacific (2-21-15)
6,000 vs. Santa Clara (1-2-16)
6,000 vs. Pepperdine (2-6-16)
6,000 vs. BYU (2-27-16)
6,000 vs Pepperdine (1-28-17)
6,000 vs. BYU (2-2-17)
6,000 vs. Saint Mary's (2-11-17)
6,000 vs. San Diego (2-23-17)
6,000 vs. Santa Clara (1-20-18)
6,000 vs. Saint Mary's (2-10-18)
6,000 vs. Santa Clara (1-24-19)
6,000 vs. BYU (2-16-19)
6,000 vs. Loyola Marymount (3-2-19)
6,000 vs. Portland (12-29-19)
6,000 vs. Loyola Marymount (1-25-20)
6,000 vs. BYU (2-01-20)
6,000 vs. San Francisco (2-13-20)
6,000 vs Santa Clara (2-15-20)
6,000 vs. Portland (2-11-23)
6,000 vs. Portland (2-28-24)

ROAD (ALL GAMES - 3,000 OR MORE)

1. 14,598 vs. Tennessee (12-16-07)
2. 11,646 vs. Stanford (3-28-11) >
3. 10,7171 vs. Louisville (3-26-11) >
4. 10,273 vs. Providence (11-26-04) ~
5. 10,150 at New Mexico (11-27-04) ~
6. 8,686 vs. Tennessee (3-28-15) >
7. 8,059 vs. Oklahoma (3-18-17) {
8. 7,898 vs. BYU (3-11-14) ^
7,898 vs. San Diego (3-11-13)^
10. 7,896 vs. BYU (3-9-13)^
11. 7,882 at Purdue (12-2-06)
12. 6,537 at Alaska-Anchorage (11-20-01) +
13. 6,459 vs. Iowa (11-21-01) +
14. 6,409 at Ohio State (12-8-13)
15. 6,071 vs. Santa Clara (3-3-16) ^
16. 6,031 vs. Kentucky (3-25-12) ?
17. 5,892 vs. BYU (3-12-19) ^
18. 5,784 vs. Xavier (3-27-10)%
19. 5,478 at Oregon State (3-25-19) <
20. 5,071 at Oregon State (3-22-15) <
21. 5,047 at Northwestern (12/15/14)
22. 5,005 at Southwest Missouri State (3-21-05) !
23. 4,736 at Oklahoma (11-14-13)
24. 4,503 vs. Stanford (11-13-11)
25. 4,433 at Portland (2-25-99) *
26. 4,265 at Oregon (11-22-02)
27. 4,197 at Stanford (11-29-10)
28. 4,150 at Pepperdine (2-15-91)
29. 4,141 at Washington (11-28-03)
30. 3,848 vs. Saint Mary's (3-7-11)^
31. 3,656 vs. North Carolina (3-20-10)%
32. 3,620 at Wyoming (12/12/14)
33. 3,574 at Montana (12-3-96)
34. 3,474 at Montana (11-19-06)
35. 3,408 vs. Montana State (12-21-07)
36. 3,371 vs. San Diego (3-9-08) @
37. 3,285 vs. Pepperdine (3-8-10)^
38. 3,250 at Montana (11-18-17)
39. 3,190 vs. San Diego (3-9-09) ^
40. 3,152 at South Dakota State (11-13-09)

ROAD (CONFERENCE GAMES)

1. 4,433 at Portland (2-25-99)
2. 4,150 at Pepperdine (2-15-91)
3. 2,195 at BYU (2-25-17)
4. 2,165 at Saint Mary's (2-19-00)
5. 2,077 at Portland (1-29-00) *
6. 2,014 at BYU (2-9-12)
7. 1,709 at Portland (2-29-20)
8. 1,537 at Saint Mary's (1-8-07)
9. 1,473 at Saint Mary's (1-26-02)
10. 1,430 at BYU (2-23-13)
11. 1,408 at San Diego (2-13-14)

NCAA Tournament (Spokane, WA/McCarthey Athletic Center)
*Game was a sellout despite not hitting 6,000
> NCAA Tournament (Spokane, WA/Spokane Arena)
+ Great Alaska Shootout (Anchorage, AK)
$ Hawkeye Challenge (Iowa City, IA)
& Played at Spokane Arena (Spokane, WA)
~ New Mexico Tournament (Albuquerque, NM)
! Sportsview.TV Women's NIT (Springfield, MO)
@ West Coast Conference Tournament (San Diego, CA)
^ West Coast Conference Tournament (Las Vegas, NV)
% NCAA Tournament (Seattle, WA; Sacramento, CA)
? NCAA Tournament (Kingston, RI)
< NCAA Tournament (Corvallis, OR)

OVERTIME GAMES

OVERTIME RECORD: (14-19) HOME: (8-5) ROAD: (4-10) NEUT: (2-4)
OVERTIME CONFERENCE RECORD: (9-8) HOME: (6-3) ROAD: (3-5)

Date	Opponent	W/L	Score	Site	OT
1-13-89	San Diego *	W	69-65	Home	OT
1-20-89	Loyola Marymount *	L	67-62	Away	OT
1-18-90	Loyola Marymount *	L	70-66	Home	OT
1-26-90	Pepperdine *	W	83-76	Away	OT
2-9-91	Pepperdine *	W	92-84	Home	2OT
12-9-91	Washington	L	73-67	Home	OT
1-6-92	Whitworth	W	72-64	Home	OT
1-12-95	San Diego *	W	77-64	Home	OT
1-14-95	San Francisco *	L	83-77	Home	OT
1-26-95	Saint Mary's *	W	82-75	Home	OT
1-24-97	Loyola Marymount *	L	66-62	Away	OT
12-3-99	American #	L	66-64	Neut.	OT
11-29-01	Pacific	L	86-85	Home	OT
1-12-02	San Diego *	W	75-65	Away	OT
1-19-02	Loyola Marymount *	L	76-74	Home	OT
3-8-03	Santa Clara +	L	60-59	Neut.	OT
1-15-04	San Francisco *	W	72-61	Away	OT
3-6-04	Pepperdine $	W	66-64	Neut.	OT
1-12-06	Pepperdine *	L	59-58	Away	OT
12-9-06	Eastern Washington	W	103-102	Away	OT
1-11-06	Santa Clara *	W	78-73	Home	OT
12-2-07	UC Riverside !	L	75-65	Neut.	OT
11-13-09	South Dakota State	L	75-71	Away	OT
12-28-13	Saint Mary's*	L	78-79	Away	OT
1-23-14	Loyola Marymount*	L	91-82	Away	OT
2-7-15	San Francisco *	W	91-84	Home	4OT
3-28-15	Tennessee >	L	69-73	Neut.	OT
12-3-15	Wyoming	W	61-57	Home	OT
2-20-16	Pacific *	L	83-84	Away	OT
3-11-19	Saint Mary's ~	W	78-77	Neut.	2OT
11-17-19	Stanford	L	70-76	Away	OT
12-6-20	South Dakota State	L	72-75	Away	OT
11-19-22	Louisville=	W	79-67	Neutral	OT
11-9-24	Washington State	L	72-77	Away	OT

* - West Coast Conference Games; + - West Coast Conference Tournament (San Diego, CA); $ - West Coast Conference Tournament (Santa Clara, CA); # - Southwest Airlines Lobo Classic (Albuquerque, NM); ! - Arizona State Classic (Tempe, AZ); > NCAA Tournament (Spokane, WA); ~ West Coast Conference Tournament (Las Vegas); = Battle for Atlanits (Paradise Island, Bahamas)

100-POINT GAMES

Date	Opponent	W/L	Score	Site
12-31-84	Loyola Marymount	W	100-78	Away **
1-8-85	Warner Pacific	W	117-58	Away **
1-9-85	Pacific Lutheran	W	108-58	Away **
1-15-85	Central Washington	W	103-66	Away **
2-1-85	Seattle Pacific	W	102-71	Away **
2-14-85	Lewis-Clark State	W	107-62	Home **
2-18-85	Whitman	W	113-75	Away **
2-20-85	Central Washington	W	102-81	Home **
2-22-85	Seattle University	W	110-68	Home **
2-23-85	Seattle Pacific	W	111-84	Home **
12-17-88	Saint Martin's	W	102-46	Home
3-26-94	NE Louisiana #	W	105-69	Neutral
11-25-06	North Carolina @	L	101-63	Neutral
12-9-06	Eastern Washington	W	103-102 (OT)	Home
11-14-08	Eastern Oregon	W	101-44	Home
11-21-08	Montana State	W	100-47	Home
1-31-09	San Diego	W	109-73	Away
11-29-09	Stanford	L	105-74	Away
1-21-10	Pepperdine	W	107-64	Away
11-14-10	Whitman	W	114-40	Home
12-3-10	Eastern Washington	W	101-74	Away
12-23-10	Cal State Fullerton	W	101-52	Home
1-3-11	Southern Utah	W	102-61	Home
1-27-11	Saint Mary's	W	106-77	Away
2-19-11	San Francisco	W	103-59	Away
2-24-11	Saint Mary's	W	106-66	Home
11-11-11	Hofstra	W	101-88	Home
2-16-13	San Francisco	W	101-65	Home
2-1-14	San Francisco	W	101-66	Home
11-13-16	UC Irvine	W	102-38	Home
11-24-23	Liberty $	W	102-59	Neutral
2-3-24	Pacific	W	104-39	Home

** 100-Point Games with Gonzaga as an NAIA member; # Women's NIT (Amarillo, Texas); @ Hawaiian Airlines Rainbow Wahine Classic (Honolulu, Hawaii); $ Betty Chancellor Classic (Katy, TX)

30-POINT CLUB

Bulldog players with 30 or more points in a game

1.	Amy Simpson	38 (16FG, 6FT)	vs. Lewis-Clark State (2-1-83)
2.	Jill Barta	37 (12 FG, 8 FT)&	vs. Saint Mary's (3-7-17)
3.	Ivy Safranski	36 (14FG, 0FT)^	vs. NE Louisiana (3-26-94)
4.	Ivy Safranski	35 (11FG, 9FT)~	vs. Portland (1-29-93)
5.	Jill Barta	34 (9 FG, 12 FT)~	vs. BYU (2-3-18)
	Courtney Vandersloot	34 (10 FG, 11 FT)+	vs. Iowa (3-19-11)
	Joy Pauley	34 (11FG, 7FT)&	vs. Saint Mary's (1-13-96)
8.	Courtney Vandersloot	33 (12 FG, 6FT)	vs. Eastern Washington (12-3-10)
	Heather Bowman	33 (14 FG, 5 FT)	vs. Saint Joseph's (1-2-09)
	Stephanie Hawk	33 (10FG, 11FT)	vs. Santa Clara (1-11-07)
	Jessica Malone	33 (9FG, 9FT)#	vs. Saint Mary's (3-1-01)
	Jill Barta	33 (11FG 10FT)*	vs. Saint Mary's (1-14-17)
13.	Yvonne Ejim	32 (13FG, 6FT)	vs. Queens (12-6-22)
	Jill Barta	32 (10 FG, 10 FT)$	vs. San Diego (3-6-18)
	Haiden Palmer	32 (14FG, 2FT)	at Loyola Marymount (1-23-14)
	Katelan Redmon	32 (14 FG, 4FT)	at Santa Clara (1-19-12)
	Coutney Vandersloot	32 (10 FG, 9 FT)+	at Marquette (11-28-08)
	Heather Bowman	32 (10FG, 12 FT)	vs. Eastern Washington (12-9-06)
	Jennifer Mountain	32 (13FG, 5FT)*	vs. Warner Pacific (1-3-90)
19.	Jill Barta	31 (12FG,4FT)+	at Pacific (2-20-16)
	Haiden Palmer	31 (14FG, 1FT)	at Saint Mary's (12-28-14)
	Kayla Standish	31 (10 FG, 11 FT)	vs. Saint Mary's (3-3-12)
	Heather Bowman	31 (13 FG, 5 FT)	vs. San Diego (2-25-09)
	Michelle Elliott	31 (11FG, 0FT)	vs. Sacramento State (12-8-07)
	Ashley Burke	31 (13FG, 4FT)*	vs. Montana (1-4-04)
	Ivy Safranski	31 (9FG, 8FT)&	vs. Idaho (11-26-93)
	Ivy Safranski	31 (12FG, 4FT)+	vs. Loyola Marymount (1-16-93)
27.	Jill Barta	30 (11 FG, 4FT)~	vs. Kent State (11-24-17)
	Jill Barta	30 (10 FG, 7FT)+	vs. Portland State (12-2-17)
	Kayla Standish	30 (15 FG)	vs. Iowa (3-19-11)
	Kayla Standish	30 (11 FG, 7 FT)	vs. UCLA (3-21-11)
	Heather Bowman	30 (8FG, 14FT)!	vs. Santa Clara (2-28-08)

* Includes one 3-point field goal
$ Includes two 3-point field goals
\+ Includes three 3-point field goals
~ Includes four 3-point field goals
& Includes five 3-point field goals
\# Includes six 3-point field goals
^ Includes eight 3-point field goals
! Includes nine 3-point field goals

Kayla Standish become the first Gonzaga player to tally 30-plus points in back-to-back games. Standish scored 30 points in the Zags' 2011 NCAA Tournament First Round win over Iowa and then had 30 points in their second round victory over UCLA.

600 CAREER REBOUND CLUB

	Player	Rebounds	Years	Played
1.	Kay Koppelman	983	4	1987-91
2.	Shelby Cheslek	932	4	2012-16
3.	Heather Bowman	874	4	2006-10
4.	Vivian Frieson	832	4	2006-10
5.	Juanita Rivera	820	3	1991-94
6.	**Yvonne Ejim**	**815**	**4**	**2020-24**
7.	Kayla Standish	809	4	2008-12
8.	Ashley Burke	697	4	2002-05
9.	Jenn Wirth	685	4	2017-21
10.	Stephanie Hawk	684	4	2003-07
11.	Loretta O'Brien	679	5	1980-86
12.	Jill Barta	652	3	2015-18
13.	Kiara Kudron	651	4	2012-17
14.	Raeanna Jewell	643	4	2002-05
15.	Jessica Malone	642	4	1998-02
16.	Sunny Greinacher	626	4	2011-15
17.	Carla Curfman	621	4	1985-89
18.	Kerri McIntosh	618	4	1985-89
19.	Lisa Nichols	607	4	1987-91
20.	Anne Bailey	601	4	2003-06

BULLDOG WEST COAST CONFERENCE ACCOLADES

FIRST TEAM

1988 Carla Curfman
Tammy Tibbles
1989 Carla Curfman
Jennifer Mountain
Tammy Tibbles
1990 Jennifer Mountain
1991 Jennifer Mountain
Kay Koppelman
1992 Juanita Rivera
1993 Ivy Safranski
1994 Juanita Rivera
Ivy Safranski
1995 Ivy Safranski
1996 Joy Pauley
2001 Jessica Malone
2003 Ashley Burke
2004 Ashley Burke
Shannon Mathews
2005 Ashley Burke
Shannon Mathews
2006 Ashley Anderson
Stephanie Hawk
2007 Heather Bowman
Stephanie Hawk
2008 Heather Bowman
Courtney Vandersloot
2009 Heather Bowman
Courtney Vandersloot
Vivian Frieson
2010 Heather Bowman
Courtney Vandersloot
Vivian Frieson
2011 Courtney Vandersloot
Katelan Redmon
Kayla Standish
2012 Katelan Redmon
Kayla Standish
2013 Taelor Karr
Haiden Palmer
2014 Sunny Greinacher
Haiden Palmer
2015 Sunny Greinacher
Elle Tinkle
2016 Jill Barta
2017 Jill Barta
Kiara Kudron
2018 Jill Barta
2019 Zykera Rice
Chandler Smith
Laura Stockton
2020 Jill Townsend
Jenn Wirth
2021 Jill Townsend
Jenn Wirth
2022 Melody Kempton
Kayleigh Truong
2023 Kaylynne Truong
Yvonne Ejim
Brynna Maxwell
2024 Kaylynne Truong
Kayleigh Truong
Brynna Maxwell
Yvonne Ejim

SECOND TEAM

2015 Keani Albanez
2017 Elle Tinkle
2018 Zykera Rice
Chandler Smith
2020 Katie Campbell
2022 Yvonne Ejim

HONORABLE MENTION

1989 Kay Koppelman
1990 Kay Koppelman
1991 Lisa Nicholls
1992 Ivy Safranski
1993 Juanita Rivera
1995 Sarah Christensen
Joy Pauley
1998 Staci Andrews
1999 Holly Bruno
Kristin Deal
Jessica Malone
2000 Jessica Malone
2002 Jessica Malone
2003 Shannon Mathews
Triana Allen
2004 Ashley Anderson
2005 Anne Bailey
Raeanna Jewell
2008 Jami (Bjorklund) Schaefer
2010 Tiffanie Shives
2011 Janelle Bekkering
2012 Haiden Palmer
2013 Sunny Greinacher
2014 Jazmine Redmon
2016 Shelby Cheslek
2017 Laura Stockton
2019 Jill Townsend
2020 Jessie Loera
2021 Melody Kempton
Kayleigh Truong
LeeAnne Wirth
2023 McKayla Williams
2024 Eliza Hollingsworth

PLAYER OF THE YEAR

2005 Shannon Mathews
2007 Stephanie Hawk
2008 Heather Bowman
2009 Courtney Vandersloot
2010 Courtney Vandersloot
2011 Courtney Vandersloot
2013 Taelor Karr
2018 Jill Barta
2020 Jill Townsend
2021 Jenn Wirth
2023 Kaylynne Truong
2024 Yvonne Ejim

DEFENSIVE PLAYER OF THE YEAR

2008 Jami (Bjorklund) Schaefer
2013 Jazmine Redmon
2024 Yvonne Ejim

SIXTH WOMAN OF THE YEAR

2021 Melody Kempton
2022 Yvonne Ejim
2024 Maud Huijbens

FRESHMAN/NEWCOMER OF THE YEAR

1988 Kay Koppelman (co-winner)
1992 Juanita Rivera
Ivy Safranski
2007 Heather Bowman
2008 Courtney Vandersloot
2010 Katelan Redmon
2012 Haiden Palmer (co-winner)

ALL-FRESHMAN TEAM

1989 Missy Smith
1990 Sheri Stemple
1992 Sarah Christensen
1993 Benibel Carrion
2006 Jami (Bjorklund) Schaefer
2007 Heather Bowman
2008 Courtney Vandersloot
2009 Kelly Bowen
2012 Sunny Greinacher
2013 Shelby Cheslek
2015 Emma Wolfram
2016 Jill Barta
2018 Jenn Wirth
2020 Kayleigh Truong
2021 Yvonne Ejim
2023 Calli Stokes

COACH OF THE YEAR

1994 Julie Holt
2003 Kelly Graves
2005 Kelly Graves
2007 Kelly Graves
2008 Kelly Graves
2010 Kelly Graves
2011 Kelly Graves
2013 Kelly Graves
2014 Kelly Graves
2015 Lisa Fortier
2017 Lisa Fortier
2018 Lisa Fortier
2019 Lisa Fortier
2023 Lisa Fortier
2024 Lisa Fortier

ALL-ACADEMIC TEAM (GPA)

1991 Kay Koppelman (3.44)
Jennifer Mountain (3.21)
Lisa Nicholls (3.50)
1992 Ivy Safranski (3.27)
1993 Ivy Safranski (3.23)
1994 Angie Hendricks (3.78)
Kelli Howell (3.71)
Ivy Safranski (3.33)
1995 Kelli Howell (3.71)
Joy Pauley (3.52)
Ivy Safranski (3.41)
1996 Joy Pauley (3.56)
1997 Lydia Ledgerwood (3.72)
1998 Lydia Ledgerwood (3.75)
Staci Andrews (3.67)
2000 Holly Bruno (3.4)
2001 Jessica Malone (3.22)
Celeste Quitiquit (3.81)
2002 Jessica Malone (3.25)
2003 Shannon Mathews (3.50)
2004 Shannon Mathews (3.32)
2005 Shannon Mathews (3.4)
Ashley Burke (3.26)
2006 Stephanie Hawk (3.58)
2007 Michelle Elliott (3.60)
Stephanie Hawk (3.60)
2008 Jami (Bjorklund) Schaefer (3.94)
Michelle Elliott (3.44)
2009 Jami (Bjorklund) Schaefer (3.95)
Janelle Bekkering (3.30)
2010 Janelle Bekkering (3.43)

	Tiffanie Shives (3.95)
2011	Janelle Bekkering (3.48)
	Claire Raap (3.48)
	Tatriana Lorenzo (3.90)*
2012	Shannon Reader (3.26)
2013	Sunny Greinacher (3.33)
2014	Sunny Greinacher (3.47)
	Haiden Palmer (4.00)
	Shelby Cheslek (3.36) *
	Lindsay Sherbert (3.43) *
2015	Sunny Greinacher (3.52)
	Elle Tinkle (3.44)
	Shelby Cheslek (3.41) *
	Shaniqua Nilles (3.43)*
	Lindsay Sherbert (3.57) *
2016	Shelby Cheslek (3.62)
	Kiara Kudron (3.36) *
	Shaniqua Nilles (3.63) *
	Emma Stach (3.62) *
	Georgia Stirton (3.26) *
	Elle Tinkle (3.46) *
2017	Elle Tinkle (3.50)
	Kiara Kudron (3.95)
	Emma Stach (3.75)*
	Emma Wolfram (3.57)*
	Chandler Smith (3.69)*
2018	Chandler Smith (3.94)
	Emma Stach (3.81)
	Katie Campbell (3.32)*
2019	Chandler Smith (3.87)
	Katie Campbell (3.38)*
	Zykera Rice (3.54)*
	Jill Townsend (3.27)*
	Jenn Wirth (3.27)*
2020	Katie Campbell (3.36)
	Jill Townsend (3.34)*
	Jenn Wirth (3.36)*
	LeeAnne Wirth (3.32)*
	Louise Forsyth (3.42)*
	Anamaria Virjoghe (3.28)*
2021	Jill Townsend (3.39)
	Jenn Wirth (3.46)
	LeeAnne Wirth (3.43)*
	Louise Forsyth (3.42)*
	Cierra Walker (4.0)*
	Kaylynne Truong (3.66)*
	Anamaria Virjoghe (3.40)*
2022	Cierra Walker (4.0)
	Abby O'Connor (4.0)
	Yvonne Ejim (3.5)*
	Kaylynne Truong (3.6)*
	Eliza Hollingsworth (3.2)*
2023	Yvonne Ejim (3.52)
	Kaylynne Truong (3.62)
	McKayla Williams (3.5)*
	Eliza Hollingsworth (3.2)*
2024	Yvonne Ejim
	Kayleigh Truong
	Kaylynne Truong
	Brynna Maxwell*
	Calli Stokes*
	Maud Huijbens*

* Honorable mention

SCHOLAR-ATHLETE OF THE YEAR

2014	Haiden Palmer

REGIONAL/NATIONAL ACCOLADES

ASSOCIATED PRESS ALL-AMERICAN

2005	Shannon Mathews (Honorable Mention)
2007	Stephanie Hawk (Honorable Mention)
2009	Courtney Vandersloot (Honorable Mention)
2010	Courtney Vandersloot (Honorable Mention)
2011	Courtney Vandersloot (Honorable Mention)
2014	Haiden Palmer (Honorable Mention)
2021	Jill Townsend (Honorable Mention)
	Jenn Wirth (Honorable Mention)
2023	Kaylynne Truong (Honorable Mention)
2024	Yvonne Ejim (Honorable Mention)

STATE FARM ALL-AMERICAN

2009	Courtney Vandersloot (Honorable Mention)
2010	Courtney Vandersloot (Honorable Mention)
2011	Courtney Vandersloot

USBWA ALL-AMERICA

2011	Courtney Vandersloot
2024	Yvonne Ejim (Honorable Mention)

JOHN R. WOODEN ALL-AMERICAN

2010	Courtney Vandersloot (Finalist)
2011	Courtney Vandersloot (Winner)

NANCY LIEBERMAN AWARD

2010	Courtney Vandersloot (Finalist)
2011	Courtney Vandersloot (Winner)

KATRINA MCCLAIN AWARD

2024	Yvonne Ejim (Finalist)

CSC ACADEMIC ALL-AMERICAN

2024	Yvonne Ejim (Second Team)

BECKY HAMMON PLAYER OF THE YEAR

2023	Yvonne Ejim (Finalist)
2024	Yvonne Ejim (Winner)

FRANCES POMERORY NAISMITH AWARD

1985	Maria Stack
2011	Courtney Vandersloot

COSIDA ACADEMIC ALL-DISTRICT 8

2007	Stephanie Hawk
2007	Jami (Bjorklund) Schaefer
2008	Jami (Bjorklund) Schaefer
2009	Jami (Bjorklund) Schaefer
2011	Janelle Bekkering
2018	Chandler Smith

I-AAA SCHOLAR-ATHLETE TEAM

2008	Jami (Bjorklund) Schaefer
2009	Jami (Bjorklund) Schaefer
2015	Sunny Greinacher
2016	Shelby Cheslek
2017	Kiara Kudron
2018	Chandler Smith
2019	Chandler Smith
2020	Katie Campbell
	Jenn Wirth
2021	Cierra Walker
	Jenn Wirth
2022	Cierra Walker
	Abby O'Connor
2023	Brynna Maxwell

WBCA REGION VII COACH OF THE YEAR

2005	Kelly Graves

MAGGIE DIXON ROOKIE COACH OF THE YEAR

2015	Lisa Fortier

KATHY DELANEY SMITH COACH OF THE YEAR

2024	Lisa Fortier

YEAR-BY-YEAR

Year	Coach	Rec.	Pct.	Conf.	Pct.	Conf. Fin.	Other
1980-81	Linda Ponikvar	10-14	.416	---	---	---	---
1981-82	Linda Ponikvar	10-18	.357	---	---	---	---
1982-83	Linda Ponikvar	14-12	.538	---	---	---	---
1983-84	Bill Evans	21-9	.700	---	---	---	NAIA District Qualifier
1984-85	Bill Evans	28-4	.875	---	---	---	NAIA District Qualifier
1985-86	Mike Peterson	21-10	.677	---	---	---	NAIA District Qualifier
1986-87	Mike Peterson	11-16	.407	---	---	---	---
1987-88	Mike Peterson	18-9	.667	11-3	.786	1st	WCC Regular Season Champs
1988-89	Mike Peterson	15-13	.536	11-3	.786	2nd	---
1989-90	Julie Holt	10-17	.370	5-9	.357	5th	---
1990-91	Julie Holt	13-15	.464	7-7	.500	4th	---
1991-92	Julie Holt	8-19	.296	5-9	.357	6th	---
1992-93	Julie Holt	11-15	.423	6-8	.428	T4th	---
1993-94	Julie Holt	21-10	.677	10-4	.714	2nd	Women's NIT
1994-95	Kellee Barney	9-17	.346	4-10	.286	T6th	---
1995-96	Kellee Barney	4-23	.148	2-12	.143	8th	---
1996-97	Kellee Barney	4-23	.148	2-12	.143	7th	---
1997-98	Kellee Barney	11-16	.407	3-11	.214	7th	---
1998-99	Kellee Barney	8-19	.296	4-10	.286	T6th	---
1999-00	Kellee Barney	9-19	.321	2-12	.143	8th	---
2000-01	Kelly Graves	5-23	.178	0-14	.000	8th	---
2001-02	Kelly Graves	11-18	.379	2-12	.143	8th	---
2002-03	Kelly Graves	18-12	.600	9-5	.643	T2nd	---
2003-04	Kelly Graves	18-12	.600	10-4	.714	T2nd	Women's NIT First Round
2004-05	Kelly Graves	28-4	.875	14-0	1.000	1st	Women's NIT Second Round
2005-06	Kelly Graves	16-14	.533	11-3	.785	T1st	WCC Co-Regular Season Champs
2006-07	Kelly Graves	24-10	.706	13-1	.929	1st	NCAA First Round
2007-08	Kelly Graves	25-9	.735	13-1	.929	1st	Women's NIT Second Round
2008-09	Kelly Graves	27-7	.794	12-2	.857	1st	NCAA Second Round
2009-10	Kelly Graves	29-5	.853	14-0	1.000	1st	NCAA Regional Semifinals
2010-11	Kelly Graves	31-5	.861	14-0	1.000	1st	NCAA Regional Final
2011-12	Kelly Graves	28-6	.824	14-2	.875	1st	NCAA Regional Semifinals
2012-13	Kelly Graves	27-6	.818	15-1	.938	1st	NCAA First Round
2013-14	Kelly Graves	29-5	.853	16-2	.889	1st	NCAA First Round
2014-15	Lisa Fortier	26-8	.765	16-2	.889	1st	NCAA Regional Semifinals
2015-16	Lisa Fortier	19-14	.576	10-8	.556	5th	Women's NIT Second Round
2016-17	Lisa Fortier	26-7	.788	14-4	.778	1st	NCAA First Round
2017-18	Lisa Fortier	27-6	.818	17-1	.944	1st	NCAA First Round
2018-19	Lisa Fortier	29-5	.852	16-2	.889	1st	NCAA Second Round
2019-20	Lisa Fortier	28-3	.903	17-1	.944	1st	--Season shortened due to COVID-19--
2020-21	Lisa Fortier	23-4	.852	16-1	.941	1st	NCAA First Round
2021-22	Lisa Fortier	27-7	.794	15-2	.882	2nd	NCAA Second Round
2022-23	Lisa Fortier	28-5	.848	17-1	.944	1st	NCAA First Round
2023-24	Lisa Fortier	32-4	.889	16-0	1.000	1st	NCAA Sweet 16
		701-424		397-179			

ALL-TIME ROSTER

A

Lori Abraham	1981-82-83-84
Keani Albanez	2012-13-14-15
Robin Allen	1985-86-87-88
Triana Allen	2001-02-03
Ashley Anderson	2003-04-05-06
Molly Anderson	2010-11-12
Staci Andrews	1995-96-97-98

B

Anne Bailey	2003-04-05-06
Tracy Baldwin	1991
Gillian Barfield	2018-19-20-21
Jill Barta	2016-17-18
Theresa Baumgartner	1987-88-89
Grace Beauchane	1989-90
Janelle Bekkering	2007-08-09-10-11
Megan Benedict	2012
Erin Bergman	1999-00-01
Tessie Bertilino	1990
Anne Bickelhaupt	2001-02-03-04
Kacie Bosch	2015-16
Kelly Bowen	2009-10-11-12
Heather Bowman	2007-08-09-10
Lucia Brandon	1987
Maria Bresee	1985-86
Amanda Brown	2007-08-09
Cheyenne Brown	2003-04
Holly (Turner) Bruno	1998-99-00
Ashley Burke	2002-03-04-05
Destiny Burton	2022-23-24

C

Katie Campbell	2018-19-20
Sue Canoy	1987
Benibel Carrion	1993
Cameron Carroll	1998-99
Shelby Cheslek	2012-13-14-15-16
Nathalie Chevallay	2000-01
Sarah Christensen	1992-93-94-95
Chelsea Clark	1997-98-00-01
Carol Clingan	1988-89
Grace Collett	2017
Nena Cook	1985
Casey Correa	1999-00
Heidi Crider	1990-91-92
Carla Curfman	1986-87-88-89

D

Nancy Darrow	1988-89
Kristin Deal	1997-98-99-00
Maura Doohan	1985
Corryn Douglas	2017-18
Michelle Durkin	1981-82-83

E

Yvonne Ejim	2020-21-22-23-24
Michelle Elliott	2007-08
Missy Eskew	1991
Kelly Ethier	1981-82

F

Amanda Fahsholtz	2001
Leah Fenwick	1993-94-95
Louise Forsyth	2018-19-20-21
Vivian Frieson	2007-08-09-10

G

Donna Gentry	1991
Sandy Gere	1995-96-97-98
Stephanie Golden	2011-12-13-14
Michelle Gray	1992-93-94
Sunny Greinacher	2012-13-14-15
Kylee Griffen	2019-20-21-22

H

Colleen Harmon	1983-84-85
Dominique Harris	2005-06
Tiosha Harrison	2001
Sue Harvey	1981-82-83
Maria Hassett	2006-07-08
Stephanie Hawk	2004-05-06-07
Angie Hendricks	1992-93-94
Chelsea Herman	1993-94-95-96-97
Katherine Herman	2003
Rebecca Higgins	1993
Melissa Holland	2016
Eliza Hollingsworth	2020-21-22-23-24
Pam Holsinger	1983
Kelli Howell	1992-93-94-95
Maud Huijbens	2022-23-24
Alana Hunt	1992

J

Rikki Jackson	2002
Tennille Jeffries	1996-97-98-99-00
Beth Jensen	1981-82-83
Raeanna Jewell	2002-03-04-05

K

Rachel Kane	2004-05-06-07-08
Taelor Karr	2012-13
Melody Kempton	2019-20-21-22
Karen Kime	1986-87
Kay Koppelman	1988-89-90-91
Kim Kucera	1981
Kiara Kudron	2013-14-15-16-17

L

Jennifer Lamb	1987
Carmel Lampson	2000-01
Tara Landon	1991
Juliann Laney	2002-05-06
Delphine Lecoultre	2003-04-05
Lydia Ledgerwood	1995-96-97-98
Kathleen Linn	1981-82
Esther Little	2022-23-24
Jessie Loera	2017-18-19-20
Tatriana Lorenzo	2007-08-09-10-11

M

Jessica Malone	1999-00-01-02
Shannon Mathews	2002-03-04-05
Brynna Maxwell	2022-24
Regan McCliment	1995-96
Melissa McCullough	1996-97
Karla McGuire	1988
Kerri McIntosh	1986-87-88-89
Shennae McNairy	1998-99
Sheri McNeal	1983-84-85
Paula Mitchell	1982-83-84
Renay Mobley	1988-89
Leigh Morehouse	1981-82
Claudia Morgan	1994-95
Jennifer Mountain	1988-89-90-91
Ziya Muhammad	2002
Payton Muma	2022-23-24
Casy Murdock	1998
Cindy Murphy	1990

N

Mandy Nelson	1992-93-94
Lisa Nicholls	1988-89-90-91
Shaniqua Nilles	2012-13-14-15-16

O

Loretta O'Brien	1983-84-85-86
Rosie O'Brien	1981
Abby O'Connor	2021-22
Claire O'Connor	2023-24
Naya Ojukwu	2023-24
Heather Osberg	1997-98-99-00
Lisa Osborn	1982-83-84

P

Colleen Palmer	1984
Haiden Palmer	2011-12-13-14
Joy Pauley	1993-94-95-96
Sydney Perno	1997-98-99-00
Kaitlyn Petersen	2010
Tami Petersen	1981-82
Heidi Phillips	1992-93-94-96
Sasha Polishchuk	2006-07-08
Kathy Pradere	1982-83-84-85
Katie Prichard	2003-04-05-06

Q

Celeste Quitiquit	2000-01-02

R

Claire Raap	2008-09-10-11
Shannon Reader	2009-10-11-12
Jazmine Redmon	2011-12-13-14
Katelan Redmon	2010-11-12
Elaina Renius	2005-06-08
Tori Rhodes	1986-87
Zykera Rice	2016-17-18-19
Giana Riley	2023
Katy Ridenour	2004-05-06-07
Juanita Rivera	1992-93-94
Janet Robertson	1981-82-83-84
Cynthia Rosman	1986
Jennifer Rosman	1986

S

Ivy Safanski	1992-93-94-95
Bree Salenbien	2022-23-24
Beth Salzman	1991-92
Simone Santos	20060-07
Lily Scanlon	2021
Jami Schaefer	2006-07-08-09
Carter Schick	2009-10-11
Sarah Schramm	2006
Cheri Sharp	1990-91
Ellen Shaw	2001
Ashley Shearer	2003-04
Lindsay Sherbert	2014-15
Rebekah Sherfey	1996
Tiffanie Shives	2008-09-10
Amy Jo Silva	1995-96
Amy Simpson	1983-84-85-86
Chandler Smith	2016-17-18-19
Missy Smith	1989-90
Maria Stack	1985
Nora Stack	1981

ALL-TIME ROSTER

Terri Stalder	1981-82
Kayla Standish	2009-10-11
Emma Stach	2015-16-17-18
Sara Steblaj	2002
Sheri Stemple	1990-91
Annette Steward	1996-97
Bernice Stime	2001-02
Georgia Stirton	2015-16
Laura Stockton	2016-17-18-19
Calli Stokes	2022-23-24
Laura Sullivan	2014-15

T

Ariam TecleMariam	2009-10
Zhané Templeton	2016-17
Penny Thomley	1981-82-83
Tammy Tibbles	1985-86-87-88
Lorrie Tidwell	1992
Elle Tinkle	2013-14-15-16-17
Melanie Tipps	1998-99-00-02
Jill Townsend	2018-19-20-21
Kayleigh Truong	2020-21-22-23-24
Kaylynne Truong	2020-21-22-23-24

U

Monica Uhrig	2003-04

V

Courtney Vandersloot	2008-09-10-11
Lisa Vestal	1985-86
Maiki Viela	2012-13-14
Anamaria Virjoghe	2019-20-21-22
Valda Vitolins	1986

W

Cierra Walker	2020-21-22
Danielle Walter	2011-12-13-14
Jessica Waltz	1997-98-99-00
Chelsea Waters	2013-14-15-16
Michelle Wiitala	1983-84-85
Makenlee Williams	2016-17
McKayla Williams	2021-22-23
Meghan Winters	2010-11-12-13
Jenn Wirth	2018-19-20-21
LeeAnne Wirth	2018-19-20-21
Emma Wolfram	2014-15-16-17-18

RESULTS WHEN NATIONALLY RANKED

			POLLS		
DATE	**W/L**	**SCORE**	**AP**	**USA TODAY**	**OPPONENT (LOCATION)**
2-26-05	W	81-35	25	25	Portland (Home)
3-3-05	W	77-42	24	23	Portland (N - WCC Tournament - Santa Clara, CA)
3-5-05	W	58-40	24	23	Pepperdine (N - WCC Tournament - Santa Clara, CA)
3-6-05	L	66-77	24	23	Santa Clara (Away - WCC Tournament, Santa Clara, CA)
2-6-10	W	70-58	24	--	Portland (Away)
2-11-10	W	88-75	22	23	Saint Mary's (Away)
2-13-10	W	75-61	22	23	San Diego (Away)
2-18-10	W	73-40	21	22	Loyola Marymount (Home)
2-20-10	W	87-45	21	22	Pepperdine (Home)
2-25-10	W	83-52	19	20	Santa Clara (Away)
2-27-10	W	83-35	19	20	San Francisco (Away)
3-7-10	W	87-47	17	17	Santa Clara (Neutral - WCC Tournament, Las Vegas, NV)
3-8-10	W	76-48	17	17	Pepperdine (Neutral - WCC Tournament, Las Vegas, NV)
3-20-10	W	82-76	15	14	North Carolina (Neutral - NCAA Tournament, Seattle, WA)
3-22-10	W	72-71	15	14	Texas A&M (Neutral - NCAA Tournament, Seattle, WA)
3-27-10	L	56-74	15	14	Xavier (Neutral - NCAA Tournament, Sacramento, CA)
11-12-10	L	73-79	--	22	USC (Away)
11-14-10	W	114-40	--	22	Whitman (Home)
2-17-11	W	93-65	25	--	Santa Clara (Away)
2-19-11	W	103-59	25	--	San Francisco (Away)
2-24-11	W	106-66	23	23	Saint Mary's (Home)
2-26-11	W	80-58	23	23	San Diego (Home)
3-6-11	W	96-71	22	20	Portland (Neutral - WCC Tournament, Las Vegas, NV)
3-7-11	W	72-46	20	19	Saint Mary's (Neutral - WCC Tournament, Las Vegas, NV)
3-19-11	W	92-86	20	19	Iowa (Home - NCAA Tournament, Spokane, WA)
3-21-11	W	89-75	20	19	UCLA (Home - NCAA Tournament, Spokane, WA)
3-26-11	W	76-69	20	19	Louisville (Neutral - NCAA Tournament, Spokane, WA)
3-28-11	L	60-83	20	19	Stanford (Neutral - NCAA Tournament, Spokane, WA)
11-30-11	W	71-69	--	24	Washington State (Away)
12-2-11	W	73-60	--	24	Cal State Fullerton (Away)
12-4-11	L	51-58	--	24	USC (Home)
12-17-11	W	83-56	--	25	UC Riverside (Home)
12-19-11	W	71-68	--	25	Georgia (Neutral - Holiday Hoops Classic, Las Vegas, NV)
12-21-11	W	82-76	--	24	Dayton (Neutral - Holiday Hoops Classic, Las Vegas, NV)
12-29-11	W	80-65	--	24	Portland (Away)
1-1-12	W	90-52	--	24	Saint Francis (PA) (Home)
1-5-12	W	79-50	--	24	Pepperdine (Away)
1-7-12	W	80-54	--	24	Loyola Marymount (Away)
1-12-12	W	87-52	23	22	San Francisco (Home)
1-14-12	L	63-66	23	22	Saint Mary's (Home)
1-19-12	W	81-68	--	25	Santa Clara (Away)
1-21-12	W	55-44	--	25	San Diego (Away)
1-26-12	W	79-61	22	20	Loyola Marymount (Home)
1-28-12	W	75-70	22	20	Saint Mary's (Away)
2-2-12	W	77-56	20	19	Portland (Home)

RESULTS WHEN NATIONALLY RANKED

			POLLS			
DATE	**W/L**	**SCORE**	**AP**	**USA TODAY**	**OPPONENT (LOCATION**	**NCAA Seed**
2-4-12	W	68-58	20	19	San Diego (Home)	
2-9-12	L	40-70	19	18	BYU (Away)	
2-16-12	W	87-55	--	23	Santa Clara (Home)	
2-18-12	W	66-40	--	23	Pepperdine (Home)	
2-25-12	W	77-60	25	21	BYU (Home)	
3-3-12	W	83-78	22	20	Saint Mary's (Neutral - WCC Tournament, Las Vegas, NV)	
3-5-12	L	66-78	22	20	BYU (Neutral - WCC Tournament, Las Veags, NV)	
3-17-12	W	86-73	23	24	Rutgers (Home - NCAA Tournament, Spokane, WA)	GU 11 (R 6)
3-19-12	W	65-54	23	24	Miami (Home - NCAA Tournament, Spokane, WA)	GU 11 (M 3)
3-25-12	L	62-79	23	24	Kentucky (Neutral - NCAA Tournament, Kingston, RI)	GU 11 (K 2)
11-8-13	W	64-56	25	--	Idaho (Home)	
11-10-13	W	91-54	25	--	UT Martin (Home)	
11-14-13	L	78-82	25	--	Oklahoma (Away)	
11-20-13	W	78-58	24	25	Eastern Washington (Home)	
11-30-13	W	81-31	24	24	Colgate (Home)	
12-2-13	W	82-42	24	24	Fairfield (Home)	
12-6-13	W	96-47	24	24	Portland State (Home)	
12-8-13	W	59-58	24	24	Ohio State (Away)	
12-10-13	W	70-55	23	22	Wisconsin (Away)	
12-14-13	L	45-73	23	22	Stanford (Away)	
12-16-13	W	87-43	25	22	UC Riverside (Home)	
12-21-13	W	70-62	25	22	Washington State (Away)	
12-28-13	L	78-79 (OT)	24	22	Saint Mary's (Away)	
1-17-14	W	68--40	--	23	San Francisco (Away)	
1-19-14	W	67-61	--	23	Santa Clara (Away)	
1-23-14	W	91-82 (OT)	25	22	Loyola Marymount (Away)	
1-25-14	W	69-39	25	22	Pepperdine (Away)	
1-30-14	W	89-37	22	17	Santa Clara (Home)	
2-1-14	W	101-66	22	17	San Francisco (Home)	
2-6-14	W	86-51	20	15	Pepperdine (Home)	
2-8-14	W	88-51	20	15	Loyola Marymount (Home)	
2-13-14	W	66-48	20	15	San Diego (Away)	
2-15-14	L	52-62	20	15	BYU (Away)	
2-22-14	W	72-61	24	20	Portland (Home)	
2-27-14	W	75-65	22	20	Saint Mary's (Home)	
3-1-14	W	81-77	22	20	Pacific (Home)	
3-7-14	W	81-68	21	19	San Francisco (Neutral - WCC Tournament, Las Vegas, NV)	
3-10-14	W	68-60	21	19	Saint Mary's (Neutral - WCC Tournament, Las Vegas, NV)	
3-11-14	W	71-57	18	16	BYU (Neutral - WCC Tournament, Las Vegas, NV)	
3-23-14	L	63-72	18	16	James Madison (Neutral - NCAA Tournament, College Station, TX)	GU 6 (JM 11)
11-18-14	W	88-63	24	--	Idaho State (Home)	
11-21-14	W	89-60	24	--	Montana State (Away)	
11-24-16	L	66-78	25	--	Michigan (Neutral - Paradise Jam - St. Thomas, U.S.V.I.)	
11-25-16	L	69-87	25	--	Florida State (Neutral - Paradise Jam - St. Thomas, U.S.V.I.)	
11-26-16	W	71-41	25	--	Winthrop (Neutral - Paradise Jam - St. Thomas, U.S.V.I.)	
12-9-18	W	76-53	24	22	Washington State (Home)	
12-16-18	W	70-67	21	21	Missouri State (Away)	
12-20-18	W	88-51	21	21	Idaho (Home)	
12-29-18	W	78-53	20	21	Loyola Marymount (Away)	
12-31-18	W	79-54	17	21	Pepperdine (Away)	
1-3-19	W	74-62	17	18	Saint Mary's (Home)	
1-5-19	W	88-65	17	18	Pacific (Home)	
1-12-19	W	97-71	14	15	Portland (Home)	
1-17-19	L	68-70	13	14	BYU (Away)	
1-19-19	W	86-61	13	14	San Diego (Away)	
1-24-19	W	78-51	18	17	San Francisco (Home)	
1-26-19	W	78-61	18	17	Santa Clara (Home)	
1-31-19	W	63-51	15	13	Pacific (Away)	
2-2-19	W	66-52	15	13	Saint Mary's (Away)	
2-9-19	W	93-62	13	12	Portland (Away)	
2-14-19	W	71-44	13	12	San Diego (Home)	

RESULTS WHEN NATIONALLY RANKED

DATE	W/L	SCORE	POLLS AP	POLLS USA TODAY	OPPONENT (LOCATION)	NCAA Seed
2-16-19	L	66-64	13	12	BYU (Home)	
2-21-19	W	74-61	15	16	Santa Clara (Away)	
2-23-19	W	64-44	15	16	San Francisco (Away)	
2-28-19	W	83-60	16	14	Pepperdine (Home)	
3-2-19	W	68-58	16	14	Loyola Marymount (Home)	
3-11-19	W	78-77 2OT	12	12	Saint Mary's (Neutral - WCC Tournament, Las Vegas, Nev.)	
3-12-19	L	82-68	12	11	BYU (Neutral - WCC Tournament, Las Vegas, Nev.)	
3-23-19	W	68-51	16	14	Arkansas-Little Rock (Neutral, NCAA Tournament - Corvallis, Ore.)	5 (UALR 12)
3-25-19	L	76-70	16	14	Oregon State (Away, NCAA Tournament - Corvallis, Ore.)	5 (OSU 4)
11-10-19	W	92-48	RV	23	Cal State Bakersfield (Home)	
11-14-19	W	78-55	RV	23	UT Martin (Home)	
11-17-19	L	70-76	RV	23	Stanford (Away)	
11-22-19	W	84-44	23	21	Eastern Washington (Home)	
11-29-19	W	76-65	22	21	Dayton (Neutral, Gulf Coast Showcase, Estero, Fla.)	
11-30-19	W	62-50	22	21	Middle Tennessee (Neutral, Gulf Coast Showcase, Estero, Fla.)	
12-1-19	W	63-50	22	21	Purdue (Neutral, Gulf Coast Showcase, Estero, Fla.)	
12-5-19	W	70-55	18	17	Montana State (Away)	
12-8-19	W	76-53	18	17	Washington State (Away)	
12-14-19	W	80-45	17	17	Texas Southern (Home)	
12-17-19	W	65-54	17	18	Wyoming (Away)	
12-20-19	W	64-52	17	18	Missouri State (Home)	
12-29-19	W	62-57	17	17	Portland (Home)	
1-2-20	W	55-43	17	16	BYU (Away)	
1-4-20	W	57-42	17	16	San Diego (Away)	
1-9-20	W	74-49	16	15	Saint Mary's (Home)	
1-11-20	W	68-67	16	15	Pacific (Home)	
1-16-20	W	67-52	16	13	Santa Clara (Away)	
1-18-20	W	69-46	16	13	San Francisco (Away)	
1-23-20	W	70-36	13	11	Pepperdine (Home)	
1-25-20	W	78-52	13	11	Loyola Marymount (Home)	
1-30-20	W	57-48	12	11	San Diego (Home)	
2-1-20	W	59-44	12	11	BYU (Home)	
2-6-20	W	83-65	11	11	Pacific (Away)	
2-8-20	L	60-70	11	11	Saint Mary's (Away)	
2-13-20	W	56-38	15	15	San Francisco (Home)	
2-15-20	W	53-46	15	15	Santa Clara (Home)	
2-20-20	W	75-47	13	13	Loyola Marymount (Away)	
2-22-20	W	64-50	13	13	Pepperdine (Away)	
2-29-20	W	56-42	11	10	Portland (Away)	
3-9-20	L	70-69	11	11	Portland (Neutral, WCC Tournament, Las Vegas, Nev.)	
11-29-20	L	79-72	21	20	South Carolina (Neutral, Bad Boy Mowers Crossover Classic, Sioux Falls, SD	
11-30-20	W	54-50	18	20	South Dakota (Neutral, Bad Boy Mowers Crossover Classic, Sioux Falls, SD	
12-6-20	L	75-72 OT	18	18	South Dakota State (Away)	
12-8-20	W	89-50	25	25	Wyoming (Away)	
12-13-20	W	58-51	25	25	Montana (Home)	
12-20-20	W	77-68	25	25	Eastern Michigan (Neutral, Holiday Hoops Classic, Las Vegas, Nev.)	
12-21-20	W	87-57	23	25	North Alabama (Neutral, Holiday Hoops Classic, Las Vegas, Nev.)	
12-28-20	W	65-62	23	23	Loyola Marymount (Away)	
12-30-20	W	58-42	23	23	Pepperdine (Away)	
1-2-21	W	69-37	23	23	Saint Mary's (Home)	
1-4-21	W	79-59	21	23	Pacific (Home)	
1-9-21	W	75-43	21	21	Portland (Home)	
1-14-21	W	71-52	20	19	Santa Clara (Away)	
1-16-21	W	76-52	20	19	San Francisco (Away)	
1-24-21	W	79-61	20	18	Portland (Away)	
1-28-21	W	77-65	18	17	Pacific (Away)	
2-2-21	W	63-56	19	18	BYU (Home)	
2-11-21	W	79-66	17	16	San Francisco (Home)	
2-13-21	W	67-50	17	16	Santa Clara (Home)	
2-18-21	L	61-56	16	16	BYU (Away)	
2-20-21	W	69-47	16	16	San Diego (Away)	
2-25-21	W	95-49	21	19	Pepperdine (Home)	

RESULTS WHEN NATIONALLY RANKED

			POLLS			
DATE	**W/L**	**SCORE**	**AP**	**USA TODAY**	**OPPONENT (LOCATION)**	**NCAA Seed**
2-27-21	W	77-39	21	19	Loyola Marymount (Home)	
3-8-21	W	72-62	16	15	Santa Clara (Neutral)	
3-9-21	W	43-42	16	14	BYU (Neutral)	
3-22-21	L	64-59	14	13	Belmont (Neutral, NCAA Tournament)	5 (Belmont 12)
11-28-22	W	62-43	25	23	Maine (Home)	
12-1-22	W	71-59	25	23	Stephen F. Austin (Home)	
12-4-22	L	84-63	25	23	Stanford (Away)	
12-6-22	W	73-49	23	22	Queen's University (Home)	
12-11-22	W	73-55	23	22	UC Davis (Home)	
12-17-22	W	67-58	23	23	BYU (Home)	
12-19-22	W	70-59	23	22	San Diego (Home)	
12-21-22	W	82-67	22	22	Montana (Home)	
12-29-22	W	77-63	20	19	Pepperdine (Away)	
12-31-22	W	96-51	20	19	Loyola Marymount (Away)	
1-5-23	W	63-52	20	20	San Francisco (Home)	
1-7-23	W	78-61	20	20	Santa Clara (Home)	
1-14-23	W	73-66	21	20	Portland (Away)	
1-19-23`	W	81-78	19	16	Pacific (Away)	
1-21-23	W	82-57	19	16	Saint Mary's (Away)	
1-26-23	W	66-55	20	17	Loyola Marymount (Home)	
1-28-23	W	67-49	20	17	Pepperdine (Home)	
2-2-23	L	72-77	18	17	Santa Clara (Away)	
2-4-23	W	78-56	18	17	San Francisco (Away)	
2-11-23	W	63-53	22	23	Portland (Home)	
2-16-23	W	69-58	19	20	Pacific (Home)	
2-18-23	W	65-51	19	20	Saint Mary's (Home)	
2-23-23	W	73-61	15	15	San Diego (Away)	
2-25-23	W	58-51	15	15	BYU (Away)	
3-6-23	W	79-64	16	15	BYU (WCC Tournament)	
3-7-23	L	64-60	16	15	Portland (WCC Tournament)	
3-17-23	L	71-48	16	15	Ole Miss (NCAA Tournament First Round)	9 (Ole Miss 8)
12-7-23	W	78-70 (OT)	23	23	California (Away)	
12-9-23	W	80-72	23	23	Rice (Away)	
12-17-23	W	83-58	21	21	South Dakota State (Home)	
12-20-23	W	81-69	20	20	Arizona (Jerry Colangelo Hall of Fame Series, Phoenix, Ariz.)	
12-22-23	W	67-56	20	20	New Mexico (Home)	
1-4-24	W	74-53	18	19	Portland (Away)	
1-11-24	W	87-49	16	17	Santa Clara (Home)	
1-13-24	W	85-67	16	17	San Diego (Home)	
1-18-24	W	72-48	17	17	Loyola Marymount (Away)	
1-20-24	W	89-60	17	17	Saint Mary's (Home)	
1-25-24	W	82-45	17	17	Santa Clara (Away)	
1-27-24	W	73-54	17	17	San Francisco (Away)	
2-1-24	W	80-52	19	17	San Diego (Away)	
2-3-24	W	104-39	19	17	Pacific (Home)	
2-8-24	W	83-46	19	16	Pepperdine (Home)	
2-10-24	W	71-47	19	16	Loyola Marymount (Home)	
2-15-24	W	96-68	17	16	Saint Mary's (Away)	
2-17-24	W	91-78	17	16	Pacific (Away)	
2-22-24	W	74-48	16	15	San Francisco (Home)	
2-24-24	W	75-41	16	15	Pepperdine (Away)	
2-28-24	W	90-40	16	13	Portland (Home)	
3-11-24	W	72-61	14	13	Pacific (WCC Tournament)	
3-12-24	L	67-66	14	13	Portland (WCC Tournament)	
3-23-24	W	75-56	16	13	UC Irvine (First Round NCAA Tournament)	
3-25-24	W	77-66	16	13	Utah (Second Round NCAA Tournament)	
3-29-24	L	69-47	16	13	Texas (NCAA Sweet 16)	
Overall	***187-32***					

RESULTS AGAINST RANKED OPPONENTS

DATE	W/L	SCORE	POLLS AP	POLLS USA TODAY	OPPONENT (LOCATION	NCAA Seed
12-30-99	L	58-76	22	NR	UC Santa Barbara (Home)	
11-25-03	L	57-73	24	25	Oregon (Home)	
12-4-03	L	64-88	19	23	Utah (Away)	
11-24-05	L	50-88	10	10	Maryland (U.S. Virgin Islands - Paradise Jam)	
11-25-05	L	65-79	2	1	Tennessee (U.S. Virgin Islands - Paradise Jam)	
11-26-05	L	45-60	9	9	Michigan State (U.S. Virgin Islands - Paradise Jam)	
12-10-05	L	54-81	23	22	Utah (Away)	
11-24-06	W	62-57	19	19	UCLA (Honolulu - Rainbow Wahine Classic)	
11-25-06	L	63-101	2	2	North Carolina (Honolulu - Rainbow Wahine Classic)	
12-2-06	L	44-69	9	9	Purdue (Away)	
12-6-06	L	66-81	13	13	Arizona State (Home)	
12-17-06	L	60-74	21	25	Marquette (Away)	
3-17-07	L	46-85	17	NR	Middle Tennessee State (Palo Alto, CA - NCAA 1st Round)	5 (GU-12)
11-30-07	L	60-78	14	13	Arizona State (Away)	
12-16-07	L	73-96	1	1	Tennessee (Away)	
11-30-08	W	69-62	16	15	Virginia (Milwaukee - WBCA Classic)	
03-21-09	W	74-59	15	16	Xavier (Seattle, WA - NCAA 1st Round)	4 (GU-12)
03-23-09	L	60-65	20	18	Pittsburgh (Seattle, WA - NCAA 2nd Round)	5 (GU-12)
11-29-09	L	74-105	2	2	Stanford (Away)	
12-19-09	L	49-70	6	5	Baylor (Las Vegas - Holiday Hoops Classic)	
12-20-09	L	76-80	13	11	Texas A&M (Las Vegas - Holiday Hoops Classic)	
03-22-10	W	72-71	9	9	Texas A&M (Seattle, WA - NCAA 2nd Round)	2 (GU-7)
03-27-10	L	56-74	5	5	Xavier (Sacramento, CA - NCAA Sweet 16)	3 (GU-7)
11-21-10	L	78-84	3	3	Stanford (Home)	
03-21-11	W	89-75	8	8	UCLA (Spokane, WA - NCAA 2nd Round)	3 (GU-11)
03-26-11	W	79-69	13	13	Louisville (Spokane, WA - NCAA Sweet 16)	7 (GU-11)
03-28-11	L	60-83	2	2	Stanford (Spokane, WA - NCAA Elite Eight)	1 (GU-11)
11-13-11	L	61-76	5	5	Stanford (Away)	
03-17-12	W	86-73	12	11	Rutgers (Spokane, WA - NCAA First Round)	6 (GU-11)
03-19-12	W	65-64	8	9	Miami (Spokane, WA - NCAA Second Round)	3 (GU-11)
03-25-12	L	62-79	8	8	Kentucky (Kingston, RI - NCAA Sweet Sixteen)	2 (GU-11)
11-21-12	L	42-55	6	6	Louisville (Puerta Vallarta, Mexico - Hardwood Tournament of Hope)	
12-02-12	L	41-69	1	1	Stanford (Home)	
12-17-12	L	60-65	20	19	Ohio State (Home)	
03-23-13	L	60-72	23	23	Iowa State (Spokane, WA - NCAA First Round)	5 (GU-12)
12-14-13	L	45-73	6	4	Stanford (Away)	
01-11-14*	W	79-50	24	24	San Diego (Home)	
11-16-14	W	75-65	22	22	Dayton (Home)	
11-29-14	L	67-79	17	16	Iowa (Las Vegas, NV - South Point Thanksgiving Shootout)	
03-20-15	W	82-69	19	19	George Washington (Corvallis, OR - NCAA First Round)	6 (GU-11)
03-22-15	W	74-64	10	10	Oregon State (Corvallis, OR - NCAA Second Round)	3 (GU-11)
03-28-15	L	69-73 (ot)	6	5	Tennessee (Spokane, WA - NCAA Sweet Sixteen)	1 (GU-11)
11-15-15	L	48-65	16	14	Stanford (Home)	
02-27-16*	W	73-55	NR	22	BYU (Home)	
11-18-16	W	68-63	11	7	Stanford (Away)	
11-25-16	L	69-87	10	9	Florida State (St. Thomas, U.S.V.I. - Paradise Jam)	
03-18-17	L	62-75	23	20	Oklahoma (Seattle, WA - NCAA First Round)	6 (GU-11)
11-25-17	L	71-88	NR	21	DePaul (Las Vegas, Nev. - Play4Kay Showcase)	
03-17-18	L	68-82	15	19	Stanford (Away - NCAA First Round)	4 (GU-13)
11-22-18	L	65-81	1	1	Notre Dame (Vancouver, B.C. - Vancouver Showcase)	
12-2-18	W	79-73	8	7	Stanford (Home)	
3-25-19	L	70-76	11	11	Oregon State (Corvallis, OR - NCAA Second Round)	4 (GU-5)
11-17-19	L	70-76 (ot)	3	3	Stanford (Away)	
12-20-19	W	64-52	20	17	Missouri State (Home)	
11-29-20	L	79-72	1	1	South Carolina (Neutral, Bad Boy Mowers Crossover Classic, Sioux Falls, SD	
11-21-21	L	66-62	7	7	Stanford (Home)	
01-09-22	L	66-50	2	2	Stanford (Away)	
02-05-22	L	62-50	16	16	BYU (Home)*	
02-19-22	L	63-39	16	20	BYU (Away)*	
03-08-22	W	71-59	15	15	BYU (Las Vegas, Nevada - WCC Championship)*	
03-20-22	L	68-59	4	4	Louisville (Louisville, KY - NCAA Second Round)	1(GU-9)

* WCC Contest

RESULTS AGAINST RANKED OPPONENTS

			POLLS			
DATE	**W/L**	**SCORE**	**AP**	**USA TODAY**	**OPPONENT (LOCATION**	**NCAA Seed**
11-19-22	W	79-67 (ot)	6	6	Louisville (Paradise Island, Bahamas)	
11-21-22	W	73-72	23	5	Tennessee (Paradise Island, Bahamas)	
11-9-23	L	72-77 (ot)	24	24	Washington State (Away)	
11-26-23	L	70-81	20	20	Louisville (Betty Chancellor Classic, Katy, TX)	
12-3-23	W	96-78	3	3	Stanford (Home)	
3-25-24	W	77-66	21	22	Utah (Spokane in Second Round NCAA Tournament)	(GU 4, Utah 5)
3-29-24	L	69-47	4	4	Texas (Portland in Sweet 16)	(GU 4, Texas 1)

* WCC Contest

WEST COAST CONFERENCE TOURNAMENT RESULTS

1994 AT SANTA CLARA

Semifinals
#2 Gonzaga 84
#3 Saint Mary's 66
Championship
#4 Portland 73
#2 Gonzaga 65

1995 AT SANTA CLARA

First Round
#2 Portland 79
#7 Gonzaga 73

1996 AT SANTA CLARA

First Round
#1 Portland 77
#8 Gonzaga 60

1997 AT LOYOLA MARYMOUNT

First Round
#2 San Francisco 86
#7 Gonzaga 49

1998 AT SANTA CLARA

First Round
#2 Pepperdine 75
#7 Gonzaga 56

1999 AT SANTA CLARA

First Round
#2 Santa Clara 69
#7 Gonzaga 42

2000 AT SANTA CLARA

First Round
#1 Pepperdine 82
#8 Gonzaga 71

2001 AT SAN DIEGO

First Round
#1 Saint Mary's 84
#8 Gonzaga 59

2002 AT SAN DIEGO

First Round
#1 Pepperdine 68
#8 Gonzaga 64

2003 AT SAN DIEGO

Semifinals
#3 Santa Clara 60
#2 Gonzaga 59 (ot)

2004 AT SANTA CLARA

Semifinals
#2 Gonzaga 66
#3 Pepperdine 64 (ot)
Championship
#1 Loyola Marymount 61
#2 Gonzaga 58

2005 AT SANTA CLARA

First Round
#1 Gonzaga 77
#8 Portland 42
Semifinals
#1 Gonzaga 58
#4 Pepperdine 40
Championship
#3 Santa Clara 77
#1 Gonzaga 66

2006 AT GONZAGA

First Round
#1 Gonzaga 67
#8 San Francisco 75

2007 AT PORTLAND

First Round
#1 Gonzaga 68
#8 Portland 55
Semifinals
#1 Gonzaga 59
#7 San Francisco 38
Championship
#1 Gonzaga 64
#3 Loyola Marymount 47

2008 AT SAN DIEGO

First Round
#1 Gonzaga 77
#8 Pepperdine 67
Semifinals
#1 Gonzaga 81
#5 Saint Mary's 64
Championship
#1 Gonzaga 66
#3 San Diego 70

2009 IN LAS VEGAS

Semifinals
#1 Gonzaga 74
#4 Loyola Marymount 63
Championship
#1 Gonzaga 66
#6 San Diego 55

2010 IN LAS VEGAS

Semifinals
#1 Gonzaga 87
#8 Santa Clara 47
Championship
#1 Gonzaga 76
#3 Pepperdine 48

2011 IN LAS VEGAS

Semifinals
#1 Gonzaga 97
#4 Portland 71
Championship
#1 Gonzaga 72
#2 Saint Mary's 46

2012 IN LAS VEGAS

Semifinals
#1 Gonzaga 83
#4 Saint Mary's 78
Championship
#1 Gonzaga 66
#2 BYU 78

2013 IN LAS VEGAS

Semifinals
#1 Gonzaga 62
#4 BYU 43
Championship
#1 Gonzaga 62
#2 San Diego 50

2014 IN LAS VEGAS

Quarterfinals
#1 Gonzaga 81
#8 San Francisco 68
Semifinals
#1 Gonzaga 68
#4 Saint Mary's 60
Championship
#1 Gonzaga 71
#2 BYU 57

2015 IN LAS VEGAS

Quarterfinals
#1 Gonzaga 70
#8 Loyola Marymount 50
Semifinals
#1 Gonzaga 55
#5 BYU 61

2016 IN LAS VEGAS

Quarterfinals
#4 Santa Clara 59
#5 Gonzaga 58

2017 IN LAS VEGAS

Quarterfinals
#1 Gonzaga 91
#9 Pacific 59
Semifinals
#1 Gonzaga 77
#4 San Francisco 46
Championship
#1 Gonzaga 86
#3 Saint Mary's 75

2018 IN LAS VEGAS

Quarterfinals
#1 Gonzaga 81
#8 Pepperdine 70
Semifinals
#1 Gonzaga 65
#5 San Francisco 53
Championship
#1 Gonzaga 79
#6 San Diego 71

2019 IN LAS VEGAS

Semifinals
#1 Gonzaga 78
#4 Saint Mary's 77 (2ot)
Championship
#1 Gonzaga 68
#2 BYU 82

2020 IN LAS VEGAS

Semifinals
#1 Gonzaga 69
#4 Portland 70

2021 IN LAS VEGAS

Semifinals
#1 Gonzaga 72
#4 Santa Clara 62
Championship
#1 Gonzaga 43
#2 BYU 42

2022 IN LAS VEGAS

Semifinals
#2 Gonzaga 69
#3 San Francisco 55
Championship
#2 Gonzaga 71
#1 BYU 59

2023 IN LAS VEGAS

Semifinals
#1 Gonzaga 72
#5 BYU 61
Championship
#1 Gonzaga 60
#2 Portland 64

2024 IN LAS VEGAS

Semifinals
#1 Gonzaga 79
#5 Pacific 64
Championship
#1 Gonzaga 66
#3 Portland 67

WCC TOURNAMENT CHAMPIONS

2024	Portland
2023	Portland
2022	**GONZAGA**
2021	**GONZAGA**
2020	Portland
2019	BYU
2018	**GONZAGA**
2017	**GONZAGA**
2016	San Francisco
2015	BYU
2014	**GONZAGA**
2013	**GONZAGA**
2012	BYU
2011	**GONZAGA**
2010	**GONZAGA**
2009	**GONZAGA**
2008	San Diego
2007	**GONZAGA**
2006	Pepperdine
2005	Santa Clara
2004	Loyola Marymount
2003	Pepperdine

WEST COAST CONFERENCE TOURNAMENT STATISTICS

PLAYER	GP-GS	FGM-FGA	PCT	3FG-FGM	PCT	FTM-FTA	PCT	OFF	DEF	REB	AVG	PF-DQ	A	TO	BLK	ST	MIN	PTS	AVG
Jill Barta	7-7	53-90	.588	12-29	.413	38-45	.844	13	29	42	6.0	18-0	10	19	2	9	189	146	20.9
Ivy Safranski	3-3	17-45	.377	9-18	.500	17-20	.850	5	11	16	5.3	6-0	6	16	0	7	93	60	20.0
Heather Bowman	10-10	70-123	.56.9	0-0	.000	44-78	.564	26	42	68	6.8	33-0	11	22	6	9	322	184	18.4
Jessica Malone	4-4	24-62	.387	13-28	.464	14-19	.737	10	15	25	6.2	11-2	10	14	0	6	130	74	18.5
Ashley Burke	7-7	30-62	.484	4-6	.667	48-53	.905	27	33	60	8.6	18-0	16	20	2	4	228	112	16.0
Yvonne Ejim	8-4	47-94	.500	0-0	.000	25-33	.757	39	38	77	9.6	21-1	14	15	10	9	206	119	14.9
Haiden Palmer	7-7	41-100	.410	10-22	.455	9-17	.529	14	12	26	3.7	12-0	11	16	2	25	224	102	14.6
Courtney Vandersloot	9-9	46-113	.407	11-30	.367	27-36	.750	6	23	29	3.2	20-0	79	19	4	15	300	128	14.2
Juanita Rivera	2-2	10-23	.434	0-0	.000	5-8	.625	12	9	21	10.5	4-0	1	3	3	4	64	25	12.5
Sunny Greinacher	8-6	41-91	.451	0-1	.000	16-19	.842	14	28	42	5.3	9-0	14	17	6	5	216	98	12.3
Katelan Redmon	6-4	32-67	.478	1-2	.500	8-9	.889	12	16	28	4.7	10-0	11	5	0	4	168	73	12.0
Kayla Standish	8-4	34-77	.442	2-6	.333	26-30	.867	16	41	57	7.1	15-0	6	8	5	8	174	96	12.0
Sarah Christensen	3-1	15-35	.428	2-2	1.000	6-10	.600	5	10	15	5.0	14-2	2	8	1	3	74	36	12.0
Stephanie Hawk	7-7	31-60	.517	2-4	.500	20-22	.909	11	40	51	7.3	11-0	15	17	15	6	215	84	12.0
Joy Pauley	4-4	21-49	.428	0-7	.000	5-8	.625	22	24	46	11.5	9-1	8	5	0	8	152	47	11.7
Kelli Howell	3-3	14-37	.378	0-0	.000	7-10	.700	6	11	17	5.6	13-1	5	5	0	1	87	35	11.6
Zykera Rice	9-5	38-70	.543	1-1	1.000	26-27	.963	14	22	36	4.0	18-0	3	20	4	4	171	103	11.4
Shannon Mathews	7-6	29-73	.397	13-37	.351	8-9	.888	3	17	20	2.8	10-0	17	26	2	17	221	79	11.3
Anne Bailey	7-2	28-69	.406	6-12	.500	16-20	.800	11	29	40	5.7	21-1	9	12	5	5	189	78	11.1
Holly Bruno (Turner)	2-1	7-29	.241	4-13	.307	4-11	.363	3	2	5	2.5	3-0	1	3	0	2	44	22	11.0
Ashley Anderson	4-4	16-37	.432	0-0	.000	11-19	.579	7	20	27	6.8	12-0	4	7	4	7	126	43	10.8
Tiffanie Shives	5-2	18-45	.400	9-26	.346	8-9	.889	2	7	9	1.8	8-0	8	8	1	4	116	53	10.6
Lindsay Sherbert	5-0	17-32	.531	10-17	.588	8-10	.800	5	12	17	3.4	5-0	6	7	0	3	94	52	10.4
Lydia Ledgerwood	3-3	13-40	.325	3-11	.272	3-8	.375	2	6	8	2.6	3-0	1	11	0	1	86	31	10.3
Rebekah Sherfey	1-1	4-13	.307	2-4	.500	0-0	.000	2	3	5	5.0	1-0	0	2	0	0	33	10	10.0
Brynna Maxwell	4-4	29-40	.725	10-23	.434	7-8	.875	2	8	10	2.5	7-0	3	6	0	4	127	39	9.8
Kaylynne Truong	9-5	26-73	.356	13-39	.333	23-23	1.000	3	15	18	2.0	14-0	29	26	1	12	235	88	9.8
Shelby Cheslek	8-8	27-51	.529	0-0	.000	24-34	.705	31	45	76	9.5	26-1	8	16	15	11	219	78	9.7
Angie Hendricks	2-2	4-11	.363	0-0	.000	11-13	.846	4	5	9	4.5	4-0	11	8	1	3	53	19	9.5
Jenn Wirth	8-3	31-67	.463	0-0	.000	11-13	.846	17	21	38	4.6	15-1	11	11	5	5	198	73	9.1
Jill Townsend	7-2	24-48	.500	4-11	.364	10-12	.833	8	21	29	4.1	13-1	4	6	0	7	136	62	8.9
Eliza Hollingsworth	6-4	20-48	.417	6-17	.353	7-8	.875	14	23	37	6.2	12-0	6	13	5	4	114	53	8.8
Melanie Tipps	3-2	9-18	.500	0-0	.000	8-9	.888	4	9	13	4.3	14-2	4	6	2	6	68	26	8.6
Taelor Karr	4-4	13-34	.382	5-18	.278	2-3	.667	2	11	13	3.3	6-0	19	7	1	7	129	33	8.3
Jami Bjorklund	9-9	32-69	.464	3-13	.231	6-8	.750	11	12	23	2.6	11-0	10	8	1	7	235	73	8.1
Raeanna Jewell	7-7	21-66	.318	7-29	.241	8-14	.571	17	27	44	6.3	16-1	13	19	0	12	213	57	8.1
Sydney Perno	4-3	10-17	.588	0-1	.000	12-15	.800	4	15	19	4.7	13-1	1	11	1	1	78	32	8.0
Shennae McNairy	1-0	3-5	.600	0-0	.000	2-3	.667	1	2	3	3.0	2-0	1	1	0	2	16	8	8.0
Emma Stach	9-6	25-53	.471	16-31	.516	6-8	.750	9	16	25	2.7	15-0	11	14	0	4	211	72	8.0
Emma Wolfram	4-1	9-25	.360	0-0	.000	11-12	.917	9	18	27	6.8	7-0	3	7	3	3	70	31	7.8
Janelle Bekkering	9-6	25-57	.438	11-29	.379	7-14	.500	7	29	36	4.0	12-0	7	11	3	8	214	68	7.6
Staci Andrews	4-3	10-28	.357	1-3	.333	9-14	.642	5	4	9	2.2	4-0	3	11	1	2	91	30	7.5
Vivian Frieson	10-7	31-64	.484	0-4	.000	8-15	.533	17	27	64	6.4	20-0	12	28	11	10	231	73	7.3
LeeAnne Wirth	5-4	14-29	.483	1-1	1.000	5-6	.833	7	15	22	4.4	7-1	7	7	2	5	120	34	6.8
Laura Stockton	8-7	17-42	.405	1-6	.167	17-17	1.000	3	22	25	3.1	18-0	39	13	0	10	182	52	6.5
Keani Albanez	8-5	21-51	.412	7-25	.280	4-7	.571	5	10	15	1.9	21-1	6	9	3	6	145	52	6.5
Cierra Walker	4-3	8-23	.348	4-14	.286	6-6	1.00	1	7	8	2.0	0-0	3	0	0	1	89	26	6.5
Katie Campbell	3-2	5-12	.417	4-11	.364	5-5	1.000	1	3	4	1.3	3-0	4	1	0	2	70	19	6.3
Abby O'Connor	4-3	9-18	.500	6-10	.000	1-2	.500	8	12	20	5.0	10-1	13	4	1	0	143	25	6.3
Kiara Kudron	9-3	23-44	.523	0-0	.000	8-10	.800	12	21	33	3.7	18-0	8	6	1	5	163	54	6.0
Jazmine Redmon	9-5	18-46	.391	2-13	.154	16-28	.571	8	18	26	2.9	25-0	31	16	2	18	225	54	6.0
Kelly Bowen	8-2	15-29	.517	6-12	.500	9-10	.900	12	12	24	3.0	20-0	5	8	0	9	163	46	5.8
Chandler Smith	8-5	12-54	.222	4-25	.160	11-14	.786	5	26	32	4.0	5-0	25	4	7	11	213	41	5.1
Kayleigh Truong	9-8	15-57	.263	4-24	.167	17-22	.772	2	14	16	1.8	17-0	28	14	0	12	199	45	5.0
Bernice Stime	2-1	3-14	.214	1-3	.333	3-4	.750	4	9	13	6.5	4-0	1	5	1	1	51	10	5.0
Amy Jo Silva	1-0	1-1	1.000	0-0	.000	3-4	.750	1	1	2	2.0	4-0	0	0	0	0	12	5	5.0
Simone Santos	4-0	9-17	.529	0-0	.000	2-3	.667	4	4	8	2.0	5-0	1	4	0	1	34	20	5.0
Michelle Elliott	6-3	11-27	.407	5-12	.417	2-3	.667	6	6	12	2.0	6-0	10	4	2	6	115	29	4.8
Jessie Loera	9-2	16-48	.333	8-21	.381	3-6	.500	5	15	20	2.2	13-0	37	22	4	13	223	43	4.8
Anamaria Virjoghe	3-2	7-28	.250	0-0	.000	0-0	.000	3	15	18	6.0	2-0	3	1	5	1	51	14	4.7
Melissa McCullough	2-1	3-9	.333	0-1	.000	3-4	.750	0	4	4	2.0	0-0	2	3	0	0	29	9	4.5
Maud Huijbens	5-0	8-16	.500	0-0	.000	4-4	1.000	4	9	13	2.6	11-0	3	5	3	1	71	20	4.0
Zhane Templeton	3-0	3-13	.231	3-6	.500	3-5	.750	0	4	4	1.3	1-0	0	0	0	0	31	12	4.0
Elle Tinkle	9-5	11-38	.289	3-15	.200	11-13	.846	13	17	30	3.3	14-0	7	8	2	13	166	36	4.0
Triana Allen	2-2	2-17	.117	0-1	.000	4-4	1.000	0	8	8	4.0	6-0	4	6	0	4	68	8	4.0
Rachel Kane	6-4	4-16	.250	4-13	.308	4-4	1.000	2	27	29	4.8	3-0	23	17	1	2	122	16	4.0
Katy Ridenour	9-4	11-41	.268	4-14	.286	9-10	.900	8	29	37	4.1	20-0	11	11	3	6	216	35	3.9
Melody Kempton	5-1	7-14	.500	0-0	.000	5-8	.625	7	7	14	2.8	8-0	2	11	0	1	78	19	3.8
Regan McCliment	2-0	1-4	.250	0-0	.000	5-5	1.000	2	2	4	2.0	0-0	0	1	0	1	21	7	3.5
Claire Raap	7-0	12-20	.600	0-0	.000	0-0	.000	4	8	12	1.7	3-0	3	4	1	2	54	24	3.4
Erin Bergman	3-1	2-10	.200	2-4	.500	4-7	.571	2	8	10	3.3	6-0	6	2	0	2	62	10	3.3
Delphine Lecoultre	6-0	10-21	.476	0-0	.000	0-0	.000	3	5	8	1.3	3-0	4	3	0	1	46	20	3.3
McKayla Williams	4-2	6-16	.375	1-6	.167	0-0	.000	1	13	14	3.5	8-0	8	6	3	3	78	13	3.3

2024-25 GONZAGA WOMEN'S BASKETBALL RECORD BOOK

PLAYER	GP-GS	FGM-FGA	PCT	3FG-FGM	PCT	FTM-FTA	PCT	OFF	DEF	REB	AVG	PF-DQ	A	TO	BLK	ST	MIN	PTS	
Heather Osberg	4-1	6-21	.285	0-5	.000	1-2	.500	2	6	8	2.0	5-0	1	2	0	3	54	13	3.2
Makenlee Williams	3-0	3-8	.375	3-7	.429	2-2	1.000	2	1	3	1.0	4-0	2	3	0	0	39	9	3.0
Georgia Stirton	3-3	4-10	.400	0-6	.000	1-2	.500	0	6	6	3.0	3-0	9	8	0	3	76	9	3.0
Jessica Waltz	4-1	5-13	.384	0-4	.000	2-2	1.000	4	8	12	3.0	6-0	9	8	0	8	85	12	3.0
Tennille Jeffries	4-0	4-11	.363	1-3	.333	0-0	.000	3	9	12	3.0	3-0	0	4	1	3	47	11	2.7
Chelsea Herman	3-2	3-11	.272	0-2	.000	3-4	.750	1	6	7	3.1	4-0	7	10	1	3	68	8	2.6
Calli Stokes	2-0	2-2	1.00	0-0	.000	1-2	.500	2	3	5	2.5	2-0	0	0	3	0	22	5	2.5
Chelsea Clark	2-0	1-6	.167	0-0	.000	3-6	.500	4	2	6	3.0	3-0	0	3	0	0	22	5	2.5
Danielle Walter	5-0	3-10	.300	0-3	.000	6-6	1.000	3	3	6	1.2	2-0	4	1	0	0	40	12	2.4
Sandy Gere	3-0	3-10	.300	0-4	.000	1-1	1.000	1	2	3	1.0	4-0	4	7	0	2	43	7	2.3
Dominique Harris	4-0	2-8	.250	1-3	.333	3-6	.500	3	1	4	1.0	9-1	1	3	0	1	50	8	2.0
Kristin Deal	4-2	2-13	.153	0-0	.000	4-7	.571	7	6	13	3.2	13-0	3	8	0	4	85	5	2.0
Maria Hassett	6-0	4-8	.500	0-0	.000	4-8	.500	6	8	14	2.3	2-0	0	5	2	0	39	12	2.0
Sasah Polishchuk	4-0	3-10	.300	0-3	.000	2-2	1.000	0	3	3	0.8	1-0	5	2	0	1	34	8	2.0
Shaniqua Nilles	5-1	4-14	.285	0-5	.000	3-5	.600	4	1	5	0.8	6-0	4	5	0	4	55	11	1.8
Chelsea Waters	4-1	2-6	.333	2-6	.333	1-2	.500	1	4	5	1.2	3-0	0	3	0	1	31	7	1.7
Juliann Laney	5-5	3-19	.158	1-9	.111	1-4	.250	3	10	13	2.6	6-0	3	4	2	1	93	8	1.6
Anne Bickelhaupt	5-0	3-12	.250	0-0	.000	2-2	1.000	1	5	6	1.2	8-0	0	7	2	0	49	8	1.6
Meghan Winters	7-0	4-10	.400	2-5	.400	1-2	.500	2	4	6	0.9	5-0	0	6	0	2	41	11	1.6
Shannon Reader	8-0	4-8	.500	0-0	.000	2-2	1.000	4	4	8	1.0	5-0	1	2	1	0	34	10	1.3
Heidi Phillips	3-1	1-5	.200	0-0	.000	2-6	.333	3	6	9	3.0	3-0	1	2	0	0	38	4	1.3
Stephanie Golden	8-0	4-12	.250	0-0	.000	0-0	.000	2	3	5	0.8	5-0	0	3	0	0	28	8	1.0
Michelle Gray	2-0	1-2	.500	0-0	.000	0-0	.000	0	0	0	0.0	2-0	7	4	0	2	30	2	1.0
Claudia Morgan	2-0	1-2	.500	0-0	.000	0-0	.000	0	0	0	0.0	0-0	0	0	0	0	2	2	1.0
Esther Little	4-0	1-2	.500	1-1	1.000	0-2	.000	5	5	10	2.5	2-0	4	7	1	2	57	3	0.8
Katie Prichard	3-0	0-2	.000	0-0	.000	2-2	1.000	0	0	0	0.0	2-0	0	3	0	1	12	2	0.7
Celeste Quitiquit	3-0	0-2	.000	0-1	.000	2-4	.500	1	1	2	0.6	2-0	1	2	0	5	28	2	0.6
Tatriana Lorenzo	8-0	1-2	.500	0-1	.000	1-2	.500	0	3	3	0.4	0-0	4	3	0	1	33	3	0.4
Elaina Renius	4-0	0-2	.000	0-0	.000	1-2	.500	1	7	8	2.0	5-0	1	3	0	1	23	1	0.3
Kacie Bosch	1-0	0-0	.000	0-0	.000	0-0	.000	0	0	0	0.0	0-0	0	0	0	0	2	0	0.0
Maiki Viela	2-0	0-0	.000	0-0	.000	0-0	.000	0	0	0	0.0	0-0	0	0	0	0	1	0	0.0
Ziya Muhammad	1-0	0-1	.000	0-0	.000	0-0	.000	0	0	0	0.0	0-0	0	3	0	2	9	0	0.0
Amanda Farholtz	1-0	0-0	.000	0-0	.000	0-0	.000	0	0	0	0.0	1-0	0	0	0	1	3	0	0.0
Carmel Lampson	2-2	0-7	.000	0-5	.000	0-0	.000	1	4	5	2.5	0-0	4	2	0	0	26	0	0.0
Nathalie Chevallay	1-1	0-3	.000	0-1	.000	0-0	.000	0	0	0	0.0	5-1	0	1	0	0	13	0	0.0
Mandy Nelson	1-0	0-0	.000	0-0	.000	0-0	.000	0	0	0	0.0	0-0	0	0	0	0	1	0	0.0
Annette Steward	1-0	0-2	.000	0-0	.000	0-0	.000	1	1	2	2.0	0-0	0	0	0	0	10	0	0.0
Casy Murdock	1-0	0-1	.000	0-0	.000	0-0	.000	0	0	0	0.0	2-0	0	1	0	1	10	0	0.0
Cameron Carroll	1-0	0-1	.000	0-0	.000	0-0	.000	0	0	0	0.0	1-0	0	1	0	0	6	0	0.0
Casey Correa	2-0	0-0	.000	0-0	.000	0-0	.000	0	0	0	0.0	0-0	0	3	0	0	7	0	0.0
Amanda Brown	3-0	0-1	.000	0-1	.000	0-0	.000	0	0	0	0.0	0-0	0	0	1	0	3	0	0.0
Ariam TecleMariam	3-0	0-0	.000	0-0	.000	0-0	.000	0	0	0	0.0	0-0	0	1	0	0	4	0	0.0
Kaitlyn Petersen	2-0	0-2	.000	0-0	.000	0-0	.000	0	0	0	0.0	1-0	0	1	0	2	6	0	0.0
Carter Schick	4-0	0-0	.000	0-0	.000	0-1	.000	0	1	1	0.3	0-0	0	0	0	0	4	0	0.0
Laura Sullivan	1-0	0-0	.000	0-0	.000	0-0	.000	0	0	0	0.0	1-0	0	0	0	0	2	0	0.0
Molly Anderson	1-0	0-0	.000	0-0	.000	0-0	.000	0	0	0	0.0	0-0	0	0	0	0	1	0	0.0
Corryn Douglas	2-0	0-0	.000	0-0	.000	0-0	.000	0	0	0	0.0	0-0	0	0	0	0	2	0	0.0
Louise Forsyth	5-0	0-3	.000	0-3	.000	0-0	.000	0	3	3	0.6	2-0	1	1	0	0	31	0	0.0
Payton Muma	1-0	0-0	.000	0-0	.000	0-0	.000	0	0	0	0.0	1-0	0	0	1	0	2	0	0.0
Destiny Burton	2-0	0-0	.000	0-0	.000	0-0	.000	0	0	1	0.5	1-0	0	1	0	0	5	0	0.0
Claire O'Connor	1-0	0-0	.000	0-0	.000	0-0	.000	0	0	0	0.0	2-0	0	1	0	0	0	0	0.0
Team Stats (Since 2000)																			
GONZAGA	49	1248-2923	.427	249-739	.337	687-883	.778	651	1210	1861	37.9	801-21	724	742	164	418	4100	3433	70.1
Opponents	49	1084-2825	.384	237-776	.305	600-782	.767	561	1128	1689	34.4	803-11	569	822	161	357	4100	3005	61.3

WEST COAST CONFERENCE TOURNAMENT - GONZAGA RECORDS

INDIVIDUAL - Single Game (Since 2000)

POINTS:	37*	Jill Barta, vs. SMC ('17)
REBOUNDS:	14	Ashley Burke, vs. SCU ('03)
	14	Shelby Cheslek, vs. SMC ('14)
	14	Shelby Cheslek, vs. LMU ('15)
ASSISTS:	16*	Courtney Vandersloot, vs. SMC ('11)
BLOCKS:	4	Stephanie Hawk, vs. LMU ('07)
	4	Vivian Frieson, vs. LMU ('09)
	4	Shelby Cheslek, vs. BYU ('14)
STEALS:	7*	Joy Pauley, vs. SMC ('94)
FG MADE:	12*	Haiden Palmer, vs. BYU ('12)
		Jill Barta, vs. SMC ('17)
FG ATT:	27*	Jessica Malone, vs. SMC ('01)
FG PCT:	1.000 (7-7)*	Zykera Rice vs. USD ('18)
3-PT MADE:	8*	Jessica Malone, vs. SMC ('01)
3-PT ATT:	13*	Jessica Malone, vs. SMC ('01)
FT MADE:	12	Zykera Rice, vs. BYU ('19)
	12	Heather Bowman, vs. PEP ('08)
	12	Ashley Burke, vs. SCU ('05)
FT ATT:	13	Heather Bowman, vs. PEP ('08)
	13	Ashley Burke, vs. SCU ('05)
FT PCT:	1.000 (8-8)	S. Hawk, vs. USF ('06)
	1.000 (8-8)	Laura Stockton, vs. SCU ('16)
	1.000 (8-8)	Jill Barta, vs. SMC ('17)
	1.000 (10-10)	Jill Barta vs. USD ('18)
	1.000 (12-12)	Zykera Rice vs. BYU ('19)

INDIVIDUAL - Tournament

POINTS:	77	Heather Bowman ('08)
REBS:	30	Shelby Cheslek ('14)
ASSISTS:	30 (2 games)	Courtney Vandersloot ('11)
BLOCKS:	10	Stephanie Hawk ('10)
STEALS:	10	Haiden Palmer ('14)
FG MADE:	28	Heather Bowman ('08)
FG ATT:	55	Heather Bowman ('08)
3-P MADE:	9	Emma Stach ('18)
3-P ATT:	18	Tiffanie Shives ('08)
FT MADE:	24	Ashley Burke ('05)
FT ATT:	25	Ashley Burke ('05)

TEAM - Single Game (Since 2000)

MOST POINTS:	96*	vs. POR ('11)
FEWEST POINTS:	42	vs. SCU ('01)
WIDEST MARGIN:	40 (87-47)	vs. SCU ('10)
REBOUNDS:	51	vs. POR ('05)
ASSISTS:	25	vs. POR ('11)
BLOCKS:	9	vs. SMC ('08)
	9	vs. LMU ('09)
STEALS:	16	vs. SCU ('10)
FG MADE:	41	vs. POR ('11)
FG ATT:	79	vs. SCU ('10)
FG PCT:	.569 (41-72)	vs. POR ('11)
LOW FG PCT:	.242 (16-66)*	vs. SMC ('01)
3-PT MADE:	9	vs. SMC ('01) & PEP ('18)
3-PT ATT:	24	vs. SMC ('01)
FT MADE:	31*	vs. SMC ('94)
FT ATT:	32	vs. USF ('06)
	32	vs. PEP ('08)
FT PCT:	1.000 (13-13) & (16-16)*	vs. POR ('05) & USD ('18)

TEAM - Tournament

MOST POINTS:	254	2017
REBOUNDS:	130	2005, 2017
ASSISTS:	57	2017
BLOCKS:	16	2007
STEALS:	30	2017
FG MADE:	93	2017
FG ATT:	200	2008
3-PT MADE:	23	2018
3-PT ATT:	58	2018
FT MADE:	54	2014
FT ATT:	77	2014

** Also a WCC Tournament record*

BULLDOGS IN THE POSTSEASON

NCAA TOURNAMENT

2007 NCAA First Round (Stanford, CA)
3-17-07 No. 5 Middle Tennessee State 85, No. 12 Gonzaga 46

2009 NCAA First and Second Rounds (Seattle, WA)
3-21-09 No. 12 Gonzaga 74, No. 5 Xavier 59
3-23-09 No. 4 Pittsburgh 65, No. 12 Gonzaga 60

2010 NCAA First and Second Rounds (Seattle, WA)
3-20-10 No. 7 Gonzaga 83, No. 10 North Carolina 76
3-22-10 No. 7 Gonzaga 72, No. 2 Texas A&M 71
2010 NCAA Regional Semifinals (Sacramento, CA)
3-27-10 No. 3 Xavier74, No. 7 Gonzaga 56

2011 NCAA First and Second Rounds (Spokane, WA)
3-19-11 No. 11 Gonzaga 92, No. 6 Iowa 86
3-21-11 No. 11 Gonzaga 89, No. 3 UCLA 75
2011 NCAA Regional Semifinals (Spokane, WA)
3-26-11 No. 11 Gonzaga 76, No. 7 Louisville 69
2011 NCAA Regional Finals (Spokane, WA)
3-28-11 No. 1 Stanford 83, No. 11 Gonzaga 60

2012 NCAA First and Second Rounds (Spokane, WA)
3-17-12 No. 11 Gonzaga 86, No. 6 Rutgers 73
3-19-12 No. 11 Gonzaga 65, No. 3 Miami 54
2012 NCAA Regional Semifinals (Kingston, RI)
3-25-11 No. 2 Kentucky 79, No. 11 Gonzaga 62

2013 NCAA First Round (Spokane, WA)
3-23-13 No. 5 Iowa State 72, No. 12 Gonzaga 60

2014 NCAA First Round (College Station, TX)
3-23-14 No. 11 James Madison 72, No. 6 Gonzaga 63

2015 NCAA First and Second Rounds (Corvallis, OR)
3-20-15 No. 11 Gonzaga 82, No. 6 George Washington 69
3-22-15 No. 11 Gonzaga 76, No. 3 Oregon State 64
2015 NCAA Regional Semifinals (Spokane, WA)
3-28-15 No. 2 Tennessee 73, No. 11 Gonzaga 69 (OT)

2017 NCAA First and Second Rounds (Seattle, WA)
3-18-17 No. 11 Gonzaga 62, No. 6 Oklahoma 75

2018 NCAA First Round and Second Rounds (Stanford, CA)
3-17-18 No. 13 Gonzaga 68, No. 4 Stanford 82

2019 NCAA First and Second Rounds (Corvallis, Ore.)
3-23-19 No. 5 Gonzaga 68, No. 12 Little Rock 51
3-25-19 No. 4 Oregon State 76, No. 5 Gonzaga 70

2021 NCAA First Round (San Marcos, Texas)
3-22-21 No. 5 Gonzaga 59, No. 12 Belmont 64

2022 NCAA First and Second Rounds (Louisville, Ky.)
3-18-22 No. 9 Gonzaga 68, No. 8 Nebraska 55
3-20-22 No. 9 Gonzaga 59, No. 1 Louisville 68

2023 NCAA First Round (Palo Alto, Calif.)
3-18-23 No. 9 Gonzaga 48, No. 8 Ole Miss 71

2024 NCAA First Round (Spokane, Wash.)
3-23-24 No. 4 Gonzaga 75, No. 13 UC Irvine 56
3-25-24 No. 4 Gonzaga 77, No. 5 Utah 66
2024 NCAA Sweet 16 (Portland, Ore.)
3-29-24 No. 4 Gonzaga 47, No. 1 Texas 69

GONZAGA IN THE WNIT

1994: (Amarillo, TX)
3-24-94 Pittsburgh 89, Gonzaga 77
3-25-94 New Mexico State 83, Gonzaga 63
3-26-94 Gonzaga 105, Northeast Lousiana 69

2004: First Round (Corvallis, OR)
3-19-04 Oregon State 69, Gonzaga 64

2005: First Round (Spokane, WA)
3-16-05 Gonzaga 71, BYU 54
Second Round (Springfield, MO)
3-21-05 Southwest Missouri State 85, Gonzaga 66

2008: First Round (Spokane, WA)
3-20-08 Gonzaga 81, UC Davis 60
Second Round (Boulder, CO)
3-24-08 Colorado 82, Gonzaga 68

2016: First Round (Spokane, WA)
3-17-16 Gonzaga 88, UC Riverside 54
Second Round (Spokane, WA)
3-21-16 Utah 92, Gonzaga 77

GONZAGA RECORD AGAINST NCAA SEEDS

Seed	Record	Last
1	0-3	2024
2	1-2	2012
3	3-1	2015
4	0-3	2019
5	2-2	2024
6	3-1	2017
7	1-0	2011
8	1-0	2022
9	1-2	2023
10	1-0	2010
11	0-1	2014
12	1-1	2021
13	1-0	2024

Overall NCAA Tournament Record: 14-15 (.483)

PLAYER	GP-GS	FGM-FGA	PCT.	3FG-FGM	PCT.	FTM-FTA	PCT.	OR	DR	REB	AVG.	PF-DQ	A	TO	BLK	ST	MIN	PTS	AVG
Ivy Safranski	3-3	26-46	.565	13-24	.541	8-10	.800	2	6	8	2.6	10-1	7	10	0	3	82	73	24.3
Jill Barta	4-4	18-46	.391	8-17	.471	20-22	.909	4	27	31	7.8	6-0	4	9	1	5	123	72	18.0
Courtney Vandersloot	11-11	58-137	.426	11-38	.289	61-68	.897	8	49	57	5.1	14-1	100	58	3	41	381	188	17.1
Sarah Christensen	3-3	19-43	.441	0-0	.000	6-11	.545	4	13	17	5.6	7-0	3	6	0	6	89	44	14.6
Shannon Mathews	3-3	16-31	.516	9-22	.409	2-2	1.000	2	10	12	4.0	5-0	17	12	1	7	110	43	14.3
Michelle Elliott	3-2	12-23	.521	6-14	.429	12-14	.857	9	2	11	3.7	4-0	3	9	0	2	77	42	14.0
Kayla Standish	12-7	69-127	.54.3	4-6	.667	24-31	.774	15	33	48	4.0	31-0	9	16	9	10	276	166	13.8
Ashley Burke	3-3	16-40	.400	1-2	.500	8-11	.727	7	7	14	4.6	7-0	9	6	1	6	97	41	13.6
Haiden Palmer	5-5	26-78	.333	6-29	.207	10-15	.667	10	10	20	4.0	15-1	17	9	3	18	166	68	13.6
Laura Stockton	4-2	18-40	.450	0-7	.000	17-19	.895	2	6	8	2.0	13-0	17	9	0	7	103	53	13.3
Heather Bowman	8-8	43-92	.467	0-0	.000	18-19	.947	17	20	37	4.6	17-0	7	15	4	8	263	98	12.3
Keani Albanez	8-6	29-53	.547	11-29	.379	28-33	.848	1	16	17	2.1	18-0	13	19	3	14	193	98	12.3
Tiffanie Shives	5-3	21-48	.438	12-27	.444	6-8	.750	3	17	20	4.0	11-0	7	7	0	5	131	60	12.0
Angie Hendricks	3-3	12-32	.375	1-4	.250	10-11	.909	7	12	19	6.3	5-0	18	14	0	5	102	35	11.6
Vivian Frieson	8-7	37-89	.416	1-6	.167	16-20	.800	13	42	55	6.9	12-0	16	19	17	10	249	91	11.4
Juanita Rivera	3-3	11-23	.478	0-0	.000	12-20	.600	8	13	21	7.0	8-0	2	4	3	4	98	34	11.3
Ashley Anderson	1-1	3-6	.500	0-0	.000	5-11	.454	2	4	6	6.0	3-0	4	5	1	2	36	11	11.0
Kayleigh Truong	4-3	16-39	.410	3-11	.272	7-8	.875	2	8	10	2.5	6-0	9	5	0	2	114	43	10.8
Yvonne Ejim	4-1	16-27	.593	0-2	.000	11-16	.688	11	10	21	5.3	10-0	3	5	1	3	77	43	10.8
Sunny Greinacher	10-6	42-100	.420	2-2	1.000	21-24	.875	12	36	48	4.8	13-0	8	17	6	17	225	107	10.7
Katelan Redmon	10-6	54-130	.415	3-8	.375	12-17	.705	21	35	56	4.7	15-0	12	21	1	5	324	123	10.3
Emma Wolfram	4-0	14-31	.452	0-1	.000	9-11	.818	11	15	26	6.5	8-0	5	7	10	2	96	37	9.3
Anne Bailey	3-1	13-27	.481	0-2	.000	1-4	.250	3	10	13	4.3	5-0	2	6	1	2	64	27	9.0
Taelor Karr	4-4	10-28	.357	8-19	.421	7-12	.583	2	16	18	4.5	5-0	13	4	1	3	140	35	8.8
Zykera Rice	6-3	23-39	.589	2-3	.666	5-6	.833	4	31	46	7.6	11-0	1	5	1	3	246	53	8.8
Stephanie Hawk	4-3	12-27	.444	1-2	.500	9-11	.818	4	10	14	3.5	5-0	1	4	5	0	86	34	8.5
Elle Tinkle	8-6	18-47	.383	6-15	.400	26-36	.722	16	19	35	4.4	15-0	10	6	1	5	177	68	8.5
Jill Townsend	2-1	7-14	.500	0-4	.000	3-6	.500	1	7	8	4.0	2-0	0	7	1	1	35	17	8.5
Zhane Templeton	2-0	5-8	.625	3-5	.600	3-3	1.000		0	0	0.0	1-0	0	1	0	0	19	16	8.0
Kelli Howell	3-2	12-16	.750	0-0	.000	0-0	.000	2	10	12	4.0	13-2	3	5	3	1	61	24	8.0
Jessie Loera	4-2	11-29	.379	1-9	.111	6-6	1.000	3	7	10	2.5	6-0	14	7	3	2	98	29	7.3
Jenn Wirth	4-1	9-24	.375	0-1	.000	11-14	.786	7	13	20	5.0	9-0	8	6	0	1	85	29	7.3
Janelle Bekkering	11-9	23-71	.324	9-36	.250	22-27	.815	13	31	44	4.0	20-1	15	15	5	15	287	77	7.0
Melody Kempton	6-3	16-30	.533	0-0	.000	8-10	.800	17	10	11	1.8	12-0	4	4	2	6	111	40	6.7
Chandler Smith	4-3	11-31	.355	0-8	.000	3-5	.600	2	10	12	3.0	6-0	9	8	4	5	102	25	6.3
Mandy Nelson	2-0	4-5	.800	2-2	1.000	2-2	1.000	1	3	4	2.0	5-0	0	1	1	1	12	12	6.0
LeeAnne Wirth	4-3	11-24	.458	0-0	.000	2-2	1.000	6	16	22	5.5	9-1	3	4	1	2	90	24	6.0
McKayla Williams	3-1	3-9	.300	0-3	.000	5-6	.833	1	6	7	2.3	3-0	1	2	1	0	18	35	6.0
Katy Ridenour	4-1	8-12	.667	2-6	.333	5-6	.833	1	8	9	2.3	4-0	3	6	2	5	91	23	5.8
Georgia Stirton	5-5	9-27	.333	3-7	.428	8-12	.667	3	13	16	3.2	11-0	12	9	0	4	131	29	5.8
Katie Campbell	3-2	5-14	.357	5-11	.455	2-2	1.000	1	10	11	3.7	7-0	1	4	2	2	71	17	5.7
Emma Stach	7-4	14-31	.452	7-14	.500	5-5	1.000	2	2	12	1.7	7-0	11	8	0	3	144	40	5.7
Cierra Walker	3-3	4-18	.222	4-17	.235	5-6	.833	1	12	13	4.3	4-0	4	4	0	1	87	17	5.6
Kiara Kudron	3-1	8-25	.320	0-1	.000	1-5	.200	9	11	20	6.7	8-0	5	6	1	2	64	17	5.6
Raeanna Jewell	3-3	6-21	.286	4-11	.363	0-0	.000	6	12	18	6.0	10-1	5	7	0	3	84	16	5.3
Jami Bjorklund	5-5	11-29	.379	3-8	.375	1-1	1.000	6	9	15	3.0	7-0	8	4	0	2	101	26	5.2
Delphine Lecoultre	3-0	7-9	.777	1-1	1.000	0-2	.000	0	2	2	0.6	1-0	1	1	1	0	23	15	5.0
Shelby Cheslek	9-9	19-40	.475	0-0	.000	5-9	.555	17	28	45	5.0	26-0	5	13	14	3	166	43	4.8
Kelly Bowen	12-7	20-54	.370	4-20	.200	11-17	.647	16	41	57	4.8	22-0	6	11	2	11	270	55	4.6
Kaylynne Truong	4-1	6-24	.250	4-14	.286	2-4	.500	1	7	8	2.0	7-0	11	9	1	3	101	18	4.5
Louise Forsyth	2-0	2-3	.667	2-2	1.000	2-2	1.000	1	2	3	1.5	5-0	0	2	0	0	30	8	4.0
Sasha Polishchuk	1-0	2-4	.500	0-0	.000	0-0	.000	0	1	1	1.0	1-0	2	10	0	1	19	4	4.0
Anamaria Virjoghe	3-2	5-8	.625	0-0	.000	2-3	.667	1	7	8	3.3	3-0	1	3	3	2	40	12	4.0
Brynna Maxwell	1-10	0-5	.000	0-5	.000	2-2	1.000	2	0	2	2.0	1-0	0	0	0	0	23	4	4.0
Heidi Phillips	3-0	5-8	.625	0-0	.000	1-1	.000	0	5	5	1.6	2-0	3	4	0	0	42	11	3.6
Lindsay Sherbert	6-0	8-22	.364	3-13	.231	2-2	1.000	1	12	13	2.2	8-0	6	3	0	2	71	21	3.5
Elaina Renius	2-0	2-7	.286	0-0	.000	3-4	.750	6	8	14	7.0	2-0	1	2	2	1	24	7	3.5
Shaniqua Nilles	9-2	7-18	.389	5-13	.385	11-12	.917	4	5	9	1.0	16-1	8	9	0	9	139	30	3.3
Makenlee Williams	1-0	1-4	.250	1-4	.250	0-0	.000	1	0	1	1.0	5-1	1	0	0	0	15	3	3.0
Eliza Hollingsworth	3-1	3-7	.429	1-4	.250	0-0	.000	0	5	5	1.7	2-0	1	0	0	0	9	30	3.0
Joy Pauley	3-0	3-10	.300	0-0	.000	2-2	1.000	3	7	10	3.3	2-0	6	1	0	2	58	8	2.6
Abby O'Connor	3-2	4-11	.364	3-6	.500	1-2	.500	4	11	15	3.0	6-0	0	3	1	2	71	12	2.4
Claire Raap	9-0	10-19	.526	0-1	.000	1-4	.250	5	11	16	1.8	7-0	5	5	1	4	85	21	2.3
Jazmine Redmon	9-1	7-25	.280	1-9	.111	4-6	.667	6	13	19	2.1	15-0	15	11	1	11	143	19	2.1
Rachel Kane	3-1	2-6	.333	2-5	.400	0-0	.000	2	5	7	2.3	0-0	7	9	0	0	49	6	2.0
Chelsea Waters	8-0	5-13	.385	4-7	.571	0-1	.000	1	7	8	1.0	7-0	1	0	0	2	44	14	1.8
Meghan Winters	2-0	1-5	.200	1-3	.333	0-0	.000	0	0	0	0.0	0-0	0	0	0	0	12	3	1.5
Stephanie Golden	4-0	3-7	.429	0-0	.000	0-0	.000	2	2	4	1.3	4-0	1	2	0	0	15	6	1.5
Claudia Morgan	2-0	1-1	1.000	0-0	.000	0-0	.000	0	2	2	1.0	1-0	1	0	0	0	12	2	1.0
Maria Hassett	3-0	0-1	.000	0-0	.000	2-4	.500	2	1	3	1.5	0-0	0	1	0	1	19	2	1.0
Danielle Walter	5-0	2-8	.250	1-3	.333	0-0	.000	1	2	3	0.6	3-0	3	0	0	1	33	5	1.0
Michelle Gray	3-1	1-5	.200	0-2	.000	0-0	.000	1	6	7	2.3	7-0	19	7	0	3	66	2	0.6
Shannon Reader	8-0	2-7	.000	0-0	.000	1-2	.000	4	4	8	1.0	2-0	3	4	1	0	38	5	0.6
Tatriana Lorenzo	9-0	1-2	.500	0-0	.000	0-0	.000	0	1	1	0.1	0-0	3	4	0	2	38	2	0.2
Juliann Laney	2-2	0-4	.000	0-3	.000	0-0	.000	0	3	3	1.5	1-0	4	2	0	0	20	0	0.0
Katie Prichard	1-0	0-0	.000	0-0	.000	0-0	.000	0	0	0	0.0	1-0	0	2	0	0	2	0	0.0
Kacie Bosch	3-0	0-0	.000	0-0	.000	0-0	.000	0	0	0	0.0	1-0	0	1	0	1	1	0	0.0
Laura Sullivan	1-0	0-0	.000	0-0	.000	0-0	.000	0	0	0	0.0	0-0	0	0	0	0	1	0	0.0
Carter Schick	1-0	0-0	.000	0-0	.000	0-0	.000	0	0	0	0.0	0-0	0	0	0	0	1	0	0.0

PLAYER	GP-GS	FGM-FGA	PCT.	3FG-FGM	PCT.	FTM-FTA	PCT.	OR	DR	REB	AVG.	PF-DQ	A	TO	BLK	ST	MIN	PTS	AVG
Maiki Viela	1-0	0-0	.000	0-0	.000	0-0	.000	0	0	0	0.0	0-0	0	0	0	0	1	0	0.0
Dominique Harris	2-0	0-4	.000	0-1	.000	0-0	.000	0	1	1	0.5	0-0	0	0	1	2	15	0	0.0
Anne Bickelhaupt	1-0	0-1	.000	0-0	.000	0-0	.000	0	0	0	0.0	0-0	0	0	0	0	7	0	0.0
Amanda Brown	1-0	0-0	.000	0-0	.000	0-0	.000	0	0	0	0.0	0-0	0	0	0	0	2	0	0.0
Melissa Holland	1-0	0-1	.000	0-1	.000	0-0	.000	1	0	1	1.0	0-0	0	0	0	0	0	0	0.0
Simone Santos	1-0	0-2	.000	0-0	.000	0-0	.000	0	2	2	2.0	3-0	0	0	0	1	13	0	0.0
Gillian Barfield	1-0	0-0	.000	0-0	.000	0-0	.000	0	0	0	0.0	0-0	0	0	0	0	0	0	0.0
Maud Huijbens	1-0	0-1	.000	0-0	.000	0-0	.000	3	0	3	3.0	1-0	0	0	0	0	15	0	0.0
Esther Little	1-0	0-0	.000	0-0	.000	0-0	.000	0	0	0	0.0	2-0	0	1	0	0	2	0	0.0
Calli Stokes	1-0	0-4	.000	0-0	.000	0-0	.000	0	5	5	5.0	2-0	0	2	0	1	15	0	0.0

POSTSEASON SINGLE GAME RECORDS

High Points - 36 (Ivy Safranski vs. NE Louisiana, 3-26-94)
High Rebounds - 13 (Vivian Frieson vs. North Carolina, 3-20-10)
High Assists - 17 (Courtney Vandersloot vs. UCLA, 3-21-11)

NCAA TOURNAMENT RECORDS

	Individual	Team
Points	34, Courtney Vandersloot vs. Iowa (3/19/11)	92, vs. Iowa (3/19/11)
Rebounds	13, Vivian Frieson vs. North Carolina (3/20/10)	44, 4x: vs. Oklahoma (3/18/17) vs. Rutgers (3/17/12) vs. Iowa (3/19/11)
Assists	17, Courtney Vandersloot vs. UCLA (3/21/11)	23, 2x: vs. UCLA (3/21/11) vs. North Carolina (3/20/10)
Blocks	4, 3x: Emma Wolfram vs. Tennessee (3/28/15) Vivian Frieson vs. Texas A&M (3/22/10) Stephanie Hawk vs. Middle Tennessee State (3/17/07)	8, vs. Texas A&M (3/22/10)
Steals	10, Haiden Palmer vs. Iowa State (3/23/13)	15, vs. Iowa (3/19/11)
FG Made	15, Kayla Standish vs. Iowa (3/19/11)	37, vs. Iowa (3/19/11)
FG Attempts	23, Courtney Vandersloot vs. Iowa (3/19/11)	77, vs. Iowa (3/19/11)
FG %	.800 (8-10) Courtney Vandersloot vs. Louisville (3/26/11)	.558, vs. UCLA (3/21/11)
3Point Made	5, Katie Campbell vs. Little Rock (3/23/19)	9, 2x: vs. George Washington (3/20/15) vs. Rutgers (3/17/12)
3Point Attempts	10, Haiden Palmer vs. Rutgers (3/17/12)	26, vs. Iowa State (3/23/13)
FT Made	15, Courtney Vandersloot vs. UCLA (3/21/11)	29, vs. George Washington (3/20/15)
FT Attempts	17, Courtney Vandersloot vs. UCLA (3/21/11)	34, vs. George Washington (3/20/15)
FT %	(11-11), Courtney Vandersloot vs. Iowa (3/19/11)	1.000, (16-16) vs. Pittsburgh (3/23/09)
Winning Margin		17, vs. Little Rock (3/23/19)
Fewest points allowed		51, vs. Little Rock (3/23/19)
Lowest FG% allowed		.293, vs. George Washington (3/20/15)

Best Averages (minimum three games played)

Points	79.3, 2011
Rebounds	39.7, 2015
Assists	17.0, 2010 and 2011
Blocks	6.3, 2010
Steals	11.3, 2010 and 2011
FG Made	28.5, 2011
FG Attempts	64.3, 2010
FG %	.461, 2015
3Pt Made	5, 2010 and 2015
3Pt Attempts	14, 2012
FT Made	18, 2011 and 2015
FT Attempts	22.7, 2015
FT %	.810, 2011
Winning Margin	12.5, 2015
Points allowed	68.7, 2012 and 2015
FG% allowed	.343, 2015

NCAA TOURNAMENT BOX SCORES

Official Basketball Box Score — Game Totals — Final Statistics
Gonzaga vs Middle Tennessee State
03/17/07 5:00pm at Maples Pavilion

Gonzaga 46 • 24-10

##	Player		Total FG-FGA	3-Ptr FG-FGA	FT-FTA	Rebounds Off	Def	Tot	PF	TP	A	TO	Blk	Stl	Min
30	BOWMAN, Heather	f	3-6	0-0	0-0	1	7	8	3	6	0	3	0	1	26
42	HAWK, Stephanie	f	2-7	0-1	1-2	0	6	6	0	5	1	3	4	0	34
12	KANE, Rachel	g	0-1	0-0	0-0	1	1	2	0	0	3	7	0	0	23
21	RIDENOUR, Katy	g	3-5	0-2	4-4	0	2	2	3	10	0	2	1	3	27
32	BJORKLUND, Jami	g	1-6	0-1	0-0	2	1	3	3	2	2	2	0	0	23
03	POLISHCHUK, Sasha		2-4	0-0	0-0	0	1	1	1	4	2	10	0	1	19
13	HASSETT, Maria		0-0	0-0	0-0	0	0	0	0	0	0	0	0	0	4
31	ELLIOTT, Michelle		4-5	2-2	7-9	3	1	4	2	17	0	5	0	1	23
44	FRIESON, Vivian		1-3	0-0	0-0	1	1	2	0	2	0	4	0	0	8
54	SANTOS, Simone		0-2	0-0	0-0	0	2	2	3	0	0	0	0	1	13
	Team					0	2	2				1			
	Totals		16-39	2-6	12-15	8	24	32	15	46	8	37	5	7	200

FG % 1st Half: 6-17 35.3% 2nd half: 10-22 45.5% Game: 16-39 41.0%
3FG % 1st Half: 0-2 0.0% 2nd half: 2-4 50.0% Game: 2-6 33.3%
FT % 1st Half: 8-10 80.0% 2nd half: 4-5 80.0% Game: 12-15 80.0%

Deadball Rebounds: 1

Middle Tennessee State 85 • 30-3

##	Player		Total FG-FGA	3-Ptr FG-FGA	FT-FTA	Rebounds Off	Def	Tot	PF	TP	A	TO	Blk	Stl	Min
01	Holt, Amber	f	10-14	0-1	3-5	4	2	6	0	23	1	0	0	4	35
04	Horton, Krystle	f	7-14	0-0	0-1	2	5	7	3	14	3	3	0	4	33
02	Abney, Johnna	g	0-1	0-1	2-2	0	0	0	2	2	2	0	0	1	22
12	Orr, Starr	g	4-7	2-3	0-2	3	3	6	4	10	2	3	0	3	33
22	Givens, Chrissy	g	9-20	0-0	6-6	2	3	5	4	24	4	5	0	5	32
10	Pickel, Jackie		1-7	1-6	0-0	0	1	1	1	3	1	0	0	0	15
14	Barclay, Latoya		2-4	2-4	1-2	1	0	1	1	7	0	1	0	0	18
21	Brown, Brandi		0-0	0-0	0-0	1	0	1	3	0	0	0	0	0	8
31	Boyd, Lakira		1-4	0-1	0-0	0	1	1	0	2	0	0	0	0	4
	Team					4	2	6				1			
	Totals		34-71	5-16	12-18	17	17	34	18	85	13	13	0	17	200

FG % 1st Half: 18-40 45.0% 2nd half: 16-31 51.6% Game: 34-71 47.9%
3FG % 1st Half: 1-9 11.1% 2nd half: 4-7 57.1% Game: 5-16 31.3%
FT % 1st Half: 7-8 87.5% 2nd half: 5-10 50.0% Game: 12-18 66.7%

Deadball Rebounds: 2

Officials: Ronald Dressander, Teresa Dahlem, Timothy Daley
Technical fouls: Gonzaga-None. Middle Tennessee State-None.
Attendance:

Score by periods	1st	2nd	Total
Gonzaga	20	26	46
Middle Tennessee State	44	41	85

Official Basketball Box Score — Game Totals — Final Statistics
Gonzaga vs Xavier
03/21/09 7:30 p.m. at Seattle, WA (Bank of America Arena)

Gonzaga 74 • 27-6

##	Player		Total FG-FGA	3-Ptr FG-FGA	FT-FTA	Rebounds Off	Def	Tot	PF	TP	A	TO	Blk	Stl	Min
12	FRIESON, Vivian	f	7-15	0-2	3-4	1	4	5	2	17	3	3	3	1	38
30	BOWMAN, Heather	f	9-17	0-0	5-5	2	2	4	3	23	1	1	0	0	38
11	BEKKERING, Janelle	g	2-5	1-4	2-2	0	5	5	0	7	3	1	1	1	31
21	VANDERSLOOT,Courtne	g	5-10	0-2	5-5	0	6	6	2	15	11	3	0	1	38
32	SCHAEFER, Jami	g	1-4	1-1	0-0	1	2	3	1	3	0	1	0	0	20
10	LORENZO, Tatriana		0-0	0-0	0-0	0	1	1	0	0	1	0	0	0	2
31	READER, Shannon		0-1	0-0	0-0	0	1	1	0	0	0	0	0	0	2
33	STANDISH, Kayla		1-1	1-1	0-0	0	0	0	1	3	0	0	0	0	3
35	RAAP, Claire		1-1	0-0	0-0	0	2	2	1	2	1	0	0	0	5
44	BOWEN, Kelly		2-7	0-1	0-2	2	3	5	2	4	0	1	0	1	23
	Team					0	5	5							
	Totals		28-61	3-11	15-18	6	31	37	12	74	20	10	4	4	200

FG % 1st Half: 13-31 41.9% 2nd half: 15-30 50.0% Game: 28-61 45.9%
3FG % 1st Half: 2-5 40.0% 2nd half: 1-6 16.7% Game: 3-11 27.3%
FT % 1st Half: 1-3 33.3% 2nd half: 14-15 93.3% Game: 15-18 83.3%

Deadball Rebounds: 2,1

Xavier 59 • 25-7

##	Player		Total FG-FGA	3-Ptr FG-FGA	FT-FTA	Rebounds Off	Def	Tot	PF	TP	A	TO	Blk	Stl	Min
42	Phillips, April	f	3-8	0-0	0-0	0	6	6	5	6	1	3	0	0	21
53	Phillips, Ta'Shia	c	11-18	0-0	4-5	10	8	18	2	26	0	1	1	1	35
01	Jennings, Special	g	2-6	1-2	2-2	0	2	2	3	7	7	1	0	0	36
20	Reed, Tudy	g	5-19	0-5	0-3	4	5	9	1	10	2	3	0	0	35
24	Taylor, Jerri	g	0-11	0-9	0-0	1	2	3	4	0	2	4	0	2	37
00	Moss, Tyeasha		0-0	0-0	0-0	0	0	0	0	0	0	0	0	0	5
04	Jernigan, Dee Dee		3-11	2-3	2-2	1	4	5	0	10	3	0	0	1	24
12	Barringer, Alesia		0-0	0-0	0-0	0	0	0	0	0	1	0	0	0	4
23	Askew, Megan		0-0	0-0	0-0	0	0	0	0	0	0	0	0	0	2
52	Moore, Brittney		0-0	0-0	0-0	0	0	0	0	0	0	1	0	0	1
	Team					3	1	4				2			
	Totals		24-73	3-19	8-12	19	28	47	15	59	16	15	1	4	200

FG % 1st Half: 12-35 34.3% 2nd half: 12-38 31.6% Game: 24-73 32.9%
3FG % 1st Half: 2-6 33.3% 2nd half: 1-13 7.7% Game: 3-19 15.8%
FT % 1st Half: 0-2 0.0% 2nd half: 8-10 80.0% Game: 8-12 66.7%

Deadball Rebounds: 2

Officials: Michael Price, Anita Ortega, Charles Gonzalez
Technical fouls: Gonzaga-None. Xavier-None.
Attendance: 2853
First Round Game #2
● NCAA TOURNAMENT, First and Second Rounds - Seattle, Wash.

Score by periods	1st	2nd	Total
Gonzaga	29	45	74
Xavier	26	33	59

Points	In Paint	Off T/O	2nd Chance	Fast Break	Bench
GON	32	13	6	10	9
XU	40	6	19	2	10

Last FG - GON 2nd-00:17, XU 2nd-00:52.
Largest lead - GON by 18 2nd-00:17, XU None.
GON led for 36:54. XU led for 00:00. Game was tied for 03:06.

Score tied - 3 times.
Lead changed - 0 times.

Official Basketball Box Score — Game Totals — Final Statistics
Gonzaga vs Pittsburgh
03/23/09 6:30 p.m. at Seattle, WA (Bank of America Arena)

Gonzaga 60 • 27-7

##	Player		Total FG-FGA	3-Ptr FG-FGA	FT-FTA	Rebounds Off	Def	Tot	PF	TP	A	TO	Blk	Stl	Min
12	FRIESON, Vivian	f	2-6	0-0	0-0	1	7	8	3	4	2	3	3	1	38
32	SCHAEFER, Jami	f	4-7	1-3	1-1	1	1	2	3	10	0	1	0	0	16
30	BOWMAN, Heather	c	5-15	0-0	5-5	3	4	7	1	15	2	4	0	0	38
11	BEKKERING, Janelle	g	2-8	1-4	4-4	1	4	5	5	9	0	3	0	2	35
21	VANDERSLOOT,Courtne	g	6-16	0-2	6-6	1	6	7	2	18	7	4	0	5	27
10	LORENZO, Tatriana		0-0	0-0	0-0	0	0	0	0	0	0	2	0	0	13
33	STANDISH, Kayla		0-2	0-1	0-0	0	0	0	0	0	0	0	0	0	6
35	RAAP, Claire		1-2	0-0	0-0	0	0	0	1	2	0	0	0	0	4
44	BOWEN, Kelly		1-2	0-1	0-0	0	4	4	0	2	0	1	1	1	23
	Team					3	2	5							
	Totals		21-58	2-11	16-16	10	28	38	15	60	11	18	4	9	200

FG % 1st Half: 9-30 30.0% 2nd half: 12-28 42.9% Game: 21-58 36.2%
3FG % 1st Half: 0-4 0.0% 2nd half: 2-7 28.6% Game: 2-11 18.2%
FT % 1st Half: 6-6 100.0 2nd half: 10-10 100.0 Game: 16-16 100.0

Deadball Rebounds: 0

Pittsburgh 65 • 25-7

##	Player		Total FG-FGA	3-Ptr FG-FGA	FT-FTA	Rebounds Off	Def	Tot	PF	TP	A	TO	Blk	Stl	Min
02	Sallard, Sophronia	f	2-8	0-0	0-0	0	1	1	2	4	4	3	0	3	28
25	Scott, Shayla	f	2-9	1-3	2-2	2	6	8	4	7	3	4	0	2	37
40	Wilson, Pepper	c	4-6	0-0	2-2	2	5	7	2	10	0	1	4	1	14
01	Zellous, Shavonte	g	6-21	2-4	10-12	2	5	7	3	24	1	2	0	0	35
33	Stewart, Xenia	g	3-5	2-2	4-4	0	2	2	1	12	3	2	1	1	40-
10	Harrison, Taneisha		2-7	0-2	2-2	1	2	3	3	6	1	3	0	1	18
22	Cole, Chelsea		1-3	0-0	0-0	2	4	6	1	2	0	0	5	1	28
	Team					2	1	3							
	Totals		20-59	5-11	20-22	11	26	37	16	65	12	15	10	9	200

FG % 1st Half: 9-30 30.0% 2nd half: 11-29 37.9% Game: 20-59 33.9%
3FG % 1st Half: 2-7 28.6% 2nd half: 3-4 75.0% Game: 5-11 45.5%
FT % 1st Half: 4-4 100.0 2nd half: 16-18 88.9% Game: 20-22 90.9%

Deadball Rebounds: 2,1

Officials: Michael Price, Gator Parrish, Shelley Nakasone
Technical fouls: Gonzaga-BEKKERING, Janelle. Pittsburgh-Scott, Shayla.
Attendance: 2270
NCAA Second Round Game
● NCAA TOURNAMENT, First and Second Rounds - Seattle, Wash.

Score by periods	1st	2nd	Total
Gonzaga	24	36	60
Pittsburgh	24	41	65

Points	In Paint	Off T/O	2nd Chance	Fast Break	Bench
GON	30	14	5	10	4
PITT	22	17	12	4	8

Last FG - GON 2nd-00:44, PITT 2nd-00:49.
Largest lead - GON by 7 1st-14:47, PITT by 6 1st-03:59.
GON led for 15:01. PITT led for 16:53. Game was tied for 08:06.

Score tied - 14 times.
Lead changed - 16 times.

Official Basketball Box Score — Game Totals — Final Statistics
North Carolina vs Gonzaga
03/20/10 7:30 p.m. at Seattle, Wash. - Bank of America Arena

North Carolina 76 • 19-12

##	Player		Total FG-FGA	3-Ptr FG-FGA	FT-FTA	Rebounds Off	Def	Tot	PF	TP	A	TO	Blk	Stl	Min
33	Broomfield, Laura	f	7-15	0-0	2-4	6	8	14	1	16	0	3	0	4	34
20	Shegog, Chay	c	9-10	0-0	1-4	2	7	9	3	19	2	1	1	1	29
22	DeGraffenreid,Cetera	g	2-14	0-3	7-8	2	0	2	4	11	6	2	0	4	38
44	Ruffin-Pratt, Tierra	g	1-7	0-1	0-0	1	4	5	2	2	4	0	1	0	24
50	Lucas, Italee	g	7-18	2-6	0-0	0	4	4	1	16	1	3	0	2	26
01	White, She'la		2-6	1-5	0-0	0	2	2	1	5	0	4	0	0	21
03	Bursey, Trinity		1-4	1-2	0-0	1	2	3	2	3	2	2	0	1	12
21	Gross, Krista		0-1	0-1	0-0	0	0	0	0	0	0	1	0	0	4
32	Rolle, Waltiea		0-1	0-0	2-2	1	3	4	1	2	0	2	3	0	10
42	Robertson-Warren C.		1-2	0-0	0-0	0	0	0	1	2	0	0	0	0	2
	Team					4	1	5							
	Totals		30-78	4-18	12-18	17	31	48	16	76	15	18	5	12	200

FG % 1st Half: 18-41 43.9% 2nd half: 12-37 32.4% Game: 30-78 38.5%
3FG % 1st Half: 2-9 22.2% 2nd half: 2-9 22.2% Game: 4-18 22.2%
FT % 1st Half: 6-9 66.7% 2nd half: 6-9 66.7% Game: 12-18 66.7%

Deadball Rebounds: 3,1

Gonzaga 82 • 28-4

##	Player		Total FG-FGA	3-Ptr FG-FGA	FT-FTA	Rebounds Off	Def	Tot	PF	TP	A	TO	Blk	Stl	Min
12	FRIESON, Vivian	f	8-19	0-0	0-0	3	10	13	1	16	3	4	3	1	37
30	BOWMAN, Heather	f	7-15	0-0	0-1	2	3	5	1	14	2	1	1	3	37
11	BEKKERING, Janelle	g	1-3	0-1	0-0	1	1	2	1	2	0	1	1	0	11
21	VANDERSLOOT,Courtne	g	4-9	0-4	1-2	1	1	2	1	9	15	6	1	5	35
34	SHIVES, Tiffanie	g	5-8	4-6	2-3	0	3	3	1	16	1	1	0	0	22
10	LORENZO, Tatriana		0-0	0-0	0-0	0	0	0	0	0	1	0	0	0	3
23	REDMON, Katelan		8-11	2-2	0-0	1	3	4	2	18	1	3	0	0	27
32	STANDISH, Kayla		0-3	0-1	0-0	0	2	2	3	0	0	0	0	0	8
44	BOWEN, Kelly		3-7	0-3	1-2	2	3	5	2	7	0	0	0	2	20
	Team					1	5	6							
	Totals		36-75	6-17	4-8	11	31	42	12	82	23	16	6	11	200

FG % 1st Half: 22-44 50.0% 2nd half: 14-31 45.2% Game: 36-75 48.0%
3FG % 1st Half: 2-9 22.2% 2nd half: 4-8 50.0% Game: 6-17 35.3%
FT % 1st Half: 2-4 50.0% 2nd half: 2-4 50.0% Game: 4-8 50.0%

Deadball Rebounds: 0,3

Officials: Michael Price, Maj Forsberg, Peter Contreras
Technical fouls: North Carolina-None. Gonzaga-None.
Attendance: 3656
2010 NCAA Women's Basketball Championship - First Round, Game 2

Score by periods	1st	2nd	Total
North Carolina	44	32	76
Gonzaga	48	34	82

Points	In Paint	Off T/O	2nd Chance	Fast Break	Bench
NC	46	18	15	10	12
GON	40	17	12	17	25

Last FG - NC 2nd-00:14, GON 2nd-01:22.
Largest lead - NC by 8 1st-17:36, GON by 9 1st-12:38.
NC led for 11:22. GON led for 24:12. Game was tied for 04:26.

Score tied - 8 times.
Lead changed - 6 times.

Official Basketball Box Score — Game Totals — Final Statistics
Gonzaga vs Texas A&M
03/22/10 6:30 p.m. at Seattle, Wash. - Bank of America Arena

Gonzaga 72 • 29-4

##	Player		Total FG-FGA	3-Ptr FG-FGA	FT-FTA	Rebounds Off	Def	Tot	PF	TP	A	TO	Blk	Stl	Min
12	**FRIESON, Vivian**	f	8-14	1-1	6-8	3	6	9	0	23	5	2	4	3	38
30	BOWMAN, Heather	f	3-8	0-0	0-0	2	1	3	1	6	1	0	1	1	31
11	**BEKKERING, Janelle**	g	2-6	1-3	0-0	1	7	8	0	5	1	0	1	1	20
21	VANDERSLOOT,Courtne	g	4-9	1-2	0-1	0	5	5	5	9	6	11	1	3	34
34	**SHIVES, Tiffanie**	g	3-7	3-6	2-2	0	4	4	4	11	1	0	0	0	32
10	LORENZO, Tatriana		0-1	0-0	0-0	0	0	0	0	0	1	2	0	2	6
23	**REDMON, Katelan**		3-9	0-0	4-4	2	3	5	0	10	0	1	0	0	23
32	STANDISH, Kayla		3-5	0-0	2-3	2	0	2	2	8	0	1	1	1	10
44	**BOWEN, Kelly**		0-0	0-0	0-0	0	0	0	0	0	0	0	0	0	6
	Team					1	0	1							
	Totals		26-59	6-12	14-18	11	26	37	12	72	15	17	8	11	200

FG % 1st Half: 16-31 51.6% 2nd half: 10-28 35.7% Game: 26-59 44.1%
3FG % 1st Half: 3-6 50.0% 2nd half: 3-6 50.0% Game: 6-12 50.0%
FT % 1st Half: 7-8 87.5% 2nd half: 7-10 70.0% Game: 14-18 77.8%
Deadball Rebounds 0

Texas A&M 71 • 26-8

##	Player		Total FG-FGA	3-Ptr FG-FGA	FT-FTA	Rebounds Off	Def	Tot	PF	TP	A	TO	Blk	Stl	Min
02	**Buchanan, Damitria**	f	0-1	0-0	0-0	3	2	5	2	0	0	0	0	1	14
21	Elonu, Adaora	f	3-11	0-0	1-2	4	10	14	2	7	5	1	2	0	34
04	**Carter, Sydney**	g	3-11	1-3	0-0	0	2	2	3	7	2	1	1	1	25
20	White, Tyra	g	5-9	1-3	0-0	0	4	4	0	11	0	3	2	4	31
22	**Smith, Tanisha**	g	8-12	1-2	0-2	1	2	3	1	17	2	7	1	3	40
23	Adams, Danielle		8-14	0-0	3-7	5	5	10	4	19	2	0	2	2	31
40	**Assanian, Kelsey**		0-0	0-0	0-0	0	0	0	1	0	0	1	0	0	1
51	Colson, Sydney		3-8	0-2	4-4	0	0	0	2	10	5	5	0	4	24
	Team					2	1	3	1						
	Totals		30-66	3-10	8-15	15	26	41	16	71	16	18	8	15	200

FG % 1st Half: 14-31 45.2% 2nd half: 16-35 45.7% Game: 30-66 45.5%
3FG % 1st Half: 0-3 0.0% 2nd half: 3-7 42.9% Game: 3-10 30.0%
FT % 1st Half: 3-4 75.0% 2nd half: 5-11 45.5% Game: 8-15 53.3%
Deadball Rebounds 2

Officials: Michael Price, Penny Davis, Marj Forsberg
Technical fouls: Gonzaga-None. Texas A&M-TEAM.
Attendance: 3142

Score by periods	1st	2nd	Total
Gonzaga	42	30	72
Texas A&M	31	40	71

Points	In Paint	Off T/O	2nd Chance	Fast Break	Bench
GON	28	21	6	12	18
TAMU	40	22	11	12	29

Last FG - GON 2nd-00:18, TAMU 2nd-00:39.
Largest lead - GON by 13 2nd-18:55, TAMU by 3 2nd-04:06.
GON led for 32:00. TAMU led for 02:17. Game was tied for 05:43.

Score tied - 6 times.
Lead changed - 6 times.

Official Basketball Box Score — Game Totals — Final Statistics
Gonzaga vs Xavier
03/27/10 8:30 pm at Sacramento, Calif. (Arco Arena)

Gonzaga 56 • 29-5

##	Player		Total FG-FGA	3-Ptr FG-FGA	FT-FTA	Rebounds Off	Def	Tot	PF	TP	A	TO	Blk	Stl	Min
12	**FRIESON, Vivian**	f	2-8	0-2	5-6	0	4	4	2	9	1	3	2	2	36
30	BOWMAN, Heather	f	4-12	0-0	4-4	1	1	2	1	12	1	2	1	0	34
11	**BEKKERING, Janelle**	g	0-1	0-1	1-2	0	1	1	2	1	0	3	0	2	14
21	VANDERSLOOT,Courtne	g	3-8	0-2	0-0	2	5	7	3	6	11	6	1	5	37
34	**SHIVES, Tiffanie**	g	4-10	3-6	0-0	0	2	2	0	11	0	0	0	1	34
10	LORENZO, Tatriana		0-0	0-0	0-0	0	0	0	0	0	0	0	0	0	2
23	**REDMON, Katelan**		7-14	0-0	0-0	4	1	5	4	14	0	1	0	0	26
31	READER, Shannon		0-0	0-0	0-0	0	0	0	0	0	0	0	0	0	1
32	**STANDISH, Kayla**		1-5	0-0	1-3	1	1	2	1	3	0	0	1	2	9
35	RAAP, Claire		0-0	0-0	0-0	0	1	1	0	0	0	0	0	0	1
44	**BOWEN, Kelly**		0-1	0-1	0-0	0	0	0	1	0	0	1	0	0	6
	Team					4	1	5							
	Totals		21-59	3-12	11-15	12	17	29	14	56	13	16	5	12	200

FG % 1st Half: 12-30 40.0% 2nd half: 9-29 31.0% Game: 21-59 35.6%
3FG % 1st Half: 3-10 30.0% 2nd half: 0-2 0.0% Game: 3-12 25.0%
FT % 1st Half: 4-7 57.1% 2nd half: 7-8 87.5% Game: 11-15 73.3%
Deadball Rebounds 1

Xavier 74 • 30-3

##	Player		Total FG-FGA	3-Ptr FG-FGA	FT-FTA	Rebounds Off	Def	Tot	PF	TP	A	TO	Blk	Stl	Min
11	**HARRIS, Amber**	f	6-13	2-2	0-0	1	9	10	3	14	0	6	2	0	34
42	PHILLIPS, April	f	1-2	0-0	0-0	0	2	2	1	2	2	3	0	3	24
53	**PHILLIPS, Ta'Shia**	c	10-13	0-0	2-4	8	6	14	3	22	0	2	1	0	31
00	MOSS, Tyeasha	g	0-3	0-2	1-2	0	0	0	1	1	6	4	1	0	28
01	**JENNINGS, Special**	g	4-8	1-1	3-4	1	1	2	1	12	5	2	0	4	37
04	JERNIGAN, Dee Dee		3-8	0-0	2-3	3	4	7	2	8	3	3	1	1	20
12	**BARRINGER, Alesia**		0-1	0-0	0-0	0	0	0	2	0	0	0	0	0	2
13	HESTER, Maureen		0-0	0-0	0-0	0	0	0	0	0	0	0	0	0	1
40	**RUTAN, Katie**		4-10	4-10	3-3	0	2	2	0	15	1	1	0	0	22
52	MOORE, Brittney		0-0	0-0	0-0	0	1	1	0	0	0	0	0	0	1
	Team					5	4	9				1			
	Totals		28-58	7-15	11-16	18	29	47	13	74	17	22	5	8	200

FG % 1st Half: 12-26 46.2% 2nd half: 16-32 50.0% Game: 28-58 48.3%
3FG % 1st Half: 5-10 50.0% 2nd half: 2-5 40.0% Game: 7-15 46.7%
FT % 1st Half: 3-5 60.0% 2nd half: 8-11 72.7% Game: 11-16 68.8%
Deadball Rebounds 0

Officials: Bryan Enterline, Clarke Stevens, Angelica Suffren
Technical fouls: Gonzaga-None. Xavier-None.
Attendance: 5784
NCAA Sacramento Region Semifinal 2

Score by periods	1st	2nd	Total
Gonzaga	31	25	56
Xavier	32	42	74

Points	In Paint	Off T/O	2nd Chance	Fast Break	Bench
GON	30	19	15	13	17
XU	40	16	15	2	23

Last FG - GON 2nd-02:00, XU 2nd-00:49.
Largest lead - GON by 3 1st-17:27, XU by 18 2nd-00:31.
GON led for 04:08. XU led for 29:48. Game was tied for 06:04.

Score tied - 7 times.
Lead changed - 6 times.

Official Basketball Box Score — Game Totals — Final Statistics
GONZAGA BULLDOGS vs IOWA HAWKEYES
03/19/11 1:00 pm at McCarthey Athletic Center - Spokane, WA

GONZAGA BULLDOGS 92 • 29-4

##	Player		Total FG-FGA	3-Ptr FG-FGA	FT-FTA	Rebounds Off	Def	Tot	PF	TP	A	TO	Blk	Stl	Min
32	**STANDISH, Kayla**	f	15-20	0-0	0-0	3	4	7	3	30	0	4	1	0	30
44	BOWEN, Kelly	f	1-2	0-1	1-2	0	4	4	4	3	1	1	0	3	18
11	**BEKKERING, Janelle**	g	4-10	2-6	1-2	1	5	6	2	11	5	1	2	3	39
21	VANDERSLOOT,Courtne	g	10-23	3-5	11-11	1	6	7	3	34	7	5	0	4	37
23	**REDMON, Katelan**	g	5-15	0-1	0-2	3	6	9	1	10	4	1	0	2	37
31	READER, Shannon		0-1	0-0	0-0	0	0	0	0	0	1	2	1	0	8
34	**REDMON, Jazmine**		0-1	0-1	0-0	1	1	2	1	0	1	0	0	1	11
35	RAAP, Claire		2-5	0-0	0-0	4	2	6	2	4	2	2	0	2	20
	Team					2	1	3							
	Totals		37-77	5-14	13-17	15	29	44	16	92	21	16	4	15	200

FG % 1st Half: 17-42 40.5% 2nd half: 20-35 57.1% Game: 37-77 48.1%
3FG % 1st Half: 2-7 28.6% 2nd half: 3-7 42.9% Game: 5-14 35.7%
FT % 1st Half: 1-4 25.0% 2nd half: 12-13 92.3% Game: 13-17 76.5%
Deadball Rebounds 1

IOWA HAWKEYES 86 • 22-9

##	Player		Total FG-FGA	3-Ptr FG-FGA	FT-FTA	Rebounds Off	Def	Tot	PF	TP	A	TO	Blk	Stl	Min
20	**KREI, Kelly**	f	4-10	4-9	3-4	0	5	5	3	15	0	1	0	0	29
12	JOHNSON, Morgan	c	5-10	0-0	0-0	4	5	9	4	10	0	1	1	1	27
02	**WHALIN, Kamille**	g	2-8	2-4	2-2	0	5	5	0	8	6	6	0	0	35
21	ALEXANDER, Kachine	g	7-13	0-2	4-5	4	7	11	5	18	9	5	1	0	39
24	**PRINTY, Jaime**	g	8-19	5-11	4-6	0	2	2	3	25	3	5	0	4	31
03	HANSEN, Kalli		2-3	1-1	0-0	0	0	0	0	5	1	1	0	0	18
11	**NESBITT, Trisha**		0-0	0-0	0-0	0	0	0	0	0	0	0	0	0	8
22	CERMAK, Kelsey		2-4	1-2	0-0	0	0	0	0	5	0	0	0	0	13
	Team					1	4	5							
	Totals		30-67	13-29	13-17	9	28	37	15	86	19	19	2	5	200

FG % 1st Half: 14-29 48.3% 2nd half: 16-38 42.1% Game: 30-67 44.8%
3FG % 1st Half: 7-14 50.0% 2nd half: 6-15 40.0% Game: 13-29 44.8%
FT % 1st Half: 9-12 75.0% 2nd half: 4-5 80.0% Game: 13-17 76.5%
Deadball Rebounds 3

Officials: Bryan Enterline, Shelley Nakasone, James Morrell
Technical fouls: GONZAGA BULLDOGS-None. IOWA HAWKEYES-None.
Attendance: 5632

Score by periods	1st	2nd	Total
GONZAGA BULLDOGS	37	55	92
IOWA HAWKEYES	44	42	86

Points	In Paint	Off T/O	2nd Chance	Fast Break	Bench
GON	46	13	14	17	4
IOWA	24	19	11	4	10

Last FG - GON 2nd-01:16, IOWA 2nd-00:23.
Largest lead - GON by 8 2nd-06:32, IOWA by 7 1st-01:28.
GON led for 19:03. IOWA led for 14:47. Game was tied for 06:09.

Score tied - 12 times.
Lead changed - 9 times.

Official Basketball Box Score — Game Totals — Final Statistics
GONZAGA BULLDOGS vs UCLA BRUINS
03/21/11 6:30 pm at McCARTHEY ATHLETIC CENTER - SPOKANE, WA

GONZAGA BULLDOGS 89 • 30-4

##	Player		Total FG-FGA	3-Ptr FG-FGA	FT-FTA	Rebounds Off	Def	Tot	PF	TP	A	TO	Blk	Stl	Min
32	**STANDISH, Kayla**	f	11-14	1-1	7-7	2	8	10	3	30	1	2	0	3	39
44	BOWEN, Kelly	f	0-2	0-0	0-0	0	4	4	4	0	1	2	0	0	24
11	**BEKKERING, Janelle**	g	2-8	1-6	4-5	1	3	4	3	9	3	2	0	3	35
21	VANDERSLOOT,Courtne	g	6-13	2-3	15-17	1	6	7	1	29	17	8	0	5	38
23	**REDMON, Katelan**	g	7-10	0-0	1-2	2	4	6	2	15	1	1	0	0	39
34	REDMON, Jazmine		0-0	0-0	0-0	0	0	0	0	0	0	0	0	0	6
35	**RAAP, Claire**		3-5	0-1	0-2	0	1	1	0	6	0	1	0	0	19
	Team					0	1	1							
	Totals		29-52	4-11	27-33	6	27	33	13	89	23	16	0	11	200

FG % 1st Half: 13-27 48.1% 2nd half: 16-25 64.0% Game: 29-52 55.8%
3FG % 1st Half: 1-5 20.0% 2nd half: 3-6 50.0% Game: 4-11 36.4%
FT % 1st Half: 8-11 72.7% 2nd half: 19-22 86.4% Game: 27-33 81.8%
Deadball Rebounds 3

UCLA BRUINS 75 • 28-5

##	Player		Total FG-FGA	3-Ptr FG-FGA	FT-FTA	Rebounds Off	Def	Tot	PF	TP	A	TO	Blk	Stl	Min
11	**NYINGIFA, Akonye**	f	2-6	0-0	3-4	4	3	7	0	7	1	1	1	3	20
33	DIXON, Jasmine	f	6-10	0-0	6-9	5	5	10	2	18	4	4	0	0	27
03	**MORRIS, Darxia**	g	8-12	2-4	2-3	0	2	2	4	20	2	3	0	1	31
21	CAMPBELL, Doreena	g	3-11	0-5	0-0	0	2	2	5	6	4	4	0	4	34
23	**WALKER, Markel**	g	3-9	0-1	2-2	1	3	4	2	8	5	3	0	2	30
01	EARL, Nina		1-2	0-1	0-0	0	1	1	2	2	0	0	0	0	8
04	**NZEKWE, Christina**		0-2	0-0	0-0	1	0	1	0	0	1	0	0	0	6
05	WILLIAMS, Mariah		0-0	0-0	0-0	0	0	0	5	0	0	0	0	0	9
34	**COSTA, Corinne**		0-1	0-0	0-0	0	0	0	1	0	0	0	0	0	6
35	GARDNER, Rebekah		5-11	2-3	2-2	2	2	4	2	14	0	0	0	1	29
	Team					0	2	2				1			
	Totals		28-64	4-14	15-20	13	20	33	23	75	17	16	1	11	200

FG % 1st Half: 16-35 45.7% 2nd half: 12-29 41.4% Game: 28-64 43.8%
3FG % 1st Half: 1-4 25.0% 2nd half: 3-10 30.0% Game: 4-14 28.6%
FT % 1st Half: 5-6 83.3% 2nd half: 10-14 71.4% Game: 15-20 75.0%
Deadball Rebounds 1

Officials: Michael Price, Bryan Enterline, Shelley Nakasone
Technical fouls: GONZAGA BULLDOGS-None. UCLA BRUINS-None.
Attendance: 5804
Second Round NCAA Tournament Game

Score by periods	1st	2nd	Total
GONZAGA BULLDOGS	35	54	89
UCLA BRUINS	38	37	75

Points	In Paint	Off T/O	2nd Chance	Fast Break	Bench
GON	28	18	9	12	6
UCLA	32	16	13	4	16

Last FG - GON 2nd-02:32, UCLA 2nd-04:12.
Largest lead - GON by 14 2nd-00:22, UCLA by 7 1st-06:10.
GON led for 16:56. UCLA led for 20:02. Game was tied for 03:01.

Score tied - 6 times.
Lead changed - 8 times.

Official Basketball Box Score — Game Totals — Final Statistics
GONZAGA BULLDOGS vs LOUISVILLE CARDINALS
3/26/11 6:00 p.m. at SPOKANE ARENA - SPOKANE, WA

GONZAGA BULLDOGS 76 • 31-4

##	Player		Total FG-FGA	3-Ptr FG-FGA	FT-FTA	Rebounds Off	Def	Tot	PF	TP	A	TO	Blk	Stl	Min
32	STANDISH, Kayla	f	4-10	0-0	0-0	1	2	3	4	8	0	2	2	0	31
44	BOWEN, Kelly	f	4-9	1-3	3-4	2	5	7	1	12	1	1	0	1	32
11	BEKKERING, Janelle	g	3-11	0-2	9-10	3	0	3	3	15	2	0	0	3	37
21	VANDERSLOOT,Courtne	g	8-10	1-1	12-14	0	5	5	0	29	7	7	0	7	39
23	REDMON, Katelan	g	5-14	0-1	0-0	3	4	7	2	10	1	3	0	2	39
10	LORENZO, Tatriana		0-0	0-0	0-0	0	0	0	0	0	0	0	0	0	0+
31	READER, Shannon		0-0	0-0	0-0	0	0	0	0	0	0	0	0	0	0+
34	REDMON, Jazmine		0-0	0-0	0-0	1	0	1	3	0	0	0	0	0	3
36	RAAP, Claire		1-3	0-0	0-0	0	4	4	2	2	1	0	1	0	19
	Team					0	3	3							
	Totals		25-57	2-7	24-28	10	23	33	15	76	12	13	3	13	200

FG % 1st Half: 15-30 50.0% 2nd half: 10-27 37.0% Game: 25-57 43.9%
3FG % 1st Half: 1-5 20.0% 2nd half: 1-2 50.0% Game: 2-7 28.6%
FT % 1st Half: 4-6 66.7% 2nd half: 20-22 90.9% Game: 24-28 85.7%

Deadball Rebounds: 3

LOUISVILLE CARDINALS 69 • 22-13

##	Player		Total FG-FGA	3-Ptr FG-FGA	FT-FTA	Rebounds Off	Def	Tot	PF	TP	A	TO	Blk	Stl	Min
31	TAYLOR, Asia	f	3-7	0-0	4-6	6	6	12	4	10	1	4	1	1	31
33	REID, Monique	f	1-2	0-0	0-0	0	0	0	0	2	0	0	0	0	5
45	HINES, Keshia	c	8-14	0-0	1-2	3	3	6	5	17	0	1	0	1	34
23	SCHIMMEL, Shoni	g	8-23	2-10	0-1	1	3	4	3	18	3	2	0	3	37
25	GIBBS, Tia	g	7-13	2-4	0-0	2	2	4	4	16	5	4	0	3	38
01	HARPER, Shelby		0-0	0-0	0-0	0	0	0	1	0	1	0	0	0	4
03	VAILS, Sheronne		1-1	0-0	0-0	0	0	0	1	2	0	1	0	0	5
04	SLAUGHTER, Antonita		0-1	0-1	0-0	0	1	1	0	0	0	0	0	0	4
05	TAY, Charmaine		2-5	0-0	0-0	0	4	4	0	4	3	5	0	0	30
11	BURKE, Becky		0-1	0-1	0-0	1	1	2	1	0	0	1	0	0	12
	Team					4	3	7				1			
	Totals		30-67	4-16	5-9	17	23	40	19	69	13	19	1	8	200

FG % 1st Half: 11-32 34.4% 2nd half: 19-35 54.3% Game: 30-67 44.8%
3FG % 1st Half: 0-9 0.0% 2nd half: 4-7 57.1% Game: 4-16 25.0%
FT % 1st Half: 2-4 50.0% 2nd half: 3-5 60.0% Game: 5-9 55.6%

Deadball Rebounds: 1

Officials: Melissa Barlow, Penny Davis, Maj Forsberg, Darren Krzesnik
Technical fouls: GONZAGA BULLDOGS-None. LOUISVILLE CARDINALS-TEAM.
Attendance: 10717
NCAA SPOKANE REGIONAL
Gonzaga advances to inaugural NCAA Elite Eight

Score by periods	1st	2nd	Total
GONZAGA BULLDOGS	35	41	76
LOUISVILLE CARDINALS	24	45	69

Points	In Paint	Off T/O	2nd Chance	Fast Break	Bench
GON	26	17	10	10	2
LOU	44	17	16	6	6

Last FG - GON 2nd-03:21, LOU 2nd-00:01.
Largest lead - GON by 20 2nd-15:26, LOU by 2 1st-19:26.
GON led for 35:47. LOU led for 01:25. Game was tied for 02:46.

Score tied - 3 times.
Lead changed - 1 time.

Official Basketball Box Score — Game Totals — Final Statistics
GONZAGA BULLDOGS vs STANFORD CARDINAL
3/28/11 6:12 p.m. at SPOKANE ARENA - SPOKANE, WA

GONZAGA BULLDOGS 60 • 31-5

##	Player		Total FG-FGA	3-Ptr FG-FGA	FT-FTA	Rebounds Off	Def	Tot	PF	TP	A	TO	Blk	Stl	Min
11	BEKKERING, Janelle	f	1-7	0-4	1-2	2	2	4	2	3	1	1	0	0	31
32	STANDISH, Kayla	f	7-16	2-2	1-2	2	3	5	4	17	0	1	0	2	37
44	BOWEN, Kelly	f	0-2	0-2	0-0	1	3	4	3	0	1	0	1	1	24
21	VANDERSLOOT,Courtney	g	8-18	3-8	6-6	2	1	3	1	25	9	1	0	2	39
23	REDMON, Katelan	g	6-21	1-4	0-0	0	1	1	0	13	0	2	0	0	38
01	SCHICK, Carter		0-0	0-0	0-0	0	0	0	0	0	0	0	0	0	1
10	LORENZO, Tatriana		0-0	0-0	0-0	0	0	0	0	0	0	0	0	0	2
20	WINTERS, Meghan		0-1	0-1	0-0	0	1	1	1	0	0	0	0	0	1
30	GOLDEN, Stephanie		0-0	0-0	0-0	0	0	0	0	0	0	0	0	0	1
31	READER, Shannon		0-1	0-0	0-0	1	0	1	0	0	0	1	0	0	8
34	REDMON, Jazmine		0-0	0-0	0-0	0	1	1	0	0	0	0	0	0	7
35	RAAP, Claire		1-2	0-0	0-0	1	1	2	1	2	1	0	0	1	11
	Team					2	1	3							
	Totals		23-68	6-21	8-10	11	14	25	12	60	12	6	1	6	200

FG % 1st Half: 15-34 44.1% 2nd half: 8-34 23.5% Game: 23-68 33.8%
3FG % 1st Half: 3-8 37.5% 2nd half: 3-13 23.1% Game: 6-21 28.6%
FT % 1st Half: 5-6 83.3% 2nd half: 3-4 75.0% Game: 8-10 80.0%

Deadball Rebounds: 0,1

STANFORD CARDINAL 83 • 33-2

##	Player		Total FG-FGA	3-Ptr FG-FGA	FT-FTA	Rebounds Off	Def	Tot	PF	TP	A	TO	Blk	Stl	Min
13	OGWUMIKE, Chiney	f	7-14	0-0	4-8	7	8	15	4	18	3	3	1	0	26
14	PEDERSEN, Kayla	f	4-9	0-3	0-0	0	12	12	2	8	2	4	0	0	39
30	OGWUMIKE, Nnemkadi	f	9-11	0-0	5-7	4	7	11	1	23	2	3	1	0	39
15	LA ROCQUE, Lindy	g	3-7	3-7	2-3	0	1	1	2	11	0	3	0	0	31
23	POHLEN, Jeanette	g	6-10	5-8	0-0	0	2	2	2	17	5	4	0	0	37
00	MURPHY, Melanie		1-1	0-0	0-0	0	0	0	0	2	1	0	0	0	3
01	MASHORE, Grace		0-0	0-0	0-0	0	0	0	0	0	0	0	0	0	1
03	RUEF, Mikaela		1-1	1-1	0-0	1	1	2	1	3	0	1	0	0	6
21	JAMES, Sara		0-0	0-0	0-0	0	0	0	0	0	0	0	0	1	1
24	CIMINO, Ashley		0-0	0-0	0-0	0	0	0	0	0	0	0	0	0	1
31	KOKENIS, Toni		0-0	0-0	0-0	0	0	0	0	0	1	0	0	0	8
42	BOOTHE, Sarah		0-0	0-0	0-0	0	0	0	0	0	0	0	0	0	1
44	TINKLE, Joslyn		0-1	0-1	1-2	0	2	2	0	1	0	0	0	0	7
	Team					1	3	4							
	Totals		31-54	9-20	12-20	13	36	49	12	83	14	18	2	1	200

FG % 1st Half: 20-31 64.5% 2nd half: 11-23 47.8% Game: 31-54 57.4%
3FG % 1st Half: 5-10 50.0% 2nd half: 4-10 40.0% Game: 9-20 45.0%
FT % 1st Half: 2-5 40.0% 2nd half: 10-15 66.7% Game: 12-20 60.0%

Deadball Rebounds: 3

Officials: Michael Price, Cameron Inouye, Marianne Karp, D. Krzenik
Technical fouls: GONZAGA BULLDOGS-None. STANFORD CARDINAL-None.
Attendance: 11646
Spokane Regional Final

Score by periods	1st	2nd	Total
GONZAGA BULLDOGS	38	22	60
STANFORD CARDINAL	47	36	83

Points	In Paint	Off T/O	2nd Chance	Fast Break	Bench
GON	22	11	11	4	2
STA	36	12	12	2	6

Last FG - GON 2nd-00:59, STA 2nd-00:45.
Largest lead - GON by 1 1st-19:23, STA by 28 2nd-04:44.
GON led for 00:39. STA led for 39:09. Game was tied for 00:12.

Score tied - 0 times.
Lead changed - 4 times.

Official Basketball Box Score — Game Totals — Final Statistics
GONZAGA vs RUTGERS
03/17/12 1:15 pm at McCARTHEY ATHLETIC CENTER - SPOKANE, WA

GONZAGA 86 • 27-5

##	Player		Total FG-FGA	3-Ptr FG-FGA	FT-FTA	Rebounds Off	Def	Tot	PF	TP	A	TO	Blk	Stl	Min
32	STANDISH, Kayla	f	8-16	0-0	7-8	1	6	7	4	23	2	4	2	0	36
44	BOWEN, Kelly	f	4-6	2-2	3-4	4	6	10	1	13	1	1	0	1	36
03	PALMER, Haiden	g	7-16	3-10	4-6	2	1	3	4	21	4	2	0	5	32
12	KARR, Taelor	g	3-8	3-6	5-7	0	5	5	2	14	2	2	0	3	37
23	REDMON, Katelan	g	2-10	0-0	3-4	2	2	4	2	7	1	5	0	0	26
10	WALTER, Danielle		0-0	0-0	0-0	0	1	1	1	0	1	0	0	0	4
14	GREINACHER, Sunny		0-0	0-0	0-0	0	0	0	0	0	0	1	0	0	1
31	READER, Shannon		0-1	0-0	0-0	1	3	4	0	0	1	0	0	0	7
34	REDMON, Jazmine		2-4	1-1	3-4	1	2	3	2	8	3	3	0	3	21
	Team					6	1	7				1			
	Totals		26-61	9-19	25-33	17	27	44	16	86	15	19	2	12	200

FG % 1st Half: 14-32 43.8% 2nd half: 12-29 41.4% Game: 26-61 42.6%
3FG % 1st Half: 4-10 40.0% 2nd half: 5-9 55.6% Game: 9-19 47.4%
FT % 1st Half: 6-8 75.0% 2nd half: 19-25 76.0% Game: 25-33 75.8%

Deadball Rebounds: 6

RUTGERS 73 • 22-10

##	Player		Total FG-FGA	3-Ptr FG-FGA	FT-FTA	Rebounds Off	Def	Tot	PF	TP	A	TO	Blk	Stl	Min
24	SYKES, April	f	4-16	1-7	0-0	3	3	6	4	9	2	3	0	1	35
34	OLIVER, Monique	c	3-6	0-0	6-8	4	2	6	4	12	1	4	1	0	19
01	RUSHDAN, Khadijah	g	5-10	0-0	6-12	4	7	11	4	16	2	6	0	3	32
03	WHEELER, Erica	g	10-22	6-14	2-4	1	1	2	4	28	4	3	0	2	37
11	SPEED, Nikki	g	1-3	0-0	0-0	0	4	4	4	2	4	1	0	2	33
15	DAVIS, Syessence		0-0	0-0	0-0	0	0	0	1	0	0	0	0	0	8
20	EVANS, Christa		1-1	0-0	0-0	2	0	2	0	2	0	0	0	0	11
22	RICHARDSON, Shakena		0-0	0-0	0-0	0	0	0	0	0	1	0	0	0	1
25	CANTY, Briyona		0-1	0-0	0-0	0	2	2	2	0	0	1	1	0	8
44	LANEY, Betnijah		2-4	0-0	0-0	0	2	2	2	4	0	1	0	0	16
	Team					1	0	1							
	Totals		26-63	7-21	14-24	15	21	36	25	73	14	19	2	8	200

FG % 1st Half: 9-31 29.0% 2nd half: 17-32 53.1% Game: 26-63 41.3%
3FG % 1st Half: 1-6 16.7% 2nd half: 6-15 40.0% Game: 7-21 33.3%
FT % 1st Half: 4-8 50.0% 2nd half: 10-16 62.5% Game: 14-24 58.3%

Deadball Rebounds: 6

Officials: Lisa Jones, Kathleen Lynch, Kyle Bacon
Technical fouls: GONZAGA-None. RUTGERS-SYKES, April.
Attendance: 5680
1st Round NCAA Tournament

Score by periods	1st	2nd	Total
GONZAGA	38	48	86
RUTGERS	23	50	73

Points	In Paint	Off T/O	2nd Chance	Fast Break	Bench
GON	18	23	10	7	8
RU	26	20	9	4	6

Last FG - GON 2nd-00:12, RU 2nd-00:00.
Largest lead - GON by 19 1st-03:43, RU None.
GON led for 38:55. RU led for 00:00. Game was tied for 01:05.

Score tied - 0 times.
Lead changed - 0 times.

Official Basketball Box Score — Game Totals — Final Statistics
GONZAGA vs MIAMI
03/19/12 6:30 pm at McCARTHEY ATHLETIC CENTER - SPOKANE, WA

GONZAGA 65 • 28-5

##	Player		Total FG-FGA	3-Ptr FG-FGA	FT-FTA	Rebounds Off	Def	Tot	PF	TP	A	TO	Blk	Stl	Min
32	STANDISH, Kayla	f	8-15	0-0	3-5	2	6	8	2	19	3	2	2	0	37
44	BOWEN, Kelly	f	1-5	1-4	0-0	1	4	5	2	3	1	2	0	1	27
03	PALMER, Haiden	g	5-13	2-6	3-4	4	4	8	1	15	2	3	2	0	37
12	KARR, Taelor	g	1-6	1-4	1-4	0	4	4	1	4	5	1	1	0	34
23	REDMON, Katelan	g	6-11	0-0	4-4	1	7	8	1	16	1	2	1	0	35
10	WALTER, Danielle		0-1	0-0	0-0	1	0	1	0	0	1	0	0	0	3
14	GREINACHER, Sunny		0-0	0-0	0-0	0	0	0	0	0	0	0	0	0	0+
31	READER, Shannon		1-1	0-0	0-0	1	0	1	1	2	1	0	0	0	6
34	REDMON, Jazmine		3-6	0-3	0-0	0	1	1	2	6	3	0	0	1	21
	Team					1	3	4				1			
	Totals		25-58	4-17	11-17	11	29	40	10	65	17	11	6	2	200

FG % 1st Half: 14-33 42.4% 2nd half: 11-25 44.0% Game: 25-58 43.1%
3FG % 1st Half: 2-9 22.2% 2nd half: 2-8 25.0% Game: 4-17 23.5%
FT % 1st Half: 0-1 0.0% 2nd half: 11-16 68.8% Game: 11-17 64.7%

Deadball Rebounds: 2

MIAMI 54 • 26-6

##	Player		Total FG-FGA	3-Ptr FG-FGA	FT-FTA	Rebounds Off	Def	Tot	PF	TP	A	TO	Blk	Stl	Min
34	BULLOCK, Sylvia	f	0-2	0-0	1-2	1	2	3	1	1	1	2	1	1	29
40	WILSON, Shawnice	c	5-11	0-0	2-2	4	5	9	4	12	0	1	2	0	22
03	YDERSTROM, Stefanie	g	1-9	0-2	4-4	1	0	1	5	6	2	2	0	2	30
12	SAUNDERS, Krystal	g	1-7	1-5	0-0	0	1	1	2	3	1	0	0	0	28
42	JOHNSON, Shenise	g	10-23	0-4	0-0	5	8	13	2	20	1	3	0	1	37
10	WOODS, Michelle		1-3	0-0	0-0	1	0	1	1	2	0	1	0	0	13
23	WILLIAMS, Shanel		1-2	0-1	0-0	0	0	0	1	2	1	0	0	0	6
24	CAPERS, Jessica		1-2	0-0	0-0	1	0	1	2	2	0	1	0	0	4
33	McGUIRE, Suriya		2-6	0-0	2-2	1	1	2	0	6	1	1	0	0	17
50	BROWN, Maria		0-2	0-0	0-0	0	4	4	0	0	0	0	1	1	14
	Team					3	5	8				1			
	Totals		22-67	1-12	9-10	17	26	43	18	54	7	12	4	5	200

FG % 1st Half: 10-29 34.5% 2nd half: 12-38 31.6% Game: 22-67 32.8%
3FG % 1st Half: 1-4 25.0% 2nd half: 0-8 0.0% Game: 1-12 8.3%
FT % 1st Half: 6-6 100.0 2nd half: 3-4 75.0% Game: 9-10 90.0%

Deadball Rebounds: 0

Officials: Lisa Jones, Charles Gonzalez, Kathleen Lynch
Technical fouls: GONZAGA-None. MIAMI-None.
Attendance: 5824
NCAA SECOND ROUND
Gonzaga advances to Kingston, R.I. Regional to face winner of Kentucky/Green Bay

Score by periods	1st	2nd	Total
GONZAGA	30	35	65
MIAMI	27	27	54

Points	In Paint	Off T/O	2nd Chance	Fast Break	Bench
GON	22	10	4	8	8
MIA	30	10	16	2	12

Last FG - GON 2nd-01:51, MIA 2nd-00:13.
Largest lead - GON by 11 2nd-00:20, MIA by 4 1st-19:20.
GON led for 23:14. MIA led for 11:12. Game was tied for 05:34.

Score tied - 7 times.
Lead changed - 11 times.

Official Basketball Box Score — Game Totals — Final Statistics
Gonzaga vs Kentucky
3/25/12 7:05 p.m. at Kingston, R.I.

Gonzaga 62 • 28-6

##	Player		Total FG-FGA	3-Ptr FG-FGA	FT-FTA	Rebounds Off	Def	Tot	PF	TP	A	TO	Blk	Stl	Min
32	STANDISH, Kayla	f	11-20	0-0	3-3	1	1	2	4	25	3	0	0	2	30
44	BOWEN, Kelly	f	4-11	0-2	3-3	4	5	9	2	11	0	1	0	0	31
03	PALMER, Haiden	g	2-8	0-2	0-0	1	0	1	5	4	0	2	0	1	26
12	KARR, Taelor	g	1-4	0-1	0-0	0	2	2	2	2	4	1	0	0	35
23	REDMON, Katelan	g	5-15	0-0	0-1	3	4	7	1	10	3	2	0	1	34
10	WALTER, Danielle		2-2	1-1	0-0	0	0	0	0	5	0	0	0	0	13
14	GREINACHER, Sunny		0-0	0-0	0-0	0	0	0	0	0	0	0	0	0	2
20	WINTERS, Meghan		0-1	0-0	0-0	0	0	0	0	0	0	0	0	0	1
24	ALBANEZ, Keani		0-0	0-0	0-0	0	0	0	0	0	0	0	1	0	2
30	GOLDEN, Stephanie		0-0	0-0	0-0	0	1	1	3	0	0	0	0	0	2
31	READER, Shannon		1-2	0-0	1-2	1	0	1	1	3	0	1	0	0	6
34	REDMON, Jazmine		1-4	0-0	0-0	1	1	2	1	2	2	3	0	4	18
	Team					3	6	9							
	Totals		27-67	1-6	7-9	14	20	34	19	62	12	10	1	8	200

FG % 1st Half: 13-36 36.1% 2nd half: 14-31 45.2% Game: 27-67 40.3%
3FG % 1st Half: 1-5 20.0% 2nd half: 0-1 0.0% Game: 1-6 16.7%
FT % 1st Half: 1-1 100.0 2nd half: 6-8 75.0% Game: 7-9 77.8%

Deadball Rebounds 0,1

Kentucky 79 • 28-6

##	Player		Total FG-FGA	3-Ptr FG-FGA	FT-FTA	Rebounds Off	Def	Tot	PF	TP	A	TO	Blk	Stl	Min
31	Drake, Samantha	f	1-2	0-0	0-0	0	0	0	0	2	1	0	1	0	4
01	Mathies, A'dia	g	6-10	3-4	0-0	1	1	2	1	15	7	1	1	2	36
13	Goss, Bria	g	3-9	2-3	2-4	0	3	3	2	10	3	1	0	0	22
24	Smith, Amber	g	1-3	0-0	1-3	0	2	2	3	3	3	3	0	1	22
32	Evans, Kastine	g	1-6	1-4	2-2	6	4	10	0	5	3	2	0	1	36
04	Snowden, Keyla		6-13	5-9	0-0	0	2	2	2	17	0	3	0	3	25
10	Pinkett, Bernisha		1-2	1-1	2-2	0	2	2	0	5	1	0	0	0	7
20	Conwright, Maegan		1-3	0-0	2-2	0	0	0	1	4	0	1	0	0	12
23	Walker, Samarie		6-9	0-0	4-6	2	10	12	3	16	0	0	0	1	20
50	Bishop, Azia		1-4	0-0	0-3	3	2	5	2	2	0	1	0	1	16
	Team					5	1	6				2			
	Totals		27-61	12-21	13-22	17	27	44	14	79	18	14	2	9	200

FG % 1st Half: 14-33 42.4% 2nd half: 13-28 46.4% Game: 27-61 44.3%
3FG % 1st Half: 7-11 63.6% 2nd half: 5-10 50.0% Game: 12-21 57.1%
FT % 1st Half: 8-11 72.7% 2nd half: 5-11 45.5% Game: 13-22 59.1%

Deadball Rebounds 6,1

Officials: Mark Zentz, Jack Jones, MaryAnne Karpe
Technical fouls: Gonzaga-None. Kentucky-None.
Attendance: 6031

Score by periods	1st	2nd	Total
Gonzaga	28	34	62
Kentucky	43	36	79

Points	In Paint	Off T/O	2nd Chance	Fast Break	Bench
GON	32	15	16	6	10
UK	20	16	17	3	44

Last FG - GON 2nd-01:34, UK 2nd-00:42.
Largest lead - GON None, UK by 21 2nd-13:54.
GON led for 00:00. UK led for 38:47. Game was tied for 01:13.

Score tied - 0 times.
Lead changed - 0 times.

Official Basketball Box Score — Game Totals — Final Statistics
GONZAGA BULLDOGS vs IOWA STATE CYCLONES
03/23/13 1:00 pm at McCarthey Athletic Center - Spokane, WA

GONZAGA BULLDOGS 60 • 27-6

##	Player		Total FG-FGA	3-Ptr FG-FGA	FT-FTA	Rebounds Off	Def	Tot	PF	TP	A	TO	Blk	Stl	Min
14	GREINACHER, Sunny	f	1-8	0-0	2-2	2	1	3	0	4	1	1	0	1	25
44	CHESLEK, Shelby	c	0-1	0-0	0-0	0	2	2	2	0	0	1	1	0	5
03	PALMER, Haiden	g	6-21	1-8	1-2	1	2	3	3	14	4	1	1	10	35
12	KARR, Taelor	g	5-10	4-8	1-1	2	5	7	0	15	2	0	0	0	34
34	REDMON, Jazmine	g	1-5	0-2	0-0	2	2	4	3	2	2	3	0	1	26
01	WATERS, Chelsea		0-0	0-0	0-0	0	0	0	0	0	0	0	0	0	0+
10	WALTER, Danielle		0-0	0-0	0-0	0	0	0	0	0	0	0	0	0	0+
20	WINTERS, Meghan		1-4	1-3	0-0	0	0	0	0	3	0	0	0	0	10
22	NILLES, Shaniqua		1-2	0-1	2-2	1	0	1	0	4	1	0	0	0	7
23	KUDRON, Kiara		4-9	0-0	1-4	2	2	4	3	9	1	1	0	1	29
24	ALBANEZ, Keani		1-4	1-4	0-0	0	0	0	4	3	0	0	0	1	15
30	GOLDEN, Stephanie		3-7	0-0	0-0	2	1	3	4	6	1	2	0	0	14
31	TINKLE, Elle		0-0	0-0	0-0	0	0	0	0	0	0	0	0	0	0+
	Team					3	0	3							
	Totals		23-71	7-26	7-11	15	15	30	19	60	12	9	2	14	200

FG % 1st Half: 13-34 38.2% 2nd half: 10-37 27.0% Game: 23-71 32.4%
3FG % 1st Half: 5-13 38.5% 2nd half: 2-13 15.4% Game: 7-26 26.9%
FT % 1st Half: 0-0 0.0% 2nd half: 7-11 63.6% Game: 7-11 63.6%

Deadball Rebounds 1

IOWA STATE CYCLONES 72 • 24-8

##	Player		Total FG-FGA	3-Ptr FG-FGA	FT-FTA	Rebounds Off	Def	Tot	PF	TP	A	TO	Blk	Stl	Min
05	Christofferson, H.	f	5-10	2-6	6-7	2	9	11	2	18	0	6	0	0	39
33	Poppens, Chelsea	f	8-9	1-1	2-2	2	6	8	4	19	0	3	1	1	30
55	Prins, Anna	c	3-6	0-2	3-3	2	2	4	4	9	1	2	1	0	25
04	Moody, Nikki	g	2-5	1-2	4-4	0	7	7	1	9	11	5	0	0	38
22	Williamson, Brynn	g	5-12	5-12	2-2	0	4	4	1	17	1	2	1	0	38
15	Blaskowsky, Nicole		0-2	0-2	0-0	0	4	4	0	0	2	2	0	0	28
32	Ellis, Fallon		0-0	0-0	0-0	0	1	1	0	0	0	1	0	0	2
42	Zimmerman, Amanda		0-0	0-0	0-0	0	0	0	0	0	0	0	0	0	0+
	Team					1	3	4				2			
	Totals		23-44	9-25	17-18	7	36	43	12	72	15	23	3	1	200

FG % 1st Half: 12-22 54.5% 2nd half: 11-22 50.0% Game: 23-44 52.3%
3FG % 1st Half: 6-14 42.9% 2nd half: 3-11 27.3% Game: 9-25 36.0%
FT % 1st Half: 4-4 100.0 2nd half: 13-14 92.9% Game: 17-18 94.4%

Deadball Rebounds 0

Officials: Jesse Dickerson, Anita Ortega, Troy Winders
Technical fouls: GONZAGA BULLDOGS-None. IOWA STATE CYCLONES-None.
Attendance: 5674
1st Round Women's NCAA Tournament

Score by periods	1st	2nd	Total
GONZAGA BULLDOGS	31	29	60
IOWA STATE CYCLONES	34	38	72

Points	In Paint	Off T/O	2nd Chance	Fast Break	Bench
GON	28	22	12	11	25
ISU	28	11	8	2	0

Last FG - GON 2nd-00:41, ISU 2nd-06:42.
Largest lead - GON by 3 1st-19:42, ISU by 12 2nd-00:30.
GON led for 04:10. ISU led for 32:24. Game was tied for 03:26.

Score tied - 6 times.
Lead changed - 6 times.

Official Basketball Box Score — Game Totals — Final Statistics
James Madison vs Gonzaga
03/23/14 4:30 PM at College Station, TX (Reed Arena)

James Madison 72 • 29-5

##	Player		Total FG-FGA	3-Ptr FG-FGA	FT-FTA	Rebounds Off	Def	Tot	PF	TP	A	TO	Blk	Stl	Min
03	Giggetts, Toia	*	7-14	0-0	1-2	2	4	6	4	15	1	1	0	1	30
12	Hall, Precious	*	4-11	0-2	3-3	0	0	0	4	11	1	2	0	0	25
20	Burkholder, Kirby	*	4-17	3-10	17-18	4	14	18	3	28	4	2	1	3	38
24	Gwathmey, Jazmon	*	2-8	0-2	0-0	2	4	6	4	4	2	1	1	0	27
30	Newman, Nikki	*	1-4	1-4	0-0	1	4	5	2	3	3	3	4	0	37
32	Mickens, Angela		1-3	0-0	0-0	1	3	4	0	2	3	1	0	1	23
33	Okafor, Lauren		4-6	0-0	1-2	1	3	4	1	9	0	0	0	0	17
40	Griffin, Da'Lishia		0-0	0-0	0-0	0	0	0	0	0	1	0	0	0	3
	Team					2	2	4							
	Totals		23-63	4-18	22-25	13	34	47	18	72	15	10	6	5	200

FG % 1st Half: 13-36 36.1% 2nd half: 10-27 37.0% Game: 23-63 36.5%
3FG % 1st Half: 2-11 18.2% 2nd half: 2-7 28.6% Game: 4-18 22.2%
FT % 1st Half: 5-5 100.0 2nd half: 17-20 85.0% Game: 22-25 88.0%

Deadball Rebounds 2

Gonzaga 63 • 29-5

##	Player		Total FG-FGA	3-Ptr FG-FGA	FT-FTA	Rebounds Off	Def	Tot	PF	TP	A	TO	Blk	Stl	Min
03	PALMER, Haiden	*	6-20	0-3	2-3	2	3	5	2	14	7	1	0	2	36
14	GREINACHER, Sunny	*	7-13	0-0	3-4	4	4	8	3	17	3	1	1	0	33
24	ALBANEZ, Keani	*	3-9	2-7	4-5	0	2	2	2	12	0	3	2	1	26
34	REDMON, Jazmine	*	0-5	0-2	1-2	0	5	5	3	1	4	2	1	1	30
44	CHESLEK, Shelby	*	3-7	0-0	0-0	1	5	6	2	6	1	0	1	1	18
01	WATERS, Chelsea		0-0	0-0	0-0	0	0	0	0	0	0	0	0	0	0+
05	VIELA, Maiki		0-0	0-0	0-0	0	0	0	0	0	0	0	0	0	0+
10	WALTER, Danielle		0-5	0-2	0-0	0	1	1	2	0	1	0	0	1	12
22	NILLES, Shaniqua		1-1	1-1	0-0	0	0	0	2	3	0	2	0	0	10
23	KUDRON, Kiara		1-2	0-0	3-4	2	1	3	0	5	0	1	0	0	11
30	GOLDEN, Stephanie		0-0	0-0	0-0	0	0	0	0	0	0	0	0	0	0+
31	TINKLE, Elle		0-0	0-0	0-0	0	0	0	0	0	0	0	0	0	3
33	SHERBERT, Lindsay		2-8	1-5	0-0	1	4	5	2	5	2	1	0	0	21
	Team					6	3	9							
	Totals		23-70	4-20	13-18	16	28	44	18	63	18	11	5	6	200

FG % 1st Half: 13-33 39.4% 2nd half: 10-37 27.0% Game: 23-70 32.9%
3FG % 1st Half: 2-10 20.0% 2nd half: 2-10 20.0% Game: 4-20 20.0%
FT % 1st Half: 3-5 60.0% 2nd half: 10-13 76.9% Game: 13-18 72.2%

Deadball Rebounds 2

Officials: Robert Scofield, Tom Danaher, Shelley Nakasone
Technical fouls: James Madison-None. Gonzaga-None.
Attendance: 6075
NCAA Division I Women's Basketball Championship
First Round - College Station, Texas - Game 1

Score by periods	1st	2nd	Total
James Madison	33	39	72
Gonzaga	31	32	63

Points	In Paint	Off T/O	2nd Chance	Fast Break	Bench
JMU	28	12	7	6	11
GON	28	7	10	10	13

Last FG - JMU 2nd-02:29, GON 2nd-00:44.
Largest lead - JMU by 10 2nd-00:26, GON by 4 2nd-08:43.
JMU led for 27:15. GON led for 09:43. Game was tied for 08:02.

Score tied - 6 times.
Lead changed - 7 times.

Official Basketball Box Score — Game Totals — Final Statistics
Gonzaga vs George Washington
3/20/15 4:30 at Gill Coliseum, Corvallis,Ore.

Gonzaga 82 • 25-7

##	Player		Total FG-FGA	3-Ptr FG-FGA	FT-FTA	Rebounds Off	Def	Tot	PF	TP	A	TO	Blk	Stl	Min
05	STIRTON, Georgia	*	3-5	1-1	0-0	0	5	5	3	7	2	1	0	0	23
14	GREINACHER, Sunny	*	5-15	1-1	8-9	2	6	8	2	19	0	4	2	2	33
24	ALBANEZ, Keani	*	5-7	2-4	7-8	0	2	2	2	19	3	3	0	4	27
31	TINKLE, Elle	*	2-7	2-4	5-7	1	3	4	4	11	1	2	0	1	24
44	CHESLEK, Shelby	*	1-2	0-0	1-2	2	3	5	4	3	0	1	2	0	14
01	WATERS, Chelsea		0-1	0-1	0-0	0	0	0	1	0	0	0	0	0	3
12	WOLFRAM, Emma		2-5	0-0	6-6	3	4	7	3	10	0	2	3	1	29
22	NILLES, Shaniqua		1-3	1-2	2-2	1	0	1	3	5	2	2	0	1	16
33	SHERBERT, Lindsay		2-4	1-3	0-0	0	3	3	2	5	2	0	0	1	14
42	STACH, Emma		1-3	1-2	0-0	0	1	1	1	3	6	1	0	0	17
	Team					1	2	3				1			
	Totals		22-52	9-18	29-34	10	29	39	25	82	16	17	7	10	200

FG % 1st Half: 14-32 43.8% 2nd half: 8-20 40.0% Game: 22-52 42.3%
3FG % 1st Half: 4-9 44.4% 2nd half: 5-9 55.6% Game: 9-18 50.0%
FT % 1st Half: 8-10 80.0% 2nd half: 21-24 87.5% Game: 29-34 85.3%

Deadball Rebounds 2,1

George Washington 69 • 29-4

##	Player		Total FG-FGA	3-Ptr FG-FGA	FT-FTA	Rebounds Off	Def	Tot	PF	TP	A	TO	Blk	Stl	Min
01	Miller, Chakecia	*	0-2	0-0	3-4	0	2	2	2	3	3	5	0	1	20
03	Washington, Caira	*	1-6	0-0	3-5	3	1	4	5	5	0	1	0	1	18
13	Cranshaw, Shannon	*	4-11	3-9	0-2	2	1	3	2	11	2	2	0	2	23
20	Schaible, Hannah	*	5-17	0-2	3-5	1	6	7	4	13	1	2	0	1	30
35	Jones, Jonquel	*	4-15	1-5	2-5	7	7	14	4	11	1	2	2	2	23
04	Chase, Lauren		2-7	0-0	0-0	2	1	3	4	4	5	4	0	0	26
05	Brown, Aaliyah		0-1	0-1	0-0	0	0	0	0	0	0	0	0	0	0
14	Anderson, DaLacy		0-1	0-0	0-0	0	1	1	0	0	0	0	0	0	6
24	Chandler, Alexis		0-1	0-0	0-0	1	0	1	1	0	0	2	0	1	8
25	Prange, Kelli		4-9	1-2	4-5	5	2	7	0	13	2	1	3	1	28
34	Cummings, Brianna		2-5	0-0	5-6	2	1	3	2	9	0	0	0	1	18
	Team					6	0	6							
	Totals		22-75	5-19	20-32	29	22	51	24	69	14	19	5	10	200

FG % 1st Half: 7-21 33.3% 2nd half: 15-54 27.8% Game: 22-75 29.3%
3FG % 1st Half: 0-6 0.0% 2nd half: 5-13 38.5% Game: 5-19 26.3%
FT % 1st Half: 11-17 64.7% 2nd half: 9-15 60.0% Game: 20-32 62.5%

Deadball Rebounds 6,1

Officials: Bryan Brunette, Anita Ortega, Mark Berger
Technical fouls: Gonzaga-None. George Washington-None.
Attendance: 3728

Score by periods	1st	2nd	Total
Gonzaga	40	42	82
George Washington	25	44	69

Points	In Paint	Off T/O	2nd Chance	Fast Break	Bench
GON	16	27	9	4	23
GW	26	17	23	4	26

Last FG - GON 2nd-02:46, GW 2nd-00:59.
Largest lead - GON by 19 1st-02:25, GW None.
GON led for 39:22. GW led for 00:00. Game was tied for 00:38.

Score tied - 0 times.
Lead changed - 0 times.

Official Basketball Box Score — Game Totals — Final Statistics
Gonzaga vs Oregon State
3/22/15 4 pm at Gill Coliseum (Corvallis, Ore.)

Gonzaga 76 • 26-7

##	Player		Total FG-FGA	3-Ptr FG-FGA	FT-FTA	Rebounds Off	Def	Tot	PF	TP	A	TO	Blk	Stl	Min
14	GREINACHER, Sunny	f	6-15	0-0	0-0	0	5	5	2	12	2	2	0	4	30
44	CHESLEK, Shelby	c	2-3	0-0	0-0	2	1	3	4	4	1	2	1	0	19
05	STIRTON, Georgia	g	2-5	0-1	3-4	0	4	4	2	7	0	3	0	2	30
24	ALBANEZ, Keani	g	4-7	0-2	4-4	0	4	4	2	12	1	3	0	2	28
31	TINKLE, Elle	g	4-7	1-2	5-7	5	2	7	1	14	3	0	0	1	33
01	WATERS, Chelsea		0-0	0-0	0-0	0	0	0	0	0	0	0	0	0	1
03	BOSCH, Kacee		0-0	0-0	0-0	0	0	0	0	0	0	0	0	0	1
11	SULLIVAN, Laura		0-0	0-0	0-0	0	0	0	0	0	0	0	0	0	1
12	WOLFRAM, Emma		7-14	0-1	3-5	2	2	4	2	17	0	1	1	0	22
22	NILLES, Shaniqua		1-2	1-2	0-0	0	1	1	0	3	1	0	0	2	16
33	SHERBERT, Lindsay		1-3	0-1	1-1	0	1	1	1	3	0	1	0	0	10
42	STACH, Emma		2-2	0-0	0-0	0	0	0	0	4	2	1	0	0	9
	Team					6	2	8							
	Totals		29-58	2-9	16-21	15	22	37	14	76	10	13	2	11	200

FG % 1st Half: 16-29 55.2% 2nd half: 13-29 44.8% Game: 29-58 50.0%
3FG % 1st Half: 2-6 33.3% 2nd half: 0-3 0.0% Game: 2-9 22.2%
FT % 1st Half: 3-4 75.0% 2nd half: 13-17 76.5% Game: 16-21 76.2%

Deadball Rebounds: 0

Oregon State 64 • 27-5

##	Player		Total FG-FGA	3-Ptr FG-FGA	FT-FTA	Rebounds Off	Def	Tot	PF	TP	A	TO	Blk	Stl	Min
32	Hunter, Deven	f	4-6	1-2	3-5	4	6	10	4	12	4	2	1	1	30
44	Hamblin, Ruth	c	4-7	0-0	1-2	1	3	4	2	9	0	2	3	0	29
14	Gibson, Ali	g	3-6	3-4	1-2	0	1	1	1	10	0	0	0	1	24
15	Weisner, Jamie	g	7-15	4-10	6-8	1	2	3	3	24	1	4	0	0	35
24	Wiese, Sydney	g	2-10	1-9	2-3	0	2	2	0	7	6	6	0	4	40-
05	Siegner, Samantha		0-0	0-0	0-0	0	1	1	3	0	1	1	0	0	5
11	Hanson, Gabriella		0-4	0-2	0-0	0	0	0	5	0	0	1	0	0	20
12	Orum, Kolbie		0-1	0-0	0-0	0	0	0	0	0	0	0	0	0	1
21	Gulich, Marie		1-2	0-0	0-0	3	2	5	1	2	1	2	0	2	15
22	Hill, Jen'Von'Ta		0-0	0-0	0-0	0	0	0	0	0	0	0	0	0	1
	Team					2	2	4							
	Totals		21-51	9-27	13-20	11	19	30	19	64	13	18	4	8	200

FG % 1st Half: 10-23 43.5% 2nd half: 11-28 39.3% Game: 21-51 41.2%
3FG % 1st Half: 4-11 36.4% 2nd half: 5-16 31.3% Game: 9-27 33.3%
FT % 1st Half: 10-15 66.7% 2nd half: 3-5 60.0% Game: 13-20 65.0%

Deadball Rebounds: 4

Officials: Melissa Barlow, Bryan Brunette, Anita Ortega
Technical fouls: Gonzaga-None. Oregon State-None.
Attendance: 5071

Score by periods	1st	2nd	Total
Gonzaga	37	39	76
Oregon State	34	30	64

Points	In Paint	Off T/O	2nd Chance	Fast Break	Bench
GON	32	25	13	6	27
OSU	22	20	14	0	2

Last FG - GON 2nd-01:26, OSU 2nd-09:32.
Largest lead - GON by 12 2nd-11:30, OSU by 7 1st-17:20.
GON led for 31:58. OSU led for 05:38. Game was tied for 02:24.

Score tied - 4 times.
Lead changed - 1 time.

Official Basketball Box Score — Game Totals — Final Statistics
Gonzaga vs Tennessee
03/28/15 4 p.m. at Spokane, Wash. (Spokane Arena)

Gonzaga 69 • 26-8

##	Player		Total FG-FGA	3-Ptr FG-FGA	FT-FTA	Rebounds Off	Def	Tot	PF	TP	A	TO	Blk	Stl	Min
05	STIRTON, Georgia	*	0-6	0-1	1-2	2	0	2	4	1	4	3	0	0	40
14	GREINACHER, Sunny	*	12-19	0-0	0-0	2	9	11	2	24	1	2	1	4	38
24	ALBANEZ, Keani	*	7-12	4-6	2-4	1	2	3	4	20	5	4	0	1	40
31	TINKLE, Elle	*	2-10	0-2	3-4	3	4	7	2	7	0	1	1	0	34
44	CHESLEK, Shelby	*	3-7	0-0	1-1	2	4	6	3	7	1	1	1	0	25
12	WOLFRAM, Emma		4-6	0-0	0-0	1	5	6	3	8	3	1	4	0	27
22	NILLES, Shaniqua		0-0	0-0	2-2	0	0	0	3	2	0	2	0	0	14
33	SHERBERT, Lindsay		0-0	0-0	0-0	0	0	0	0	0	0	0	0	0	2
42	STACH, Emma		0-1	0-0	0-0	0	0	0	0	0	0	2	0	0	5
	Team					4	4	8				1			
	Totals		28-61	4-9	9-13	15	28	43	21	69	14	17	7	5	225

FG % 1st Half: 15-30 50.0% 2nd half: 11-24 45.8% OT: 2-7 28.6% Game: 28-61 45.9%
3FG % 1st Half: 2-5 40.0% 2nd half: 2-3 66.7% OT: 0-1 0.0% Game: 4-9 44.4%
FT % 1st Half: 2-4 50.0% 2nd half: 5-7 71.4% OT: 2-2 100.0 Game: 9-13 69.2%

Deadball Rebounds: 0

Tennessee 73 • 30-5

##	Player		Total FG-FGA	3-Ptr FG-FGA	FT-FTA	Rebounds Off	Def	Tot	PF	TP	A	TO	Blk	Stl	Min
00	Reynolds, Jordan	*	2-6	1-1	7-8	3	4	7	0	12	3	0	1	1	38
05	Massengale, Ariel	*	6-15	3-8	0-0	0	3	3	1	15	4	2	0	0	45
11	Burdick, Cierra	*	7-17	0-2	8-8	6	9	15	4	22	0	2	0	2	38
12	Graves, Bashaara	*	3-12	0-0	1-1	7	0	7	4	7	0	1	1	1	34
14	Carter, Andraya	*	0-6	0-3	0-0	1	1	2	4	0	0	2	0	1	22
01	Moore, Nia		0-2	0-0	0-0	1	0	1	0	0	1	0	0	0	4
31	Nared, Jaime		3-8	1-2	5-5	3	3	6	3	12	0	3	1	0	28
33	Middleton, Alexa		2-5	1-3	0-0	0	0	0	2	5	0	0	0	0	16
	Team					0	2	2				1			
	Totals		23-71	6-19	21-22	21	22	43	18	73	8	11	3	5	225

FG % 1st Half: 13-35 37.1% 2nd half: 10-31 32.3% OT: 0-5 0.0% Game: 23-71 32.4%
3FG % 1st Half: 5-18 50.0% 2nd half: 1-6 16.7% OT: 0-3 0.0% Game: 6-19 31.6%
FT % 1st Half: 3-3 100.0 2nd half: 8-9 88.9% OT: 10-10 100.0 Game: 21-22 95.5%

Deadball Rebounds: 0

Officials: Chuck Gonzalez, Scott Yarborough, Gina Cross
Technical fouls: Gonzaga-None. Tennessee-None.
Attendance: 8686
2015 NCAA Tournament Third Round

Score by periods	1st	2nd	OT	Total
Gonzaga	34	29	6	69
Tennessee	34	29	10	73

Points	In Paint	Off T/O	2nd Chance	Fast Break	Bench
GON	34	12	18	0	10
UT	20	13	8	4	17

Last FG - GON OT-02:54, UT 2nd-01:58.
Largest lead - GON by 17 2nd-06:34, UT by 4 1st-16:46.
GON led for 36:51. UT led for 04:23. Game was tied for 03:46.

Score tied - 6 times.
Lead changed - 7 times.

Official Basketball Box Score – Game Totals – Final Statistics
Gonzaga vs Oklahoma
03/19/17 3:30 p.m. at Seattle, Wash. - Alaska Airlines Arena

Gonzaga 62 • 26-7

##	Player		Total FG-FGA	3-Ptr FG-FGA	FT-FTA	Rebounds Off	Def	Tot	PF	TP	A	TO	Blk	Stl	Min
13	BARTA, Jill	f	5-14	1-5	2-3	0	5	5	3	13	1	2	1	2	31
23	KUDRON, Kiara	f	4-11	0-0	1-2	4	4	8	4	9	2	1	0	0	27
31	TINKLE, Elle	f	4-9	0-1	3-4	1	5	6	3	11	2	1	0	1	25
11	STOCKTON, Laura	g	6-15	0-3	2-2	0	1	1	2	14	4	4	0	3	35
14	STACH, Emma	g	2-5	1-3	2-2	1	3	4	2	7	1	1	0	0	27
00	RICE, Zykera		1-3	0-0	0-0	0	0	0	0	2	0	0	0	0	5
04	WILLIAMS, Makenlee		1-4	1-4	0-0	1	0	1	5	3	1	0	0	0	15
12	WOLFRAM, Emma		1-6	0-0	0-0	5	4	9	0	2	2	3	2	1	18
15	LOERA, Jessie		0-2	0-1	0-0	0	1	1	0	0	0	0	0	0	5
30	SMITH, Chandler		0-2	0-1	1-2	0	1	1	0	1	0	1	0	0	12
	Team					7	1	8							
	Totals		24-71	3-18	11-15	19	25	44	19	62	13	13	3	7	200

1st - FG %: 6-19 31.6% 2nd: 4-18 22.2% 3rd: 6-16 37.5% 4th: 8-18 44.4% Game: 24-71 33.8% Deadball Rebounds: 4
3FG %: 1-6 16.7% 0-3 0.0% 1-4 25.0% 1-5 20.0% 3-18 16.7%
FT %: 3-4 75.0% 2-3 66.7% 5-6 83.3% 1-2 50.0% 11-15 73.3%

Oklahoma 75 • 23-9

##	Player		Total FG-FGA	3-Ptr FG-FGA	FT-FTA	Rebounds Off	Def	Tot	PF	TP	A	TO	Blk	Stl	Min
00	Pierre-Louis,Vionise	c	6-11	0-0	5-7	2	7	9	4	17	1	2	9	1	33
10	Little, Peyton	g	5-11	3-6	5-5	1	4	5	2	18	5	3	0	1	40
21	Ortiz, Gabbi	g	3-6	2-4	4-4	0	1	1	2	12	2	1	0	1	29
23	Manning, Maddie	g	2-10	2-7	4-4	1	8	9	2	10	0	1	0	1	37
33	Dungee, Chelsea	g	3-5	1-2	0-0	0	6	6	3	7	0	4	0	1	24
02	Edwards, T'ona		0-2	0-0	0-0	0	0	0	2	0	1	4	0	0	14
03	Wyatt, Derica		1-2	1-2	0-0	0	0	0	0	3	0	0	0	0	4
24	Odimgbe, Ijeoma		0-0	0-0	0-0	0	0	0	1	0	0	0	2	0	2
25	Carter, Gioya		3-6	1-2	1-1	1	0	1	0	8	1	1	0	0	14
30	Treece, McKenna		0-0	0-0	0-0	0	1	1	2	0	0	1	0	0	1
32	Mulkey, Nancy		0-0	0-0	0-0	0	0	0	0	0	0	0	0	0	2
	Team					2	1	3							
	Totals		23-53	10-23	19-21	7	28	35	18	75	10	17	11	5	200

1st - FG %: 10-17 58.8% 2nd: 4-17 23.5% 3rd: 4-11 36.4% 4th: 5-8 62.5% Game: 23-53 43.4% Deadball Rebounds: 0
3FG %: 6-8 75.0% 2-7 28.6% 1-3 33.3% 10-23 43.5%
FT %: 3-4 75.0% 0-0 0.0% 5-6 83.3% 11-11 100.0% 19-21 90.5%

Officials: Jesse Dickerson, Karen Lasuik, Robert Enterline
Technical fouls: Gonzaga-None. Oklahoma-None.
Attendance: 8059
2017 NCAA Division I Women's Basketball Championship - 1st Round

Score by periods	1st	2nd	3rd	4th	Total
Gonzaga	16	10	18	18	62
Oklahoma	29	10	14	22	75

Points	In Paint	Off T/O	2nd Chance	Fast Break	Bench
GON	32	12	10	4	8
OU	24	10	5	6	11

Last FG - GON 4th-00:49, OU 4th-04:19.
Largest lead - GON None, OU by 15 3rd-07:56.
GON led for 00:00. OU led for 39:49. Game was tied for 00:11.

Score tied - 0 times.
Lead changed - 0 times.

Official Basketball Box Score — Game Totals — Final Statistics
GONZAGA vs STANFORD
3/17/18 3:00 p.m. at Stanford, Calif. (Maples Pavilion)

GONZAGA 68 • 27-6

##	Player		Total FG-FGA	3-Ptr FG-FGA	FT-FTA	Rebounds Off	Def	Tot	PF	TP	A	TO	Blk	Stl	Min
00	RICE, Zykera	f	1-3	0-0	0-0	0	2	2	4	2	1	0	0	1	21
13	BARTA, Jill	f	6-14	3-5	6-6	1	3	4	3	21	1	2	0	1	36
11	STOCKTON, Laura	g	5-7	0-1	4-5	0	1	1	4	14	4	2	0	1	28
14	STACH, Emma	g	2-7	2-5	2-2	0	2	2	1	8	0	2	0	2	30
30	SMITH, Chandler	g	2-7	0-2	1-2	1	1	2	1	5	0	4	0	3	27
03	WIRTH, Jenn		2-4	0-0	2-2	1	2	3	2	6	0	1	0	1	16
04	WIRTH, LeeAnne		0-2	0-0	0-0	0	0	0	0	0	0	0	0	0	6
15	LOERA, Jessie		5-9	0-3	2-2	1	1	2	2	12	2	2	0	1	26
24	CAMPBELL, Katie		0-0	0-0	0-0	0	2	2	0	0	0	0	0	0	3
32	TOWNSEND, Jill		0-3	0-1	0-0	1	1	2	1	0	0	1	1	0	7
	Team					4	3	7							
	Totals		23-56	5-17	17-19	9	18	27	18	68	8	14	1	10	200

1st - FG %: 6-15 40.0% 2nd: 7-15 46.7% 3rd: 3-12 25.0% 4th: 7-14 50.0% Game: 23-56 41.1% Deadball Rebounds: 1
3FG %: 2-4 50.0% 0-3 0.0% 0-2 0.0% 3-8 37.5% 5-17 29.4%
FT %: 4-4 100.0% 4-4 100.0% 6-8 75.0% 3-3 100.0% 17-19 89.5%

STANFORD 82 • 23-10

##	Player		Total FG-FGA	3-Ptr FG-FGA	FT-FTA	Rebounds Off	Def	Tot	PF	TP	A	TO	Blk	Stl	Min
05	Johnson, Kaylee	f	3-4	0-0	0-1	3	5	8	5	6	0	2	3	1	27
11	Smith, Alanna	f	8-13	3-6	1-2	4	2	6	4	20	0	7	4	2	35
12	McPhee, Brittany	g	4-12	0-0	3-5	4	7	11	1	11	6	3	0	2	37
13	Sniezek, Marta	g	1-3	0-2	5-8	0	0	0	2	7	4	0	0	0	24
23	Williams, Kiana	g	8-16	5-8	0-0	0	2	2	2	21	2	1	0	2	36
02	Coffee, Shannon		0-0	0-0	0-0	0	1	1	0	0	0	0	0	0	0+
04	Fingall, Nadia		1-2	1-2	0-0	0	0	0	3	3	0	0	0	0	11
10	Jerome, Alyssa		1-1	1-1	0-0	0	0	0	1	3	2	2	0	0	8
14	Brewer, Mikaela		0-0	0-0	0-0	0	0	0	0	0	0	0	0	0	0+
15	Dodson, Maya		0-0	0-0	0-0	0	0	0	0	0	0	0	0	0	2
20	Moschkau, Estella		0-0	0-0	0-0	0	0	0	0	0	0	0	0	0	0+
21	Carrington, DiJonai		4-8	1-3	2-4	1	4	5	3	11	2	3	1	1	19
22	Romano, Alexa		0-0	0-0	0-0	0	0	0	0	0	0	0	0	0	1
	Team					5	4	9							
	Totals		30-59	11-22	11-20	17	25	42	21	82	16	18	8	8	200

1st - FG %: 6-15 53.3% 2nd: 18-21 47.6% 3rd: 7-15 46.7% 4th: 5-8 62.5% Game: 30-59 50.8% Deadball Rebounds: 3
3FG %: 3-6 50.0% 3-5 60.0% 4-8 50.0% 1-3 33.3% 11-22 50.0%
FT %: 3-4 75.0% 2-5 40.0% 0-0 0.0% 6-11 54.5% 11-20 55.0%

Officials: Michael Price, Kenneth Nash, Kimberly Hobbs
Technical fouls: GONZAGA-None. STANFORD-None.
Attendance: 2686

Score by periods	1st	2nd	3rd	4th	Total
GONZAGA	18	18	12	20	68
STANFORD	22	25	18	17	82

Points	In Paint	Off T/O	2nd Chance	Fast Break	Bench
GON	20	14	9	0	18
STAN	38	12	15	4	17

Last FG - GON 4th-01:11, STAN 4th-00:09.
Largest lead - GON by 3 1st-09:52, STAN by 20 4th-08:12.
GON led for 03:49. STAN led for 34:43. Game was tied for 01:28.

Score tied - 1 time.
Lead changed - 3 times.

Official Basketball Box Score – Game Totals – Final Statistics
Little Rock vs Gonzaga
03/23/19 12:30 pm at Gill Coliseum, Corvallis, OR

WEST COAST CONFERENCE

Little Rock 51 • 21-11

##	Player		Total FG-FGA	3-Ptr FG-FGA	FT-FTA	Rebounds Off	Def	Tot	PF	TP	A	TO	Blk	Stl	Min
00	Ronjanae DeGray	f	3-12	0-1	0-0	5	2	7	2	6	2	1	0	2	37
03	Terrion Moore	g	4-12	1-4	4-6	0	1	1	3	13	4	2	0	2	39
05	Tori Lasker	g	6-11	4-9	0-0	0	2	2	1	16	3	5	0	3	34
30	Raeyana DeGray	g	3-5	0-0	0-0	1	5	6	2	6	1	0	0	1	38
32	Kyra Collier	g	3-14	0-4	0-0	1	2	3	2	6	0	3	0	2	25
02	Sydney Chastain		0-0	0-0	0-0	0	0	0	0	0	0	1	0	0	1
22	Yanina Inkina		1-6	1-2	0-0	0	2	2	1	3	0	0	0	0	14
35	Teal Battle		0-1	0-0	1-2	1	2	3	2	1	0	0	0	0	12
	Team					1	2	3							
	Totals		20-61	6-20	5-8	9	18	27	13	51	10	12	0	10	200

1st - FG %: 1-15 6.7% 2nd: 6-11 54.5% 3rd: 8-18 44.4% 4th: 5-17 29.4% Game: 20-61 32.8% Deadball Rebounds
3PG %: 0-2 0.0% 3-5 60.0% 2-7 28.6% 1-4 16.7% 6-20 30.0% 0
FT %: 0-0 0.0% 3-4 75.0% 0-0 0.0% 2-4 50.0% 5-8 62.5% 3

Gonzaga 68 • 29-4

##	Player		Total FG-FGA	3-Ptr FG-FGA	FT-FTA	Rebounds Off	Def	Tot	PF	TP	A	TO	Blk	Stl	Min
00	RICE, Zykera	f	8-14	0-1	2-3	3	3	6	0	18	0	3	0	0	29
04	WIRTH, LeeAnne	f	1-6	0-0	2-2	2	7	9	1	4	1	2	0	1	29
15	LOERA, Jessie	g	2-7	0-1	2-2	2	2	4	0	6	6	4	2	0	33
24	CAMPBELL, Katie	g	5-8	5-6	0-0	0	7	7	3	15	1	3	2	1	32
30	SMITH, Chandler	g	3-10	0-3	0-0	0	6	6	1	6	6	2	1	2	32
03	WIRTH, Jenn		2-4	0-0	2-2	1	3	4	4	6	1	3	0	0	15
05	FORSYTH, Louise		2-3	2-2	2-2	1	1	2	2	8	0	1	0	0	18
10	BARFIELD, Gillian		0-0	0-0	0-0	0	0	0	0	0	0	0	0	0	0+
33	KEMPTON, Melody		2-2	0-0	1-1	1	1	2	3	5	0	0	0	0	12
	Team					1	2	3				1			
	Totals		25-54	7-13	11-12	11	32	43	14	68	15	19	5	4	200

1st - FG %: 6-17 47.1% 2nd: 4-15 26.7% 3rd: 7-11 63.6% 4th: 6-11 54.5% Game: 25-54 46.3% Deadball Rebounds
3PG %: 3-4 75.0% 1-4 25.0% 2-2 100.0% 1-3 33.3% 7-13 53.8% 1
FT %: 2-2 100.0% 2-2 100.0% 1-1 100.0% 6-7 85.7% 11-12 91.7%

Officials: Saif Esho,Meadow Overstreet,Robert Scofield
Technical fouls: Little Rock-None. Gonzaga-None.
Attendance:
2018-19 Women's Basketball. Round: 0. Gonzaga vs Little Rock. Played at .

Score by periods	1st	2nd	3rd	4th	Total
Little Rock	2	18	18	13	51
Gonzaga	21	11	17	19	68

Points	In Paint	Off T/O	2nd Chance	Fast Break	Bench
UALR	20	7	8	2	4
GON	24	14	11	4	19

Last FG - UALR 4th-02:48, GON 4th-00:59.
Largest lead - UALR None, GON by 21 2nd-09:30.
UALR led for 00:00. GON led for 39:46. Game was tied for 00:11.

Score tied - 0 times.
Lead changed - 0 times.

Official Basketball Box Score – Game Totals – Final Statistics
Gonzaga vs Oregon St.
03/25/19 6:15 pm at

Gonzaga 70 • 29-5

##	Player		Total FG-FGA	3-Ptr FG-FGA	FT-FTA	Rebounds Off	Def	Tot	PF	TP	A	TO	Blk	Stl	Min
00	RICE, Zykera	f	8-13	2-2	2-2	1	2	3	4	20	0	1	0	1	19
04	WIRTH, LeeAnne	f	5-11	0-0	0-0	1	4	5	5	10	1	0	0	0	29
15	LOERA, Jessie	g	4-11	1-4	2-2	0	3	3	4	11	6	1	1	2	34
24	CAMPBELL, Katie	g	0-6	0-5	2-2	1	1	2	4	2	0	1	0	1	36
30	SMITH, Chandler	g	6-12	0-2	1-1	1	2	3	4	13	3	1	3	0	31
03	WIRTH, Jenn		3-10	0-0	2-4	3	4	7	1	8	1	1	0	0	25
05	FORSYTH, Louise		0-0	0-0	0-0	0	1	1	3	0	0	1	0	0	12
33	KEMPTON, Melody		2-3	0-0	2-4	1	0	1	2	6	1	0	0	2	14
	Team					5	4	9							
	Totals		28-66	3-13	11-15	13	21	34	27	70	12	6	4	6	200

1st - FG %: 6-16 33.3% 2nd: 9-16 56.3% 3rd: 5-12 41.7% 4th: 8-20 40.0% Game: 28-66 42.4% Deadball Rebounds
3PG %: 0-3 0.0% 0-1 0.0% 0-1 0.0% 3-8 37.5% 3-13 23.1% 3
FT %: 3-4 75.0% 1-1 100.0% 5-6 83.3% 2-4 50.0% 11-15 73.3%

Oregon St. 76 • 26-7

##	Player		Total FG-FGA	3-Ptr FG-FGA	FT-FTA	Rebounds Off	Def	Tot	PF	TP	A	TO	Blk	Stl	Min
05	Taya Corosdale	f	4-10	2-5	2-2	2	5	7	3	12	2	2	1	2	40
00	Mikayla Pivec	g	5-13	1-2	8-8	2	9	11	2	19	6	4	1	0	38
03	Maddie Washington	g	6-9	0-0	0-0	3	3	6	2	12	1	0	0	0	20
10	Katie McWilliams	g	0-4	0-1	2-2	0	2	2	2	2	0	0	0	0	28
24	Destiny Slocum	g	4-9	1-3	3-4	2	4	6	2	12	4	0	0	2	27
01	Aleah Goodman		2-7	1-4	7-8	1	0	1	3	12	3	3	1	0	27
11	Joanna Grymek		3-7	0-0	1-4	4	2	6	1	7	0	2	0	0	20
	Team					2	1	3				1			
	Totals		24-59	5-15	23-28	16	26	42	15	76	16	12	3	4	200

1st - FG %: 4-16 25.0% 2nd: 6-14 42.9% 3rd: 7-18 38.9% 4th: 7-11 63.6% Game: 24-59 40.7% Deadball Rebounds
3PG %: 1-4 16.7% 2-4 50.0% 1-3 33.3% 1-2 50.0% 5-13 33.3% 3
FT %: 5-5 100.0% 4-6 66.7% 3-4 75.0% 11-13 84.6% 23-28 82.1%

Officials: Natasha Carny,Bob Scofield,Michael Price
Technical fouls: Gonzaga-None. Oregon St.-None.
Attendance: 5478
2018-19 Women's Basketball. Round: 0. Gonzaga vs Oregon St.. Played at .

Score by periods	1st	2nd	3rd	4th	Total
Gonzaga	15	19	15	21	70
Oregon St.	14	18	18	26	76

Points	In Paint	Off T/O	2nd Chance	Fast Break	Bench
GON	28	10	9	5	14
OSU	34	4	10	3	19

Last FG - GON 4th-00:04, OSU 4th-00:49.
Largest lead - GON by 6 3rd-07:32, OSU by 8 4th-00:40.
GON led for 25:17. OSU led for 09:02. Game was tied for 05:41.

Score tied - 10 times.
Lead changed - 9 times.

Official Basketball Box Score - Final
Gonzaga at Nebraska
03/18/22 KFC Yum! Center, Louisville
NCAA Division I Women's Basketball Championship - First Round

Game Time: 3:36 PM
Game Duration: 1:51
Officials: Robert Scofield, Mark Resch, Erika Camarota-Herriman

Gonzaga - 68 Record: 27-6

NO.	Name		Min	FG M-A	3P M-A	FT M-A	Rebounds OR	DR	TOT	Fouls PF	FD	TP	AS	TO	ST	Blocks BS	BA	+/-
1	Anamaria Virjoghe	F	19:52	4-5	0-0	2-3	0	3	3	1	2	10	1	0	0	2	0	4
4	Abby O'Connor	F	28:23	1-3	1-1	0-0	2	4	6	3	0	3	1	1	1	1	1	12
33	Melody Kempton	F	31:15	7-12	0-0	0-0	4	4	8	2	1	14	0	1	3	1	1	21
11	Kayleigh Truong	G	27:37	8-15	2-5	2-2	0	5	5	2	3	20	4	4	1	0	0	10
13	Cierra Walker	G	32:17	1-7	1-6	1-2	0	3	3	2	1	4	1	1	0	0	0	16
15	Yvonne Ejim		23:19	4-5	0-0	6-7	1	5	6	2	5	14	1	3	0	0	0	-3
14	Kaylynne Truong		25:34	0-5	0-3	0-0	1	2	3	3	1	0	6	3	2	0	1	3
24	McKayla Williams		07:14	0-2	0-0	0-0	0	0	0	0	1	0	0	0	0	0	0	-2
12	Eliza Hollingsworth		04:29	1-2	1-2	0-0	0	1	1	1	0	3	0	0	0	0	0	4
	Team						3	2	5			0		1				
	Totals			26-56	5-17	11-14	11	29	40	16	14	68	14	14	7	4	3	13

Technical Fouls: NONE

Shooting By Period		
1st FG%	6-13	46.2%
3PT%	1-3	33.3%
FT%	1-2	50%
2nd FG%	7-15	46.7%
3PT%	2-5	40.0%
FT%	3-5	60%
3rd FG%	8-15	53.3%
3PT%	1-4	25.0%
FT%	4-4	100%
4th FG%	5-13	38.5%
3PT%	1-5	20.0%
FT%	3-3	100%
GM FG%	26-56	46.4%
3PT%	5-17	29.4%
FT%	11-14	78.6%

Dead Ball Rebounds: 1, 0

Nebraska - 55 Record: 24-9

NO.	Name		Min	FG M-A	3P M-A	FT M-A	Rebounds OR	DR	TOT	Fouls PF	FD	TP	AS	TO	ST	Blocks BS	BA	+/-
34	Isabelle Bourne	F	31:54	2-4	1-2	1-4	3	2	5	3	4	6	1	0	1	1	0	-12
40	Alexis Markowski	C	27:03	3-10	1-2	3-6	5	4	9	4	4	10	0	0	0	2	0	-9
1	Jaz Shelley	G	31:22	4-11	3-8	0-0	0	1	1	4	1	11	4	2	0	0	1	-9
3	Allison Weidner	G	29:19	1-7	0-1	0-0	1	5	6	0	2	2	3	2	1	0	0	-3
4	Sam Haiby	G	35:35	6-15	2-4	6-7	1	5	6	0	4	20	1	2	3	0	1	-5
14	Bella Cravens		19:09	0-3	0-0	0-0	0	1	1	1	0	0	1	0	1	0	2	-4
5	M'Cole Cayton		15:23	1-4	1-3	0-0	1	1	2	1	1	3	0	2	0	0	0	-14
15	Kendall Moriarty		08:21	1-1	1-1	0-0	0	0	0	1	0	3	0	2	0	0	0	-8
21	Annika Stewart		01:54	0-1	0-1	0-0	0	0	0	0	0	0	0	0	0	0	0	-1
	Team						1	2	3			0		1				
	Totals			18-56	9-22	10-17	12	21	33	14	16	55	10	11	6	3	4	-13

Technical Fouls: NONE

Shooting By Period		
1st FG%	5-14	35.7%
3PT%	4-7	57.1%
FT%	2-4	50%
2nd FG%	4-11	36.4%
3PT%	2-5	40.0%
FT%	4-9	44.4%
3rd FG%	4-16	25.0%
3PT%	1-2	50.0%
FT%	4-4	100%
4th FG%	5-15	33.3%
3PT%	2-8	25.0%
FT%	0-0	0%
GM FG%	18-56	32.1%
3PT%	9-22	40.9%
FT%	10-17	58.8%

Dead Ball Rebounds: 4, 0

	GON	NEB
Biggest lead	16 (4th 2:09)	5 (1st 5:16)
Best Scoring Run	10 (2nd 8:30)	5 (1st 5:16)
Lead Changes	6	
Times Tied	1	
Time with Lead	29:50	09:04

Points from	GON	NEB
Turnovers	15	11
Paint	32	18
Second Chance	14	3
Fast Breaks	0	0
Bench	17	6

Period by Period Scoring	1st	2nd	3rd	4th	TOT
GON	14	19	21	14	68
NEB	16	14	13	12	55

LIVESTATS BY GENIUS SPORTS

Official Basketball Box Score - Final
Gonzaga at Louisville
03/20/22 KFC Yum! Center, Louisville
NCAA Division I Women's Basketball Championship - Second Round

Game Time: 7:06 PM
Game Duration: 1:57
Attendance: 10,414

Officials: Natasha Carny, Robert Scofield, Mark Resch

Gonzaga - 59 Record: 27-7

NO.	Name		Min	FG M-A	3P M-A	FT M-A	Rebounds OR	DR	TOT	Fouls PF	FD	TP	AS	TO	ST	Blocks BS	BA	+/-
1	Anamaria Virjoghe	F	19:54	1-3	0-0	0-0	1	4	5	2	1	2	0	3	1	1	0	-8
4	Abby O'Connor	F	23:32	0-4	0-2	1-2	2	3	5	2	2	1	0	1	1	0	1	-13
33	Melody Kempton	F	34:49	4-10	0-0	5-5	4	2	6	3	6	13	2	2	1	1	2	-3
11	Kayleigh Truong	G	35:30	5-11	0-3	4-5	1	3	4	2	4	14	2	6	1	0	0	-11
13	Cierra Walker	G	28:07	2-7	2-7	4-4	1	5	6	1	2	10	2	2	0	0	0	0
14	Kaylynne Truong		24:07	3-8	2-7	1-2	0	2	2	2	2	9	1	2	1	1	1	-3
15	Yvonne Ejim		24:13	3-5	0-0	2-2	3	2	5	3	1	8	2	1	0	0	1	-2
24	McKayla Williams		08:56	1-2	0-1	0-0	0	1	1	0	0	2	1	0	0	0	0	-3
12	Eliza Hollingsworth		00:52	0-0	0-0	0-0	0	0	0	0	0	0	0	0	0	0	0	-2
Team							3	3	6			0		1				
Totals				19-50	4-20	17-20	15	25	40	15	18	59	10	18	5	3	5	-9

Technical Fouls: NONE

Shooting By Period		
1st FG%	4-14	28.6%
3PT%	2-9	22.2%
FT%	4-5	80%
2nd FG%	8-13	61.5%
3PT%	0-3	0.0%
FT%	2-3	66.7%
3rd FG%	4-12	33.3%
3PT%	1-6	16.7%
FT%	3-4	75%
4th FG%	3-11	27.3%
3PT%	1-2	50.0%
FT%	8-8	100%
GM FG%	19-50	38.0%
3PT%	4-20	20.0%
FT%	17 20	85.0%

Dead Ball Rebounds: 2, 1

Louisville - 68 Record: 27-4

NO.	Name		Min	FG M-A	3P M-A	FT M-A	Rebounds OR	DR	TOT	Fouls PF	FD	TP	AS	TO	ST	Blocks BS	BA	+/-
44	Olivia Cochran	F	24:36	5-8	0-0	1-3	4	1	5	3	2	11	3	0	1	1	1	21
10	Hailey Van Lith	G	37:06	8-17	3-6	2-2	1	5	6	1	4	21	2	0	0	0	1	9
14	Kianna Smith	G	35:54	5-11	2-6	0-0	0	1	1	3	0	12	2	1	0	1	0	16
21	Emily Engstler	G	33:56	3-13	0-3	6-7	5	6	11	4	4	12	3	1	5	2	1	15
23	Chelsie Hall	G	33:49	3-8	1-4	1-1	0	1	1	0	2	8	2	0	1	0	0	12
22	Liz Dixon		09:19	0-1	0-0	0-0	1	1	2	2	0	0	0	2	2	0	0	-9
5	Mykasa Robinson		18:19	2-3	0-0	0-0	0	2	2	3	3	4	1	3	1	1	0	-13
12	Payton Verhulst		06:04	0-2	0-2	0-0	1	0	1	1	0	0	0	1	0	0	0	-6
2	Ahlana Smith		00:57	0-1	0-0	0-0	0	0	0	1	0	0	0	0	0	0	0	0
Team							2	0	2			0		0				
Totals				26-64	6-21	10-13	14	17	31	18	15	68	13	8	10	5	3	9

Technical Fouls: NONE

Shooting By Period		
1st FG%	8-22	36.4%
3PT%	2-6	33.3%
FT%	0-0	0%
2nd FG%	7-16	43.8%
3PT%	1-6	16.7%
FT%	3-4	75%
3rd FG%	6-12	50.0%
3PT%	2-3	66.7%
FT%	6-7	85.7%
4th FG%	5-14	35.7%
3PT%	1-6	16.7%
FT%	1-2	50%
GM FG%	26-64	40.6%
3PT%	6-21	28.6%
FT%	10-13	76.9%

Dead Ball Rebounds: 1, 0

	GON	LOU
Biggest lead	1 (2nd 4:08)	15 (4th 1:58)
Best Scoring Run	12 (1st 2:04)	11 (1st 5:33)
Lead Changes	6	
Times Tied	4	
Time with Lead	00:59	36:28

Points from	GON	LOU
Turnovers	11	23
Paint	28	32
Second Chance	15	11
Fast Breaks	2	11
Bench	19	4

Period by Period Scoring	1st	2nd	3rd	4th	TOT
GON	14	18	12	15	59
LOU	18	18	20	12	68

LIVESTATS BY GENIUS SPORTS

Official Basketball Box Score - Final
Gonzaga at Ole Miss
03/17/23 Maples Pavilion, Stanford, CA
2022-23 Women's Basketball

Game Time: 7:00 PM
Game Duration: 2:00
Attendance: 4,020

Officials: Charles Gonzalez, Brian Garland, Felicity Willis

Gonzaga - 48 Record: 28-5

NO.	Name		Min	FG M-A	3P M-A	FT M-A	Rebounds OR	DR	TOT	Fouls PF	FD	TP	AS	TO	ST	Blocks BS	BA	+/-
12	Eliza Hollingsworth	F	27:43	2-5	0-2	0-0	0	4	4	1	0	4	1	0	0	0	0	-19
15	Yvonne Ejim	F	23:15	8-14	0-2	3-5	5	3	8	4	6	19	0	1	2	0	0	-10
14	Kaylynne Truong	G	33:10	2-9	1-3	1-2	0	1	1	2	4	6	6	0	0	0	0	-13
22	Brynna Maxwell	G	22:56	1-10	0-5	2-2	2	0	2	1	0	4	0	0	0	0	2	-15
24	McKayla Williams	G	32:55	2-5	0-2	5-6	1	5	6	3	5	9	0	2	1	1	0	-17
5	Maud Huijbens		15:15	0-1	0-0	0-0	3	0	3	1	1	0	0	0	0	0	0	-10
11	Kayleigh Truong		23:14	1-9	0-3	2-2	0	0	0	0	3	4	0	2	0	0	1	-22
0	Esther Little		02:07	0-0	0-0	0-0	0	0	0	2	0	0	0	1	0	0	0	-4
10	Calli Stokes		15:23	0-4	0-0	0-0	0	5	5	2	0	0	0	2	1	0	0	-5
1	Destiny Burton		02:01	0-0	0-0	0-0	0	0	0	1	0	0	0	0	0	0	0	0
3	Payton Muma		02:01	1-1	0-0	0-0	0	0	0	1	0	2	0	0	0	0	0	0
Team							5	2	7			0		4				
Totals				17-58	1-17	13-17	16	20	36	18	19	48	7	12	4	1	3	-23

Technical Fouls:: NONE

Shooting By Period		
1st FG%	4-14	28.6%
3PT%	0-5	0.0%
FT%	2-2	100%
2nd FG%	5-14	35.7%
3PT%	0-2	0.0%
FT%	1-2	50%
3rd FG%	3-18	16.7%
3PT%	1-7	14.3%
FT%	3-5	60%
4th FG%	5-12	41.7%
3PT%	0-3	0.0%
FT%	7-8	87.5%
GM FG%	17-58	29.3%
3PT%	1-17	5.9%
FT%	13-17	76.5%

Dead Ball Rebounds: 2, 0

Ole Miss - 71 Record: 24-8

NO.	Name		Min	FG M-A	3P M-A	FT M-A	Rebounds OR	DR	TOT	Fouls PF	FD	TP	AS	TO	ST	Blocks BS	BA	+/-
2	Marquesha Davis	F	25:03	4-11	0-1	0-2	2	4	6	3	2	8	1	2	0	1	0	21
22	Tyia Singleton	F	27:21	0-5	0-3	3-4	2	2	4	2	2	3	0	1	0	1	0	21
24	Madison Scott	F	28:19	4-8	0-0	3-4	6	4	10	1	2	11	1	1	0	1	0	6
1	Myah Taylor	G	21:58	2-6	1-1	0-0	1	2	3	1	3	5	4	0	0	0	0	21
15	Angel Baker	G	26:22	5-11	1-1	0-0	1	4	5	3	1	11	0	3	0	0	1	10
5	Snudda Collins		21:24	4-12	3-10	4-6	0	1	1	3	4	15	1	0	0	0	0	11
32	Rita Igbokwe		10:04	2-3	0-0	0-0	3	2	5	2	1	4	1	1	1	0	0	11
10	Destiny Salary		10:43	1-1	0-0	1-2	1	1	2	2	1	3	0	0	0	0	0	2
23	Elauna Eaton		14:12	1-4	1-4	0-0	1	1	2	1	0	3	0	0	1	0	0	5
20	Ayanna Thompson		12:34	2-4	1-3	3-4	3	1	4	1	2	8	1	0	0	0	0	7
12	Jordan Berry		02:00	0-1	0-1	0-0	0	0	0	1	0	0	0	0	0	0	0	0
Team							4	5	9			0		0				
Totals				25-66	7-24	14-22	24	27	51	20	18	71	9	8	2	3	1	23

Technical Fouls:: Thompson 1st 1:01

Shooting By Period		
1st FG%	4-13	30.8%
3PT%	0-3	0.0%
FT%	4-6	66.7%
2nd FG%	7-15	46.7%
3PT%	4-9	44.4%
FT%	4-5	80%
3rd FG%	10-19	52.6%
3PT%	2-4	50.0%
FT%	3-4	75%
4th FG%	4-19	21.1%
3PT%	1-8	12.5%
FT%	3-7	42.9%
GM FG%	25-66	37.9%
3PT%	7-24	29.2%
FT%	14-22	63.6%

Dead Ball Rebounds: 5, 0

	GON	OLE
Biggest lead	2 (1st 9:06)	28 (3rd 0:35)
Best Scoring Run	4(2nd 8:40)	9(2nd 2:53)
Lead Changes	1	
Times Tied	3	
Time with Lead	00:21	36:26

Points from	GON	OLE
Turnovers	6	13
Paint	24	20
Second Chance	9	21
Fast Breaks	8	4
Bench	6	33

Period by Period Scoring	1st	2nd	3rd	4th	TOT
GON	10	11	10	17	48
OLE	12	22	25	12	71

LIVESTATS BY GENIUS SPORTS

Official Basketball Box Score - Final
UC Irvine at Gonzaga
03/23/24 McCarthey Athletic Center, Spokane
2023-24 Women's Basketball

Game Time: 4:30 PM
Game Duration: 1:50
Attendance: 6,000

Officials: Kyle Bacon, Ashley Ellis, Sean Martin

UC Irvine - 56 Record: 23-9

NO.	Name		Min	FG M-A	3P M-A	FT M-A	Rebounds OR	DR	TOT	Fouls PF	FD	TP	AS	TO	ST	Blocks BS	BA	+/-
24	Nevaeh Dean	F	19:48	0-3	0-2	2-2	1	2	3	3	1	2	1	2	0	0	0	-6
1	Moulayna Johnson Sidi Baba	G	30:04	3-13	0-0	9-11	5	7	12	1	9	15	2	2	2	0	1	-6
3	Nikki Tom	G	35:52	1-5	1-4	0-0	1	2	3	3	0	3	1	1	1	0	0	-11
13	Deja Lee	G	33:14	5-14	2-8	1-1	0	1	1	3	4	13	0	3	3	0	0	-18
23	Diaba Konate	G	27:36	2-9	1-3	0-0	0	1	1	1	0	5	2	3	1	0	0	-22
32	Nevaeh Parkinson		24:30	8-10	0-0	2-2	7	3	10	3	4	18	0	1	1	0	1	-5
12	Shirel Nahum		19:39	0-3	0-2	0-0	0	0	0	3	1	0	0	1	0	0	1	-9
11	Amelia Scharpf		06:56	0-2	0-2	0-0	0	0	0	0	0	0	1	1	0	0	0	-12
22	Clara Djoko		02:22	0-0	0-0	0-0	0	0	0	0	0	0	0	0	0	0	0	-6
Team							2	2	4			0		2				
Totals				19-59	4-21	14-16	16	18	34	17	19	56	7	16	8	0	3	-19

Technical Fouls:: NONE

Shooting By Period		
1st FG%	7-13	53.8%
3PT%	2-5	40.0%
FT%	1-1	100%
2nd FG%	4-17	23.5%
3PT%	0-6	0.0%
FT%	0-0	0%
3rd FG%	3-15	20.0%
3PT%	1-6	16.7%
FT%	4-6	66.7%
4th FG%	5-14	35.7%
3PT%	1-4	25.0%
FT%	9-9	100%
GM FG%	19-59	32.2%
3PT%	4-21	19.0%
FT%	14-16	87.5%

Dead Ball Rebounds: 1, 0

Gonzaga - 75 Record: 31-3

NO.	Name		Min	FG M-A	3P M-A	FT M-A	Rebounds OR	DR	TOT	Fouls PF	FD	TP	AS	TO	ST	Blocks BS	BA	+/-
12	Eliza Hollingsworth	F	30:44	4-5	1-2	0-0	2	2	4	4	2	9	1	3	2	1	0	22
15	Yvonne Ejim	F	30:33	12-23	0-1	1-1	4	10	14	4	5	25	4	3	0	1	0	13
11	Kayleigh Truong	G	22:45	5-8	2-4	4-4	1	2	3	3	5	16	5	2	3	0	0	22
14	Kaylynne Truong	G	32:23	3-11	2-9	0-0	1	4	5	2	3	8	5	2	2	0	0	3
22	Brynna Maxwell	G	27:47	4-12	2-7	1-2	1	1	2	1	2	11	0	1	4	0	0	32
0	Esther Little		25:28	0-0	0-0	0-0	0	2	2	3	0	0	1	0	0	0	0	0
5	Maud Huijbens		18:43	2-3	0-0	0-0	1	1	2	2	0	4	1	1	1	1	0	3
4	Claire O'Connor		11:38	1-1	0-0	0-0	2	1	3	0	0	2	0	1	0	0	0	0
Team							1	2	3			0		0				
Totals				31-63	7-23	6-7	13	25	38	19	17	75	17	13	12	3	0	19

Technical Fouls:: NONE

Shooting By Period		
1st FG%	5-16	31.3%
3PT%	0-8	0.0%
FT%	0-0	0%
2nd FG%	8-18	44.4%
3PT%	2-6	33.3%
FT%	2-2	100%
3rd FG%	10-15	66.7%
3PT%	4-7	57.1%
FT%	1-1	100%
4th FG%	8-14	57.1%
3PT%	1-2	50.0%
FT%	3-4	75%
GM FG%	31-63	49.2%
3PT%	7-23	30.4%
FT%	6-7	85.7%

Dead Ball Rebounds: 2, 0

	UCI	GON
Biggest lead	11 (1st 1:56)	26 (4th 6:15)
Best Scoring Run	7(1st 3:37)	14(3rd 7:35)
Lead Changes	5	
Times Tied	2	
Time with Lead	13:46	24:01

Points from	UCI	GON
Turnovers	16	16
Paint	26	36
Second Chance	16	14
Fast Breaks	2	6
Bench	18	6

Period by Period Scoring	1st	2nd	3rd	4th	TOT
UCI	17	8	11	20	56
GON	10	20	25	20	75

LIVESTATS BY GENIUS SPORTS

Official Basketball Box Score - Final
Utah at Gonzaga
03/25/24 McCarthey Athletic Center, Spokane
2023-24 Women's Basketball

Game Time: 7:30 PM
Game Duration: 1:55
Attendance: 6,000

Officials: Brenda Pantoja, Kyle Bacon, Ashley Ellis

Utah - 66 Record: 23-11

NO.	Name		Min	FG M-A	3P M-A	FT M-A	Rebounds OR	DR	TOT	Fouls PF	FD	TP	AS	TO	ST	Blocks BS	BA	+/-
22	Jenna Johnson	F	36:12	1-4	1-4	2-2	2	2	4	3	3	5	4	0	0	1	0	-4
35	Alissa Pili	F	38:45	12-20	4-7	7-7	4	3	7	4	5	35	1	1	1	1	1	-11
2	Ines Vieira	G	40:00	0-5	0-4	0-0	1	2	3	3	1	0	7	3	3	0	0	-11
23	Maty Wilke	G	20:32	1-9	1-6	0-0	0	2	2	2	1	3	2	3	1	0	1	-17
24	Kennady McQueen	G	36:28	5-13	2-8	0-0	0	7	7	3	2	12	1	2	1	0	0	-13
34	Dasia Young		24:31	5-9	1-2	0-0	2	2	4	2	1	11	0	0	1	0	0	-1
3	Lani White		03:32	0-3	0-3	0-0	0	1	1	0	0	0	1	0	0	0	0	2
Team							1	2	3			0		2				
Totals				24-63	9-34	9-9	10	21	31	17	13	66	16	11	7	2	2	-11

Technical Fouls:: NONE

Shooting By Period		
1st FG%	8-13	61.5%
3PT%	5-10	50.0%
FT%	2-2	100%
2nd FG%	3-12	25.0%
3PT%	1-8	12.5%
FT%	1-1	100%
3rd FG%	6-19	31.6%
3PT%	1-9	11.1%
FT%	4-4	100%
4th FG%	7-19	36.8%
3PT%	2-7	28.6%
FT%	2-2	100%
GM FG%	24-63	38.1%
3PT%	9-34	26.5%
FT%	9-9	100.0%

Dead Ball Rebounds: 0, 0

Gonzaga - 77 Record: 32-3

NO.	Name		Min	FG M-A	3P M-A	FT M-A	Rebounds OR	DR	TOT	Fouls PF	FD	TP	AS	TO	ST	Blocks BS	BA	+/-
12	Eliza Hollingsworth	F	33:32	4-7	3-5	2-3	2	2	4	2	5	13	5	2	0	1	0	17
15	Yvonne Ejim	F	30:53	7-14	0-1	3-4	1	12	13	3	2	17	3	0	1	0	1	7
11	Kayleigh Truong	G	32:10	5-9	3-5	8-9	0	7	7	2	5	21	2	2	1	0	0	14
14	Kaylynne Truong	G	34:26	4-12	4-7	2-2	1	1	2	3	2	14	5	3	1	0	0	16
22	Brynna Maxwell	G	35:11	3-6	1-3	2-2	1	3	4	0	2	9	0	1	1	1	0	11
0	Esther Little		18:03	0-0	0-0	0-0	0	3	3	2	0	0	0	0	0	0	0	-8
5	Maud Huijbens		15:35	1-2	1-1	0-2	2	1	3	1	1	3	1	2	0	0	1	-2
4	Claire O'Connor		00:10	0-0	0-0	0-0	0	0	0	0	0	0	0	0	0	0	0	0
Team							1	0	1			0		1				
Totals				24-50	12-22	17-22	8	29	37	13	17	77	16	11	4	2	2	11

Technical Fouls:: NONE

Shooting By Period		
1st FG%	6-14	42.9%
3PT%	3-7	42.9%
FT%	2-2	100%
2nd FG%	9-12	75.0%
3PT%	5-5	100.0%
FT%	1-2	50%
3rd FG%	7-15	46.7%
3PT%	4-7	57.1%
FT%	3-5	60%
4th FG%	2-9	22.2%
3PT%	0-3	0.0%
FT%	11-13	84.6%
GM FG%	24-50	48.0%
3PT%	12-22	54.5%
FT%	17-22	77.3%

Dead Ball Rebounds: 2, 0

	UTA	GON
Biggest lead	7 (2nd 9:18)	21 (3rd 7:09)
Best Scoring Run	10(1st 1:04)	14(2nd 0:16)
Lead Changes	6	
Times Tied	3	
Time with Lead	09:23	28:15

Points from	UTA	GON
Turnovers	4	12
Paint	28	16
Second Chance	12	7
Fast Breaks	0	2
Bench	11	3

Period by Period Scoring	1st	2nd	3rd	4th	TOT
UTA	23	8	17	18	66
GON	17	24	21	15	77

LIVESTATS BY GENIUS SPORTS

Official Basketball Box Score - Final
Gonzaga at Texas
03/29/24 Moda Center, Portland
2023-24 Women's Basketball

Game Time: 7:00 PM
Game Duration: 1:56
Attendance: 10,104

Officials: Jesse Dickerson, Brian Garland, Teresa Turner

Gonzaga - 47 **Record: 32-4**

NO.	Name		Min	FG M-A	3P M-A	FT M-A	Rebounds OR	DR	TOT	Fouls PF	FD	TP	AS	TO	ST	Blocks BS	BA	+/-
12	Eliza Hollingsworth	F	32:41	2-6	1-2	2-2	2	3	5	3	4	7	1	1	1	0	1	-14
15	Yvonne Ejim	F	25:39	4-10	0-0	6-6	1	4	5	5	6	14	2	4	0	1	1	-10
11	Kayleigh Truong	G	31:30	1-8	0-6	4-4	1	2	3	3	4	6	1	5	1	0	0	-3
14	Kaylynne Truong	G	37:11	2-10	1-6	0-0	0	0	0	1	0	5	4	1	2	0	0	-23
22	Brynna Maxwell	G	35:49	4-13	2-7	3-4	0	2	2	2	4	13	0	1	6	1	1	-19
0	Esther Little		15:30	0-1	0-1	0-0	0	0	0	0	0	0	0	2	0	0	0	-21
5	Maud Huijbens		19:39	0-1	0-0	1-2	2	0	2	4	3	1	1	2	1	0	1	-17
4	Claire O'Connor		02:01	0-0	0-0	1-2	0	0	0	0	0	1	0	0	0	0	0	-3
Team							2	7	9			0		0				
Totals				13-49	4-22	17-20	8	18	26	18	21	47	9	16	11	2	4	-22

Technical Fouls::NONE

Shooting By Period			
1st	FG%	2-11	18.2%
	3PT%	1-4	25.0%
	FT%	4-4	100%
2nd	FG%	1-10	10.0%
	3PT%	1-5	20.0%
	FT%	6-8	75%
3rd	FG%	6-15	40.0%
	3PT%	1-6	16.7%
	FT%	4-4	100%
4th	FG%	4-13	30.8%
	3PT%	1-7	14.3%
	FT%	3-4	75%
GM	FG%	13-49	26.5%
	3PT%	4-22	18.2%
	FT%	17-20	85.0%

Dead Ball Rebounds: 2, 0

Texas - 69 **Record: 33-4**

NO.	Name		Min	FG M-A	3P M-A	FT M-A	Rebounds OR	DR	TOT	Fouls PF	FD	TP	AS	TO	ST	Blocks BS	BA	+/-
5	DeYona Gaston	F	18:12	3-7	0-0	0-2	0	0	0	2	1	6	0	0	0	1	0	0
23	Aaliyah Moore	F	33:10	5-9	0-1	6-7	4	6	10	2	8	16	6	2	1	0	1	25
35	Madison Booker	F	25:48	3-8	0-0	0-0	1	7	8	4	2	6	2	7	0	1	0	10
2	Shaylee Gonzales	G	39:38	6-11	3-5	0-0	0	3	3	3	3	15	4	0	2	0	0	23
10	Shay Holle	G	38:15	5-7	2-3	0-0	3	3	6	2	0	12	3	5	2	1	0	25
20	Khadija Faye		14:53	2-3	0-0	4-4	1	2	3	4	3	8	0	1	2	1	0	15
32	Ndjakalenga Mwenentanda		06:27	0-1	0-0	0-0	1	2	3	1	0	0	0	4	0	0	1	2
21	Gisella Maul		09:42	0-2	0-1	0-0	0	1	1	0	0	0	0	0	0	0	0	6
14	Amina Muhammad		13:55	2-4	0-0	2-2	0	2	2	3	1	6	1	0	0	0	0	4
Team							0	3	3			0		0				
Totals				26-52	5-10	12-15	10	29	39	21	18	69	16	19	7	4	2	22

Technical Fouls::NONE

Shooting By Period			
1st	FG%	7-16	43.8%
	3PT%	2-4	50.0%
	FT%	2-2	100%
2nd	FG%	7-11	63.6%
	3PT%	2-3	66.7%
	FT%	3-5	60%
3rd	FG%	7-14	50.0%
	3PT%	1-2	50.0%
	FT%	2-2	100%
4th	FG%	5-11	45.5%
	3PT%	0-1	0.0%
	FT%	5-6	83.3%
GM	FG%	26-52	50.0%
	3PT%	5-10	50.0%
	FT%	12-15	80.0%

Dead Ball Rebounds: 1, 0

	GON	UTA
Biggest lead	3 (1st 5:53)	25 (4th 1:56)
Best Scoring Run	9(3rd 5:02)	10(1st 3:58)
Lead Changes	4	
Times Tied	1	
Time with Lead	03:41	36:05

Points from	GON	UTA
Turnovers	12	18
Paint	18	36
Second Chance	7	12
Fast Breaks	7	2
Bench	2	14

Period by Period Scoring	1st	2nd	3rd	4th	TOT
GON	9	9	17	12	47
UTA	18	19	17	15	69

LIVESTATS BY GENIUS SPORTS

NCAA TOURNAMENT RECAPS

2024 - SWEET 16

Gonzaga secured its 10th West Coast Conference Tournament Championship and returned to the NCAA tournament for the seventh-straight season and 15th time overall. Gonzaga finished the regular season with a program best 32-4 overall record and a perfect 16-0 in WCC play.

The Zags were selected as the No. 4 seed and hosted the first two rounds at the McCarthey Athletic Center. Yvonne Ejim had 25 points and 14 rebounds and No. 4 seed Gonzaga overcame a slow start to roll past UC Irvine 75-56 in the first round of the women's NCAA Tournament to advance to the Second Round to face No. 5 Utah. Kayleigh Truong scored 21 points, Yvonne Ejim added 17 points and 13 rebounds, and fourth-seeded Gonzaga advanced to the Sweet 16, beating No. 5 seed Utah 77-66 in the second round of the NCAA Tournament in Spokane.

Gonzaga went on to play No. 1 Texas in the Portland region for the Sweet 16. The Bulldogs fell to No. 1 seed Texas, 69-47, in the Sweet 16 in the Portland Regional. Yvonne Ejim led Gonzaga (32-4) with 14 points. Brynna Maxwell added 13 points, as the winningest season in school history came to a close.

NCAA TOURNAMENT RECAPS

2023 - FIRST ROUND

Gonzaga eturned to the NCAA tournament for the sixth-straight season and 14th time overall. Gonzaga finished the regular season with a 28-5 overall record and a 17-1 mark in WCC play.

The Zags were selected as the No. 9 seed in the Stanford Region of the 2023 NCAA Tournament and were set to face No. 8 Ole Miss.

Against the Rebels, Yvonne Ejim led the Zags with 19 points and eight rebounds in a loss to No. 8 seeded Ole Miss in the opening round of the NCAA Tournament, 71-48. Gonzaga came in shooting 42% from 3-point range and Brynna Maxwell held the second-best 3-point shooting percentage in the nation coming in at 49.43%, but the team finished just 1 for 17 and Maxwell scored four points.

2022 - SECOND ROUND

Gonzaga secured its 10th West Coast Conference Tournament Championship and returned to the NCAA tournament for the fifth-straight season and 13th time overall. Gonzaga finished the regular season with a 27-7 overall record and a 15-3 mark in WCC play.

In the 2022 WCC Tournament Championship, Melody Kempton scored 15 points and Gonzaga defeated No. 15 BYU 71-59. It was a big turnaround for second-seeded Gonzaga, which dropped two games to the top-seeded Cougars in the regular season. Gonzaga defeated the Cougars in the championship game last year, 43-42, on a basket as time expired.

The Zags were selected as the No. 9 seed in the Louisville Region of the 2022 NCAA Tournament and were set to face No. 8 Nebraska.

In the opening round, Kayleigh Truong scored a career-high 20 points to lead Gonzaga to a 68-55 victory over Nebraska. Truong, a junior guard, scored 15 of her points in the second half, and those came after she landed awkwardly in a second quarter collision with Nebraska's Jaz Shelley. That caused her to miss the final five minutes of the first half. While Nebraska couldn't dictate the tempo, Gonzaga controlled the boards. In winning their sixth straight, the Bulldogs, who came into the contest with the country's sixth-best rebounding margin (10.3 per game), outrebounded the Huskers 40-33.

In the Second Round of the NCAA Tournament, the Bulldogs faced No. 1-Seeded Louisville in the KFC Yum! Center. Three Zags scored in double figures, led by junior Kayleigh Truong for the second game in a row, with 14 points. Senior Melody Kempton was right behind her with 13 points as senior Cierra Walker also scored 10. Both Walker and Kempton recorded a team-high six rebounds. The Bulldogs came up just short of the No. 1 team, 68-59, after erasing a 14-0 deficiet in the first quarter. Overall, Gonzaga outrebounded the Cardinals, 40-31. The Bulldogs also scored 28 points in the paint and had 19 points come from off the bench. The Zags finish the season at 27-7, marking Fortier's seventh season with 20 or more wins.

NCAA TOURNAMENT RECAPS

2021 - FIRST ROUND

Gonzaga secured its 16th regular-season West Coast Conference Championship in the last 17 seasons and returned to the NCAA tournament for the fourth-straight season and 12th time overall. Gonzaga finished the regular season with a 21-3 overall record and a 16-1 mark in WCC play. The 2020-21 squad became the first in program history to be ranked every single week of the season (including preseason), climbing to as high as No. 14/13.

The 2020-21 season was unlike any other as Gonzaga and the rest of the NCAA navigated the COVID-19 pandemic. Miraculously, GU had only two cancellations on the season--both of which were cancelled due to COVID-19 protocols in opposing team programs--while having to reschedule one game. With a 21-3 mark heading into the WCC Tournament and a No. 1 seed, GU handled No. 4-seeded Santa Clara 72-62 in the semifinals to advance to the tournament championship after a one-year hiatus. The Zags were set to face a familiar foe in the finals in BYU. However, a wave of gastroenteritis slammed the squad overnight, affecting six players, two managers and an assistant coach.

Both Jill Townsend and Cierra Walker felt well enough to suit up, but the Zags were far from 100 percent. The Bulldogs overcame an array of obstacles and a rough shooting performance to upend No. 2-seeded BYU at the buzzer. A pivotal offensive rebound from freshman Yvonne Ejim and the following jump ball gave the Zags the ball with 0.6 seconds remaining. Kayleigh Truong found Townsend on the cut who calmly sunk the 15-foot jumper as time expired over the outstreched hands of BYU's 6-foot-7 center. For the first time since 2018 the Zags had secured the automatic qualifying bid to the NCAA Tournament.

The Zags were selected as the No. 5 seed in the Mercado Region of the 2021 NCAA Tournament, tying their highest seed ever, and were set to face No. 12 Belmont. This season's tournament was unlike any other; due to COVID-19, the NCAA hosted all 64 teams at one site: San Antonio. The programs were required to arrive six days prior to their first game, and upon arrival, they were required to quarantine for 36 hours. Players, coaches and staff were not allowed to leave the 'bubble' as it came to be known throughout their duration in San Antonio.

Gonzaga faced No. 12 Belmont in the First Round, hosted by Texas State in San Marcos, Texas, on March 22. Despite a dominating effort on the glass, 37-18, and a 17-point effort from Townsend, Gonzaga committed 20 turnovers to Belmont's six, while the Bruins converted those turnovers into 25 points. The Zags cut the lead to two (57-55) with 3:58 to go, and again with 46 seconds remaining. But Belmont responded to hold on to the 64-59 victory.

2020 - NCAA TOURNAMENT CANCELLED DUE TO COVID-19

The 2019-20 season was shaping up to be quite possibly one of the best in program history. During the regular season, Gonzaga burst into the national polls following an overtime loss at No. 3 Stanford and remained in the Top 25 for the entirety of the season. Late in the year, GU rose to its highest regular-season ranking ever, coming in at No. 11 in the Associated Press Top 25 and No. 10 in the USA Today/WBCA Coaches Poll. The nation was taking note. In both NCAA Division I Women's Basketball Committee Top-16 reveals, the Zags were projected as a No. 3 seed in the 2020 NCAA Tournament; this meant the Zags would host the First and Second Rounds inside the McCarthey Athletic Center for the firs time since the NCAA announced in 2014-15 that only the top 16 seeds are eligible to host.

Despite a speed bump loss in the West Coast Conference semifinals to eventual champion Portland, the Zags were still slated to host, this time as a No. 4 seed. However, days later, the entire NCAA Tournament and remaining conference tournaments were cancelled due to the COVID-19 pandemic. Gonzaga's historic season came to a close with a 28-3 final record and a projected No. 3/4 seed in the 2020 NCAA Tournament that never came to be.

2017 - FIRST ROUND

After winning their 12th regular-season West Coast Conference Championship in 13 years and storming to their sixth WCC Tournament Title in nine years, the Bulldogs returned to the NCAA Tournament for the eighth time in nine years, and ninth time overall. Lisa Fortier was named WCC Coach of the Year for the second time in her first three years, the first GU coach to do that, and Jill Barta was chosen as the WCC Tournament MOP after a tournament-record 37 points in the championship game.

The Bulldogs entered the NCAA Tournament as an 11th-seed for the fourth time, holding a 7-3 record under that seed in tournament history. GU fell to sixth-seeded Oklahoma 62-75 in Seattle, Wash. in the first round, the first time they did not advance as an 11 seed. Laura Stockton shined in her first NCAA Tournament game with 14 points, four assists, and three steals. The Bulldogs tied their single-game tournament record with 44 rebounds, a nine-rebound advantage over the larger Sooners.



2015 - SWEET SIXTEEN

After sweating out Selection Sunday, the 2014-15 Gonzaga women's basketball team saw their name and their matchup on the bracket. They then reeled off another incredible run in the NCAA Tournament. For the seventh and eighth time, GU won NCAA Tournament games as a double-digit seed, the most in NCAA history. No other women's team has more than four wins as a 10-seed or lower. The Zags boast the second-best record of any NCAA Division I team, men's or women's, as a double-digit seed in the NCAA Tournament: 8-6.

Prior to their upset NCAA Tournament victories, and 11th straight West Coast Conference regular-season title, the Bulldogs reeled off 16 straight victories, the fifth-longest win streak in program history. The 2014-15 Zags were the first team in West Coast Conference history to start league play with a 15-0 record.

Gonzaga, the 11-seed, opened the NCAA Tournament with an 82-69 upset win over sixth-seeded George Washington. Sunny Greinacher and Keani Albanez both finished with 19 points, and the Zags held George Washington to just 29 percent shooting from the field.

The Bulldogs then stunned third-seeded Oregon State on its own court, 76-64. Paced by a career-high 19 points from redshirt freshman Emma Wolfram, GU silenced a large boisterous crowd in Corvallis. Gonzaga led by as many as 12 points midway through the second half, but Oregon State tied the game at 64. That would be the last points the Beavers would score as Gonzaga had the game's final 12 points.

The Zags advanced to their fourth Sweet 16, and a trip back home to play inside the Spokane Arena against fifth-ranked nationally Tennessee. Gonzaga led for the majority of the game over the second-seeded Volunteers in front of nearly 9,000 raucous fans. The Bulldogs led by 17 points with just over six minutes left in regulation. But, Tennessee proved its ranking and matched it's largest-ever comeback in an NCAA Tournament game to force overtime. The Lady Vols pulled away and held off the valiant effort from the Zags.

2014 - FIRST ROUND

The Gonzaga University women's basketball earned their sixth-straight bid to the NCAA Tournament, and seventh time in the last eight seasons. The Bulldogs won the West Coast Conference Tournament Championship for the sixth time in eight years, earning the automatic bid to the NCAA Tournament. Kelly Graves was named the WCC Coach of the Year, and Sunny Greinacher was named the WCC Tournament Most Outstanding Player as a junior.

The Bulldogs received their highest seed ever in the NCAA Tournament as a six-seed. Gonzaga traveled to College Station, Texas for its first round meeting with James Madison. In the second meeting all-time between the programs, JMU held off the Zags to advance. It marked the second-straight season that GU fell in the first round. Gonzaga was led by Greinacher's 17 points and eight rebounds. Haidon Palmer finished her phenomenal career with 14 points and game-high seven assists. Keani Albanez added 12 points.

2013 - FIRST ROUND

The 2012-13 season saw the Gonzaga University women's basketball team earn a bid to the NCAA Tournament for the fifth-straight year and for the sixth time in seven years. The Bulldogs won the West Coast Conference Tournament Championship for the fifth time in seven years, earning the automatic bid to the NCAA Tournament. Senior Taelor Karr was named WCC Player of the Year, junior Haiden Palmer was tabbed WCC Tournament Most Valuable Player and Kelly Graves garnered WCC Coach of the Year accolades.

The Bulldogs, who were seeded 12th in the NCAA Tournament, dropped a hard-fought 72-60 decision to No. 5 seed Iowa State University in the first round of the NCAA Tournament, hosted at the McCarthey Athletic Center. It was the first time since 2007 - the Zags inaugural appearance in the Big Dance - that they fell in the first round. Gonzaga was led by junior Haiden Palmer with 14 points, 10 steals and four assists. Senior Taelor Karr closed out her stellar career with 15 points, seven rebounds, and two assists.

2012 - SWEET SIXTEEN

The 2011-12 Gonzaga University women's basketball team once again took Spokane and the nation on a historic ride. The Zags made history earning their first at-large bid to the NCAA Tournament, their fourth-straight overall and fifth in six years. The Bulldogs won their unprecedented eighth-straight West Coast Conference regular-season title with a 14-2 mark but fell in the championship game of the league tournament.

Gonzaga, the No. 11 seed for the second-consecutive year, again hosted the first and second rounds of the NCAA Tournament. With two sold out and boisterous crowds behind them, the Bulldogs upset No. 6 seed Rutgers 86-73 in the First Round behind 20-plus point games by both senior Kayla Standish (23 points) and sophomore Haiden Palmer (21 points) and knocked off No. 3 Miami 65-54 in the Second Round behind a 19-point performance by Standish and a 16 point outing by fellow classmate Katelan Redmon to reach the Regional Semifinals for the third consecutive year.

After their victory over the Hurricanes, Gonzaga headed east to Kingston, R.I. for its Sweet Sixteen match up with the University of Kentucky. Their memorable ride came to an end with a 79-62 setback to No. 2 seed Kentucky.

2011 - ELITE EIGHT



The 2010-11 Gonzaga University women's basketball team took Spokane and the nation on a pretty spectacular ride. The Bulldogs, who won their seventh-straight West Coast Conference regular-season title with another perfect 14-0 mark and won their third WCC Tournament title in four years, made fans around the nation with their improbable run in the 2011 NCAA Tournament, that ended in the Elite Eight.

Gonzaga, who was seeded No. 11 in the NCAA Tournament, hosted the first and second rounds of the tournament in the McCarthey Athletic Center. With two sold out crowds behind them the Zags defeated the No. 6 seed University of Iowa 92-86 in the First Round on a 34-point performance by senior Courtney Vandersloot and a 30-point outing by junior Kayla Standish, and then defeated No. 3 UCLA 89-75 in the Second Round to gain a spot in the Sweet Sixteen for the second-consecutive year. Another highlight of GU's win over the Bruins, seeing Vandersloot become the first player in NCAA Division I history to score 2,000 points and dish out 1,000 assists in their career.

After defeating UCLA, Gonzaga had a short trip to the Spokane Arena for its Sweet Sixteen game versus No. 7 seed Louisville. With 11,000 fans backing them against the Cardinals, the Bulldogs good fortunes continued with a 76-69 victory.

Gonzaga's great run finally came to an end when No. 1 seed Stanford University used its size advantage to win the Elite Eight match-up 80-63.

2010 - SWEET SIXTEEN

Gonzaga's 2009-10 season was a historic one. GU won its unprecedented sixth-straight West Coast Conference regular-season title, earned its second-straight, and third in four years, trip to the NCAA Tournament after winning the WCC Tournament handily, and advanced to the Sweet Sixteen of the NCAA Tournament - the then-first such appearance in school history. Overall the Zags finished 29-5 overall, had a perfect 14-0 mark in conference play, and finished No. 12 in the final Top-25 poll.

Gonzaga was seeded No. 7 in the NCAA Tournament, its highest seed in school history. It faced No. 10 University of North Carolina, a member of the Atlantic Coast Conference (ACC), in the First Round in Seattle, Wash. Senior Tiffanie Shives was a huge reason the Bulldogs pulled off the victory over the Tar Heels. Scoreless for 31 minutes, Shives scored 14 of her 16 points in a crucial five-minute stretch of the second half, including hitting four-straight three-pointers, the help GU hold off UNC for a wild 82-76 win. The Bulldogs' reward for winning the track meet and earning their second tournament win in school history was a rematch with No. 2 seed Texas A&M in the Second Round. The Aggies had defeated the Zags 80-76 earlier in the season in Las Vegas.

Twenty minutes in December made Gonzaga fearless in March; no one more than senior Vivian Frieson. And because of Frieson, the Bulldogs made a trip to the Regional Semifinals. Gonzaga's do-everything forward scored 23 points, including the go-ahead 12-footer with 17 seconds left, to lead the Zags to a 72-71 upset win over second-seeded Texas A&M in the Second Round. The win was Gonzaga's 20th-straight, its last loss coming to the same Aggies three months prior in Las Vegas.

The historic season came to an end in the Sweet Sixteen as Xavier University won a rematch of the 2009 NCAA Tournament, 74-56. Sophomore Katelan Redmon scored 14 points and junior Courtney Vandersloot dished out 11 assists in the Zags loss.

2009 - SECOND ROUND

The Bulldogs had an unprecedented year in 2008-2009. Gonzaga won its fifth-straight West Coast Conference regular-season title, earned its second-ever trip to the NCAA Tournament after winning the WCC Tournament for the second time in three years and advanced to the Second Round of the NCAA Tournament for the first time in school history. Overall the Zags finished with a 27-7 mark, one win shy of tying the school record, and had a 12-2 record in conference action.

Gonzaga, seeded No. 12 in the NCAA Tournament, upset No. 5 Xavier University 74-59. Showing the savvy of an experienced tournament team - not one making just its second appearance ever - Gonzaga imposed its pace on Xavier's defense that was sixth best in the country at the time, allowing 53 points per game. Juniors Heather Bowman and Vivian Frieson, along with sophomore Courtney Vandersloot led the way for GU in their stunning First Round victory. Bowman scored a team-high 23 points, while Frieson added 17 points, three blocks, and three assists. Vandersloot, the West Coast Conference Player of the Year, finished with 15 points and dished out 11 assists.

The Bulldogs battled with No. 4 Pittsburgh to the last minute but unfortunately fell to the Panthers 65-60. Vandersloot led the Bulldogs with 18 points, seven assists, and seven rebounds. Bowman, the Bulldogs' leading scorer, battled her way to 15 points.

2007 - FIRST ROUND

The 2007 season is not one that will be forgotten any time soon. The Zags finally got the monkey off their backs and won their inaugural West Coast Conference Tournament Championship, earning an automatic bid to the NCAA Tournament; their first-ever appearance. Gonzaga also won its third-straight WCC regular season title with an impressive 13-1 record. Stephanie Haw was named WCC Co-Player of the Year; Heather Bowman WCC Newcomer of the Year, and Kelly Graves garnered WCC Co-Coach of the Year.

The Bulldogs, who were seeded 12th in the NCAA Tournament, dropped a tough decision to Middle Tennessee State University in the first round of the NCAA Tournament hosted by Stanford University. Gonzaga was led in the game by then-senior and future director of basketball operations Michelle (Elliott) Clark. Clark scored 17 points, hitting 4-of-5 shots and sinking 7-of-9 from the charity stripe. Kate Ridenour added 10 points.

WNIT APPEARANCES

1987-88 WCC CHAMPIONS

In only its second year of NCAA Division I competition Gonzaga won its first West Coast Conference title posting an 11-3 record in league play. The team finished the season 18-9 overall including a seven-game win streak to open WCC play. The team was led by All-WCC performers Tammy Tibbles and Carla Curfman, both players graduating among the school's all-time leading scorers.

1993-94 WNIT TEAM

The Bulldogs posted a school-record 21 wins en route to the school's inaugural NCAA Division I postseason appearance. Gonzaga would go 1-2 in the WNIT Tournament in Amarillo, Texas - finishing in seventh place in the old tournament format. The team was led by First Team All-WCC selections Ivy Safranski and Juanita Rivera, both players graduating among the school's all-time leading scorers.

2003-04 WNIT TEAM

Gonzaga returned to the post-season for the first time in 10 years as the Bulldogs posted an 18-12 record to finish second in the WCC. Gonzaga advanced to the WCC Tournament championship game, losing by three points to regular-season champion Loyola Marymount. The Bulldogs lost in the first round of the WNIT, dropping a 69-64 decision at Oregon State. The team was led by First Team All-WCC selections Ashley Burke and Shannon Mathews, both juniors at the time.

2004-05 WNIT TEAM

Much like the Bulldogs men's team in 1999, the Gonzaga women captured the hearts of Spokane as they made a magical run through the West Coast Conference that was capped by a second-straight postseason berth. Gonzaga ran off a 23-game win streak that was the longest in the nation ending in the WCC Tournament Championship game at Santa Clara. Along the way GU became only the second team to finish with a perfect WCC record and earned the school's first national ranking in both the Associated Press and WBCA Coaches poll. The season ended in the second round of the Women's NIT at eventual champion Southwest Missouri State. The season was also highlighted by Shannon Mathews earning WCC Player of the Year honors along with Honorable Mention All-America honors.

2007-08 WCC CHAMPIONS/2008 WNIT SECOND ROUND

The 2008 season didn't end like many envisioned, but it was none-the-less another successful year. The Gonzaga Bulldogs rolled through West Coast Conference action, finishing with a 13-1 overall mark to win its four-straight title. The Zags, seeded first in the WCC Tournament, fell in the finals to host San Diego. Gonzaga didn't earn a bid into the NCAA Tournament but had a spot in the WNIT. GU's season came to an end in the second round of the WNIT with a setback to the University of Colorado. Gonzaga closed out the year with a 25-9 overall record.

2016 WNIT SECOND ROUND

The 2015-16 Bulldogs clinched their 10th consecutive postseason berth despite a season plagued with injuries. After a loss in the WCC quarterfinals, Gonzaga received an at-large selection to the Women's National Invitation Tournament. The Zags were matched up with the Big West Conference regular season champions, UC Riverside, in the first round. GU cruised to an 88-54 victory in the Kennel. The Bulldogs matched their season-high point total by shooting a season-high 56.1 percent from the field. Gonzaga gave up season-high 92 points in a 15-point second round loss to Utah in Spokane.

ALL-TIME TOURNAMENT RESULTS

1986-87

Dial Classic (Pullman, WA)	1-1 (2nd)
Bulldog Invitational (Spokane, WA)	1-1 (2nd)
Northern Lights (Anchorage, AK)	1-2 (7th)

1987-88

Wheatland Classic (Cheney, WA)	1-1 (3rd)

1988-89

Boise State Tournament (Boise, ID)	1-1 (3rd)
Bulldog Invitational (Spokane, WA)	1-1 (2nd)
Wheatland Classic (Moscow, ID)	0-2 (4th)

1989-90

Mark IV Classic (Moscow, ID)	1-1 (3rd)
Wheatland Classic (Spokane, WA)	0-2 (4th)

1990-91

Coors Classic (Boulder, CO)	0-2 (4th)
Wheatland Classic (Pullman, WA)	1-1 (2nd)

1991-92

Wheatland Classic (Cheney, WA)	0-2 (4th)
Titan Classic (Fullerton, CA)	0-2 (4th)

1992-93

Thanksgiving Classic (Moscow, ID)	1-1 (3rd)

1993-94

BYU Holiday Classic (Provo, UT)	1-1 (2nd)

1994-95

G-T Classic (Corvallis, OR)	1-1 (2nd)

1995-96

Cablevision Classic (Lincoln, NE)	0-2 (4th)

1996-97

Gate City Shootout (Pocatello, ID)	1-1 (3rd)
Dial Classic (Pullman, WA)	0-2 (4th)

1998-99

Wells Fargo Classic (Tucson, AZ)	1-1 (3rd)

1999-00

SW Airlines Classic (Albuquerque, NM)	1-1 (3rd)

2000-01

Pacific Bell Classic (San Diego, CA)	1-1 (3rd)

2001-02

American Dream Classic (Pocatello, ID)	1-1 (2nd)
Great Alaska Shootout (Anchorage, AK)	1-1 (2nd)

2002-03

Wahine Rainbow Classic (Honolulu, HI)	0-3 (8th)

2003-04

Hawkeye Challenge (Iowa City, IA)	1-1 (3rd)
Seattle Times Classic (Seattle, WA)	1-1 (3rd)

2004-05

Thanksgiving Classic (Albuquerque, NM)	1-1 (2nd)
Wells Fargo Holiday Classic (Tempe, AZ)	1-1 (2nd)

2005-06

Paradise Jam (St. Thomas - U.S. Virgin Islands)	0-3 (4th)
Jahn Ascuaga's Nugget Classic (Reno, NV)	2-0 (1st)

2006-07

Hawaiian Airlines Rainbow Wahine Classic (Honolulu, HI)	1-2 (4th)

2007-08

Verizon Wireless/ASU Classic (Tempe, AZ)	0-2 (4th)

2008-09

WBCA Classic (Milwaukee, WI)	2-1 (1st)

2009-10

Las Vegas Holiday Hoops Classic (Las Vegas, NV)	0-2 (3rd)

2010-11

Rainbow Wahine Showdown (Honolulu, HI)	2-1 (5th)
Holiday Hoops Classic (Seattle, WA)	1-1 (2nd)

2011-12

Las Vegas Holiday Hoops Classic (Las Vegas, NV)	2-0 (1st)

2012-13

Hardwood Tournament of Hope (Puerto Vallarta, Mexico)	2-1 (3rd)

2013-14

Preseason WNIT (Spokane, WA/Norman, OK)	2-1 (3rd)

2014-15

South Point Thanksgiving Shootout (Las Vegas, NV)	0-2 (6th)

2015-16

Hall of Fame Challenge (Spokane, WA and Uncasville, CT)	2-2 (5th)

2016-17

Paradise Jam (St. Thomas, U.S.V.I.)	1-2 (3rd)

2017-18

Play4Kay Showcase (Las Vegas, NV)	1-2 (6th)

2018-19

Vancouver Showcase (Vancouver, B.C.)	2-1 (5th)

2019-20

Gulf Coast Showcase (Estero, FL)	3-0 (1st)

2020-21

Bad Boy Mowers Crossover Classic (Sioux Falls, SD)	1-1 (2nd)
Holiday Hoops Classic (Las Vegas, Nev)	2-0 (1st)

2021-22

Rainbow Wahine Showdown (Honolulu, Hawaii)	3-0 (1st)

2022-23

Battle for Atlantis (Paradise Island, Bahamas)	2-1 (3rd)

2023-24

Betty Chancellor Classic (Katy, TX)	2-1 (2nd)

SERIES RECORDS VERSUS OPPONENTS

Air Force	1-0
Alabama	1-0
Alaska Anchorage	1-2
Alaska-Fairbanks	3-3
American	0-2
Arizona	1-0
Arizona State	0-4
Baylor	1-1
Belmont	0-2
Biola	0-1
Boise State	6-13
Brigham Young	22-15
Butler	1-0
California	1-0
California Lutheran	1-0
Cal Poly	1-2
Cal State Bakersfield	1-0
Cal State Fullerton	5-2
Cal State Northridge	1-0
Carroll	4-0
Central Washington	17-2
Colgate	4-0
Colorado	0-3
Colorado State	1-1
Concordia (Oregon)	2-0
Davidson	0-1
Dayton	4-0
Denver	1-2
DePaul	0-1
Eastern Illinois	1-0
Eastern Michigan	1-0
Eastern Oregon	3-0
Eastern Washington	36-13
Fairfield	1-0
Florida State	0-1
Fordham	0-1
Fresno State	0-1
George Washington	1-0
Georgia	1-0
Grand Canyon	1-0
Hawai'i	1-3
Hofstra	1-0
Houston	0-1
Idaho	16-15
Idaho State	7-2
Illinois State	1-0
Iowa	1-2
Iowa State	0-1
James Madison	0-2
Kentucky	0-1
Kent State	1-0
Lewis-Clark State	12-4
Liberty	1-0
Linfield College	1-0
Long Beach State	1-0
Louisiana-Monroe	1-0*
Louisville	2-3
Loyola Marymount	56-21
Maine	1-0
Marquette	1-3
Maryland	0-1
Memphis	1-0
Miami (Fla.)	1-1
Michigan	0-1
Michigan State	0-1
Middle Tennessee State	1-1
Mississippi	1-2
Missouri-Kansas City	0-1
Missouri State	3-1
Monmouth	1-0
Montana	18-17
Montana State	13-10
Montana State-Billings	1-1
Montana State-Northern	2-0
Montana Tech	1-2
Navy	0-1
Nebraska	0-1
Nevada	3-1
New Mexico	1-1
New Mexico State	0-2
New Orleans	0-1
Nicholls State	1-0
North Alabama	1-0
North Carolina	1-2
North Carolina Central	1-0
North Dakota	2-0
North Florida	1-0
Northeast Lousiana	1-0
Northern Colorado	1-0
Northwestern	1-1
Northwestern State	1-0
Northwest Nazarene	1-0
Notre Dame	0-2
Ohio State	1-1
Oklahoma	0-2
Oregon	0-8
Oregon State	1-3
Pacific	21-5
Pacific (Ore.)	1-0
Pacific Lutheran	3-0
Pepperdine	52-30
Pittsburgh	0-2
Portland	63-28
Portland State	15-6
Presbyterian	1-0
Providence	1-0
Puget Sound	7-0
Purdue	1-2
Queens (Char.)	1-0
Radford	1-0
Rice	1-0
Rutgers	2-0
Sacramento State	4-2
Saint Francis	2-0
Saint Joseph's	2-0
Saint Mary's	53-29
St. Martin's	10-2
San Diego	55-23
San Diego State	0-3
San Francisco	55-26
San Jose State	3-1
Santa Clara	50-30
Seattle Pacific	7-1
Seattle	10-4
Simon Fraser	5-4
South Dakota	1-0
South Dakota State	1-3
Southern California	2-3
South Carolina	1-0
Southern Utah	3-1
Stanford	3-12
Stephen F. Austin	2-0
Tennessee	1-4
Tennessee-Chattanooga	0-1
Tennessee-Martin	2-0
Texas A&M	1-1
Texas Christian	1-0
Texas Pan American	1-0
Texas Southern	2-0
Toledo	1-0
UALR	1-0
UC Davis	4-1
UC Irvine	2-1
UCLA	2-0
UC Riverside	8-1
UC Santa Barbara	1-2
UNLV	1-1
U.S. International	0-1
Utah	4-5
Utah Valley State	2-2
Virginia	1-0
Warner Pacific	2-0
Washington	3-17
Washington State	11-20
Weber State	2-4
West Virginia	1-0
Western Illinois	1-0
Western Kentucky	1-0
Western Montana	3-0
Western Washington	7-11
Whitman	2-0
Whitworth	17-2
Winthrop	2-0
Wisconsin	2-1
Wyoming	9-1
Xavier	1-1
Yale	1-0

* - formerly Northeast Louisiana

Includes records from NAIA and Division I (NAIA from 1980-1986) (Division I from 1986-Present)

ALL-TIME SERIES

Air Force (1-0)
2016 W 88-35 H
Home: 1-0
Away: 0-0
Neutral: 0-0
Current GU Streak - Won 1

Alabama (1-0)
2023 * W 68-58 N
** Betty Chancellor Classic (Katy, TX)*
Home: 0-0
Away: 0-0
Neutral: 1-0
Current GU Streak - Won 1

Alaska-Anchorage (1-2)
1981 L 67-81 A
1981 L 62-80 A
2002 # W 98-45 A
 # Great Alaska Shootout (Anchorage, AK)
Home: 0-0
Away: 1-2
Neutral: 0-0
Current GU Streak - Won 1

Alaska-Fairbanks (3-3)
1981 L 73-79 H
1981 L 65-73 H
1982 W 67-64 H
1982 W 80-53 H
1983 W 75-68 A
1983 L 75-68 A
Home: 2-2
Away: 1-1
Neutral: 0-0
Current GU Streak - Lost 1

American University (0-2)
2000 * L 64-65 (ot) N
2015 @ L 56-59 N
** Lobo Classic (Albuquerque, NM)*
@ South Point Thanksgiving Shootout (Las Vegas)
Home: 0-0
Away: 0-0
Neutral: 0-2
Current GU Streak - Lost 2

Arizona (1-0)
2023 * W 81-69 N
** Jerry Colangelo Hall of Fame Series (Phoenix, AZ)*
Home: 0-0
Away: 0-0
Neutral: 1-0
Current GU Streak - Won 1

Arizona State University (0-4)
1999 * L 52-96 A
2005 * L 58-77 A
2007 L 61-81 H
2008 L 60-78 A
** Wells Fargo Holiday Classic (Tempe, AZ)*
Home: 0-1
Away: 0-3
Neutral: 0-0
Current GU Streak - Lost 4

Baylor University (1-1)
1985 * W 78-70 N
2010 & L 49-70 N
** UC Irvine Tournament (Irvine, CA)*
& Las Vegas Holiday Hoops Classic (Las Vegas, NV)
Home: 0-0
Away: 0-0
Neutral: 1-1
Current GU Streak - Lost 1

Belmont (0-2)
2018 * L 63-71 N
2021! L 59-64 N
** Play4Kay Showcase (Las Vegas, NV)*
** NCAA First Round (San Marcos, TX)*
Home: 0-0
Away: 0-0
Neutral: 0-2
Current GU Streak - Lost 2

Biola University (0-1)
1982 L 59-75 H
Home: 0-1
Away: 0-0
Neutral: 0-0
Current GU Streak - Lost 1

Boise State University (6-13)
1986 L 52-55 A
1987 W 61-51 H
1988 L 59-63 A
1989 * L 59-65 A
1990 L 48-79 A
1991 W 49-47 A
1992 L 80-84 H
1993 L 69-75 A
1995 L 71-76 H
1996 L 82-86 A
1997 L 45-76 H
1998 L 65-75 A
1999 L 49-68 H
2000 L 56-69 A
2001 W 72-60 H
2002 L 59-71 A
2003 W 82-55 H
2004 W 75-54 A
2005 W 61-59 A
** BSU Tournament (Boise, ID)*
Home: 3-4
Away: 3-9
Neutral: 0-0
Current GU Streak - Won 3

Brigham Young University (22-15)
1984 # L 63-80 H
1994 @ W 75-67 A
2000 L 58-77 A
2001 L 57-74 H
2005 $ W 71-57 H
2011 W 91-64 H
2012 * L 40-70 A
2012 * W 77-60 H
2012 ! L 66-78 N
2013 * W 74-59 H
2013 * W 66-55 A
2013 ! W 62-43 N
2014 * W 68-42 H
2014 * L 52-62 A
2014 ! W 71-57 N
2015 * W 78-62 H
2015 * W 73-66 A
2015 ! L 55-61 N
2016 * L 54-58 A
2016 * W 73-55 H
2017 * W 87-52 H
2017 * L 63-71 A
2018 * W 84-70 A
2018 * W 62-37 H
2019 * L 68-70 A
2019 * L 66-64 H
2019 ! L 82-68 N
2020 * W 55-43 A
2020 * W 59-44 H
2021 * W 63-56 H
2021 * L 56-61 A
2021 ! W 43-42 N
2022* L 50-62 H
2022* L 39-63 A
2022! W 71-59 N
2022* W 67-58 H
2023* W 58-51 A
 # Bulldog Invitational (Spokane, WA)
@ Holiday Classic (Provo, UT)
$ Women's NIT 1st Round (Spokane, WA)
! WCC Tournament (Las Vegas, NV)
** West Coast Conference Game*
Home: 12-4
Away: 5-8
Neutral: 4-3
Current GU Streak - Won 2

Butler University (1-0)
2004 # W 65-69 N
 # Hawkeye Challenge (Iowa City, IA)
Home: 0-0
Away: 0-0
Neutral: 1-0
Current GU Streak - Won 1

California (1-0)
2023 W 78-70 (OT) A
Home: 0-0
Away: 1-0
Neutral: 0-0
Current GU Streak - Won 1

California Lutheran University (1-0)
1987 W 93-45 A
Home: 0-0
Away: 1-0
Neutral: 0-0
Current GU Streak - Won 1

UC Davis (3-0)
2007 W 73-70 H
2008 W 71-58 A
2008 * W 81-60 H
2021 L 66-69 A
2022 W 73-55 H
** WNIT First Round*
Home: 3-0
Away: 1-1
Neutral: 0-0
Current GU Streak - Won 1

UC Irvine (2-1)
1984 L 65-84 A
2010 W 96-57 H

2017 W 102-38 H
Home: 2-0
Away: 0-1
Netural: 0-0
Current GU Streak - Won 2

UCLA (2-0)
2007 # W 62-57 N
2011 ! W 89-75 H
 # Rainbow Wahine Classic (Honolulu, HI)
! NCAA Tournament Second Round (Spokane, WA)
Home: 1-0
Away: 0-0
Neutral: 1-0
Current Streak - Won 2

UC Riverside (8-1)
2001 W 73-67 H
2002 W 75-64 A
2003 W 64-55 A
2004 W 68-54 H
2008 * L 65-75 OT N
2012 W 83-56 H
2013 W 60-53 A
2014 W 87-43 H
2016 # W 88-54 H
** ASU Classic (Tempe, AZ)*
 # WNIT First Round (Spokane, WA)
Home: 5-0
Away: 3-0
Neutral: 0-1
Current GU Streak - Won 4

UC Santa Barbara (1-2)
2000 L 58-76 H
2009 L 47-59 A
2010 W 88-52 H
Home: 1-1
Away: 0-1
Neutral: 0-0
Current GU Streak - Won 1

Cal Poly (1-2)
1999 L 55-60 H
2000 W 70-48 H
2001 L 51-60 A
Home: 1-1
Away: 0-1
Neutral: 0-0
Current GU Streak - Lost 1

Cal State Bakersfield (1-0)
2020 W 92-48 H
Home: 1-0
Away: 0-0
Neutral: 0-0
Current GU Streak- Won 1

Cal State Fullerton (5-2)
1985 # L 58-75 N
1992 * L 57-80 A
2002 W 89-48 H
2003 W 75-57 A
2011 W 101-52 H
2012 W 73-60 A
2013 W 83-44 H
 # UC Irvine Tournament (Irvine, CA)
** Titan Classic (Fullerton, CA)*
Home: 3-0
Away: 2-1
Neutral: 0-1
Current GU Streak - Won 5

Cal State Northridge (1-0)
2010 W 80-47 H
Home: 1-0
Away: 0-0
Neutral: 0-0
Current GU Streak - Won 1

Carroll College (4-0)
1981 W 65-54 A
1983 * W 69-49 N
1983 # W 57-52 N
1984 W 73-58 H
** Eastern Montana Classic (Billings, MT)*
 # Big Sky Holiday Classic (Butte, MT)
Home: 1-0
Away: 1-0
Neutral: 2-0
Current GU Streak - Won 4

Central Washington University (17-2)
1981 W 83-71 A
1981 L 53-59 H
1982 W 81-58 A
1982 W 74-57 H
1983 W 57-52 A
1983 W 75-65 H
1984 W 76-72 A
1984 W 66-62 H
1985 W 103-66 A
1985 W 102-81 H
1986 W 70-57 A
1986 W 73-72 H
1987 W 74-49 H
1988 W 70-60 H
1989 L 69-72 H
1990 W 73-57 H
1991 W 87-58 H
1992 W 97-60 H
1993 W 67-43 H
Home: 11-2
Away: 6-0
Neutral: 0-0
Current GU Streak - Won 4

Colgate University (4-0)
2001 * W 67-56 N
2014 W 81-31 H
2016 W 80-50 A
2017 W 72-42 H
** Played at Spokane Arena*
Home: 2-0
Away: 1-0
Neutral: 1-0
Current GU Streak - Won 4

Colorado (0-3)
1990 L 41-58 H
1991 * L 59-87 A
2008 ! L 68-82 A
** Coors Classic (Boulder, CO)*
! WNIT Second Round
Home: 0-1
Away: 0-2
Neutral: 0-0
Current GU Streak - Lost 3

Colorado State (1-1)
2018 L 49-65 A
2019 W 50-39 H
Home: 1-0
Away: 0-1
Neutral: 0-0
Current GU Streak - Won 1

Concordia (Ore) University (2-0)
1987 * W 74-56 H
1998 W 96-57 H
** Bulldog Invitational (Spokane, WA)*
Home: 2-0
Away: 0-0
Neutral: 0-0
Current GU Streak - Won 2

Davidson College (0-1)
2007 L 69-77 H
Home: 0-1
Away: 0-0
Neutral: 0-0
Current Streak - Lost 1

Dayton University (4-0)
2012 * W 82-76 N
2015 W 75-65 H
2016 W 55-47 A
2019 ! W 76-65 N
** Las Vegas Holiday Hoops Classic (Las Vegas)*
! Gulf Coast Showcase (Estero, Fla.)
Home: 1-0
Away: 1-0
Neutral: 2-0
Current GU Streak - Won 4

Denver University (1-2)
2003 * L 43-62 N
2005 W 63-39 H
2006 L 52-60 A
** Rainbow Wahine Classic (Honolulu, HI)*
Home: 1-0
Away: 0-1
Neutral: 0-1
Current GU Streak - Lost 1

DePaul (0-1)
2018 * L 71-88 N
** Play4Kay Showcase (Las Vegas, NV)*
Home: 0-0
Away: 0-0
Neutral: 0-1
Current GU Streak - Lost 1

Eastern Illinois University (1-0)
2022* W 74-53 N
** Hawaii Tournament (Honolulu, HI)*
Home: 0-0
Away: 0-0
Neutral: 1-0
Current GU Streak - Won 1

Eastern Oregon University (3-0)

1984	W	92-58	N
1986	W	69-49	A
2009	W	101-44	H

Home: 1-0
Away: 1-0
Neutral: 1-0
Current GU Streak - Won 3

Eastern Michigan University (1-0)

2021*	W	87-57	N

** Holiday Hoops Classic (Las Vegas, NV)*
Home: 0-0
Away: 0-0
Neutral: 1-0
Current GU Streak - Won 1

Eastern Washington University (36-13)

1982	L	39-79	H
1982	L	51-75	A
1986	L	65-81	H
1986	W	57-55	A
1987	L	56-89	A
1988 *	L	61-71	A
1989 #	L	40-45	N
1990 ^	L	69-74	H
1991 +	W	72-55	N
1991	W	68-61	H
1991	W	78-68	A
1992	W	73-71	A
1993	W	69-54	H
1993	L	69-70	A
1994	W	66-61	H
1994	W	68-58	A
1995	W	70-58	A
1995	W	71-62	H
1996	L	50-60	A
1996	W	73-62	H
1997	L	69-83	A
1998	W	87-46	H
1998	W	73-57	A
1999	W	59-57	H
1999	L	63-65	A
2000	W	61-44	A
2000	W	58-57	H
2001	L	57-59	H
2002	W	69-64	A
2003	W	71-64	H
2004 $	L	69-72	N
2005	W	72-51	A
2006	W	54-51	H
2007	W	103-102 OT	A
2008	W	97-61	H
2009	W	71-56	A
2010	W	87-61	H
2011	W	101-74	A
2012	W	75-69	H
2013	W	65-50	H
2014	W	78-58	H
2015	W	61-60	A
2016	W	78-56	H
2017	W	73-54	A
2018	W	69-45	H
2019	W	63-51	A
2020	W	84-44	H
2022	W	76-48	A
2023	W	82-80	A

** Wheatland Classic (Cheney, WA)*
 # Wheatland Classic (Moscow, ID)
^ Wheatland Classic (Spokane, WA)
+ Wheatland Classic (Pullman, WA)
$ Played at Spokane Arena (Spokane, WA)
Home: 18-4
Away: 17-7
Neutral: 1-2
Current GU Streak - Won 18

Fairfield University (1-0)

2014	W	82-42	H

Home: 1-0
Away: 0-0
Neutral: 0-0
Current GU Streak - Won 1

Florida State (0-1)

2017*	L	69-87	N

** Paradise Jam (St. Thomas, U.S. Virgin Islands)*
Home: 0-0
Away: 0-0
Neutral: 0-1
Current GU Streak - Lost 1

Fordham University (0-1)

2003 *	L	69-74	N

** Rainbow Wahine Classic (Honolulu, HI)*
Home: 0-0
Away: 0-0
Neutral: 0-1
Current GU Streak - Lost 1

Fresno State University (0-1)

1997 *	L	53-73	N

** Dial Classic (Pullman, WA)*
Home: 0-0
Away: 0-0
Neutral: 0-1
Current GU Streak - Lost 1

George Washington University of (1-0)

2015 *	W	82-69	N

** NCAA Tournament - First Round (Corvallis, OR)*
Home: 0-0
Away: 0-0
Neutral: 1-0
Current GU Streak - Won 1

Georgia (1-0)

2012 *	W	71-68	N

** Las Vegas Holiday Hoops Classic (Las Vegas)*
Home: 0-0
Away: 0-0
Neutral: 1-0
Current GU Streak - Won 1

Grand Canyon (1-0)

2016 #	W	70-44	H

 # Hall of Fame Challenge (Spokane, WA)
Home: 1-0
Away: 0-0
Neutral: 0-0
Current Streak - Won 1

Hawai'i (1-3)

1987	L	62-66	H
2003 *	L	61-71	A
2007 *	L	57-68	A
2022*	W	68-49	A

**Rainbow Wahine Classic (Honolulu, HI)*
Home: 0-1
Away: 1-2
Neutral: 0-0
Current GU Streak - Won 1

Hofstra University (1-0)

2012	W	101-88	H

Home: 1-0
Away: 0-0
Neutral: 0-0
Current GU Streak - Won 1

Houston (0-1)

2004 #	L	54-66	N

 # Hawkeye Challenge (Iowa City, IA)
Home: 0-0
Away: 0-0
Neutral: 0-1
Current GU Streak - Lost 1

Idaho (16-15)

1981	L	64-101	A
1981	L	44-95	H
1982	L	48-63	A
1982	L	66-76	H
1983 $	L	60-70	N
1984	L	62-81	A
1984 &	L	59-118	H
1987	L	49-51	A
1988 *	W	66-51	N
1988	W	57-54	A
1989	L	51-53	H
1990 #	L	51-61	H
1991	W	71-67	H
1992 ^	L	42-69	N
1992	L	67-83	A
1993	L	72-76	H
1994	W	88-62	A
1995	W	72-58	H
1996	W	62-58	A
1997	W	57-55	H
1998	W	75-73	A
1999	W	87-81	H
2000	L	67-73	A
2005	W	70-53	H
2006	L	62-69	H
2010	W	80-57	A
2011	W	93-62	H
2012	W	91-42	A
2013	W	97-62	H
2014 @	W	64-56	H
2019	W	88-51	H

$ Eastern Montana Classic (Billings, MT)
& Bulldog Classic (Spokane, WA)
** Wheatland Classic (Cheney, WA)*
 # Wheatland Classic (Spokane, WA)
^ Wheatland Classic (Cheney, WA)
@ Preseason WNIT (Spokane, WA)
Home: 9-7
Away: 7-6
Neutral: 0-1
Current GU Streak - Won 6

Idaho State University (7-2)

1985 #	W	84-61	H
1985 $	W	74-59	N
1987	L	62-64	H

1996	L	63-67	H
1997 *	W	58-56	A
2002 !	W	83-68	A
2015	W	88-63	H
2019	W	70-51	H
2022	W	69-39	H

 # Bulldog Invitational (Spokane, WA)
$ UC Irvine Tournament (Irvine, CA)
** Idaho State Classic (Pocatello, ID)*
Home: 4-2
Away: 2-0
Neutral: 1-0
Current GU Streak - Won 5

Illinois State University (1-0)

2001 *	W	64-55	N

** Pacific Bell Classic (San Diego, CA)*
Home: 0-0
Away: 0-0
Neutral: 1-0
Current GU Streak - Won 1

Iowa (1-2)

2002 #	L	73-90	N
2011 !	W	92-86	H
2015 @	L	67-79	N

 # Great Alaska Shootout (Anchorage, AK)
! NCAA Tournament First Round (Spokane WA)
@ South Point Thanksgiving Shootout (Las Vegas, NV)
Home: 1-0
Away: 0-0
Neutral: 0-2
Current GU Streak - Lost 1

Iowa State University (0-1)

2013 #	L	60-72	H

 # NCAA Tournament First Round (Spokane WA)
Home: 0-1
Away: 0-0
Neutral: 0-0
Current GU Streak - Lost 1

James Madison University (0-2)

1996 *	L	66-72	N
2014 #	L	63-72	N

** Cablevision Classic (Lincoln, NE)*
 # NCAA Tournament First Round (College Station, TX)
Home: 0-0
Away: 0-0
Neutral: 0-2
Current GU Streak - Lost 2

Kentucky (0-1)

2012 *	L	62-79	N

** NCAA Regional Semifinal (Kingston, RI)*
Home: 0-0
Away: 0-0
Neutral: 0-1
Current GU Streak - Lost 1

Kent State (1-0)

2018 *	W	77-57	N

** Play4Kay Showcase (Las Vegas, NV)*
Home: 0-0
Away: 0-0
Neutral: 1-0
Current GU Streak - Won 1

Lewis-Clark State College (12-4)

1981	L	55-70	A
1981	L	56-79	H
1982	L	65-92	A
1982	L	65-71	H
1983	W	78-73	A
1983	W	87-71	H
1984	W	72-67	A
1984	W	83-72	H
1985	W	85-72	A
1985	W	107-62	H
1986	W	79-64	A
1986	W	69-67	H
1988	W	68-57	H
1989	W	70-39	H
1990	W	61-56	H
1994	W	85-81	H

Home: 8-2
Away: 4-2
Neutral: 0-0
Current GU Streak - Won 12

Liberty (1-0)

2023 *	W	102-59	N

** Betty Chancellor Classic (Katy, TX)*
Home: 0-0
Away: 0-0
Neutral: 1-0
Current GU Streak - Won 1

Linfield College (1-0)

1982	W	75-69	H

Home: 1-0
Away: 0-0
Neutral: 0-0
Current GU Streak - Won 1

Long Beach State (1-0)

2022	W	80-54	H

Home: 1-0
Away: 0-0
Neutral: 0-0
Current GU Streak - Won 1

Louisville (2-3)

2011 !	W	76-69	N
2013 *	L	42-55	N
2022#	L	59-68	A
2022&	W	79-67 (OT)	N
2023 ^	L	70-81	N

#2022 NCAA Second Round (Louisville, KY)
! NCAA Regional Semifinal (Spokane, WA)
** Hardwood Tournament of Hope (Puerto Vallarta, Mexico)*
& Bad Boy Mowers Battle 4 Atlantis (Bahamas)
^ Betty Chancellor Classic (Katy, TX)
Home: 0-0
Away: 0-0
Neutral: 2-3
Current GU Streak - Lost 1

Loyola Marymount University (57-21)

1985	W	100-78	A
1988 *	W	56-55	A
1988 *	W	66-52	H
1989 *	W	62-57 (ot)	A
1989 *	L	59-65	H
1990 *	L	66-70 (ot)	H
1990 *	L	56-63	A
1991 *	W	81-60	H
1991 *	W	66-59	A
1992 *	W	77-55	H
1992 *	W	75-63	A
1993 *	L	56-71	A
1993 *	W	65-59	H
1994 *	W	73-53	H
1994 *	L	62-66	A
1995 *	L	68-86	A
1995 *	W	80-66	H
1996 *	L	63-71	H
1996 *	L	57-72	A
1997 *	L	62-66 (ot)	A
1997 *	W	79-74	H
1998 *	W	71-59	H
1998 *	W	72-62	A
1999 *	L	57-64	A
1999 *	W	69-57	H
2000 *	L	73-94	A
2000 *	L	59-74	H
2001 *	L	56-61	H
2001 *	L	37-60	A
2002 *	L	74-76 (ot)	H
2002 *	L	49-63	A
2003 *	L	42-58	A
2003 *	W	67-64	H
2004 *	W	70-54	H
2004 *	L	58-70	A
2004 #	L	58-61	N
2005 *	W	67-59	A
2005 *	W	70-48	H
2006 *	L	46-75	A
2006 *	W	53-43	H
2007 *	W	60-56	A
2007 *	W	66-56	H
2007 @	W	64-47	N
2008 *	W	81-65	H
2008 *	L	60-75	A
2009 *	W	83-58	H
2009 *	W	81-78	A
2009 $	W	74-63	N
2010 *	W	91-77	A
2010 *	W	73-40	H
2011 *	W	65-59	A
2011 *	W	82-42	H
2012 *	W	80-54	A
2012 *	W	79-61	A
2013 *	W	79-57	H
2013 *	W	70-56	A
2014 *	W	91-82 (ot)	A
2014 *	W	88-51	H
2015 *	W	76-62	H
2015 *	W	82-59	A
2015 $	W	70-50	N
2016 *	W	66-59	A
2016 *	W	83-68	H
2017 *	W	80-56	A
2017 *	W	73-61	H
2018 *	W	77-67	H
2018 *	W	75-69	A
2019 *	W	78-53	A
2019 *	W	68-58	H
2019 *	W	78-52	H
2020 *	W	75-47	A

2021 *	W	65-62	A
2021 *	W	77-39	H
2022*	W	83-62	H
2022*	W	96-51	A
2023*	W	66-55	H
2024*	W	72-48	A
2024*	W	71-47	H

** West Coast Conference Game*
 # WCC Tournament (Santa Clara, CA)
@ WCC Tournament (Portland, OR)
$ WCC Tournament (Las Vegas, NV)
Home: 30-6
Away: 23-14
Neutral: 3-1
Current GU Streak - Won 33

Maine (1-0)

2022	W	62-43	H

Home: 1-0
Away: 0-0
Neautral: 0-0
Current GU Streak - Won 1

Marquette University (1-3)

2007	L	60-74	A
2008	W	77-64	H
2009	L	77-80	A
2022*	L	70-66	N

** Bad Boy Mowers Battle 4 Atlantis (Bahamas)*
Home: 1-0
Away: 0-2
Neutral: 0-0
Current GU Streak - Lost 2

Maryland (0-1)

2006 *	L	50-88	N

** Paradise Jam (St. Thomas - U.S. Virgin Islands)*
Home: 0-0
Away: 0-0
Neutral: 0-1
Current GU Streak - Lost 1

Memphis (1-0)

1995 *	W	80-78	N

** Gazette-Times Classic (Corvallis, OR)*
Home: 0-0
Away: 0-0
Neutral: 1-0
Current GU Streak - Won 1

Miami (Fla.) (1-1)

1987 *	L	52-79	N
2012 !	W	65-54	H

** Northern Lights (Anchorage, AK)*
! NCAA Second Round (Spokane, WA)
Home: 1-0
Away: 0-0
Neutral: 0-1
Current GU Streak - Won 1

Michigan (0-1)

2017 *	L	66-78	N

** Paradise Jam (St.Thomas - U.S. Virgin Islands)*
Home: 0-0
Away: 0-0
Neutral: 0-1
Current GU Streak - Lost 1

Michigan State University (0-1)

2006 *	L	45-60	N

** Paradise Jam (St.Thomas - U.S. Virgin Islands)*
Home: 0-0
Away: 0-0
Neutral: 0-1
Current GU Streak - Lost 1

Middle Tennessee State University (1-1)

2007 &	L	48-85	N
2019 !	W	62-50	N

& NCAA First Round (Stanford, CA)
! Gulf Coast Showcase (Estero, FL)
Home: 0-0
Away: 0-0
Neutral: 1-1
Current Streak - Won 1

Mississippi (1-2)

1994 *	W	66-62	N
2011 #	L	52-53	N
2023 &	L	48-71	N

** Holiday Classic (Provo, UT)*
 # Rainbow Wahine Showdown (Honolulu, HI)
& NCAA First Round (Stanford, CA)
Home: 0-0
Away: 0-0
Neutral: 1-2
Current GU Streak - Lost 2

Missouri-Kansas City (0-1)

1993 *	L	53-67	N

** Thanksgiving Classic (Moscow, ID)*
Home: 0-0
Away: 0-0
Neutral: 0-1
Current GU Streak - Lost 1

Missouri State University (3-1)

2005 #	L	66-85	A
2013 !	W	80-66	N
2019	W	70-67	A
2019	W	64-52	H

 # Women's NIT 2nd Round (Springfield, MO)
! Hardwood Tournament of Hope (Puerto Val larta, Mexico)
Home: 1-0
Away: 1-1
Neutral: 1-0
Current GU Streak - Won 3

Monmouth University (1-0)

2013	W	77-51	H

Home: 1-0
Away: 0-0
Neutral: 0-0
Current GU Streak - Won 1

Montana (18-17)

1981	L	55-82	A
1982	L	45-70	H
1987	L	43-61	H
1987	L	54-69	A
1988	L	58-73	H
1989	L	54-74	A
1990	L	44-57	H
1991	L	46-96	A
1992	L	55-76	H
1993	L	52-68	A
1994	W	70-62	H
1995	L	42-72	A
1996	L	56-57	H
1997	L	66-81	A
1998	W	68-65	H
1999	L	63-79	A
2000	W	43-41	H
2001	W	74-73	A
2002	W	57-50	H
2003	L	68-73	A
2004	W	60-52	H
2005	W	57-51	A
2006	L	60-72	H
2007	L	78-88	A
2008	W	87-71	H
2009	W	69-63	A
2010	W	75-48	H
2011	W	80-62	A
2012	W	70-54	H
2018	W	70-55	A
2019	W	76-52	H
2020	W	58-51	H
2021	W	67-60	A
2022	W	82-67	H
2023	W	83-70	A

Home: 11-7
Away: 7-10
Neutral: 0-0
Current GU Streak - Won 11

Montana State University (13-10)

1981	W	76-56	A
1985 *	W	90-61	H
1987	W	63-59	H
1987	L	47-65	A
1988 *	W	59-51	H
1988	L	47-50	A
1991	L	48-65	A
1992	L	43-56	H
1993	L	71-80	A
1994	W	62-44	H
1995	L	67-69	A
1998	L	68-73	H
1999	L	49-58	A
2001	L	47-61	H
2001	L	47-68	A
2007	W	81-53	H
2008	W	82-68	A
2009	W	100-47	H
2010	W	87-72	A
2015	W	89-60	A
2016	W	65-52	H
2020	W	70-55	A
2022	W	72-47	H

** Bulldog Invitational (Spokane, WA)*
Home: 8-3
Away: 5-7
Neutral: 0-0
Current GU Streak - Won 8

Montana State University - Billings (1-1)

1981	W	67-65	H
1983 #	L	49-65	A

 # Eastern Montana Classic (Billings, MT)
Home: 1-0

Away: 0-1
Neutral: 0-0
Current GU Streak - Lost 1

Montana State University - Northern (2-0)
1982 W 51-43 A
2003 W 76-51 H
Home: 1-0
Away: 1-0
Neutral: 0-0
Current GU Streak - Won 2

Montana Tech (1-2)
1982 L 67-83 A
1983 * L 64-77 A
1983 W 89-71 H
** Big Sky Classic (Butte, MT)*
Home: 1-0
Away: 0-2
Neutral: 0-0
Current GU Streak - Won 1

Navy (0-1)
1997 * L 55-58 N
** Gateway Shootout (Pocatello, ID)*
Home: 0-0
Away: 0-0
Neutral: 0-1
Current GU Streak - Lost 1

Nebraska (1-1)
1996 * L 40-87 A
2022! W 68-55 N
!2022 NCAA First Round (Louisville, KY)
** Cablevision Classic (Lincoln, NE)*
Home: 0-0
Away: 0-1
Neutral: 0-1
Current GU Streak - Won 1

Nevada (3-1)
1984 L 80-92 A
1993 * W 66-63 N
2005 # W 70-49 N
2008 W 93-55 H
** Thanksgiving Classic (Moscow, ID)*
 # Wells Fargo Holiday Classic (Tempe, AZ)
Home: 1-0
Away: 0-1
Neutral: 2-0
Current GU Streak - Won 3

New Mexico (1-1)
2005 # L 54-76 A
2023 W 67-56 H
 # Thanksgiving Classic (Albuquerque, NM)
Home: 1-0
Away: 0-1
Neutral: 0-0
Current GU Streak - Won 1

New Mexico State University (0-2)
1994 * L 63-83 N
2002 + L 71-78 N
** Women's NIT (Amarillo, TX)*
+ American Dream Classic (Pocatello, ID)
Home: 0-0
Away: 0-0
Neutral: 0-2
Current GU Streak - Lost 2

New Orleans (0-1)
1987 * L 55-67 N
** Northern Lights (Anchorage, AK)*
Home: 0-0
Away: 0-0
Neutral: 0-1
Current GU Streak - Lost 1

Nicholls State (1-0)
2017 W 78-46 H
Home: 1-0
Away: 0-0
Neutral: 0-0
Current Streak - Won 1

North Alabama (1-0)
2021 # W 87-57 N
 # Holiday Hoops Classic (Las Vegas, NV)
Home: 0-0
Away: 0-0
Neutral: 1-0
Current Streak - Won 1

North Carolina (1-2)
2007 # L 63-101 N
2010 ! W 82-76 N
2016 @ L 62-67 N
 # Rainbow Wahine Tournament (Honolulu, HI)
! NCAA Tournament First Round (Seattle, WA)
@ Hall of Challenge (Uncasville, CT)
Home: 0-0
Away: 0-0
Neutral: 1-2
Current Streak - Lost 1

North Carolina Central University (1-0)
2011 # W 94-52 N
 # Rainbow Wahine Showdown (Honolulu, HI)
Home: 0-0
Away: 0-0
Neutral: 1-0
Current Streak - Won 1

North Dakota (2-0)
2010 W 85-46 H
2011 W 83-45 A
Home: 1-0
Away: 1-0
Neutral: 0-0
Current Streak - Won 2

North Florida (1-0)
2023 W 83-55 H
Home: 1-0
Away: 0-0
Neutral: 0-0
Current Streak - Won 1

Northeast Louisiana (1-0)
1994 * W 105-69 N
** Women's NIT (Amarillo, TX)*
(now Louisiana-Monroe)
Home: 0-0
Away: 0-0
Neutral: 1-0
Current GU Streak - Won 1

Northern Colorado University (1-0)
2006 * W 69-48 N
** John Ascuaga's Nugget Classic (Reno, NV)*
Home: 0-0
Away: 0-0
Neutral: 1-0
Current GU Streak - Won 1

Northwestern University (0-1)
2015 L 43-62 A
Home: 0-0
Away: 0-1
Neutral: 0-0
Current GU Streak - Lost 1

Northwestern State University (1-0)
2006 * W 92-68 N
** John Ascuaga's Nugget Classic (Reno, NV)*
Home: 0-0
Away: 0-0
Neutral: 1-0
Current GU Streak - Won 1

Northwest Nazarene College (1-0)
1988 W 78-48 A
Home: 0-0
Away: 1-0
Neutral: 0-0
Current GU Streak - Won 1

Notre Dame (0-2)
2011 # L 61-70 N
2019 ! L 65-81 N
 # Holiday Hoops Classic (Seattle, WA)
! Vancouver Showcase (Vancouver, B.C.)
Home: 0-0
Away: 0-0
Neutral: 0-2
Current GU Streak - Lost 2

Ohio State University (1-1)
2013 L 60-65 H
2014 W 59-58 A
Home: 0-1
Away: 1-0
Neutral: 0-0
Current GU Streak - Won 1

Oklahoma (0-1)
2014 * L 78-82 A
2017 & L 62-75 N
** Preseason WNIT (Norman, OK)*
& NCAA First Round (Seattle, WA)
Home: 0-0
Away: 0-1
Neutral: 0-1
Current GU Streak - Lost 1

Oregon (0-8)
1987 * L 67-83 H
1988 L 55-70 A
1990 L 40-64 A
1991 L 60-74 H
1996 L 45-83 A
1997 L 33-52 H
2003 L 72-83 A

2004	L	57-73	H

** Bulldog Invitational (Spokane, WA)*
Home: 0-4
Away: 0-4
Neutral: 0-0
Current GU Streak - Lost 8

Oregon State University (1-3)

1995 *	L	61-76	A
2004 #	L	64-69	A
2015 @	W	76-64	A
2019 @	L	70-76	A

** Gazette-Times Classic (Corvallis, OR)*
 # Women's NIT (Corvallis, OR)
@ NCAA Tournament - Second Round
Home: 0-0
Away: 1-3
Neutral: 0-0
Current GU Streak - Lost 1

Pacific (22-5)

1999 @	W	65-64	N
2000	L	70-84	A
2002	L	85-86 (ot)	H
2014 *	W	83-68	A
2014 *	W	81-77	H
2015 *	W	73-63	A
2015 *	L	59-71	H
2016 *	W	68-61	H
2016 *	L	83-84 (ot)	A
2017 *	L	63-65	H
2017 *	W	74-58	A
2017 !	W	91-59	N
2018 *	W	99-72	A
2018 *	W	90-66	H
2019 *	W	88-65	H
2019 *	W	63-51	A
2020*	W	68-67	H
2020*	W	83-65	A
2021*	W	79-59	H
2021*	W	77-65	A
2022*	W	92-51	A
2022*	W	79-38	H
2023*	W	81-78	A
2023*	W	69-58	H
2024*	W	104-39	H
2024*	W	91-78	A
2024!	W	72-61	N

@ Wells Fargo Classic (Tempe, AZ)
** West Coast Conference Game*
! WCC Tournament (Las Vegas, NV)
Home: 9-3
Away: 11-2
Neutral: 2-0
Current GU Streak - Won 17

Pacific (Ore.) College (1-0)

1986	W	68-64	A

Home: 0-0
Away: 1-0
Neutral: 0-0
Current GU Streak - Won 1

Pacific Lutheran University (3-0)

1984	W	93-52	A
1985	W	108-58	A
1986	W	85-61	A

Home: 0-0
Away: 3-0
Neutral: 0-0
Current GU Streak - Won 3

Pepperdine University (52-30)

1988 *	W	60-59	A
1988 *	W	63-59	H
1989 *	W	71-50	A
1989 *	W	59-48	H
1990 *	W	76-66	H
1990 *	W	83-76 (ot)	A
1991 *	W	92-84 (2ot)	H
1991 *	L	54-78	A
1992 *	L	60-73	H
1992 *	L	59-97	A
1993 *	L	72-93	A
1993 *	L	67-70	H
1994 *	W	70-62	H
1994 *	W	70-69	A
1995 *	L	80-85	A
1995 *	W	63-62	H
1996 *	L	69-81	H
1996 *	L	60-89	A
1997 *	L	41-86	A
1997 *	L	56-72	H
1998 *	L	81-84	H
1998 *	L	59-79	A
1998 +	L	56-75	N
1999 *	L	49-75	A
1999 *	L	64-77	H
2000 *	L	67-89	A
2000 *	L	68-74	A
2000 +	L	71-82	N
2001 *	L	56-61	H
2001 *	L	55-78	A
2002 *	L	69-77	H
2002 *	L	66-73	A
2002 #	L	64-68	N
2003 *	L	63-78	A
2003 *	L	60-66	H
2004 *	W	75-44	H
2004 *	L	62-73	A
2004 +	W	66-64 (ot)	N
2005 *	W	71-54	A
2005 *	W	61-51	H
2005 +	W	58-40	N
2006 *	L	58-59	A
2006 *	W	55-38	H
2007 *	W	58-35	A
2007 *	L	56-70	H
2008 *	W	68-56	H
2008 *	W	92-85	A
2008 #	W	77-67	N
2009 *	W	66-43	H
2009 *	L	62-72	A
2010 *	W	107-64	A
2010 *	W	87-45	H
2010 !	W	76-48	N
2011 *	W	80-61	A
2011 *	W	73-59	H
2012 *	W	79-50	A
2012 *	W	66-40	H
2013 *	W	80-46	A
2013 *	W	81-52	H
2014 *	W	69-39	A
2014 *	W	86-51	H
2015 *	W	73-64	H
2015 *	W	78-56	A
2016 *	W	74-57	A
2016 *	W	56-39	H
2017 *	L	69-79	A
2017 *	W	83-61	H
2018 *	W	73-51	H
2018 *	W	67-48	A
2018 !	W	81-70	N
2019 *	W	79-54	A
2019 *	W	83-60	H
2020 *	W	70-36	H
2020 *	W	64-50	A
2021 *	W	58-42	A
2021 *	W	95-49	H
2022*	W	66-54	A
2022*	W	85-41	H
2022*	W	77-63	A
2023*	W	67-49	H
2024*	W	83-46	H
2024*	W	75-41	A

** West Coast Conference Game*
+ WCC Tournament (Santa Clara, CA)
 # WCC Tournament (San Diego, CA)
! WCC Tournament (Las Vegas, NV)
Home: 26-10
Away: 22-16
Neutral: 5-3
Current GU Streak - Won 15

Pittsburgh (0-2)

1994 *	L	77-89	N
2009 @	L	60-65	N

** Women's NIT (Amarillo, TX)*
@ NCAA Second Round
Home: 0-0
Away: 0-0
Neutral: 0-2
Current GU Streak - Lost 2

Portland (63-29)

1981	W	78-72	A
1981	W	75-70	H
1982	L	67-82	A
1982	L	51-72	H
1984 $	L	84-85	A
1985 $	L	55-58	A
1986 #	W	70-66	H
1987	W	72-62	H
1987	L	66-70	A
1988 *	W	73-55	H
1988 *	L	51-54	A
1989 *	W	55-48	H
1989 *	W	56-45	A
1990 *	W	83-52	H
1990 *	W	65-52	A
1991 *	W	89-58	H
1991 *	W	75-62	A
1992 *	L	86-91	H
1992 *	L	80-82	A
1993 *	W	88-77	H
1993 *	L	70-72	A
1994 *	W	84-67	H
1994 *	W	74-64	A
1994 +	L	65-73	N
1995 *	L	48-60	H
1995 *	L	67-89	A
1995 +	L	73-79	N
1996 *	L	61-82	H
1996 *	L	56-96	A
1996 #	L	60-77	N
1997 *	L	63-77	H
1997 *	L	67-88	A
1998 *	L	50-79	H
1998 *	L	57-71	A
1999 *	W	77-65	H
1999 *	L	59-75	A
2000 *	W	71-53	H
2000 *	L	62-64	A

2001 *	L	53-54	H
2001 *	L	40-52	A
2002 *	L	59-62	H
2002 *	W	71-65	A
2003 *	W	72-59	H
2003 *	W	64-50	A
2004 *	W	64-55	H
2004 *	W	83-71	A
2005 *	W	67-56	A
2005 *	W	81-35	H
2005 +	W	77-42	N
2006 *	W	67-60	H
2006 *	W	46-41	A
2007 *	W	61-48	H
2007 *	W	88-58	A
2007 @	W	68-55	A
2008 *	W	76-50	H
2008 *	W	87-67	A
2009 *	W	60-49	A
2009 *	L	67-70	H
2010 *	W	90-54	H
2010 *	W	70-58	A
2011 *	W	81-55	A
2011 *	W	87-67	H
2011 !	W	96-71	N
2012 *	W	80-65	A
2012 *	W	77-56	H
2013 *	W	82-51	A
2013 *	W	59-56	H
2014 *	W	56-24	A
2014 *	W	72-61	H
2015 *	W	79-57	H
2015 *	W	85-63	A
2016 *	W	71-63	A
2016 *	W	86-51	H
2017 *	W	67-55	H
2017 *	W	85-50	A
2018 *	W	70-56	A
2018 *	W	75-36	H
2019 *	W	97-71	H
2019 *	W	93-62	A
2019 *	W	62-57	H
2020 *	W	56-42	A
2020 !	L	69-70	N
2021 *	W	75-43	H
2021 *	W	79-61	A
2022*	W	76-65	A
2022*	W	68-59	H
2023*	W	73-66	A
2023*	W	63-53	H
2023 !	L	60-64	N
2024 *	W	74-53	A
2024 *	W	90-40	H
2024!	L	66-67	N

** West Coast Conference Game*
+ WCC Tournament (Santa Clara, CA)
^ WCC Tournament (Los Angeles, CA)
@WCC Tournament (Portland, OR)
! WCC Tournament (Las Vegas, NV)
$ NAIA Bi-District Playoff (Portland, OR)
 # Bulldog Invitational (Spokane, WA)
Home: 32-9
Away: 20-17
Neutral: 2-6
Current GU Streak - Lost 1

Portland State University (15-6)

1987	L	75-84	A
1987 *	W	60-52	N
1987	L	65-67	H
1988	W	65-61	H
1989 #	W	59-57	N
1989	L	67-78	A
1990	W	65-64	H
1991	L	62-79	A
1992	L	58-91	A
2004	W	69-61	A
2005	W	66-48	H
2006	W	81-57	H
2007	W	76-59	A
2008	L	72-75	A
2009	W	86-61	H
2010	W	64-57	A
2012	W	99-69	H
2013	W	54-40	A
2014	W	96-47	H
2015	W	73-41	H
2018	W	91-52	H

** Dial Classic (Pullman, WA)*
 # Boise State Invitational (Boise, ID)
Home: 9-1
Away: 4-5
Neutral: 2-0
Current GU Streak - Won 7

Presbyterian (1-0)

2017	W	79-39	H

Home: 1-0
Away: 0-0
Neutral: 0-0
Current GU Streak - Won 1

Providence College (1-0)

2005 #	W	85-38	N

 # Thanksgiving Classic (Albuquerque, NM)
Home: 0-0
Away: 0-0
Neutral: 1-0
Current GU Streak - Won 1

Puget Sound (7-0)

1984	W	64-53	H
1984	W	69-49	A
1985	W	91-65	H
1985	W	95-66	A
1986	W	70-62	H
1986	W	72-71	A
1986 *	W	64-62	N

** NAIA District I Playoffs (Bellingham, WA)*
Home: 3-0
Away: 3-0
Neutral: 1-0
Current GU Streak - Won 7

Purdue University (1-2)

2007	L	44-69	A
2008	L	61-64	H
2019 !	W	63-50	N

! Gulf Coast Showcase (Estero, FL)
Home: 0-1
Away: 0-1
Neutral: 1-0
Current Streak - Won 1

Queens University (1-0)

2022	W	73-49	H

Home: 1-0
Away: 0-0
Neutral: 0-0
Current GU Streak - Won 1

Radford University (1-0)

1987 *	W	70-67	N

** Northern Lights (Anchorage, AK)*
Home: 0-0
Away: 0-0
Neutral: 1-0
Current GU Streak - Won 1

Rice (1-0)

2023	W	80-72	A

Home: 0-0
Away: 1-0
Neutral: 0-0
Current GU Streak - Won 1

Rutgers (2-0)

2012 *	W	86-73	H
2019 !	W	57-40	N

** NCAA First Round (Spokane, WA)*
! Vancouver Showcase (Vancouver, B.C.)
Home: 1-0
Away: 0-0
Neutral: 1-0
Current GU Streak - Won 2

Sacramento State University (4-2)

2001	L	58-71	A
2002	W	89-55	A
2003	W	71-56	H
2006	L	54-73	A
2007	W	84-43	H
2008	W	75-63	A

Home: 2-0
Away: 2-2
Neutral: 0-0
Current GU Streak - Won 2

Saint Joseph's University (2-0)

2008	W	67-43	A
2009	W	93-70	H

Home: 1-0
Away: 1-0
Neutral: 0-0
Current GU Streak - Won 2

Saint Francis University (2-0)

2012	W	92-50	H
2018	W	97-74	H

Home: 2-0
Away: 0-0
Neutral: 0-0
Current GU Streak - Won 2

Saint Mary's College (53-29)

1988 *	L	63-79	A
1988 *	W	77-56	H
1989 *	W	88-74	H
1989 *	W	68-58	A
1990 *	L	64-83	A
1990 *	L	64-67	H
1991 *	L	78-92	A
1991 *	W	73-61	H
1992 *	W	73-65	H
1992 *	L	53-79	A
1993 *	L	61-76	A
1993 *	W	87-71	H
1994 *	W	80-52	H
1994 *	W	54-53	A
1994 +	W	84-66	N
1995 *	L	47-58	A
1995 *	W	82-75 (ot)	H

1996 *	W	88-78	H
1996 *	L	63-74	A
1997 *	L	54-87	A
1997 *	L	51-70	H
1998 *	L	64-81	A
1998 *	L	63-88	H
1999 *	L	44-69	H
1999 *	L	55-79	A
2000 *	L	36-69	H
2000 *	L	68-76	A
2001 *	L	36-62	H
2001 *	L	50-63	A
2001 #	L	59-84	N
2002 *	L	49-69	A
2002 *	L	64-73	H
2003 *	W	67-53	H
2003 *	W	67-43	A
2004 *	L	48-60	A
2004 *	W	68-45	H
2005 *	W	74-50	H
2005 *	W	70-60	A
2006 *	W	56-42	H
2006 *	W	68-58	A
2007 *	W	85-49	H
2007 *	W	78-68	A
2008 *	W	74-50	H
2008 *	W	79-63	A
2008 #	W	81-64	N
2009 *	W	91-63	A
2009 *	W	84-56	H
2010 *	W	87-52	H
2010 *	W	88-75	A
2011 *	W	106-77	A
2011 *	W	106-66	H
2011 !	W	72-46	N
2012	L	63-66	H
2012 *	W	75-70	A
2012 !	W	83-78	N
2013 *	L	51-54	A
2013 *	W	69-54	H
2014 *	L	78-79 (ot)	A
2014 *	W	75-65	H
2014 !	W	68-60	N
2015 *	W	52-42	A
2015 *	W	80-72	H
2016 *	L	68-69	H
2016 *	L	47-66	A
2017 *	W	79-75	A
2017 *	W	59-58	H
2017 !	W	85-75	N
2018 *	W	73-65	A
2018 *	L	56-72	H
2019 *	W	74-62	H
2019 *	W	66-52	A
2019 !	W	78-77 2OT	N
2020 *	W	74-49	H
2020*	L	60-70	A
2021*	W	69-37	H
2021*	W	79-52	A
2022*	W	66-53	A
2022*	W	85-49	A
2023*	W	82-57	A
2023*	W	65-51	H
2024*	W	89-60	H
2024*	W	96-68	A

** West Coast Conference Game*
+ WCC Tournament (Santa Clara, CA)
 # WCC Tournament (San Diego, CA)
! WCC Tournament (Las Vegas, NV)
Home: 29-10
Away: 19-18
Neutral: 7-1
Current GU Streak - Won 8

St. Martins College (10-2)

1982	L	64-68	H
1983	L	51-68	A
1983	W	85-74	H
1984	W	55-51	A
1984	W	69-49	H
1984 *	W	84-46	H
1985	W	95-55	H
1985	W	80-60	A
1986	W	79-47	A
1986	W	72-31	H
1989	W	102-46	H
2002	W	79-51	H

Home: 5-1
Away: 5-1
Neutral: 02
Current GU Streak - Won 10

San Diego (55-23)

1987	W	64-60	A
1988 *	W	69-67	A
1988 *	W	77-59	H
1989 *	W	69-65 (ot)	H
1989 *	L	46-51	A
1990 *	L	54-62	H
1990 *	L	56-76	A
1991 *	L	61-65	H
1991 *	L	72-77	A
1992 *	W	66-65	A
1992 *	L	56-70	H
1993 *	W	55-53	H
1993 *	L	62-87	A
1994 *	L	69-91	A
1994 *	W	73-62	H
1995 *	W	77-64 (ot)	H
1995 *	L	71-72	A
1996 *	L	55-78	A
1996 *	W	68-57	H
1997 *	W	54-47	H
1997 *	L	56-60	A
1998 *	L	62-68	A
1998 *	L	50-57	H
1999 *	W	64-48	H
1999 *	L	54-72	A
2000 *	L	57-60	H
2000 *	L	64-77	A
2001 *	L	55-81	A
2001 *	L	80-84	H
2002 *	W	75-65 (ot)	A
2002 *	L	48-63	H
2003 *	W	67-58	A
2003 *	W	86-72	H
2004 *	W	61-58	H
2004 *	W	55-53	A
2005 *	W	67-44	H
2005 *	W	74-59	A
2006 *	W	81-66	H
2006 *	W	58-51	A
2007 *	W	87-82	A
2007 *	W	71-58	H
2008 *	W	83-76	A
2008 *	W	76-60	H
2008 #	L	66-70	A
2009 *	W	109-73	A
2009 *	W	77-67	H
2009 !	W	66-55	N
2010 *	W	75-46	H
2010 *	W	75-61	A
2011 *	W	70-49	A
2011 *	W	80-58	H
2012 *	W	55-44	A
2012 *	W	69-58	H
2013 *	W	77-57	H
2013 *	W	62-50	A
2013 !	W	62-50	N
2014 *	W	79-50	H
2014 *	W	66-48	A
2015 *	W	67-49	H
2015 *	L	62-75	A
2016 *	L	54-63	A
2016 *	L	57-58	H
2017 *	W	57-55	A
2017 *	W	62-57	H
2018 *	W	63-44	A
2018 *	W	58-54	H
2018 !	W	79-71	N
2019 *	W	86-61	A
2019 *	W	71-44	H
2020 *	W	57-42	A
2020 *	W	57-46	H
2021 *	W	69-47	A
2022*	W	76-66	H
2022*	W	69-43	A
2022*	W	70-59	H
2023*	W	73-61	A
2024*	W	85-67	H
2024*	W	80-52	A

** West Coast Conference Game*
 # WCC Tournament (San Diego, CA)
! WCC Tournament (Las Vegas, NV)
Home: 28-8
Away: 22-15
Neutral: 3-0
Current GU Streak - Won 14

San Diego State University (0-3)

1992 *	L	54-69	N
1994	L	69-91	A
1996	L	59-78	H

** Titan Classic (Fullerton, CA)*
Home: 0-1
Away: 0-1
Neutral: 0-1
Current GU Streak - Lost 3

San Francisco (55-26)

1988 *	W	57-36	H
1988 *	L	47-62	A
1989 *	W	64-50	H
1989 *	W	51-46	A
1990 *	L	55-56	A
1990 *	W	70-65	H
1991 *	L	72-83	H
1991 *	W	66-56	A
1992 *	W	66-59	H
1992 *	L	43-68	A
1993 *	L	58-80	A
1993 *	W	88-69	H
1994 *	L	63-73	A
1994 *	W	83-68	H
1995 *	L	77-83 (ot)	H
1995 *	L	77-93	A
1996 *	L	54-76	A
1996 *	L	46-52	H
1997 *	L	41-54	H
1997 *	L	47-76	A
1997 +	L	49-86	N
1998 *	L	57-75	A

1998 *	L	53-56	H
1999 *	W	63-59	H
1999 *	L	70-88	A
2000 *	W	76-71	A
2000 *	L	70-76	H
2001 *	L	52-72	H
2001 *	L	60-88	A
2002 *	L	58-73	A
2002 *	L	67-72	H
2003 *	W	59-47	H
2003 *	L	57-59	A
2004 *	W	72-61 (ot)	A
2004 *	L	53-59	H
2005 *	W	81-62	H
2005 *	W	70-62	A
2006 *	W	54-42	H
2006 *	W	71-53	A
2006 +	L	67-75	H
2007 *	W	58-53	A
2007 *	W	57-37	H
2007 @	W	59-38	N
2008 *	W	74-70	A
2008 *	W	90-42	H
2009 *	W	63-42	A
2009 *	W	71-35	H
2010 *	W	93-53	H
2010 *	W	83-35	A
2011 *	W	97-60	H
2011 *	W	103-59	A
2012 *	W	87-52	H
2012 *	W	79-59	A
2013 *	W	80-46	A
2013 *	W	101-65	H
2014 *	W	68-40	A
2014 *	W	101-66	H
2014 !	W	81-68	N
2015 *	W	75-64	A
2015 *	W	91-84 (4OT)	H
2016 *	W	68-47	H
2016 *	L	52-71	A
2017 *	W	61-46	H
2017 *	L	72-77	A
2017 !	W	77-46	N
2018 *	W	74-47	H
2018 *	W	81-57	A
2018 !	W	65-53	N
2019 *	W	78-51	H
2019*	W	64-44	A
2020*	W	69-46	A
2020*	W	56-38	H
2021*	W	76-52	A
2021 *	W	79-66	H
2022*	W	55-49	H
2022*	W	83-82	A
2022!	W	69-55	N
2023*	W	63-52	H
2023*	W	78-56	A
2024*	W	73-54	A
2024*	W	74-48	H

** West Coast Conference Game*
+ WCC Tournament (Spokane, WA)
@ WCC Tournament (Portland, OR)
! WCC Tournament (Las Vegas, NV)
Home: 28-10
Away: 22-15
Neutral: 5-1
Current GU Streak - Won 16

San Jose State University (3-1)

2000	W	82-65	A
2003	W	65-54	H
2006	L	61-69	A
2006	W	68-53	H

Home: 2-0
Away: 1-1
Neutral: 0-1
Current GU Streak - Won 1

Santa Clara University (48-30)

1988 *	W	59-45	H
1988 *	W	63-56	A
1989 *	W	72-46	H
1989 *	W	55-51	A
1990 *	W	59-45	H
1990 *	L	56-61	A
1991 *	L	60-65	H
1991 *	L	60-78	A
1992 *	L	61-83	A
1992 *	L	50-63	H
1993 *	W	71-68	H
1993 *	L	59-72	A
1994 *	W	79-73	H
1994 *	L	68-78	A
1995 *	L	68-81	A
1995 *	L	62-71	H
1996 *	L	69-79	H
1996 *	L	75-87	A
1997 *	L	40-84	A
1997 *	L	44-84	A
1998 *	L	58-98	A
1998 *	W	72-71	H
1999 *	L	57-79	H
1999 *	L	64-79	A
1999 +	L	42-69	A
2000 *	L	66-98	A
2000 *	L	71-84	H
2001 *	L	48-74	A
2001 *	L	54-70	H
2002 *	L	69-99	A
2002 *	L	75-81	H
2003 *	L	41-65	A
2003 *	W	69-53	H
2003 #	L	59-60 (ot)	N
2004 *	W	77-69	H
2004 *	W	80-67	A
2005 *	W	85-50	H
2005 *	W	66-61	A
2005 +	L	66-77	A
2006 *	W	70-60	H
2006 *	L	52-74	A
2007 *	W	78-73 (ot)	H
2007 *	W	79-68	A
2008 *	W	88-52	H
2008 *	W	80-71	A
2009 *	W	65-47	A
2009 *	W	92-63	H
2010 *	W	81-43	H
2010 *	W	83-52	A
2010 !	W	87-47	N
2011 *	W	89-53	H
2011 *	W	93-65	A
2012 *	W	81-68	A
2012 *	W	87-55	H
2013 *	W	79-50	H
2013 *	W	70-55	A
2014 *	W	67-61	A
2014 *	W	89-37	H
2015 *	W	78-70	A
2015 *	W	76-49	H
2016 *	W	53-44	H
2016 *	L	64-71	A
2016 !	L	58-59	N
2017 *	W	51-39	H
2017 *	W	50-49	A
2018 *	W	63-51	A
2018 *	W	71-44	H
2019 *	W	78-61	H
2019*	W	74-61	A
2020*	W	67-52	A
2020*	W	53-46	H
2021 *	W	71-52	A
2021 *	W	67-50	H
2021 !	W	72-63	N
2022*	W	72-55	A
2022*	W	74-58	H
2023*	W	78-61	H
2023*	L	77-72	A
2024*	W	87-49	H
2024*	W	82-45	A

** West Coast Conference Game*
+ WCC Tournament (Santa Clara, CA)
 # WCC Tournament (San Diego, CA)
! WCC Tournament (Las Vegas, NV)
Home: 28-8
Away: 20-22
Neutral: 2-0
Current GU Streak - Won 2

Seattle Pacific University (7-1)

1981	L	67-70	A
1981	W	65-59	H
1982	W	71-58	A
1984	W	79-70	A
1985	W	102-71	A
1985	W	111-84	H
1986	W	85-72	H
1986	W	80-62	A

Home: 3-0
Away: 4-1
Neutral: 0-0
Current GU Streak - Won 7

Seattle University (10-4)

1981	L	72-83	A
1982	L	66-70	A
1982	L	57-66	H
1983	L	53-61	A
1983	W	68-57	H
1984	W	64-60	A
1984	W	86-67	H
1985	W	67-56	A
1985	W	110-68	H
1985 *	W	76-64	H
1986	W	64-50	H
1986	W	63-49	A
2004	W	76-40	H
2011 #	W	91-64	A

** NAIA District I Playoffs (Spokane, WA)*
 # Holiday Hoops Classic (Seattle, WA)
Home: 6-1
Away: 4-3
Neutral: 0-0
Current GU Streak - Won 10

Simon Fraser University (5-4)

1983 *	L	55-58	N
1983	L	60-65	
1983	W	68-54	
1984	W	76-51	
1984	W	87-56	
1985	W	84-46	A
1985	W	81-64	H

1986 L 52-66 A
1986 L 43-61 H
** Big Sky Classic (Helena, MT)*
Current GU Streak - Lost 2

South Dakota (1-0)
2021 W 54-50 N
Home: 0-0
Away: 0-0
Neutral: 1-0
Current GU Streak - Won 1

South Dakota State University (1-3)
2009 L 64-78 H
2010 L 71-75 (ot) A
2021 L 72-75 (ot) A
2023 W 83-58 H
Home: 1-1
Away: 0-2
Neutral: 0-0
Current GU Streak - Won 1

USC (2-3)
2010 W 70-58 H
2011 L 73-79 A
2012 L 51-58 H
2013 W 63-52 A
2016 # L 56-60 H
 # Hall of Fame Challenge (Spokane, WA)
Home: 1-2
Away: 1-1
Neutral: 0-1
Current GU Streak - Lost 1

South Carolina (0-1)
2021 L 72-79 N
Home: 0-0
Away: 0-0
Neutral: 0-1
Current GU Streak - Lost 1

Southern Utah University (3-1)
1989 * L 57-66 N
2011 W 102-61 H
2015 W 70-51 H
2022 W 91-38 H
** BSU Tournament (Boise, ID)*
Home: 3-0
Away: 0-0
Neutral: 0-1
Current GU Streak - Won 3

Stanford University (3-12)
2010 L 74-105 A
2011 L 78-84 H
2011 * L 60-83 N
2012 L 61-76 A
2013 L 41-69 H
2014 L 45-73 A
2016 L 48-65 H
2017 W 68-63 A
2018 # L 68-82 A
2019 W 79-73 H
2020 L 70-76 A
2022 L 62-66 H
2022 L 50-66 A
2022 L 84-63 A
2023 W 96-78 H
** NCAA Tournament Regional Final (Spokane)*
 # NCAA First Round (Stanford, CA)
Home: 2-4
Away: 1-7
Neutral: 0-1
Current GU Streak - Won 1

Stephen F. Austin (2-0)
2021 W 64-54 H
2022 W 71-59
Home: 2-0
Away: 0-0
Neutral: 0-0
Current GU Streak - Won 2

Tennessee (1-4)
2006 * L 65-79 N
2008 L 73-96 A
2009 L 58-77 H
2015 ! L 69-73 (ot) N
2022& W 73-72 N
**Paradise Jam (St.Thomas - U.S. Virgin Islands)*
! NCAA Regional Semifinals (Spokane, WA)
& Bad Boy Mowers Battle 4 Atlantis (Bahamas)
Current GU Streak - Won 1

Chattanooga (0-1)
2001 * L 60-72 N
** Pacific Bell Classic (San Diego, CA)*
Home: 0-0
Away: 0-0
Neutral: 0-1
Current GU Streak - Lost 1

Tennessee-Martin (2-0)
2014 * W 91-54 H
2020 W 78-55 H
** Preseason WNIT (Spokane, WA)*
Home: 2-0
Away: 0-0
Neutral: 0-0
Current GU Streak - Won 2

Texas A&M University (1-1)
2010 * L 76-80 N
2010 ^ W 72-71 N
** Las Vegas Holiday Hoops Classic (Las Vegas, NV)*
^ NCAA Second Round (Seattle, WA)
Home: 0-0
Away: 0-0
Neutral: 1-1
Current GU Streak - Won 1

TCU (1-0)
1990 * W 72-65 N
** Mark IV Classic (Moscow, ID)*
Home: 0-0
Away: 0-0
Neutral: 1-0
Current GU Streak - Won 1

Texas Pan American (1-0)
2003 W 71-55 H
Home: 1-0
Away: 0-0
Neutral: 0-0
Current GU Streak - Won 1

Texas Southern University (2-0)
2000 * W 68-51 N
2020 W 80-45 H
** Lobo Classic (Albuquerque, NM)*
Home: 1-0
Away: 0-0
Neutral: 1-0
Current GU Streak - Won 2

Toledo (1-0)
2023 W 91-70 H
Home: 1-0
Away: 0-0
Neutral: 0-0
Current GU Streak - Won 1

UALR (1-0)
2019 @ W 74-52 N
@ NCAA Tournament - First Round (Corvallis, Ore.)
Home: 0-0
Away: 0-0
Neutral: 1-0
Current GU Streak - Won 1

U.S. International University (0-1)
1985 L 83-89 A
Home: 0-0
Away: 0-1
Neutral: 0-0
Current GU Streak - Lost 1

UNLV (1-1)
2018 L 50-52 H
2019 W 70-59 A
Home: 0-1
Away: 1-0
Neutral: 0-0
Current GU Streak - Won 1

Utah (4-5)
1996 L 59-89 H
1997 L 60-90 A
2004 L 64-88 A
2005 W 66-60 H
2006 L 54-81 A
2007 W 57-45 H
2009 ! W 60-55 N
2016 # L 77-92 H
2022$ W 89-71 N
! WBCA Classic (Milwaukee, WI)
 # WNIT Second Round (Spokane, WA)
$ Hawaii Tournament (Honolulu, HI)
Home: 2-2
Away: 0-3
Neutral: 2-0
Current GU Streak - Won 1

Utah Valley University (2-2)
2005 W 87-41 H
2006 L 51-60 A
2008 L 73-94 A
2009 W 95-79 H
Home: 2-0
Away: 0-2
Neutral: 0-0
Current GU Streak - Won 1

Virginia (1-0)
2009 ! W 69-62 N
! WBCA Classic (Milwaukee, WI)
Home: 0-0
Away: 0-0
Neutral: 1-0
Current GU Streak - Won 1

Warner Pacific College (2-0)

1985	W	117-58	A
1990	W	88-54	H

Home: 1-0
Away: 1-0
Neutral: 0-0
Current GU Streak - Won 2

Washington (3-17)

1984	L	59-79	A
1986 *	L	57-72	H
1987	L	59-94	A
1988	L	42-65	H
1989	L	49-69	A
1990	L	45-70	H
1991	L	32-91	A
1992	L	67-73 (ot)	H
1993	L	64-94	A
1994	L	40-63	H
1995	L	59-88	A
1996	L	55-71	H
1997	L	45-74	A
1998	L	67-77	H
1999	L	57-92	A
2004 #	L	56-70	A
2007	L	61-75	A
2008	W	91-72	H
2009	W	64-59	A
2010	W	81-52	H

** Bulldog Invitational (Spokane, WA)*
 # Seattle Times Classic (Seattle, WA)
Home: 2-7
Away: 1-10
Neutral: 0-0
Current GU Streak - Won 3

Washington State University (11-20)

1984	L	61-74	A
1986	L	60-82	A
1987 *	L	59-94	A
1987	L	58-68	H
1988	L	50-74	A
1989 +	L	52-79	N
1991 ^	L	59-70	A
1992 #	L	37-88	N
1993	W	71-69	H
1994	L	60-69	A
1995	L	65-74	H
1997 &	L	55-85	N
1998	L	59-78	H
1999	L	70-75	A
2000	W	82-66	H
2001	L	56-74	A
2002	L	72-80	A
2003	W	77-57	H
2011 !	W	67-65	N
2011	W	93-75	H
2012	W	71-69	A
2013	L	51-57	H
2014	W	70-62	A
2015	L	58-59	H
2016	L	48-55	A
2017	W	79-61	H
2018	W	64-56	A
2019	W	76-53	H
2020	W	76-53	A
2022	L	49-51	H
2023	L	72-77 (OT)	A

** Dial Classic (Pullman, WA)*
+ Wheatland Classic (Moscow, ID)
^ Wheatland Classic (Pullman, WA)
 # Wheatland Classic (Cheney, WA)
& Played at Spokane Arena
! Rainbow Wahine Showdown (Honolulu, HI)
Home: 6-6
Away: 4-11
Neutral: 1-3
Current GU Streak - Lost 2

Weber State University (2-4)

1987	L	62-71	A
1997 *	L	67-73	N
1998	W	83-80	A
1999	W	71-61	H
2003	L	49-52	H
2004	L	54-72	A

** Dial Classic (Pullman, WA)*
Home: 1-1
Away: 1-2
Neutral: 0-1
Current GU Streak - Lost 2

West Virginia (1-0)

2016 #	W	62-57	H

 # Hall of Fame Challenge (Spokane, WA)
Home: 1-0
Away: 0-0
Neutral: 0-0
Current Streak - Won 1

Western Illinois (1-0)

2018	W	80-65	H

Home: 1-0
Away: 0-0
Neutral: 0-0
Current GU Streak - Won 1

Western Kentucky (1-0)

2019 !	W	76-55	N

! Vancouver Showcase (Vancouver, B.C.)
Home: 0-0
Away: 0-0
Neutral: 1-0
Current GU Streak - Won 1

Western Montana (3-0)

1981	W	73-57	H
1982	W	53-50	H
1985	W	68-62	H

Home: 3-0
Away: 0-0
Neutral: 0-0
Current GU Streak - Won 3

Western Washington University (7-11)

1981	L	50-69	H
1981	L	59-83	A
1982	L	37-83	A
1982	L	61-68	H
1983	L	59-68	H
1983	L	47-57	A
1984	L	62-68	A
1984	W	73-57	H
1984 *	W	70-58	H
1985	L	66-77	A
1985	W	94-65	H
1985 *	W	76-64	H
1986	L	49-66	A
1986	W	53-51	H
1986 *	W	83-70	H
1986 #	L	53-74	A
1986 #	L	69-70	A
2022	W	78-36	H

** NAIA District I Playoffs (Spokane, WA)*
 # NAIA District I Playoffs (Bellingham, WA)
Home: 7-3
Away: 0-8
Neutral: 0-0
Current GU Streak - Won 1

Whitman College (2-0)

1985	W	113-75	A
2011	W	114-40	H

Home: 1-0
Away: 1-0
Neutral: 0-0
Current GU Streak - Won 2

Whitworth College (17-2)

1981	W	66-54	H
1981	W	65-58	A
1982	W	62-52	H
1982	W	72-55	A
1983	W	71-55	A
1983	L	65-79	H
1984	W	65-54	H
1984	W	72-53	A
1985	W	86-71	H
1986	L	60-61	A
1986	W	74-60	H
1987	W	70-55	H
1988	W	75-57	A
1992	W	72-64 (ot)	H
1993	W	95-66	H
1994	W	72-55	H
1995	W	67-54	H
2002	W	65-54	H
2003	W	83-36	H

Current GU Streak - Won 9
Home: 12-1
Away: 5-1
Neutral: 0-0

Winthrop University (2-0)

2013 *	W	80-66	N
2017 !	W	71-41	N

** Hardwood Tournament of Hope (Puerta Vallarta, Mexico)*
! Paradise Jam (St. Thomas, U.S. Virgin Islands)
Home: 0-0
Away: 0-0
Neutral: 2-0
Current GU Streak - Won 2

Wisconsin (2-1)

1991 *	L	77-80	N
2013	W	62-53	H
2014	W	70-55	A

Home: 1-0
Away: 1-0
Neutral: 0-1
** Coors Classic (Boulder, CO)*
Current GU Streak - Won 2

Wyoming (9-1)

1990 *	L	60-69	N
2009	W	68-58	A
2009	W	67-39	H
2015	W	70-56	A
2016	W	61-57 (ot)	H
2019	W	65-54	A
2020	W	89-50	A
2021	W	54-47	H

2022	W	66-64	A
2023	W	80-64	H

Home: 4-0
Away: 5-0
Neutral: 0-1
** Mark IV Classic (Moscow, ID)*
Current GU Streak - Won 9

Xavier University (1-1)

2009 #	W	74-59	N
2010 !	L	56-74	N

 # NCAA First Round (Seattle, WA)
! NCAA Regional Semifinals (Sacramento, CA)
Home: 0-0
Away: 0-0
Neutral: 1-1
Current GU Streak - Lost 1

Yale University (1-0)

2004 #	W	69-48	N

 # Seattle Times Classic (Seattle, WA)
Home: 0-0
Away: 0-0
Neutral: 1-0
Current GU Streak - Won 1

Year indicated on series year-by-year results is ending year of season in which the contest was played.
(i.e. 1999-2000 games are listed as 2000)

YEAR-BY-YEAR RESULTS

1986-87 (11-16, Ind.)
Coach Mike Petersen

Date	Opponent	W/L	Score
11/28	at Portland State	L	75-84
12/5	% Portland State	W	60-52
12/6	% Washington State	L	63-75
12/12	**# CONCORDIA (Ore)**	**W**	**74-56**
12/13	**# OREGON**	**L**	**67-83**
12/20	**HAWAI'I**	**L**	**62-66**
12/22	at Washington	L	59-94
12/30	at Idaho	L	49-51
1/5	at San Diego	W	64-60
1/7	at California Lutheran	W	93-45
1/8	**MONTANA STATE**	**W**	**63-59**
1/10	**MONTANA**	**L**	**43-61**
1/13	**WHITWORTH**	**W**	**61-43**
1/23	**C. WASHINGTON**	**W**	**74-49**
1/29	**BOISE STATE**	**W**	**61-51**
2/4	**WASHINGTON ST**	**L**	**58-68**
2/7	at Montana State	L	47-65
2/8	at Montana	L	54-69
2/10	at Eastern Washington	L	56-89
2/13	**PORTLAND STATE**	**L**	**65-67**
2/14	**PORTLAND**	**W**	**72-62**
2/20	**WEBER STATE**	**W**	**62-51**
2/21	**IDAHO STATE**	**L**	**62-64**
2/25	at Portland	L	66-70
2/27	^ New Orleans	L	55-67
2/28	^ Miami, Fla	L	52-79
2/29	^ Radford	W	70-67

% Dial Classic (Pullman, WA)
 # Bulldog Invitational (Spokane)
^ Northern Lights Invitational (Anchorage, AK)

1987-88 (18-9 / 11-3 (1st) in WCC)
Coach Mike Petersen

Date	Opponent	W/L	Score
11/27	at Oregon	L	55-70
12/1	**CENTRAL WASHINGTON**	**W**	**70-60**
12/4	# Eastern Washington	L	61-71
12/5	# Idaho	W	66-51
12/8	at Whitworth	W	75-57
12/12	**LEWIS-CLARK STATE**	**W**	**68-57**
12/19	at Northwest Nazarene	W	78-48
12/21	at Boise State	L	59-63
12/30	at Washington State	L	50-74
1/3	**PORTLAND STATE**	**W**	**65-61**
1/4	**MONTANA**	**L**	**58-73**
1/6	at Idaho	W	57-54
1/9	**WASHINGTON**	**L**	**42-65**
1/14	*** SAN FRANCISCO**	**W**	**57-36**
1/16	*** SANTA CLARA**	**W**	**59-45**
1/22	* at Pepperdine	W	60-59
1/23	* at Loyola Marymount	W	56-55
1/28	*** LOYOLA MARYMOUNT**	**W**	**66-52**
1/30	*** PEPPERDINE**	**W**	**63-59**
2/4	* at San Diego	W	69-67
2/6	* at Saint Mary's	L	63-79
2/11	*** SAINT MARY'S**	**W**	**77-56**
2/13	*** SAN DIEGO**	**W**	**77-59**
2/17	*** PORTLAND**	**W**	**73-55**
2/20	* at Portland	L	51-54
2/26	* at Santa Clara	W	63-56
2/27	* at San Francisco	L	47-62

*** WCC Game**
 # Wheatland Classic (Cheney, WA)

1988-89 (15-13 / 11-3 (2nd) in WCC)
Coach Mike Petersen

Date	Opponent	W/L	Score
11/20	# Southern Utah	L	57-66
11/21	# Portland State	W	59-57
11/30	**CENTRAL WASHINGTON**	**W**	**69-72**
12/1	**+ MONTANA STATE**	**W**	**59-51**
12/3	**+ BOISE STATE**	**L**	**59-65**
12/9	^ Washington State	L	52-79
12/10	^ Eastern Washington	L	40-45
12/17	**ST. MARTINS**	**W**	**102-46**
12/19	**IDAHO**	**L**	**51-53**
12/20	**LEWIS-CLARK STATE**	**W**	**70-39**
12/27	at Washington	L	49-69
12/31	at Montana State	L	47-50
1/2	at Montana	L	54-74
1/13	*** SAN DIEGO**	**W**	**69-65 (ot)**
1/14	*** SAINT MARY'S**	**W**	**88-74**
1/20	* at Loyola Marymount	L	62-67 (ot)
1/21	* at Pepperdine	W	71-50
1/25	*** PORTLAND**	**W**	**55-48**
1/28	* at Portland	W	56-45
2/3	*** SANTA CLARA**	**W**	**72-46**
2/4	*** SAN FRANCISCO**	**W**	**64-50**
2/10	* at San Francisco	W	51-46
2/11	* at Santa Clara	W	55-51
2/17	*** PEPPERDINE**	**W**	**59-48**
2/18	*** LOYOLA MARYMOUNT**	**L**	**59-65**
2/24	* at Saint Mary's	W	68-58
2/28	* at San Diego	L	46-51

*** WCC Game**
 # Boise State Tournament (Boise, ID)
+ Zip's Bulldog Invite (Spokane, WA)
^ Wheatland Classic (Cheney, WA)

1989-90 (10-17 / 5-9 (5th) in WCC)
Coach Julie Holt

Date	Opponent	W/L	Score
11/24	# Wyoming	L	60-69
11/25	# Texas Christian	W	72-65
11/28	**CENTRAL WASHINGTON**	**W**	**73-57**
12/5	**WASHINGTON**	**L**	**45-70**
12/8	**+ IDAHO**	**L**	**51-61**
12/9	**+ EASTERN WASHINGTON**	**L**	**69-74**
12/10	**COLORADO**	**L**	**41-58**
12/17	**MONTANA**	**L**	**44-57**
12/29	at Oregon	L	40-64
1/2	**PORTLAND STATE**	**W**	**65-64**
1/3	**WARNER PACIFIC**	**W**	**88-54**
1/12	* at Saint Mary's	L	64-83
1/13	* at San Francisco	L	55-56
1/15	at Boise State	L	48-79
1/18	*** LOYOLA MARYMOUNT**	**L**	**66-70 (ot)**
1/20	*** PEPPERDINE**	**W**	**76-66**
1/23	**LEWIS-CLARK STATE**	**W**	**61-56**
1/26	* at Pepperdine	W	83-76 (ot)

1/27	* at Loyola Marymount	L	56-63
2/1	*** SANTA CLARA**	**W**	**59-45**
2/3	*** SAN DIEGO**	**L**	**54-62**
2/8	* at San Diego	L	56-76
2/10	* at Santa Clara	L	56-61
2/14	*** PORTLAND**	**W**	**83-52**
2/17	* at Portland	L	65-76
2/22	*** SAN FRANCISCO**	**W**	**70-65**
2/24	*** SAINT MARY'S**	**L**	**64-67**

*** WCC Game**
 # Mark IV Classic (Moscow, ID)
+ Wheatland Classic (Spokane, WA)

1990-91 (13-15 / 7-7 (4th) in WCC)
Coach Julie Holt

Date	Opponent	W/L	Score
11/23	# Colorado	L	59-87
11/24	# Wisconsin	L	77-80
11/27	**CENTRAL WASHINGTON**	**W**	**87-58**
11/29	at Montana	L	46-96
11/30	at Montana State	L	48-65
12/2	**OREGON**	**L**	**60-74**
12/7	+ Eastern Washington	W	72-55
12/8	+ Washington State	L	59-70
12/15	**IDAHO**	**W**	**71-67**
12/17	**EASTERN WASHINGTON**	**W**	**68-61**
12/28	at Washington	L	32-91
1/3	at Portland State	L	62-79
1/6	at Boise State	W	49-47
1/11	* at Saint Mary's	L	78-92
1/12	* at San Francisco	L	72-83
1/16	*** PORTLAND**	**W**	**89-58**
1/19	* at Portland	W	75-62
1/24	*** SANTA CLARA**	**L**	**60-65**
1/26	*** SAN DIEGO**	**L**	**61-65**
1/31	* at San Diego	L	72-77
2/2	* at Santa Clara	L	60-78
2/4	at Eastern Washington	W	78-68
2/7	*** LOYOLA MARYMOUNT**	**W**	**81-60**
2/9	*** PEPPERDINE**	**W**	**92-84 (2ot)**
2/15	* at Pepperdine	L	54-78
2/16	* at Loyola Marymount	W	66-59
2/21	*** SAN FRANCISCO**	**W**	**66-56**
2/23	*** SAINT MARY'S**	**W**	**73-61**

*** WCC Game**
 # Coors Classic (Boulder, CO)
+ Wheatland Classic (Pullman, WA)

1991-92 (8-19 / 5-9 (6th) in WCC)
Coach Julie Holt

Date	Opponent	W/L	Score
11/22	+ Washington State	L	37-88
11/23	+ Idaho	L	42-69
11/29	# Cal-State Fullerton	L	57-80
11/30	# San Diego State	L	54-69
12/5	at Eastern Washington	W	73-71
12/7	**CENTRAL WASHINGTON**	**W**	**97-60**
12/9	**WASHINGTON**	**L**	**67-73 (ot)**
12/14	**MONTANA**	**L**	**55-76**
12/20	at Idaho	L	67-83
1/2	**PORTLAND STATE**	**L**	**58-91**
1/6	**WHITWORTH**	**W**	**72-64 (ot)**
1/8	**BOISE STATE**	**L**	**80-84**
1/11	**MONTANA STATE**	**L**	**43-56**
1/16	*** PEPPERDINE**	**L**	**60-73**
1/18	*** LOYOLA MARYMOUNT**	**W**	**77-55**
1/23	* at Santa Clara	L	61-83
1/25	* at San Diego	W	66-65
1/29	*** PORTLAND**	**L**	**86-91**
2/1	* at Portland	L	80-82
2/6	*** SAINT MARY'S**	**W**	**73-65**
2/8	*** SAN FRANCISCO**	**W**	**66-59**
2/14	* at San Francisco	L	43-68
2/15	* at Saint Mary's	L	53-79
2/20	*** SAN DIEGO**	**L**	**56-70**
2/22	*** SANTA CLARA**	**L**	**50-63**
2/28	* at Loyola Marymount	W	75-63
2/29	* at Pepperdine	L	59-97

*** WCC Game**
+ Wheatland Classic (Cheney, WA)
 # Titan Classic (Fullerton, CA)

1992-93 (11-15 / 6-8 (T4th) in WCC)
Coach Julie Holt

Date	Opponent	W/L	Score
12/1	**CENTRAL WASHINGTON**	**W**	**67-43**
12/4	# Missouri-Kansas City	L	53-67
12/5	# Nevada	W	66-63
12/8	**WHITWORTH**	**W**	**95-66**
12/10	**WASHINGTON STATE**	**W**	**71-69**
12/12	**IDAHO**	**L**	**72-76**
12/14	**EASTERN WASHINGTON**	**W**	**69-54**
12/19	at Montana State	L	71-80
12/20	at Montana	L	52-68
1/5	at Washington	L	64-94
1/9	at Boise State	L	69-75
1/11	at Eastern Washington	L	69-70
1/15	* at Pepperdine	L	72-93
1/16	* at Loyola Marymount	L	56-71
1/21	*** SANTA CLARA**	**W**	**71-68**
1/23	*** SAN DIEGO**	**W**	**55-53**
1/27	*** PORTLAND**	**W**	**88-77**
1/30	* at Portland	L	70-72
2/5	* at Saint Mary's	L	61-76
2/6	* at San Francisco	L	58-80
2/11	*** SAN FRANCISCO**	**W**	**88-69**
2/13	*** SAINT MARY'S**	**W**	**87-71**
2/18	* at San Diego	L	62-87
2/20	* at Santa Clara	L	59-72
2/25	*** LOYOLA MARYMOUNT**	**W**	**65-59**
2/27	*** PEPPERDINE**	**L**	**67-70**

*** WCC Game**
 # Thanksgiving Classic (Moscow, ID)

1993-94 (21-10 / 10-4 (2nd) in WCC)
Coach Julie Holt

Date	Opponent	W/L	Score
11/28	at Idaho	W	88-62
12/1	**WHITWORTH**	**W**	**72-55**
12/7	**LEWIS-CLARK STATE**	**W**	**85-81**
12/10	**EASTERN WASHINGTON**	**W**	**66-61**
12/11	at Washington State	L	60-69

12/18	at Washington	L	40-63
12/29	# Brigham Young	W	75-67
12/30	# Mississippi	W	66-62
1/4	**MONTANA STATE**	**W**	**62-44**
1/6	**MONTANA**	**W**	**70-62**
1/10	at Eastern Washington	W	68-58
1/11	at San Diego State	L	54-69
1/13	* at San Diego	L	69-91
1/15	* at San Francisco	L	63-73
1/20	*** SANTA CLARA**	**W**	**79-73**
1/22	*** SAINT MARY'S**	**W**	**80-52**
1/28	* at Saint Mary's	W	54-53
1/29	* at Santa Clara	L	68-78
2/3	*** LOYOLA MARYMOUNT**	**W**	**73-53**
2/5	*** PEPPERDINE**	**W**	**70-62**
2/11	* at Pepperdine	W	70-69
2/12	* at Loyola Marymount	L	62-66
2/16	*** PORTLAND**	**W**	**84-67**
2/19	* at Portland	W	74-64
2/24	*** SAN FRANCISCO**	**W**	**83-68**
2/26	*** SAN DIEGO**	**W**	**73-62**
3/10	+ Saint Mary's	W	84-66
3/11	+ Portland	L	65-73
3/24	^ Pittsburgh	L	77-89
3/25	^ New Mexico State	L	63-83
3/26	^ Northeast Louisiana	W	105-69

*** WCC Game**
+ WCC Tournament (Santa Clara, CA)
 # BYU Holiday Classic (Provo, UT)
^ WNIT (Amarillo, TX)

1994-95 (9-17 / 4-10 (T6th) in WCC)
Coach Kellee Barney

Date	Opponent	W/L	Score
11/28	at Eastern Washington	W	70-58
12/2	# Memphis	W	80-78
12/3	# Oregon State	L	61-76
12/6	**BOISE STATE**	**L**	**71-76**
12/8	**IDAHO**	**W**	**72-58**
12/10	**WASHINGTON STATE**	**L**	**65-74**
12/17	**WHITWORTH**	**W**	**67-54**
12/21	at Washington	L	59-88
1/3	at Montana State	L	67-69
1/4	at Montana	L	42-72
1/7	**EASTERN WASHINGTON**	**W**	**71-62**
1/12	*** SAN DIEGO**	**W**	**77-64 (ot)**
1/14	*** SAN FRANCISCO**	**L**	**77-83 (ot)**
1/20	* at Santa Clara	L	68-81
1/21	* at Saint Mary's	L	47-58
1/26	*** SAINT MARY'S**	**W**	**82-75 (ot)**
1/28	*** SANTA CLARA**	**L**	**62-71**
2/3	* at Loyola Marymount	L	68-86
2/4	* at Pepperdine	L	80-85
2/9	*** PEPPERDINE**	**W**	**63-62**
2/11	*** LOYOLA MARYMOUNT**	**W**	**80-66**
2/15	*** PORTLAND**	**L**	**48-60**
2/18	* at Portland	L	67-89
2/23	* at San Francisco	L	77-93
2/25	* at San Diego	L	71-72
3/2	+ Portland	L	73-79

*** WCC Game**
+ WCC Tournament
 # Gazette Times Classic (Corvallis, OR)

1995-96 (4-23 / 2-12 (8th) in WCC)
Coach Kellee Barney

Date	Opponent	W/L	Score
11/24	# Nebraska	L	40-87
11/25	# James Madison	L	66-72
11/28	at Idaho	W	62-58
11/30	at Eastern Washington	L	50-60
12/6	**WASHINGTON**	**L**	**55-71**
12/8	**UTAH**	**L**	**59-89**
12/11	**MONTANA**	**L**	**56-57**
12/18	**SAN DIEGO STATE**	**L**	**59-78**
12/28	**IDAHO STATE**	**L**	**63-67**
12/31	at Boise State	L	82-86
1/2	at Oregon	L	45-83
1/6	**EASTERN WASHINGTON**	**W**	**73-62**
1/11	*** SANTA CLARA**	**L**	**69-79**
1/13	*** SAINT MARY'S**	**W**	**88-78**
1/18	* at San Diego	L	55-78
1/20	* at San Francisco	L	54-76
1/24	* PORTLAND	L	61-82
1/27	* at Portland	L	56-96
2/1	*** LOYOLA MARYMOUNT**	**L**	**63-71**
2/3	*** PEPPERDINE**	**L**	**69-81**
2/9	* at Pepperdine	L	60-89
2/10	* at Loyola Marymount	L	57-72
2/15	*** SAN FRANCISCO**	**L**	**46-52**
2/17	*** SAN DIEGO**	**W**	**68-57**
2/23	* at Saint Mary's	L	63-74
2/24	* at Santa Clara	L	75-87
2/29	+ Portland	L	60-77

*** WCC Game**
+ WCC Tournament (Santa Clara, CA)
 # Cablevision Classic (Lincoln, NE)

1996-97 (4-23 / 2-12 (7th) in WCC)
Coach Kellee Barney

Date	Opponent	W/L	Score
11/22	# Idaho State	W	58-56
11/23	# Navy	L	55-58
11/26	at Eastern Washington	L	69-83
11/30	^ Washington State	L	55-85
12/3	at Montana	L	66-81
12/6	& Weber State	L	67-73
12/7	& Fresno State	L	53-73
12/10	at Washington	L	45-74
12/14	**OREGON**	**L**	**33-52**
12/28	at Utah	L	60-90
1/2	**IDAHO**	**W**	**57-55**
1/4	**BOISE STATE**	**L**	**45-76**
1/10	* at Santa Clara	L	40-84
1/11	* at Saint Mary's	L	54-87
1/16	*** SAN DIEGO**	**W**	**54-47**
1/18	*** SAN FRANCISCO**	**L**	**41-54**
1/24	* at Loyola Marymount	L	62-66 (ot)
1/25	* at Pepperdine	L	41-86
1/30	*** PEPPERDINE**	**L**	**56-72**
2/1	*** LOYOLA MARYMOUNT**	**W**	**79-74**
2/5	*** PORTLAND**	**L**	**63-77**

2/8	* at Portland	L	67-88
2/13	* at San Francisco	L	47-76
2/15	* at San Diego	L	56-60
2/20	*** SAINT MARY'S**	**L**	**51-70**
2/22	*** SANTA CLARA**	**L**	**44-84**
2/27	+ San Francisco	L	49-86

*** WCC Game**
+ WCC Tournament (Los Angeles, CA)
 # Gate City Shootout (Pocatello, ID)
^ Played at Spokane Arena (Spokane, WA)
& Dial Classic (Pullman, WA)

1997-98 (11-16 / 3-11 (7th) in WCC)
Coach Kellee Barney

Date	Opponent	W/L	Score
11/20	**EASTERN WASHINGTON**	**W**	**87-46**
11/26	at Eastern Washington	W	73-57
11/28	**WASHINGTON STATE**	**L**	**59-78**
12/2	**MONTANA STATE**	**L**	**68-73**
12/6	at Cal Poly	W	83-73
12/9	**WASHINGTON**	**L**	**67-77**
12/13	**CONCORDIA (Ore)**	**W**	**96-57**
12/15	**MONTANA**	**W**	**68-65**
12/19	at Idaho	W	75-73
12/29	at Weber State	W	83-80
1/2	**WESTERN BAPTIST**	**W**	**89-47**
1/6	at Boise State	L	65-75
1/8	*** LOYOLA MARYMOUNT**	**W**	**71-59**
1/10	*** PEPPERDINE**	**L**	**81-84**
1/15	* at San Diego	L	62-68
1/17	* at Saint Mary's	L	64-81
1/22	*** SAINT MARY'S**	**L**	**63-88**
1/24	*** SAN DIEGO**	**L**	**50-57**
1/30	* at San Francisco	L	57-75
1/31	* at Santa Clara	L	58-98
2/5	*** SANTA CLARA**	**W**	**72-71**
2/7	*** SAN FRANCISCO**	**L**	**53-56**
2/11	*** PORTLAND**	**L**	**50-79**
2/14	* at Portland	L	57-71
2/20	* at Pepperdine	L	59-79
2/21	* at Loyola Marymount	W	72-62
2/26	+ Pepperdine	L	56-75

*** WCC Game**
+ WCC Tournament (Santa Clara, CA)

1998-99 (8-19 / 4-10 (T6th) in WCC)
Coach Kellee Barney

Date	Opponent	W/L	Score
11/13	at Montana State	L	49-58
11/16	at Montana	L	63-79
11/20	**EASTERN WASHINGTON**	**W**	**59-57**
11/24	at Washington	L	57-92
11/29	**BOISE STATE**	**L**	**49-68**
12/5	# Arizona State	L	52-96
12/6	# Pacific	W	65-64
12/12	**WEBER STATE**	**W**	**71-61**
12/18	at Washington State	L	70-75
12/20	at Eastern Washington	L	63-65
12/30	**CAL POLY**	**L**	**55-60**
1/2	**IDAHO**	**W**	**87-81**
1/8	* at Loyola Marymount	L	57-64
1/9	* at Pepperdine	L	49-75
1/13	*** PORTLAND**	**W**	**77-65**
1/16	* at Portland	L	59-75
1/21	*** SAN FRANCISCO**	**W**	**63-59**
1/23	*** SANTA CLARA**	**L**	**57-79**
1/29	* at Santa Clara	L	64-79
1/30	* at San Francisco	L	70-88
2/4	*** SAN DIEGO**	**W**	**64-48**
2/6	*** SAINT MARY'S**	**L**	**44-69**
2/11	* at Saint Mary's	L	55-79
2/13	* at San Diego	L	54-72
2/18	*** PEPPERDINE**	**L**	**64-77**
2/20	*** LOYOLA MARYMOUNT**	**W**	**69-57**
2/25	+ Santa Clara	L	42-69

*** WCC Game**
+ WCC Tournament (Santa Clara, CA)
 # Wells Fargo Classic (Tempe, AZ)

1999-2000 (9-19 / 2-12 (8th) in WCC)
Coach Kellee Barney

Date	Opponent	W/L	Score
11/21	at San Jose State	W	82-65
11/23	at Pacific	L	70-84
11/26	at Brigham Young	L	58-77
11/30	at Eastern Washington	W	61-44
12/3	# American	L	64-65 (ot)
12/4	# Texas Southern	W	74-52
12/8	**WASHINGTON STATE**	**W**	**82-66**
12/12	**MONTANA**	**W**	**43-41**
12/17	**EASTERN WASHINGTON**	**W**	**58-57**
12/21	**CAL POLY**	**W**	**70-48**
12/30	**UC-SANTA BARBARA**	**L**	**58-76**
1/5	at Boise State	L	56-69
1/8	at Idaho	L	67-73
1/14	* at San Francisco	W	76-71
1/15	* at Santa Clara	L	66-98
1/20	*** SAINT MARY'S**	**L**	**36-69**
1/22	*** SAN DIEGO**	**L**	**57-60**
1/26	*** PORTLAND**	**W**	**71-53**
1/29	* at Portland	L	62-64
2/4	* at Pepperdine	L	67-89
2/5	* at Loyola Marymount	L	73-94
2/10	*** LOYOLA MARYMOUNT**	**L**	**59-74**
2/12	*** PEPPERDINE**	**L**	**68-74**
2/17	* at San Diego	L	64-77
2/19	* at Saint Mary's	L	68-76
2/24	*** SANTA CLARA**	**L**	**71-84**
2/26	*** SAN FRANCISCO**	**L**	**70-76**
3/2	+ Pepperdine	L	71-82

*** WCC Game**
+ WCC Tournament (Santa Clara, CA)
 # SW Airlines Lobo Classic (Albuquerque, NM)

2000-01 (5-23 / 0-14 (8th) in WCC)
Coach Kelly Graves

Date	Opponent	W/L	Score
11/18	**BOISE STATE**	**W**	**72-60**
11/22	at Cal Poly	L	51-60
11/24	# Tennessee-Chattanooga	L	60-72
11/25	# Illinois State	W	64-55
11/29	**EASTERN WASHINGTON**	**L**	**57-59**

12/2	**BRIGHAM YOUNG**	**L**	**57-74**
12/5	**MONTANA STATE**	**L**	**47-61**
12/7	**UC RIVERSIDE**	**W**	**73-67**
12/17	at Washington State	L	56-74
12/20	at Montana	W	74-73
12/22	at Montana State	L	47-68
12/30	at Sacramento State	L	58-71
1/2	**& COLGATE**	**W**	**67-56**
1/11	*** SAN FRANCISCO**	**L**	**52-72**
1/13	*** SAINT MARY'S**	**L**	**36-62**
1/18	*** PORTLAND**	**L**	**53-54**
1/21	* at Portland	L	40-52
1/25	* at San Diego	L	55-81
1/27	* at Santa Clara	L	48-74
2/1	*** PEPPERDINE**	**L**	**56-61**
2/3	*** LOYOLA MARYMOUNT**	**L**	**58-62**
2/9	* at Saint Mary's	L	50-63
2/10	* at San Francisco	L	60-88
2/16	* at Loyola Marymount	L	37-60
2/17	* at Pepperdine	L	55-78
2/22	*** SANTA CLARA**	**L**	**54-70**
2/24	*** SAN DIEGO**	**L**	**80-84**
3/1	+ Saint Mary's	L	59-84

*** WCC Game**
+ WCC Tournament (San Diego, CA)
 # Pacific Bell Classic (San Diego, CA)
& Played at Spokane Arena

2001-02 (11-18 / 2-12 (8th) in WCC)
Coach Kelly Graves

Date	Opponent	W/L	Score
11/16	# New Mexico State	L	71-78
11/17	# at Idaho State	W	83-68
11/20	& at Alaska Anchorage	W	98-45
11/21	& Iowa	L	73-90
11/24	**PACIFIC**	**L**	**85-86 (ot)**
11/29	at Washington State	L	72-80
12/1	**SAINT MARTIN'S**	**W**	**79-51**
12/4	at Eastern Washington	W	69-64
12/6	**WHITWORTH**	**W**	**65-54**
12/8	**CAL STATE FULLERTON**	**W**	**89-48**
12/14	at Boise State	L	59-71
12/31	at UC Riverside	W	75-64
1/2	at Sacramento State	W	89-55
1/5	**MONTANA**	**W**	**57-50**
1/10	* at Santa Clara	L	69-99
1/12	* at San Diego	W	75-65 (ot)
1/17	*** PEPPERDINE**	**L**	**69-77**
1/19	*** LOYOLA MARYMOUNT**	**L**	**74-76 (ot)**
1/25	* at San Francisco	L	58-73
1/26	* at Saint Mary's	L	49-69
1/31	* PORTLAND	L	59-62
2/3	* at Portland	W	71-65
2/7	*** SAN DIEGO**	**L**	**48-63**
2/9	*** SANTA CLARA**	**L**	**75-81**
2/15	* at Loyola Marymount	L	49-63
2/16	* at Pepperdine	L	66-73
2/21	*** SAINT MARY'S**	**L**	**64-73**
2/23	*** SAN FRANCISCO**	**L**	**67-72**
2/28	+ Pepperdine	L	64-68

*** WCC Game**
+ WCC Tournament (San Diego, CA)
 # American Dream Classic (Pocatello, ID)
& Great Alaska Shootout (Anchorage, AK)

2002-03 (18-12 / 9-5 (T2nd) in WCC)
Coach Kelly Graves

Date	Opponent	W/L	Score
11/22	at Oregon	L	72-83
11/25	**MONTANA STATE NORTHERN**	**W**	**76-51**
11/29	# at Hawai'i	L	61-71
11/30	# Denver	L	43-62
12/1	# Fordham	L	69-74
12/5	**TEXAS PAN AMERICAN**	**W**	**71-55**
12/7	**SAN JOSE STATE**	**W**	**65-54**
12/11	**WASHINGTON STATE**	**W**	**77-57**
12/15	**WHITWORTH**	**W**	**85-36**
12/12	**WEBER STATE**	**L**	**49-52**
12/29	**BOISE STATE**	**W**	**82-5**5
12/31	at Cal State Fullerton	W	75-57
1/2	at UC Riverside	W	64-55
1/5	at Montana	L	68-73
1/8	**EASTERN WASHINGTON**	**W**	**71-64**
1/10	* at Pepperdine	L	63-78
1/11	* at Loyola Marymount	L	42-58
1/16	*** SAN FRANCISCO**	**W**	**59-47**
1/18	*** SAINT MARY'S**	**W**	**67-53**
1/25	*** PORTLAND**	**W**	**72-59**
1/30	* at San Diego	W	67-58
2/1	* at Santa Clara	L	41-65
2/6	*** LOYOLA MARYMOUNT**	**W**	**67-64**
2/8	*** PEPPERDINE**	**L**	**60-66**
2/14	* at Saint Mary's	W	67-43
2/15	* at San Francisco	L	57-59
2/22	* at Portland	W	64-50
2/27	*** SANTA CLARA**	**W**	**69-53**
3/1	*** SAN DIEGO**	**W**	**86-72**
3/8	+ Santa Clara	L	59-60 (ot)

*** WCC Game**
+ WCC Tournament (San Diego, CA)
 # Rainbow Wahine Classic (Honolulu, HI)

2003-04 (18-12 / 10-4 (T2nd) in WCC)
Coach Kelly Graves

Date	Opponent	W/L	Score
11/21	# Houston	L	54-66
11/22	# Butler	W	65-59
11/25	**OREGON**	**L**	**57-73**
11/28	& at Washington	L	56-70
11/29	& Yale	W	69-48
12/4	at Utah	L	64-88
12/6	at Weber State	L	54-72
12/10	**BOISE STATE**	**W**	**75-54**
12/12	at Portland State	W	69-61
12/14	**UC RIVERSIDE**	**W**	**68-54**
12/29	**SEATTLE UNIVERSITY**	**W**	**76-40**
12/31	Eastern Washington (Spokane Arena)	L	69-72
1/4	**MONTANA**	**W**	**60-52**
1/8	*** PEPPERDINE**	**W**	**75-44**
1/10	*** LOYOLA MARYMOUNT**	**W**	**70-54**
1/15	* at San Francisco	W	72-61 (ot)
1/17	* at Saint Mary's	L	48-60
1/24	*** PORTLAND**	**W**	**64-55**

1/29	*** SANTA CLARA**	**W**	**77-69**
1/31	*** SAN DIEGO**	**W**	**61-58**
2/5	* at Loyola Marymount	L	58-70
2/7	* at Pepperdine	L	62-73
2/12	*** SAINT MARY'S**	**W**	**68-45**
2/15	*** SAN FRANCISCO**	**L**	**53-59**
2/21	* at Portland	W	83-71
2/26	* at Santa Clara	W	80-67
2/28	* at San Diego	W	55-53
3/6	+ Pepperdine	W	66-64 (ot)
3/7	+ Loyola Marymount	L	58-61
3/19	$ at Oregon State	L	64-69

*** WCC Game**
+ WCC Tournament (Santa Clara, CA)
 # Hawkeye Challenge (Iowa City, IA)
& Seattle Times Classic (Seattle, WA)
$ Women's NIT (Corvallis, OR)

2004-05 (28-4 / 14-0 (1st) in WCC)
Coach Kelly Graves

Date	Opponent	W/L	Score
11/20	**UTAH VALLEY STATE**	**W**	**87-41**
11/26	# Providence	W	85-38
11/27	# at New Mexico	L	54-76
11/30	at Eastern Washington	W	72-51
12/3	& Nevada	W	70-49
12/4	& at Arizona State	L	58-77
12/10	at Montana	W	57-51
12/12	at Boise State	W	61-59
12/18	**IDAHO**	**W**	**70-53**
12/20	**PORTLAND STATE**	**W**	**66-48**
12/29	**UTAH**	**W**	**66-60**
12/31	**DENVER**	**W**	**63-39**
1/3	**SACRAMENTO STATE**	**W**	**71-56**
1/6	*** SANTA CLARA**	**W**	**85-50**
1/8	*** SAINT MARY'S**	**W**	**74-50**
1/13	* at Loyola Marymount	W	67-59
1/15	* at Pepperdine	W	71-54
1/20	*** SAN FRANCISCO**	**W**	**81-62**
1/22	*** SAN DIEGO**	**W**	**67-44**
1/29	* at Portland	W	67-56
2/3	* at Saint Mary's	W	70-60
2/5	* at Santa Clara	W	66-61
2/10	*** PEPPERDINE**	**W**	**61-51**
2/12	*** LOYOLA MARYMOUNT**	**W**	**70-48**
2/17	* at San Francisco	W	70-62
2/19	* at San Diego	W	74-59
2/26	*** PORTLAND**	**W**	**81-35**
3/3	+ Portland	W	77-42
3/5	+ Pepperdine	W	58-40
3/6	+ at Santa Clara	L	66-77
3/16	**$ BRIGHAM YOUNG**	**W**	**71-57**
3/21	! at Southwest Missouri State	L	66-85

*** WCC Game**
+ WCC Tournament (Santa Clara, CA)
 # Thanksgiving Classic (Albuquerque, NM)
& Wells Fargo Holiday Classic (Tempe, AZ)
$ Sportsview.TV Women's NIT (Spokane, WA)
! Sportsview.TV Women's NIT (Springfield, MO)

2005-06 (16-14 / 11-3 (T1st) in WCC)
Coach Kelly Graves

Date	Opponent	W/L	Score
11/18	San Jose State	L	61-69
11/20	**EASTERN WASHINGTON**	**W**	**54-51**
11/24	$ Maryland	L	50-88
11/25	$ Tennessee	L	65-79
11/26	$ Michigan State	L	45-60
11/30	Idaho	L	62-69
12/2	# Northwestern State	W	92-68
12/3	# Northern Colorado	W	69-48
12/5	Sacramento State	L	54-73
12/10	Utah	L	54-81
12/18	**MONTANA**	**L**	**60-72**
12/21	Denver	L	52-60
12/23	**SAN JOSE STATE**	**W**	**68-53**
12/30	**UTAH VALLEY STATE**	**L**	**51-60**
1/2	**PORTLAND STATE**	**W**	**81-57**
1/6	*** SANTA CLARA**	**W**	**70-60**
1/8	*** SAINT MARY'S**	**W**	**56-42**
1/12	* Pepperdine	L	58-59 (ot)
1/14	* Loyola Marymount	L	46-75
1/19	*** SAN DIEGO**	**W**	**81-66**
1/21	*** SAN FRANCISCO**	**W**	**54-42**
1/29	*** PORTLAND**	**W**	**67-60**
2/2	* Santa Clara	L	52-74
2/4	* Saint Mary's	W	68-58
2/11	* Portland	W	46-41
2/16	*** LOYOLA MARYMOUNT**	**W**	**53-43**
2/18	*** PEPPERDINE**	**W**	**55-38**
2/23	* San Diego	W	58-51
2/25	* San Francisco	W	71-53
3/2	**+ SAN FRANCISCO**	**L**	**67-75**

*** WCC Game**
+ WCC Tournament (Spokane, WA)
$ Paradise Jam (St. Thomas - U.S. Virgin Islands)
 # John Ascuaga's Nugget Classic (Reno, NV)

2006-07 (24-10 / 13-1 (1st) in WCC)
Coach Kelly Graves

Date	Opponent	W/L	Score
11/10	**UTAH**	**W**	**57-45**
11/12	**UC DAVIS**	**W**	**73-70**
11/16	**SACRAMENTO STATE**	**W**	**84-43**
11/19	Montana	L	78-88
11/21	Portland State	W	76-59
11/24	!UCLA	W	62-57
11/25	!North Carolina	L	101-63
11/26	!Hawai'i	L	57-68
11/30	**SEATTLE PACIFIC**	**W**	**74-58**
12/2	Purdue	L	44-69
12/6	**ARIZONA STATE**	**L**	**66-81**
12/9	Eastern Washington	W	103-102 (ot)
12/15	Washington	L	61-75
12/17	Marquette	L	60-74
12/20	**DAVIDSON**	**L**	**69-77**
12/30	**MONTANA STATE**	**W**	**81-53**
1/5	* Loyola Marymount	W	60-56
1/7	* Pepperdine	W	58-35
1/11	*** SANTA CLARA**	**W**	**78-73 (ot)**
1/13	*** SAINT MARY'S**	**W**	**85-49**
1/20	*** PORTLAND**	**W**	**61-48**
1/25	* San Francisco	W	58-53

1/27	* San Diego	W	87-82
2/1	*** PEPPERDINE**	**L**	**56-70**
2/3	*** LOYOLA MARYMOUNT**	**W**	**66-56**
2/8	* Saint Mary's	W	78-68
2/10	* Santa Clara	W	79-68
2/17	* Portland	W	88-58
2/22	*** SAN DIEGO**	**W**	**71-58**
2/24	*** SAN FRANCISCO**	**W**	**57-37**
3/1	+ Portland	W	68-55
3/3	+ San Francisco	W	59-38
3/4	+ Loyola Marymount	W	64-47
3/17	^ Middle Tennessee State	L	46-85

*** WCC Game**
+ WCC Tournament (Portland, OR)
! Rainbow Wahine Tournament (Honolulu, HI)
^ NCCA Tournament First Round (Stanford, CA)

2007-08 (25-9 / 13-1 (1st) in WCC)
Coach Kelly Graves

Date	Opponent	W/L	Score
11/12	**WASHINGTON**	**W**	**97-72**
11/17	**NEVADA**	**W**	**93-55**
11/19	**MONTANA**	**W**	**87-71**
11/23	**MARQUETTE**	**W**	**77-64**
11/25	Portland State	L	72-75
11/30	$Arizona State	L	60-78
12/2	$UC Riverside	L	65-75 (ot)
12/6	UC Davis	W	72-58
12/8	Sacramento State	W	75-63
12/16	Tennessee	L	73-96
12/19	**PURDUE**	**L**	**61-64**
12/21	Montana State	W	82-68
12/29	**EASTERN WASHINGTON**	**W**	**97-61**
12/31	Utah Valley	L	73-94
1/3	Saint Joseph's	W	67-43
1/10	*** PEPPERDINE**	**W**	**68-56**
1/12	*** LOYOLA MARYMOUNT**	**W**	**81-65**
1/17	* San Diego	W	83-76
1/19	* San Francisco	W	74-70
1/26	*** PORTLAND**	**W**	**76-50**
1/31	*** SAINT MARY'S**	**W**	**74-50**
2/2	*** SANTA CLARA**	**W**	**88-52**
2/7	* Loyola Marymount	L	60-75
2/9	* Pepperdine	W	92-85
2/14	*** SAN FRANCISCO**	**W**	**90-42**
2/16	*** SAN DIEGO**	**W**	**76-60**
2/23	*** PORTLAND**	**W**	**87-67**
2/28	*** SANTA CLARA**	**W**	**80-71**
3/1	* Saint Mary's	W	79-63
3/6	+ Pepperdine	W	77-67
3/8	+ Saint Mary's	W	81-64
3/9	+ San Diego	L	66-70
3/20	**^ UC DAVIS**	**W**	**81-60**
3/24	% Colorado	L	68-82

*** WCC Game**
+ WCC Tournament (San Diego, CA)
! Arizona State Classic (Tempe, AZ)
^ WNIT First Round (Spokane, WA)
% WNIT Second Round (Boulder, CO)

2008-09 (27-7 / 12-2 (1st) in WCC)
Coach Kelly Graves

Date	Opponent	W/L	Score
11/14	**EASTERN OREGON**	**W**	**101-44**
11/16	Washington	W	64-59
11/19	**UTAH VALLEY**	**W**	**95-79**
11/21	**MONTANA STATE**	**W**	**100-47**
11/23	Wyoming	W	68-58
11/28	!Marquette	L	77-80
11/29	!Utah	W	60-55
11/30	!Virginia	W	69-62
12/4	Eastern Washington	W	71-56
12/7	UC Santa Barbara	L	47-59
12/12	**SOUTH DAKOTA STATE**	**L**	**64-78**
12/14	**PORTLAND STATE**	**W**	**86-61**
12/19	Montana	W	69-63
12/22	**WYOMING**	**W**	**67-38**
12/30	**TENNESSEE**	**L**	**58-77**
1/2	**SAINT JOSEPH'S**	**W**	**93-70**
1/10	*Portland	W	60-49
1/15	*Santa Clara	W	65-47
1/17	*San Francisco	W	63-42
1/22	***PEPPERDINE**	**W**	**66-43**
1/24	***LOYOLA MARYMOUNT**	**W**	**83-58**
1/29	*Saint Mary's	W	91-63
1/31	*San Diego	W	109-73
2/8	***PORTLAND**	**L**	**67-70**
2/12	***SAINT MARY'S**	**W**	**84-56**
2/14	***SAN FRANCISCO**	**W**	**71-35**
2/19	*Loyola Marymount	W	81-78
2/21	*Pepperdine	L	62-72
2/26	***SANTA CLARA**	**W**	**92-63**
2/28	***SAN DIEGO**	**W**	**77-67**
3/8	+Loyola Marymount	W	74-63
3/9	+San Diego	W	66-55
3/21	%Xavier	W	74-59
3/23	%Pittsburgh	L	60-65

*** WCC Game**
+ WCC Tournament (Las Vegas, NV)
! WBCA Classic (Milwaukee, WI)
^ NCAA First & Second Rounds (Seattle, WA)

2009-10 (29-5 / 14-0 (1st) in WCC)
Coach Kelly Graves

Date	Opponent	W/L	Score
11/13	South Dakota State	L	71-75 (ot)
11/16	Idaho	W	80-57
11/19	**USC**	**W**	**70-58**
11/22	**WASHINGTON**	**W**	**81-52**
11/25	**NORTH DAKOTA**	**W**	**85-46**
11/29	Stanford	L	74-105
12/1	**EASTERN WASHINGTON**	**W**	**87-61**
12/4	Montana State	W	87-72
12/6	**CS NORTHRIDGE**	**W**	**80-47**
12/11	**MONTANA**	**W**	**75-48**
12/13	Portland State	W	64-57
12/19	# Baylor	L	49-70
12/20	# Texas A&M	L	76-80
12/27	**UC IRVINE**	**W**	**96-57**
12/30	**UC SANTA BARBARA**	**W**	**88-52**
1/9	*** PORTLAND**	**W**	**90-54**
1/14	*** SAINT MARY'S**	**W**	**87-52**
1/16	*** SAN DIEGO**	**W**	**75-46**

1/21	* Pepperdine	W	107-64
1/23	* Loyola Marymount	W	91-77
1/28	*** SANTA CLARA**	**W**	**81-43**
1/30	*** SAN FRANCISCO**	**W**	**93-53**
2/6	* Portland	W	70-58
2/11	* Saint Mary's	W	88-75
2/13	* San Diego	W	75-61
2/18	*** LOYOLA MARYMOUNT**	**W**	**73-40**
2/20	*** PEPPERDINE**	**W**	**87-45**
2/25	* Santa Clara	W	83-52
2/27	* San Francisco	W	83-35
3/7	+ Santa Clara	W	87-47
3/8	+ Pepperdine	W	76-48
3/20	^ North Carolina	W	82-76
3/22	^ Texas A&M	W	72-71
3/27	! Xavier	L	56-74

*** WCC Game**
+ WCC Tournament (Las Vegas, NV)
 # Las Vegas Holiday Hoops Classic (Las Vegas, NV)
^ NCAA First & Second Rounds (Seattle, WA)
! NCAA Regional Semifinal (Sacramento, CA)

2010-11 (31-5 / 14-0 (1st) in WCC)
Coach Kelly Graves

Date	Opponent	W/L	Score
11/12	at USC	L	73-79
11/14	**WHITMAN**	**W**	**114-40**
11/21	**STANFORD**	**L**	**78-84**
11/23	at North Dakota	W	83-45
11/26	@ Mississippi	L	52-53
11/27	@ North Carolina Central	W	94-52
11/28	@ Washington State	W	67-65
12/3	at Eastern Washington	W	101-74
12/5	at Montana	W	80-62
12/11	**WASHINGTON STATE**	**W**	**80-62**
12/17	**IDAHO**	**W**	**93-75**
12/21	**BYU**	**W**	**91-64**
12/23	**CAL STATE FULLERTON**	**W**	**101-52**
12/29	+ Notre Dame	L	61-70
12/30	+ at Seattle	W	91-64
1/3	**SOUTHERN UTAH**	**W**	**102-61**
1/8	* at Portland	W	81-55
1/13	* at Pepperdine	W	80-61
1/15	* at Loyola Marymount	W	65-59
1/20	*** SANTA CLARA**	**W**	**89-53**
1/22	*** SAN FRANCISCO**	**W**	**97-60**
1/27	* at Saint Mary's	W	106-77
1/29	* at San Diego	W	70-49
2/4	*** PORTLAND**	**W**	**87-67**
2/10	*** LOYOLA MARYMOUNT**	**W**	**82-42**
2/12	*** PEPPERDINE**	**W**	**73-59**
2/17	* at Santa Clara	W	93-65
2/19	* at San Francisco	W	103-59
2/24	*** SAINT MARY'S**	**W**	**106-66**
2/26	*** SAN DIEGO**	**W**	**80-58**
3/6	# Portland	W	96-71
3/7	# Saint Mary's	W	72-46
3/19	**^ IOWA**	**W**	**92-86**
3/21	**^ UCLA**	**W**	**89-75**
3/26	! Louisville	W	76-69
3/28	& Stanford	L	60-83

@ Rainbow Wahine Showdown (Honolulu, HI)
+ Holiday Hoops Classic (Seattle, WA)
*** WCC Game**
 # WCC Tournament (Las Vegas, NV)
^ NCAA First & Second Rounds (Spokane, WA)
! NCAA Regional Semifinal (Spokane, WA)
& NCAA Regional Final (Spokane, WA)

2011-12 (28-6 / 14-2 (1st) in WCC)
Coach Kelly Graves

Date	Opponent	W/L	Score
11/11	**HOFSTRA**	**W**	**101-88**
11/13	Stanford	L	61-76
11/17	Idaho	W	91-42
11/27	**PORTLAND STATE**	**W**	**99-69**
11/30	Washington State	W	71-69
12/2	Cal State Fullerton	W	73-60
12/4	**USC**	**L**	**51-58**
12/9	**EASTERN WASHINGTON**	**W**	**75-69**
12/11	**MONTANA**	**W**	**70-54**
12/17	**UC RIVERSIDE**	**W**	**83-56**
12/19	+ Georgia	W	71-68
12/21	+ Dayton	W	82-76
12/29	* Portland	W	80-65
1/1	Saint Francis	W	87-52
1/5	* Pepperdine	W	79-50
1/7	* Loyola Marymount	W	80-54
1/12	*** SAN FRANCISCO**	**W**	**87-52**
1/14	*** SAINT MARY'S**	**L**	**63-66**
1/19	* Santa Clara	W	81-68
1/21	* San Diego	W	54-44
1/26	*** LOYOLA MARYMOUNT**	**W**	**79-61**
1/28	* Saint Mary's	W	75-70
2/2	*** PORTLAND**	**W**	**77-56**
2/4	*** SAN DIEGO**	**W**	**69-58**
2/9	* BYU	L	40-70
2/11	* San Francisco	W	79-59
2/16	*** SANTA CLARA**	**W**	**87-55**
2/18	*** PEPPERDINE**	**W**	**66-40**
2/25	*** BYU**	**W**	**77-60**
3/3	^ Saint Mary's	W	83-78
3/5	^ BYU	L	66-78
3/17	**! RUTGERS**	**W**	**86-73**
3/19	**! MIAMI**	**W**	**65-54**
3/25	& Kentucky	L	62-79

+ Las Vegas Holiday Hoops Classic (Las Vegas, NV)
*** WCC Game**
^ WCC Tournament (Las Vegas, NV)
! NCAA First & Second Rounds (Spokane, WA)
& NCAA Regional Semifinal (Kingston, RI)

2012-13 (27-6 / 15-1 (1st) in WCC)
Coach Kelly Graves

Date	Opponent	W/L	Score
11/9	UC Riverside	W	60-53
11/11	USC	W	63-52
11/16	**WISCONSIN**	**W**	**62-53**
11/18	**MONMOUTH**	**W**	**77-51**
11/20	@ Missouri State	W	80-66
11/21	@ Louisville	L	42-55
11/22	@ Winthrop	W	80-66
12/2	**STANFORD**	**L**	**41-69**

12/4	**EASTERN WASHINGTON**	**W**	**65-50**
12/7	Portland State	W	54-40
12/9	**CAL STATE FULLERTON**	**W**	**83-44**
12/17	**OHIO STATE**	**L**	**60-65**
12/20	**IDAHO**	**W**	**97-62**
12/29	**WASHINGTON STATE**	**L**	**51-57**
1/3	*** SAN DIEGO**	**W**	**77-57**
1/5	*** SANTA CLARA**	**W**	**79-50**
1/10	* Saint Mary's	L	51-54
1/14	* Portland	W	82-51
1/17	*** BYU**	**W**	**74-59**
1/19	* San Diego	W	62-50
1/24	* Pepperdine	W	80-46
1/31	*** LOYOLA MARYMOUNT**	**W**	**79-57**
2/2	*** PEPPERDINE**	**W**	**81-52**
2/7	* San Francisco	W	84-46
2/9	* Loyola Marymount	W	70-56
2/14	*** SAINT MARY'S**	**W**	**69-54**
2/16	*** SAN FRANCISCO**	**W**	**101-65**
2/21	* Santa Clara	W	70-55
2/23	* BYU	W	66-55
2/28	**PORTLAND**	**W**	**59-56**
3/9	^ BYU	W	62-43
3/11	^ San Diego	W	62-50
3/23	! Iowa State	L	60-72

@ Hardwood Tournament of Hope (Puerto Vallarta)
*** WCC Game**
^ WCC Tournament (Las Vegas, NV)
! NCAA First Round (Spokane, WA)

2013-14 (29-5 / 16-2 (1st) in WCC)
Coach Kelly Graves

Date	Opponent	W/L	Score
11/8	**IDAHO**	**W**	**64-56**
11/9	**UT-MARTIN**	**W**	**91-54**
11/14	@ Oklahoma	L	78-82
11/20	**EASTERN WASHINGTON**	**W**	**78-58**
11/30	**COLGATE**	**W**	**81-31**
12/2	**FAIRFIELD**	**W**	**82-42**
12/6	**PORTLAND STATE**	**W**	**96-47**
12/8	Ohio State	W	59-58
12/10	Wisconsin	W	70-55
12/14	Stanford	L	45-73
12/16	**UC RIVERSIDE**	**W**	**87-43**
12/21	Washington State	W	70-62
12/28	* Saint Mary's	L	78-79 (ot)
12/30	* Pacific	W	83-68
1/3	* Portland	W	56-24
1/9	*** BYU**	**W**	**68-42**
1/11	*** SAN DIEGO**	**W**	**79-50**
1/17	* San Francisco	W	68-40
1/19	* Santa Clara	W	67-61
1/23	* Loyola Marymount	W	91-82 (ot)
1/25	* Pepperdine	W	69-39
1/30	*** SANTA CLARA**	**W**	**89-37**
2/1	*** SAN FRANCISCO**	**W**	**101-66**
2/6	*** PEPPERDINE**	**W**	**86-51**
2/8	*** LOYOLA MARYMOUNT**	**W**	**88-51**
2/13	* San Diego	W	66-48
2/15	* BYU	L	52-62
2/22	*** PORTLAND**	**W**	**72-61**
2/27	*** SAINT MARY'S**	**W**	**75-65**
3/1	*** PACIFIC**	**W**	**81-77**
3/7	^ San Francisco	W	81-68
3/10	^ Saint Mary's	W	68-60
3/11	^ BYU	W	71-57
3/23	! James Madison	L	63-72

@ Preseason WNIT (Spokane/Norman, OK)
*** WCC Game**
^ WCC Tournament (Las Vegas, NV)
! NCAA First Round (College Station, TX)

2014-15 (26-8 / 16-2 (1st) in WCC)
Coach Lisa Fortier

Date	Opponent	W/L	Score
11/16	**DAYTON**	**W**	**75-65**
11/18	**IDAHO STATE**	**W**	**88-63**
11/21	Montana State	W	89-60
11/28	@ American	L	56-59
11/29	@ Iowa	L	67-79
12/3	Eastern Washington	W	61-60
12/7	**PORTLAND STATE**	**W**	**73-41**
12/9	**WASHINGTON STATE**	**L**	**58-59**
12/12	Wyoming	W	70-56
12/15	Northwestern	L	43-62
12/20	**SOUTHERN UTAH**	**W**	**70-51**
12/27	*** BYU**	**W**	**78-62**
12/29	*** SAN DIEGO**	**W**	**67-49**
1/3	*** PORTLAND**	**W**	**79-57**
1/8	* San Francisco	W	75-64
1/10	* Santa Clara	W	78-70
1/15	*** PEPPERDINE**	**W**	**73-64**
1/17	*** LOYOLA MARYMOUNT**	**W**	**76-62**
1/22	* Saint Mary's	W	52-42
1/24	* Pacific	W	73-63
1/31	* Portland	W	85-63
2/5	*** SANTA CLARA**	**W**	**76-49**
2/7	*** SAN FRANCISCO**	**W**	**91-84 (4ot)**
2/12	* Loyola Marymount	W	82-59
2/14	* Pepperdine	W	78-56
2/19	*** SAINT MARY'S**	**W**	**80-72**
2/21	*** PACIFIC**	**L**	**59-71**
2/26	* San Diego	L	62-75
2/28	* BYU	W	73-66
3/6	^ Loyola Marymount	W	70-50
3/9	^ BYU	L	55-61
3/20	! George Washington	W	82-69
3/22	! Oregon State	W	76-64
3/28	& Tennessee	L	69-73 (ot)

@ South Point Thanksgiving Shootout (Las Vegas, NV)
*** WCC Game**
^ WCC Tournament (Las Vegas, NV)
! NCAA First and Second Rounds (Corvallis, OR)
& NCAA Regional Semifinal (Spokane, WA)

2015-16 (19-14 / 10-8 (5th) in WCC)
Coach Lisa Fortier

Date	Opponent	W/L	Score
11/13	**AIR FORCE**	**W**	**88-35**
11/15	**STANFORD**	**L**	**48-65**
11/19	**EASTERN WASHINGTON**	**W**	**78-56**
11/22	**@ WEST VIRGINIA**	**W**	**62-57**
11/23	**@ GRAND CANYON**	**W**	**70-44**

11/24	**@ SOUTHERN CALIFORNIA**	**L**	**56-60**
11/29	# North Carolina	L	62-67
12/3	**WYOMING**	**W**	**61-57 (ot)**
12/6	**MONTANA STATE**	**W**	**65-52**
12/8	Washington State	L	48-55
12/11	Dayton	W	55-47
12/13	Colgate	W	80-50
12/21	* Pepperdine	W	74-57
12/23	* Loyola Marymount	W	66-59
12/31	*** SAN FRANCISCO**	**W**	**68-47**
1/2	*** SANTA CLARA**	**W**	**53-44**
1/9	* Portland	W	71-63
1/14	* BYU	L	54-58
1/16	* San Diego	L	54-63
1/21	*** SAINT MARY'S**	**L**	**68-69**
1/23	*** PACIFIC**	**W**	**68-61**
1/28	* Santa Clara	L	64-71
1/30	* San Francisco	L	52-71
2/4	*** LOYOLA MARYMOUNT**	**W**	**83-68**
2/6	*** PEPPERDINE**	**W**	**56-39**
2/13	*** PORTLAND**	**W**	**86-51**
2/18	* Saint Mary's	L	47-66
2/20	* Pacific	L	83-84 (ot)
2/25	*** SAN DIEGO**	**L**	**57-58**
2/27	*** BYU**	**W**	**73-55**
3/3	^ Santa Clara	L	58-59
3/17	**! UC RIVERSIDE**	**W**	**88-54**
3/21	**! UTAH**	**L**	**77-92**

@ Hall of Fame Challenge (Spokane, WA)
 # Hall of Fame Challenge (Uncasville, CT)
*** WCC Game**
^ WCC Tournament (Las Vegas, NV)
! WNIT First and Second Rounds (Spokane, WA)

2016-17 (26-6 / 14-4 (1st) in WCC)
Coach Lisa Fortier

Date	Opponent	W/L	Score
11/12	**NICHOLLS STATE**	**W**	**78-46**
11/13	**UC IRVINE**	**W**	**102-38**
11/18	Stanford	W	68-63
11/24	% Michigan	L	66-78
11/25	% Florida State	L	69-87
11/26	% Winthrop	W	71-41
12/3	**PRESBYTERIAN**	**W**	**79-39**
12/8	**WASHINGTON STATE**	**W**	**79-61**
12/11	Eastern Washington	W	73-54
12/19	**NORTHWESTERN**	**W**	**67-56**
12/22	**COLGATE**	**W**	**72-42**
12/29	* Pepperdine	L	69-79
12/31	*** PACIFIC**	**L**	**63-65**
1/5	*** SAN FRANCISCO**	**W**	**61-46**
1/7	*** PORTLAND**	**W**	**67-55**
1/12	* Loyola Marymount	W	80-56
1/14	* Saint Mary's	W	79-75
1/19	*** SANTA CLARA**	**W**	**51-39**
1/21	* Portland	W	85-50
1/26	* San Diego	W	57-55
1/28	*** PEPPERDINE**	**W**	**83-61**
2/2	*** BYU**	**W**	**87-52**
2/4	* Santa Clara	W	50-49
2/9	*** LOYOLA MARYMOUNT**	**W**	**73-61**
2/11	*** SAINT MARY'S**	**W**	**59-58**
2/16	* San Francisco	L	72-77
2/18	* Pacific	W	74-58
2/23	*** SAN DIEGO**	**W**	**62-57**
2/25	* BYU	L	63-71
3/3	^ Pacific (Quarterfinals)	W	91-59
3/6	^ San Francisco (Semifinals)	W	77-46
3/7	^ Saint Mary's (Championship)	W	86-75
3/18	! Oklahoma	L	62-75

% Paradise Jam (St. Thomas, U.S. Virgin Islands)
*** WCC Game**
^ WCC Tournament (Las Vegas, NV)
! NCAA First and Second Rounds (Seattle, WA)

2017-18 (27-6 / 17-1 (1st) in WCC)
Coach Lisa Fortier

Date	Opponent	W/L	Score
11/13	Colorado State	L	49-65
11/18	Montana	W	70-55
11/23	% Belmont	L	63-71
11/24	% Kent State	W	77-57
11/25	% DePaul	L	71-88
11/30	**EASTERN WASHINGTON**	**W**	**69-45**
12/2	**PORTLAND STATE**	**W**	**91-52**
12/6	Washington State	W	64-56
12/9	**UNLV**	**L**	**50-52**
12/17	**SAINT FRANCIS (PA)**	**W**	**97-74**
12/21	**WESTERN ILLINOIS**	**W**	**80-65**
12/28	* Pacific	W	99-72
12/30	* Santa Clara	W	63-51
1/4	*** PEPPERDINE**	**W**	**73-51**
1/6	*** LOYOLA MARYMOUNT**	**W**	**77-67**
1/11	* Portland	W	70-56
1/13	*** SAN FRANCISCO**	**W**	**74-47**
1/18	* Saint Mary's	W	73-65
1/20	*** SANTA CLARA**	**W**	**71-44**
1/25	*** PORTLAND**	**W**	**75-36**
1/27	* San Francisco	W	81-57
2/1	* San Diego	W	63-44
2/3	* BYU	W	84-70
2/8	*** PACIFIC**	**W**	**90-66**
2/10	*** SAINT MARY'S**	**L**	**56-72**
2/15	* Loyola Marymount	W	75-69
2/17	* Pepperdine	W	67-48
2/22	*** SAN DIEGO**	**W**	**58-54**
2/24	*** BYU**	**W**	**62-37**
3/3	^ Pepperdine (Quarterfinals)	W	81-70
3/6	^ San Francisco (Semifinals)	W	65-53
3/7	^ San Diego (Championship)	W	79-71
3/17	! Stanford	L	68-82

% Play4Kay Showcase (Las Vegas, NV)
*** WCC Game**
^ WCC Tournament (Las Vegas, NV)
! NCAA First and Second Rounds (Stanford, CA)

2018-19 (29-5 / 16-2 in WCC)
Coach Lisa Fortier

Date	Opponent	W/L	Score
11/7	**MONTANA**	**W**	**76-52**
11/11	Eastern Washington	W	63-51
11/13	**IDAHO STATE**	**W**	**70-51**
11/17	UNLV	W	70-59
11/22	! Notre Dame	L	65-81
11/23	! Rutgers	W	57-40

11/24	! vs. Western Kentucky	W	76-55
11/28	**COLORADO STATE**	**W**	**50-39**
12/2	**STANFORD**	**W**	**79-73**
12/9	**WASHINGTON STATE**	**W**	**76-53**
12/16	Missouri State	W	70-67
12/21	**IDAHO**	**W**	**88-51**
12/29	* Loyola Marymount	W	78-53
12/31	* Pepperdine	W	79-54
1/3	*** SAINT MARY'S**	**W**	**74-62**
1/5	*** PACIFIC**	**W**	**88-65**
1/12	*** PORTLAND**	**W**	**97-71**
1/17	* BYU	L	68-70
1/19	* San Diego	W	86-61
1/24	*** SAN FRANCISCO**	**W**	**78-51**
1/26	*** SANTA CLARA**	**W**	**78-61**
1/31	* Pacific	W	63-51
2/2	* Saint Mary's	W	66-52
2/9	* Portland	W	93-62
2/14	*** SAN DIEGO**	**W**	**71-44**
2/16	*** BYU**	**L**	**64-66**
2/21	* Santa Clara	W	74-61
2/23	* San Francisco	W	64-44
2/28	*** PEPPERDINE**	**W**	**83-60**
3/2	*** LOYOLA MARYMOUNT**	**W**	**68-58**
3/11	^ Saint Mary's	W	78-77 2OT
3/12	^ BYU	L	68-82
3/23	& UALR	W	68-51
3/25	& Oregon State	L	70-76

*** WCC Conference Game**
! Vancouver Showcase (Vancouver, B.C.)
^ WCC Tournament (Las Vegas, NV)
& NCAA First and Second Rounds (Corvallis, Ore.)

2019-20 (28-3 / 17-1 in WCC)
Coach Lisa Fortier

Date	Opponent	W/L	Score
11/10	**CSU BAKERSFIELD**	**W**	**92-48**
11/14	**TENNESSEE MARTIN**	**W**	**78-55**
11/17	Stanford	L	70-76 OT
11/22	**EASTERN WASHINGTON**	**W**	**84-44**
11/29	! vs. Dayton	W	76-65
11/30	! vs. Middle Tennessee	W	62-50
12/1	! vs. Purdue	W	63-50
12/5	Montana State	W	70-55
12/8	Washington State	W	76-53
12/14	**TEXAS SOUTHERN**	**W**	**80-45**
12/17	Wyoming	W	65-54
12/20	**MISSOURI STATE**	**W**	**64-52**
12/29	*** PORTLAND**	**W**	**62-57**
1/2	* BYU	W	55-43
1/4	* San Diego	W	57-42
1/9	*** SAINT MARY'S**	**W**	**74-49**
1/11	*** PACIFIC**	**W**	**68-67**
1/16	* Santa Clara	W	67-52
1/18	* San Francisco	W	69-46
1/23	*** PEPPERDINE**	**W**	**70-36**
1/25	*** LOYOLA MARYMOUNT**	**W**	**78-52**
1/30	*** SAN DIEGO**	**W**	**57-46**
2/1	*** BYU**	**W**	**59-44**
2/6	* Pacific	W	83-65
2/8	* Saint Mary's	L	60-70
2/13	*** SAN FRANCISCO**	**W**	**56-38**
2/15	*** SANTA CLARA**	**W**	**53-46**
2/20	* Loyola Marymount	W	75-47
2/22	* Pepperdine	W	64-50
2/29	* Portland	W	56-42
3/9	% vs. Portland	L	69-70

*** WCC Conference Game**
! Gulf Coast Showcase (Estero, FL)
% West Coast Conference Tournament (Las Vegas)

2020-21 (23-4, 16-1 in WCC)
Coach Lisa Fortier

Date	Opponent	W/L	Score
11/28	! vs. Oklahoma		CANCELLED+
11/29	! vs. South Carolina	L	72-79
11/30	! vs. South Dakota	W	54-50
12/6	at South Dakota State	L	75-72 OT
12/8	at Wyoming	W	89-50
12/13	**MONTANA**	**W**	**58-51**
12/20	^ vs. Eastern Michigan	W	77-68
12/21	^ vs. North Alabama	W	87-57
12/28	* Loyola Marymount	W	65-62
12/30	* Pepperdine	W	58-42
1/2	*** SAINT MARY'S**	**W**	**69-37**
1/4	*** PACIFIC**	**W**	**79-59**
1/9	*** PORTLAND**	**W**	**75-43**
1/14	* Santa Clara	W	71-52
1/16	* San Francisco	W	76-52
1/21	*** SAN DIEGO**		**CANCELLED+**
1/23	*** BYU**		**POSTPONED+**
1/24	* Portland	W	79-61
1/28	* Pacific	W	77-65
1/30	* Saint Mary's	W	79-52
2/2	*** BYU**	**W**	**63-56**
2/11	*** SAN FRANCISCO**	**W**	**79-66**
2/13	*** SANTA CLARA**	**W**	**67-50**
2/18	* BYU	L	56-61
2/20	* San Diego	W	69-47
2/25	*** PEPPERDINE**	**W**	**95-49**
2/27	*** LOYOLA MARYMOUNT**	**W**	**77-39**
3/8	% Santa Clara	W	72-62
3/9	% BYU	W	43-42
3/22	$ Belmont	L	59-64

*** WCC Conference Game**
! Bad Boy Mowers Crossover Classic (Sioux Falls, SD)
^ Holiday Hoops Classic (Las Vegas)
% West Coast Conference Tournament (Las Vegas)
$ NCAA First Round (San Marcos, Texas)
+ Due to COVID-19 protocols within the opposing program

2021-22 (27-7, 15-2 in WCC)
Coach Lisa Fortier

Date	Opponent	W/L	Score
11/11	**MONTANA STATE**	**W**	**72-47**
11/14	Montana	W	67-60
11/18	**IDAHO STATE**	**W**	**69-39**
11/21	**STANFORD**	**L**	**62-66**
11/26	! vs. Utah	W	89-71
11/27	! vs. Eastern Illinois	W	74-53

11/28	! vs. Hawaii	W	68-49
12/3	**WYOMING**	**W**	**54-57**
12/8	**WASHINGTON STATE**	**L**	**49-51**
12/12	**STEPHEN F. AUSTIN**	**W**	**64-54**
12/19	UC Davis	L	66-69
12/21	Eastern Washington	W	76-48
1/6	* Portland	W	76-65
1/9	Stanford	L	50-66
1/13	* Pacific	W	92-51
1/15	*** SAN DIEGO**	**W**	**76-66**
1/20	*** PORTLAND**	**W**	**68-59**
1/22	* Saint Mary's	W	66-53
1/27	* Pepperdine	W	66-54
1/29	* San Diego	W	69-43
2/3	*** PACIFIC**	**W**	**79-38**
2/5	*** BYU**	**L**	**50-62**
2/7	*** SAN FRANCISCO**	**W**	**55-49**
2/10	* Santa Clara	W	72-55
2/12	* San Francisco	W	83-82
2/17	*** SAINT MARY'S**	**W**	**85-49**
2/19	* BYU	L	39-63
2/21	*** SANTA CLARA**	**W**	**74-58**
2/24	*** PEPPERDINE**	**W**	**85-41**
2/26	*** LOYOLA MARYMOUNT**	**W**	**83-62**
3/7	% San Francisco	W	69-55
3/8	% BYU	W	71-59
3/18	$ Nebraska	W	68-55
3/20	^ Louisville	L	59-68

*** WCC Conference Game**
! Rainbow Wahine Showdown (Honolulu, Hawaii)
% West Coast Conference Tournament (Las Vegas)
$ NCAA First Round (Louisville, Kentucky)
^ NCAA Second Round (Louisville, Kentucky)

2022-23 (28-5, 17-1 in WCC)
Coach Lisa Fortier

Date	Opponent	W/L	Score
11/10	**LONG BEACH STATE**	**W**	**80-54**
11/12	**SOUTHERN UTAH**	**W**	**91-38**
11/15	Wyoming	W	66-64
11/19	! Louisville	W	79-67 (OT)
11/20	! Marquette	L	66-70
11/21	! Tennessee	W	73-72
11/28	**MAINE**	**W**	**62-43**
12/1	Stephen F. Austin	W	71-59
12/4	Stanford	L	63-84
12/6	**QUEENS UNIVERSITY**	**W**	**73-49**
12/11	**UC DAVIS**	**W**	**73-55**
12/17	*** BYU**	**W**	**67-58**
12/19	*** SAN DIEGO**	**W**	**70-59**
12/21	**MONTANA**	**W**	**82-67**
12/29	* Pepperdine	W	77-63
12/31	* Loyola Marymount	W	96-51
1/5	*** SAN FRANCISCO**	**W**	**63-52**
1/7	*** SANTA CLARA**	**W**	**78-61**
1/14	* Portland	W	73-66
1/19	* Pacific	W	81-78
1/21	* Saint Mary's	W	82-57
1/26	*** LOYOLA MARYMOUNT**	**W**	**66-55**
1/28	*** PEPPERDINE**	**W**	**67-49**
2/2	* Santa Clara	L	72-77
2/4	* San Francisco	W	78-56
2/11	*** PORTLAND**	**W**	**63-53**
2/16	*** PACIFIC**	**W**	**69-58**
2/18	*** SAINT MARY'S**	**W**	**65-51**
2/23	* San Diego	W	73-61
2/25	* at BYU	W	58-51
3/6	% BYU	W	79-64
3/7	% Portland	L	60-64
3/17	$ Ole Miss	L	48-71

*** WCC Conference Game**
! Bad Boy Mowers Battle 4 Atlantis (Paradise Islands, Bahamas)
% West Coast Conference Tournament (Las Vegas)
$ NCAA First Round (Palo Alto, California)

2023-24 (32-4, 16-0 in WCC)
Coach Lisa Fortier

Date	Opponent	W/L	Score
11/6	Montana	W	83-70
11/9	Washington State	L	72-77 (OT)
11/12	**TOLEDO**	**W**	**91-70**
11/15	**NORTH FLORIDA**	**W**	**83-55**
11/18	**WYOMING**	**W**	**80-64**
11/24	! Liberty	W	102-59
11/25	! Alabama	W	68-58
11/26	! Louisville	L	70-81
11/29	Eastern Washington	W	82-80
12/3	**STANFORD**	**W**	**96-78**
12/7	California	W	78-70 (OT)
12/9	Rice	W	80-72
12/17	**SOUTH DAKOTA ST.**	**W**	**83-58**
12/20	^ Arizona	W	81-69
12/22	**NEW MEXICO**	**W**	**67-56**
1/4	* Portland	W	74-53
1/11	*** SANTA CLARA**	**W**	**87-49**
1/13	*** SAN DIEGO**	**W**	**85-67**
1/18	* Loyola Marymount	W	72-48
1/20	*** SAINT MARY'S**	**W**	**89-60**
1/25	* Santa Clara	W	82-45
1/27	* San Francisco	W	73-54
2/1	* San Diego	W	80-52
2/3	*** PACIFIC**	**W**	**104-39**
2/8	*** PEPPERDINE**	**W**	**83-46**
2/10	*** LOYOLA MARYMOUNT**	**W**	**71-47**
2/15	* Saint Mary's	W	96-68
2/17	* Pacific	W	91-78
2/22	*** SAN FRANCISCO**	**W**	**74-48**
2/24	* Pepperdine	W	75-41
2/28	*** PORTLAND**	**W**	**90-40**
3/10	$Pacific	W	72-61
3/11	$Portland	L	66-67
3/23	+UC Irvine	W	75-56
3/25	&Utah	W	77-66
3/29	=Texas	L	47-69

*** WCC Conference Game**
! Betty Chancellor Classic (Katy, Texas)
^ Jerry Colangelo Hall of Fame Series (Phoenix, Arizona)
$ WCC Tournament in Las Vegas
+ NCAA First Round (Spokane, Wash.)
& NCAA Second Round (Spokane, Wash.)
= NCAA Regional Round (Portland, Ore.)

INDIVIDUAL BULLDOG SUCCESS

KAYLYNNE TRUONG
DRAFTED 21ST OVERALL IN WNBA DRAFT
2024 ALL-WCC FIRST TEAM
2024 CSC ACADEMIC ALL-DISTRICT TEAM
2024 ALL-ACADEMIC WCC TEAM
2023 AP ALL-AMERICAN HONORABLE MENTION
2023 ALL-ACADEMIC WCC TEAM
2023 CSC ACADEMIC ALL-DISTRICT TEAM
2023 WCC PLAYER OF THE YEAR
2023 ALL-WCC FIRST TEAM
2X WCC PLAYER OF THE WEEK IN 2022-23
2022 WCC ALL-TOURNAMENT TEAM
2021 WAHINE SHOWDOWN TOURNAMENT MVP
2021 WCC ALL-ACADEMIC HONORABLE MENTION
1000-POINT CLUB
SECOND ALL-TIME IN ASSISTS
APPEARED IN MOST GAMES IN SCHOOL HISTORY

BRYNNA MAXWELL
NO. 13 PICK IN 2024 WNBA DRAFT
DI-AAA SCHOLAR-ATHLETE
2024 ALL-WCC FIRST TEAM
2024 WCC ALL-ACADEMIC HONORABLE MENTION
2024 CSC ACADEMIC ALL-DISTRICT TEAM
2023 ALL-WCC FIRST TEAM
2023 CSC ACADEMIC ALL-DISTRICT TEAM
2X WCC PLAYER OF THE WEEK IN 2022-23
1000-POINT CLUB

MELODY KEMPTON
2021-22 WCC TOURNAMENT MOST OUTSTANDING PLAYER
2021-22 ALL-WCC FIRST TEAM
2021-22 ALL-WCC PRESEASON FIRST TEAM
2020-21 WCC SIXTH WOMAN OF THE YEAR
2020-21 ALL-WCC HONORABLE MENTION

JENN WIRTH

2021 HONORABLE MENTION AP ALL-AMERICA
2021 WCC PLAYER OF THE YEAR
2021 FIRST TEAM ALL-WCC
2021 DIVISION I-AAA SCHOLAR ATHLETE
2020 BAD BOY MOWERS CROSSOVER CLASSIC ALL-TOURNAMENT TEAM
2021 WCC ALL-ACADEMIC
2020 ALL-WCC FIRST TEAM
2020 DIVISION I-AAA SCHOLAR ATHLETE
2020 WCC ALL-ACADEMIC HONORABLE MENTION
2019 WCC ALL-ACADEMIC HONORABLE MENTION
2018 WCC ALL-FRESHMAN TEAM

JILL TOWNSEND

SENIOR CLASS AWARD FIRST TEAM ALL-AMERICAN
2021 HONORABLE MENTION AP ALL-AMERICAN
2020-21 WCC TOURNAMENT MOP
2020-21 FIRST TEAM ALL-WCC
2020 BAD BOY MOWERS CROSSOVER CLASSIC ALL-TOURNAMENT TEAM
2020-21 WCC ALL-ACADEMIC HONORABLE MENTION
2019-20 WCC PLAYER OF THE YEAR
2019-20 FIRST TEAM ALL-WCC
2019-20 WCC ALL-ACADEMIC HONORABLE MENTION
2018-19 ALL-WCC HONORABLE MENTION
2018-19 WCC ALL-ACADEMIC HONORABLE MENTION

INDIVIDUAL BULLDOG SUCCESS

JILL BARTA
No. 32 Pick In 2018 WNBA Draft
2017-18 WCC Player of the Year
2017-18 ALL-WCC First Team
2018 WCC All-Tournament
2018 WCC Tournament MOP
2018 WBCA Honorable Mention All-American
2017-18 Preseason All-WCC
2016-17 ALL-WCC First Team
2017 WCC All-Tournament
2017 WCC Tournament MOP
2016-17 Preseason All-WCC
5X WCC Player of the Week
2015-16 ALL-WCC First Team
2015-16 WCC All-Freshman Team
1000-Point Club
600-Rebound Club
School Record (7 30-point games)
School Record (22 rebounds in a game)

JANELLE BEKKERING
2010-11 WCC Honorable Mention
2010-11 WCC Winter All-Academic
2010-11 Capital One Academic All-District 8
2010 Canadian National Team
2009 Canadian National Team
2008-09 WCC All-Tournament
2008-09 WCC All-Academic

HEATHER BOWMAN
2009-10 Gonzaga Senior Athlete of the Year
2009-10 WCC All-Tournament
2009-10 All-WCC
2009-10 Wooden Award Preseason List
2008-09 WCC All-Tournament
2008-09 All-WCC
2007-08 WCC Player of the Year
2007-08 All-WCC
2006-07 WCC Newcomer of the Year
2007 WCC Tournament MVP
2006-07 All-WCC
2006-07 All-WCC Freshman Team

KELLY GRAVES

2013-14 WCC Coach of the Year
2012-13 WCC Coach of the Year
2010-11 WCC Coach of the Year
2009-10 WCC Coach of the Year
2007-08 WCC Coach of the Year
2006-07 WCC Coach of the Year
2004-05 WBCA Region VIII Coach of the Year
2004-05 WCC Coach of the Year
2002-03 WCC Coach of the Year

SUNNY GREINACHER

2024 Gold Medalist at Paris Oylmpics
2015 NCAA Tournament Spokane Regional All-Tournament
2015 WCC All-Tourament
2014-15 All-WCC First Team
2014 WCC Championship Most Outstanding Player
2013-14 All-WCC First Team
2012-13 All-WCC Honorable Mention
2011-12 WCC All-Freshman Team

STEPHANIE HAWK

2006-07 WCC Player of the Year
2006-07 AP Honorable Mention All-America
2006-07 First Team All-WCC
2007 WCC All-Tournament
2006-07 Gonzaga Senior Athlete of the Year
2006-07 WCC All-Academic
2006-07 ESPN The Magazine Academic All-District
2005-06 First Team All-WCC
2005-06 WCC All-Academic

TAELOR KARR
2012-13 WCC Player of the Year
2012-13 All-WCC
2012-13 WCC All-Tournament
2011-12 Nation's Assist-to-Turnover ratio leader

KIARA KUDRON
2016-17 All-WCC First Team
2017 WCC All-Tournament
2016-17 Academic All-WCC
2016-17 DI-AAA Scholar Athlete
2015-16 Honorable Mention Academic All-WCC
600-Rebound Club

SHANNON MATHEWS
2004-05 WCC Player of the Year
2004-05 AP Honorable Mention All-America
2004-05 First Team All-WCC
2004-05 Gonzaga Senior Athlete of the Year
2004-05 WCC All-Academic
2003-04 First Team All-WCC
2003-04 WCC All-Academic
2002-03 All-WCC Honorable Mention
2002-03 WCC All-Academic

HAIDEN PALMER
2013-14 WCC Female Scholar-Athlete of the Year
2013-14 AP Honorable Mention All-America
2013-14 All-WCC
2012-13 WCC Tournament MVP
2012-13 All-WCC
2011-12 WCC Co-Newcomer of the Year
2011-12 All-WCC Honorable Mention

KATELAN REDMON
No. 36 Pick In 2012 WNBA Draft
2011-12 All-WCC
2011 USA Pan American Games National Team
2010-11 All-WCC
2009-10 WCC Newcomer of the Year

JAMI SCHAEFER
2008-09 WCC All-Academic
2008-09 I-AAA Scholar-Athlete Team
2008-09 ESPN The Magazine Academic All-District
2007-08 WCC Defensive Player of the Year
2007-08 Honorable Mention All-WCC
2007-08 WCC All-Academic
2007-08 1-AAA Scholar-Athlete Team
2007-08 ESPN The Magazine Academic All-District
2007 WCC All-Tournament
2006-07 ESPN The Magazine Academic All-District
2005-06 All-WCC Freshman Team

KAYLA STANDISH
No. 19 Pick In 2012 WNBA Draft
2012 Kingston Regional All-Tournament Team
2011-12 All-WCC
2011-12 WCC All-Tournament
2011 USA Pan American Games National Team
2010-11 All-WCC
2010-11 WCC All-Tournament

ELLE TINKLE
Gonzaga All-Time Wins Leader (113)
2016-17 All-WCC Second Team
2016-17 Academic All-WCC
2016-17 Preseason All-WCC
2015-16 Preseason All-WCC
2015-16 Honorable Mention Academic All-WCC
2014-15 Academic All-WCC
2014-15 All-WCC First Team



JILL TOWNSEND
2021 Senior CLASS Award First Team All-American
2021 Honorable Mention Associated Press All-American
2021 First Team All-WCC
2021 WCC Tournament Most Outstanding Player
2021 WCC All-Academic Honorable Mention
2021 Jersey Mike's Naismith Trophy Watch List
2021 Ann Meyers Drysdale Award Preseason Watch List
2020 Bad Boy Mowers Crossover Classic All-Tournament Team
2020 WCC Player of the Year
2020 All-WCC First Team
2020 WCC All-Academic Honorable Mention
2019 All-WCC Honorable Mention
2019 WCC All-Academic Honorable Mention

COURTNEY VANDERSLOOT

No. 3 Pick In 2011 WNBA Draft
2010-11 Frances Pomeroy Naismith Award
2010-11 WBCA State Farm All-American
2010-11 John. R. Wooden All-American
2010-11 USBWA All-American
2010-11 AP All-American Honorable Mention
2010-11 Nancy Lieberman Award
2010-11 WCC Player of the Year
2010-11 WCC Tournament MVP
2010-11 All-WCC
2010-11 NCAA Tournament Spokane Regional All-Tournament
2010-11 Wade Watch Preseason List
2009-10 State Farm & AP All-America Honorable Mention
2009-10 Nancy Lieberman Award Finalist
2009-10 State Farm Wade Trophy Finalist
2009-10 John R. Wooden Award Finalist
2009-10 WCC Player of the Year
2009-10 WCC Tournament MVP
2009-10 All-WCC
2009-10 Wade Watch Preseason List
2009-10 Wooden Award Preseason List
2008-09 State Farm & AP All-America Honorable Mention
2008-09 WCC Player of the Year
2009 WCC Tournament MVP
2008-09 All-WCC
2007-08 WCC Newcomer of the Year
2007-08 All-WCC
2007-08 All-WCC Freshman Team

JENN WIRTH

2021 Senior CLASS Award First Team All-American
2021 Honorable Mention Associated Press All-American
2021 First Team All-WCC
2021 WCC Tournament Most Outstanding Player
2021 WCC All-Academic Honorable Mention
2021 Jersey Mike's Naismith Trophy Watch List
2021 Ann Meyers Drysdale Award Preseason Watch List
2020 Bad Boy Mowers Crossover Classic All-Tournament Team
2020 WCC Player of the Year
2020 All-WCC First Team
2020 WCC All-Academic Honorable Mention
2019 All-WCC Honorable Mention
2019 WCC All-Academic Honorable Mention

GONZAGA AND USA BASKETBALL

COURTNEY VANDERSLOOT
USA Basketball Women's National Team (2011-12)
USA Basketball Women's National Team Training Camp (2011)
USA Basketball Women's National Team Training Camp (2013)
USA Women's World University Games Team Trials (2009)

KAYLA STANDISH
USA Women's World University Games Team Trials (2011)
USA Basketball Women's Pan American Games Team (2011; placed 7th)

KATELAN REDMON
USA Basketball Women's Pan American Games Team (2011; placed 7th)

KELLY GRAVES
Assistant Coach for USA Basketball Women's U18 National Team (2012)
2012 FIBA Americas U18 Gold Medal
Assistant Coach for USA Basketball Women's

KIARA KUDRON
NetScouts Basketball USA Women's All-Star team at the
Four Nations international basketball tournament (2017; placed tie-1st)

Courtney Vandersloot

Katelan Redmon

Kayla Standish

Kiara Kudron

GONZAGA AND CANADA BASKETBALL

JANELLE BEKKERING
Canadian Senior Women's National Team (2009)
FIBA Americas Championship For Women in Brazil (2009; placed 3rd)
FIBA World Championships (2010; placed 7th)

EMMA WOLFRAM
U16 Cadette National Team (2011)
U16 FIBA Americas Championship (2011; placed 3rd)
Development National Team (2011)
Pan Am Games (2011)
Cadette Women's National Team (2012)
FIBA U17 World Championships (2012; 3rd place)
Canadian Junior Women's National Team (2013)
FIBA U19 World Championship of Women (2013; placed 7th)
Development Women's National Team (2014)
Jones Cup (2014; placed 1st)

LOUISE FORSYTH
U17 Cadette National Team (2016)
U16 Cadette National Team (2015)
FIBA U16 World Championships (2015; 7th place)

YVONNE EJIM
U16 Cadette National Team (2017)
U17 Cadette National Team (2018)
Junior Canadian National Team (2019)
Senior Canadian National Team (2022-24)

Emma Wolfram

GONZAGA AND THE WNBA

COURTNEY VANDERSLOOT became the first Bulldog player in school history to be drafted in the first round of the WNBA, as she was the third overall pick, taken by the Chicago Sky during the 2011 Draft at the ESPN Studios in Bristol, Conn. The Sky is a member of the Eastern Division.

Vandersloot, the first player in NCAA Division I history to score 2,000 points and dish out 1,000 assists in their career, was the second overall Zag to be drafted in the WNBA.

She was named to the WNBA All-Rookie Team at the end of the 2011 season. Vandersloot was joined on the team by Maya Moore of the Minnesota Lynx; Danielle Robinson of the San Antonio Silver Stars; Danielle Adams, also of the Silver Stars and Liz Cambage of the Tulsa Shock. Vandersloot received 10 votes. Moore, who was named Rookie of the Year, and Robinson, each received 11 votes, while Cambage and Adams each got nine.

In her rookie campaign, Vandersloot led Chicago and ranked second among rookies in assists (3.7 apg). She played in all 34 games and started 26, averaging 6.5 points. In June of 2011, Vandersloot recorded highs in points (18) and assists (10) both against the Connecticut Sun in separate games. Vandersloot was selected as a reserve for the 2011 WNBA All-Star Game.

In 2014, Vandersloot helped the Sky win the East Conference and advance to the franchise's first WNBA Championships.

In her eight seasons with the Chicago Sky - where she has started 188 of 219 games, she is averaging 9.1 points, 5.4 assists, 2.7 rebounds and 1.2 steals per contest.

VIVIAN FRIESON was selected as the 31st pick in the 2010 WNBA Draft by the Tulsa Shock, becoming the first Zag in women's basketball history to be drafted by the WNBA.

Frieson was let go by the Tulsa Shock during training camp and played for Kvarnby Basketball located in Mölndal, Sweden during the 2010-11 season. She played for Townsville Fire in Australia.

While a Zag, Frieson averaged 12.5 points and a team-best 7.4 rebounds while averaging 28.6 minutes per game in 2009-10. She shot an impressive 52.8 percent from the field (181-for-343). The all-around forward also contributed 70 assists, 46 steals and 45 blocks.

In GU's 2010 Sweet Sixteen NCAA Tournament run, Frieson averaged 16.0 points, 8.7 rebounds, 3.0 assists, 3.0 blocks and 2.0 steals per contest. Arguably her biggest shot of her career came with 18 seconds left in the Zags NCAA Tournament second round game versus Texas A&M that catapulted them to the 72-71 win and to their inaugural Sweet Sixteen appearance.

In her four seasons in a Bulldog uniform, Frieson averaged 8.6 points, 5.7 rebounds, 1.6 assists, 1.2 steals and 1.0 block per contest.

She is currently an assistant women's basketball coach at Seattle University.

HEATHER BOWMAN was invited to the 2010 Seattle Storm training camp.

Bowman became the second Zag in school history to be invited to a WNBA training camp as fellow classmate Vivian Frieson was drafted by the Tulsa Shock in the third round of the 2010 draft.

Bowman was released from her Seattle Storm contract and played basketball for Riva Basketball Club, located in the southernmost region of Switzerland during the 2010-11 season. She went on to play for Frankston Blues in Australia.

Bowman ended her career Gonzaga as one of the most prolific players in Gonzaga and West Coast Conference history. The GU and WCC career scoring leader with 2,165 points was also a four-time All-WCC honoree, four-time WCC All-Tournament member, the 2007 WCC Newcomer of the Year, and the 2008 WCC Player of the Year. She averaged 16.8 points, 6.8 rebounds, 1.2 steals, and 1.0 assist per contest over her four-year career.

Bowman was the women's basketball video coordinator at Gonzaga University. She was an assistant coach at Whitworth University, but returned to professional basketball and played for Martigny in Switzerland in 2013.

KAYLA STANDISH was selected as the 19th pick in the 2012 WNBA Draft by the Minnesota Lynx, becoming the third player in Zag women's basketball history to be drafted by the WNBA.

Standish was released from the Minnesota Lynx during training camp in May of 2012. She then went to play professionally in Australia with the Townsville Fire.

Standish made an immediate impact with the Fire, averaging 11.5 points, 5.9 rebounds and 1.0 block per game during the 2012-13 campaign. She shot a blistering 46.6 percent (115-of-247) from the field and sank 75.9 percent (44-of-58) at the charity stripe. She hit double-figure points in 16 of the Fire's 27 games and had two double-doubles.

The Townsville Fire closed out the year with a 15-12 overall record and a 13-11 record in regional play. It was an exciting finish to the Townsville Fire season as the squad made the WNBL Grand Final after rattling off a six-game winning streak. The history making season came to an end with a tough 71-57 setback to the Bendigo Spirit in the WNBL Grand Final.

After the Fire's season completed in early March of 2013, Standish moved to the Mackay Meteorettes of the Australia-State League. She is currently with the Frankston Blues of the Australia League.

KATELAN REDMON became the second Gonzaga women's basketball player to be drafted in the 2012 WNBA Draft, picked in the third round, 36th overall by the New York Liberty.

Redmon was released by the Liberty during training camp but was re-signed shortly there after. She played in seven games during the 2012 season, averaging 1.0 point and 1.1 rebounds per game. Her first WNBA game was against the Chicago Sky and former Zag teammate Courtney Vandersloot.

Redmon also played professionally in Israel with Elitzur Netanya and for Tabes GB in France.

OTHER ZAGS PLAYING/PLAYED PROFESSIONALLY

- Courtney Vandersloot - Playing professionally in Turkey with Yakin-Dogu.
- Chelsea Waters - Playing professionally in Germany with Bad Aibling.
- Kayla Standish - Playing professionally in Australia with Perth Lynx.
- Kiara Kudron - Playing professionally in Spain with Balancesto Leganes.
- Shaniqua Nilles - Playing professionally in Germany with Avides Hurricanes.
- Georgia Stirton - Playing professionally in Australia with the Nunawading Spectres.
- Shelby Cheslek - Playing professionally in Spain with Baxi Ferrol.
- Kelly Bowen - Playing professionally in Australia with the Melbourne Boommers.
- Haiden Palmer - Playing professionally in Germany with Wasserburg.
- Lindsay Sherbert - Playing professionally in Germany with Bad Aibling.
- Keani Albanez - Playing professionally in Greece with Paok Thessalonikis .
- Sunny Greinacher - Playing professionally in Poland with Wisla Can-Pack Krakow.
- Ashley Anderson – Played professionally in Finland and Puerto Rico.
- Anne Bailey – Played professionally in Finland.
- Ashley Burke – Played professionally in the Czech Republic.
- Janelle Bekkering - Played professionally with Nice in France.
- Taelor Karr - Played professionally in France for Dunkerque Malo.
- Jazmine Redmon - Played professionally in Denmark with SISU Copenhagen.

HAIDEN PALMER was selected in the third round (29th overall) in the 2014 WNBA Draft by the Indiana Fever. She became the fifth player in Zag women's basketball history to be drafted by the WNBA.

Palmer played the 2014 Preseason schedule with the Fever before being released. Since then she has played professionally with Team USA in the Four Nations International Basketball Tournament and began playing overseas in 2014 with Mayaguez in Puerto Rico. She moved to Netanya in Israel in 2014-15, then Snaefell in Iceland in 2015-16, Herne TC in Germany in 2016-17, and Wasserburg, also in Germany, in 2017-18.

During her senior season, she led the team in points (15.1), rebounds (5.5) and steals per game (3.0), while also dishing out 2.6 assists per game.

Palmer, named All-WCC for the third-consecutive year her senior year, scored in double-figure points in 27 of 34 contests, including six games with 20 or more points. She registered three double-figure rebounding games and had two double-doubles.

She was named Associated Press All-American honorable mention, becoming the fourth Zag in school history to earn the accolade.

SHELBY CHESLEK was signed by the Phoenix Mercury and played the 2016 preseason schedule and two games of the regular season that year before being released.

She then traveled to China to play with Team USA in the Four Nations International Basketball Tournament. After that, she played nine months in Athens, Greece in 2016 and completed a three-month summer season with the South West Metro Pirates in Brisbane, Australia in 2017. She currenlty plays with PINKK-Pecsi in Pecs, Hungary.

Her senior year she was named to the DI-AAA ADA Scholar Team, Honorable Mention All-West Coast Conference, and Academic All-Conference. She appeared and started in all 33 games, averaged 9.7 points, scored career-highs of 20 points versus Saint Mary's and at Pacific. Cheslek averaged 8.6 rebounds per game, which led the team and ranked third in the conference.

Her 283 rebounds were the fifth-most in a single season in program history and her 65 total blocks were the third-most in a single season in program history. She finished second in program history with 932 career rebounds.

JILL BARTA became the sixth player in Gonzaga history to be drafted in 2018 as the Las Vegas Aces took her in the third round with the 32nd overall pick. She was immediately traded, along with a second round pick, to the Minnesota Lynx.

Barta played one game with the Lynx in the 2018 Preseason, scoring four points in 13 minutes. She was released shortly after.

Her 603 points are sixth all-time in a season at GU and she set a new record shooting 87.6 percent from the free throw line in her career.

Her name dots the record book after her outstanding career at Gonzaga. After three years with the Zags on the court, the Fairfield, Mont., native finished seventh all-time in scoring at 1620 points, 10th in rebounds with 652, and holds school records in 30-point games with seven and single-game rebounds with 22.

Barta became the third Zag in program history to be named First Team All-West Coast Conference her first three seasons and in 2018 she was named the WCC Player of the Year, along with being a WBCA All-Region selection. She won back-to-back Most Outstanding Player awards at the West Coast Conference Tournament, scoring 30-plus points in each title game.

ZYKERA RICE was signed by the Seattle Storm in May 2019. Rice played in one preseason game with the Storm, finishing with two points, three rebounds, two steals and one assist in 14 minutes of play. Rice was released shortly thereafter.

Rice was then selected to the 3D China Women's All-Star Team as part of the 3D Global Sports programs out of Canada. Rice, along with 10 other players, traveled to China representing 3D Global Sports as part of the annual Sino-International Women's Basketball Challenge.

Her senior year with the Zags, Rice was named First Team All-WCC and WCC All-Tournament in addition to earning WCC All-Academic Honorable Mention honors. She led the Bulldogs in scoring (15.0 ppg), rebounding (5.8 rpg) and blocks (0.8 bpg) while finishing second in field goal percentage (52.3 percent). She finished her career with 1,061 points to rank 20th in program history.

Kaylynne Truong became the eighth player in Gonzaga history to be drafted by the WNBA on Monday night, as the Washington Mystics took her in the second round with the 21st overall pick.

She will become the 10th player from the Zags to sign with an WNBA team. She joins former Zags Courtney Vandersloot, Vivian Frieson, Kayla Standish, Katelan Redmon, Haiden Palmer, and Jill Barta as players who have been drafted into the WNBA. She also joins Brynna Maxwell, who was drafted earlier in the same round at the 13th overall pick in the 2024 draft.

Truong played five years at GU and was the 2023 WCC Player of the Year. She was given All-WCC First Team honors in her last two years as well. Truong is second all-time in career assists at GU with 623 assists as she scored 1,508 points in her career as well to rank 10th overall in Gonzaga history. Truong has also appeared in the most games in GU history with 161 games as she was an AP All-American honorable mention during the 2022-23 season.

Brynna Maxwell became the seventh player in Gonzaga history to be drafted by the WNBA on Monday night, as the Chicago Sky took her in the second round with the 13th overall pick.

She will become the ninth player from the Zags to sign with an WNBA team. She joins former Zags Courtney Vandersloot, Vivian Frieson, Kayla Standish, Katelan Redmon, Haiden Palmer, and Jill Barta as players who have been drafted into the WNBA.

"I'm humbled and honored to be a part of this draft class," Maxwell said. "Thank you for the Chicago Sky for believing in me. God is so good and he deserves all the glory for this."

Maxwell played two years at GU and received All-WCC First Team honors both years. In her first year at Gonzaga, she led the nation in three-point percentage for the majority of the year and finished the season with 87 threes.

During her final year as a Zag, she made a three-pointer in every single game and finished the year with a record-breaking 95 threes, the most in school history. She finished her career with 1,979 points and 377 three-pointers while shooting at 42.7% from beyond the arc.

2024-25 GONZAGA BASKETBALL | TV/RADIO ROSTER

Esther Little
G | 6-2 | Sr.
Ipswich, England

Vera Gunyadin
G | 5-9 | Jr.
Ankara, Turkey
Vera Goo-ney-den

Claire O'Connor
G | 6-0 | So.
Bellevue, Wash.

Maud Huijbens
F | 6-3 | Gr.
Hilversum, Netherlands
Mauwt Hi – bins

Ines Bettencourt
G | 5-9 | Jr.
Sao Miguel, Portugal
ee-NEZSH bet-ten-QUART

Tayla Dalton
G | 5-9 | Gr.
Auckland, NZ

Allie Turner
G | 5-8 | Fr.
St. Louis, Mo.

Christabel Osarobo
G | 5-11 | Fr.
Tudela, Spain
O-sa-ro-bo

Yvonne Ejim
F | 6-1 | 5th Yr.
Calgary, Alberta B.C.
Yvonne EE-jim

McKynnlie Dalan
F | 6-0 | So.
Montesano, Wash.
muh-KIN-lee dah-LEN

Ella Hopkins
F | 6-3 | R-Fr.
Rochester, Minn.

Lauren Whittaker
F | 6-3 | R-Fr.
Canterbury, NZ
Whit - a - ger

Bree Salenbien
G | 6-2 | R-Jr.
Adrian, Mich.
Salen - bine

Lisa Fortier
Head Coach
11th Season
For-tee-ay

Jordan Green
Assistant Coach
11th Season

Stacy Clinesmith
Assistant Coach
11th Season

Craig Fortier
Assistant Coach
11th Season

Chantel Osahor
Assistant Coach
1st Season

Jazmine Redmon
Asst. Coach/Video Coordinator
1st Season

Shannon Donegan
Dir. of Basketball Ops
2nd Season