



2023-24 GONZAGA WOMEN'S BASKETBALL RECORD BOOK

TABLE OF CONTENTS/QUICK FACTS

TABLE OF CONTENTS

2023-24 Rosters	2
Head Coach Lisa Fortier	3-4
Assistant Coaches/Staff	5-8
Esther Little	10
Destiny Burton	11
Payton Muma	12
Claire O'Connor	13
Maud Huijbens	14
Calli Stokes	15
Kayleigh Truong	16
Eliza Hollingsworth	17
Naya Ojukwu	18
Kaylynn Truong	19
Yvonne Ejim	20
Brynna Maxwell	21
Ella Hopkins	22
Bree Salenbien	23
2022-23 Statistics/Results	24-26
Season/Career Records	27
1,000-Point Club	28-29
Individual/Freshman Records	30
Team Records	31-32
Attendance Records/Sellouts	33
Overtime Games/100-Point Games	34
30-Point Club/600-Rebound Club	35
West Coast Conference Accolades	36-37
Regional/National Awards	38
Gonzaga Year-by-Year	39
All-Time Roster	40-41
Results When Nationally Ranked	42-45
Results Against Ranked Opponents	46
West Coast Conference Tournament Results	47
West Coast Conference Tournament Statistics	48-49
West Coast Conference Records	50
Bulldogs In The Post Season	51
Post Season Statistics	52-53
NCAA Tournament Records	54
NCAA Tournament Box Scores	55-61
NCAA Recaps	61-64
WNIT Appearances	65
All-Time Regular-Season Tournament Results	66
Series Records Versus Opponents	67
All-Time Series	68-79
Year-by-Year Results	80-91
Individual Bulldog Success	92-97
Gonzaga and USA Basketball	98
Gonzaga and the Canadian National Team	99
Gonzaga and the WNBA	100-106
TV/Radio Roster	107

QUICK FACTSGENERAL INFORMATION

Location: Spokane, Wash.
 Founded: 1887
 Enrollment: 7,501
 Nickname: Bulldogs
 Colors: Blue (R-0 G-41 B-103), Red (R-179 G-25 B-52),
 White (R-255 G-255 B-255), and Gray (R-195, G-199,
 B-203)
 Facility (Capacity): McCarthey Athletic Center (6,000)
 Conference (Affiliation): West Coast (NCAA Div. I)
 President: Dr. Thayne M. McCulloh
 Athletic Director: Chris Standiford
 Senior Women's Administrator: Shannon Strahl

TEAM INFORMATION

Head Coach (Alma Mater, Year): Lisa Fortier
 (Cal State-Monterey Bay, '04)
 Record at GU (Years): 233-59 (10th Season)
 Overall Record (Years): 233-59 (10th Season)
 Assistant Coaches:
 Jordan Green (10th Season, George Fox '01)
 Stacy Clinesmith (10th Season, UC Santa Barbara '00)
 Craig Fortier (10th Season, Cal State-Monterey Bay '03)
 Director of Basketball Operations: Shannon Donegan
 (Temple, '12)
 Assistant Coach/Video Coordinator: Haiden Palmer
 (Gonzaga, '14)
 Assistant Coach/Dir. of Player Development: Erika Bean
 (Gonzaga, '22)
 2022-23 Overall Record: 28-5
 2022-23 WCC Record (Finish): 17-1 (1st)
 Postseason:
 Final Ranking: USA Today Coaches Poll: N/A
 Letterwinners Returning/Lost: 11/1
 Starters Returning/Lost: 4/1
 Percent of scoring returning: 89%
 Percent of rebounding returning: 88.2%
 Women's Basketball Phone: 509-313-4217

HISTORY

First year of NCAA women's basketball: 1987
 Overall all-time record: 669-420 (.614)
 Overall WCC record: 397-179 (.701)
 Years in NCAA Tournament: 2023, 2022, 2021, 2019, 2018,
 2017, 2015, 2014, 2013, 2012, 2011, 2010, 2009, 2007
 Years in WNIT Tournament: 2016, 2008, 2005, 2004, 1994
 Highest Ranking in Program History: No. 11 AP (1/27/20)
 (3/12/19); No. 8 USA Today (2011 Final Rankings)
 WCC Tournament Titles: 2022, 2021, 2018, 2017, 2014,
 2013, 2011, 2010, 2009, 2007

ATHLETIC MEDIA RELATIONS

WBB Radio Station: KJRB 790 AM
 WBB Play-by-Play Announcer: Steve Myklebust
 Sports Information Director/WBB Contact: Grace
 Whiteley
 Office Phone: 509-313-4227
 SID E-mail: whiteley@gonzaga.edu
 Press Row Phone: 509-313-4224
 Website: www.GoZags.com

2023-24 GONZAGA WOMEN'S BASKETBALL RECORD BOOK

2023-24 Numerical Roster

No.	Name	Pos.	Ht.	Yr.	Hometown/Previous School
0	Esther Little	G	6-2	Jr.	Ipswich, England/ Ipswich Basketball Academy (IBA)
1	Destiny Burton	F/C	6-0	Sr.	Wichita, Kansas/Panola College
3	Payton Muma	G	5-8	R-So.	Highlands Ranch, Colo./Highlands Ranch
4	Claire O'Connor	G	6-1	Fr.	Bellevue, Wash./Lakeside
5	Maud Huijbens	F	6-3	Jr.	Hilversum, Netherlands/Syracuse
10	Calli Stokes	G	5-11	R-So.	Redondo Beach, Calif./Redondo
11	Kayleigh Truong	G	5-9	Gr.	Houston, Texas/Jersey Village
12	Eliza Hollingsworth	F	6-3	Gr.	Melbourne, Australia/St. Leonard's College
13	Naya Ojukwu	F	6-1	Fr.	Meridian, Idaho/Utah
14	Kaylynne Truong	G	5-8	Gr.	Houston, Texas/Jersey Village
15	Yvonne Ejim	F	6-1	Sr.	Calgary, Alb./ Edge School
22	Brynna Maxwell	G	6-0	Gr.	Gig Harbor, Wash./Utah
31	Ella Hopkins	F	6-3	Fr.	Rochester, Minn./Lourdes
35	Bree Salenbien	G	6-2	R-So.	Adrian, Mich./Lenawee Christian

2023-24 Alphabetical Roster

No.	Name	Pos.	Ht.	Yr.	Hometown/Previous School
1	Destiny Burton	F/C	6-0	Sr.	Wichita, Kansas /Panola College
15	Yvonne Ejim	F	6-1	Sr.	Calgary, Alberta (BC) /Edge School
12	Eliza Hollingsworth	F	6-3	Gr.	Melbourne, Australia /St. Leonard's College
31	Ella Hopkins	F	6-3	Fr.	Rochester, Minn./Lourdes
5	Maud Huijbens	F	6-3	Jr.	Hilversum, Netherlands/Syracuse
22	Brynna Maxwell	G	6-0	Gr.	Gig Harbor, Wash./Utah
0	Esther Little	G	6-2	Jr.	Ipswich, England/ Ipswich Basketball Academy (IBA)
3	Payton Muma	G	5-8	R-So.	Highlands Ranch, Colo./Highlands Ranch
4	Claire O'Connor	G	6-1	Fr.	Bellevue, Wash./Lakeside
13	Naya Ojukwu	F	6-1	Fr.	Meridian, Idaho/Utah
35	Bree Salenbien	G	6-2	R-So.	Adrian, Mich./Lenawee Christian
10	Calli Stokes	G	5-11	R-So.	Redondo Beach, Calif./Redondo
11	Kayleigh Truong	G	5-9	Gr.	Houston, Texas /Jersey Village
14	Kaylynne Truong	G	5-8	Gr.	Houston, Texas /Jersey Village

Coaching Staff

Head Coach: Lisa Fortier (Cal State Monterey Bay, 2004 – 10th year)
 Assistant Coach: Jordan Green (George Fox, 2001 – 10th year)
 Assistant Coach: Stacy Clinesmith (UC Santa Barbara, 2000 – 10th year)
 Assistant Coach: Craig Fortier (Cal State Monterey Bay, 2003 – 10th year)
 Asst. Coach/Video Coordinator: Haiden Palmer (Gonzaga, 2014 - 2nd year)
 Asst. Coach/Dir. of Player Development: Erika Bean (Gonzaga, 2022 - 1st year)
 Director of Operations: Shannon Donegan (Temple, 2012 - 1st year)

PRONUNCIATION GUIDE

Truong - rhymes with WRONG
 Yvonne Ejim – Yvonne EE-jim
 Lisa Fortier – Lisa For-tee-ay
 Maud Huijbens – Mauwt Hi – bins
 Bree Salenbien – Bree Salen - bine
 Brynna Maxwell - Brenna Maxwell
 Payton Muma - Payton Moo-ma
 Naya Ojukwu - Ni-ya O-joo-koo
 Brynna Maxwell - Brenna Maxwell

Roster Breakdown by State

Australia (1): Hollingsworth
California (1): Stokes
Washington (2): Maxwell, O'Connor
Netherlands (1): Huijbens
Texas (2): Kaylynne Truong, Kayleigh Truong
England (1): Little
Kansas (1): Burton
Michigan (1): Salenbien
Canada (1): Ejim
Colorado (1): Muma
Minnesota (1): Hopkins
Idaho (1): Ojukwu

Roster Breakdown by Class

Graduate (4): Maxwell, Kayleigh Truong, Kaylne Truong, Hollingsworth
 Senior (2): Ejim, Burton
 Junior (2): Huijbens, Little
 Redshirt Sophomore (3): Muma, Stokes, Salenbien
 Freshman (3): Hopkins, O'Connor, Ojukwu

SOCIAL MEDIA



GONZAGA MAIN ACCOUNTS
 Twitter: @GonzagaBulldogs
 Facebook: GonzagaBulldogs
 Instagram: @GUBulldogs

GONZAGA WOMEN'S BASKETBALL
 Twitter: @ZagWBB
 Facebook: ZagWBB
 Instagram: @ZagWBB
 Snapchat: @ZagsWBB

GONZAGA UNIVERSITY
 Twitter: @GonzagaU
 Facebook: GonzagaUniversity
 Instagram: @GonzagaU
 Snapchat: @GonzagaU

HEAD COACH LISA FORTIER

10th YEAR - CAL STATE-MONTEREY BAY, 2004



Lisa Fortier was named the Head Coach of the Gonzaga University women's basketball program on April 14, 2014 after having spent nearly a decade on staff, including seven years as an assistant. Entering her 10th season in 2023-24, Fortier has taken the program to new heights.

Fortier is the only coach in program history to have nine 20-win seasons in their first 10 seasons, most recently with the 28-5 mark posted in 2022-23. Going into her 10th year at Gonzaga, Fortier has had four players named the WCC Player of the Year (Kaylynn Truong, Jenn Wirth, Jill Townsend, Jill Barta), the first and second-ever Sixth Woman of the Year (Melody Kempton, Yvonne Ejim), 18 All-WCC First Team selections, six All-WCC Second Team selections, seven All-WCC Honorable Mention selections and five WCC All-Freshman Team performers. She's been named the WCC Coach of the Year five times, and she was selected as the Maggie Dixon Rookie Coach of the Year in 2015 along with being a 2022-23 Naismith Coach of the Year candidate. Fortier's players have also excelled academically as 39 players have been selected to the WCC All-Academic team along with nine players earning Division I-AAA ADA Scholar-Athlete recognition. Fortier also coached 2018 CoSIDA Academic All-District 8 selection Chandler Smith and the program's first ever Senior CLASS Award First Team All-American, Jill Townsend.

2022-23 was another phenomenal year with Fortier leading the Zags to their 18th WCC Regular Season Title and 14th NCAA Appearance. The Zags were ranked as high as No. 15 in the AP Poll during the season, even with facing team injuries and sickness. At one point in the season, the Bulldogs only suited up seven players for a couple of games, but they ended the season with an incredible 28-5 record. Gonzaga had big-time wins over then-ranked No. 6 Louisville in Battle 4 Atlantis, which marked the highest ranked win in GU women's basketball history. The Zags then defeated No. 23 Tennessee two days later to secure third-place in the Bahamas. Gonzaga went on to have a nearly perfect conference slate, going 17-1, overall to win the regular season. Kaylynn Truong was named the WCC Player of the Year and tabbed with AP All-American Honorable Mention honors. Truong and Yvonne Ejim were both finalists for 2023 WBCA NCAA Division I Coaches' All-America as well. As a team, GU led the country in three-point percentage and finished with 40.5% from beyond the arc, which was also a program record.

In 2021-22, Fortier led the Bulldogs to an overall record of 27-7, including a 15-2 conference record. Gonzaga won its 10th WCC Conference Championship Tournament title, securing its spot in the NCAA Tournament for the 13th time in program history. Fortier and the Bulldogs were seeded No. 9 in the tournament and defeated No. 8 Nebraska in the first round, 68-55. In the next round, GU battled the No. 1 seeded Louisville, and fell by only nine points. Three players earned WCC All-Conference recognition, with Melody Kempton and Kayleigh Truong earning All-WCC First Team and Yvonne Ejim winning Sixth Woman of the Year. This marked the second-straight year that a Gonzaga player was named the Sixth Woman of the Year.

Amidst a global pandemic, Fortier guided the Zags to their 17th West Coast Conference regular-season title, ninth WCC tournament title and 12th NCAA Tournament appearance. For the first time in program history, GU was ranked in the national polls every single week of the season, and the Bulldogs collected a slew of personal awards along the way, including Honorable Mention AP All-America honors for both Jill Townsend and Jenn Wirth.

In 2020-21, Fortier led the Bulldogs to an overall record of 23-4, including a 16-1 conference record, which secured the fifth-straight West Coast Conference title. The Bulldogs lost in the first round in the NCAA Tournament, but Fortier still led them to a No. 20 ranking in the final rankings. Four players earned WCC All-Conference recognition, with Jenn Wirth named Co-WCC player of the year along with Jill Townsend on the All-WCC First Team. Seven players were recognized on the WCC All-Academic team, including Jill Townsend and Jenn Wirth.

In 2019-20, Fortier led the Bulldogs to their first regular-season Top 10 ranking, reaching No. 10 in the USA Today/WBCA Coaches Poll and a No. 11 ranking in the Associated Press poll, their highest AP ranking ever. Gonzaga put together its best regular-season record (28-2), finished the season with a 28-3 record—the highest win percentage in program history—and secured its fourth-straight West Coast Conference regular-season title with a conference- and program-record tying 17-1 record. Gonzaga was slated to host the NCAA Tournament First and Second Rounds—the first time the Zags would host since the NCAA adjusted hosting rules to include the top 16 seeds in 2014-15—before the abrupt end of the season due to the COVID-19 pandemic. Fortier's Zags further displayed national dominance both offensively and defensively, ranking second in the nation in three-point field goal percentage (39.5) and third in scoring defense (51.9 ppg). Five players earned WCC All-Conference recognition in 2019-20, highlighted by Gonzaga's ninth Player of the Year, Jill Townsend, while six players were named WCC All-Academic. For her efforts, Fortier was named a semifinalist for the Werner Ladder Naismith Coach of the Year award.

2018-19: In 2018-19, Fortier led the Bulldogs a No. 11 USA Today/WBCA Coaches Poll ranking and a No. 12 Associated Press Poll ranking while guiding the Zags to a 29-5 overall record, which ties for the second-best in program history. GU claimed its third-straight WCC regular-season title while Fortier was named WCC Coach of the Year for the fourth time in five seasons, surpassing her own conference record for the award. The Bulldogs advanced to the NCAA Tournament for the 11th time in program history and the fourth time under Fortier, securing the No. 5 seed, the highest in program history. Gonzaga advanced to the NCAA Second Round for the sixth time in history, falling to Oregon State 76-70 in Corvallis, Ore. Fortier coached three Zags to First Team All-WCC honors in Laura Stockton, Zykeria Rice and Chandler Smith while Jill Townsend was selected Honorable Mention. Fortier was also selected as a Werner Ladder Naismith Coach of the Year Late Season Candidate in addition to being selected as 20 local Spokane women as part of the 2019 Women in Business Leadership Awards.

2017-18: With a young crew that carried just one senior on the roster, Fortier posted her then-winningest season with a 27-6 record, the program's 10th 25-win season in 11 years. The Zags went 17-1 in conference play, the first WCC Team ever to accomplish the feat, claiming the regular-season title. Gonzaga went on to claim the WCC Tournament title as well, advancing to the NCAA Tournament for the 10th time in history. Three players earned WCC All-Conference recognition, led by Player of the Year Jill Barta, the eighth POY in program history. WNBA Draft pick Jill Barta became the third Zag in history to be named First Team All-WCC three time in her first three seasons.

2016-17: Fortier's Zags swept the WCC regular-season and tournament championships while Fortier became the fastest coach in program history to 50 wins. At 26-7, Gonzaga advanced to the NCAA Tournament for the eighth time in nine years and ninth time overall. Fortier's 2016-17 squad set program records in three pointers made (224), free throw percentage (77.4) along with breaking the single-game three-pointers made record three times, finally settling on 17. Jill Barta became only the second sophomore in the Division I era to score 1,000 career points at GU.

2014-15: In her first season as head coach, Fortier led Gonzaga to a 26-8 finish and its seventh-straight NCAA Tournament appearance. The Zags advanced to their fourth Sweet 16 following a pair of upsets in the first and second rounds as an 11-seed. Gonzaga set new program records in 2014-15, including a program-best 77.4 percent from the free throw line which also ranked fourth in the country. The Bulldogs also set new marks in free throws made (534) and made three-pointers (211). Fortier was named the WCC Coach of the Year after guiding the Zags to their 11th-straight WCC regular-season title. Four Zags also collected All-WCC honors as Sunny Greinacher and Elle Tinkle were named All-WCC First Team, Keani Albanes picked up All-WCC Second Team honors and Emma Wolfram was selected to the WCC All-Freshman team. Fortier was also named the WBCA Division I Rookie Coach of the Year after completing the best rookie season of any Gonzaga coach to date. Her 26 wins and 76.5 win percentage were both top of the list among first year finishes for any GU women's basketball coach.

THE FORTIER FILE

BIRTHPLACE: Sacramento, Calif.	<u>COACHING EXPERIENCE</u>
HIGH SCHOOL: Placer High, Auburn, Calif. - 1999	2004-06 - Coordinator Basketball Operations Gonzaga University
COLLEGE: Butte College, Oroville, Calif. - 2002	2006-07 - Assistant Women's Coach University of Northern Colorado
Cal State Monterey Bay - 2004	2007-14 - Assistant Women's Coach Gonzaga University
(B.S. Human Communications)	April 14, 2014 - Head Women's Coach Gonzaga University
Gonzaga University - 2006	
(MA Athletic Administration)	
<u>COLLEGIATE HONORS</u>	
NAIA Academic All-American, 2003	HUSBAND: Craig Fortier
All-Cal Pac honorable mention, 2003	CHILDREN: Marcus (2010)
CSUMB Female Scholar Athlete of the Year, 2004	Calvin (2012)
	Quincy (2014)

Fortier first came to Gonzaga in 2004, spending two years as the coordinator of basketball operations. She then spent one season as an assistant coach at the University of Northern Colorado before returning to GU in 2007. In her seven years as a Gonzaga assistant, the Bulldogs produced an overall record of 196-43. The Zags dominated the West Coast Conference during that span, compiling a 98-8 mark to go with seven consecutive WCC regular-season championships and five WCC Tournament titles.

After a second-round appearance in the WNIT in Fortier's first season as an assistant, the Zags qualified for the NCAA Tournament the next six years, which included a stretch of three-straight Sweet Sixteens from 2010-12. The highlight was an Elite Eight run in 2011, in which the Bulldogs upset three higher-seeded teams.

In addition to serving as Gonzaga's recruiting coordinator, Fortier has been responsible for coordinating GU's defense. She also spent time coaching Gonzaga's guards. She has mentored two WNBA draftees in Courtney Vandersloot and Katelan Redmon as well as Haideen Palmer. She also coached Taelor Karr, the 2012-13 WCC Player of the Year.

A native of Grass Valley, Calif., Fortier played collegiate basketball at Butte (Calif.) Community College before transferring to Cal State Monterey Bay. At CSUMB, she earned Honorable Mention All Cal-Pac Conference honors as a junior and was an NAIA Academic All-American in 2003. She also earned the 2004 CSUMB Female Scholar Athlete of the Year.

DURING THE LISA FORTIER ERA

- Record in Home Games:** 118-14
- Record in True Road Games:** 85-25
- Record in Neutral-Site Games:** 28-18
- Record in Overtime Games:** 4-4
- Record in WCC Tournament Games:** 14-6
- Record in NCAA Tournament Games:** 4-7
- Record in Games decided by Five Points or Less:** 22-22
- Record Against Ranked Opponents:** 9-16
- Longest Win Streak:** 21 games (11/22/19-2/8/20)
- Longest Home Win Streak:** 25 games (2/28/19-11/21/21)
- Longest True Road Win Streak:** 11 games (11/18/17-2/17/18)
- Longest WCC Win Streak:** 18 games (2/13/20-2/13/21)
- Longest Losing Streak:** 3 games (2/19/16-2/25-16)
- Longest Home Losing Streak:** 1 game (2/16/19)
- Longest True Road Losing Streak:** 6 games (1/14/16-2/20/16)
- Longest WCC Losing Streak:** 3 games (2/19/16-2/25-16)
- Most Points in a Game:** 102, UC Irvine (11/13/16)
- Most Points in a WCC Game:** 99, at Pacific (12/28/17)
- Fewest Points in a Game:** 39 at BYU (2/19/22)
- Fewest Points in a WCC Game:** 39 at BYU (2/19/22)
- Most Points Allowed in a Game:** 92, Utah (3/21/16)
- Most Points Allowed in a WCC Game:** 84, 2x, last at Pacific (2/20/16)
- Fewest Points Allowed in a Game:** 35, Air Force (11/13/15)
- Fewest Points Allowed in a WCC Game:** 36, 2x, last Pepperdine (1/23/20)
- Largest Margin of Victory:** 64, UC Irvine (11/13/16)
- Largest Margin of Victory in a WCC Game:** 46, vs. Pepperdine (2/25/21)
- Largest Margin of Defeat:** 24, at BYU (2/19/22)
- Largest Margin of Defeat in a WCC Game:** 24, at BYU (2/19/22)
- Most Points Allowed in a Win:** 84, San Francisco (2/7/15)
- Most Points Scored in a Loss:** 83, at Pacific (2/20/16)
- Fewest Points Scored in a Win:** 43, vs. BYU (3/9/21)
- Fewest Points Allowed in a Loss:** 51, vs Washington State (12/3/21)
- Largest Halftime Lead:** 37, at Pacific (1/13/22)
- Largest Halftime Deficit:** 21, Saint Mary's (2/10/18)
- Largest Deficit Overcome in a Win:** 20, vs. Portland (12/29/19)
- Largest Lead Surrendered in a Loss:** 20, vs. Portland (3/9/20)
- Largest Deficit Faced:** 29, at Saint Mary's (2/19/16)
- Highest Field-Goal Percentage:** 60.6, Saint Francis (12/17/17)
- Lowest Field-Goal Percentage:** 25.5, at BYU (2/19/22)
- Most Rebounds:** 67, San Francisco (2/7/15)
- Most Rebounds Allowed:** 51, vs George Washington (3/20/15)
- Fewest Rebounds:** 20, at Saint Mary's (2/8/20)
- Most Assists:** 30, North Alabama (12/21/20)
- Most Assists by an Opponent:** 21, at Saint Mary's (1/14/17)
- Fewest Assists:** 5, 2x, last at San Francisco (1/30/16)
- Most Turnovers:** 26, at Washington State (12/6/17)
- Most Turnovers by an Opponent:** 29, Air Force (11/13/15)
- Fewest Turnovers:** 6, vs San Francisco (3/7/22)
- Most Steals:** 18, 2x, last at Loyola Marymount (2/20/20)
- Most Steals by an Opponent:** 16, at San Diego (1/16/16)
- Fewest Steals:** 1, at Santa Clara (2/4/17)
- Most Blocks:** 11, 2x, last vs Stephen F. Austin (12/12/21)
- Most Blocks by an Opponent:** 11, Oklahoma (3/18/17)
- Fewest Blocks:** 0, multiple times, last vs. Santa Clara (3/8/21)



FORTIER VERSUS ...				
School	W	L		
Air Force	1	0	Notre Dame	0 1
American	0	1	Oklahoma	0 1
Belmont	0	2	Oregon State	1 1
Brigham Young	15	8	Pacific*	16 3
Colgate	2	0	Pepperdine*	18 1
Colorado State	1	1	Portland*	18 3
CSU Bakersfield	1	0	Portland State	2 0
Dayton	3	0	Presbyterian	1 0
DePaul	0	1	Purdue	1 0
Eastern Illinois	1	0	Rutgers	1 0
Eastern Michigan	1	0	Saint Francis	1 0
Eastern Washington*	7	0	Saint Mary's*	16 4
Florida State	0	1	San Diego*	15 3
George Washington	1	0	San Francisco*	19 2
Grand Canyon	1	0	Santa Clara*	17 3
Hawaii	1	0	Stephen F. Austin	2 0
Idaho	1	0	South Dakota	1 0
Idaho State	3	0	South Carolina	0 1
Iowa	0	1	South Dakota State*	0 1
Kent State	1	0	Southern Utah	2 0
Little Rock	1	0	Southern California	0 1
Long Beach State	1	0	Stanford*	2 6
Louisville*	1	1	Tennessee	1 1
Loyola Marymount*	19	0	Tennessee Martin	1 0
Marquette	0	1	Texas Southern	1 0
Maine	1	0	UC Davis	1 1
Michigan	0	1	UC Irvine	1 0
Middle Tennessee	1	0	UC Riverside	1 0
Missouri State	2	0	UNLV	1 1
Montana*	6	0	Utah	2 1
Montana State	4	0	Queens	1 0
Nebraska	1	0	Washington State*	4 4
Nicholls State	1	0	West Virginia	1 0
North Alabama	1	0	Western Illinois	1 0
Northwestern	1	1	Western Kentucky	1 0
North Carolina	0	1	Winthrop	1 0
			Wyoming*	6 0

* 2023-24 Opponents

GONZAGA INDIVIDUAL GAME HIGHS

- Points:** 37, by Jill Barta, vs. Saint Mary's (3/7/17)
- Field-Goals Made:** 13, last by Yvonne Ejim vs Queens (12/6/22)
- Field-Goal Attempts:** 25, by Sunny Greinacher, San Francisco (2/9/15)
- Field-Goal Pct (min. 5 made):** 1.00 (5-5) last by Yvonne Ejim, USF (1/16/21)
- 3-Pointers Made:** 8, Cierra Walker vs Loyola Marymount (2/26/22)
- 3-Pointers Attempted:** 13, last by Kaylynee Troung (2/04/23)
- 3-Point Pct. (min. 4 made):** 1.00 (4-4), last by Cierra Walker (12/8/21)
- Free-Throws Made:** 12, 5x, last by Zykeria Rice, vs. BYU (3/12/19)
- Free-Throw Attempts:** 14, 6x, by Jill Barta, at BYU (2/3/18)
- Free-Throw Pct.(min. 8 Made):** 1.00 (12-12), 5x, last by Zykeria Rice, vs. BYU (3/12/19)
- Rebounds:** 22, by Jill Barta, vs. Belmont (11/23/17)
- Assists:** 11, by Kayleigh Truong vs. Pepperdine (2/24/22)
- Steals:** 8, by Jessie Loera at Loyola Marymount (2/20/20)
- Blocked Shots:** 6, Shelby Cheslek, Wyoming (12/4/15)

OPPONENT INDIVIDUAL GAME HIGHS

- Points:** 29, Megan McKay, Saint Mary's (1/3/19)
- Field-Goals Made:** 11, 3x, last by Megan McKay, Saint Mary's (1/3/19)
- Field-Goal Attempts:** 26, Marquell Dent, Wyoming (12/4/15)
- Field-Goal Pct (min. 5 made):** .900 (9-10), by Merle Wiehl, Santa Clara (1/14/21)
- 3-Pointers Made:** 7, Brenna Chase, BYU (3/12/19)
- 3-Pointers Attempted:** 13, by Melissa Dixon, Iowa (11/29/14)
- 3-Point Pct. (min. 4 made):** 1.00, 2x, last by Sam Simons (5-5), SMC (2/8/20)
- Free-Throws Made:** 16, by Makenzi Morrison, at BYU (2/28/15)
- Free-Throw Attempts:** 18, by Makenzi Morrison, at BYU (2/28/15)
- Free-Throw Pct.(min. 5 Made):** 1.00 (9-9), last by Kiera Oakry, vs USD (1/15/22)
- Rebounds:** 16, 4x, last by Cameron Brink at Stanford (1/9/22)
- Assists:** 10, Haley Greer, South Dakota State (12/6/21)
- Steals:** 6, 5x, last by Valerie Higgins, Pacific (1/5/19)
- Blocked Shots:** 9, Vionise Pierre-Louis, vs. Oklahoma (3/18/17)

ASSISTANT COACH JORDAN GREEN

10th YEAR - GEORGE FOX, 2001

Jordan Green was hired as the first member of Head Coach Lisa Fortier's staff in April of 2014. He brings a wealth of experience and expertise in both guard and post player development to Gonzaga. Green also has a high knowledge of basketball in the Pacific Northwest as he has recruited the area extensively for most of his professional career.

The Bulldogs have reached new heights during Green's tenure, securing a regular-season Top 10 ranking in the USA Today/WBCA Coaches poll—the highest regular-season ranking ever—along with a No. 11 Associated Press ranking. Each of those milestones came during the 2019-20 season which saw the Bulldogs finish with a program-best 28-2 regular-season record along with the highest win percentage in program history at 90.3 percent (28-3 overall record). The Zags were slated to host the NCAA First and Second Rounds as a Top 16 seed before the season ended abruptly due to the COVID-19 pandemic.

Green has helped guide the Bulldogs to seven West Coast Conference regular-season titles, four WCC Tournament titles, seven post-season appearances including five-straight NCAA tournament appearances and an NCAA Sweet 16 appearance. Since his arrival, Gonzaga has had three players named WCC Player of the Year (Jenn Wirth, Jill Townsend, Jill Barta), 13 All-WCC First Team selections, five All-WCC Second Team selections, six All-WCC Honorable Mention selections and four WCC All-Freshman Team performers.

Prior to arriving at Gonzaga, Green made stops at Idaho, Idaho State and Seattle University. The Cashmere, Wash., native closed out his third season on the Idaho coaching staff in 2013-14 and first as the associate head coach. As a member of the Vandals, Green coordinated recruiting and team travel, handled scouting responsibilities and worked with their post players. The Vandals posted a 54-45 three-year record with Green on the bench, including a 32-16 mark in the Western Athletic Conference. Idaho also earned NCAA Tournament berths in both 2012-2013 and 2013-14 after winning the WAC Tournament Championship. The Vandals' NCAA Tournament bid in 2012-13 was only the second in school history and first since 1984-85. It also was their first post-season berth since 1985-86 campaign. Green coached five All-WAC performers including Alyssa Charleston, a three-time All-WAC performer and a Capital One All-American.

Prior to his time at Idaho, Green worked at Idaho State University as an assistant coach from 2004-11. During his tenure, Idaho State won two Big Sky Championships and made a splash in the post-season three-times; one NCAA Tournament and two appearances in the WNIT. The versatile coach was in charge of guard player development in addition to scouting opponents, coordinating travel and assisting with recruiting.

Before his stop at Idaho State, Green kicked off his coaching career with a single season with the men's basketball program at Seattle University in 2003-04.



Green played basketball collegiately at George Fox University, where he was a three-time captain and a NAIA All-American Honorable Mention. On the all-time statistical charts at George Fox, he ranked third in steals (253), seventh in points (1,468) and 10th in assists (373). He earned his bachelor of science in education from George Fox in 2001, and received his master's in athletic administration and physical education from Idaho State in 2005.

Green is married to Jessica Green, and they have a son Jaden and daughter Josephine.

ASSISTANT COACH STACY CLINESMITH

10th YEAR - UC SANTA BARBARA, 2000

Stacy Clinesmith, former WNBA veteran and Spokane native, was hired as an assistant women's basketball coach on May 2, 2014. The standout from Mead high school has been able to transfer her knowledge of the game as a player into developing guards as a coach. Stacy brings tons of energy and enthusiasm, and does a tremendous job of creating relationships with recruits and within the community.

In her eight seasons with the Bulldogs, Clinesmith has mentored 14 All-WCC guards, including one WCC Player of the Year: Elle Tinkle (twice), Keani Albanez, Laura Stockton (twice), Chandler Smith (twice), Jill Townsend (three times, including the 2019-20 Player of the Year), Katie Campbell, Jessie Loera and Kayleigh Truong (twice). In 2019-20, then-freshman Kayleigh Truong was honored as a member of the WCC All-Freshman team.

In 2019-20, Clinesmith mentored WCC Player of the Year Jill Townsend at guard. The junior led the Zags in scoring (12.3 ppg), second in rebounding (5.6 rpg), first in free-throw percentage (85.1), second in field goal percentage (49.7) and third in three-point field goal percentage (41.1). She also tutored Jessie Loera—who led the Zags in assists and finished her career ranked fourth all-time with 445 assists—and Katie Campbell who was selected to the All-WCC Second Team. In 2018-19, both Loera and Laura Stockton averaged over 4.0 assists per game, while Stockton finished her career ranked third all-time in program history with 459 assists. In 2017-18, Clinesmith oversaw three guards in Stockton, Chandler Smith and Loera who all averaged over 2.7 assists per game and scored at least 6.2 points per contest. Smith picked up All-WCC Second Team honors while Emma Stach was selected WCC All-Tournament. In 2016-17, she tutored All-WCC Honorable Mention selection Stockton at point guard; Stockton finished the season with 144 assists, 10th on the single-season GU list. That season, Gonzaga ranked first in the conference in assist-to-turnover ratio at 1.06.

Clinesmith arrived at Gonzaga following three seasons as an assistant coach at Santa Clara University. During her stint with the Broncos, Clinesmith coached two All-WCC honorees, and All-Freshman selection and five WCC All-Academic honorees. In her first season at SCU, she guided the team to its best start in program history, and as the guard coach, mentored Alyssa Shoji who went on to set the WCC single-season three-point field goal record (99).

Clinesmith began her career in the collegiate ranks serving as Oregon State University's Director of Basketball Operations in 2008-09 and went on to become the assistant coach at Central Washington University in 2010-11.

Before hitting the collegiate coaching ranks, Clinesmith enjoyed a record-setting basketball career. She was tabbed the Washington State 3A Player of the Year while at Mead and went on to become one of the most accomplished guards ever to play at UC Santa Barbara. She finished her college career second in UC Santa Barbara history in assists (647) and fourth in scoring (1,565 points).

Clinesmith led the Gauchos to four-straight NCAA Tournament appearances and earned All-Big West honors three times, starting with her sophomore season, and was named to the Big West All-Freshman Team as a rookie. The Gauchos won the Big West Tournament titles in each of her four seasons and Clinesmith was tabbed the Big West Tournament Most Valuable Player in 2000.

After her collegiate career, Clinesmith was drafted by the Sacramento Monarchs in the second round of the 2000 WNBA Draft and spent two seasons playing for Sacramento before joining the Detroit Shock in 2002. She went on to play with the Springfield Sprint of the National Women's Basketball League (NWBL) and the Gigantes de Carolina in Puerto Rico.

Clinesmith graduated from UC Santa Barbara in 2000 with a bachelor of arts degree in sociology. She has been a certified strength and conditioning coach since 2004.



ASSISTANT COACH CRAIG FORTIER

10th YEAR - CAL STATE-MONTEREY BAY, 2003

Fortier joined the Gonzaga women's basketball staff on May 5, 2014, rounding out head coach Lisa Fortier's staff hires. Craig, Lisa's husband, brought over a decade of coaching experience with him to Gonzaga, including three seasons as the associate head coach of the Eastern Washington men's basketball team.

Fortier had also previously spent time as a graduate assistant for Gonzaga's men's basketball team from 2004-06; during that same time, Lisa served as the coordinator of basketball operations for GU's women's team.

Working primarily with the posts, he has tutored 13 all-conference forwards including eight first team selections and the first-ever WCC Sixth Woman of the Year (Melody Kempton, 2021). Fortier has mentored two WCC Player of the Year honorees in Jenn Wirth (2021) and Jill Barta (2018). Wirth, a two-time First Team All-WCC selection, collected multiple postseason awards, including Honorable Mention AP All-America and DI-AAA ADA Scholar Athlete honors, finishing her career ranked 22nd all-time in scoring with 1,051 points and 8th all-time in rebounding with 685. Barta, who was a three-time First Team All-WCC selection in three seasons, became just the third Zag in program history to do that. Barta finished seventh all-time with 1,620 points and 11th all-time with 652 rebounds. She was drafted into the WNBA after three seasons on the court at Gonzaga. Under his tutelage, Zykeria Rice, Kiara Kudron and Sunny Greinacher were also selected First Team All-WCC. Rice also joined Barta in the WNBA ranks, earning a training camp spot with the Seattle Storm in 2019.

While at Eastern Washington, Fortier helped direct the Eagles' defense, and in 2013-14, EWU finished in the top three in the Big Sky in three different categories, including blocked shots (1st; 4.3), field goal percentage defense (2nd; 44.6) and three-point field goal percentage defense (3rd; 34.5). The Eagles also had top three season in school history in turnovers per game, averaging 12.0 in 2013-14, 13.4 in 2012-13 and a school best 11.8 in 2011-12.

Prior to his time with the Eagles, Fortier was instrumental in helping the Whitworth men's basketball program reach new heights. In 2010-11, Fortier helped the Pirates advance to the NCAA Division III Sectional Final (Elite Eight) for the first time in program history.

Whitworth ended that season with an impressive 28-2 mark, also a program record.

Fortier's experience also includes a one-year stint as an administrative assistant for the men's basketball team at Colorado State University and a one-year stint and the assistant men's basketball coach for his alma mater, Cal State Monterey Bay.

He graduated from Cal State Monterey Bay in 2003 with a degree in human connection. He earned his master's degree in sport and athletic administration from Gonzaga in 2006.

Fortier has been married to Lisa since 2006 and they have two sons Marcus (2010) and Calvin (2012), and a daughter, Quincy (2014).



ASST. COACH/ VIDEO COORDINATOR - HAIDEN PALMER**SECOND YEAR - GONZAGA, 2014**

Former Gonzaga standout Haiden Palmer is returning to the Gonzaga Women's Basketball Program as the Bulldogs' video coordinator.

"We are so excited to welcome Haiden back to Gonzaga," head coach Lisa Fortier said. "She is a great role model and is going to make such a great impact on our players being able to share personal experiences she has had as an athlete and a professional. She made great contributions to our program in her years here as a player and we are thrilled to add her to our staff."

Palmer was selected in the third round (29th overall) in the 2014 WNBA Draft by the Indiana Fever. She became the fifth player in Zag women's basketball history to be drafted by the WNBA. Palmer played the 2014 Preseason schedule with the Fever before being released. Since then, she has played professionally with Team USA in the Four Nations International Basketball Tournament and began playing overseas in 2014 with Mayaguez in Puerto Rico. She moved to Netanya in Israel in 2014-15, then Snaefell in Iceland in 2015-16, Herne TC in Germany in 2016-17, and Wasserburg, also in Germany, in 2017-18. Overall, Palmer has spent the last eight seasons playing basketball professionally overseas and has won three league championships and three cup

championships.

During her senior season at GU, she led the team in points (15.1), rebounds (5.5) and steals per game (3.0), while also dishing out 2.6 assists per game. Palmer, named All-WCC for the third-consecutive year her senior year, scored in double-figure points in 27 of 34 contests, including six games with 20 or more points. She registered three double-figure rebounding games and had two double-doubles. She was named Associated Press All-American honorable mention, becoming the fourth Zag in school history to earn the accolade.

"I am excited to be back at Gonzaga," Palmer said. "This university and the community as a whole changed my life. I am looking forward to making an impact and learning from the elite coaches I get to work with."

Palmer graduated from Gonzaga with a Bachelor's degree in Sports Management. She went on to earn her Master's in Communication and Leadership at GU as well.

**ASST. COACH/ DIR. OF PLAYER DEVELOPMENT- ERIKA BEAN****FIRST YEAR - GONZAGA, 2022**

Thanks to new NCAA coaching rules, Erika Bean has been designated to a new role after being part of the Gonzaga women's basketball program for multiple seasons. Bean has been named an assistant coach and the director of player personnel after serving as a graduate assistant for the program.

Bean has served as a graduate assistant for the last two years for the Zags and earned her Master's in Sport and Athletic Administration this past May.

"Erika has made an immediate impact on our program since she arrived two years ago," Fortier said. "She's an amazing relationship builder and someone who naturally values people the way we do at Gonzaga. She has all the tools to make a bigger and bigger impact on our staff, and I'm thrilled she's moving into this new role."

Prior to coming to Gonzaga, Bean played four years at the University of Utah and graduated with a degree in Kinesiology before playing professionally overseas. She currently ranks No. 4 all-time at Utah in career assists and played in 126 career games with 91 career starts. During her senior year, she ranked third in the Pac-12 and 19th nationally in assists per game with 5.7 as she started all 30 games at point guard.

"Gonzaga is truly a special place," Bean said. "These past two years have been an incredible experience working alongside a remarkable coaching staff and student-athletes. I am extremely grateful to Coach Lisa and the administration for the opportunity to continue to be a part of the program in this new role."

DIRECTOR OF OPERATIONS - SHANNON DONEGAN

FIRST YEAR - TEMPLE, 2012

Women's basketball head coach Lisa Fortier has announced the hiring of Shannon Donegan as the director of operations for the team.

"Having Shannon back at Gonzaga is a huge win for the department and for me," Fortier said. "She is someone who cares deeply about the quality and commitment of the program, and I trust her as much as anyone I've worked with. Basketball has an amazing way of bringing people back into your life, and we are thankful that is the case with Shannon."

Donegan is most recently coming from The College of New Jersey as an assistant coach starting in 2021-22. Donegan joined the Lions after serving time at Eastern Washington, Gonzaga, and Saint Mary's over the course of the last eight years.

Prior to TCNJ, Donegan served as an assistant coach at Eastern Washington University for a year after three seasons at Gonzaga as the director of operations.

At GU, Donegan helped guide the Bulldogs to an 84-14 overall record, two trips to the NCAA tournament and three West Coast Conference regular season championships. Working with head coach Lisa Fortier, Donegan also helped coach 13 All-WCC Team honorees including two Player of the Year recipients.

Before her time with the Bulldogs, she had a four-year stint at Saint Mary's College of California where she was the director of women's basketball operations and the video coordinator.

Donegan began her coaching career in 2011 at Germantown Friends High school in Philadelphia, Pa., as the girls' varsity coach where she helped improve the team's league record from 6-12 overall to 11-6.

She earned her B.S. in Athletic Training in May of 2012 from Temple University before moving on to get her Master's in Sport Management from the University of San Francisco in May of 2015.

"I am beyond grateful for the opportunity to re-join Lisa and the Gonzaga family!" Donegan said. "The standard of success and atmosphere in The Kennel proves why it is one of the most special places in the country. Lisa is a talented coach, incredible leader, and outstanding role model for her student-athletes. I look forward to returning to the exceptional basketball community she continues to cultivate here in Spokane. Zag Nation, let's go!"





0 ESTHER LITTLE

G \ 6-2 \ JR
Ipswich, England
Ipswich Basketball Academy (IBA)

SOPHOMORE (2022-23):

Appeared in 31 games, and started four this season for the Zags... Improved her season averages in every major statistical category this year... Played a total of 493 minutes this season, including a career-high 33 minutes against Portland... Grabbed 82 total rebounds, including 26 offensive rebounds, this year... Led the Zags in field goal percentage at 60 percent, which was also a career-high... Scored a career-high 12 points against Portland.

FRESHMAN (2021-22)

Saw action in 15 games this season, including a career-high nine minutes against Pacific...Earned a season-high two steals against Idaho State.

IPSWICH BASKETBALL ACADEMY: Has been a national team member at every age group in England, and she has logged more than 50 games of international play to date ... For the past two seasons, Little has played at the senior women's level in England ... Won the U16 and senior women's National Cups with Ipswich, along with several divisional titles in the National Basketball League ... Set a new British record in rebounds at an individual tournament after averaging 12.1 per game in Skopje, Macedonia, and in 2018 she was named the Women's Elite Academy Basketball League Player of the Week after scoring 11 points and hauling in 19 rebounds in a 49-46 victory for Copleston ... Last season, Little averaged 15.5 points, 19.5 rebounds, and 6.8 assists.



SEASON	TEAM	GP-GS	MIN/AVG	Field Goals		3-Point		F-Throws		Rebounds				Scoring						
				FG-FGA	FG%	3FG-3FGA	3FG%	FT-FTA	FT%	OFF	DEF	TOT	AVG	PF	FO	A	TO	BLK	STL	PTS
2021-22	Gonz	15-0	73/4.9	1-3	.333	0-0	.000	1-2	.500	2	5	7	0.5	5-0	1	6	0	2	3	0.2
TOTAL		15-0	73/4.9	1-3	.333	0-0	.000	1-2	.500	2	5	7	0.5	5-0	1	6	0	2	3	0.2



1

DESTINY BURTON

F \ 6-0 \ SR
Wichita, Kansas
Panola College

JUNIOR (2022-23):

In her first season with the Zags, Burton performed in 28 total games, starting two of them... Played a season-high 32 minutes against Queens, and played 304 minutes in total this year... Scored a season-high eight points against Loyola Marymount... Shot 75 percent in 23 minutes against No. 2 Stanford.

Burton comes from Panola College, where she started in 28 games and played in 49 overall. She averaged 8.4 points and 6.2 rebounds a game in her two years with the program. In her last season with the team, she helped the team go 21-8 overall and 12-6 in the conference. In her two years at Panola, Burton scored in double figures 20 times with her career high performance of 19 against Blinn College on Dec. 7, 2021.

Coach Fortier on Burton: We are so excited to welcome Destiny to our program. Her physicality and energy are going to be a perfect addition to our front court. She is experienced and has had great success in a variety of different ways offensively. She is a great student and teammate and fits in well with our team. Welcome to the family, Destiny!



CAREER STATISTICS - PANOLA COLLEGE

Season	GP-GS	Total		3-Point		F-Throws		Rebounds			Scoring				
		FG-FGA	Pct	FG-FGA	Pct	FT-FTA	Pct	Off-Def	Tot	Avg	Ast	TO	Blk	Stl	Pts/Avg
2020-21	20-10	67-116	.578	0-1	.000	41-55	.745	61-65	126	6.3	6	18	15	9	175-8.8
2021-22	29-18	97-197	.492	0-0	.000	43-51	.843	46-131	177	6.1	14	17	10	10	237-8.2

CAREER STATISTICS - GONZAGA

SEASON	TEAM	GP-GS	MIN/AVG	Field Goals		3-Point		F-Throws		Rebounds				Scoring						
				FG-FGA	FG%	3FG-3FGA	3FG%	FT-FTA	FT%	OFF	DEF	TOT	AVG	PF-FO	A	TO	BLK	STL	PTS	AVG
2022-23	Gonz	28-2	294/10.5	20-43	.465	0-0	.000	12-18	.667	22	29	51	1.8	17-0	13	17	1	4	52	1.9
TOTAL		28-2	294/10.5	20-43	.465	0-0	.000	12-18	.667	22	29	51	1.8	17-0	13	17	1	4	52	1.9



3

PAYTON MUMA

G \ 5-8 \ R-SO
Highlands Ranch, Colo.
Highlands Ranch HS

SOPHOMORE (2022-23)

Participated in 29 games for the Zags, and logged 228 minutes played this season... Against Queens, recorded a career-high seven points in 28 total minutes played... Shot 39.5 percent from the field and 29.4 percent from three this season... Ended the season with 27 assists and 20 rebounds on the year.

FRESHMAN (2021-22)

Redshirted

HIGH SCHOOL

Had a stellar junior season with Highlands Ranch, leading the Falcons to a 21-6 overall record and a trip to the Final Four of the state tournament for the second-straight season ... Was selected All-State in 2020 after averaging 15.2 points, 4.1 assists, 3.1 steals and 2.9 rebounds per game ... Was ranked as the No. 2 player in the state of Colorado for the class of 2021 by Prep Girl Hoops.



			Field Goals		3-Point		F-Throws		Rebounds				Scoring							
SEASON	TEAM	GP-GS	MIN/AVG	FG-FGA	FG%	3FG-3FGA	3FG%	FT-FTA	FT%	OFF	DEF	TOT	AVG	PF-FO	A	TO	BLK	STL	PTS	AVG
2022-23	Gonz	30-0	229/7.6	18-44	.409	6-18	.333	1-6	.167	2	19	21	0.7	25-0	25	21	1	12	43	1.4
TOTAL		30-0	229/7.6	18-44	.409	6-18	.333	1-6	.167	2	19	21	0.7	25-0	25	21	1	12	43	1.4



4

CLAIRE O'CONNOR

G \ 6-0 \ FR
 Bellevue, Wash.
 Lakeside

O'Connor comes from Lakeside High School and is going into her fourth year on the varsity team. In her time so far on the team, she has averaged 25 points, 10 rebounds, four assists, and two blocks, per game.

With her impressive performance on the court, she has been named Metro League MVP, First Team All-Metro League, First Team All-State and an Under Armour Future 60 selection. She has also been the captain for three years for the varsity team.

In the first round of the 3A State Tournament last year, O'Connor scored a game-high 22 points and grabbed 17 rebounds to help defeat No. 8 Lincoln of Tacoma as Lakeside was seeded at No. 9.

In the classroom, O'Connor has maintained a 4.0 GPA going into her senior year of high school.

Coach Fortier on O'Connor: "We are really excited to add Claire to the roster. She is a very versatile offensive player, who can score all over the court. She has great work ethic and is highly driven to succeed. Claire excels in all of the off the court areas that are going to make her a perfect fit for our team. Welcome to the family, Claire!"



5

MAUD HUIJBENS

F \ 6-3 \ JR

Hilversum, Netherlands

Syracuse

SOPHOMORE (2022-23):

Battling an injury throughout the year, appeared in 12 games this season for Gonzaga... Played a career-high 198 minutes this year, averaging 16.5 minutes per game... Maintained a free throw percentage of 77.8 percent, which was an improvement of nearly 15 percent from her freshman season... Grabbed 20 offensive and 41 total rebounds this season... Scored a season-high six points twice this season, including against Wyoming and Louisville.

2021-22 FRESHMAN

During her freshman season, Huijbens appeared in 21 games and played 129 total minutes... Scored a career-high 12 points, and played a career-high 12 minutes, in Gonzaga's game against Pepperdine this year... On the season, Huijbens shot 47.8 percent from the field and 64.3 percent from the charity stripe... Finished the year with 28 total rebounds and 31 total points.

HIGH SCHOOL/SYRACUSE

Huijbens was injured in her first season at Syracuse and saw action in a single game against Miami on Jan. 17. Prior to arriving at Syracuse, Huijbens was the No. 12-ranked post player in the class of 2020. A long-time member of the Netherlands National Team, she averaged 11.9 points, 6.5 rebounds and 0.5 assists at the U18 Women's European Championship in Skopje (Division B). The Hilversum, Netherlands, native also participated in Basketball Without Borders, organized by FIBA and the NBA



SEASON	TEAM	GP-GS	MIN/AVG	FG-FGA	FG%	3FG-3FGA	3FG%	FT-FTA	FT%	OFF	DEF	TOT	AVG	PF-FO	A	TO	BLK	STL	PTS	AVG
2020-21	SU	1-0	2/2.3	0-0	.000	0-0	.000	0-0	.000	0	1	1	1.0	0-0	1	0	0	0	0	0.0
2021-22	Gonz	21-0	130/6.2	11-23	.478	0-0	.000	9-14	.643	9	19	28	1.3	15-0	5	13	1	4	31	1.5
2022-23	Gonz	13-0	216/16.6	18-43	.419	0-0	.000	9-11	.818	21	24	45	3.5	28-0	8	21	3	6	45	3.5
TOTAL FOR Gonz		34-0	346/10.2	29-66	.439	0-0	.000	18-25	.720	30	43	73	2.1	43-0	13	34	4	10	76	2.2
TOTAL		35-0	348/9.9	29-66	.439	0-0	.000	18-25	.720	30	44	74	2.1	43-0	14	34	4	10	76	2.2



10

CALLI STOKES

G \ 5-11 \ R-SO
Redondo Beach, Calif.
Redondo

HONORS

2023 ALL-WCC FRESHMAN TEAM

REDSHIRT FRESHMAN (2022-23):

Performed in 29 total games this year, and started in Gonzaga's game against Stephen F. Austin... Logged a career-high 30 minutes against Pepperdine, and played 543 total minutes this year... Scored 112 total points this season, including a career-high 11 points against UC Davis... Ended fifth in total rebounds for Gonzaga, with 111 rebounds on the year... Tallied 23 assists and 15 steals this year.

FRESHMAN (2021-22)

Redshirted

HIGH SCHOOL

One of the top guard/forward combos in Southern California ... According to MaxPreps, she ranked 76th among all women's basketball recruits in California ... Had a career-high of 37 points in high school ... Averaged 21 points per game, 11.5 rebounds per game, 3.5 steals per game and 3 assists per game ... Was a State Champion in 2018 and a First-Team All-State in 2018, 2019 and 2021 ... Chosen as the Daily Breeze Player of the Year in 2021 ... Was named to the Bay League 1st team in 2018 through 2021 ... Named Bay League's Most Valuable Player in 2021.



				Field Goals		3-Point		F-Throws		Rebounds				Scoring						
SEASON	TEAM	GP-GS	MIN/AVG	FG-FGA	FG%	3FG-3FGA	3FG%	FT-FTA	FT%	OFF	DEF	TOT	AVG	PF-FO	A	TO	BLK	STL	PTS	AVG
2022-23	Gonz	30-1	553/18.4	46-111	.414	2-16	.125	17-31	.548	31	81	112	3.7	55-1	23	20	1	15	111	3.7
TOTAL		30-1	553/18.4	46-111	.414	2-16	.125	17-31	.548	31	81	112	3.7	55-1	23	20	1	15	111	3.7



11

KAYLEIGH TRUONG

G / 5-8 / GR
Houston, Texas
Jersey Village

Loyola Marymount...shot 36.2 percent from the floor...named to the WCC All-Freshman Team.

HIGH SCHOOL

Graduated 2019 from Jersey Village High School in Houston, Texas... led the Falcons to a District 17-6A championship with a 33-3 overall record her senior season with a perfect 16-0 record in district play... averaged 16.5 points, 6.1 rebounds, 3.4 assists and 2.6 steals per game her senior season... finished in double-figures 24 times her senior season with 10 20-point performances and one 31-point effort... averaged 18.8 points, 2.6 assists, 5.4 rebounds and 2.7 steals per game for her high school career... three-time First Team All-District 17-6A performer... twice named to the All-Greater Houston Preseason Team (2017-18; 2018-19)... also participated in the 2018 USA Basketball Women's U17 World Cup Team Trials in May 2018... ranked by ESPN as the 28th best point guard in the nation... McDonald's All-American nominee... also a three-time CFISD First Team Academic All-District performer.

HONORS

2022 ALL-WCC FIRST TEAM

2021 ALL-WCC HONORABLE MENTION

2020 ALL-WCC FRESHMAN TEAM

SENIOR (2022-23):

Having missed 23 games due to injury, saw action in 10 games and started four of them this season for the Zags... Played a career-high 39 minutes against Louisville, when she earned five assists and grabbed a season-high five rebounds... Shot a perfect 100 percent from the field, and scored six points, in her return from injury against San Diego... Averaged a career-high 1.8 steals per game this year

JUNIOR (2021-22)

Started 28 games, and appeared in 31 total games, this season for the Bulldogs... Earned a career-high 11 assists in Gonzaga's game against Pepperdine... Scored a season-high 20 points against Nebraska in the First Round NCAA Women's Basketball Tournament... In 751 total minutes this year, Kayleigh increased her points and assists per game averages, while also improving her career field goal percentage and free throw percentage... Kayleigh scored 347 total points this season, which nearly matched the 380 total points she scored in the past two seasons combined.

SOPHOMORE (2020-21)

Saw action in all 27 games for the Bulldogs, starting 26 at guard... led the Zags in assists and ranked third in the West Coast Conference in assists per game with 4.1... logged 12 games on the season with at least five assists... dished out a career-high nine assists at Saint Mary's, two days after delivering a then-career-high eight assists at Pacific... ranked fourth on the team in scoring at 7.8 points per game, shooting 38.9 percent from the floor... carried a 1.9 assist-to-turnover ratio... scored in double-figures eight times on the season.

FRESHMAN (2019-20)

Played in 28 games, starting in eight... scored a season-high 18 points in her collegiate debut against CSU Bakersfield, going 4-6 from beyond the arc... dished out a season-high seven assists against Texas Southern... blocked four shots on the season... played a season-high 31 minutes at



CAREER STATISTICS

SEASON	TEAM	GP-GS	MIN/AVG	Field Goals		3-Point		F-Throws		Rebounds				Scoring						
				FG-FGA	FG%	3FG-3FGA	3FG%	FT-FTA	FT%	OFF	DEF	TOT	AVG	PF-FO	A	TO	BLK	STL	PTS	AVG
2019-20	Gonz	28-8	604/21.6	54-149	.362	27-73	.370	34-44	.773	13	43	56	2.0	39-0	76	57	4	31	169	6.0
2020-21	Gonz	27-26	666/24.7	75-193	.389	31-90	.344	30-43	.698	7	53	60	2.2	45-0	110	59	0	29	211	7.8
2021-22	Gonz	31-28	752/24.3	112-260	.431	40-115	.348	83-100	.830	14	66	80	2.6	53-1	117	83	0	32	347	11.2
2022-23	Gonz	10-4	216/21.6	23-70	.329	10-31	.323	14-18	.778	9	9	18	1.8	13-0	28	17	1	18	70	7.0
TOTAL		96-66	2238/23.3	264-672	.393	108-309	.350	161-205	.785	43	171	214	2.2	150-1	331	216	5	110	797	8.3



12

ELIZA HOLLINGSWORTH

F / 6-2 / GR
Melbourne, Australia
St. Leonard's College

Australian Championships...helped Vic Metro to gold medal finishes in 2016 and 2018 with a bronze in 2017...averaged 11.3 points and 9.8 rebounds per game shooting 44.0 percent from the floor and 91.9 percent from the charity strip during Vic Metro's 2018 gold medal run...played junior basketball with the Victorian Junior Basketball League for the Knox Raiders, Melbourne Tigers and Sandringham, winning a Victorian Championship.

AUSTRALIAN NATIONAL TEAM

Represented Australia on both the U16 and U17 national teams...helped Australia to a gold medal at the Asian Championships in Bengaluru, India...led Australia to a bronze medal finish at the Under 17s World Championships in Minsk, Belarus in 2018.

REDSHIRT JUNIOR (2022-23):

Performed and started 27 games this season for Gonzaga...Averaged 5.1 rebounds and 8.6 points per game, which are both career-highs...Finished the year shooting 38.2 percent from three, which is the third-best percentage on the team...Grabbed the second-most offensive and total rebounds this season for Gonzaga, ending with 54 offensive and 138 total rebounds on the year...Tallied a career-high in total minutes, with 682, and minutes per game, with 25.3, this season

REDSHIRT SOPHOMORE (2020-21)

Appeared in 32 games this season for the Zags, logging 364 total minutes this season...In Gonzaga's game against Utah, Eliza grabbed a career-high seven rebounds and tied a season-high 23 minutes played...Improved her points and rebounds per game averages while shooting 37.6 percent from the field and 34.1 percent from the three point line...Saw action in both NCAA Women's Basketball Tournament games.

REDSHIRT FRESHMAN (2020-21)

Sat out the first half of the season due to injury...saw action in 10 games in her debut season, scoring 24 points to average 2.4 points per game...added 1.0 rebounds per contest...netted a season-high eight points against Pepperdine on Feb. 25, finishing 3-of-4 from the floor and 1-of-2 from long range...was 10-of-15 from the floor on the season to shoot 66.6 percent...was also 3-of-6 from beyond-the-arc to shoot 50.0 percent.

FRESHMAN (2019-20)

Redshirted.

AUSTRALIA

Attended St. Leonard's College in Melbourne, Australia...was also a scholarship holder at the Mentone Grammar School in Melbourne and Radford College in Canberra...completed Year 12 ATAR with high distinction...played for Basketball Victoria, completing the National Intensity Program in 2016 followed by the National Performance Program in 2017...was also a scholarship holder at the Basketball Australia Centre of Excellence, graduating in 2018...averaged 4.8 points and 6.2 rebounds per contest...also played for Vic Metro out of Victoria for three seasons...represented Vic Metro at the 2016, 2017 and 2018



CAREER STATISTICS

SEASON	TEAM	GP-GS	MIN/AVG	Field Goals		3-Point		F-Throws		Rebounds				Scoring				PTS	
				FG-FGA	FG%	3FG-3FGA	3FG%	FT-FTA	FT%	OFF	DEF	TOT	AVG	PF-FO	A	TO	BLK		STL
2020-21	Gonz	10-0	37/3.7	10-15	.667	3-6	.500	1-1	1.000	3	7	10	1.0	7-0	0	3	1	1	24
2021-22	Gonz	32-0	368/11.5	38-101	.376	14-41	.341	27-34	.794	27	42	69	2.2	28-1	6	21	6	9	117
2022-23	Gonz	26-26	683/26.3	81-197	.411	26-67	.388	43-56	.768	53	82	135	5.2	44-0	30	45	16	21	231
TOTAL		68-26	1088/16.0	129-313	.412	43-114	.377	71-91	.780	83	131	214	3.1	79-1	36	69	23	31	372



13

NAYA OJUKWU

F / 6-0 / FR
 Meridian, Idaho
 Mountain View/Utah

Ojukwu played in four games during her freshman year at Utah. She averaged 5.3 minutes, 3.3 points and 2.3 rebounds per contest. She scored a career-high 10 points at Mississippi Valley State, going 5-of-7 from the field and pulled down a career-high five rebounds. After receiving a hardship waiver from the NCAA, Ojukwu will be a true freshman coming into Gonzaga.

In high school, Ojukwu was the 2020-21 Idaho Gatorade Player of the year and MaxPreps Idaho Player of the Year. She earned 2021 State Tournament MVP honors and was a three-time Class 5A All-State honoree. Ojukwu led Mountain View High School to two-straight Idaho Class 5A State Titles and averaged 24.2 points and 10 rebounds, per game as a junior.

Coach Fortier on Ojukwu: Naya is a great athlete, and has a diverse skill set. She is capable of playing multiple positions for us and will be able to score from all areas of the floor. Naya has an easy personality, and a drive to work that will help her fit in right away. We are really excited to welcome her to the family!

CAREER STATISTICS

				Field Goals		3-Point		F-Throws		Rebounds				Scoring						
SEASON	TEAM	GP-GS	MIN/AVG	FG-FGA	FG%	3FG-3FGA	3FG%	FT-FTA	FT%	OFF	DEF	TOT	AVG	PF-FO	A	TO	BLK	STL	PTS	AVG
2022-23	Utah	4-0	22/5.5	6-16	.375	0-2	.000	1-3	.333	4	5	9	2.3	6-0	0	3	0	1	13	3.3
TOTAL FOR Gonz		0-0	0/0.0	0-0	.000	0-0	.000	0-0	.000	0	0	0	0.0	0-0	0	0	0	0	0	0.0
TOTAL		4-0	22/5.5	6-16	.375	0-2	.000	1-3	.333	4	5	9	2.3	6-0	0	3	0	1	13	3.3



14

KAYLYNNE TRUONG

G / 5-8 / GR
Houston, Texas
Jersey Village

Saw action in all 31 games for the Zags...scored a season-high nine points on three occasions...recorded five steals at Portland...18 made threes on the year...shot 43.9 percent from beyond-the-arc to lead the Zags...played a season-high 25 minutes at Pepperdine.

HIGH SCHOOL

Graduated 2019 from Jersey Village High School in Houston, Texas... led the Falcons to a District 17-6A championship with a 33-3 overall record her senior season with a perfect 16-0 record in district play... named the District 17-6A Most Valuable Player after averaging 19.5 points, 4.2 rebounds, 4.5 assists and 3.2 steals per game her senior season...finished in double-figures every game during the 2018-19 season with 15 20-point performances and one 31-point effort...averaged 19.5 points, 4.5 assists, 4.2 rebounds and 3.2 steals per game for her high school career...three time First Team All-District 17-6A performer and was twice named to the All-Greater Houston Preseason Team (2017-18; 2018-19)...was selected as the District 17-6A Newcomer of the Year in 2016...also collected TABC Girls All-Region Class 6A Region 3 honors in 2018...participated in the 2018 USA Basketball Women's U17 World Cup Team Trials in May 2018...ranked by ESPN as the 28th best point guard in the nation...three-time CFISD First Team Academic All-District 17-6A.

HONORS

- 2023 AP ALL-AMERICAN HONORABLE MENTION**
- 2023 ALL-ACADEMIC WCC TEAM**
- 2023 CSC ACADEMIC ALL-DISTRICT TEAM**
- 2023 WCC PLAYER OF THE YEAR**
- 2023 ALL-WCC FIRST TEAM**
- 2X WCC PLAYER OF THE WEEK IN 2022-23**
- 2022 WCC ALL-TOURNAMENT TEAM**
- 2021 WAHINE SHOWDOWN TOURNAMENT MVP**
- 2021 WCC ALL-ACADEMIC HONORABLE MENTION**

SENIOR (2022-23):

Appeared in and started every game this season for Gonzaga...Played 1099 total minutes and averaged 32.3 minutes per game this season, which both led the Zags and were career-highs...Led the team with 172 assists on the year, which is also the seventh-most assists in a single season in Gonzaga women's basketball history...Ranked second on the team in free throw percentage, with 83.2 percent, three point percentage, with 42.5 percent, and points per game, with 15.9, this year...Set new career-highs in points scored, rebounds, assists, blocks, and steals this season...Dropped a career-high 27 points against San Francisco, shooting an impressive 50 percent from the field and 53.8 percent from three...Broke the record for most three pointers made in a single season with 94.

SOPHOMORE (2020-21)

Played in all 27 games, starting one...ranked second on the team in assists per game with 3.0...recorded a career-high nine against Pacific on Jan. 4...had at least four assists in 12 contests on the year...averaged 4.1 points per game for the Zags...reached double figures against Eastern Michigan on Dec. 20 with 11, finishing a perfect 4-of-4 from the floor and 2-for-2 from long range...shot 33.3 percent from beyond-the-arc, finishing 22-of-66 for the season...was 35.5 percent from the floor and 86.7 percent from the charity stripe...played a season-high 30 minutes in the WCC Championship against BYU, scoring eight points with two assists, two steals and two rebounds...carried a 1.7 assist-to-turnover ratio on the year.

FRESHMAN (2019-20)



CAREER STATISTICS

SEASON	TEAM	GP-GS	MIN/AVG	Field Goals			3-Point		F-Throws		Rebounds				Scoring					
				FG-FGA	FG%	3FG-3FGA	3FG%	FT-FTA	FT%	OFF	DEF	TOT	AVG	PF-FO	A	TO	BLK	STL	PTS	AVG
2019-20	Gonz	31-0	446/14.4	40-94	.426	18-41	.439	14-23	.609	11	29	40	1.3	22-0	53	33	1	24	112	3.6
2020-21	Gonz	27-1	469/17.4	38-107	.355	22-66	.333	13-15	.867	10	42	52	1.9	32-0	81	47	1	20	111	4.1
2021-22	Gonz	34-7	826/24.3	113-284	.398	53-151	.351	75-84	.893	15	58	73	2.1	46-0	115	73	2	33	354	10.4
2022-23	Gonz	33-33	1067/32.3	170-411	.414	94-223	.422	86-103	.835	13	80	93	2.8	60-1	166	97	3	51	520	15.8
TOTAL		125-41	2808/22.5	361-896	.403	187-481	.389	188-225	.836	49	209	258	2.1	160-1	415	250	7	128	1097	8.8

2023-24 GONZAGA WOMEN'S BASKETBALL RECORD BOOK



15

YVONNE EJIM

F \ 6-0 \ SR
Calgary, Alberta
Edge School

HONORS

- 2023 BECKY HAMMON PLAYER OF THE YEAR FINALIST**
- 2023 CSC ACADEMIC ALL-DISTRICT TEAM**
- 2023 ALL-ACADEMIC WCC TEAM**
- 2023 ALL-WCC FIRST TEAM**
- 3X WCC PLAYER OF THE WEEK IN 2022-23**
- 2022 WCC SIXTH WOMAN OF THE YEAR**
- 2022 ALL-WCC SECOND TEAM**
- 2021 WCC ALL-TOURNAMENT TEAM**
- 2021 ALL-WCC FRESHMAN TEAM**

JUNIOR (2022-23):

Started and played in every game this season for the Zags... Scored a team-high 569 points this season, including a career-high 32 points against Queens... Led the Zags in field goals made, free throws made, and points scored per game this year... Also earned a team-high 31 blocks, and had the second-most steals this season, ending with 49 steals on the year... Grabbed a career-high 110 offensive and 283 total rebounds this season, which led the Zags and is also the fifth-most total rebounds grabbed in a single season in Gonzaga women's basketball history... Set new career-highs in minutes played, average minutes per game, three point percentage, rebounds, assists, steals, and points scored this season... Improved her free throw percentage by 10 percent, and increased her assists per game from last season.

SOPHOMORE (2021-22)

Saw action in every game this season and had her first career start in Gonzaga's game against San Francisco... Set a career-high in points, assists, rebounds, steals, and blocks per game averages this season... Played a total of 705 minutes... Had two double-doubles this season, including Gonzaga's games against Portland and San Francisco... Improved her free throw percentage by over 15 percent this season... Scored 342 total points and earned 189 total rebounds on the season... In the NCAA Women's Basketball Tournament, Yvonne shot 70 percent from the field and 92.9 percent from the free throw line... Was named the WCC Sixth Woman of the Year for the 2021-22 season.

FRESHMAN (2020-21)

Saw action in 25 games in her first season as a Zag, averaging 3.7 points per game and 2.1 rebounds in an average of 6.5 minutes per game... scored at least five points on nine different occasions, finishing in dou-

ble-figures twice... was named the West Coast Conference Freshman of the Week after averaging 8.5 points per game on the road at Santa Clara and San Francisco... at SCU, went 2-for-3 from the floor with two boards in 16 minutes of play for seven points... followed it up with 10 points at San Francisco in 15 minutes, finishing a perfect 5-of-5 from the floor with three rebounds... was instrumental in Gonzaga's come-from-behind buzzer-beating victory over BYU in the WCC Tournament Championship... finished with 13 points and nine rebounds, including a pivotal offensive rebound with less than a second remaining to give the Zags possession... named to the WCC All-Tournament Team for her efforts.

HIGH SCHOOL

Graduated from the Edge School in June 2020... was a multi-sport athlete in high school, playing both basketball and volleyball... named Miss Basketball Alberta following her junior season after averaging 24.8 points per game on 56.4 percent shooting to go along with 15.5 rebounds, 3.5 assists and 4.3 steals per game... three-time Most Valuable Player selection (2017, 2018, 2020)... averaged 22.0 points per game shooting 55.4 percent from the floor to go along with 13.7 rebounds per game her sophomore season... graduated with a 3.61 GPA while earning multiple academic honors including the Mountaineer Award and the Principal's List.

INTERNATIONAL

Part of the Canadian National Team... has seen action in multiple international tournaments, most recently at the 2019 FIBA U19 Women's World Cup in Thailand... while competing with the U17 Canadian National Team at the FIBA U17 Women's Basketball World



CAREER STATISTICS

		Field Goals		3-Point		F-Throws		Rebounds				Scoring								
SEASON	TEAM	GP-GS	MIN/AVG	FG-FGA	FG%	3FG-3FGA	3FG%	FT-FTA	FT%	OFF	DEF	TOT	AVG	PF-FO	A	TO	BLK	STL	PTS	AVG
2020-21	Gonz	25-0	164/6.6	40-66	.606	0-0	.000	13-24	.542	29	23	52	2.1	21-0	5	13	6	8	93	3.7
2021-22	Gonz	34-1	707/20.8	143-277	.516	0-3	.000	56-80	.700	76	113	189	5.6	95-2	36	75	42	44	342	10.1
2022-23	Gonz	33-33	908/27.5	220-412	.534	5-16	.313	109-136	.801	108	170	278	8.4	103-7	53	75	30	48	554	16.8
TOTAL		92-34	1779/19.3	403-755	.534	5-19	.263	178-240	.742	213	306	519	5.6	219-9	94	163	78	100	989	10.8



22
BRYNNA MAXWELL

G \ 6-0 \ GR
Gig Harbor, Wash.
Gig Harbor High School
University of Utah

24 points coming against Lipscomb (11/10)....Scored 15 or more points eight times, including three games with 20 or more points.

HIGH SCHOOL/UTAH

Maxwell is a two-time All-Pac-12 honorable mention and started in 63 games at Utah and played a total of 85. During her freshman year, she was named to the Pac-12 All-Freshman first-team and became the first freshman for Utah since joining the Pac-12 to earn Pac-12 All-Conference honors. She currently ranks fifth all-time in program history in threes made in a season with 83 in 2019-20. Maxwell also has scored double figures in 52 games.

In the 2021-22 season, Maxwell averaged 10.5 points and 20.5 minutes a game. She had a season-high 24 points against Lipscomb in the Ute's season opener. She also grabbed a career-high 10 rebounds against Utah Valley and was just one point shy of reaching a double double.

Maxwell had a career-high performance against Oregon State in 2020 with 34 points. Overall, she averaged 12 points and 25.6 minutes a game for the Utes. She also had 66 steals and 93 assists while grabbing 269 rebounds in her career at Utah.

In high school, she was the 3A State Player of the Year, Tacoma Tribune All-Area Player of the Year and the Gateway's Gig Harbor Female Athlete of the Year as a senior after leading her team to a state championship.

In state tournaments, she has the record in total points (83) and average points (27.7). A four-star recruit coming out of high school, she also has the school record for total points (1,968), points in a season (671 in 2019) and points in a game (48 in 2019). She averaged 26.8 points, 9.0 rebounds, 3.0 assists and 4.6 steals per game as a senior.

HONORS

- 2023 ALL-WCC FIRST TEAM
- 2023 CSC ACADEMIC ALL-DISTRICT TEAM
- 2X WCC PLAYER OF THE WEEK IN 2022-23

SENIOR (2022-23):

In her first season with the Zags, Maxwell started 28 games and saw action in 32 total games this year...Attempted and made the second-most three pointers this year, and led the Zags in three point percentage at 48.3 percent...Also led the Zags, and set a new Gonzaga women's basketball record, with a free throw shooting percentage of 93.4 percent this season...Ranked third on the team for minutes played, average minutes per game, field goal percentage, points scored, and average points per game...Scored in double-digits 23 times this season, including a season-high 26 points in 34 minutes against Pepperdine.

JUNIOR (2021-22) AT UTAH

Appeared in 33 games while making 11 starts and averaged 20.6 minutes, 10.6 points, and 3.2 rebounds per game. She was named to the Pac-12 Academic Honor Roll... Became the 30th player in program history to score 1,000 career points. Scored her 1,000th career point in the Pac-12 Tournament Championship game against Stanford....Scored in double figures in 18 games, including leading the team in scoring six times...Was an 88.5 percent (69-for-78) from the line, the second-best mark in the Pac-12 and the fifth-best mark in school history in a single season...Ranked in the top-five in the Pac-12 in free-throw percentage (88.5), three-point field goals made (68), and three-point field goals made per game (2.06)....Scored 20 or more points in Utah's first two games of the season, with a season-high



CAREER STATISTICS

SEASON	TEAM	GP-GS	MIN/AVG	Field Goals		3-Point		F-Throws		Rebounds				Scoring						
				FG-FGA	FG%	3FG-3FGA	3FG%	FT-FTA	FT%	OFF	DEF	TOT	AVG	PF-FO	A	TO	BLK	STL	PTS	AV
2019-20	Utah	31-31	824/26.6	137-291	.471	83-176	.472	50-53	.943	9	93	102	3.3	41-0	30	46	5	20	407	13
2020-21	Utah	21-21	674/32.1	76-211	.360	43-128	.336	73-79	.924	8	54	62	3.0	36-1	33	51	12	31	268	12
2021-22	Utah	33-11	683/20.7	106-267	.397	68-179	.380	69-78	.885	11	94	105	3.2	33-0	30	33	5	15	349	10
2022-23	Gonz	33-29	958/29.0	142-305	.466	87-181	.481	74-78	.949	32	93	125	3.8	54-0	32	39	4	33	445	13
TOTAL FOR Gonz		33-29	958/29.0	142-305	.466	87-181	.481	74-78	.949	32	93	125	3.8	54-0	32	39	4	33	445	13
TOTAL		118-92	3138/26.6	461-1074	.429	281-664	.423	266-288	.924	60	334	394	3.3	164-1	125	169	26	99	1469	12



31
ELLA HOPKINS

F \ 6-3 \ FR
Rochester, Minn.
Lourdes High School

Hopkins comes from Lourdes High School in Rochester, Minn. Going into her final year at Lourdes, Hopkins averaged 14 points and seven rebounds per game. She led her team to a 21-9 finish and reached the Class AA State Tournament.



35 BREE SALENBIEN

G \ 6-2 \ R-SO
Adrian, Mich.
Lenawee Christian

SOPHOMORE (2022-23)
Redshirted

FRESHMAN (2021-22)
Appeared in 29 games this season, until a leg injury sidelined her before the WCC Tournament...Played a total of 260 minutes this year, including a season-high 16 minutes against both Pacific and Wyoming...Scored a season-high 14 points, on 71.4 percent shooting, in Gonzaga's game against Pacific...Logged 75 total points and 40 total rebounds this year.

HIGH SCHOOL
Was a four-star recruit that was ranked the seventh-best guard in the nation and 44th-ranked player in her class by ESPN, as she is the highest recruit to sign with the Bulldogs in history ... Was the second-highest ranked recruit from the state of Michigan for the class of 2021 ... Named the AP Division IV Player of the Year each of the last four seasons ... Led Lenawee Christian to back-to-back Division IV state championships in 2018 and 2019 ... Was selected as the Class D Player of the Year in 2018 and was selected USA Today Second Team Michigan in 2019 ... Averaged 25.6 points per game, 11.1 rebounds per game, 4.6 assists per game, 2.7 blocks per game and 3.4 steals per game ... Named the Gatorade Player of the Year in Michigan ... Finished her high school career with 2,059 points and 920 rebounds.



CAREER STATISTICS

SEASON	TEAM	GP-GS	MIN/AVG	Field Goals			3-Point		F-Throws		Rebounds				Scoring					
				FG-FGA	FG%	3FG-3FGA	3FG%	FT-FTA	FT%	OFF	DEF	TOT	AVG	PF	FO	A	TO	BLK	STL	PTS
2021-22	Gonz	29-0	259/8.9	23-82	.280	12-44	.273	17-22	.773	11	29	40	1.4	22-0	16	32	1	12	75	2.6
TOTAL		29-0	259/8.9	23-82	.280	12-44	.273	17-22	.773	11	29	40	1.4	22-0	16	32	1	12	75	2.6



**2022-23 Gonzaga Women's Basketball
Combined Team Statistics
All games**

Game Records

Record	Overall	Home	Away	Neutral
ALL GAMES	28-5	15-0	10-2	3-3
CONFERENCE	17-1	9-0	8-1	0-0
NON-CONFERENCE	11-4	6-0	2-1	3-3

Score by Periods

Team	1st	2nd	3rd	4th	OT	TOT
Gonzaga	617	514	597	618	18	2364
Opponents	456	480	493	542	6	1977

Team Box Score

No.	Player				Total		3-Point		F-Throw		Rebounds											
		GP-GS	MIN	AVG	FG-FGA	FG%	3FG-3FGA	3FG%	FT-FTA	FT%	OFF	DEF	TOT	AVG	PF	DQ	A	TO	BLK	STL	PTS	AVG
15	EJIM, Yvonne	33-33	907:35	27.5	220-412	.534	5-16	.313	109-136	.801	108	170	278	8.4	103	7	53	75	30	48	554	16.8
14	TRUONG, Kaylynne	33-33	1067:15	32.3	170-411	.414	94-223	.422	86-103	.835	13	80	93	2.8	60	1	166	97	3	51	520	15.8
22	MAXWELL, Brynna	33-29	957:51	29.0	142-305	.466	87-181	.481	74-78	.949	32	93	125	3.8	54	0	32	39	4	33	445	13.5
12	HOLLINGSWORTH, Eliza	26-26	683:29	26.3	81-197	.411	26-67	.388	43-56	.768	53	82	135	5.2	44	0	30	45	16	21	231	8.9
24	WILLIAMS, McKayla	33-33	1017:58	30.8	99-238	.416	26-76	.342	29-36	.806	33	95	128	3.9	62	0	75	51	19	34	253	7.7
11	TRUONG, Kayleigh	10-4	216:05	21.6	23-70	.329	10-31	.323	14-18	.778	9	9	18	1.8	13	0	28	17	1	18	70	7.0
10	STOKES, Calli	30-1	552:58	18.4	46-111	.414	2-16	.125	17-31	.548	31	81	112	3.7	55	1	23	20	1	15	111	3.7
5	HUIJBENS, Maud	13-0	215:58	16.6	18-43	.419	0-0	.000	9-11	.818	21	24	45	3.5	28	0	8	21	3	6	45	3.5
1	BURTON, Destiny	28-2	294:28	10.5	20-43	.465	0-0	.000	12-18	.667	22	29	51	1.8	17	0	13	17	1	4	52	1.9
3	MUMA, Payton	30-0	229:09	7.6	18-44	.409	6-18	.333	1-6	.167	2	19	21	0.7	25	0	25	21	1	12	43	1.4
0	LITTLE, Esther	31-4	473:40	15.3	19-32	.594	0-3	.000	2-8	.250	27	57	84	2.7	54	2	21	43	16	15	40	1.3
2	RILEY, Giana	8-0	08:34	1.1	0-6	.000	0-1	.000	0-0	.000	0	0	0	0.0	1	0	0	0	2	0	0	0.0
Team											56	71	127					27				
Total		33	6625		856-1912	.448	256-632	.405	396-501	.790	407	810	1217	36.9	516	11	474	473	97	257	2364	71.6
Opponents		33	6624		725-1861	.390	190-639	.297	337-459	.734	353	677	1030	31.2	558	10	373	496	85	230	1977	59.9

Team Statistics

	GONZ	OPP
Scoring	2364	1977
Points per game	71.6	59.9
Scoring margin	+11.7	-
Field goals-att	856-1912	725-1861
Field goal pct	.448	.390
3 point fg-att	256-632	190-639
3-point FG pct	.405	.297
3-pt FG made per game	7.8	5.8
Free throws-att	396-501	337-459
Free throw pct	.790	.734
F-Throws made per game	12.0	10.2
Rebounds	1217	1030
Rebounds per game	36.9	31.2
Rebounding margin	+5.7	-
Assists	474	373
Assists per game	14.4	11.3
Turnovers	473	496
Turnovers per game	14.3	15.0
Turnover margin	+0.7	-
Assist/turnover ratio	1.0	0.8
Steals	257	230
Steals per game	7.8	7.0
Blocks	97	85
Blocks per game	2.9	2.6
Winning streak	0	-
Home win streak	15	-
Attendance	75234	15848
Home games-Avg/Game	15-5016	12-1321
Neutral site-Avg/Game	-	6-1750

Team Results

Date	Opponent	Score	Att.
11/10/2022	Long Beach St.	W 80-54	4759
11/12/2022	Southern Utah	W 91-38	4946
11/15/2022	at Wyoming	W 66-64	2077
11/19/2022	vs Louisville	Wot 79-67	421
11/20/2022	vs Marquette	L 66-70	103
11/21/2022	vs Tennessee	W 73-72	118
11/28/2022	Maine	W 62-43	4602
12/01/2022	at SFA	W 71-59	1920
12/04/2022	at Stanford	L 63-84	3731
12/06/2022	Queens (NC)	W 73-49	4304
12/11/2022	UC Davis	W 73-55	4856
12/17/2022	BYU	W 67-58	5037
12/19/2022	San Diego	W 70-59	4896
12/21/2022	Montana	W 82-67	5077
12/29/2022	at Pepperdine	W 77-63	268
12/31/2022	at LMU (CA)	W 96-51	510
01/05/2023	San Francisco	W 63-52	4823
01/07/2023	Santa Clara	W 78-61	5077
01/14/2023	at Portland	W 73-66	1167
01/19/2023	at Pacific	W 81-78	2000
01/21/2023	at Saint Mary's (CA)	W 82-57	563
01/26/2023	LMU (CA)	W 66-55	5122
01/28/2023	Pepperdine	W 67-49	5251
02/02/2023	at Santa Clara	L 72-77	408
02/04/2023	at San Francisco	W 78-56	790
02/11/2023	Portland	W 63-53	6000
02/16/2023	Pacific	W 69-58	4970
02/18/2023	Saint Mary's (CA)	W 65-51	5514
02/23/2023	at San Diego	W 73-61	420
02/25/2023	at BYU	W 58-51	1994
03/06/2023	vs BYU	W 79-64	2596
03/07/2023	vs Portland	L 60-64	3244
03/17/2023	vs Ole Miss	L 48-71	4020



**2022-23 Gonzaga Women's Basketball
Combined Team Statistics
In Conference games**

Game Records

Record	Overall	Home	Away	Neutral
ALL GAMES	17-1	9-0	8-1	0-0
CONFERENCE	17-1	9-0	8-1	0-0
NON-CONFERENCE	0-0	0-0	0-0	0-0

Score by Periods

Team	1st	2nd	3rd	4th	OT	TOT
Gonzaga	329	291	331	347	0	1298
Opponents	243	255	262	296	0	1056

Team Box Score

No.	Player			Total		3-Point		F-Throw		Rebounds												
		GP-GS	MIN	AVG	FG-FGA	FG%	3FG-3FGA	3FG%	FT-FTA	FT%	OFF	DEF	TOT	AVG	PF	DQ	A	TO	BLK	STL	PTS	AVG
14	TRUONG, Kaylynne	18-18	595:18	33.1	101-231	.437	64-135	.474	48-60	.800	6	51	57	3.2	32	1	85	47	2	29	314	17.4
15	EJIM, Yvonne	18-18	482:36	26.8	115-222	.518	3-7	.429	58-69	.841	61	91	152	8.4	54	5	33	43	17	20	291	16.2
22	MAXWELL, Brynna	18-18	541:44	30.1	77-171	.450	46-102	.451	37-40	.925	21	47	68	3.8	35	0	19	21	4	17	237	13.2
24	WILLIAMS, McKayla	18-18	551:29	30.6	60-144	.417	18-47	.383	13-18	.722	19	46	65	3.6	31	0	38	26	7	19	151	8.4
12	HOLLINGSWORTH, Eliza	14-14	350:34	25.0	40-109	.367	11-36	.306	20-27	.741	29	44	73	5.2	27	0	22	21	7	11	111	7.9
11	TRUONG, Kayleigh	2-0	31:42	15.8	5-13	.385	2-4	.500	1-2	.500	2	2	4	2.0	5	0	3	1	0	2	13	6.5
10	STOKES, Calli	17-0	347:40	20.5	29-72	.403	1-12	.083	12-19	.632	25	45	70	4.1	34	1	16	11	0	6	71	4.2
5	HUIJBENS, Maud	4-0	60:48	15.2	7-16	.438	0-0	.000	2-3	.667	9	5	14	3.5	8	0	3	5	1	3	16	4.0
1	BURTON, Destiny	17-0	174:23	10.3	15-27	.556	0-0	.000	8-10	.800	12	20	32	1.9	9	0	7	13	0	4	38	2.2
0	LITTLE, Esther	18-4	335:01	18.6	15-26	.577	0-2	.000	2-8	.250	21	45	66	3.7	39	2	14	31	11	10	32	1.8
3	MUMA, Payton	17-0	120:12	7.1	9-23	.391	5-12	.417	1-6	.167	1	9	10	0.6	12	0	15	8	1	6	24	1.4
2	RILEY, Giana	8-0	08:34	1.1	0-6	.000	0-1	.000	0-0	.000	0	0	0	0.0	1	0	0	0	2	0	0	0.0
Team											30	32	62					12				
Total		18	3600		473-1060	.446	150-358	.419	202-262	.771	236	437	673	37.4	287	9	255	239	52	127	1298	72.1
Opponents		18	3600		389-991	.393	101-352	.287	177-240	.738	182	368	550	30.6	295	7	198	261	42	116	1056	58.7

Team Statistics

	GONZ	OPP
Scoring	1298	1056
Points per game	72.1	58.7
Scoring margin	+13.4	-
Field goals-att	473-1060	389-991
Field goal pct	.446	.393
3 point fg-att	150-358	101-352
3-point FG pct	.419	.287
3-pt FG made per game	8.3	5.6
Free throws-att	202-262	177-240
Free throw pct	.771	.738
F-Throws made per game	11.2	9.8
Rebounds	673	550
Rebounds per game	37.4	30.6
Rebounding margin	+6.8	-
Assists	255	198
Assists per game	14.2	11.0
Turnovers	239	261
Turnovers per game	13.3	14.5
Turnover margin	+1.2	-
Assist/turnover ratio	1.1	0.8
Steals	127	116
Steals per game	7.1	6.4
Blocks	52	42
Blocks per game	2.9	2.3
Winning streak	6	-
Home win streak	9	-
Attendance	46690	8120
Home games-Avg/Game	9-5188	9-902
Neutral site-Avg/Game	-	0-0

Team Results

Date	Opponent		Score	Att.
12/17/2022	BYU	W	67-58	5037
12/19/2022	San Diego	W	70-59	4896
12/29/2022	at Pepperdine	W	77-63	268
12/31/2022	at LMU (CA)	W	96-51	510
01/05/2023	San Francisco	W	63-52	4823
01/07/2023	Santa Clara	W	78-61	5077
01/14/2023	at Portland	W	73-66	1167
01/19/2023	at Pacific	W	81-78	2000
01/21/2023	at Saint Mary's (CA)	W	82-57	563
01/26/2023	LMU (CA)	W	66-55	5122
01/28/2023	Pepperdine	W	67-49	5251
02/02/2023	at Santa Clara	L	72-77	408
02/04/2023	at San Francisco	W	78-56	790
02/11/2023	Portland	W	63-53	6000
02/16/2023	Pacific	W	69-58	4970
02/18/2023	Saint Mary's (CA)	W	65-51	5514
02/23/2023	at San Diego	W	73-61	420
02/25/2023	at BYU	W	58-51	1994



2022-23 Gonzaga Women's Basketball
Season Schedule/Results & Leaders
All games

Game Records

Record	Overall	Home	Away	Neutral
ALL GAMES	28-5	15-0	10-2	3-3
CONFERENCE	17-1	9-0	8-1	0-0
NON-CONFERENCE	11-4	6-0	2-1	3-3

Team Results

Date	Opponent	Score	Att.	High Points	High Rebounds
11/10/2022	Long Beach St.	W 80-54	4759	(22) EJIM, Yvonne	(10) EJIM, Yvonne
11/12/2022	Southern Utah	W 91-38	4946	(17) HOLLINGSWORTH, Eliza	(6) HOLLINGSWORTH, Eliza (6) MAXWELL, Brynna
11/15/2022	at Wyoming	W 66-64	2077	(26) EJIM, Yvonne	(7) EJIM, Yvonne
11/19/2022	vs Louisville	Wot 79-67	421	(21) MAXWELL, Brynna	(9) EJIM, Yvonne
11/20/2022	vs Marquette	L 66-70	103	(18) TRUONG, Kaylynne (18) MAXWELL, Brynna	(11) EJIM, Yvonne
11/21/2022	vs Tennessee	W 73-72	118	(22) EJIM, Yvonne	(9) EJIM, Yvonne
11/28/2022	Maine	W 62-43	4602	(15) TRUONG, Kaylynne	(8) EJIM, Yvonne
12/01/2022	at SFA	W 71-59	1920	(21) TRUONG, Kaylynne	(9) EJIM, Yvonne
12/04/2022	at Stanford	L 63-84	3731	(22) TRUONG, Kaylynne	(6) TRUONG, Kaylynne
12/06/2022	Queens (NC)	W 73-49	4304	(32) EJIM, Yvonne	(7) EJIM, Yvonne
12/11/2022	UC Davis	W 73-55	4856	(19) MAXWELL, Brynna	(9) MAXWELL, Brynna
12/17/2022	BYU	W 67-58	5037	(24) TRUONG, Kaylynne	(7) EJIM, Yvonne
12/19/2022	San Diego	W 70-59	4896	(20) TRUONG, Kaylynne	(9) EJIM, Yvonne
12/21/2022	Montana	W 82-67	5077	(23) MAXWELL, Brynna	(9) EJIM, Yvonne
12/29/2022	at Pepperdine	W 77-63	268	(26) TRUONG, Kaylynne	(9) HOLLINGSWORTH, Eliza (9) EJIM, Yvonne
12/31/2022	at LMU (CA)	W 96-51	510	(24) EJIM, Yvonne	(8) EJIM, Yvonne
01/05/2023	San Francisco	W 63-52	4823	(17) TRUONG, Kaylynne	(12) EJIM, Yvonne
01/07/2023	Santa Clara	W 78-61	5077	(17) MAXWELL, Brynna	(12) EJIM, Yvonne
01/14/2023	at Portland	W 73-66	1167	(20) MAXWELL, Brynna	(9) LITTLE, Esther
01/19/2023	at Pacific	W 81-78	2000	(22) EJIM, Yvonne	(12) EJIM, Yvonne
01/21/2023	at Saint Mary's (CA)	W 82-57	563	(24) EJIM, Yvonne	(6) STOKES, Calli
01/26/2023	LMU (CA)	W 66-55	5122	(19) TRUONG, Kaylynne	(6) STOKES, Calli
01/28/2023	Pepperdine	W 67-49	5251	(26) MAXWELL, Brynna	(9) STOKES, Calli
02/02/2023	at Santa Clara	L 72-77	408	(26) EJIM, Yvonne	(7) EJIM, Yvonne
02/04/2023	at San Francisco	W 78-56	790	(27) TRUONG, Kaylynne	(9) EJIM, Yvonne
02/11/2023	Portland	W 63-53	6000	(20) TRUONG, Kaylynne	(6) EJIM, Yvonne (6) STOKES, Calli
02/16/2023	Pacific	W 69-58	4970	(21) TRUONG, Kaylynne	(9) EJIM, Yvonne
02/18/2023	Saint Mary's (CA)	W 65-51	5514	(25) EJIM, Yvonne	(8) EJIM, Yvonne
02/23/2023	at San Diego	W 73-61	420	(14) TRUONG, Kaylynne (14) MAXWELL, Brynna	(11) EJIM, Yvonne
02/25/2023	at BYU	W 58-51	1994	(19) EJIM, Yvonne	(10) EJIM, Yvonne
03/06/2023	vs BYU	W 79-64	2596	(21) EJIM, Yvonne	(11) EJIM, Yvonne
03/07/2023	vs Portland	L 60-64	3244	(21) EJIM, Yvonne	(14) EJIM, Yvonne
03/17/2023	vs Ole Miss	L 48-71	4020	(19) EJIM, Yvonne	(8) EJIM, Yvonne

INDIVIDUAL TOP TENS

SEASON

POINTS

1. Courtney Vandersloot	712 (2010-11)
2. Maria Stack	707 (1984-85)
3. Heather Bowman	641 (2008-09)
4. Kayla Standish	617 (2010-11)
5. Jill Barta	603 (2017-18)
6. Katelan Redmon	600 (2010-11)
7. Tammy Tibbles	597 (1986-87)
8. Heather Bowman	584 (2007-08)
9. Kayla Standish	557 (2011-12)
10. Jill Barta	554 (2016-17)

FIELD GOALS MADE

1. Maria Stack	264 (1984-85)
2. Kayla Standish	261 (2010-11)
3. Katelan Redmon	258 (2010-11)
4. Courtney Vandersloot	254 (2010-11)
5. Tammy Tibbles	240 (1986-87)
6. Heather Bowman	237 (2008-09)
7. Heather Bowman	217 (2007-08)
8. Tammy Tibbles	215 (1984-85)
Lisa Vestal	215 (1985-86)
10. Kayla Standish	214 (2011-12)

FIELD GOAL PERCENTAGE

(minimum two fgm/game)

1. Sheri McNeal	.576 (98-170) 1984-85
2. LeeAnne Wirth	.575 (100-174) 2020-21
3. Kayla Standish	.560 (261-466) 2010-11
4. Melody Kempton	.540 (124-248) 2021-22
Tammy Tibbles	.540 (213-398) 1984-85
5. Jenn Wirth	.538 (91-169) 2018-19
Jenn Wirth	.538 (141-262) 2020-21
7. Ashley Burke	.537 (166-309) 2004-05
8. Yvonne Ejim	.534 (220-412) 2022-23
9. Katelan Redmon	.531 (153-288) 2009-10
Claire Raap	.531 (86-162) 2010-11

3-POINT FIELD GOALS MADE

1. Kaylynnne Truong	94 (2022-23)
2. Jessica Malone	90 (2001-02)
3. Brynna Maxwell	87 (2022-23)
4. Jessica Malone	78 (1999-00)
5. Jessica Malone	77 (2000-01)
6. Shannon Mathews	72 (2002-03)
7. Cierra Walker	71 (2021-22)
8. Taelor Karr	69 (2012-13)
9. Ivy Safranski	65 (1993-94)
10. Keani Albanez	64 (2014-15)
Tiffanie Shives	64 (2009-10)

3-POINT FIELD GOALS ATTEMPTED

1. Jessica Malone	226 (2001-02)
2. Jessica Malone	225 (2000-01)
3. Jessica Malone	215 (1999-00)
4. Kaylynnne Truong	208 (2022-23)
5. Shannon Mathews	202 (2002-03)
6. Keani Albanez	181 (2014-15)
7. Keani Albanez	169 (2013-14)
Cierra Walker	169 (2021-22)
9. Brynna Maxwell	164 (2022-23)
10. Shannon Mathews	178 (2004-05)

FREE THROWS MADE

1. Maria Stack	179 (1984-85)
2. Heather Bowman	166 (2008-09)
3. Courtney Vandersloot	162 (2010-11)
4. Jill Barta	155 (2017-18)
5. Heather Bowman	150 (2007-08)
Lisa Nichols	150 (1990-91)
7. Jill Barta	149 (2016-17)
8. Jill Barta	138 (2015-16)
9. Stephanie Hawk	135 (2006-07)
10. Courtney Vandersloot	129 (2008-09)

FREE THROW PERCENTAGE

(min. 2 FT attempted per game)

1. Brynna Maxwell	.947 (72-76) 2022-23
2. Laura Stockton	.892 (66-74) 2018-19
3. Jill Barta	.876 (155-177) 2017-18
4. Jennifer Mountain	.866 (71-82) 1989-90
5. Keani Albanez	.859 (85-99) 2014-15
6. Ivy Safranski	.852 (92-108) 1994-95
7. Jill Townsend	.851 (57-67) 2019-20
8. Triana Allen	.850 (34-40) 2000-01
9. Chelsea Herman	.846 (77-91) 1995-96
10. Lisa Nichols	.843 (91-108) 1989-90
Ivy Safranski	.843 (70-83) 1991-929

REBOUNDS

1. Kayla Standish	304 (2010-11)
2. Lisa Vestal	292 (1984-85)
3. Juanita Rivera	289 (1993-94)
4. Lisa Vestal	288 (1985-86)
5. Shelby Cheslek	283 (2015-16)
6. Kay Koppelman	282 (1990-91)
7. Shelby Cheslek	279 (2014-15)
8. Juanita Rivera	276 (1991-92)
9. Stephanie Hawk	272 (2006-07)
10. Kay Koppelman	267 (1989-90)

ASSISTS

1. Courtney Vandersloot	367 (2010-11)
2. Courtney Vandersloot	321 (2009-10)
3. Courtney Vandersloot	239 (2008-09)
4. Maria Stack	207 (1984-85)
5. Shannon Mathews	197 (2004-05)
6. Courtney Vandersloot	191 (2007-08)
7. Shannon Mathews	162 (2002-03)
8. Taelor Karr	152 (2011-12)
9. Jessie Loera	150 (2019-20)
10. Amy Simpson	149 (1985-86)

STEALS

1. Courtney Vandersloot	121 (2009-10)
2. Courtney Vandersloot	114 (2010-11)
3. Haiden Palmer	105 (2012-13)
4. Haiden Palmer	103 (2013-14)
5. Maria Stack	96 (1984-85)
6. Keani Albanez	80 (2014-15)
7. Haiden Palmer	78 (2011-21)
Ivy Safranski	73 (1994-95)
9. Courtney Vandersloot	69 (2008-09)
10. Jessie Loera	68 (2019-20)

BLOCKED SHOTS

1. Stephanie Hawk	77 (2006-07)
2. Janet Robertson	70 (1981-82)
3. Shelby Cheslek	65 (2015-16)
4. Kayla Standish	59 (2010-11)
5. Vivian Frieson	56 (2008-09)
6. Shelby Cheslek	53 (2014-15)
Juanita Rivera	53 (1991-92)
8. Shelby Cheslek	50 (2012-13)
Kayla Standish	50 (2011-12)
10. Kayla Standish	49 (2009-10)

CAREER

GAMES PLAYED

1. Abby O'Connor	149 (59 @ GU. 2017-22)
2. Cierra Walker	144 (61 @ GU. 2016-22)
3. Elle Tinkle	143 (2012-17)
4. Kelly Bowen	138 (2008-12)
Kayla Standish	138 (2008-12)
5. Courtney Vandersloot	136 (2007-11)
6. Sunny Greinacher	135 (2011-15)
Janelle Bekkering	135 (2007-11)
7. Shelby Cheslek	134 (2012-16)
Haiden Palmer	134 (2010-14)
9. Keani Albanez	132 (2011-15)
10. Emma Stach	131 (2014-18)

POINTS

1. Heather Bowman	2,165 (2006-10)
2. Courtney Vandersloot	2,073 (2007-11)
3. Tammy Tibbles	2,011 (1984-88)
4. Jessica Malone	1,703 (1998-02)
5. Ivy Safranski	1,702 (1991-95)
6. Ashley Burke	1,631 (2002-05)
7. Jill Barta	1,620 (2015-18)
8. Kayla Standish	1,583 (2008-12)
9. Brynna Maxwell	1,442 (418 @ GU, 2019-23)
10. Jennifer Mountain	1,422 (1987-91)

FIELD GOALS MADE

1. Tammy Tibbles	828 (1984-88)
2. Heather Bowman	822 (2006-10)
3. Courtney Vandersloot	736 (2007-11)
4. Kayla Standish	630 (2008-12)
5. Ashley Burke	606 (2002-05)
6. Katelan Redmon	595 (2009-12)
7. Ivy Safranski	580 (1991-95)
8. Jessica Malone	568 (1998-02)
9. Amy Simpson	552 (1982-86)
10. Haiden Palmer	550 (2010-14)

FIELD GOAL PERCENTAGE

1. Melody Kempton	.537 (352-656) 2018-22
2. Yvonne Ejim	.534 (403-755) 2020-23
3. Katelan Redmon	.517 (515-1151) 2009-12
4. Ashley Burke	.516 (606-1174) 2002-05
5. Heather Bowman	.512 (822-1606) 2006-10
6. Sheri McNeal	.507 (152-300) 1982-85
7. Zykeria Rice	.506 (409-808) 2015-19
8. Sunny Greinacher	.502 (541-1077) 2011-15
9. Ashley Anderson	.498 (332-666) 2003-06
10. Jenn Wirth	.496 (432-871) 2017-21

3-POINT FIELD GOALS MADE

1. Jessica Malone	298 (1998-02)
2. Cierra Walker	279 (2016-22)
3. Brynna Maxwell	281 (87 @ GU, 2019-23)
4. Shannon Mathews	208 (2002-05)
5. Kaylynnne Truong	187 (2019-23)
6. Ivy Safranski	181 (1991-95)
7. Keani Albanez	164 (2011-15)
8. Courtney Vandersloot	146 (2007-11)
9. Emma Stach	141 (2014-18)
10. Raeanna Jewell	138 (2002-05)

3-POINT FIELD GOALS ATTEMPTED

1. Jessica Malone	821 (1998-02)
2. Cierra Walker	694 (2016-22)
3. Brynna Maxwell	664 (181 @ GU, 2019-23)
4. Shannon Mathews	636 (2002-05)
5. Ivy Safranski	499 (1991-95)
6. Keani Albanez	478 (2011-15)
7. Kaylynnne Truong	481 (2019-23)
8. Raeanna Jewell	457 (2002-05)
9. Abby O'Connor	464 (2017-22)
10. Courtney Vandersloot	408 (2007-11)

FREE THROWS MADE

1. Heather Bowman	520 (2006-10)
2. Courtney Vandersloot	455 (2007-11)
3. Jill Barta	442 (2015-18)
4. Ashley Burke	386 (2002-05)
5. Ivy Safranski	361 (1991-95)
6. Stephanie Hawk	328 (2004-07)
7. Tammy Tibbles	316 (1984-88)
8. Lisa Nichols	298 (1987-91)
9. Kayla Standish	289 (2008-12)
10. Amy Simpson	282 (1982-86)

FREE THROW PERCENTAGE

1. Brynna Maxwell	.924 (266-288) 2019-23
2. Cierra Walker	.874 (159-182) 2016-22
3. Jill Barta	.852 (442-519) 2015-18
4. Shannon Mathews	.840 (210-250) 2002-05
5. Kaylynnne Truong	.836 (188-225) 2019-23
6. Ivy Safranski	.828 (255-308) 1991-95
7. Lisa Nichols	.826 (298-361) 1989-91
8. Abby O'Connor	.817 (205-251) 2016-22
9. Joy Pauley	.816 (93-114) 1992-96
10. Keani Albanez	.806 (174-216) 2011-15

REBOUNDS

1. Kay Koppelman	983 (1987-91)
2. Shelby Cheslek	932 (2012-16)
3. Heather Bowman	874 (2006-10)
4. Vivian Frieson	832 (2006-10)
5. Abby O'Connor	837 (2017-22)
6. Juanita Rivera	820 (1991-94)
7. Kayla Standish	809 (2008-12)28
8. Ashley Burke	697 (2002-05)
9. Stephanie Hawk	684 (2004-07)
10. Loretta O'Brien	679 (1980-86)

ASSISTS

1. Courtney Vandersloot	1118 (2007-11)
2. Shannon Mathews	600 (2002-05)
3. Laura Stockton	459 (2015-19)
4. Jessie Loera	445 (2016-20)
5. Amy Simpson	439 (1982-86)
6. Kaylynnne Truong	415 (2019-23)
7. Jazmine Redmon	400 (2010-14)
8. Carla Curfman	393 (1985-89)
9. Robin Allen	355 (1984-88)
10. Kayleigh Truong	331 (2019-2023)

STEALS

1. Courtney Vandersloot	366 (2007-11)
2. Haiden Palmer	286 (2011-14)
3. Amy Simpson	235 (1982-86)
4. Ivy Safranski	221 (1991-95)
5. Shannon Mathews	217 (2002-05)
6. Jazmine Redmon	211 (2010-14)
7. Tammy Tibbles	205 (1984-88)
8. Elle Tinkle	188 (2012-17)
9. Keani Albanez	180 (2011-15)
Jessie Loera	180 (2016-20)

BLOCKED SHOTS

1. Shelby Cheslek	213 (2012-16)
2. Kayla Standish	176 (2008-12)
3. Stephanie Hawk	167 (2004-07)
4. Janet Robertson	152 (1980-84)
5. Vivian Frieson	132 (2006-10)
6. Juanita Rivera	130 (1991-94)
7. Abby O'Connor	115 (2017-22)
8. Kelli Howell	110 (1991-95)
9. Kay Koppelman	101 (1987-91)
10. Anne Bickelhaupt	101 (2000-04)

1,000-POINT SCORING CLUB



1. Heather Bowman – 2,165

Years	GP	FGM	FTM	Pts.	Avg.
2006-07	34	170	101	441	13.0
2007-08	29	217	150	584	20.1
2008-09	33	237	166	641	19.4
2009-10	33	198	103	499	15.1
Totals	129	822	520	2,165	16.8



2. Courtney Vandersloot - 2,073

Years	GP	FGM	FTM	Pts.	Avg.
2007-08	34	128	70	359	10.6
2008-09	32	180	129	524	16.4
2009-10	34	174	94	478	14.1
2010-11	36	254	162	712	19.8
Totals	136	736	455	2,073	15.2



3. Tammy Tibbles - 2,011

Years	GP	FGM	FTM	Pts.	Avg.
1984-85	30	215	45	475	15.8
1985-86	29	202	86	490	16.9
1986-87	27	240	114	597	22.1
1987-88	25	171	71	449	18.0
Totals	111	828	316	2,011	18.1



4. Jessica Malone - 1,703

Years	GP	FGM	FTM	Pts.	Avg.
1998-99	27	118	56	345	12.8
1999-00	28	134	78	405	14.5
2000-01	27	168	95	508	18.8
2001-02	29	148	59	445	15.3
Totals	111	568	288	1,703	15.3



5. Ivy Safranski - 1,702

Years	GP	FGM	FTM	Pts.	Avg.
1991-92	27	138	70	378	14.0
1992-93	26	146	93	429	16.5
1993-94	31	153	106	477	15.4
1994-95	24	143	92	418	17.4
Totals	108	580	361	1,702	15.8



6. Ashley Burke - 1,631

Years	GP	FGM	FTM	Pts.	Avg.
2001-02	29	122	77	324	11.2
2002-03	30	155	74	399	13.3
2003-04	30	163	108	444	14.8
2004-05	32	166	127	464	14.5
Totals	121	606	386	1,631	13.5



7. Jill Barta - 1,620

Years	GP	FGM	FTM	Pts.	Avg.
2015-16	33	144	138	463	14.0
2016-17	33	182	149	554	16.8
2017-18	33	204	155	603	18.8
Totals	98	530	442	1,620	16.5



8. Kayla Standish - 1,583

Years	GP	FGM	FTM	Pts.	Avg.
2008-09	34	45	28	134	3.9
2009-10	34	110	48	275	8.1
2010-11	36	261	86	617	17.1
2011-12	34	214	127	557	16.4
Totals	138	630	289	1,583	11.5



9. Jennifer Mountain - 1,422

Years	GP	FGM	FTM	Pts.	Avg.
1987-88	27	49	22	131	4.9
1988-89	27	158	44	397	14.7
1989-90	27	163	71	429	15.9
1990-91	28	177	75	465	16.6
Totals	109	547	212	1,422	13.0



10. Katelan Redmon - 1,412

Years	GP	FGM	FTM	Pts.	Avg.
2009-10	32	153	37	355	11.1
2010-11	36	258	71	600	16.7
2011-12	34	184	87	457	13.4
Totals	102	595	195	1,412	13.8



11. Haiden Palmer - 1,347

Years	GP	FGM	FTM	Pts.	Avg.
2011-12	34	167	37	423	12.4
2012-13	33	172	42	411	12.5
2013-14	34	211	57	513	15.1
Totals	101	550	136	1,347	12.3



12. Amy Simpson - 1,386

Years	GP	FGM	FTM	Pts.	Avg.
1982-83	26	180	79	439	16.8
1983-84	30	138	77	353	11.8
1984-85	32	84	77	245	7.7
1985-86	31	150	49	349	11.3
Totals	119	552	282	1,386	11.6




13. Carla Cufman - 1,333

Years	GP	FGM	FTM	Pts.	Avg.
1985-86	30	82	47	211	7.0
1986-87	27	128	70	326	12.1
1987-88	27	150	71	371	13.7
1988-89	28	167	86	425	15.2
Totals	112	527	274	1,333	11.9




14. Shannon Mathews - 1,318

Years	GP	FGM	FTM	Pts.	Avg.
2001-02	29	101	45	283	9.7
2002-03	30	111	64	358	11.9
2003-04	30	109	45	309	10.3
2004-05	32	129	53	368	11.5
Totals	121	450	207	1,318	10.9




15. Sunny Greinacher - 1,294

Years	GP	FGM	FTM	Pts.	Avg.
2011-12	34	49	33	132	3.9
2012-13	33	133	38	305	9.2
2013-14	34	163	74	400	11.8
2014-15	33	182	90	457	13.8
Totals	85	529	232	1,294	9.7




16. Stephanie Hawk - 1,231

Years	GP	FGM	FTM	Pts.	Avg.
2003-04	26	22	7	55	9.7
2004-05	32	114	72	300	11.9
2005-06	30	131	114	387	10.3
2006-07	34	168	135	489	11.5
Totals	122	435	328	1,231	10.1



17. Sarah Christensen - 1,230

Years	GP	FGM	FTM	Pts.	Avg.
1991-92	27	114	52	280	10.4
1992-93	26	108	41	257	9.9
1993-94	31	148	65	361	11.6
1994-95	26	142	43	332	12.8
Totals	110	512	201	1,230	11.2



18. Jill Townsend - 1,172

Years	GP	FGM	FTM	Pts.	Avg.
2017-18	32	46	37	134	4.2
2018-19	31	109	50	291	9.4
2019-20	31	143	57	382	12.3
2020-21	27	139	56	365	13.5
Totals	121	437	200	1,172	9.7




19. Vivian Frieson - 1,106

Years	GP	FGM	FTM	Pts.	Avg.
2006-07	34	45	17	109	3.2
2007-08	27	108	23	241	8.9
2008-09	33	181	62	330	10.0
2009-10	34	181	62	426	12.5
Totals	128	471	157	1,106	8.6




20. Kaylynne Truong - 1,091

Years	GP	FGM	FTM	Pts.	Avg.
2019-20	31	40	18	112	3.6
2020-21	27	38	13	111	4.1
201-22	34	113	75	354	10.4
2022-23	32	168	85	514	16.1
Totals	124	359	187	1,091	8.8



21. Raeanna Jewell - 1,088

Years	GP	FGM	FTM	Pts.	Avg.
2001-02	29	105	42	275	9.5
2002-03	30	98	39	268	8.9
2003-04	30	96	41	272	9.1
2004-05	32	100	30	273	8.5
Totals	121	399	152	1,088	9.0



22. Zykeria Rice - 1,061

Years	GP	FGM	FTM	Pts.	Avg.
2015-16	17	24	7	55	3.2
2016-17	27	48	24	120	4.4
2017-18	33	142	91	375	11.4
2018-19	34	195	118	511	15.0
Totals	111	409	240	1,061	9.6



23. Jenn Wirth - 1,051

Years	GP	FGM	FTM	Pts.	Avg.
2017-18	32	63	23	149	4.7
2018-19	27	91	41	223	8.3
2019-20	31	137	59	336	10.8
2020-21	27	141	61	343	12.7
Totals	117	432	184	1,051	9.0

1,000-POINT SCORING CLUB



24. Janelle Bekkering - 1,050

Years	GP	FGM	FTM	Pts.	Avg.
2007-08	34	75	50	216	6.4
2008-09	34	99	53	285	8.4
2009-10	31	53	23	149	4.8
2010-11	36	150	49	400	11.1
Totals	135	377	175	1,050	7.8



25. Keani Albanez - 1,038

Years	GP	FGM	FTM	Pts.	Avg.
2011-12	31	21	16	62	2.0
2012-13	33	76	29	217	6.6
2013-14	34	104	44	312	9.2
2014-15	34	149	85	447	13.1
Totals	132	350	174	1,318	7.9



26. Junita Rivera - 1,021

Years	GP	FGM	FTM	Pts.	Avg.
1991-92	27	132	80	344	12.7
1992-93	26	122	93	337	13.0
1993-94	30	126	88	340	11.3
Totals	83	380	261	1,021	12.3

FRESHMAN RECORDS

Points	Year	GP	FGM	FTM	PTS	PPG
Tammy Tibbles	1984-85	30	215	45	475	15.8
Jill Barta	2015-16	33	144	138	463	14.0
Heather Bowman	2006-07	34	170	101	441	13.0
Amy Simpson	1982-83	26	180	79	439	16.8
Ivy Safranski	1991-92	27	138	70	378	14.0

Rebounds	Year	RBS
1. Heather Bowman	2006-07	209
2. Jill Barta	2015-16	190
3. Shelby Cheslek	2012-13	187
4. Anne Bailey	2002-03	179
5. Kay Koppelman	1987-88	179
6. Sarah Christensen	1991-92	168
7. Raeanna Jewell	2001-02	166
8. Ashley Burke	2001-02	163
9. Loretta O'Brien	1982-83	158
10. Sherri Stemple	1989-90	155
11. Kelly Bowen	2008-09	153
12. Jessica Malone	2001-02	142
13. Emma Wolfram	2014-15	140

SEASON RECORDS

POINTS

1. 3,071	2010-11 (36 games)
2. 2,719	2009-10 (34 games)
3. 2,625	2007-08 (34 games)
4. 2,555	2011-12 (34 games)
5. 2,553	2013-14 (34 games)

SCORING AVERAGE

1. 85.3	2010-11 (36 games)
2. 80.0	2009-10 (34 games)
3. 77.2	2007-08 (34 games)
4. 75.1	2011-12 (34 games)
75.1	2013-14 (34 games)

FIELD GOALS MADE

1. 1,125	2010-11 (36 games)
2. 1,071	2009-10 (34 games)
3. 996	2007-08 (34 games)
4. 986	2011-12 (34 games)
5. 955	2013-14 (34 games)

FIELD GOALS ATTEMPTED

1. 2,482	2010-11 (36 games)
2. 2,260	2009-10 (34 games)
3. 2,223	2007-08 (34 games)
4. 2,229	2011-12 (34 games)
5. 2,222	2013-14 (34 games)

FIELD GOAL PERCENTAGE

1. .494	2010-11 (1225-for-2482)
2. .474	2009-10 (1070-for-2260)
3. .455	2004-05 (831-for-1825)
4. .454	2018-19 (933-for-2053)
5. .448	2022-23 (856-for-1912)
.448	2007-08 (996-for-2223)

3-POINT FIELD GOALS MADE

1. 257	2022-23 (34 games)
2. 224	2016-17 (33 games)
3. 221	2021-22 (34 games)
4. 211	2014-15 (34 games)
5. 212	2021-22 (32 games)
6. 192	2019-20 (31 games)
7. 191	2012-13 (33 games)
8. 190	2007-08 (34 games)
190	2001-02 (29 games)

3-POINT FIELD GOALS ATTEMPTS

1. 681	2016-17 (33 games)
2. 649	2022-23 (34 games)
3. 636	2021-22 (34 games)
4. 599	2021-22 (36 games)
5. 592	2013-14 (34 games)
592	2014-15 (34 games)
7. 581	2001-02 (29 games)
8. 577	2015-16 (33 games)

3-POINT FIELD GOAL PERCENTAGE

1. .405	2022-23 (256-for-632)
2. .404	1987-88 (53-for-131)
3. .398	1993-94 (82-for-206)
4. .395	2019-20 (192-for-486)
5. .385	1988-89 (62-for-161)
6. .384	1990-91 (106-for-276)

FREE THROWS MADE

1. 534	2014-15 (34 games)
2. 506	1993-94 (31 games)
3. 505	2008-09 (34 games)
4. 477	2016-17 (33 games)
5. 471	2018-19 (34 games)

FREE THROWS ATTEMPTED

1. 713	1993-94 (31 games)
2. 691	2014-15 (34 games)
3. 690	2008-09 (34 games)
4. 685	1997-98 (27 games)
5. 662	2013-14 (34 games)

FREE THROW PERCENTAGE

1. .790	2022-23 (396-for-501)
2. .775	2021-22 (438-for-565)
3. .774	2016-17 (477-for-616)
4. .773	2014-15 (534-for-691)
5. .772	2021-22 (410-for-531)
6. .767	2004-05 (414-for-540)
.767	2018-19 (471-for-614)
8. .765	2001-02 (365-for-477)

REBOUNDS

1. 1,485	2010-11 (36 games)
2. 1,473	2007-08 (34 games)
3. 1,431	2013-14 (34 games)
4. 1,425	2011-12 (34 games)
5. 1,398	2009-10 (34 games)
1,398	2008-09 (34 games)

ASSISTS

1. 724	2010-11 (36 games)
2. 651	2009-10 (34 games)
3. 573	2004-05 (32 games)
4. 579	2011-12 (34 games)
5. 559	2007-08 (34 games)

STEALS

1. 415	2010-11 (36 games)
2. 395	2013-14 (34 games)
3. 393	2012-13 (33 games)
4. 379	2009-10 (34 games)
5. 360	2008-09 (34 games)

BLOCKED SHOTS

1. 184	2014-15 (34 games)
2. 161	2009-10 (34 games)
3. 155	2016-17 (32 games)
4. 146	2013-14 (34 games)
5. 136	2004-05 (32 games)

SINGLE GAME RECORDSFIELD GOALS MADE

1. 46	Whitman - 11/14/10
46	at Pepperdine - 1/21/10
3. 44	vs. San Francisco - 2/16/13
44	Southern Utah - 1/3/11
44	Saint Mary's - 2/24/11

FIELD GOALS ATTEMPTED

1. 88	Cal State Fullerton - 12/23/10
2. 87	Montana State - 11/21/08
87	Warner Pacific - 1/3/90
4. 86	Western Baptist - 1/2/98
5. 86	Western Illinois - 12/21/17

FIELD GOAL PERCENTAGE

1. .673	Whitworth - 12/15/02
2. .632	Saint Martins - 12/17/88
3. .631	vs. NE Louisiana - 3/26/94
4. .629	vs. Eastern Washington - 12/3/10
5. .618	at Whitworth - 12/8/87

3-POINT FIELD GOALS MADE

1. 17	BYU - 2/2/17
2. 15	Pepperdine - 1/28/17
15	UC Irvine - 11/13/16
4. 14	at UC Riverside - 12/31/02
14	at Pacific - 1/13/2022
14	at Loyola Marymount - 12/31/22

3-POINT FIELD GOAL PERCENTAGE (10 Att)

1. .680 (17-25)	BYU - 2/2/17
2. .650 (13-20)	at Loyola Marymount - 2/12/15
3. .647 (11-17)	San Diego - 1/3/13
4. .619 (13-21)	Santa Clara - 1/6/05
5. .615 (8-13)	Stanford - 12/2/18
.615 (8-13)	at BYU - 1/2/20

FREE THROWS MADE

1. 37	Idaho State - 11/18/14
2. 36	Pepperdine - 2/17/88
36	Loyola Marymount - 1/28/88
4. 33	at Eastern Washington - 12/9/06
5. 32	at Portland - 2/17/90
32	Weber State - 2/20/87

FREE THROWS ATTEMPTED

1. 48	Idaho State - 11/18/14
2. 46	at Cal Poly - 12/6/97
3. 45	at Eastern Washington - 12/9/06
45	Pepperdine - 2/9/91
5. 43	Loyola Marymount - 1/28/88

FREE THROW PERCENTAGE (10 Att)

1. 1.000 (24-24)	at Saint Mary's - 2/3/05
1.000 (23-23)	Saint Mary's - 1/14/89
1.000 (16-16)	at Wyoming (12/17/19)
1.000 (16-16)	vs. San Diego - 3/6/18
1.000 (16-16)	at Santa Clara - 2/17/11
1.000 (16-16)	vs. Pittsburgh - 3/23/09
1.000 (13-13)	vs. Portland - 3/3/05
1.000 (10-10)	Boise State - 12/30/02

REBOUNDS

1. 68	Warner Pacific - 1/3/90
2. 67	Montana State - 11/21/08
67	San Francisco - 2/7/15
4. 63	at San Jose State - 11/21/99
5. 62	vs. Pepperdine - 2/18/12
62	San Diego - 1/12/95

ASSISTS

1. 33	Saint Martins - 12/17/88
-------	--------------------------

2023-24 GONZAGA WOMEN'S BASKETBALL RECORD BOOK

2. 31	Idaho - 12/20/12
31	Santa Clara - 1/6/05
3. 30	vs. North Alabama 12/21/20
5. 29	vs. Portland State - 11/27/11
29	Idaho - 12/17/10
29	UC Santa Barbara - 12/30/09
29	at Loyola Marymount - 1/23/10

STEALS

1. 34	Western Baptist - 1/2/98
2. 22	Utah Valley - 11/19/08
3. 21	Saint Mary's - 2/24/11
4. 20	vs. UC Riverside - 12/17/11
20	Washington State - 12/10/94

BLOCKED SHOTS

1. 16	at Saint Mary's - 2/11/10
2. 12	vs. Nevada - 12/3/04
12	at Alaska Anchorage - 11/20/01
4. 11	West Virginia - 11/22/15
11	Idaho - 12/18/04
11	at UC Riverside - 1/2/03
11	Stephen F. Austin - 12/12/21

SINGLE GAME SCORING

1. 114	Whitman - 2010-11
2. 109	at San Diego - 2008-09
3. 107	at Pepperdine - 2009-10
4. 106	Saint Mary's - 2010-11
106	at Saint Mary's - 2010-11

FEWEST POINTS ALLOWED

1. 24	Portland - 2013-14
2. 31	Colgate - 2013-14
3. 35	San Francisco - 2009-10
35	San Francisco - 2008-09
35	Pepperdine - 2006-07
35	Portland - 2004-05

COMBINED SCORING

1. 205	GU 103, E. Washington 102 - 2006-07
2. 189	GU 101, Hofstra 88 - 2011-12
3. 183	GU 106, Saint Mary's 77 - 2010-11
4. 182	GU 109, USD 73 - 2008-09
5. 179	Stanford 105, GU 74 - 2009-10

LARGEST MARGIN OF VICTORY

1. 74	GU 114, Whitman 40 - 2010-11
2. 64	GU 102, UC Irvine 38 - 2016-17
3. 57	GU 101, East. Oregon 44 - 2008-09
4. 56	GU 102, Saint Martins 46 - 1988-89
5. 53	GU 88, Air Force 35 - 2015-16
	GU 100, Montana State 47 - 2008-09
	GU 91, Southern Utah 38 - 2022-23

STREAKS

LONGEST WINNING STREAKS

1. 23 games	12/10/04 through 3/6/05
2. 21 games	11/22/19 through 2/8/20
21 games	12/30/10 through 3/26/11
4. 20 games	12/27/09 through 3/22/10
5. 18 games	1/15/85 through 3/6/85

LONGEST LOSING STREAKS

1. 16 games	1/11/2001 through 1/17/2002
2. 10 games	1/29/2000 through 3/2/2000
3. 9 games	11/23/96 through 12/28/96
9 games	1/18/96 through 2/15/96
5. 8 games	11/30/95 through 1/2/96

INDIVIDUAL SINGLE GAME RECORDS

POINTS

38 - Amy Simpson vs. Lewis-Clark State (2-1-83)
37 - Jill Barta vs. Saint Mary's (3-7-17)

REBOUNDS

22 - Jill Barta vs. Belmont (11-23-17)
20 - Anne Bailey vs. Portland (2-22-03)
20 - Penny Thomley vs. Lewis-Clark State (2-20-82)
20 - Sue Harvey vs. Central Washington (2-25-82)

ASSISTS

17 - Courtney Vandersloot vs. UCLA (3-21-11)
17 - Robin Allen vs. California Lutheran (1-7-87)

FREE THROWS MADE

15 - Courtney Vandersloot vs. UCLA (3-21-11)
--

FREE THROW PERCENTAGE (min 10 att.)

1.000 (14-14) - Heather Bowman vs. Santa Clara (2/28/08)
1.000 (13-13) - Ivy Safranski vs. Oregon State (12/3/94)
1.000 (12-12) - Lisa Nichols vs. San Diego (2/8/90)
1.000 (12-12) - Lisa Nichols vs. Wisconsin (11/24/90)
1.000 (12-12) - Zykeria Rice vs. BYU (3/12/19)
1.000 (11-11) - Ivy Safranski vs. Portland (2/16/94)
1.000 (11-11) - Courtney Vandersloot vs. UCLA (3/21/11)
1.000 (10-10) - Jill Barta vs. San Diego (3/6/18)
1.000 (10-10) - Chandler Smith vs. Loyola Marymount (1/6/18)
1.000 (10-10) - Jill Barta at Saint Mary's (1/14/17)
1.000 (10-10) - Jill Barta at Portland (1/21/17)
1.000 (10-10) - Courtney Vandersloot at Portland (1/8/11)
1.000 (10-10) - Shannon Mathews vs. Eastern Wash. (1/8/03)
1.000 (10-10) - Lisa Nichols vs. Portland (1/19/91)

FIELD GOALS MADE

16 - Amy Simpson vs. Lewis-Clark State (2-1-83)

3-POINTERS MADE

9 - Michelle Elliott vs. Sacramento State (12-28-07)
8 - Cierra Walker vs. Loyola Marymount (2-26-22)

ATTENDANCE RECORDS

HOME (ALL GAMES)

1. 6,000 vs. Tennessee (12-30-08)
- 6,000 vs. Stanford (11-24-10)
- 6,000 vs. San Diego (2-26-11)
- 6,000 vs. Saint Francis (1-1-12)
- 6,000 vs. Pepperdine (2-18-12)
- 6,000 vs. BYU (2-25-12)
- 6,000 vs. Stanford (12-2-12)
- 6,000 vs. Washington State (12-29-12)
- 6,000 vs. BYU (1-17-13)
- 6,000 vs. Pepperdine (2-2-13)
- 6,000 vs. Saint Mary's (2-14-13)
- 6,000 vs. San Francisco (2-16-13)
- 6,000 vs. Santa Clara (1-30-14)
- 6,000 vs. Portland (2-22-14)
- 6,000 vs. San Francisco (2-7-15)
- 6,000 vs. Pacific (2-21-15)
- 6,000 vs. Stanford (11-15-15)
- 6,000 vs. Montana State (12-6-15)
- 6,000 vs. Santa Clara (1-2-16)
- 6,000 vs. Pepperdine (2-6-16)
- 6,000 vs. BYU (2-27-16)
- 6,000 vs Pepperdine (1-28-17)
- 6,000 vs. BYU (2-2-17)
- 6,000 vs. Saint Mary's (2-11-17)
- 6,000 vs. San Diego (2-23-17)
- 6,000 vs. Santa Clara (1-20-18)
- 6,000 vs. Saint Mary's (2-10-18)
- 6,000 vs. No. 8/7 Stanford (12-2-18)
- 6,000 vs. Santa Clara (1-24-19)
- 6,000 vs. BYU (2-16-19)
- 6,000 vs. Loyola Marymount (3-2-19)
- 6,000 vs. Eastern Washington (11-22-19)
- 6,000 vs. Portland (12-29-19)
- 6,000 vs. Loyola Marymount (1-25-20)
- 6,000 vs. BYU (2-01-20)
- 6,000 vs. San Francisco (2-13-20)
- 6,000 vs. Santa Clara (2-15-20)
- 6,000 vs. Portland (2-11-23)

HOME (CONFERENCE GAMES)

1. 6,000 vs. San Diego (2-26-11)
- 6,000 vs. Pepperdine (2-18-12)
- 6,000 vs. BYU (2-25-12)
- 6,000 vs. BYU (1-17-13)
- 6,000 vs. Pepperdine (2-2-13)
- 6,000 vs. Saint Mary's (2-14-13)
- 6,000 vs. San Francisco (2-16-13)
- 6,000 vs. Santa Clara (1-30-14)
- 6,000 vs. Portland (2-22-14)
- 6,000 vs. San Francisco (2-7-15)

- 6,000 vs. Pacific (2-21-15)
- 6,000 vs. Santa Clara (1-2-16)
- 6,000 vs. Pepperdine (2-6-16)
- 6,000 vs. BYU (2-27-16)
- 6,000 vs Pepperdine (1-28-17)
- 6,000 vs. BYU (2-2-17)
- 6,000 vs. Saint Mary's (2-11-17)
- 6,000 vs. San Diego (2-23-17)
- 6,000 vs. Santa Clara (1-20-18)
- 6,000 vs. Saint Mary's (2-10-18)
- 6,000 vs. Santa Clara (1-24-19)
- 6,000 vs. BYU (2-16-19)
- 6,000 vs. Loyola Marymount (3-2-19)
- 6,000 vs. Portland (12-29-19)
- 6,000 vs. Loyola Marymount (1-25-20)
- 6,000 vs. BYU (2-01-20)
- 6,000 vs. San Francisco (2-13-20)
- 6,000 vs. Santa Clara (2-15-20)
- 6,000 vs. Portland (2-11-23)

ROAD (ALL GAMES - 3,000 OR MORE)

1. 14,598 vs. Tennessee (12-16-07)
2. 11,646 vs. Stanford (3-28-11) >
3. 10,717 vs. Louisville (3-26-11) >
4. 10,273 vs. Providence (11-26-04) ~
5. 10,150 at New Mexico (11-27-04) ~
6. 8,686 vs. Tennessee (3-28-15) >
7. 8,059 vs. Oklahoma (3-18-17) {
8. 7,898 vs. BYU (3-11-14) ^
- 7,898 vs. San Diego (3-11-13)^
10. 7,896 vs. BYU (3-9-13)^
11. 7,882 at Purdue (12-2-06)
12. 6,537 at Alaska-Anchorage (11-20-01) +
13. 6,459 vs. Iowa (11-21-01) +
14. 6,409 at Ohio State (12-8-13)
15. 6,071 vs. Santa Clara (3-3-16) ^
16. 6,031 vs. Kentucky (3-25-12) ?
17. 5,892 vs. BYU (3-12-19) ^
18. 5,784 vs. Xavier (3-27-10)%
19. 5,478 at Oregon State (3-25-19) <
20. 5,071 at Oregon State (3-22-15) <
21. 5,047 at Northwestern (12/15/14)
22. 5,005 at Southwest Missouri State (3-21-05) !
23. 4,736 at Oklahoma (11-14-13)
24. 4,503 vs. Stanford (11-13-11)
25. 4,433 at Portland (2-25-99) *
26. 4,265 at Oregon (11-22-02)
27. 4,197 at Stanford (11-29-10)

28. 4,150 at Pepperdine (2-15-91)
29. 4,141 at Washington (11-28-03)
30. 3,848 vs. Saint Mary's (3-7-11)^
31. 3,656 vs. North Carolina (3-20-10)%
32. 3,620 at Wyoming (12/12/14)
33. 3,574 at Montana (12-3-96)
34. 3,474 at Montana (11-19-06)
35. 3,408 vs. Montana State (12-21-07)
36. 3,371 vs. San Diego (3-9-08) @
37. 3,285 vs. Pepperdine (3-8-10) ^
38. 3,250 at Montana (11-18-17)
39. 3,190 vs. San Diego (3-9-09) ^
40. 3,152 at South Dakota State (11-13-09)

ROAD (CONFERENCE GAMES)

1. 4,433 at Portland (2-25-99)
2. 4,150 at Pepperdine (2-15-91)
3. 2,195 at BYU (2-25-17)
4. 2,165 at Saint Mary's (2-19-00)
5. 2,077 at Portland (1-29-00) *
6. 2,014 at BYU (2-9-12)
7. 1,709 at Portland (2-29-20)
8. 1,537 at Saint Mary's (1-8-07)
9. 1,473 at Saint Mary's (1-26-02)
10. 1,430 at BYU (2-23-13)
11. 1,408 at San Diego (2-13-14)

NCAA Tournament (Spokane, WA/McCarthy Athletic Center)

*Game was a sellout despite not hitting 6,000

> NCAA Tournament (Spokane, WA/Spokane Arena)

+ Great Alaska Shootout (Anchorage, AK)

§ Hawkeye Challenge (Iowa City, IA)

& Played at Spokane Arena (Spokane, WA)

~ New Mexico Tournament (Albuquerque, NM)

! Sportsview.TV Women's NIT (Springfield, MO)

@ West Coast Conference Tournament (San Diego, CA)

^ West Coast Conference Tournament (Las Vegas, NV)

% NCAA Tournament (Seattle, WA; Sacramento, CA)

? NCAA Tournament (Kingston, RI)

< NCAA Tournament (Corvallis, OR)

2023-24 GONZAGA WOMEN'S BASKETBALL RECORD BOOK

OVERTIME GAMES

OVERTIME RECORD: (14-18) HOME: (8-5) ROAD: (4-9) NEUT: (2-4)

OVERTIME CONFERENCE RECORD: (9-8) HOME: (6-3) ROAD: (3-5)

Date	Opponent	W/L	Score	Site	OT
1-13-89	San Diego *	W	69-65	Home	OT
1-20-89	Loyola Marymount *	L	67-62	Away	OT
1-18-90	Loyola Marymount *	L	70-66	Home	OT
1-26-90	Pepperdine *	W	83-76	Away	OT
2-9-91	Pepperdine *	W	92-84	Home	2OT
12-9-91	Washington	L	73-67	Home	OT
1-6-92	Whitworth	W	72-64	Home	OT
1-12-95	San Diego *	W	77-64	Home	OT
1-14-95	San Francisco *	L	83-77	Home	OT
1-26-95	Saint Mary's *	W	82-75	Home	OT
1-24-97	Loyola Marymount *	L	66-62	Away	OT
12-3-99	American #	L	66-64	Neut.	OT
11-29-01	Pacific	L	86-85	Home	OT
1-12-02	San Diego *	W	75-65	Away	OT
1-19-02	Loyola Marymount *	L	76-74	Home	OT
3-8-03	Santa Clara +	L	60-59	Neut.	OT
1-15-04	San Francisco *	W	72-61	Away	OT
3-6-04	Pepperdine \$	W	66-64	Neut.	OT
1-12-06	Pepperdine *	L	59-58	Away	OT
12-9-06	Eastern Washington	W	103-102	Away	OT
1-11-06	Santa Clara *	W	78-73	Home	OT
12-2-07	UC Riverside !	L	75-65	Neut.	OT
11-13-09	South Dakota State	L	75-71	Away	OT
12-28-13	Saint Mary's*	L	78-79	Away	OT
1-23-14	Loyola Marymount*	L	91-82	Away	OT
2-7-15	San Francisco *	W	91-84	Home	4OT
3-28-15	Tennessee >	L	69-73	Neut.	OT
12-3-15	Wyoming	W	61-57	Home	OT
2-20-16	Pacific *	L	83-84	Away	OT
3-11-19	Saint Mary's ~	W	78-77	Neut.	2OT
11-17-19	Stanford	L	70-76	Away	OT
12-6-20	South Dakota State	L	72-75	Away	OT
11-19-22	Louisville=	W	79-67	Neutral	OT

* - West Coast Conference Games; + - West Coast Conference Tournament (San Diego, CA); \$ - West Coast Conference Tournament (Santa Clara, CA);

- Southwest Airlines Lobo Classic (Albuquerque, NM); ! - Arizona State Classic (Tempe, AZ); > NCAA Tournament (Spokane, WA);

~ West Coast Conference Tournament (Las Vegas); = Battle for Atlantis (Paradise Island, Bahamas)

100-POINT GAMES

Date	Opponent	W/L	Score	Site	Date	Opponent	W/L	Score	Site
12-31-84	Loyola Marymount	W	100-78	Away **	1-3-11	Southern Utah	W	102-61	Home
1-8-85	Warner Pacific	W	117-58	Away **	1-27-11	Saint Mary's	W	106-77	Away
1-9-85	Pacific Lutheran	W	108-58	Away **	2-19-11	San Francisco	W	103-59	Away
1-15-85	Central Washington	W	103-66	Away **	2-24-11	Saint Mary's	W	106-66	Home
2-1-85	Seattle Pacific	W	102-71	Away **	11-11-11	Hofstra	W	101-88	Home
2-14-85	Lewis-Clark State	W	107-62	Home **	2-16-13	San Francisco	W	101-65	Home
2-18-85	Whitman	W	113-75	Away **	2-1-14	San Francisco	W	101-66	Home
2-20-85	Central Washington	W	102-81	Home **	11-13-16	UC Irvine	W	102-38	Home
2-22-85	Seattle University	W	110-68	Home **	** 100-Point Games with Gonzaga as an NAIA member; # Women's NIT (Amarillo, Texas); @ Hawaiian Airlines Rainbow Wahine Classic (Honolulu, Hawaii)				
2-23-85	Seattle Pacific	W	111-84	Home **					
12-17-88	Saint Martin's	W	102-46	Home					
3-26-94	NE Louisiana #	W	105-69	Neutral					
11-25-06	North Carolina @	L	101-63	Neutral					
12-9-06	Eastern Washington	W	103-102 (OT)	Home					
11-14-08	Eastern Oregon	W	101-44	Home					
11-21-08	Montana State	W	100-47	Home					
1-31-09	San Diego	W	109-73	Away					
11-29-09	Stanford	L	105-74	Away					
1-21-10	Pepperdine	W	107-64	Away					
11-14-10	Whitman	W	114-40	Home					
12-3-10	Eastern Washington	W	101-74	Away					
12-23-10	Cal State Fullerton	W	101-52	Home					

30-POINT CLUB

Bulldog players with 30 or more points in a game

1. Amy Simpson	38 (16FG, 6FT)	vs. Lewis-Clark State (2-1-83)
2. Jill Barta	37 (12 FG, 8 FT)&	vs. Saint Mary's (3-7-17)
3. Ivy Safranski	36 (14FG, 0FT)^	vs. NE Louisiana (3-26-94)
4. Ivy Safranski	35 (11FG, 9FT)~	vs. Portland (1-29-93)
5. Jill Barta	34 (9 FG, 12 FT)~	vs. BYU (2-3-18)
Courtney Vandersloot	34 (10 FG, 11 FT)+	vs. Iowa (3-19-11)
Joy Pauley	34 (11FG, 7FT)&	vs. Saint Mary's (1-13-96)
8. Courtney Vandersloot	33 (12 FG, 6FT)	vs. Eastern Washington (12-3-10)
Heather Bowman	33 (14 FG, 5 FT)	vs. Saint Joseph's (1-2-09)
Stephanie Hawk	33 (10FG, 11FT)	vs. Santa Clara (1-11-07)
Jessica Malone	33 (9FG, 9FT)#	vs. Saint Mary's (3-1-01)
Jill Barta	33 (11FG 10FT)*	vs. Saint Mary's (1-14-17)
13. Yvonne Ejim	32 (13FG, 6FT)	vs. Queens (12-6-22)
Jill Barta	32 (10 FG, 10 FT)\$	vs. San Diego (3-6-18)
Haiden Palmer	32 (14FG, 2FT)	at Loyola Marymount (1-23-14)
Katelan Redmon	32 (14 FG, 4FT)	at Santa Clara (1-19-12)
Courtney Vandersloot	32 (10 FG, 9 FT)+	at Marquette (11-28-08)
Heather Bowman	32 (10FG, 12 FT)	vs. Eastern Washington (12-9-06)
Jennifer Mountain	32 (13FG, 5FT)*	vs. Warner Pacific (1-3-90)
19. Jill Barta	31 (12FG,4FT)+	at Pacific (2-20-16)
Haiden Palmer	31 (14FG, 1FT)	at Saint Mary's (12-28-14)
Kayla Standish	31 (10 FG, 11 FT)	vs. Saint Mary's (3-3-12)
Heather Bowman	31 (13 FG, 5 FT)	vs. San Diego (2-25-09)
Michelle Elliott	31 (11FG, 0FT)	vs. Sacramento State (12-8-07)
Ashley Burke	31 (13FG, 4FT)*	vs. Montana (1-4-04)
Ivy Safranski	31 (9FG, 8FT)&	vs. Idaho (11-26-93)
Ivy Safranski	31 (12FG, 4FT)+	vs. Loyola Marymount (1-16-93)
27. Jill Barta	30 (11 FG, 4FT)~	vs. Kent State (11-24-17)
Jill Barta	30 (10 FG, 7FT)+	vs. Portland State (12-2-17)
Kayla Standish	30 (15 FG)	vs. Iowa (3-19-11)
Kayla Standish	30 (11 FG, 7 FT)	vs. UCLA (3-21-11)
Heather Bowman	30 (8FG, 14FT)!	vs. Santa Clara (2-28-08)

* Includes one 3-point field goal
 \$ Includes two 3-point field goals
 + Includes three 3-point field goals
 ~ Includes four 3-point field goals
 & Includes five 3-point field goals
 # Includes six 3-point field goals
 ^ Includes eight 3-point field goals
 ! Includes nine 3-point field goals



Kayla Standish became the first Gonzaga player to tally 30-plus points in back-to-back games. Standish scored 30 points in the Zags' 2011 NCAA Tournament First Round win over Iowa and then had 30 points in their second round victory over UCLA.

600 CAREER REBOUND CLUB

Player	Rebounds	Years	Played
1. Kay Koppelman	983	4	1987-91
2. Shelby Cheslek	932	4	2012-16
3. Heather Bowman	874	4	2006-10
4. Vivian Frieson	832	4	2006-10
5. Juanita Rivera	820	3	1991-94
6. Kayla Standish	809	4	2008-12
7. Ashley Burke	697	4	2002-05
8. Jenn Wirth	685	4	2017-21
9. Stephanie Hawk	684	4	2003-07
10. Loretta O'Brien	679	5	1980-86
11. Jill Barta	652	3	2015-18
12. Kiara Kudron	651	4	2012-17
13. Raeanna Jewell	643	4	2002-05
14. Jessica Malone	642	4	1998-02
15. Sunny Greinacher	626	4	2011-15
16. Carla Curfman	621	4	1985-89
17. Kerri McIntosh	618	4	1985-89
18. Lisa Nichols	607	4	1987-91
19. Anne Bailey	601	4	2003-06

BULLDOG WEST COAST CONFERENCE ACCOLADES**FIRST TEAM**

1988	Carla Curfman
	Tammy Tibbles
1989	Carla Curfman
	Jennifer Mountain
	Tammy Tibbles
1990	Jennifer Mountain
1991	Jennifer Mountain
	Kay Koppelman
1992	Juanita Rivera
1993	Ivy Safranski
1994	Juanita Rivera
	Ivy Safranski
1995	Ivy Safranski
1996	Joy Pauley
2001	Jessica Malone
2003	Ashley Burke
2004	Ashley Burke
	Shannon Mathews
2005	Ashley Burke
	Shannon Mathews
2006	Ashley Anderson
	Stephanie Hawk
2007	Heather Bowman
	Stephanie Hawk
2008	Heather Bowman
	Courtney Vandersloot
2009	Heather Bowman
	Courtney Vandersloot
	Vivian Frieson
2010	Heather Bowman
	Courtney Vandersloot
	Vivian Frieson
2011	Courtney Vandersloot
	Katelan Redmon
	Kayla Standish
2012	Katelan Redmon
	Kayla Standish
2013	Taelor Karr
	Haiden Palmer
2014	Sunny Greinacher
	Haiden Palmer
2015	Sunny Greinacher
	Elle Tinkle
2016	Jill Barta
2017	Jill Barta
	Kiara Kudron
2018	Jill Barta
2019	Zykera Rice
	Chandler Smith
	Laura Stockton
2020	Jill Townsend
	Jenn Wirth
2021	Jill Townsend
	Jenn Wirth
2022	Melody Kempton
	Kayleigh Truong
2023	Kaylynn Truong
	Yvonne Ejim
	Brynna Maxwell

SECOND TEAM

2015	Keani Albanez
2017	Elle Tinkle
2018	Zykera Rice
	Chandler Smith
2020	Katie Campbell
2022	Yvonne Ejim

HONORABLE MENTION

1989	Kay Koppelman
1990	Kay Koppelman
1991	Lisa Nicholls
1992	Ivy Safranski
1993	Juanita Rivera
1995	Sarah Christensen
	Joy Pauley
1998	Staci Andrews
1999	Holly Bruno
	Kristin Deal
	Jessica Malone
2000	Jessica Malone
2002	Jessica Malone
2003	Shannon Mathews
	Triana Allen
2004	Ashley Anderson
2005	Anne Bailey
	Raeanna Jewell
2008	Jami (Bjorklund) Schaefer
2010	Tiffanie Shives
2011	Janelle Bekkering
2012	Haiden Palmer
2013	Sunny Greinacher
2014	Jazmine Redmon
2016	Shelby Cheslek
2017	Laura Stockton
2019	Jill Townsend
2020	Jessie Loera
2021	Melody Kempton
	Kayleigh Truong
	LeeAnne Wirth
2023	McKayla Williams

PLAYER OF THE YEAR

2005	Shannon Mathews
2007	Stephanie Hawk
2008	Heather Bowman
2009	Courtney Vandersloot
2010	Courtney Vandersloot
2011	Courtney Vandersloot
2013	Taelor Karr
2018	Jill Barta
2020	Jill Townsend
2021	Jenn Wirth
2023	Kaylynn Truong

DEFENSIVE PLAYER OF THE YEAR

2008	Jami (Bjorklund) Schaefer
2013	Jazmine Redmon

SIXTH WOMAN OF THE YEAR

2021	Melody Kempton
2022	Yvonne Ejim

FRESHMAN/NEWCOMER OF THE YEAR

1988	Kay Koppelman (co-winner)
1992	Juanita Rivera
	Ivy Safranski
2007	Heather Bowman
2008	Courtney Vandersloot
2010	Katelan Redmon
2012	Haiden Palmer (co-winner)

ALL-FRESHMAN TEAM

1989	Missy Smith
1990	Sheri Stemple
1992	Sarah Christensen
1993	Benibel Carrion

2006	Jami (Bjorklund) Schaefer
2007	Heather Bowman
2008	Courtney Vandersloot
2009	Kelly Bowen
2012	Sunny Greinacher
2013	Shelby Cheslek
2015	Emma Wolfram
2016	Jill Barta
2018	Jenn Wirth
2020	Kayleigh Truong
2021	Yvonne Ejim
2023	Calli Stokes

COACH OF THE YEAR

1994	Julie Holt
2003	Kelly Graves
2005	Kelly Graves
2007	Kelly Graves
2008	Kelly Graves
2010	Kelly Graves
2011	Kelly Graves
2013	Kelly Graves
2014	Kelly Graves
2015	Lisa Fortier
2017	Lisa Fortier
2018	Lisa Fortier
2019	Lisa Fortier
2023	Lisa Fortier

ALL-ACADEMIC TEAM (GPA)

1991	Kay Koppelman (3.44)
	Jennifer Mountain (3.21)
	Lisa Nicholls (3.50)
1992	Ivy Safranski (3.27)
1993	Ivy Safranski (3.23)
1994	Angie Hendricks (3.78)
	Kelli Howell (3.71)
	Ivy Safranski (3.33)
1995	Kelli Howell (3.71)
	Joy Pauley (3.52)
	Ivy Safranski (3.41)
1996	Joy Pauley (3.56)
1997	Lydia Ledgerwood (3.72)
1998	Lydia Ledgerwood (3.75)
	Staci Andrews (3.67)
2000	Holly Bruno (3.4)
2001	Jessica Malone (3.22)
	Celeste Quitiquit (3.81)
2002	Jessica Malone (3.25)
2003	Shannon Mathews (3.50)
2004	Shannon Mathews (3.32)
2005	Shannon Mathews (3.4)
	Ashley Burke (3.26)
2006	Stephanie Hawk (3.58)
2007	Michelle Elliott (3.60)
	Stephanie Hawk (3.60)
2008	Jami (Bjorklund) Schaefer (3.94)
	Michelle Elliott (3.44)
2009	Jami (Bjorklund) Schaefer (3.95)
	Janelle Bekkering (3.30)
2010	Janelle Bekkering (3.43)
	Tiffanie Shives (3.95)
2011	Janelle Bekkering (3.48)
	Claire Raap (3.48)
	Tatiana Lorenzo (3.90)*
2012	Shannon Reader (3.26)
2013	Sunny Greinacher (3.33)
2014	Sunny Greinacher (3.47)
	Haiden Palmer (4.00)

2023-24 GONZAGA WOMEN'S BASKETBALL RECORD BOOK

2015 Shelby Cheslek (3.36) * Lindsay Sherbert (3.43) * Sunny Greinacher (3.52) Elle Tinkle (3.44) Shelby Cheslek (3.41) * Shaniqua Nilles (3.43)* Lindsay Sherbert (3.57) * 2016 Shelby Cheslek (3.62) Kiara Kudron (3.36) * Shaniqua Nilles (3.63) * Emma Stach (3.62) * Georgia Stirton (3.26) * Elle Tinkle (3.46) * 2017 Elle Tinkle (3.50) Kiara Kudron (3.95) Emma Stach (3.75)* Emma Wolfram (3.57)* Chandler Smith (3.69)* 2018 Chandler Smith (3.94)	2019 Emma Stach (3.81) Katie Campbell (3.32)* Chandler Smith (3.87) Katie Campbell (3.38)* Zykeria Rice (3.54)* Jill Townsend (3.27)* Jenn Wirth (3.27)* 2020 Katie Campbell (3.36) Jill Townsend (3.34)* Jenn Wirth (3.36)* LeeAnne Wirth (3.32)* Louise Forsyth (3.42)* Anamaria Virjoghe (3.28)* 2021 Jill Townsend (3.39) Jenn Wirth (3.46) LeeAnne Wirth (3.43)* Louise Forsyth (3.42)* Cierra Walker (4.0)* Kaylynne Truong (3.66)*	2022 Anamaria Virjoghe (3.40)* Cierra Walker (4.0) Abby O'Connor (4.0) Yvonne Ejim (3.5)* Kaylynne Truong (3.6)* Eliza Hollingsworth (3.2)* 2023 Yvonne Ejim (3.52) Kaylynne Truong (3.62) McKayla Williams (3.5)* Eliza Hollingsworth (3.2)* * Honorable mention
---	---	---

SCHOLAR-ATHLETE OF THE YEAR

2014 Haiden Palmer

REGIONAL/NATIONAL ACCOLADES

ASSOCIATED PRESS ALL-AMERICAN

2005	Shannon Mathews (Honorable Mention)
2007	Stephanie Hawk (Honorable Mention)
2009	Courtney Vandersloot (Honorable Mention)
2010	Courtney Vandersloot (Honorable Mention)
2011	Courtney Vandersloot (Honorable Mention)
2014	Haiden Palmer (Honorable Mention)
2021	Jill Townsend (Honorable Mention)
	Jenn Wirth (Honorable Mention)
2023	Kaylnne Truong (Honorable Mention)

STATE FARM ALL-AMERICAN

2009	Courtney Vandersloot (Honorable Mention)
2010	Courtney Vandersloot (Honorable Mention)
2011	Courtney Vandersloot

USBWA ALL-AMERICA

2011	Courtney Vandersloot
------	----------------------

JOHN R. WOODEN ALL-AMERICAN

2010	Courtney Vandersloot (Finalist)
2011	Courtney Vandersloot (Winner)

NANCY LIEBERMAN AWARD

2010	Courtney Vandersloot (Finalist)
2011	Courtney Vandersloot (Winner)

FRANCES POMERORY NAISMITH AWARD

1985	Maria Stack
2011	Courtney Vandersloot

COSIDA ACADEMIC ALL-DISTRICT 8

2007	Stephanie Hawk
2007	Jami (Bjorklund) Schaefer
2008	Jami (Bjorklund) Schaefer
2009	Jami (Bjorklund) Schaefer
2011	Janelle Bekkering
2018	Chandler Smith

I-AAA SCHOLAR-ATHLETE TEAM

2008	Jami (Bjorklund) Schaefer
2009	Jami (Bjorklund) Schaefer
2015	Sunny Greinacher
2016	Shelby Cheslek
2017	Kiara Kudron
2018	Chandler Smith
2019	Chandler Smith
2020	Katie Campbell
	Jenn Wirth
2021	Cierra Walker
	Jenn Wirth
2022	Cierra Walker
	Abby O'Connor

WBCA REGION VII COACH OF THE YEAR

2005	Kelly Graves
------	--------------

MAGGIE DIXON ROOKIE COACH OF THE YEAR

2015	Lisa Fortier
------	--------------

2023-24 GONZAGA WOMEN'S BASKETBALL RECORD BOOK

YEAR-BY-YEAR

Year	Coach	Rec.	Pct.	Conf.	Pct.	Conf. Fin.	Other
1980-81	Linda Ponikvar	10-14	.416	---	---	---	---
1981-82	Linda Ponikvar	10-18	.357	---	---	---	---
1982-83	Linda Ponikvar	14-12	.538	---	---	---	---
1983-84	Bill Evans	21-9	.700	---	---	---	NAIA District Qualifier
1984-85	Bill Evans	28-4	.875	---	---	---	NAIA District Qualifier
1985-86	Mike Peterson	21-10	.677	---	---	---	NAIA District Qualifier
1986-87	Mike Peterson	11-16	.407	---	---	---	---
1987-88	Mike Peterson	18-9	.667	11-3	.786	1st	WCC Regular Season Champs
1988-89	Mike Peterson	15-13	.536	11-3	.786	2nd	---
1989-90	Julie Holt	10-17	.370	5-9	.357	5th	---
1990-91	Julie Holt	13-15	.464	7-7	.500	4th	---
1991-92	Julie Holt	8-19	.296	5-9	.357	6th	---
1992-93	Julie Holt	11-15	.423	6-8	.428	T4th	---
1993-94	Julie Holt	21-10	.677	10-4	.714	2nd	Women's NIT
1994-95	Kellee Barney	9-17	.346	4-10	.286	T6th	---
1995-96	Kellee Barney	4-23	.148	2-12	.143	8th	---
1996-97	Kellee Barney	4-23	.148	2-12	.143	7th	---
1997-98	Kellee Barney	11-16	.407	3-11	.214	7th	---
1998-99	Kellee Barney	8-19	.296	4-10	.286	T6th	---
1999-00	Kellee Barney	9-19	.321	2-12	.143	8th	---
2000-01	Kelly Graves	5-23	.178	0-14	.000	8th	---
2001-02	Kelly Graves	11-18	.379	2-12	.143	8th	---
2002-03	Kelly Graves	18-12	.600	9-5	.643	T2nd	---
2003-04	Kelly Graves	18-12	.600	10-4	.714	T2nd	Women's NIT First Round
2004-05	Kelly Graves	28-4	.875	14-0	1.000	1st	Women's NIT Second Round
2005-06	Kelly Graves	16-14	.533	11-3	.785	T1st	WCC Co-Regular Season Champs
2006-07	Kelly Graves	24-10	.706	13-1	.929	1st	NCAA First Round
2007-08	Kelly Graves	25-9	.735	13-1	.929	1st	Women's NIT Second Round
2008-09	Kelly Graves	27-7	.794	12-2	.857	1st	NCAA Second Round
2009-10	Kelly Graves	29-5	.853	14-0	1.000	1st	NCAA Regional Semifinals
2010-11	Kelly Graves	31-5	.861	14-0	1.000	1st	NCAA Regional Final
2011-12	Kelly Graves	28-6	.824	14-2	.875	1st	NCAA Regional Semifinals
2012-13	Kelly Graves	27-6	.818	15-1	.938	1st	NCAA First Round
2013-14	Kelly Graves	29-5	.853	16-2	.889	1st	NCAA First Round
2014-15	Lisa Fortier	26-8	.765	16-2	.889	1st	NCAA Regional Semifinals
2015-16	Lisa Fortier	19-14	.576	10-8	.556	5th	Women's NIT Second Round
2016-17	Lisa Fortier	26-7	.788	14-4	.778	1st	NCAA First Round
2017-18	Lisa Fortier	27-6	.818	17-1	.944	1st	NCAA First Round
2018-19	Lisa Fortier	29-5	.852	16-2	.889	1st	NCAA Second Round
2019-20	Lisa Fortier	28-3	.903	17-1	.944	1st	--Season shortened due to COVID-19--
2020-21	Lisa Fortier	23-4	.852	16-1	.941	1st	NCAA First Round
2021-22	Lisa Fortier	27-7	.794	15-2	.882	2nd	NCAA Second Round
2022-23	Lisa Fortier	28-5	.848	17-1	.944	1st	NCAA First Round
		669-420		397-179			

ALL-TIME ROSTER

A

Lori Abraham	1981-82-83-84
Keani Albanex	2012-13-14-15
Robin Allen	1985-86-87-88
Triana Allen	2001-02-03
Ashley Anderson	2003-04-05-06
Molly Anderson	2010-11-12
Staci Andrews	1995-96-97-98

B

Anne Bailey	2003-04-05-06
Tracy Baldwin	1991
Gillian Barfield	2018-19-20-21
Jill Barta	2016-17-18
Theresa Baumgartner	1987-88-89
Grace Beauchane	1989-90
Janelle Bekkering	2007-08-09-10-11
Megan Benedict	2012
Erin Bergman	1999-00-01
Tessie Bertilino	1990
Anne Bickelhaupt	2001-02-03-04
Kacie Bosch	2015-16
Kelly Bowen	2009-10-11-12
Heather Bowman	2007-08-09-10
Lucia Brandon	1987
Maria Bresee	1985-86
Amanda Brown	2007-08-09
Cheyenne Brown	2003-04
Holly (Turner) Bruno	1998-99-00
Ashley Burke	2002-03-04-05

C

Katie Campbell	2018-19-20
Sue Canoy	1987
Benibel Carrion	1993
Cameron Carroll	1998-99
Shelby Cheslek	2012-13-14-15-16
Nathalie Chevally	2000-01
Sarah Christensen	1992-93-94-95
Chelsea Clark	1997-98-00-01
Carol Clingan	1988-89
Grace Collett	2017
Nena Cook	1985
Casey Correa	1999-00
Heidi Crider	1990-91-92
Carla Curfman	1986-87-88-89

D

Nancy Darrow	1988-89
Kristin Deal	1997-98-99-00
Maura Doohan	1985
Corryn Douglas	2017-18
Michelle Durkin	1981-82-83

E

Yvonne Ejim	2020-21-22-23
Michelle Elliott	2007-08
Missy Eskew	1991
Kelly Ethier	1981-82

F

Amanda Fahsholtz	2001
Leah Fenwick	1993-94-95
Louise Forsyth	2018-19-20-21
Vivian Frieson	2007-08-09-10

G

Donna Gentry	1991
--------------	------

Sandy Gere	1995-96-97-98
Stephanie Golden	2011-12-13-14
Michelle Gray	1992-93-94
Sunny Greinacher	2012-13-14-15
Kylee Griffen	2019-20-21-22

H

Colleen Harmon	1983-84-85
Dominique Harris	2005-06
Tiosha Harrison	2001
Sue Harvey	1981-82-83
Maria Hassett	2006-07-08
Stephanie Hawk	2004-05-06-07
Angie Hendricks	1992-93-94
Chelsea Herman	1993-94-95-96-97
Katherine Herman	2003
Rebecca Higgins	1993
Melissa Holland	2016
Eliza Hollingsworth	2020-21-22-23
Pam Holsinger	1983
Kelli Howell	1992-93-94-95
Maud Huijbens	2022-23
Alana Hunt	1992

J

Rikki Jackson	2002
Tennille Jeffries	1996-97-98-99-00
Beth Jensen	1981-82-83
Raeanna Jewell	2002-03-04-05

K

Rachel Kane	2004-05-06-07-08
Taelor Karr	2012-13
Melody Kempton	2019-20-21-22
Karen Kime	1986-87
Kay Koppelman	1988-89-90-91
Kim Kucera	1981
Kiara Kudron	2013-14-15-16-17

L

Jennifer Lamb	1987
Carmel Lampson	2000-01
Tara Landon	1991
Juliann Laney	2002-05-06
Delphine Lecoultre	2003-04-05
Lydia Ledgerwood	1995-96-97-98
Kathleen Linn	1981-82
Esther Little	2022-23
Jessie Loera	2017-18-19-20
Tatiana Lorenzo	2007-08-09-10-11

M

Jessica Malone	1999-00-01-02
Shannon Mathews	2002-03-04-05
Bryna Maxwell	2023
Regan McCliment	1995-96
Melissa McCullough	1996-97
Karla McGuire	1988
Kerri McIntosh	1986-87-88-89
Shennae McNairy	1998-99
Sheri McNeal	1983-84-85
Paula Mitchell	1982-83-84
Renay Mobley	1988-89
Leigh Morehouse	1981-82
Claudia Morgan	1994-95
Jennifer Mountain	1988-89-90-91
Ziya Muhammad	2002
Payton Muma	2022-23

Casy Murdock	1998
Cindy Murphy	1990

N

Mandy Nelson	1992-93-94
Lisa Nicholls	1988-89-90-91
Shaniqua Nilles	2012-13-14-15-16

O

Loretta O'Brien	1983-84-85-86
Rosie O'Brien	1981
Abby O'Connor	2021-22
Heather Osberg	1997-98-99-00
Lisa Osborn	1982-83-84

P

Colleen Palmer	1984
Haiden Palmer	2011-12-13-14
Joy Pauley	1993-94-95-96
Sydney Perno	1997-98-99-00
Kaitlyn Petersen	2010
Tami Petersen	1981-82
Heidi Phillips	1992-93-94-96
Sasha Polishchuk	2006-07-08
Kathy Pradere	1982-83-84-85
Katie Prichard	2003-04-05-06

Q

Celeste Quitiquit	2000-01-02
-------------------	------------

R

Claire Raap	2008-09-10-11
Shannon Reader	2009-10-11-12
Jazmine Redmon	2011-12-13-14
Katelan Redmon	2010-11-12
Elaina Renius	2005-06-08
Tori Rhodes	1986-87
Zykeria Rice	2016-17-18-19
Giana Riley	2023
Katy Ridenour	2004-05-06-07
Juanita Rivera	1992-93-94
Janet Robertson	1981-82-83-84
Cynthia Rosman	1986
Jennifer Rosman	1986

S

Ivy Safanski	1992-93-94-95
Bree Salenbien	2022
Beth Salzman	1991-92
Simone Santos	2006-07
Lily Scanlon	2021
Jami Schaefer	2006-07-08-09
Carter Schick	2009-10-11
Sarah Schramm	2006
Cheri Sharp	1990-91
Ellen Shaw	2001
Ashley Shearer	2003-04
Lindsay Sherbert	2014-15
Rebekah Sherfey	1996
Tiffanie Shives	2008-09-10
Amy Jo Silva	1995-96
Amy Simpson	1983-84-85-86
Chandler Smith	2016-17-18-19
Missy Smith	1989-90
Maria Stack	1985
Nora Stack	1981
Terri Stalder	1981-82
Kayla Standish	2009-10-11

2023-24 GONZAGA WOMEN'S BASKETBALL RECORD BOOK

ALL-TIME ROSTER

Emma Stach	2015-16-17-18	Lorrie Tidwell	1992	Valda Vitolins	1986
Sara Steblaj	2002	Elle Tinkle	2013-14-15-16-17	W	
Sheri Stemple	1990-91	Melanie Tipps	1998-99-00-02	Cierra Walker	2020-21-22
Annette Steward	1996-97	Jill Townsend	2018-19-20-21	Danielle Walter	2011-12-13-14
Bernice Stime	2001-02	Kayleigh Truong	2020-21-22-23	Jessica Waltz	1997-98-99-00
Georgia Stirton	2015-16	Kaylynn Truong	2020-21-22-23	Chelsea Waters	2013-14-15-16
Laura Stockton	2016-17-18-19	U		Michelle Wiitala	1983-84-85
Calli Stokes	2022-23	Monica Uhrig	2003-04	Makenlee Williams	2016-17
Laura Sullivan	2014-15	V		McKayla Williams	2021-22-23
T		Courtney Vandersloot	2008-09-10-11	Meghan Winters	2010-11-12-13
Ariam TeclMariam	2009-10	Lisa Vestal	1985-86	Jenn Wirth	2018-19-20-21
Zhané Templeton	2016-17	Maiki Viela	2012-13-14	LeeAnne Wirth	2018-19-20-21
Penny Thomley	1981-82-83	Anamaria Virjoghe	2019-20-21-22	Emma Wolfram	2014-15-16-17-18
Tammy Tibbles	1985-86-87-88				

RESULTS WHEN NATIONALLY RANKED

POLLS

DATE	W/L	SCORE	AP	USA TODAY	OPPONENT (LOCATION)
2-26-05	W	81-35	25	25	Portland (Home)
3-3-05	W	77-42	24	23	Portland (N - WCC Tournament - Santa Clara, CA)
3-5-05	W	58-40	24	23	Pepperdine (N - WCC Tournament - Santa Clara, CA)
3-6-05	L	66-77	24	23	Santa Clara (Away - WCC Tournament, Santa Clara, CA)
2-6-10	W	70-58	24	--	Portland (Away)
2-11-10	W	88-75	22	23	Saint Mary's (Away)
2-13-10	W	75-61	22	23	San Diego (Away)
2-18-10	W	73-40	21	22	Loyola Marymount (Home)
2-20-10	W	87-45	21	22	Pepperdine (Home)
2-25-10	W	83-52	19	20	Santa Clara (Away)
2-27-10	W	83-35	19	20	San Francisco (Away)
3-7-10	W	87-47	17	17	Santa Clara (Neutral - WCC Tournament, Las Vegas, NV)
3-8-10	W	76-48	17	17	Pepperdine (Neutral - WCC Tournament, Las Vegas, NV)
3-20-10	W	82-76	15	14	North Carolina (Neutral - NCAA Tournament, Seattle, WA)
3-22-10	W	72-71	15	14	Texas A&M (Neutral - NCAA Tournament, Seattle, WA)
3-27-10	L	56-74	15	14	Xavier (Neutral - NCAA Tournament, Sacramento, CA)
11-12-10	L	73-79	--	22	USC (Away)
11-14-10	W	114-40	--	22	Whitman (Home)
2-17-11	W	93-65	25	--	Santa Clara (Away)
2-19-11	W	103-59	25	--	San Francisco (Away)
2-24-11	W	106-66	23	23	Saint Mary's (Home)
2-26-11	W	80-58	23	23	San Diego (Home)
3-6-11	W	96-71	22	20	Portland (Neutral - WCC Tournament, Las Vegas, NV)
3-7-11	W	72-46	20	19	Saint Mary's (Neutral - WCC Tournament, Las Vegas, NV)
3-19-11	W	92-86	20	19	Iowa (Home - NCAA Tournament, Spokane, WA)
3-21-11	W	89-75	20	19	UCLA (Home - NCAA Tournament, Spokane, WA)
3-26-11	W	76-69	20	19	Louisville (Neutral - NCAA Tournament, Spokane, WA)
3-28-11	L	60-83	20	19	Stanford (Neutral - NCAA Tournament, Spokane, WA)
11-30-11	W	71-69	--	24	Washington State (Away)
12-2-11	W	73-60	--	24	Cal State Fullerton (Away)
12-4-11	L	51-58	--	24	USC (Home)
12-17-11	W	83-56	--	25	UC Riverside (Home)
12-19-11	W	71-68	--	25	Georgia (Neutral - Holiday Hoops Classic, Las Vegas, NV)
12-21-11	W	82-76	--	24	Dayton (Neutral - Holiday Hoops Classic, Las Vegas, NV)
12-29-11	W	80-65	--	24	Portland (Away)
1-1-12	W	90-52	--	24	Saint Francis (PA) (Home)
1-5-12	W	79-50	--	24	Pepperdine (Away)
1-7-12	W	80-54	--	24	Loyola Marymount (Away)
1-12-12	W	87-52	23	22	San Francisco (Home)
1-14-12	L	63-66	23	22	Saint Mary's (Home)
1-19-12	W	81-68	--	25	Santa Clara (Away)
1-21-12	W	55-44	--	25	San Diego (Away)
1-26-12	W	79-61	22	20	Loyola Marymount (Home)
1-28-12	W	75-70	22	20	Saint Mary's (Away)
2-2-12	W	77-56	20	19	Portland (Home)

2023-24 GONZAGA WOMEN'S BASKETBALL RECORD BOOK

RESULTS WHEN NATIONALLY RANKED

DATE	W/L	SCORE	POLLS		OPPONENT (LOCATION)	NCAA Seed
			AP	USA TODAY		
2-4-12	W	68-58	20	19	San Diego (Home)	
2-9-12	L	40-70	19	18	BYU (Away)	
2-16-12	W	87-55	--	23	Santa Clara (Home)	
2-18-12	W	66-40	--	23	Pepperdine (Home)	
2-25-12	W	77-60	25	21	BYU (Home)	
3-3-12	W	83-78	22	20	Saint Mary's (Neutral - WCC Tournament, Las Vegas, NV)	
3-5-12	L	66-78	22	20	BYU (Neutral - WCC Tournament, Las Vegas, NV)	
3-17-12	W	86-73	23	24	Rutgers (Home - NCAA Tournament, Spokane, WA)	GU 11 (R 6)
3-19-12	W	65-54	23	24	Miami (Home - NCAA Tournament, Spokane, WA)	GU 11 (M 3)
3-25-12	L	62-79	23	24	Kentucky (Neutral - NCAA Tournament, Kingston, RI)	GU 11 (K 2)
11-8-13	W	64-56	25	--	Idaho (Home)	
11-10-13	W	91-54	25	--	UT Martin (Home)	
11-14-13	L	78-82	25	--	Oklahoma (Away)	
11-20-13	W	78-58	24	25	Eastern Washington (Home)	
11-30-13	W	81-31	24	24	Colgate (Home)	
12-2-13	W	82-42	24	24	Fairfield (Home)	
12-6-13	W	96-47	24	24	Portland State (Home)	
12-8-13	W	59-58	24	24	Ohio State (Away)	
12-10-13	W	70-55	23	22	Wisconsin (Away)	
12-14-13	L	45-73	23	22	Stanford (Away)	
12-16-13	W	87-43	25	22	UC Riverside (Home)	
12-21-13	W	70-62	25	22	Washington State (Away)	
12-28-13	L	78-79 (OT)	24	22	Saint Mary's (Away)	
1-17-14	W	68-40	--	23	San Francisco (Away)	
1-19-14	W	67-61	--	23	Santa Clara (Away)	
1-23-14	W	91-82 (OT)	25	22	Loyola Marymount (Away)	
1-25-14	W	69-39	25	22	Pepperdine (Away)	
1-30-14	W	89-37	22	17	Santa Clara (Home)	
2-1-14	W	101-66	22	17	San Francisco (Home)	
2-6-14	W	86-51	20	15	Pepperdine (Home)	
2-8-14	W	88-51	20	15	Loyola Marymount (Home)	
2-13-14	W	66-48	20	15	San Diego (Away)	
2-15-14	L	52-62	20	15	BYU (Away)	
2-22-14	W	72-61	24	20	Portland (Home)	
2-27-14	W	75-65	22	20	Saint Mary's (Home)	
3-1-14	W	81-77	22	20	Pacific (Home)	
3-7-14	W	81-68	21	19	San Francisco (Neutral - WCC Tournament, Las Vegas, NV)	
3-10-14	W	68-60	21	19	Saint Mary's (Neutral - WCC Tournament, Las Vegas, NV)	
3-11-14	W	71-57	18	16	BYU (Neutral - WCC Tournament, Las Vegas, NV)	
3-23-14	L	63-72	18	16	James Madison (Neutral - NCAA Tournament, College Station, TX)	GU 6 (JM 11)
11-18-14	W	88-63	24	--	Idaho State (Home)	
11-21-14	W	89-60	24	--	Montana State (Away)	
11-24-16	L	66-78	25	--	Michigan (Neutral - Paradise Jam - St. Thomas, U.S.V.I.)	
11-25-16	L	69-87	25	--	Florida State (Neutral - Paradise Jam - St. Thomas, U.S.V.I.)	
11-26-16	W	71-41	25	--	Winthrop (Neutral - Paradise Jam - St. Thomas, U.S.V.I.)	
12-9-18	W	76-53	24	22	Washington State (Home)	
12-16-18	W	70-67	21	21	Missouri State (Away)	
12-20-18	W	88-51	21	21	Idaho (Home)	
12-29-18	W	78-53	20	21	Loyola Marymount (Away)	
12-31-18	W	79-54	17	21	Pepperdine (Away)	
1-3-19	W	74-62	17	18	Saint Mary's (Home)	
1-5-19	W	88-65	17	18	Pacific (Home)	
1-12-19	W	97-71	14	15	Portland (Home)	
1-17-19	L	68-70	13	14	BYU (Away)	
1-19-19	W	86-61	13	14	San Diego (Away)	
1-24-19	W	78-51	18	17	San Francisco (Home)	
1-26-19	W	78-61	18	17	Santa Clara (Home)	
1-31-19	W	63-51	15	13	Pacific (Away)	
2-2-19	W	66-52	15	13	Saint Mary's (Away)	
2-9-19	W	93-62	13	12	Portland (Away)	
2-14-19	W	71-44	13	12	San Diego (Home)	

2023-24 GONZAGA WOMEN'S BASKETBALL RECORD BOOK

RESULTS WHEN NATIONALLY RANKED

DATE	W/L	SCORE	POLLS		OPPONENT (LOCATION)	NCAA Seed
			AP	USA TODAY		
2-16-19	L	66-64	13	12	BYU (Home)	
2-21-19	W	74-61	15	16	Santa Clara (Away)	
2-23-19	W	64-44	15	16	San Francisco (Away)	
2-28-19	W	83-60	16	14	Pepperdine (Home)	
3-2-19	W	68-58	16	14	Loyola Marymount (Home)	
3-11-19	W	78-77 2OT	12	12	Saint Mary's (Neutral - WCC Tournament, Las Vegas, Nev.)	
3-12-19	L	82-68	12	11	BYU (Neutral - WCC Tournament, Las Vegas, Nev.)	
3-23-19	W	68-51	16	14	Arkansas-Little Rock (Neutral, NCAA Tournament - Corvallis, Ore.)	5 (UALR 12)
3-25-19	L	76-70	16	14	Oregon State (Away, NCAA Tournament - Corvallis, Ore.)	5 (OSU 4)
11-10-19	W	92-48	RV	23	Cal State Bakersfield (Home)	
11-14-19	W	78-55	RV	23	UT Martin (Home)	
11-17-19	L	70-76	RV	23	Stanford (Away)	
11-22-19	W	84-44	23	21	Eastern Washington (Home)	
11-29-19	W	76-65	22	21	Dayton (Neutral, Gulf Coast Showcase, Estero, Fla.)	
11-30-19	W	62-50	22	21	Middle Tennessee (Neutral, Gulf Coast Showcase, Estero, Fla.)	
12-1-19	W	63-50	22	21	Purdue (Neutral, Gulf Coast Showcase, Estero, Fla.)	
12-5-19	W	70-55	18	17	Montana State (Away)	
12-8-19	W	76-53	18	17	Washington State (Away)	
12-14-19	W	80-45	17	17	Texas Southern (Home)	
12-17-19	W	65-54	17	18	Wyoming (Away)	
12-20-19	W	64-52	17	18	Missouri State (Home)	
12-29-19	W	62-57	17	17	Portland (Home)	
1-2-20	W	55-43	17	16	BYU (Away)	
1-4-20	W	57-42	17	16	San Diego (Away)	
1-9-20	W	74-49	16	15	Saint Mary's (Home)	
1-11-20	W	68-67	16	15	Pacific (Home)	
1-16-20	W	67-52	16	13	Santa Clara (Away)	
1-18-20	W	69-46	16	13	San Francisco (Away)	
1-23-20	W	70-36	13	11	Pepperdine (Home)	
1-25-20	W	78-52	13	11	Loyola Marymount (Home)	
1-30-20	W	57-48	12	11	San Diego (Home)	
2-1-20	W	59-44	12	11	BYU (Home)	
2-6-20	W	83-65	11	11	Pacific (Away)	
2-8-20	L	60-70	11	11	Saint Mary's (Away)	
2-13-20	W	56-38	15	15	San Francisco (Home)	
2-15-20	W	53-46	15	15	Santa Clara (Home)	
2-20-20	W	75-47	13	13	Loyola Marymount (Away)	
2-22-20	W	64-50	13	13	Pepperdine (Away)	
2-29-20	W	56-42	11	10	Portland (Away)	
3-9-20	L	70-69	11	11	Portland (Neutral, WCC Tournament, Las Vegas, Nev.)	
11-29-20	L	79-72	21	20	South Carolina (Neutral, Bad Boy Mowers Crossover Classic, Sioux Falls, SD)	
11-30-20	W	54-50	18	20	South Dakota (Neutral, Bad Boy Mowers Crossover Classic, Sioux Falls, SD)	
12-6-20	L	75-72 OT	18	18	South Dakota State (Away)	
12-8-20	W	89-50	25	25	Wyoming (Away)	
12-13-20	W	58-51	25	25	Montana (Home)	
12-20-20	W	77-68	25	25	Eastern Michigan (Neutral, Holiday Hoops Classic, Las Vegas, Nev.)	
12-21-20	W	87-57	23	25	North Alabama (Neutral, Holiday Hoops Classic, Las Vegas, Nev.)	
12-28-20	W	65-62	23	23	Loyola Marymount (Away)	
12-30-20	W	58-42	23	23	Pepperdine (Away)	
1-2-21	W	69-37	23	23	Saint Mary's (Home)	
1-4-21	W	79-59	21	23	Pacific (Home)	
1-9-21	W	75-43	21	21	Portland (Home)	
1-14-21	W	71-52	20	19	Santa Clara (Away)	
1-16-21	W	76-52	20	19	San Francisco (Away)	
1-24-21	W	79-61	20	18	Portland (Away)	
1-28-21	W	77-65	18	17	Pacific (Away)	
2-2-21	W	63-56	19	18	BYU (Home)	
2-11-21	W	79-66	17	16	San Francisco (Home)	
2-13-21	W	67-50	17	16	Santa Clara (Home)	
2-18-21	L	61-56	16	16	BYU (Away)	
2-20-21	W	69-47	16	16	San Diego (Away)	
2-25-21	W	95-49	21	19	Pepperdine (Home)	

2023-24 GONZAGA WOMEN'S BASKETBALL RECORD BOOK

RESULTS WHEN NATIONALLY RANKED

POLLS

DATE	W/L	SCORE	AP	USA TODAY	OPPONENT (LOCATION)	NCAA Seed
2-27-21	W	77-39	21	19	Loyola Marymount (Home)	
3-8-21	W	72-62	16	15	Santa Clara (Neutral)	
3-9-21	W	43-42	16	14	BYU (Neutral)	
3-22-21	L	64-59	14	13	Belmont (Neutral, NCAA Tournament)	5 (Belmont 12)
11-28-22	W	62-43	25	23	Maine (Home)	
12-1-22	W	71-59	25	23	Stephen F. Austin (Home)	
12-4-22	L	84-63	25	23	Stanford (Away)	
12-6-22	W	73-49	23	22	Queen's University (Home)	
12-11-22	W	73-55	23	22	UC Davis (Home)	
12-17-22	W	67-58	23	23	BYU (Home)	
12-19-22	W	70-59	23	22	San Diego (Home)	
12-21-22	W	82-67	22	22	Montana (Home)	
12-29-22	W	77-63	20	19	Pepperdine (Away)	
12-31-22	W	96-51	20	19	Loyola Marymount (Away)	
1-5-23	W	63-52	20	20	San Francisco (Home)	
1-7-23	W	78-61	20	20	Santa Clara (Home)	
1-14-23	W	73-66	21	20	Portland (Away)	
1-19-23	W	81-78	19	16	Pacific (Away)	
1-21-23	W	82-57	19	16	Saint Mary's (Away)	
1-26-23	W	66-55	20	17	Loyola Marymount (Home)	
1-28-23	W	67-49	20	17	Pepperdine (Home)	
2-2-23	L	72-77	18	17	Santa Clara (Away)	
2-4-23	W	78-56	18	17	San Francisco (Away)	
2-11-23	W	63-53	22	23	Portland (Home)	
2-16-23	W	69-58	19	20	Pacific (Home)	
2-18-23	W	65-51	19	20	Saint Mary's (Home)	
2-23-23	W	73-61	15	15	San Diego (Away)	
2-25-23	W	58-51	15	15	BYU (Away)	
3-6-23	W	79-64	16	15	BYU (WCC Tournament)	
3-7-23	L	64-60	16	15	Portland (WCC Tournament)	
3-17-23	L	71-48	16	15	Ole Miss (NCAA Tournament First Round)	9 (Ole Miss 8)
Overall	163-30					

RESULTS AGAINST RANKED OPPONENTS

DATE	W/L	SCORE	POLLS		OPPONENT (LOCATION)	NCAA Seed
			AP	USA TODAY		
12-30-99	L	58-76	22	NR	UC Santa Barbara (Home)	
11-25-03	L	57-73	24	25	Oregon (Home)	
12-4-03	L	64-88	19	23	Utah (Away)	
11-24-05	L	50-88	10	10	Maryland (U.S. Virgin Islands - Paradise Jam)	
11-25-05	L	65-79	2	1	Tennessee (U.S. Virgin Islands - Paradise Jam)	
11-26-05	L	45-60	9	9	Michigan State (U.S. Virgin Islands - Paradise Jam)	
12-10-05	L	54-81	23	22	Utah (Away)	
11-24-06	W	62-57	19	19	UCLA (Honolulu - Rainbow Wahine Classic)	
11-25-06	L	63-101	2	2	North Carolina (Honolulu - Rainbow Wahine Classic)	
12-2-06	L	44-69	9	9	Purdue (Away)	
12-6-06	L	66-81	13	13	Arizona State (Home)	
12-17-06	L	60-74	21	25	Marquette (Away)	
3-17-07	L	46-85	17	NR	Middle Tennessee State (Palo Alto, CA - NCAA 1st Round)	5 (GU-12)
11-30-07	L	60-78	14	13	Arizona State (Away)	
12-16-07	L	73-96	1	1	Tennessee (Away)	
11-30-08	W	69-62	16	15	Virginia (Milwaukee - WBCA Classic)	
03-21-09	W	74-59	15	16	Xavier (Seattle, WA - NCAA 1st Round)	4 (GU-12)
03-23-09	L	60-65	20	18	Pittsburgh (Seattle, WA - NCAA 2nd Round)	5 (GU-12)
11-29-09	L	74-105	2	2	Stanford (Away)	
12-19-09	L	49-70	6	5	Baylor (Las Vegas - Holiday Hoops Classic)	
12-20-09	L	76-80	13	11	Texas A&M (Las Vegas - Holiday Hoops Classic)	
03-22-10	W	72-71	9	9	Texas A&M (Seattle, WA - NCAA 2nd Round)	2 (GU-7)
03-27-10	L	56-74	5	5	Xavier (Sacramento, CA - NCAA Sweet 16)	3 (GU-7)
11-21-10	L	78-84	3	3	Stanford (Home)	
03-21-11	W	89-75	8	8	UCLA (Spokane, WA - NCAA 2nd Round)	3 (GU-11)
03-26-11	W	79-69	13	13	Louisville (Spokane, WA - NCAA Sweet 16)	7 (GU-11)
03-28-11	L	60-83	2	2	Stanford (Spokane, WA - NCAA Elite Eight)	1 (GU-11)
11-13-11	L	61-76	5	5	Stanford (Away)	
03-17-12	W	86-73	12	11	Rutgers (Spokane, WA - NCAA First Round)	6 (GU-11)
03-19-12	W	65-64	8	9	Miami (Spokane, WA - NCAA Second Round)	3 (GU-11)
03-25-12	L	62-79	8	8	Kentucky (Kingston, RI - NCAA Sweet Sixteen)	2 (GU-11)
11-21-12	L	42-55	6	6	Louisville (Puerta Vallarta, Mexico - Hardwood Tournament of Hope)	
12-02-12	L	41-69	1	1	Stanford (Home)	
12-17-12	L	60-65	20	19	Ohio State (Home)	
03-23-13	L	60-72	23	23	Iowa State (Spokane, WA - NCAA First Round)	5 (GU-12)
12-14-13	L	45-73	6	4	Stanford (Away)	
01-11-14*	W	79-50	24	24	San Diego (Home)	
11-16-14	W	75-65	22	22	Dayton (Home)	
11-29-14	L	67-79	17	16	Iowa (Las Vegas, NV - South Point Thanksgiving Shootout)	
03-20-15	W	82-69	19	19	George Washington (Corvallis, OR - NCAA First Round)	6 (GU-11)
03-22-15	W	74-64	10	10	Oregon State (Corvallis, OR - NCAA Second Round)	3 (GU-11)
03-28-15	L	69-73 (ot)	6	5	Tennessee (Spokane, WA - NCAA Sweet Sixteen)	1 (GU-11)
11-15-15	L	48-65	16	14	Stanford (Home)	
02-27-16*	W	73-55	NR	22	BYU (Home)	
11-18-16	W	68-63	11	7	Stanford (Away)	
11-25-16	L	69-87	10	9	Florida State (St. Thomas, U.S.V.I. - Paradise Jam)	
03-18-17	L	62-75	23	20	Oklahoma (Seattle, WA - NCAA First Round)	6 (GU-11)
11-25-17	L	71-88	NR	21	DePaul (Las Vegas, Nev. - Play4Kay Showcase)	
03-17-18	L	68-82	15	19	Stanford (Away - NCAA First Round)	4 (GU-13)
11-22-18	L	65-81	1	1	Notre Dame (Vancouver, B.C. - Vancouver Showcase)	
12-2-18	W	79-73	8	7	Stanford (Home)	
3-25-19	L	70-76	11	11	Oregon State (Corvallis, OR - NCAA Second Round)	4 (GU-5)
11-17-19	L	70-76 (ot)	3	3	Stanford (Away)	
12-20-19	W	64-52	20	17	Missouri State (Home)	
11-29-20	L	79-72	1	1	South Carolina (Neutral, Bad Boy Mowers Crossover Classic, Sioux Falls, SD)	
11-21-21	L	66-62	7	7	Stanford (Home)	
01-09-22	L	66-50	2	2	Stanford (Away)	
02-05-22	L	62-50	16	16	BYU (Home)*	
02-19-22	L	63-39	16	20	BYU (Away)*	
03-08-22	W	71-59	15	15	BYU (Las Vegas, Nevada - WCC Championship)*	
03-20-22	L	68-59	4	4	Louisville (Louisville, KY - NCAA Second Round)	1 (GU-9)
11-19-22	W	79-67 (ot)	6	6	Louisville (Paradise Island, Bahamas)	
11-21-22	W	73-72	23	5	Tennessee (Paradise Island, Bahamas)	

*WCC Contest

WEST COAST CONFERENCE TOURNAMENT RESULTS

1994 AT SANTA CLARA		First Round		Championship	
Semifinals		#1 Gonzaga	77	#1 Gonzaga	86
#2 Gonzaga	84	#8 Pepperdine	67	#3 Saint Mary's	75
#3 Saint Mary's	66	Semifinals			
Championship		#1 Gonzaga	81		
#4 Portland	73	#5 Saint Mary's	64	2018 IN LAS VEGAS	
#2 Gonzaga	65	Championship		Quarterfinals	
1995 AT SANTA CLARA		#1 Gonzaga	66	#1 Gonzaga	81
First Round		#3 San Diego	70	#8 Pepperdine	70
#2 Portland	79			Semifinals	
#7 Gonzaga	73	2009 IN LAS VEGAS		#1 Gonzaga	65
1996 AT SANTA CLARA		Semifinals		#5 San Francisco	53
First Round		#1 Gonzaga	74	Championship	
#1 Portland	77	#4 Loyola Marymount	63	#1 Gonzaga	79
#8 Gonzaga	60	Championship		#6 San Diego	71
1997 AT LOYOLA MARYMOUNT		#1 Gonzaga	66	2019 IN LAS VEGAS	
First Round		#6 San Diego	55	Semifinals	
#2 San Francisco	86			#1 Gonzaga	78
#7 Gonzaga	49	2010 IN LAS VEGAS		#4 Saint Mary's	77 (2ot)
1998 AT SANTA CLARA		Semifinals		Championship	
First Round		#1 Gonzaga	87	#1 Gonzaga	68
#2 Pepperdine	75	#8 Santa Clara	47	#2 BYU	82
#7 Gonzaga	56	Championship			
1999 AT SANTA CLARA		#1 Gonzaga	76	2020 IN LAS VEGAS	
First Round		#3 Pepperdine	48	Semifinals	
#2 Santa Clara	69			#1 Gonzaga	69
#7 Gonzaga	42	2011 IN LAS VEGAS		#4 Portland	70
2000 AT SANTA CLARA		Semifinals			
First Round		#1 Gonzaga	97	2021 IN LAS VEGAS	
#1 Pepperdine	82	#4 Portland	71	Semifinals	
#8 Gonzaga	71	Championship		#1 Gonzaga	72
2001 AT SAN DIEGO		#1 Gonzaga	72	#4 Santa Clara	62
First Round		#2 Saint Mary's	46	Championship	
#1 Saint Mary's	84			#1 Gonzaga	43
#8 Gonzaga	59	2012 IN LAS VEGAS		#2 BYU	42
2002 AT SAN DIEGO		Semifinals		2022 IN LAS VEGAS	
First Round		#1 Gonzaga	83	Semifinals	
#1 Pepperdine	68	#4 Saint Mary's	78	#2 Gonzaga	69
#8 Gonzaga	64	Championship		#3 San Francisco	55
2003 AT SAN DIEGO		#1 Gonzaga	66	Championship	
Semifinals		#2 BYU	78	#2 Gonzaga	71
#3 Santa Clara	60			#1 BYU	59
#2 Gonzaga	59 (ot)	2013 IN LAS VEGAS		2023 IN LAS VEGAS	
2004 AT SANTA CLARA		Semifinals		Semifinals	
Semifinals		#1 Gonzaga	62	#1 Gonzaga	79
#2 Gonzaga	66	#4 BYU	43	#5 BYU	64
#3 Pepperdine	64 (ot)	Championship		Championship	
Championship		#1 Gonzaga	62	#1 Gonzaga	60
#1 Loyola Marymount	61	#2 San Diego	50	#2 Portland	64
#2 Gonzaga	58	2014 IN LAS VEGAS		WCC TOURNAMENT CHAMPIONS	
2005 AT SANTA CLARA		Quarterfinals		2023	Portland
First Round		#1 Gonzaga	81	2022	GONZAGA
#1 Gonzaga	77	#8 San Francisco	68	2021	GONZAGA
#8 Portland	42	Semifinals		2020	Portland
Semifinals		#1 Gonzaga	68	2019	BYU
#1 Gonzaga	58	#4 Saint Mary's	60	2018	GONZAGA
#4 Pepperdine	40	Championship		2017	GONZAGA
Championship		#1 Gonzaga	71	2016	San Francisco
#3 Santa Clara	77	#2 BYU	57	2015	BYU
#1 Gonzaga	66	2015 IN LAS VEGAS		2014	GONZAGA
2006 AT GONZAGA		Quarterfinals		2013	GONZAGA
First Round		#1 Gonzaga	70	2012	BYU
#1 Gonzaga	67	#8 Loyola Marymount	50	2011	GONZAGA
#8 San Francisco	75	Semifinals		2010	GONZAGA
2007 AT PORTLAND		#1 Gonzaga	55	2009	GONZAGA
First Round		#5 BYU	61	2008	San Diego
#1 Gonzaga	68	2016 IN LAS VEGAS		2007	GONZAGA
#8 Portland	55	Quarterfinals		2006	Pepperdine
Semifinals		#4 Santa Clara	59	2005	Santa Clara
#1 Gonzaga	59	#5 Gonzaga	58	2004	Loyola Marymount
#7 San Francisco	38	2017 IN LAS VEGAS		2003	Pepperdine
Championship		Quarterfinals		2002	Pepperdine
#1 Gonzaga	64	#1 Gonzaga	91	2001	Saint Mary's
#3 Loyola Marymount	47	#9 Pacific	59	2000	San Diego
2008 AT SAN DIEGO		Semifinals		1999	Saint Mary's
		#1 Gonzaga	77	1998	Santa Clara
		#4 San Francisco	46	1997	San Francisco
				1996	San Francisco
				1995	San Francisco
				1994	Portland
				1993	San Diego
				1992	Santa Clara

2023-24 GONZAGA WOMEN'S BASKETBALL RECORD BOOK

WEST COAST CONFERENCE TOURNAMENT STATISTICS

PLAYER	GP-GS	FGM-FGA	PCT	3FG-FGM	PCT	FTM-FTA	PCT	OFF	DEF	REB	AVG	PF-DQ	A	TO	BLK	ST	MIN	PTS	AVG
Jill Barta	7-7	53-90	.588	12-29	.413	38-45	.844	13	29	42	6.0	18-0	10	19	2	9	189	146	20.9
Ivy Safranski	3-3	17-45	.377	9-18	.500	17-20	.850	5	11	16	5.3	6-0	6	16	0	7	93	60	20.0
Heather Bowman	10-10	70-123	.56.9	0-0	.000	44-78	.564	26	42	68	6.8	33-0	11	22	6	9	322	184	18.4
Jessica Malone	4-4	24-62	.387	13-28	.464	14-19	.737	10	15	25	6.2	11-2	10	14	0	6	130	74	18.5
Ashley Burke	7-7	30-62	.484	4-6	.667	48-53	.905	27	33	60	8.6	18-0	16	20	2	4	228	112	16.0
Haiden Palmer	7-7	41-100	.410	10-22	.455	9-17	.529	14	12	26	3.7	12-0	11	16	2	25	224	102	14.6
Courtney Vandersloot	9-9	46-113	.407	11-30	.367	27-36	.750	6	23	29	3.2	20-0	79	19	4	15	300	128	14.2
Yvonne Ejim	6-2	32-60	.533	0-0	.000	20-25	.800	25	28	2853	8.8	15-1	9	13	8	5	142	84	14.0
Juanita Rivera	2-2	10-23	.434	0-0	.000	5-8	.625	12	9	21	10.5	4-0	1	3	3	4	64	25	12.5
Sunny Greinacher	8-6	41-91	.451	0-1	.000	16-19	.842	14	28	42	5.3	9-0	14	17	6	5	216	98	12.3
Katelan Redmon	6-4	32-67	.478	1-2	.500	8-9	.889	12	16	28	4.7	10-0	11	5	0	4	168	73	12.0
Kayla Standish	8-4	34-77	.442	2-6	.333	26-30	.867	16	41	57	7.1	15-0	6	8	5	8	174	96	12.0
Sarah Christensen	3-1	15-35	.428	2-2	1.000	6-10	.600	5	10	15	5.0	14-2	2	8	1	3	74	36	12.0
Stephanie Hawk	7-7	31-60	.517	2-4	.500	20-22	.909	11	40	51	7.3	11-0	15	17	15	6	215	84	12.0
Kaylynn Truong	7-3	20-51	.392	10-27	.370	21-21	1.000	2	12	14	2.3	10-0	19	14	1	8	168	71	11.8
Joy Pauley	4-4	21-49	.428	0-7	.000	5-8	.625	22	24	46	11.5	9-1	8	5	0	8	152	47	11.7
Kelli Howell	3-3	14-37	.378	0-0	.000	7-10	.700	6	11	17	5.6	13-1	5	5	0	1	87	35	11.6
Bryna Maxwell	2-2	9-18	.500	5-12	.417	0-0	.000	0	6	6	3.0	4-0	1	3	0	2	60	23	11.5
Zykeria Rice	9-5	38-70	.543	1-1	1.000	26-27	.963	14	22	36	4.0	18-0	3	20	4	4	171	103	11.4
Shannon Mathews	7-6	29-73	.397	13-37	.351	8-9	.888	3	17	20	2.8	10-0	17	26	2	17	221	79	11.3
Anne Bailey	7-2	28-69	.406	6-12	.500	16-20	.800	11	29	40	5.7	21-1	9	12	5	5	189	78	11.1
Holly Bruno (Turner)	2-1	7-29	.241	4-13	.307	4-11	.363	3	2	5	2.5	3-0	1	3	0	2	44	22	11.0
Ashley Anderson	4-4	16-37	.432	0-0	.000	11-19	.579	7	20	27	6.8	12-0	4	7	4	7	126	43	10.8
Tiffanie Shives	5-2	18-45	.400	9-26	.346	8-9	.889	2	7	9	1.8	8-0	8	8	1	4	116	53	10.6
Lindsay Sherbert	5-0	17-32	.531	10-17	.588	8-10	.800	5	12	17	3.4	5-0	6	7	0	3	94	52	10.4
Lydia Ledgerwood	3-3	13-40	.325	3-11	.272	3-8	.375	2	6	8	2.6	3-0	1	11	0	1	86	31	10.3
Rebekah Sherfey	1-1	4-13	.307	2-4	.500	0-0	.000	2	3	5	5.0	1-0	0	2	0	0	33	10	10.0
Shelby Cheslek	8-8	27-51	.529	0-0	.000	24-34	.705	31	45	76	9.5	26-1	8	16	15	11	219	78	9.7
Angie Hendricks	2-2	4-11	.363	0-0	.000	11-13	.846	4	5	9	4.5	4-0	11	8	1	3	53	19	9.5
Kayleigh Truong	7-6	12-44	.272	2-16	.125	17-22	.772	1	12	13	2.6	11-0	20	7	0	9	146	37	9.3
Jenn Wirth	8-3	31-67	.463	0-0	.000	11-13	.846	17	21	38	4.6	15-1	11	11	5	5	198	73	9.1
Jill Townsend	7-2	24-48	.500	4-11	.364	10-12	.833	8	21	29	4.1	13-1	4	6	0	7	136	62	8.9
Melanie Tipps	3-2	9-18	.500	0-0	.000	8-9	.888	4	9	13	4.3	14-2	4	6	2	6	68	26	8.6
Taelor Karr	4-4	13-34	.382	5-18	.278	2-3	.667	2	11	13	3.3	6-0	19	7	1	7	129	33	8.3
Jami Bjorklund	9-9	32-69	.464	3-13	.231	6-8	.750	11	12	23	2.6	11-0	10	8	1	7	235	73	8.1
Raeanna Jewell	7-7	21-66	.318	7-29	.241	8-14	.571	17	27	44	6.3	16-1	13	19	0	12	213	57	8.1
Sydney Perno	4-3	10-17	.588	0-1	.000	12-15	.800	4	15	19	4.7	13-1	1	11	1	1	78	32	8.0
Shenna McNairy	1-0	3-5	.600	0-0	.000	2-3	.667	1	2	3	3.0	2-0	1	1	0	2	16	8	8.0
Emma Stach	9-6	25-53	.471	16-31	.516	6-8	.750	9	16	25	2.7	15-0	11	14	0	4	211	72	8.0
Emma Wolfram	4-1	9-25	.360	0-0	.000	11-12	.917	9	18	27	6.8	7-0	3	7	3	3	70	31	7.8
Janelle Bekkering	9-6	25-57	.438	11-29	.379	7-14	.500	7	29	36	4.0	12-0	7	11	3	8	214	68	7.6
Staci Andrews	4-3	10-28	.357	1-3	.333	9-14	.642	5	4	9	2.2	4-0	3	11	1	2	91	30	7.5
Vivian Frieson	10-7	31-64	.484	0-4	.000	8-15	.533	17	27	64	6.4	20-0	12	28	11	10	231	73	7.3
LeeAnne Wirth	5-4	14-29	.483	1-1	1.000	5-6	.833	7	15	22	4.4	7-1	7	7	2	5	120	34	6.8
Laura Stockton	8-7	17-42	.405	1-6	.167	17-17	1.000	3	22	25	3.1	18-0	39	13	0	10	182	52	6.5
Keani Albanez	8-5	21-51	.412	7-25	.280	4-7	.571	5	10	15	1.9	21-1	6	9	3	6	145	52	6.5
Cierra Walker	4-3	8-23	.348	4-14	.286	6-6	1.00	1	7	8	2.0	0-0	3	0	0	1	89	26	6.5
Katie Campbell	3-2	5-12	.417	4-11	.364	5-5	1.000	1	3	4	1.3	3-0	4	1	0	2	70	19	6.3
Abby O'Connor	4-3	9-18	.500	6-10	.600	1-2	.500	8	12	20	5.0	10-1	13	4	1	0	143	25	6.3
Kiara Kudron	9-3	23-44	.523	0-0	.000	8-10	.800	12	21	33	3.7	18-0	8	6	1	5	163	54	6.0
Jazmine Redmon	9-5	18-46	.391	2-13	.154	16-28	.571	8	18	26	2.9	25-0	31	16	2	18	225	54	6.0
Kelly Bowen	8-2	15-29	.517	6-12	.500	9-10	.900	12	12	24	3.0	20-0	5	8	0	9	163	46	5.8
Chandler Smith	8-5	12-54	.222	4-25	.160	11-14	.786	5	26	32	4.0	5-0	25	4	7	11	213	41	5.1
Eliza Hollingsworth	4-2	7-20	.350	3-6	.500	3-3	1.000	6	8	14	3.5	9-0	0	9	4	2	57	20	5.0
Bernice Stime	2-1	3-14	.214	1-3	.333	3-4	.750	4	9	13	6.5	4-0	1	5	1	1	51	10	5.0
Amy Jo Silva	1-0	1-1	1.000	0-0	.000	3-4	.750	1	1	2	2.0	4-0	0	0	0	0	12	5	5.0
Simone Santos	4-0	9-17	.529	0-0	.000	2-3	.667	4	4	8	2.0	5-0	1	4	0	1	34	20	5.0
Michelle Elliott	6-3	11-27	.407	5-12	.417	2-3	.667	6	6	12	2.0	6-0	10	4	2	6	115	29	4.8
Jessie Loera	9-2	16-48	.333	8-21	.381	3-6	.500	5	15	20	2.2	13-0	37	22	4	13	223	43	4.8
Anamaria Virjoghe	3-2	7-28	.250	0-0	.000	0-0	.000	3	15	18	6.0	2-0	3	1	5	1	51	14	4.7
Melissa McCullough	2-1	3-9	.333	0-1	.000	3-4	.750	0	4	4	2.0	0-0	2	3	0	0	29	9	4.5
Zhane Templeton	3-0	3-13	.231	3-6	.500	3-5	.750	0	4	4	1.3	1-0	0	0	0	0	31	12	4.0
Elle Tinkle	9-5	11-38	.289	3-15	.200	11-13	.846	13	17	30	3.3	14-0	7	8	2	13	166	36	4.0
Triana Allen	2-2	2-17	.117	0-1	.000	4-4	1.000	0	8	8	4.0	6-0	4	6	0	4	68	8	4.0
Rachel Kane	6-4	4-16	.250	4-13	.308	4-4	1.000	2	27	29	4.8	3-0	23	17	1	2	122	16	4.0
Katy Ridenour	9-4	11-41	.268	4-14	.286	9-10	.900	8	29	37	4.1	20-0	11	11	3	6	216	35	3.9
Melody Kempton	5-1	7-14	.500	0-0	.000	5-8	.625	7	7	14	2.8	8-0	2	11	0	1	78	19	3.8
Regan McCliment	2-0	1-4	.250	0-0	.000	5-5	1.000	2	2	4	2.0	0-0	0	1	0	1	21	7	3.5
Claire Raap	7-0	12-20	.600	0-0	.000	0-0	.000	4	8	12	1.7	3-0	3	4	1	2	54	24	3.4
Erin Bergman	3-1	2-10	.200	2-4	.500	4-7	.571	2	8	10	3.3	6-0	6	2	0	2	62	10	3.3
Delphine Lecoultre	6-0	10-21	.476	0-0	.000	0-0	.000	3	5	8	1.3	3-0	4	3	0	1	46	20	3.3
McKayla Williams	4-2	6-16	.375	1-6	.167	0-0	.000	1	13	14	3.5	8-0	8	6	3	3	78	13	3.3
Heather Osberg	4-1	6-21	.285	0-5	.000	1-2	.500	2	6	8	2.0	5-0	1	2	0	3	54	13	3.2

2023-24 GONZAGA WOMEN'S BASKETBALL RECORD BOOK

PLAYER	GP-GS	FGM-FGA	PCT	3FG-FGM	PCT	FTM-FTA	PCT	OFF	DEF	REB	AVG	PF-DQ	A	TO	BLK	ST	MIN	PTS	
Makenlee Williams	3-0	3-8	.375	3-7	.429	2-2	1.000	2	1	3	1.0	4-0	2	3	0	0	39	9	3.0
Georgia Stirton	3-3	4-10	.400	0-6	.000	1-2	.500	0	6	6	3.0	3-0	9	8	0	3	76	9	3.0
Jessica Waltz	4-1	5-13	.384	0-4	.000	2-2	1.000	4	8	12	3.0	6-0	9	8	0	8	85	12	3.0
Tennille Jeffries	4-0	4-11	.363	1-3	.333	0-0	.000	3	9	12	3.0	3-0	0	4	1	3	47	11	2.7
Chelsea Herman	3-2	3-11	.272	0-2	.000	3-4	.750	1	6	7	3.1	4-0	7	10	1	3	68	8	2.6
Calli Stokes	2-0	2-2	1.00	0-0	.000	1-2	.500	2	3	5	2.5	2-0	0	0	3	0	22	5	2.5
Chelsea Clark	2-0	1-6	.167	0-0	.000	3-6	.500	4	2	6	3.0	3-0	0	3	0	0	22	5	2.5
Danielle Walter	5-0	3-10	.300	0-3	.000	6-6	1.000	3	3	6	1.2	2-0	4	1	0	0	40	12	2.4
Sandy Gere	3-0	3-10	.300	0-4	.000	1-1	1.000	1	2	3	1.0	4-0	4	7	0	2	43	7	2.3
Dominique Harris	4-0	2-8	.250	1-3	.333	3-6	.500	3	1	4	1.0	9-1	1	3	0	1	50	8	2.0
Kristin Deal	4-2	2-13	.153	0-0	.000	4-7	.571	7	6	13	3.2	13-0	3	8	0	4	85	5	2.0
Maria Hassett	6-0	4-8	.500	0-0	.000	4-8	.500	6	8	14	2.3	2-0	0	5	2	0	39	12	2.0
Sasah Polishchuk	4-0	3-10	.300	0-3	.000	2-2	1.000	0	3	3	0.8	1-0	5	2	0	1	34	8	2.0
Shaniqua Nilles	5-1	4-14	.285	0-5	.000	3-5	.600	4	1	5	0.8	6-0	4	5	0	4	55	11	1.8
Chelsea Waters	4-1	2-6	.333	2-6	.333	1-2	.500	1	4	5	1.2	3-0	0	3	0	1	31	7	1.7
Juliann Laney	5-5	3-19	.158	1-9	.111	1-4	.250	3	10	13	2.6	6-0	3	4	2	1	93	8	1.6
Anne Bickelhaupt	5-0	3-12	.250	0-0	.000	2-2	1.000	1	5	6	1.2	8-0	0	7	2	0	49	8	1.6
Meghan Winters	7-0	4-10	.400	2-5	.400	1-2	.500	2	4	6	0.9	5-0	0	6	0	2	41	11	1.6
Shannon Reader	8-0	4-8	.500	0-0	.000	2-2	1.000	4	4	8	1.0	5-0	1	2	1	0	34	10	1.3
Heidi Phillips	3-1	1-5	.200	0-0	.000	2-6	.333	3	6	9	3.0	3-0	1	2	0	0	38	4	1.3
Maud Huijbens	3-0	4-8	.500	0-0	.000	2-2	1.000	4	4	8	1.0	5-0	1	2	1	0	34	10	1.3
Stephanie Golden	8-0	4-12	.250	0-0	.000	0-0	.000	2	3	5	0.8	5-0	0	3	0	0	28	8	1.0
Michelle Gray	2-0	1-2	.500	0-0	.000	0-0	.000	0	0	0	0.0	2-0	7	4	0	2	30	2	1.0
Claudia Morgan	2-0	1-2	.500	0-0	.000	0-0	.000	0	0	0	0.0	0-0	0	0	0	0	2	2	1.0
Katie Prichard	3-0	0-2	.000	0-0	.000	2-2	1.000	0	0	0	0.0	2-0	0	3	0	1	12	2	0.7
Celeste Quitiquit	3-0	0-2	.000	0-1	.000	2-4	.500	1	1	2	0.6	2-0	1	2	0	5	28	2	0.6
Tatiana Lorenzo	8-0	1-2	.500	0-1	.000	1-2	.500	0	3	3	0.4	0-0	4	3	0	1	33	3	0.4
Elaina Renius	4-0	0-2	.000	0-0	.000	1-2	.500	1	7	8	2.0	5-0	1	3	0	1	23	1	0.3
Kacie Bosch	1-0	0-0	.000	0-0	.000	0-0	.000	0	0	0	0.0	0-0	0	0	0	0	2	0	0.0
Maiki Viela	2-0	0-0	.000	0-0	.000	0-0	.000	0	0	0	0.0	0-0	0	0	0	0	1	0	0.0
Ziya Muhammad	1-0	0-1	.000	0-0	.000	0-0	.000	0	0	0	0.0	0-0	0	3	0	2	9	0	0.0
Amanda Farholtz	1-0	0-0	.000	0-0	.000	0-0	.000	0	0	0	0.0	1-0	0	0	0	1	3	0	0.0
Carmel Lampson	2-2	0-7	.000	0-5	.000	0-0	.000	1	4	5	2.5	0-0	4	2	0	0	26	0	0.0
Nathalie Chevally	1-1	0-3	.000	0-1	.000	0-0	.000	0	0	0	0.0	5-1	0	1	0	0	13	0	0.0
Mandy Nelson	1-0	0-0	.000	0-0	.000	0-0	.000	0	0	0	0.0	0-0	0	0	0	0	1	0	0.0
Annette Steward	1-0	0-2	.000	0-0	.000	0-0	.000	1	1	2	2.0	0-0	0	0	0	0	10	0	0.0
Casy Murdock	1-0	0-1	.000	0-0	.000	0-0	.000	0	0	0	0.0	2-0	0	1	0	1	10	0	0.0
Cameron Carroll	1-0	0-1	.000	0-0	.000	0-0	.000	0	0	0	0.0	1-0	0	1	0	0	6	0	0.0
Casey Correa	2-0	0-0	.000	0-0	.000	0-0	.000	0	0	0	0.0	0-0	0	3	0	0	7	0	0.0
Amanda Brown	3-0	0-1	.000	0-1	.000	0-0	.000	0	0	0	0.0	0-0	0	0	1	0	3	0	0.0
Ariam TecleMariam	3-0	0-0	.000	0-0	.000	0-0	.000	0	0	0	0.0	0-0	0	1	0	0	4	0	0.0
Kaitlyn Petersen	2-0	0-2	.000	0-0	.000	0-0	.000	0	0	0	0.0	1-0	0	1	0	2	6	0	0.0
Carter Schick	4-0	0-0	.000	0-0	.000	0-1	.000	0	1	1	0.3	0-0	0	0	0	0	4	0	0.0
Laura Sullivan	1-0	0-0	.000	0-0	.000	0-0	.000	0	0	0	0.0	1-0	0	0	0	0	2	0	0.0
Molly Anderson	1-0	0-0	.000	0-0	.000	0-0	.000	0	0	0	0.0	0-0	0	0	0	0	1	0	0.0
Corryn Douglas	2-0	0-0	.000	0-0	.000	0-0	.000	0	0	0	0.0	0-0	0	0	0	0	2	0	0.0
Louise Forsyth	5-0	0-3	.000	0-3	.000	0-0	.000	0	3	3	0.6	2-0	1	1	0	0	31	0	0.0
Esther Little	2-0	0-0	.000	0-0	.000	0-0	.000	1	0	1	0.5	0-0	1	2	1	1	13	0	0.0
Payton Muma	1-0	0-0	.000	0-0	.000	0-0	.000	0	0	0	0.0	1-0	0	0	1	0	2	0	0.0
Destiny Burton	1-0	0-0	.000	0-0	.000	0-0	.000	0	0	0	0.0	1-0	0	0	0	0	2	0	0.0

Team Stats (Since 2000)

GONZAGA	47	1196-2794	.428	235-698	.336	667-856	.779	612	1167	1779	37.9	769-21	688	704	159	401	3700	3295	70.1
Opponents	47	1035-2719	.381	224-743	.301	583-756	.771	543	1092	1635	34.7	771-11	536	784	150	337	3700	2877	61.2

WEST COAST CONFERENCE TOURNAMENT - GONZAGA RECORDS

INDIVIDUAL - Single Game (Since 2000)

POINTS:	37*	Jill Barta, vs. SMC ('17)
REBOUNDS:	14	Ashley Burke, vs. SCU ('03)
	14	Shelby Cheslek, vs. SMC ('14)
	14	Shelby Cheslek, vs. LMU ('15)
ASSISTS:	16*	Courtney Vandersloot, vs. SMC ('11)
BLOCKS:	4	Stephanie Hawk, vs. LMU ('07)
	4	Vivian Frieson, vs. LMU ('09)
	4	Shelby Cheslek, vs. BYU ('14)
STEALS:	7*	Joy Pauley, vs. SMC ('94)
FG MADE:	12*	Haiden Palmer, vs. BYU ('12)
		Jill Barta, vs. SMC ('17)
FG ATT:	27*	Jessica Malone, vs. SMC ('01)
FG PCT:	1.000 (7-7)*	Zykeria Rice vs. USD ('18)
3-PT MADE:	8*	Jessica Malone, vs. SMC ('01)
3-PT ATT:	13*	Jessica Malone, vs. SMC ('01)
FT MADE:	12	Zykeria Rice, vs. BYU ('19)
	12	Heather Bowman, vs. PEP ('08)
	12	Ashley Burke, vs. SCU ('05)
	12	Heather Bowman, vs. PEP ('08)
FT ATT:	13	Ashley Burke, vs. SCU ('05)
	13	S. Hawk, vs. USF ('06)
FT PCT:	1.000 (8-8)	Laura Stockton, vs. SCU ('16)
	1.000 (8-8)	Jill Barta, vs. SMC ('17)
	1.000 (8-8)	Jill Barta vs. USD ('18)
	1.000 (10-10)	Jill Barta vs. USD ('18)
	1.000 (12-12)	Zykeria Rice vs. BYU ('19)

INDIVIDUAL - Tournament

POINTS:	77	Heather Bowman ('08)
REBS:	30	Shelby Cheslek ('14)
ASSISTS:	30 (2 games)	Courtney Vandersloot ('11)
BLOCKS:	10	Stephanie Hawk ('10)
STEALS:	10	Haiden Palmer ('14)
FG MADE:	28	Heather Bowman ('08)
FG ATT:	55	Heather Bowman ('08)
3-P MADE:	9	Emma Stach ('18)
3-P ATT:	18	Tiffanie Shives ('08)

FT MADE:	24	Ashley Burke ('05)
FT ATT:	25	Ashley Burke ('05)

TEAM - Single Game (Since 2000)

MOST POINTS:	96*	vs. POR ('11)
FEWEST POINTS:	42	vs. SCU ('01)
WIDEST MARGIN:	40 (87-47)	vs. SCU ('10)
REBOUNDS:	51	vs. POR ('05)
ASSISTS:	25	vs. POR ('11)
BLOCKS:	9	vs. SMC ('08)
	9	vs. LMU ('09)
	9	vs. SCU ('10)
STEALS:	16	vs. SCU ('10)
FG MADE:	41	vs. POR ('11)
FG ATT:	79	vs. SCU ('10)
FG PCT:	.569 (41-72)	vs. POR ('11)
LOW FG PCT:	.242 (16-66)*	vs. SMC ('01)
3-PT MADE:	9	vs. SMC ('01) & PEP ('18)
3-PT ATT:	24	vs. SMC ('01)
FT MADE:	31*	vs. SMC ('94)
FT ATT:	32	vs. USF ('06)
	32	vs. PEP ('08)
FT PCT:	1.000 (13-13) & (16-16)*	vs. POR ('05) & USD ('18)

TEAM - Tournament

MOST POINTS:	254	2017
REBOUNDS:	130	2005, 2017
ASSISTS:	57	2017
BLOCKS:	16	2007
STEALS:	30	2017
FG MADE:	93	2017
FG ATT:	200	2008
3-PT MADE:	23	2018
3-PT ATT:	58	2018
FT MADE:	54	2014
FT ATT:	77	2014

* Also a WCC Tournament record

BULLDOGS IN THE POSTSEASON

NCAA TOURNAMENT

2007 NCAA First Round (Stanford, CA)

3-17-07 No. 5 Middle Tennessee State 85, No. 12 Gonzaga 46

2009 NCAA First and Second Rounds (Seattle, WA)

3-21-09 No. 12 Gonzaga 74, No. 5 Xavier 59

3-23-09 No. 4 Pittsburgh 65, No. 12 Gonzaga 60

2010 NCAA First and Second Rounds (Seattle, WA)

3-20-10 No. 7 Gonzaga 83, No. 10 North Carolina 76

3-22-10 No. 7 Gonzaga 72, No. 2 Texas A&M 71

2010 NCAA Regional Semifinals (Sacramento, CA)

3-27-10 No. 3 Xavier 74, No. 7 Gonzaga 56

2011 NCAA First and Second Rounds (Spokane, WA)

3-19-11 No. 11 Gonzaga 92, No. 6 Iowa 86

3-21-11 No. 11 Gonzaga 89, No. 3 UCLA 75

2011 NCAA Regional Semifinals (Spokane, WA)

3-26-11 No. 11 Gonzaga 76, No. 7 Louisville 69

2011 NCAA Regional Finals (Spokane, WA)

3-28-11 No. 1 Stanford 83, No. 11 Gonzaga 60

2012 NCAA First and Second Rounds (Spokane, WA)

3-17-12 No. 11 Gonzaga 86, No. 6 Rutgers 73

3-19-12 No. 11 Gonzaga 65, No. 3 Miami 54

2012 NCAA Regional Semifinals (Kingston, RI)

3-25-11 No. 2 Kentucky 79, No. 11 Gonzaga 62

2013 NCAA First Round (Spokane, WA)

3-23-13 No. 5 Iowa State 72, No. 12 Gonzaga 60

2014 NCAA First Round (College Station, TX)

3-23-14 No. 11 James Madison 72, No. 6 Gonzaga 63

2015 NCAA First and Second Rounds (Corvallis, OR)

3-20-15 No. 11 Gonzaga 82, No. 6 George Washington 69

3-22-15 No. 11 Gonzaga 76, No. 3 Oregon State 64

2015 NCAA Regional Semifinals (Spokane, WA)

3-28-15 No. 2 Tennessee 73, No. 11 Gonzaga 69 (OT)

2017 NCAA First and Second Rounds (Seattle, WA)

3-18-17 No. 11 Gonzaga 62, No. 6 Oklahoma 75

2018 NCAA First Round and Second Rounds (Stanford, CA)

3-17-18 No. 13 Gonzaga 68, No. 4 Stanford 82

2019 NCAA First and Second Rounds (Corvallis, Ore.)

3-23-19 No. 5 Gonzaga 68, No. 12 Little Rock 51

3-25-19 No. 4 Oregon State 76, No. 5 Gonzaga 70

2021 NCAA First Round (San Marcos, Texas)

3-22-21 No. 5 Gonzaga 59, No. 12 Belmont 64

2022 NCAA First and Second Rounds (Louisville, Ky.)

3-18-22 No. 9 Gonzaga 68, No. 8 Nebraska 55

3-20-22 No. 9 Gonzaga 59, No. 1 Louisville 68

2023 NCAA First Round (Palo Alto, Calif.)

3-18-22 No. 9 Gonzaga 48, No. 8 Ole Miss 71

GONZAGA IN THE WNIT

1994: (Amarillo, TX)

3-24-94 Pittsburgh 89, Gonzaga 77

3-25-94 New Mexico State 83, Gonzaga 63

3-26-94 Gonzaga 105, Northeast Louisiana 69

2004: First Round (Corvallis, OR)

3-19-04 Oregon State 69, Gonzaga 64

2005: First Round (Spokane, WA)

3-16-05 Gonzaga 71, BYU 54

Second Round (Springfield, MO)

3-21-05 Southwest Missouri State 85, Gonzaga 66

2008: First Round (Spokane, WA)

3-20-08 Gonzaga 81, UC Davis 60

Second Round (Boulder, CO)

3-24-08 Colorado 82, Gonzaga 68

2016: First Round (Spokane, WA)

3-17-16 Gonzaga 88, UC Riverside 54

Second Round (Spokane, WA)

3-21-16 Utah 92, Gonzaga 77

GONZAGA RECORD AGAINST NCAA SEEDS

Seed	Record	Last
------	--------	------

1	0-2	2022
2	1-2	2012
3	3-1	2015
4	0-3	2019
5	1-2	2013
6	3-1	2017
7	1-0	2011
8	1-0	2022

9	1-2	2023
---	-----	------

10	1-0	2010
----	-----	------

11	0-1	2014
----	-----	------

12	1-1	2021
----	-----	------

Overall NCAA Tournament Record: 12-14 (.462)

POSTSEASON STATISTICS 2023-24 GONZAGA WOMEN'S BASKETBALL RECORD BOOK

PLAYER	GP-GS	FGM-FGA	PCT.	3FG-FGM	PCT.	FTM-FTA	PCT.	OR	DR	REB	AVG.	PF-DQA	TO	BLK	ST	MIN	PTS	AVG	
Ivy Safranski	3-3	26-46	.565	13-24	.541	8-10	.800	2	6	8	2.6	10-1	7	10	0	3	82	73	24.3
Jill Barta	4-4	18-46	.391	8-17	.471	20-22	.909	4	27	31	7.8	6-0	4	9	1	5	123	72	18.0
Courtney Vandersloot	11-11	58-137	.426	11-38	.289	61-68	.897	8	49	57	5.1	14-1	100	58	3	41	381	188	17.1
Sarah Christensen	3-3	19-43	.441	0-0	.000	6-11	.545	4	13	17	5.6	7-0	3	6	0	6	89	44	14.6
Shannon Mathews	3-3	16-31	.516	9-22	.409	2-2	1.000	2	10	12	4.0	5-0	17	12	1	7	110	43	14.3
Michelle Elliott	3-2	12-23	.521	6-14	.429	12-14	.857	9	2	11	3.7	4-0	3	9	0	2	77	42	14.0
Kayla Standish	12-7	69-127	.543	4-6	.667	24-31	.774	15	33	48	4.0	31-0	9	16	9	10	276	166	13.8
Ashley Burke	3-3	16-40	.400	1-2	.500	8-11	.727	7	7	14	4.6	7-0	9	6	1	6	97	41	13.6
Haiden Palmer	5-5	26-78	.333	6-29	.207	10-15	.667	10	10	20	4.0	15-1	17	9	3	18	166	68	13.6
Laura Stockton	4-2	18-40	.450	0-7	.000	17-19	.895	2	6	8	2.0	13-0	17	9	0	7	103	53	13.3
Heather Bowman	8-8	43-92	.467	0-0	.000	18-19	.947	17	20	37	4.6	17-0	7	15	4	8	263	98	12.3
Keani Albanez	8-6	29-53	.547	11-29	.379	28-33	.848	1	16	17	2.1	18-0	13	19	3	14	193	98	12.3
Tiffanie Shives	5-3	21-48	.438	12-27	.444	6-8	.750	3	17	20	4.0	11-0	7	7	0	5	131	60	12.0
Angie Hendricks	3-3	12-32	.375	1-4	.250	10-11	.909	7	12	19	6.3	5-0	18	14	0	5	102	35	11.6
Vivian Frieson	8-7	37-89	.416	1-6	.167	16-20	.800	13	42	55	6.9	12-0	16	19	17	10	249	91	11.4
Juanita Rivera	3-3	11-23	.478	0-0	.000	12-20	.600	8	13	21	7.0	8-0	2	4	3	4	98	34	11.3
Ashley Anderson	1-1	3-6	.500	0-0	.000	5-11	.454	2	4	6	6.0	3-0	4	5	1	2	36	11	11.0
Kayleigh Truong	4-3	16-39	.410	3-11	.272	7-8	.875	2	8	10	2.5	6-0	9	5	0	2	114	43	10.8
Yvonne Ejim	4-1	16-27	.593	0-2	.000	11-16	.688	11	10	21	5.3	10-0	3	5	1	3	77	43	10.8
Sunny Greinacher	10-6	42-100	.420	2-2	1.000	21-24	.875	12	36	48	4.8	13-0	8	17	6	17	225	107	10.7
Katelan Redmon	10-6	54-130	.415	3-8	.375	12-17	.705	21	35	56	4.7	15-0	12	21	1	5	324	123	10.3
Emma Wolfram	4-0	14-31	.452	0-1	.000	9-11	.818	11	15	26	6.5	8-0	5	7	10	2	96	37	9.3
Anne Bailey	3-1	13-27	.481	0-2	.000	1-4	.250	3	10	13	4.3	5-0	2	6	1	2	64	27	9.0
Taelor Karr	4-4	10-28	.357	8-19	.421	7-12	.583	2	16	18	4.5	5-0	13	4	1	3	140	35	8.8
Zykera Rice	6-3	23-39	.589	2-3	.666	5-6	.833	4	31	46	7.6	11-0	1	5	1	3	246	53	8.8
Stephanie Hawk	4-3	12-27	.444	1-2	.500	9-11	.818	4	10	14	3.5	5-0	1	4	5	0	86	34	8.5
Elle Tinkle	8-6	18-47	.383	6-15	.400	26-36	.722	16	19	35	4.4	15-0	10	6	1	5	177	68	8.5
Jill Townsend	2-1	7-14	.500	0-4	.000	3-6	.500	1	7	8	4.0	2-0	0	7	1	1	35	17	8.5
Zhane Templeton	2-0	5-8	.625	3-5	.600	3-3	1.000		0	0	0.0	1-0	0	1	0	0	19	16	8.0
Kelli Howell	3-2	12-16	.750	0-0	.000	0-0	.000	2	10	12	4.0	13-2	3	5	3	1	61	24	8.0
Jessie Loera	4-2	11-29	.379	1-9	.111	6-6	1.000	3	7	10	2.5	6-0	14	7	3	2	98	29	7.3
Jenn Wirth	4-1	9-24	.375	0-1	.000	11-14	.786	7	13	20	5.0	9-0	8	6	0	1	85	29	7.3
Janelle Bekkering	11-9	23-71	.324	9-36	.250	22-27	.815	13	31	44	4.0	20-1	15	15	5	15	287	77	7.0
Melody Kempton	6-3	16-30	.533	0-0	.000	8-10	.800	17	10	11	1.8	12-0	4	4	2	6	111	40	6.7
Chandler Smith	4-3	11-31	.355	0-8	.000	3-5	.600	2	10	12	3.0	6-0	9	8	4	5	102	25	6.3
Mandy Nelson	2-0	4-5	.800	2-2	1.000	2-2	1.000	1	3	4	2.0	5-0	0	1	1	1	12	12	6.0
LeeAnne Wirth	4-3	11-24	.458	0-0	.000	2-2	1.000	6	16	22	5.5	9-1	3	4	1	2	90	24	6.0
McKayla Williams	3-1	3-9	.300	0-3	.000	5-6	.833	1	6	7	2.3	3-0	1	2	1	0	18	35	6.0
Katy Ridenour	4-1	8-12	.667	2-6	.333	5-6	.833	1	8	9	2.3	4-0	3	6	2	5	91	23	5.8
Georgia Stirton	5-5	9-27	.333	3-7	.428	8-12	.667	3	13	16	3.2	11-0	12	9	0	4	131	29	5.8
Katie Campbell	3-2	5-14	.357	5-11	.455	2-2	1.000	1	10	11	3.7	7-0	1	4	2	2	71	17	5.7
Emma Stach	7-4	14-31	.452	7-14	.500	5-5	1.000	2	2	12	1.7	7-0	11	8	0	3	144	40	5.7
Cierra Walker	3-3	4-18	.222	4-17	.235	5-6	.833	1	12	13	4.3	4-0	4	4	0	1	87	17	5.6
Kiara Kudron	3-1	8-25	.320	0-1	.000	1-5	.200	9	11	20	6.7	8-0	5	6	1	2	64	17	5.6
Raeanna Jewell	3-3	6-21	.286	4-11	.363	0-0	.000	6	12	18	6.0	10-1	5	7	0	3	84	16	5.3
Jami Bjorklund	5-5	11-29	.379	3-8	.375	1-1	1.000	6	9	15	3.0	7-0	8	4	0	2	101	26	5.2
Delphine Lecoultre	3-0	7-9	.777	1-1	1.000	0-2	.000	0	2	2	0.6	1-0	1	1	1	0	23	15	5.0
Shelby Cheslek	9-9	19-40	.475	0-0	.000	5-9	.555	17	28	45	5.0	26-0	5	13	14	3	166	43	4.8
Kelly Bowen	12-7	20-54	.370	4-20	.200	11-17	.647	16	41	57	4.8	22-0	6	11	2	11	270	55	4.6
Kaylynn Truong	4-1	6-24	.250	4-14	.286	2-4	.500	1	7	8	2.0	7-0	11	9	1	3	101	18	4.5
Louise Forsyth	2-0	2-3	.667	2-2	1.000	2-2	1.000	1	2	3	1.5	5-0	0	2	0	0	30	8	4.0
Sasha Polishchuk	1-0	2-4	.500	0-0	.000	0-0	.000	0	1	1	1.0	1-0	2	10	0	1	19	4	4.0
Anamaria Virjoghe	3-2	5-8	.625	0-0	.000	2-3	.667	1	7	8	3.3	3-0	1	3	3	2	40	12	4.0
Brynna Maxwell	1-10	0-5	.000	0-5	.000	2-2	1.000	2	0	2	2.0	1-0	0	0	0	0	23	4	4.0
Heidi Phillips	3-0	5-8	.625	0-0	.000	1-1	.000	0	5	5	1.6	2-0	3	4	0	0	42	11	3.6
Lindsay Sherbert	6-0	8-22	.364	3-13	.231	2-2	1.000	1	12	13	2.2	8-0	6	3	0	2	71	21	3.5
Elaina Renius	2-0	2-7	.286	0-0	.000	3-4	.750	6	8	14	7.0	2-0	1	2	2	1	24	7	3.5
Shaniqua Nilles	9-2	7-18	.389	5-13	.385	11-12	.917	4	5	9	1.0	16-1	8	9	0	9	139	30	3.3
Makenlee Williams	1-0	1-4	.250	1-4	.250	0-0	.000	1	0	1	1.0	5-1	1	0	0	0	15	3	3.0
Eliza Hollingsworth	3-1	3-7	.429	1-4	.250	0-0	.000	0	5	5	1.7	2-0	1	0	0	0	9	30	3.0
Joy Pauley	3-0	3-10	.300	0-0	.000	2-2	1.000	3	7	10	3.3	2-0	6	1	0	2	58	8	2.6
Abby O'Connor	3-2	4-11	.364	3-6	.500	1-2	.500	4	11	15	3.0	6-0	0	3	1	2	71	12	2.4
Claire Raap	9-0	10-19	.526	0-1	.000	1-4	.250	5	11	16	1.8	7-0	5	5	1	4	85	21	2.3
Jasmine Redmon	9-1	7-25	.280	1-9	.111	4-6	.667	6	13	19	2.1	15-0	15	11	1	11	143	19	2.1
Rachel Kane	3-1	2-6	.333	2-5	.400	0-0	.000	2	5	7	2.3	0-0	7	9	0	0	49	6	2.0
Chelsea Waters	8-0	5-13	.385	4-7	.571	0-1	.000	1	7	8	1.0	7-0	1	0	0	2	44	14	1.8
Meghan Winters	2-0	1-5	.200	1-3	.333	0-0	.000	0	0	0	0.0	0-0	0	0	0	0	12	3	1.5
Stephanie Golden	4-0	3-7	.429	0-0	.000	0-0	.000	2	2	4	1.3	4-0	1	2	0	0	15	6	1.5
Claudia Morgan	2-0	1-1	1.000	0-0	.000	0-0	.000	0	2	2	1.0	1-0	1	0	0	0	12	2	1.0
Maria Hassett	3-0	0-1	.000	0-0	.000	2-4	.500	2	1	3	1.5	0-0	0	1	0	1	19	2	1.0
Danielle Walter	5-0	2-8	.250	1-3	.333	0-0	.000	1	2	3	0.6	3-0	3	0	0	1	33	5	1.0
Michelle Gray	3-1	1-5	.200	0-2	.000	0-0	.000	1	6	7	2.3	7-0	19	7	0	3	66	2	0.6
Shannon Reader	8-0	2-7	.000	0-0	.000	1-2	.000	4	4	8	1.0	2-0	3	4	1	0	38	5	0.6
Tatiana Lorenzo	9-0	1-2	.500	0-0	.000	0-0	.000	0	1	1	0.1	0-0	3	4	0	2	38	2	0.2
Juliann Laney	2-2	0-4	.000	0-3	.000	0-0	.000	0	3	3	1.5	1-0	4	2	0	0	20	0	0.0
Katie Prichard	1-0	0-0	.000	0-0	.000	0-0	.000	0	0	0	0.0	1-0	0	2	0	0	2	0	0.0
Kacie Bosch	3-0	0-0	.000	0-0	.000	0-0	.000	0	0	0	0.0	1-0	0	1	0	1	1	0	0.0
Laura Sullivan	1-0	0-0	.000	0-0	.000	0-0	.000	0	0	0	0.0	0-0	0	0	0	0	1	0	0.0
Carter Schick	1-0	0-0	.000	0-0	.000	0-0													

2023-24 GONZAGA WOMEN'S BASKETBALL RECORD BOOK

PLAYER	GP-GS	FGM-FGA	PCT.	3FG-FGM	PCT.	FTM-FTA	PCT.	OR	DR	REB	AVG.	PF-DQA	TO	BLK	ST	MIN	PTS	AVG	
Maiki Viela	1-0	0-0	.000	0-0	.000	0-0	.000	0	0	0	0.0	0-0	0	0	0	1	0	0.0	
Dominique Harris	2-0	0-4	.000	0-1	.000	0-0	.000	0	1	1	0.5	0-0	0	0	1	2	15	0	0.0
Anne Bickelhaupt	1-0	0-1	.000	0-0	.000	0-0	.000	0	0	0	0.0	0-0	0	0	0	7	0	0.0	
Amanda Brown	1-0	0-0	.000	0-0	.000	0-0	.000	0	0	0	0.0	0-0	0	0	0	2	0	0.0	
Melissa Holland	1-0	0-1	.000	0-1	.000	0-0	.000	1	0	1	1.0	0-0	0	0	0	0	0	0.0	
Simone Santos	1-0	0-2	.000	0-0	.000	0-0	.000	0	2	2	2.0	3-0	0	0	0	13	0	0.0	
Gillian Barfield	1-0	0-0	.000	0-0	.000	0-0	.000	0	0	0	0.0	0-0	0	0	0	0	0	0.0	
Maud Huijbens	1-0	0-1	.000	0-0	.000	0-0	.000	3	0	3	3.0	1-0	0	0	0	15	0	0.0	
Esther Little	1-0	0-0	.000	0-0	.000	0-0	.000	0	0	0	0.0	2-0	0	1	0	2	0	0.0	
Calli Stokes	1-0	0-4	.000	0-0	.000	0-0	.000	0	5	5	5.0	2-0	0	2	0	15	0	0.0	

POSTSEASON SINGLE GAME RECORDS

High Points - 36 (Ivy Safranski vs. NE Louisiana, 3-26-94)
 High Rebounds - 13 (Vivian Frieson vs. North Carolina, 3-20-10)
 High Assists - 17 (Courtney Vandersloot vs. UCLA, 3-21-11)

NCAA TOURNAMENT RECORDS

	Individual	Team
Points	34, Courtney Vandersloot vs. Iowa (3/19/11)	92, vs. Iowa (3/19/11)
Rebounds	13, Vivian Frieson vs. North Carolina (3/20/10)	44, 4x: vs. Oklahoma (3/18/17) vs. Rutgers (3/17/12) vs. Iowa (3/19/11)
Assists	17, Courtney Vandersloot vs. UCLA (3/21/11)	23, 2x: vs. UCLA (3/21/11) vs. North Carolina (3/20/10)
Blocks	4, 3x: Emma Wolfram vs. Tennessee (3/28/15) Vivian Frieson vs. Texas A&M (3/22/10) Stephanie Hawk vs. Middle Tennessee State (3/17/07)	8, vs. Texas A&M (3/22/10)
Steals	10, Haiden Palmer vs. Iowa State (3/23/13)	15, vs. Iowa (3/19/11)
FG Made	15, Kayla Standish vs. Iowa (3/19/11)	37, vs. Iowa (3/19/11)
FG Attempts	23, Courtney Vandersloot vs. Iowa (3/19/11)	77, vs. Iowa (3/19/11)
FG %	.800 (8-10) Courtney Vandersloot vs. Louisville (3/26/11)	.558, vs. UCLA (3/21/11)
3Point Made	5, Katie Campbell vs. Little Rock (3/23/19)	9, 2x: vs. George Washington (3/20/15) vs. Rutgers (3/17/12)
3Point Attempts	10, Haiden Palmer vs. Rutgers (3/17/12)	26, vs. Iowa State (3/23/13)
FT Made	15, Courtney Vandersloot vs. UCLA (3/21/11)	29, vs. George Washington (3/20/15)
FT Attempts	17, Courtney Vandersloot vs. UCLA (3/21/11)	34, vs. George Washington (3/20/15)
FT %	(11-11), Courtney Vandersloot vs. Iowa (3/19/11)	1,000, (16-16) vs. Pittsburgh (3/23/09)
Winning Margin		17, vs. Little Rock (3/23/19)
Fewest points allowed		51, vs. Little Rock (3/23/19)
Lowest FG% allowed		.293, vs. George Washington (3/20/15)

Best Averages (minimum three games played)

Points	79.3, 2011
Rebounds	39.7, 2015
Assists	17.0, 2010 and 2011
Blocks	6.3, 2010
Steals	11.3, 2010 and 2011
FG Made	28.5, 2011
FG Attempts	64.3, 2010
FG %	.461, 2015
3Pt Made	5, 2010 and 2015
3Pt Attempts	14, 2012
FT Made	18, 2011 and 2015
FT Attempts	22.7, 2015
FT %	.810, 2011
Winning Margin	12.5, 2015
Points allowed	68.7, 2012 and 2015
FG% allowed	.343, 2015

NCAA TOURNAMENT BOX SCORES

Official Basketball Box Score – Game Totals – Final Statistics
Gonzaga vs Middle Tennessee State
03/17/07 5:00pm at Haples Pavilion

Gonzaga 46 • 24-10

#	Player	Total			3-Ptr			Rebounds			PF	TP	A	TO	Blk	Stl	Min
		FG	FGA	FT	FTA	FG	FGA	FT	FTA	Off							
30	BOWMAN, Heather	f	3-6	0-0	0-0	1	7	8	3	6	0	3	0	1	26		
42	HAWK, Stephanie	f	2-7	0-1	1-2	0	6	6	0	5	1	3	4	0	34		
12	KANE, Rachel	g	0-1	0-0	0-0	1	1	2	0	0	3	7	0	0	23		
21	RIDENOUR, Katy	g	3-5	0-2	4-4	0	2	2	3	10	0	2	1	3	27		
32	BJORKLUND, Jami	g	1-6	0-1	0-0	2	1	3	3	2	2	2	0	0	23		
03	POLISHCHUK, Sasha	g	2-4	0-0	0-0	0	1	1	1	4	2	10	0	1	19		
13	HASSETT, Maria	g	0-0	0-0	0-0	0	0	0	0	0	0	0	0	0	4		
31	ELLIOTT, Michelle	g	4-5	2-2	7-9	3	1	4	2	17	0	5	0	1	23		
44	FRIESON, Vivian	g	1-3	0-0	0-0	1	1	2	0	2	0	4	0	0	8		
54	SANTOS, Simone	g	0-2	0-0	0-0	0	2	2	3	0	0	0	0	1	13		
Team						0			2			1					
Totals			16-39	2-6	12-15	8	24	32	15	46	8	37	5	7	200		

FG % 1st Half: 6-17 35.3% 2nd half: 10-22 45.5% Game: 16-39 41.0%
 3FG % 1st Half: 0-2 0.0% 2nd half: 2-4 50.0% Game: 2-6 33.3%
 FT % 1st Half: 8-10 80.0% 2nd half: 4-5 80.0% Game: 12-15 80.0%

Middle Tennessee State 85 • 30-3

#	Player	Total			3-Ptr			Rebounds			PF	TP	A	TO	Blk	Stl	Min
		FG	FGA	FT	FTA	FG	FGA	FT	FTA	Off							
01	Halt, Amber	f	10-14	0-1	3-5	4	2	6	0	23	1	0	0	4	35		
04	Horton, Krystle	f	7-14	0-0	0-1	2	5	7	3	14	3	3	0	4	33		
02	Abney, Johna	g	0-1	0-1	2-2	0	0	0	2	2	0	0	1	22			
12	Orr, Starr	g	4-7	2-3	0-2	3	3	6	4	10	2	3	0	3	33		
22	Givens, Chrissy	g	9-20	0-0	6-6	2	3	5	4	24	4	5	0	5	32		
10	Pickel, Jackie	g	1-7	1-6	0-0	0	1	1	1	3	1	0	0	0	15		
14	Barclay, Latoya	g	2-4	2-4	1-2	1	0	1	1	7	0	1	0	0	18		
21	Brown, Brandi	g	0-0	0-0	0-0	1	0	1	3	0	0	0	0	0	8		
31	Boyd, Lakira	g	1-4	0-1	0-0	0	1	1	0	2	0	0	0	0	4		
Team						4			2			6					
Totals			34-71	5-16	12-18	17	17	34	18	85	13	13	0	17	200		

FG % 1st Half: 18-40 45.0% 2nd half: 16-31 51.6% Game: 34-71 47.9%
 3FG % 1st Half: 1-9 11.1% 2nd half: 4-7 57.1% Game: 5-16 31.3%
 FT % 1st Half: 7-8 87.5% 2nd half: 5-10 50.0% Game: 12-18 66.7%

Officials: Ronald Dressander, Teresa Dahlem, Timothy Daley
 Technical fouls: Gonzaga-None, Middle Tennessee State-None.
 Attendance: 200

Score by periods	1st	2nd	Total
Gonzaga	20	26	46
Middle Tennessee State	44	41	85

Official Basketball Box Score – Game Totals – Final Statistics
Gonzaga vs Pittsburgh
03/23/09 6:30 p.m. at Seattle, WA (Bank of America Arena)

Gonzaga 60 • 27-7

#	Player	Total			3-Ptr			Rebounds			PF	TP	A	TO	Blk	Stl	Min
		FG	FGA	FT	FTA	FG	FGA	FT	FTA	Off							
12	FRIESON, Vivian	f	2-6	0-0	0-0	1	7	8	3	4	2	3	3	1	38		
32	SCHAEFFER, Jami	f	4-7	1-3	2-2	1	1	2	3	10	1	0	0	0	16		
30	BOWMAN, Heather	c	5-15	0-0	5-5	3	4	7	1	15	2	4	0	0	38		
11	BEKKERING, Janelle	g	2-8	1-4	4-4	1	4	5	5	9	0	3	0	2	35		
21	VANDERSLOOT,Courtne	g	6-16	0-2	6-6	1	6	7	2	18	7	4	0	5	27		
10	LORENZO, Tatriana	g	0-0	0-0	0-0	0	0	0	0	0	0	2	0	0	13		
33	STANDISH, Kayla	g	0-2	0-1	0-0	0	0	0	0	0	0	0	0	0	6		
35	RAAP, Claire	g	1-2	0-0	0-0	0	0	0	1	2	0	0	0	0	4		
44	BOWEN, Kelly	g	1-2	0-1	0-0	0	4	4	0	2	0	1	1	1	23		
Team						3			2			5					
Totals			21-58	2-11	16-16	10	28	38	15	60	11	18	4	9	200		

FG % 1st Half: 9-30 30.0% 2nd half: 12-28 42.9% Game: 21-58 36.2%
 3FG % 1st Half: 0-4 0.0% 2nd half: 2-7 28.6% Game: 2-11 18.2%
 FT % 1st Half: 6-6 100.0 2nd half: 10-10 100.0 Game: 16-16 100.0

Pittsburgh 65 • 25-7

#	Player	Total			3-Ptr			Rebounds			PF	TP	A	TO	Blk	Stl	Min
		FG	FGA	FT	FTA	FG	FGA	FT	FTA	Off							
02	Sillard, Sophronia	f	2-8	0-0	0-0	0	1	1	2	4	4	3	0	3	28		
25	Scott, Shayla	f	2-9	1-3	2-2	2	6	8	4	7	3	4	0	2	37		
40	Wilson, Pepper	c	4-6	0-0	2-2	2	5	7	2	10	0	1	4	1	14		
01	Zellous, Shavonte	g	6-21	2-4	10-12	2	5	7	3	24	1	2	0	0	35		
33	Stewart, Xenia	g	3-5	2-2	4-4	0	2	2	1	12	3	2	1	1	40		
10	Harrison, Taneisha	g	2-7	0-2	2-2	1	2	3	3	6	1	3	0	1	18		
22	Cole, Chelsea	g	1-3	0-0	0-0	2	4	6	1	2	0	0	5	1	28		
Team						2			1			3					
Totals			20-59	5-11	20-22	11	26	37	16	65	12	15	10	9	200		

FG % 1st Half: 9-30 30.0% 2nd half: 11-29 37.9% Game: 20-59 33.9%
 3FG % 1st Half: 2-7 28.6% 2nd half: 3-4 75.0% Game: 5-11 45.3%
 FT % 1st Half: 4-4 100.0 2nd half: 16-18 88.9% Game: 20-22 90.9%

Officials: Michael Price, Gator Parrish, Shelley Nakasone
 Technical fouls: Gonzaga-BEKKERING, Janelle, Pittsburgh-Scott, Shayla.
 Attendance: 2270
 NCAA Second Round Game
 © NCAA TOURNAMENT, First and Second Rounds - Seattle, Wash.

Score by periods	1st	2nd	Total
Gonzaga	24	36	60
Pittsburgh	24	41	65

Last FG - GON 2nd-00:44, PITT 2nd-00:49.
 Largest lead - GON by 7 3rd-14:47, PITT by 6 1st-03:59.
 GON led for 15:01, PITT led for 16:53, Game was tied for 08:06.

Official Basketball Box Score – Game Totals – Final Statistics
Gonzaga vs Xavier
03/21/09 7:30 p.m. at Seattle, WA (Bank of America Arena)

Gonzaga 74 • 27-6

#	Player	Total			3-Ptr			Rebounds			PF	TP	A	TO	Blk	Stl	Min
		FG	FGA	FT	FTA	FG	FGA	FT	FTA	Off							
12	FRIESON, Vivian	f	7-15	0-2	3-4	1	4	5	2	17	3	3	3	1	38		
30	BOWMAN, Heather	f	9-17	0-0	5-5	2	4	4	3	23	1	1	0	0	38		
11	BEKKERING, Janelle	g	2-5	1-4	2-2	0	5	5	0	7	3	1	1	1	31		
21	VANDERSLOOT,Courtne	g	5-10	0-2	5-5	0	6	6	2	15	11	3	0	1	38		
32	SCHAEFFER, Jami	g	1-4	1-1	0-0	1	2	3	1	3	0	1	0	0	20		
10	LORENZO, Tatriana	g	0-0	0-0	0-0	0	1	1	0	0	0	0	0	0	2		
31	READER, Shannon	g	0-1	0-0	0-0	0	1	1	0	0	0	0	0	0	2		
33	STANDISH, Kayla	g	1-1	1-1	0-0	0	0	0	1	3	0	0	0	0	3		
35	RAAP, Claire	g	1-1	0-0	0-0	0	2	2	1	2	1	0	0	0	5		
44	BOWEN, Kelly	g	2-7	0-1	0-2	2	3	5	2	4	0	1	0	1	23		
Team						0			5			5					
Totals			28-61	3-11	15-18	6	31	37	12	74	20	10	4	4	200		

FG % 1st Half: 13-31 41.9% 2nd half: 15-30 50.0% Game: 28-61 45.9%
 3FG % 1st Half: 2-5 40.0% 2nd half: 1-6 16.7% Game: 3-11 27.3%
 FT % 1st Half: 1-3 33.3% 2nd half: 14-15 93.3% Game: 15-18 83.3%

Xavier 59 • 25-7

#	Player	Total			3-Ptr			Rebounds			PF	TP	A	TO	Blk	Stl	Min
		FG	FGA	FT	FTA	FG	FGA	FT	FTA	Off							
42	Phillips, April	f	3-8	0-0	0-0	0	6	6	5	6	1	3	0	0	21		
53	Phillips, Ta'Shia	c	11-18	0-0	4-5	10	8	18	2	26	0	1	1	1	35		
01	Jennings, Special	g	2-6	1-2	2-2	0	2	2	3	7	1	0	0	0	36		
20	Reed, Tudy	g	5-19	0-5	0-3	4	5	9	1	10	2	3	0	0	35		
24	Taylor, Jerri	g	0-11	0-9	0-0	1	2	3	4	0	2	4	0	2	37		
00	Moss, Tyeasha	g	0-0	0-0	0-0	0	0	0	0	0	0	0	0	0	5		
04	Jernigan, Dee Dee	g	3-11	2-3	2-2	1	4	5	0	10	3	0	0	1	24		
12	Barringer, Alesia	g	0-0	0-0	0-0	0	0	0	0	0	0	0	0	0	4		
23	Askew, Meqan	g	0-0	0-0	0-0	0	0	0	0	0	0	0	0	0	2		
52	Moore, Brittney	g	0-0	0-0	0-0	0	0	0	0	0	0	0	0	0	1		
Team						3			1			4					
Totals			24-73	3-19	8-12	19	28	47	15	59	16	15	1	4	200		

FG % 1st Half: 12-35 34.

2023-24 GONZAGA WOMEN'S BASKETBALL RECORD BOOK

Official Basketball Box Score – Game Totals – Final Statistics
Gonzaga vs Texas A&M
03/22/10 6:30 p.m. at Seattle, Wash. - Bank of America Arena

Gonzaga 72 • 29-4

#	Player	Total			3-Ptr			Rebounds			PF	TP	A	TO	Blk	Stl	Min
		FG-FGA	FG-FGA	FT-FTA	FG-FGA	FG-FGA	FT-FTA	Off	Def	Tot							
12	FRIESON, Vivian	f	8-14	1-1	6-8	3	6	9	0	23	5	2	4	3	38		
30	BOWMAN, Heather	f	3-8	0-0	0-0	2	1	3	1	6	1	0	1	1	31		
11	BEKKERING, Janelle	a	2-6	1-3	0-0	1	7	8	0	5	1	0	1	1	20		
21	VANDERSLOOT, Courtney	g	4-9	1-2	0-1	0	5	5	5	9	6	1	1	3	34		
34	SHIVES, Tiffanie	g	3-7	3-6	2-2	0	4	4	4	11	1	0	0	0	32		
10	LORENZO, Tabrina	a	0-1	0-0	0-0	0	0	0	0	0	1	2	0	2	6		
23	REDMON, Katalian	a	3-9	0-0	4-4	2	3	5	0	10	0	1	0	0	23		
32	STANDISH, Kayla	a	3-5	0-0	2-2	2	0	2	2	8	0	1	1	1	10		
44	BOWEN, Kelly	a	0-0	0-0	0-0	0	0	0	0	0	0	0	0	0	6		
Team						1	0	1									
Totals			26-59	6-12	14-18	11	26	37	12	72	15	17	8	11	200		

FG % 1st Half: 16-31 51.6% 2nd half: 10-28 35.7% Game: 26-59 44.1% Deadball Rebounds 0
 3FG % 1st Half: 3-6 50.0% 2nd half: 3-6 50.0% Game: 6-12 50.0%
 FT % 1st Half: 7-8 87.5% 2nd half: 7-10 70.0% Game: 14-18 77.8%

Texas A&M 71 • 26-8

#	Player	Total			3-Ptr			Rebounds			PF	TP	A	TO	Blk	Stl	Min
		FG-FGA	FG-FGA	FT-FTA	FG-FGA	FG-FGA	FT-FTA	Off	Def	Tot							
02	Buchanan, Damitria	f	0-1	0-0	0-0	3	2	5	2	0	0	0	0	1	14		
21	Elonu, Adoara	f	3-11	0-0	1-2	4	10	14	2	7	5	1	2	0	34		
04	Carter, Sydney	g	3-11	1-3	0-0	0	2	2	3	7	2	1	1	1	25		
20	White, Tyra	g	5-9	1-3	0-0	0	4	4	0	11	0	3	2	4	31		
22	Smith, Tanisha	g	8-12	1-2	0-2	1	2	3	1	17	2	7	1	3	40		
23	Adams, Danielle	a	8-14	0-0	3-7	5	5	10	4	19	2	0	2	2	31		
40	Assarian, Kelsey	a	0-0	0-0	0-0	0	0	0	1	0	0	1	0	1	1		
51	Colson, Sydney	a	3-8	0-2	4-4	0	0	0	2	10	5	5	0	4	24		
Team						2	1	3	1								
Totals			30-66	3-10	8-15	15	26	41	16	71	16	18	8	15	200		

FG % 1st Half: 14-31 45.2% 2nd half: 16-35 45.7% Game: 30-66 45.5% Deadball Rebounds 2
 3FG % 1st Half: 0-3 0.0% 2nd half: 3-7 42.9% Game: 3-10 30.0%
 FT % 1st Half: 3-4 75.0% 2nd half: 3-11 45.5% Game: 8-15 53.3%

Officials: Michael Price, Penny Davis, Marj Forsberg
 Technical fouls: Gonzaga-None, Texas A&M-TEAM.
 Attendance: 3142

Score by periods	1st	2nd	Total
Gonzaga	42	30	72
Texas A&M	31	40	71

Points In Off 2nd Fast Bench
 GON 28 21 6 12 18
 TAMU 48 22 33 12 29

Score tied - 6 times.
 Lead changed - 6 times.

Lost FG - GON 2nd-00:18, TAMU 2nd-00:39.
 Largest lead - GON by 13 2nd-18:55, TAMU by 3 2nd-04:06.
 GON led for 32:00, TAMU led for 02:17, Game was tied for 06:43.

Official Basketball Box Score – Game Totals – Final Statistics
Gonzaga vs Xavier
03/27/10 8:30 pm at Sacramento, Calif. (Arco Arena)

Gonzaga 56 • 29-5

#	Player	Total			3-Ptr			Rebounds			PF	TP	A	TO	Blk	Stl	Min
		FG-FGA	FG-FGA	FT-FTA	FG-FGA	FG-FGA	FT-FTA	Off	Def	Tot							
12	FRIESON, Vivian	f	2-8	0-2	5-6	0	4	4	2	9	1	3	2	2	36		
30	BOWMAN, Heather	f	4-12	0-0	4-4	1	1	2	1	12	1	2	1	0	34		
11	BEKKERING, Janelle	a	0-1	0-1	1-2	0	1	1	2	1	0	3	0	2	14		
21	VANDERSLOOT, Courtney	g	3-8	0-2	0-0	2	5	7	3	6	1	6	1	5	37		
34	SHIVES, Tiffanie	g	4-10	3-6	0-0	0	2	2	0	11	0	0	0	1	34		
10	LORENZO, Tabrina	a	0-0	0-0	0-0	0	0	0	0	0	0	0	0	0	2		
23	REDMON, Katalian	a	7-14	0-0	0-0	4	1	5	4	14	0	1	0	0	26		
31	READER, Shannon	a	0-0	0-0	0-0	0	0	0	0	0	0	0	0	0	1		
32	STANDISH, Kayla	a	1-5	0-0	1-3	1	1	2	1	3	0	0	1	2	9		
35	RAAP, Claire	a	0-0	0-0	0-0	0	1	1	0	0	0	0	0	0	1		
44	BOWEN, Kelly	a	0-1	0-1	0-0	0	0	0	1	0	0	1	0	0	6		
Team						4	1	5									
Totals			21-59	3-12	11-15	12	17	29	14	56	13	16	5	12	200		

FG % 1st Half: 12-30 40.0% 2nd half: 9-29 31.0% Game: 21-59 35.6% Deadball Rebounds 1
 3FG % 1st Half: 3-10 30.0% 2nd half: 0-2 0.0% Game: 3-12 25.0%
 FT % 1st Half: 4-7 57.1% 2nd half: 7-8 87.5% Game: 11-15 73.3%

Xavier 74 • 30-3

#	Player	Total			3-Ptr			Rebounds			PF	TP	A	TO	Blk	Stl	Min
		FG-FGA	FG-FGA	FT-FTA	FG-FGA	FG-FGA	FT-FTA	Off	Def	Tot							
11	HARRIS, Amber	f	6-13	2-2	0-0	1	9	10	3	14	0	6	2	0	34		
42	PHILLIPS, April	f	1-2	0-0	0-0	0	2	2	1	2	2	3	0	3	24		
53	PHILLIPS, Ta'Shia	c	10-13	0-0	2-4	8	6	14	3	22	0	2	1	0	31		
00	MOSS, Tyeasha	g	0-3	0-2	1-2	0	0	0	1	1	6	4	1	0	28		
01	JENNINGS, Special	g	4-8	1-1	3-4	1	1	2	1	12	5	2	0	4	37		
04	JERNIGAN, Dee Dee	g	3-8	0-0	2-3	3	4	7	2	8	3	3	1	1	20		
12	BARRINGER, Alesia	g	0-1	0-0	0-0	0	0	0	2	0	0	0	0	0	2		
13	HESTER, Maureen	a	0-0	0-0	0-0	0	0	0	0	0	0	0	0	0	1		
40	RUTAN, Katie	a	4-10	4-10	3-3	0	2	2	0	15	1	1	0	0	22		
52	MOORE, Brittney	a	0-0	0-0	0-0	0	1	1	0	0	0	0	0	0	1		
Team						5	4	9									
Totals			28-58	7-15	11-16	18	29	47	13	74	17	22	5	8	200		

FG % 1st Half: 12-26 46.2% 2nd half: 16-32 50.0% Game: 28-58 48.2% Deadball Rebounds 0
 3FG % 1st Half: 5-10 50.0% 2nd half: 2-5 40.0% Game: 7-15 46.7%
 FT % 1st Half: 3-5 60.0% 2nd half: 8-11 72.7% Game: 11-16 68.8%

Officials: Bryan Enterline, Clarke Stevens, Angelica Suffren
 Technical fouls: Gonzaga-None, Xavier-None.
 Attendance: 5784
 NCAA Sacramento Region Semifinal 2

Score by periods	1st	2nd	Total
Gonzaga	31	25	56
Xavier	32	42	74

Points In Off 2nd Fast Bench
 GON 30 19 15 13 17
 XU 40 16 35 12 23

Score tied - 7 times.
 Lead changed - 6 times.

Lost FG - GON 2nd-02:00, XU 2nd-00:49.
 Largest lead - GON by 3 1st-17:27, XU by 18 2nd-00:31.
 GON led for 04:08, XU led for 25:48, Game was tied for 06:04.

Official Basketball Box Score – Game Totals – Final Statistics
GONZAGA BULLDOGS vs IOWA HAWKEYES
03/19/11 1:00 pm at McCarthy Athletic Center - Spokane, WA

GONZAGA BULLDOGS 92 • 29-4

#	Player	Total			3-Ptr			Rebounds			PF	TP	A	TO	Blk	Stl	Min
		FG-FGA	FG-FGA	FT-FTA	FG-FGA	FG-FGA	FT-FTA	Off	Def	Tot							
32	STANDISH, Kayla	f	15-20	0-0	0-0	3	4	7	3	30	0	4	1	0	30		
44	BOWEN, Kelly	f	1-2	0-1	1-2	0	4	4	4	3	1	1	0	3	18		
11	BEKKERING, Janelle	a	4-10	2-6	1-2	1	5	6	2	11	5	1	2	3	39		
21	VANDERSLOOT, Courtney	g	10-23	3-5	11-11	1	6	7	3	34	7	5	0	4	37		
23	REDMON, Katalian	a	5-15	0-1	0-2	3	6	9	1	10	4	1	0	2	37		
31	READER, Shannon	a	0-1	0-0	0-0	0	0	0	0	0	1	2	1	0	8		
34	REDMON, Jazmine	a	0-1	0-1	0-0	1	1	2	1	0	1	0	0	1	11		
35	RAAP, Claire	a	2-5	0-0	0-0	4	2	6	2	4	2	2	0	2	20		
Team						2	1	3									
Totals			37-77	5-14	13-17	15	29	44	16	92	21	16	4	15	200		

FG % 1st Half: 17-42 40.5% 2nd half: 20-35 57.1% Game: 37-77 48.1% Deadball Rebounds 1
 3FG % 1st Half: 2-7 28.6% 2nd half: 3-7 42.9% Game: 5-14 35.7%
 FT % 1st Half: 1-4 25.0% 2nd half: 12-13 92.3% Game: 13-17 76.5%

IOWA HAWKEYES 86 • 22-9

#	Player	Total			3-Ptr			Rebounds			PF	TP	A	TO	Blk	Stl	Min
		FG-FGA	FG-FGA	FT-FTA	FG-FGA	FG-FGA	FT-FTA	Off	Def	Tot							
20	KREI, Kelly	f	4-10	4-9	3-4	0	5	5	3	15	0	1	0	0	29		
12	JOHNSON, Morgan	c	5-10	0-0	0-0	4	5	9	4	10	0	1	1	1	27		
02	WHALIN, Karmille	a	2-8	2-4	2-2	0	5	5	0	8	6	6	0	0	35		
21	ALEXANDER, Kachine	g	7-13	0-2	4-5	4	7	11	5	18	9	5	1	0	39		
24	PRINTY, Jaimie	g	8-19	5-11	4-6	0	2	2	3	25	3	5	0	4	31		
03	HANSEN, Kalli	a	2-3	1-1	0-0	0	0	0	0	5	1	1	0	0	18		
11	NESBITT, Trisha	a	0-0	0-0	0-0	0	0	0	0	0	0	0	0	0	8		
22	CERMAK, Kelsey	a	2-4	1-2	0-0	0	0	0	0	5	0	0	0	0	13		
Team						1	4	5									
Totals			30-67	13-29	13-17	9	28	37	15	86	19	19	2	5	200		

FG % 1st Half: 14-29 48.3% 2nd half: 16-38 42.1% Game: 30-67 44.8% Deadball Rebounds 8
 3FG % 1st Half: 7-14 50.0% 2nd half: 6-15 40.0% Game

2023-24 GONZAGA WOMEN'S BASKETBALL RECORD BOOK

Official Basketball Box Score — Game Totals — Final Statistics
GONZAGA BULLDOGS vs LOUISVILLE CARDINALS
3/26/11 6:00 p.m. at SPOKANE ARENA - SPOKANE, WA

GONZAGA BULLDOGS 76 • 31-4

#	Player	Total			3-Ptr			Rebounds			PF	TP	A	TO	Blk	Stl	Min
		FG-FGA	FT-FTA	FT-FTA	FG-FGA	FT-FTA	FT-FTA	Off	Def	Tot							
32	STANDISH, Kayla	f	4-10	0-0	0-0	1	2	3	4	8	0	2	2	0	0	31	
44	BOWEN, Kelly	f	4-9	1-3	3-4	2	5	7	1	12	1	1	0	1	32		
11	BECKERING, Janelle	a	3-11	0-2	9-10	3	0	3	3	15	2	0	0	3	37		
21	VANDERSLOOT, Courtney	g	8-10	1-1	12-14	0	5	5	0	29	7	7	0	7	39		
23	REDMON, Katelyn	g	5-14	0-1	0-0	3	4	7	2	10	1	3	0	2	39		
10	LORENZO, Tabriana	g	0-0	0-0	0-0	0	0	0	0	0	0	0	0	0	0+		
31	READER, Shannon	g	0-0	0-0	0-0	0	0	0	0	0	0	0	0	0	0+		
34	REDMON, Jazmine	g	0-0	0-0	0-0	1	0	1	3	0	0	0	0	0	3		
36	RAAP, Claire	g	1-3	0-0	0-0	1	0	4	2	2	1	0	1	0	19		
Team						0			3			3			13		
Totals			25-57	2-7	24-28	10	23	33	15	76	12	13	3	13	200		

FG % 1st Half: 15-30 50.0% 2nd half: 10-27 37.0% Game: 25-57 43.9% Deadball Rebounds 2
 3FG % 1st Half: 1-5 20.0% 2nd half: 1-2 50.0% Game: 2-7 28.6%
 FT % 1st Half: 4-6 66.7% 2nd half: 20-22 90.9% Game: 24-28 85.7%

LOUISVILLE CARDINALS 69 • 22-13

#	Player	Total			3-Ptr			Rebounds			PF	TP	A	TO	Blk	Stl	Min
		FG-FGA	FT-FTA	FT-FTA	FG-FGA	FT-FTA	FT-FTA	Off	Def	Tot							
31	TAYLOR, Asia	f	3-7	0-0	4-6	6	6	12	4	10	1	4	1	1	31		
33	REID, Monique	f	1-2	0-0	0-0	0	0	0	0	2	0	0	0	0	5		
46	HINES, Keshia	c	8-14	0-0	1-2	3	3	6	5	17	0	1	0	1	34		
23	SCHIMMEL, Shoni	g	8-23	2-10	0-1	1	3	4	3	18	3	2	0	3	37		
26	GIBBS, Tia	g	7-13	2-4	0-0	2	2	4	4	16	5	4	0	3	38		
01	HARPER, Shelby	g	0-0	0-0	0-0	0	0	0	1	0	1	0	0	0	4		
03	VAILS, Sheronne	g	1-1	0-0	0-0	0	0	0	1	2	0	1	0	0	5		
04	SLAUGHTER, Antonita	g	0-1	0-1	0-0	0	1	1	0	0	0	0	0	0	4		
06	TAY, Charmaine	g	2-5	0-0	0-0	0	4	4	0	4	3	5	0	0	30		
11	BURKE, Becky	g	0-1	0-1	0-0	1	1	2	1	0	0	1	0	0	12		
Team						4			3			7			1		
Totals			30-67	4-16	5-9	17	23	40	19	69	13	19	1	8	200		

FG % 1st Half: 11-32 34.4% 2nd half: 19-35 54.3% Game: 30-67 44.8% Deadball Rebounds 1
 3FG % 1st Half: 0-9 0.0% 2nd half: 4-7 57.1% Game: 4-16 25.0%
 FT % 1st Half: 2-4 50.0% 2nd half: 3-5 60.0% Game: 5-9 55.6%

Officials: Melissa Barlow, Penny Davis, Maj Forsberg, Darren Krosznik
 Technical fouls: GONZAGA BULLDOGS-None. LOUISVILLE CARDINALS-TEAM.
 Attendance: 10717
 NCAA SPOKANE REGIONAL
 Gonzaga advances to inaugural NCAA Elite Eight

Score by periods	1st	2nd	Total
GONZAGA BULLDOGS	35	41	76
LOUISVILLE CARDINALS	24	45	69

Points	In	Off	2nd	Fast	Bench
GON	Paint	T/O	Chance	Break	
LOU	44	17	10	10	6

Score tied - 8 times. Lead changed - 1 time.

Official Basketball Box Score — Game Totals — Final Statistics
GONZAGA BULLDOGS vs STANFORD CARDINAL
3/28/11 6:12 p.m. at SPOKANE ARENA - SPOKANE, WA

GONZAGA BULLDOGS 60 • 31-5

#	Player	Total			3-Ptr			Rebounds			PF	TP	A	TO	Blk	Stl	Min
		FG-FGA	FT-FTA	FT-FTA	FG-FGA	FT-FTA	FT-FTA	Off	Def	Tot							
11	BECKERING, Janelle	f	1-7	0-4	1-2	2	2	4	2	3	1	1	0	0	31		
22	STANDISH, Kayla	f	7-16	2-2	1-2	2	3	5	4	17	0	1	0	2	37		
44	BOWEN, Kelly	f	0-2	0-0	0-0	1	3	4	3	0	1	0	1	1	24		
21	VANDERSLOOT, Courtney	g	8-18	3-8	6-6	2	1	3	1	25	9	1	0	2	39		
23	REDMON, Katelyn	g	6-21	1-4	0-0	0	1	1	0	13	2	0	0	0	38		
01	SCHICK, Carter	g	0-0	0-0	0-0	0	0	0	0	0	0	0	0	0	1		
10	LORENZO, Tabriana	g	0-0	0-0	0-0	0	0	0	0	0	0	0	0	0	2		
20	WINTERS, Meghan	g	0-1	0-1	0-0	0	1	1	1	0	0	0	0	0	1		
30	GOLDEN, Stephanie	g	0-0	0-0	0-0	0	0	0	0	0	0	0	0	0	1		
31	READER, Shannon	g	0-1	0-0	0-0	1	0	1	0	0	0	1	0	0	8		
34	REDMON, Jazmine	g	0-0	0-0	0-0	0	1	1	0	0	0	0	0	0	7		
36	RAAP, Claire	g	1-2	0-0	0-0	1	1	2	1	2	1	0	0	1	11		
Team						2			3			2			1		
Totals			23-68	6-21	8-10	11	14	25	12	60	12	6	1	6	200		

FG % 1st Half: 15-34 44.1% 2nd half: 8-34 23.5% Game: 23-68 33.8% Deadball Rebounds 0
 3FG % 1st Half: 3-8 37.5% 2nd half: 2-13 15.4% Game: 5-21 23.8%
 FT % 1st Half: 5-6 83.3% 2nd half: 3-4 75.0% Game: 8-10 80.0%

STANFORD CARDINAL 83 • 33-2

#	Player	Total			3-Ptr			Rebounds			PF	TP	A	TO	Blk	Stl	Min
		FG-FGA	FT-FTA	FT-FTA	FG-FGA	FT-FTA	FT-FTA	Off	Def	Tot							
13	OGUNDE, Chiney	f	7-14	0-0	4-8	7	8	15	4	18	3	3	1	0	26		
14	PEDERSEN, Kayla	f	4-9	0-3	0-0	0	0	12	2	8	2	4	0	0	39		
30	OGUNDE, Nnemkadi	f	9-11	0-0	5-7	4	7	11	1	23	2	3	1	0	39		
15	LA ROCQUE, Lindy	g	3-7	3-7	2-3	0	1	1	2	11	0	3	0	0	31		
22	POHLEN, Jeanette	a	6-10	5-8	0-0	0	2	2	2	17	5	4	0	0	37		
00	MURPHY, Melanie	a	1-1	0-0	0-0	0	0	0	0	2	1	0	0	0	3		
01	MASHORE, Grace	a	0-0	0-0	0-0	0	0	0	0	0	0	0	0	0	1		
02	RUEF, Mikaela	a	1-1	1-1	0-0	1	1	2	1	3	0	1	0	0	6		
21	JAMES, Sara	a	0-0	0-0	0-0	0	0	0	0	0	0	0	0	0	1		
24	CIMINO, Ashley	a	0-0	0-0	0-0	0	0	0	0	0	0	0	0	0	1		
31	KOKENIS, Toni	a	0-0	0-0	0-0	0	0	0	0	0	0	0	0	0	8		
42	BOOTHE, Sarah	a	0-0	0-0	0-0	0	0	0	0	0	0	0	0	0	1		
44	TINKLE, Joslyn	a	0-1	0-1	1-2	0	2	2	0	1	0	0	0	0	7		
Team						1			3			4			1		
Totals			31-54	9-20	12-20	13	36	49	12	83	14	18	2	1	200		

FG % 1st Half: 20-31 64.5% 2nd half: 11-23 47.8% Game: 31-54 57.4% Deadball Rebounds 5
 3FG % 1st Half: 5-10 50.0% 2nd half: 4-10 40.0% Game: 9-20 45.0%
 FT % 1st Half: 2-5 40.0% 2nd half: 10-15 66.7% Game: 12-20 60.0%

Officials: Michael Price, Cameron Inouye, Marianne Karp, D. Krzenik
 Technical fouls: GONZAGA BULLDOGS-None. STANFORD CARDINAL-None.
 Attendance: 11646
 Spokane Regional Final

Score by periods	1st	2nd	Total
GONZAGA BULLDOGS	38	22	60
STANFORD CARDINAL	47	36	83

Points	In	Off	2nd	Fast	Bench
GON	Paint	T/O	Chance	Break	
STA	22	11	11	4	2

Score tied - 0 times. Lead changed - 4 times.

Official Basketball Box Score — Game Totals — Final Statistics
GONZAGA vs RUTGERS
03/17/12 1:15 pm at MCCARTHEY ATHLETIC CENTER - SPOKANE, WA

GONZAGA 86 • 27-5

#	Player	Total			3-Ptr			Rebounds			PF	TP	A	TO	Blk	Stl	Min
		FG-FGA	FT-FTA	FT-FTA	FG-FGA	FT-FTA	FT-FTA	Off	Def	Tot							
32	STANDISH, Kayla	f	8-16	0-0	7-8	1	6	7	4	23	2	4	2	0	36		
44	BOWEN, Kelly	f	4-6	2-2	3-4	4	6	10	1	13	1	1	0	1	36		
03	PALMER, Haiden	a	7-16	3-10	4-6	2	1	3	4	21	4	2	0	5	32		
12	KARR, Taelor	g	3-8	3-6	5-7	0	5	5	2	14	2	2	0	3	37		
23	REDMON, Katelyn	g	2-10	0-0	3-4	2	2	4	2	7	1	5	0	0	26		
10	WALTER, Danielle	g	0-0	0-0	0-0	0	1	1	1	0	1	0	0	0	4		
14	GREINACHER, Sunny	g	0-0	0-0	0-0	0	0	0	0	0	0	1	0	0	1		
31	READER, Shannon	g	0-1	0-0	0-0	1	3	4	0	0	1	0	0	0	7		
34	REDMON, Jazmine	g	2-4	1-1	3-4	1	2	3	2	8	3	3	0	3	21		
Team						6			1			7			1		
Totals			26-61	9-19	25-33	17	27	44	16	86	15	19	2	12	200		

FG % 1st Half: 14-32 43.8% 2nd half: 12-29 41.4% Game: 26-61 42.6% Deadball Rebounds 6
 3FG % 1st Half: 4-10 40.0% 2nd half: 5-9 55.6% Game: 9-19 47.4%
 FT % 1st Half: 6-8 75.0% 2nd half: 19-25 76.0% Game: 25-33 75.8%

RUTGERS 73 • 22-10

#	Player	Total			3-Ptr			Rebounds			PF	TP	A	TO	Blk	Stl	Min
		FG-FGA	FT-FTA	FT-FTA	FG-FGA	FT-FTA	FT-FTA	Off	Def	Tot							
24	SYKES, April	f	4-16	1-7	0-0	3	3	6	4	9	2	3	0	1	35		
34	OLIVER, Monique	c	3-6	0-0	6-8	4	2	6	4	12	1	4	1	0	19		
01	RUSHDAN, Khadijah	g	5-10	0-0	6-12	4	7	11	4	16	2	6	0	3	32		
03	WHEELER, Erica	g	10-22	6-14	2-4	1	1	2	4	28	4	3	0	2	37		
11	SPEED, Nikki	g	1-3	0-0	0-0	0	4	4	4	2	4	1	0	2	33		
15	DAVIS, Syssence	g	0-0	0-0	0												

2023-24 GONZAGA WOMEN'S BASKETBALL RECORD BOOK

Official Basketball Box Score — Game Totals — Final Statistics
Gonzaga vs Kentucky
 3/25/12 7:05 p.m. at Kingston, R.I.

Gonzaga 62 • 28-6

#	Player	Total			3-Ptr			Rebounds			PF	TP	A	TO	Blk	Stl	Min
		FG	FGA	FT	FTA	FG	FGA	FT	FTA	Off							
32	STANDISH, Kayla	f	11-20	0-0	3-3	1	1	2	4	25	3	0	0	2	30		
44	BOWEN, Kelly	f	4-11	0-2	3-3	4	5	9	2	11	0	1	0	0	31		
03	PALMER, Haiden	a	2-8	0-2	0-0	1	0	1	5	4	0	2	0	1	26		
12	KARR, Taelor	g	1-4	0-1	0-0	0	2	2	2	4	1	0	0	0	35		
23	REDMON, Katselan	g	5-15	0-0	1-1	3	4	7	1	10	3	2	0	1	34		
10	WALTER, Danielle	g	2-2	1-1	0-0	0	0	0	0	5	0	0	0	0	13		
34	GREINACHER, Sunny	g	0-0	0-0	0-0	0	0	0	0	0	0	0	0	0	2		
20	WINTERS, Meghan	g	0-1	0-0	0-0	0	0	0	0	0	0	0	0	0	1		
24	ALBANEZ, Keani	g	0-0	0-0	0-0	0	0	0	0	0	0	0	1	0	2		
30	GOLDEN, Stephanie	g	0-0	0-0	0-0	0	1	1	3	0	0	0	0	0	2		
31	READER, Shannon	g	1-2	0-0	1-2	1	0	1	3	0	1	0	0	0	6		
34	REDMON, Jazmine	g	1-4	0-0	0-0	1	1	2	1	2	2	3	0	4	18		
Team			27-67			1-6			7-9			14			20		
Totals			27-67			1-6			7-9			14			20		

FG % 1st Half: 13-34 38.1% 2nd half: 14-31 45.2% Game: 27-67 40.3%
 3FG % 1st Half: 1-5 20.0% 2nd half: 0-1 0.0% Game: 1-6 16.7%
 FT % 1st Half: 1-1 100.0 2nd half: 6-8 75.0% Game: 7-9 77.8%

Officials: Mark Zentz, Jack Jones, MaryAnne Karpe
 Technical fouls: Gonzaga-None, Kentucky-None.
 Attendance: 6031

Score by periods	1st	2nd	Total
Gonzaga	28	34	62
Kentucky	43	36	79

Points GON 62 UK 79
 In Paint 22 18
 Off T/O 16 17
 2nd Chance 15 8
 First Break 3 3
 Bench 10 44

Score tied - 0 times.
 Lead changed - 0 times.

Official Basketball Box Score — Game Totals — Final Statistics
GONZAGA BULLDOGS vs IOWA STATE CYCLONES
 03/23/13 1:00 pm at McCarthy Athletic Center - Spokane, WA

GONZAGA BULLDOGS 60 • 27-6

#	Player	Total			3-Ptr			Rebounds			PF	TP	A	TO	Blk	Stl	Min
		FG	FGA	FT	FTA	FG	FGA	FT	FTA	Off							
34	GREINACHER, Sunny	f	1-8	0-0	2-2	2	1	3	0	4	1	1	0	1	25		
44	CHESELEK, Shelby	c	0-1	0-0	0-0	0	2	2	0	2	0	1	1	0	5		
03	PALMER, Haiden	a	6-21	1-8	1-2	1	2	3	14	4	1	1	10	35			
12	KARR, Taelor	g	5-10	4-8	1-1	2	5	7	0	15	2	0	0	34			
34	REDMON, Jazmine	g	1-5	0-2	0-0	2	2	4	3	2	2	3	0	1	26		
01	WATERS, Chelsea	g	0-0	0-0	0-0	0	0	0	0	0	0	0	0	0			
10	WALTER, Danielle	g	0-0	0-0	0-0	0	0	0	0	0	0	0	0	0			
20	WINTERS, Meghan	g	1-4	1-3	0-0	0	0	0	0	3	0	0	0	0			
22	NILLES, Shaniqua	g	1-2	0-1	2-2	1	0	1	0	4	1	0	0	0			
23	KUDRON, Kiara	g	4-9	0-0	1-4	2	2	4	3	9	1	0	0	1			
24	ALBANEZ, Keani	g	1-4	1-4	0-0	0	0	0	4	3	0	0	0	1			
30	GOLDEN, Stephanie	g	3-7	0-0	0-0	2	1	3	4	6	1	2	0	0			
31	TINKLE, Elle	g	0-0	0-0	0-0	0	0	0	0	0	0	0	0	0			
Team			23-71			7-26			7-11			15			30		
Totals			23-71			7-26			7-11			15			30		

FG % 1st Half: 13-34 38.2% 2nd half: 10-37 27.0% Game: 23-71 32.4%
 3FG % 1st Half: 5-13 38.5% 2nd half: 2-13 15.4% Game: 7-26 26.9%
 FT % 1st Half: 0-0 0.0% 2nd half: 7-11 63.6% Game: 7-11 63.6%

Officials: Jesse Dickerson, Anita Ortega, Troy Winders
 Technical fouls: GONZAGA BULLDOGS-None, IOWA STATE CYCLONES-None.
 Attendance: 5674
 1st Round Women's NCAA Tournament

Score by periods	1st	2nd	Total
GONZAGA BULLDOGS	31	29	60
IOWA STATE CYCLONES	34	38	72

Points GON 60 ISU 72
 In Paint 28 26
 Off T/O 16 11
 2nd Chance 32 11
 First Break 11 2
 Bench 10 26

Score tied - 6 times.
 Lead changed - 6 times.

Official Basketball Box Score — Game Totals — Final Statistics
James Madison vs Gonzaga
 03/23/14 4:30 PM at College Station, TX (Reed Arena)

James Madison 72 • 29-5

#	Player	Total			3-Ptr			Rebounds			PF	TP	A	TO	Blk	Stl	Min
		FG	FGA	FT	FTA	FG	FGA	FT	FTA	Off							
03	Giggotts, Toia	*	7-14	0-0	1-2	2	4	6	4	15	1	1	0	1	30		
12	Hall, Precious	*	4-11	0-2	3-3	0	0	0	4	11	1	2	0	0	25		
20	Burkholder, Kirby	*	4-17	3-10	17-18	4	14	18	3	28	4	2	1	3	38		
24	Gwathmey, Jazmon	*	2-8	0-2	0-0	2	4	6	4	4	2	1	1	0	27		
30	Newman, Nikki	*	1-4	1-4	0-0	1	4	5	2	3	3	3	4	0	37		
32	Mickens, Angela	*	1-3	0-0	0-0	1	3	4	0	2	3	1	0	1	23		
33	Okafor, Lauren	*	4-6	0-0	1-2	1	3	4	1	9	0	0	0	0	17		
40	Griffin, Da'Lishia	*	0-0	0-0	0-0	0	0	0	0	1	0	0	0	0	3		
Team			23-63			4-18			22-25			13			47		
Totals			23-63			4-18			22-25			13			47		

FG % 1st Half: 13-36 36.1% 2nd half: 10-27 37.0% Game: 23-63 36.5%
 3FG % 1st Half: 2-11 18.2% 2nd half: 2-7 28.6% Game: 4-18 22.2%
 FT % 1st Half: 5-5 100.0 2nd half: 17-20 85.0% Game: 22-25 88.0%

Officials: Robert Scarfield, Tom Danaher, Shelley Malozone
 Technical fouls: James Madison-None, Gonzaga-None.
 Attendance: 6075
 NCAA Division I Women's Basketball Championship
 First Round - College Station, Texas - Game 1

Score by periods	1st	2nd	Total
James Madison	33	39	72
Gonzaga	31	32	63

Points JMU 72 GON 63
 In Paint 28 28
 Off T/O 12 7
 2nd Chance 16 10
 First Break 6 11
 Bench 11 13

Score tied - 6 times.
 Lead changed - 7 times.

Official Basketball Box Score — Game Totals — Final Statistics
Gonzaga vs George Washington
 3/20/15 4:30 at Gill Coliseum, Corvallis, Ore.

Gonzaga 82 • 25-7

#	Player	Total			3-Ptr			Rebounds			PF	TP	A	TO	Blk	Stl	Min
		FG	FGA	FT	FTA	FG	FGA	FT	FTA	Off							
05	STIRTON, Georgia	*	3-5	1-1	0-0	0	5	5	3	7	2	1	0	0	23		
14	GREINACHER, Sunny	*	5-15	1-1	8-9	2	6	8	2	19	0	4	2	2	33		
24	ALBANEZ, Keani	*	5-7	2-4	7-8	0	2	2	2	19	3	3	0	4	27		
31	TINKLE, Elle	*	2-7	2-4	5-7	1	3	4	4	11	1	2	0	1	24		
44	CHESELEK, Shelby	*	1-2	0-0	1-2	2	3	5	4	3	0	1	2	0	14		
01	WATERS, Chelsea	*	0-1	0-1	0-0	0	0	0	0	0	0	0	0	0	3		
12	WOLFRAM, Emma	*	2-5	0-0	6-6	3	4	7	3	10	0	2	3	1	29		
22	NILLES, Shaniqua	*	1-3	1-2	2-2	1	0	1	3	5	2	2	0	1	16		
33	SHERBERT, Lindsay	*	2-4	1-3	0-0	0	3	3	2	5	2	0	0	1	14		
42	STACH, Emma	*	1-3	1-2	0-0	0	1	1	1	3	6	1	0	0	17		
Team			22-52			9-18			29-34			10			29		
Totals			22-52			9-18			29-34			10			29		

FG % 1st Half: 14-32 43.8% 2nd half: 8-20 40.0% Game: 22-52 42.3%
 3FG % 1st Half: 4-9 44.4% 2nd half: 5-9 55.6% Game: 9-18 50.0%
 FT % 1st Half: 8-10 80.0% 2nd half: 21-24 87.5% Game: 29-34 85.3%

Officials: Bryan Brunette, Anita Ortega, Mark Berger
 Technical fouls: Gonzaga-None, George Washington-None.
 Attendance: 3728

Score by periods	1st	2nd	Total
Gonzaga	40	42	82
George Washington	25	44	69

Points GON 82 GW 69
 In Paint 26 17
 Off T/O 27 23
 2nd Chance 9 4
 First Break 4 23
 Bench 11 26

Score tied - 0 times.
 Lead changed - 0 times.

2023-24 GONZAGA WOMEN'S BASKETBALL RECORD BOOK

Official Basketball Box Score - Game Totals - Final Statistics
Gonzaga vs Oregon State
3/22/15 4 pm at Gill Coliseum (Corvallis, Ore.)

Gonzaga 76 - 26-7

#	Player	Total			3-Ptr			Rebounds			PF	TP	A	TO	Blk	Stl	Min
		FG	FGA	FT	FTA	Off	Def	Tot									
14	GREINACHER, Sunny	f	6-15	0-0	0-0	0	5	5	2	12	2	2	0	4	30		
44	CHESTLEK, Shelby	c	2-3	0-0	0-0	2	1	3	4	1	2	1	0	19			
06	STIRTON, Georgia	a	2-5	0-1	3-4	0	4	4	2	7	0	3	0	2	30		
24	ALBANEZ, Keani	g	4-7	0-2	4-4	0	4	4	2	12	1	3	0	28			
31	TINKLE, Elle	g	4-7	1-2	5-7	5	2	7	1	14	3	0	0	1	33		
01	WATERS, Chelsea	g	0-0	0-0	0-0	0	0	0	0	0	0	0	0	1			
03	BOSCH, Kacie	g	0-0	0-0	0-0	0	0	0	0	0	0	0	0	1			
11	SULLIVAN, Laura	g	0-0	0-0	0-0	0	0	0	0	0	0	0	0	1			
12	WOLFRAM, Emma	g	7-14	0-1	3-5	2	2	4	2	17	0	1	1	22			
22	NILLES, Shaniqua	g	1-2	1-2	0-0	0	1	1	0	3	1	0	0	16			
39	SHERBERT, Lindsay	g	1-3	0-1	1-1	0	1	1	1	3	0	1	0	10			
42	STACH, Emma	g	2-2	0-0	0-0	0	0	0	4	2	1	0	0	9			
Team						6	2	8									
Totals			29-58	2-9	16-21	15	22	37	14	76	10	13	2	11	200		

FG % 1st Half: 16-29 55.2% 2nd half: 13-29 44.8% Game: 29-58 50.0%
 3FG % 1st Half: 2-5 40.0% 2nd half: 0-3 0.0% Game: 2-9 22.2%
 FT % 1st Half: 3-4 75.0% 2nd half: 13-17 76.5% Game: 16-21 76.2%

Oregon State 64 - 27-5

#	Player	Total			3-Ptr			Rebounds			PF	TP	A	TO	Blk	Stl	Min
		FG	FGA	FT	FTA	Off	Def	Tot									
32	Hunter, Deven	f	4-6	1-2	3-5	4	6	10	4	12	4	2	1	1	30		
44	Hamblin, Ruth	c	4-7	0-0	1-2	1	3	4	2	9	0	2	3	0	29		
14	Gibson, Ali	g	3-6	3-4	1-2	0	1	1	10	0	0	0	0	24			
15	Weissner, Jamie	g	7-15	4-10	6-8	1	2	3	3	24	1	4	0	35			
24	Wiese, Sydney	g	2-10	1-9	2-3	0	2	2	0	7	6	6	0	40			
05	Siegner, Samantha	g	0-0	0-0	0-0	0	1	1	3	0	1	1	0	5			
11	Hanson, Gabriella	g	0-4	0-2	0-0	0	0	0	5	0	0	1	0	20			
12	Orum, Kolbie	g	0-1	0-0	0-0	0	0	0	0	0	0	0	0	1			
21	Gulich, Marie	g	1-2	0-0	0-0	3	2	5	1	2	2	2	0	15			
22	Hill, Jen'Von'Ta	g	0-0	0-0	0-0	0	0	0	0	0	0	0	0	1			
Team						2	2	4									
Totals			21-51	9-27	13-20	11	19	30	19	64	13	18	4	8	200		

FG % 1st Half: 10-23 43.5% 2nd half: 11-28 39.3% Game: 21-51 41.2%
 3FG % 1st Half: 4-11 36.4% 2nd half: 3-16 18.8% Game: 7-27 25.9%
 FT % 1st Half: 10-13 76.9% 2nd half: 3-5 60.0% Game: 13-20 65.0%

Officials: Melissa Barlow, Bryan Brunette, Anika Ortega
 Technical fouls: Gonzaga-None. Oregon State-None.
 Attendance: 5071

Score by periods	1st	2nd	OT	Total
Gonzaga	37	39	0	76
Oregon State	34	30	0	64

Points In Off 2nd First Fast
 GON 32 28 13 30 27 4
 OSU 22 20 14 0 2 2

Score tied - 4 times.
 Lead changed - 1 time.

Official Basketball Box Score - Game Totals - Final Statistics
Gonzaga vs Oklahoma
03/07/17 3:30 p.m. at Seattle, Wash. - Alaska Airlines Arena

Gonzaga 62 - 26-7

#	Player	Total			3-Ptr			Rebounds			PF	TP	A	TO	Blk	Stl	Min
		FG	FGA	FT	FTA	Off	Def	Tot									
18	BARTA, Jill	f	5-14	1-5	2-3	0	5	5	3	13	1	2	1	2	31		
23	KUDRON, Kiara	f	4-11	0-0	1-2	4	4	8	4	9	2	1	0	0	27		
31	TINKLE, Elle	f	4-9	0-1	3-4	1	5	6	3	11	2	1	0	1	25		
11	STOCKTON, Laura	g	6-15	0-3	2-2	0	1	1	2	14	4	4	0	3	35		
14	STACH, Emma	g	2-5	1-3	2-2	1	3	4	2	7	1	1	0	0	27		
00	RICE, Zykeria	g	1-3	0-0	0-0	0	0	0	0	2	0	0	0	0	5		
04	WILLIAMS, Makenzie	g	1-4	1-4	0-0	1	0	1	5	3	1	0	0	0	15		
12	WOLFRAM, Emma	g	1-6	0-0	0-0	5	4	9	0	2	3	2	1	18			
15	LOERA, Jessie	g	0-2	0-1	0-0	0	1	1	0	0	0	0	0	5			
30	SMITH, Chandler	g	0-2	0-1	1-2	0	1	1	0	1	0	1	0	0	12		
Team						7	1	8									
Totals			24-71	3-18	11-15	19	25	44	19	62	13	13	3	7	200		

1st - FG %: 6-18 33.3% 2nd: 4-18 22.2% 3rd: 6-16 37.5% 4th: 6-18 33.3% Game: 24-71 33.8% Double-Digit
 3FG %: 1-5 20.0% 0-3 0.0% 1-4 25.0% 1-5 20.0% 3-19 15.8%
 FT %: 3-4 75.0% 3-4 75.0% 3-4 75.0% 3-4 75.0% 11-15 73.3%

Oklahoma 75 - 23-9

#	Player	Total			3-Ptr			Rebounds			PF	TP	A	TO	Blk	Stl	Min
		FG	FGA	FT	FTA	Off	Def	Tot									
00	Pierre-Louis, Vionise	c	6-11	0-0	5-7	2	7	9	4	17	1	2	9	1	33		
10	Little, Peyton	g	5-11	3-6	5-5	1	4	5	2	18	5	3	0	1	40		
21	Ortiz, Gabbi	g	3-6	2-4	4-4	0	1	1	2	12	2	1	0	1	29		
23	Manning, Maddie	g	2-10	2-7	4-4	1	8	9	2	10	0	1	0	1	37		
33	Dungee, Chelsea	g	3-5	1-2	0-0	0	6	6	3	7	0	4	0	1	24		
02	Edwards, T'ona	g	0-2	0-0	0-0	0	0	0	0	2	0	1	4	0	14		
04	Wyatt, Darcia	g	1-2	1-2	0-0	0	0	0	0	3	0	0	0	0	4		
24	Odimbe, Ijeoma	g	0-0	0-0	0-0	0	0	0	0	1	0	0	0	0	2		
26	Carter, Gioya	g	3-6	1-2	1-1	1	0	1	0	8	1	1	0	0	14		
30	Treece, McKenna	g	0-0	0-0	0-0	0	1	1	2	0	0	1	0	0	1		
32	Mullicy, Nancy	g	0-0	0-0	0-0	0	0	0	0	0	0	0	0	0	2		
Team						2	1	3									
Totals			33-53	10-23	19-21	7	28	35	18	75	10	17	11	5	200		

1st - FG %: 18-17 105.9% 2nd: 4-17 23.5% 3rd: 6-11 54.5% 4th: 5-8 62.5% Game: 33-53 62.3% Double-Digit
 3FG %: 1-4 25.0% 2-7 28.6% 1-3 33.3% 1-3 33.3% 10-23 43.5%
 FT %: 3-4 75.0% 3-4 75.0% 3-4 75.0% 3-4 75.0% 19-21 90.5%

Officials: Jesse Dickerson, Karen Lasnik, Robert Emmerling
 Technical fouls: Gonzaga-None. Oklahoma-None.
 Attendance: 8009
 2017 NCAA Division I Women's Basketball Championship - 1st Round

Score by periods	1st	2nd	3rd	4th	Total
Gonzaga	16	10	18	18	62
Oklahoma	29	10	14	22	75

Points In Off 2nd First Fast
 GON 32 12 30 4 6 8
 OU 24 10 5 6 11

Score tied - 0 times.
 Lead changed - 0 times.

Official Basketball Box Score - Game Totals - Final Statistics
Gonzaga vs Tennessee
03/28/15 4 p.m. at Spokane, Wash. (Spokane Arena)

Gonzaga 69 - 26-8

#	Player	Total			3-Ptr			Rebounds			PF	TP	A	TO	Blk	Stl	Min
		FG	FGA	FT	FTA	Off	Def	Tot									
06	STIRTON, Georgia	a	0-6	0-1	1-2	2	0	2	4	1	4	3	0	0	40		
14	GREINACHER, Sunny	a	12-19	0-0	0-0	2	9	11	2	24	1	2	1	4	38		
24	ALBANEZ, Keani	a	7-12	4-6	2-4	1	2	3	4	20	5	4	0	1	40		
31	TINKLE, Elle	a	2-10	0-2	3-4	3	4	7	2	7	0	1	1	0	34		
44	CHESTLEK, Shelby	a	3-7	0-0	1-1	2	4	6	3	7	1	1	1	0	25		
12	WOLFRAM, Emma	a	4-6	0-0	0-0	1	5	6	3	8	3	1	4	0	27		
22	NILLES, Shaniqua	a	0-0	0-0	2-2	0	0	0	3	2	0	2	0	0	14		
33	SHERBERT, Lindsay	a	0-0	0-0	0-0	0	0	0	0	0	0	0	0	0	2		
42	STACH, Emma	a	0-1	0-0	0-0	0	0	0	0	0	0	0	0	0	5		
Team						4	4	8									
Totals			28-61	4-9	9-13	15	28	43	21	69	14	17	7	5	225		

FG % 1st Half: 15-30 50.0% 2nd half: 11-24 45.8% OT: 2-7 28.6% Game: 28-61 45.9% Double-Digit
 3FG % 1st Half: 2-5 40.0% 2nd half: 2-3 66.7% OT: 0-1 0.0% Game: 4-9 44.4%
 FT % 1st Half: 2-4 50.0% 2nd half: 5-7 71.4% OT: 2-2 100.0% Game: 9-13 69.2%

Tennessee 73 - 30-5

#	Player	Total			3-Ptr			Rebounds			PF	TP	A	TO	Blk	Stl	Min
		FG	FGA	FT	FTA	Off	Def	Tot									
00	Reynolds, Jordan	a	2-6	1-1	7-8	3	4	7	0	12	3	0	1	1	38		
05	Massengale, Ariel	a	6-15	3-8	0-0	0	3	3	1	15	4	2	0	0	45		
11	Burdick, Cierra	a	7-17	0-2	8-8	6	9	15	4	22	0	2	0	2	38		
12	Graves, Bashaara	a	3-12	0-0	1-1	7	0	7	4	7	0	1	1	1	34		
14	Carter, Andraya	a	0-6	0-3	0-0	1	1	2	4	0	2	0	1	1	22		
01	Moore, Nia	a	0-2	0-0	0-0	1	0	1	0	0	1	0	0	0	4		
31	Nared, Jaime	a	3-8	1-2	5-5	3	3	6	3	12	0	3	1	0	28		
33	Middleton, Alexa	a	2-5	1-3	0-0	0	0	0	2	5	0	0	0	0	16		
Team						0	2	2									
Totals			23-71	6-19	21-22	21	22	43	18	73							

2023-24 GONZAGA WOMEN'S BASKETBALL RECORD BOOK

		Official Basketball Box Score - Game Totals - Final Statistics														
		Little Rock vs Gonzaga 03/23/19 12:30 pm at Gill Coliseum, Corvallis, OR														
Little Rock 51 • 21-11																
#	Player	FG	3-P	FT	Rebounds	PF	TP	A	TO	Bk	Stl	Min				
		FG-FGA	FG-FGA	FT-FTA	Off Def Tot											
00	RonJanae DeGray	3-12	0-1	0-0	5 2 7	2	6	2	1	0	2	37				
03	Terrion Moore	4-12	1-4	4-6	0 1 1	3	13	4	2	0	2	39				
05	Tori Lasker	6-11	4-9	0-0	0 2 2	1	16	3	5	0	3	34				
30	Raeyana DeGray	3-5	0-0	0-0	1 5 6	2	6	1	0	0	1	38				
32	Kyra Collier	3-14	0-4	0-0	1 5 6	2	6	0	3	0	2	25				
02	Sydney Chastain	0-0	0-0	0-0	0 0 0	0	0	0	1	0	0	1				
22	Yamina Inkina	1-6	1-2	0-0	0 2 2	1	3	0	0	0	0	14				
35	Teal Battle	0-1	0-0	1-2	1 2 3	2	1	0	0	0	0	12				
Team																
Totals		20-61	6-20	5-8	9 18 27	13	51	10	12	0	10	200				
1st FG %	31.5	6.7%	2nd FG %	34.5	30.1%	3rd FG %	44.4%	4th FG %	16.7%	Game	20-61	32.8%	Deadball Rebounds	2		
3FG %	0-2	0.0%	3-5	60.0%	2-7	28.6%	1-6	16.7%	6-20	30.0%						
FT %	0-0	0.0%	3-4	75.0%	0-0	0.0%	0-0	0.0%	5-8	62.5%						
Gonzaga 68 • 29-4																
#	Player	FG	3-P	FT	Rebounds	PF	TP	A	TO	Bk	Stl	Min				
		FG-FGA	FG-FGA	FT-FTA	Off Def Tot											
00	RICE, Zykeria	8-14	0-1	2-3	3 3 6	0	18	0	3	0	0	29				
04	WIRTH, LeeAnne	1-6	0-0	2-2	2 7 9	1	4	1	2	0	1	29				
15	LOERA, Jessie	2-7	0-1	2-2	2 2 4	0	6	6	4	2	0	33				
24	CAMPBELL, Katie	5-8	5-6	0-0	0 7 7	3	15	1	3	2	1	32				
30	SMITH, Chandler	3-10	0-3	0-0	0 6 6	1	6	2	1	2	1	32				
03	WIRTH, Jenn	2-4	0-0	2-2	1 3 4	4	6	1	3	0	0	15				
05	FORSYTH, Louise	2-3	2-2	2-2	1 1 2	2	8	0	1	0	0	18				
10	BARFIELD, Gillian	0-0	0-0	0-0	0 0 0	0	0	0	0	0	0	0				
33	KEMPTON, Melody	2-2	0-0	1-1	1 1 2	3	5	0	0	0	0	12				
Team																
Totals		25-54	7-13	11-12	11 32 43	14	68	15	19	5	4	200				
1st FG %	6-17	35.3%	2nd FG %	4-15	26.7%	3rd FG %	7-11	63.6%	4th FG %	6-11	54.5%	Game	25-54	46.3%	Deadball Rebounds	1
3FG %	3-4	75.0%	1-4	25.0%	2-2	100.0%	3-3	33.3%	7-13	53.8%						
FT %	8-2	40.0%	5-2	100.0%	3-1	100.0%	6-7	85.7%	11-12	91.7%						

		Official Basketball Box Score - Game Totals - Final Statistics														
		Gonzaga vs Oregon St. 03/25/19 6:15 pm at														
Gonzaga 70 • 29-5																
#	Player	FG	3-P	FT	Rebounds	PF	TP	A	TO	Bk	Stl	Min				
		FG-FGA	FG-FGA	FT-FTA	Off Def Tot											
00	RICE, Zykeria	8-13	2-2	2-2	1 2 3	4	20	0	1	0	0	19				
04	WIRTH, LeeAnne	5-11	0-0	0-0	1 4 5	5	10	1	0	0	0	29				
15	LOERA, Jessie	4-11	1-4	2-2	0 3 3	4	11	6	1	1	2	34				
24	CAMPBELL, Katie	0-6	0-5	2-2	1 1 2	4	2	0	1	0	1	36				
30	SMITH, Chandler	6-12	0-2	1-1	1 2 3	4	13	3	1	3	0	31				
03	WIRTH, Jenn	3-10	0-0	2-4	3 4 7	1	8	1	1	0	0	25				
05	FORSYTH, Louise	0-0	0-0	0-0	0 1 1	3	0	0	1	0	0	12				
33	KEMPTON, Melody	2-3	0-0	2-4	1 0 1	2	6	1	0	0	2	14				
Team																
Totals		28-66	3-13	11-15	13 21 34	27	70	12	6	4	6	200				
1st FG %	6-18	33.3%	2nd FG %	9-16	56.3%	3rd FG %	5-12	41.7%	4th FG %	6-20	30.0%	Game	28-66	42.4%	Deadball Rebounds	3
3FG %	0-2	0.0%	0-1	0.0%	0-1	0.0%	3-8	37.5%	3-8	37.5%						
FT %	3-4	75.0%	3-1	100.0%	5-6	83.3%	2-4	50.0%	11-15	73.3%						
Oregon St. 76 • 26-7																
#	Player	FG	3-P	FT	Rebounds	PF	TP	A	TO	Bk	Stl	Min				
		FG-FGA	FG-FGA	FT-FTA	Off Def Tot											
05	Taya Corosdale	4-10	2-5	2-2	2 5 7	3	12	2	2	1	2	40				
00	Mikayla Pivec	5-13	1-2	8-8	2 9 11	2	19	6	4	1	0	38				
03	Maddie Washington	6-9	0-0	0-0	3 3 6	2	12	1	0	0	0	20				
10	Katie McWilliams	0-4	0-1	2-2	0 2 2	2	2	0	0	0	0	28				
24	Destiny Slocum	4-9	1-3	3-4	2 4 6	2	12	4	0	0	2	27				
01	Aleah Goodman	2-7	1-4	7-8	1 0 1	3	12	3	3	1	0	27				
11	Joanna Grymek	3-7	0-0	1-4	4 2 6	1	7	0	2	0	0	20				
Team																
Totals		24-59	5-15	23-28	16 26 42	15	76	16	12	3	4	200				
1st FG %	4-16	25.0%	2nd FG %	6-14	42.9%	3rd FG %	7-18	38.9%	4th FG %	24-59	40.7%	Game	24-59	40.7%	Deadball Rebounds	2
3FG %	1-6	16.7%	2-4	50.0%	3-3	33.3%	1-2	50.0%	3-13	23.1%						
FT %	5-5	100.0%	4-6	66.7%	3-4	75.0%	11-13	84.6%	23-28	82.1%						

		Official Basketball Box Score - Final											
		Belmont vs Gonzaga Belmont State Arena, Danvers											
Belmont - 91													
NO.	Name	Min	FG	3P	FT	Rebounds	Fouls	TP	AS	TO	ST	Blocks	±
			M-A	M-A	M-A	OR OR TOT	PF FD					BB BA	±
10	Allison Luly	F 17:50	0-0	0-0	0-0	1 0 1	2 0 0	0	0	1	0	0	1
20	Conley Chinn	F 36:51	3-6	1-2	0-0	3 0 3	4 2 7	0	2	1	1	0	4
0	Tuli Jones	G 38:19	2-9	1-5	2-4	0 3 3	4 0 3	2	1	4	0	0	6
11	Destinee Wells	G 37:35	9-22	2-6	5-5	2 0 2	0 3 28	7	0	3	1	0	8
14	Jamlynn Kinney	G 37:46	3-7	2-4	0-0	0 2 2	0 2 8	2	1	1	0	0	9
3	Madison Bartley	12:29	4-8	0-1	1-1	0 1 1	4 2 9	0	1	0	0	2	3
22	Maddie Cook	04:08	1-3	0-1	0-0	0 2 2	0 0 2	0	0	0	0	0	-4
21	Blair Schoenwald	02:14	0-0	0-0	0-0	0 0 0	0 0 0	0	0	0	0	0	-4
34	Cam Browning	12:09	2-3	0-1	1-2	0 1 1	4 2 5	2	2	0	0	0	0
23	Nikki Baird	00:39	0-0	0-0	0-0	0 0 0	0 0 0	0	0	0	0	0	2
Team													
Totals		24-58	6-20	10-12	8 10 18	14 14	64 13	6 11	2 2 5	5			
Technical Fouls: NONE													
Gonzaga - 88													
NO.	Name	Min	FG	3P	FT	Rebounds	Fouls	TP	AS	TO	ST	Blocks	±
			M-A	M-A	M-A	OR OR TOT	PF FD					BB BA	±
3	Jenn Wirth	F 29:19	2-6	0-1	5-6	2 4 6	2 5 9	6	1	0	0	0	-12
4	LeeAnne Wirth	F 25:34	5-5	0-0	0-0	3 5 8	3 3 3	10	1	2	1	0	0
11	Kayleigh Truong	G 28:31	2-4	1-3	0-0	1 0 1	2 0 3	5	3	3	0	0	-18
19	Ciera Walker	G 27:13	1-4	1-4	0-0	0 4 4	1 0 3	1	1	1	0	0	0
32	Jill Townsend	G 27:30	7-11	0-3	3-6	0 6 6	2 3 17	0	6	1	0	1	-6
14	Kaylene Truong	17:47	1-2	1-1	0-0	0 2 2	0 0 3	4	4	0	0	0	0
33	Melody Kempton	16:44	1-3	0-0	0-0	1 1 2	2 0 1	1	1	0	0	1	5
30	Abby O'Connor	18:59	3-4	2-3	0-0	0 4 4	1 1 8	0	1	0	0	0	1
1	Anamaria Vrijoghe	02:02	0-0	0-0	0-0	0 0 0	0 0 0	0	0	1	0	0	-4
15	Yvonne Ejim	06:21	1-3	0-0	0-2	2 0 2	1 2 2	0	0	1	1	0	1
Team													
Totals		23-42	5-15	8-14	10 27 37	14 14	59 16	20 5 2 2	5				-5
Technical Fouls: NONE													
Dead Ball Rebounds: 1, 0													
		BELM	GONZ										
Biggest lead	10 (4 th 8:30)	11 (1 st 0:38)											
Best Shooting Run	13 (2 nd 5:07)	8 (1 st 2:49)											
Lead Changes	7												
Times Tied	1												
Time with Lead	24:26	14:18											
		Points from Turnovers	BELM	GONZ									
		28	0										
		Points from Second Chance	BELM	GONZ									
		10	26										
		Points from Bench	BELM	GONZ									
		18	16										
		Period by Period Scoring	1st	2nd	3rd	4th	TOT						
			19	20	19	12	04						

		Official Basketball Box Score - Final											
		Gonzaga at Nebraska 03/18/22 RHC Yum Center, Louisville											
Gonzaga - 68													
NO.	Name	Min	FG	3P	FT	Rebounds	Fouls	TP	AS	TO	ST	Blocks	±
			M-A	M-A	M-A	OR OR TOT	PF FD					BB BA	±
1	Anamaria Vrijoghe	F 19:52	4-5	0-0	2-3	0 3 3	1 2 10	0	0	2	0	0	4
4	Abby O'Connor	F 28:23	1-3	1-1	0-0	2 4 6	3 0 3						

2023-24 GONZAGA WOMEN'S BASKETBALL RECORD BOOK



Official Basketball Box Score - Final

Gonzaga at Louisville

13/29/22 NEC Hunt Center, Louisville
NCAA Division I Women's Basketball Championship - Second Round

Game Time: 7:06 PM

Game Duration: 1:57

Attendance: 10,414

Officials: Natasha Cary, Robert Scottick, Mark Rasch

Gonzaga - 59

Record: 27-7

NO. Name	Min	FG		3P		FT		Rebounds		Fouls		TP	AS	TO	ST	Blocks		+/-	Shooting By Period	
		M/A	M/A	M/A	M/A	OR	DR	PF	FD	OR	DR					OR	DR		1st	2nd
1 Anamaria Vrijoghe	F 19:54	1-3	0-0	0-0	1	4	5	2	1	2	0	3	1	1	0	0	0	-8	1st FG%	4-14 28.6%
4 Abby O'Connor	F 23:32	0-4	0-2	1-2	2	3	5	2	2	1	0	1	1	0	1	0	1	-13	3PT%	2-9 22.2%
33 Macey Kempton	F 34:49	4-10	0-0	5-5	4	2	6	3	6	13	2	2	1	1	2	-3	0	FT%	4-5 80%	
11 Kayleigh Truong	G 35:30	5-11	0-3	4-5	1	3	4	2	4	14	2	6	1	0	0	0	-11	2nd FG%	8-13 61.5%	
13 Cierra Walker	G 28:07	2-7	2-7	4-4	1	5	6	1	2	10	2	2	0	0	0	0	0	0	3PT%	0-3 0.0%
14 Kaylyne Truong	G 24:07	3-8	2-7	1-2	0	2	2	2	2	9	1	2	1	1	1	-3	0	FT%	2-3 66.7%	
15 Yvonne Ejim	G 24:13	3-5	0-0	2-2	3	2	5	1	8	2	1	0	0	1	-2	0	0	0	3rd FG%	4-12 33.3%
24 McKayla Williams	G 08:56	1-2	0-1	0-0	0	1	1	0	0	2	1	0	0	0	-3	0	0	0	3PT%	1-6 16.7%
12 Eliza Hollingsworth	G 00:52	0-0	0-0	0-0	0	0	0	0	0	0	0	0	0	0	-2	0	0	0	FT%	3-4 75%
Team					3	3	6		0	1									4th FG%	3-11 27.3%
Totals	19-50	4-20	17-20	15	25	40	15	18	59	10	16	5	3	5	-9				GMFG%	12 60.0%

Technical Fouls: NONE

Dead Ball Rebounds: 2

Louisville - 68

Record: 27-4

NO. Name	Min	FG		3P		FT		Rebounds		Fouls		TP	AS	TO	ST	Blocks		+/-	Shooting By Period		
		M/A	M/A	M/A	M/A	OR	DR	PF	FD	OR	DR					OR	DR		1st	2nd	3rd
44 Olivia Cochran	F 24:36	5-8	0-0	1-3	4	1	5	3	2	11	3	0	1	1	1	21	0	0	0	1st FG%	8-22 36.4%
10 Hailey Van Lih	G 37:06	8-17	3-6	2-2	1	5	6	1	4	21	2	0	0	0	1	9	0	0	0	3PT%	2-6 33.3%
14 Kanna Smith	G 35:54	5-11	2-6	0-0	0	1	1	3	0	12	2	1	0	1	0	16	0	0	0	FT%	0-0 0%
21 Emily Engstler	G 33:56	3-13	0-3	6-7	5	6	11	4	4	12	3	1	5	2	1	15	0	0	0	2nd FG%	7-16 43.8%
23 Chelsea Hall	G 33:49	3-8	1-4	1-1	0	1	1	0	2	8	2	0	1	0	0	12	0	0	0	3PT%	1-6 16.7%
29 Liz Dixon	G 09:10	0-1	0-0	0-0	1	1	2	0	0	0	2	0	0	0	0	-8	0	0	0	FT%	3-4 75%
5 Mykasa Robinson	18:19	2-3	0-0	0-0	0	2	3	3	4	1	3	1	1	0	-13	0	0	0	0	3rd FG%	6-12 50.0%
12 Payton Verhulst	06:04	0-2	0-2	0-0	1	0	1	1	0	0	1	0	0	0	-6	0	0	0	0	3PT%	2-3 66.7%
2 Ahtana Smith	00:57	0-1	0-0	0-0	0	0	0	1	0	0	0	0	0	0	0	0	0	0	0	FT%	6-7 85.7%
Team					2	0	2		0	0										4th FG%	5-14 35.7%
Totals	26-64	6-21	10-13	14	17	31	18	15	68	13	8	10	5	3	9					GMFG%	26-64 40.6%

Technical Fouls: NONE

Dead Ball Rebounds: 1

	GON	LOU
Biggest lead	1 (2 nd 4:08)	15 (4 th 1:58)
Best Scoring Run	12 (1 st 2:04)	14 (1 st 6:33)
Lead Changes	6	
Times Tied	4	
Time with Lead	00:59	36:28

Points from	GON		LOU	
	1st	2nd	3rd	4th
Turnovers	11	23		
Paint	28	32		
Second Chance	15	11		
Fast Breaks	2	11		
Bench	19	4		

Period by Period Scoring	GON				LOU					
	1st	2nd	3rd	4th	TOT	1st	2nd	3rd	4th	TOT
	14	18	12	15	59					



Official Basketball Box Score - Final

Gonzaga at Ole Miss

03/17/23 Myles Pavlin, Stanford, CA
2022-23 Women's Basketball

Game Time: 7:00 PM

Game Duration: 2:00

Attendance: 4,020

Officials: Charles Gonzalez, Brian Garland, Felicity Wells

Gonzaga - 48

Record: 28-5

NO. Name	Min	FG		3P		FT		Rebounds		Fouls		TP	AS	TO	ST	Blocks		+/-	Shooting By Period		
		M/A	M/A	M/A	M/A	OR	DR	PF	FD	OR	DR					OR	DR		1st	2nd	3rd
12 Eliza Hollingsworth	F 27:43	2-5	0-2	0-0	0	4	4	1	0	4	1	0	0	0	0	0	0	0	0	1st FG%	4-14 28.6%
15 Yvonne Ejim	F 23:15	8-14	0-2	3-5	5	3	8	4	6	19	0	1	2	0	0	-10	0	0	0	3PT%	0-5 0.0%
14 Kaylyne Truong	G 33:10	2-9	1-3	1-2	0	1	1	2	4	6	6	0	0	0	0	-13	0	0	0	FT%	2-2 100%
22 Brynna Maxwell	G 22:56	1-10	0-5	2-2	2	0	2	1	0	4	0	0	0	0	2	-15	0	0	0	2nd FG%	5-14 35.7%
24 McKayla Williams	G 32:55	2-5	0-2	5-6	1	5	6	3	5	9	0	2	1	1	0	-17	0	0	0	3PT%	0-2 0.0%
5 Maud Huijbens	15:15	0-1	0-0	0-0	3	0	3	1	1	0	0	0	0	0	0	0	0	0	0	FT%	1-2 50%
11 Kayleigh Truong	23:14	1-9	0-3	2-2	0	0	0	0	3	4	0	2	0	0	1	-22	0	0	0	3rd FG%	3-8 37.5%
0 Esther Little	02:07	0-0	0-0	0-0	0	0	0	0	0	2	0	0	0	1	0	0	0	0	0	3PT%	1-7 14.3%
10 Calli Stokes	15:23	0-4	0-0	0-0	0	5	5	2	0	0	0	0	0	2	1	0	0	0	0	FT%	5-5 100%
1 Destiny Burton	02:01	0-0	0-0	0-0	0	0	0	0	1	0	0	0	0	0	0	0	0	0	0	4th FG%	5-12 41.7%
3 Payton Muma	02:01	1-1	0-0	0-0	0	0	0	0	1	0	2	0	0	0	0	0	0	0	0	3PT%	0-3 0.0%
Team					5	2	7		0	4										GMFG%	17-58 29.3%
Totals	17-58	1-17	13-17	16	20	36	18	19	48	7	12	4	1	3	-23					3PT%	1-7 14.3%

Technical Fouls: NONE

Dead Ball Rebounds: 2

Ole Miss - 71

Record: 24-8

NO. Name	Min	FG		3P		FT		Rebounds		Fouls		TP	AS	TO	ST	Blocks		+/-	Shooting By Period		
		M/A	M/A	M/A	M/A	OR	DR	PF	FD	OR	DR					OR	DR		1st	2nd	3rd
2 Marquessa Davis	F 25:03	4-11	0-1	0-2	2	4	6	3	2	8	1	2	0	1	0	21	0	0	0	1st FG%	4-13 30.8%
22 Tyia Singleton	F 27:21	0-5	0-3	3-4	2	2	4	2	2	3	0	1	0	1	0	21	0	0	0	3PT%	0-3 0.0%
24 Madison Scott	F 28:19	4-8	0-0	3-4	6	4	10	1	2	11	1	1	0	1	0	6	0	0	0	FT%	4-6 66.7%
1 Myah Taylor	G 21:58	2-6	1-1	0-0	1	2	3	1	3	5	4	0	0	0	0	21	0	0	0	2nd FG%	7-15 46.7%
15 Angel Baker	G 26:22	5-11	1-1	0-0	1	4	5	3	1	11	0	3	0	0	1	10	0	0	0	3PT%	4-9 44.4%
5 Shaquella Collins	21:24	4-12	3-10	4-6	0	1	1	3	4	15	1	0	0	0	0	11	0	0	0	FT%	4-5 80%
32 Rita Igbolwe	10:04	2-3	0-0	0-0	3	2	5	2	1	4	1	1	1	0	0	11	0	0	0	3rd FG%	10-19 52.6%
10 Destiny Salary	10:43	1-1	0-0	1-2	1	1	2	2	1	3	0	0	0	0	0	2	0	0	0	3PT%	2-4 50.0%
23 Elauna Eaton	14:12	1-4	1-4	0-0	1	1	2	1	0	3	0	0	0	1	0	5	0	0	0	FT%	3-4 75%
20 Ayanna Thompson	12:34	2-4	1-3	3-4	3	1	4	1	2	8	1	0	0	0	0	7	0	0	0	4th FG%	4-9 44.4%
12 Jordan Berry	02:00	0-1	0-1	0-0	0	0	0	0	1	0	0	0	0	0	0	0	0	0	0	3PT%	1-8 12.5%
Team					4	5	9		0	0										GMFG%	25-66 37.9%
Totals	25-66	7-24	14-22	24	27	51	20	18	71	9	8	2	3	1	23					3PT%	7-24 29.2%

Technical Fouls: Thompson 1st 1:01

Dead Ball Rebounds: 5

	GON	OLE
--	-----	-----

NCAA TOURNAMENT RECAPS

2023 - FIRST ROUND

Gonzaga secured its 10th West Coast Conference Tournament Championship and returned to the NCAA tournament for the sixth-straight season and 14th time overall. Gonzaga finished the regular season with a 28-5 overall record and a 17-1 mark in WCC play.

The Zags were selected as the No. 9 seed in the Stanford Region of the 2023 NCAA Tournament and were set to face No. 8 Ole Miss.

Against the Rebels, Yvonne Ejim led the Zags with 19 points and eight rebounds in a loss to No. 8 seeded Ole Miss in the opening round of the NCAA Tournament, 71-48. Gonzaga came in shooting 42% from 3-point range and Brynna Maxwell held the second-best 3-point shooting percentage in the nation coming in at 49.43%, but the team finished just 1 for 17 and Maxwell scored four points.



2022 - SECOND ROUND

Gonzaga secured its 10th West Coast Conference Tournament Championship and returned to the NCAA tournament for the fifth-straight season and 13th time overall. Gonzaga finished the regular season with a 27-7 overall record and a 15-3 mark in WCC play.

In the 2022 WCC Tournament Championship, Melody Kempton scored 15 points and Gonzaga defeated No. 15 BYU 71-59. It was a big turnaround for second-seeded Gonzaga, which dropped two games to the top-seeded Cougars in the regular season. Gonzaga defeated the Cougars in the championship game last year, 43-42, on a basket as time expired.

The Zags were selected as the No. 9 seed in the Louisville Region of the 2022 NCAA Tournament and were set to face No. 8 Nebraska.

In the opening round, Kayleigh Truong scored a career-high 20 points to lead Gonzaga to a 68-55 victory over Nebraska. Truong, a junior guard, scored 15 of her points in the second half, and those came after she landed awkwardly in a second quarter collision with Nebraska's Jaz Shelley. That caused her to miss the final five minutes of the first half. While Nebraska couldn't dictate the tempo, Gonzaga controlled the boards. In winning their sixth straight, the Bulldogs, who came into the contest with the country's sixth-best rebounding margin (10.3 per game), outrebounded the Huskers 40-33.

In the Second Round of the NCAA Tournament, the Bulldogs faced No. 1-Seeded Louisville in the KFC Yum! Center. Three Zags scored in double figures, led by junior Kayleigh Truong for the second game in a row, with 14 points. Senior Melody Kempton was right behind her with 13 points as senior Cierra Walker also scored 10. Both Walker and Kempton recorded a team-high six rebounds. The Bulldogs came up just short of the No. 1 team, 68-59, after erasing a 14-0 deficit in the first quarter. Overall, Gonzaga outrebounded the Cardinals, 40-31. The Bulldogs also scored 28 points in the paint and had 19 points come from off the bench. The Zags finish the season at 27-7, marking Fortier's seventh season with 20 or more wins.



NCAA TOURNAMENT RECAPS

2021 - FIRST ROUND

Gonzaga secured its 16th regular-season West Coast Conference Championship in the last 17 seasons and returned to the NCAA tournament for the fourth-straight season and 12th time overall. Gonzaga finished the regular season with a 21-3 overall record and a 16-1 mark in WCC play. The 2020-21 squad became the first in program history to be ranked every single week of the season (including preseason), climbing to as high as No. 14/13.

The 2020-21 season was unlike any other as Gonzaga and the rest of the NCAA navigated the COVID-19 pandemic. Miraculously, GU had only two cancellations on the season--both of which were cancelled due to COVID-19 protocols in opposing team programs--while having to reschedule one game. With a 21-3 mark heading into the WCC Tournament and a No. 1 seed, GU handled No. 4-seeded Santa Clara 72-62 in the semifinals to advance to the tournament championship after a one-year hiatus. The Zags were set to face a familiar foe in the finals in BYU. However, a wave of gastroenteritis slammed the squad overnight, affecting six players, two managers and an assistant coach.

Both Jill Townsend and Cierra Walker felt well enough to suit up, but the Zags were far from 100 percent. The Bulldogs overcame an array of obstacles and a rough shooting performance to upend No. 2-seeded BYU at the buzzer. A pivotal offensive rebound from freshman Yvonne Ejim and the following jump ball gave the Zags the ball with 0.6 seconds remaining. Kayleigh Truong found Townsend on the cut who calmly sunk the 15-foot jumper as time expired over the outstretched hands of BYU's 6-foot-7 center. For the first time since 2018 the Zags had secured the automatic qualifying bid to the NCAA Tournament.

The Zags were selected as the No. 5 seed in the Mercado Region of the 2021 NCAA Tournament, tying their highest seed ever, and were set to face No. 12 Belmont. This season's tournament was unlike any other; due to COVID-19, the NCAA hosted all 64 teams at one site: San Antonio. The programs were required to arrive six days prior to their first game, and upon arrival, they were required to quarantine for 36 hours. Players, coaches and staff were not allowed to leave the 'bubble' as it came to be known throughout their duration in San Antonio.

Gonzaga faced No. 12 Belmont in the First Round, hosted by Texas State in San Marcos, Texas, on March 22. Despite a dominating effort on the glass, 37-18, and a 17-point effort from Townsend, Gonzaga committed 20 turnovers to Belmont's six, while the Bruins converted those turnovers into 25 points. The Zags cut the lead to two (57-55) with 3:58 to go, and again with 46 seconds remaining. But Belmont responded to hold on to the 64-59 victory.



2020 - NCAA TOURNAMENT CANCELLED DUE TO COVID-19

The 2019-20 season was shaping up to be quite possibly one of the best in program history. During the regular season, Gonzaga burst into the national polls following an overtime loss at No. 3 Stanford and remained in the Top 25 for the entirety of the season. Late in the year, GU rose to its highest regular-season ranking ever, coming in at No. 11 in the Associated Press Top 25 and No. 10 in the USA Today/WBCA Coaches Poll. The nation was taking note. In both NCAA Division I Women's Basketball Committee Top-16 reveals, the Zags were projected as a No. 3 seed in the 2020 NCAA Tournament; this meant the Zags would host the First and Second Rounds inside the McCarthy Athletic Center for the first time since the NCAA announced in 2014-15 that only the top 16 seeds are eligible to host.

Despite a speed bump loss in the West Coast Conference semifinals to eventual champion Portland, the Zags were still slated to host, this time as a No. 4 seed. However, days later, the entire NCAA Tournament and remaining conference tournaments were cancelled due to the COVID-19 pandemic. Gonzaga's historic season came to a close with a 28-3 final record and a projected No. 3/4 seed in the 2020 NCAA Tournament that never came to be.



2023-24 GONZAGA WOMEN'S BASKETBALL RECORD BOOK

2019 - SECOND ROUND

Gonzaga secured its 14th regular-season West Coast Conference Championship in the last 15 years and returned to the NCAA Tournament for the third-straight season and 11th time overall. Lisa Fortier continued to break her own records, securing the WCC Coach of the Year for the fourth time in her first five seasons, extending her previous record of the award. Gonzaga finished the regular-season with a program-record 27-3 mark and a 16-2 record in WCC play, in addition to reaching new heights nationally with a program-best No. 12 ranking in the Associated Press poll and a No. 11 ranking in the USA Today/WBCA Coaches Poll.

The Zags earned their second at-large bid, securing their highest seed to date at No. 5 and faced No. 12-seeded Arkansas-Little Rock (UALR) in the first round at Gill Coliseum in Corvallis, Ore. The Bulldogs started off hot, racing out to a 16-0 lead in the first six minutes, and they never looked back. Gonzaga defeated UALR 68-51 to earn their first NCAA Tournament win since 2015. Zykeria Rice led all scorers with 18 points off 8-of-14 from the floor to go along with six rebounds while Katie Campbell set a new Bulldog NCAA Tournament record with five made treys for 15 points; the junior added seven boards, two blocks and an assist in the win. The Bulldogs dominated the glass 43-27 while outscoring the Trojans 24-20 in the paint to win their first NCAA Tournament game since 2015.


Gonzaga faced No. 4 Oregon State in the second round in a back-and-forth tight matchup. Neither team led by more than eight, and the game featured 10 ties and nine lead changes. The Zags led for over 25 minutes of the game with a slight 34-32 halftime lead. With 3:26 to go in the final quarter and the game tied 59-all, Oregon State put together an 8-2 run to take a six-point lead (67-61) with 49 seconds to go. The Zags were unable to counter the run and fell 76-70. Rice led all scorers with 20 points while Chandler Smith added 13. Jessie Loera and Jenn Wirth also finished in double-figures with 11 and 10 points, respectively.



2018 - FIRST ROUND

The Zags won their 13th regular-season West Coast Conference Championship in 14 years and their seventh WCC Tournament Title in 10 years, as the Bulldogs went back to the NCAA Tournament for the second-straight year and ninth time in 10 years, and 10th time overall. Lisa Fortier was tabbed the WCC Coach of the Year for the third time in her first four years, the first coach in conference history to achieve that. The Zags went 17-1 in WCC action setting a new conference record.


Gonzaga earned a 13-seed for the first time in program history in the NCAA Tournament and faced fourth-seeded Stanford on their home floor in the first round. Jill Barta led all scorers with 21 points, hitting three threes and going six-for-six from the line. Laura Stockton scored 14, going five-of-seven from the field. Jessie Loera scored 12 points, all in the first half. The Zags attacked to get to the foul line, hitting 17-of-19 attempts, and forced 18 turnovers, but Stanford built their lead through the first three quarters and won 82-68.



2017 - FIRST ROUND

After winning their 12th regular-season West Coast Conference Championship in 13 years and storming to their sixth WCC Tournament Title in nine years, the Bulldogs returned to the NCAA Tournament for the eighth time in nine years, and ninth time overall. Lisa Fortier was named WCC Coach of the Year for the second time in her first three years, the first GU coach to do that, and Jill Barta was chosen as the WCC Tournament MOP after a tournament-record 37 points in the championship game.

The Bulldogs entered the NCAA Tournament as an 11th-seed for the fourth time, holding a 7-3 record under that seed in tournament history. GU fell to sixth-seeded Oklahoma 62-75 in Seattle, Wash. in the first round, the first time they did not advance as an 11 seed. Laura Stockton shined in her first NCAA Tournament game with 14 points, four assists, and three steals. The Bulldogs tied their single-game tournament record with 44 rebounds, a nine-rebound advantage over the larger Sooners.



2015 - SWEET SIXTEEN

After sweating out Selection Sunday, the 2014-15 Gonzaga women's basketball team saw their name and their matchup on the bracket. They then reeled off another incredible run in the NCAA Tournament. For the seventh and eighth time, GU won NCAA Tournament games as a double-digit seed, the most in NCAA history. No other women's team has more than four wins as a 10-seed or lower. The Zags boast the second-best record of any NCAA Division I team, men's or women's, as a double-digit seed in the NCAA Tournament: 8-6.

Prior to their upset NCAA Tournament victories, and 11th straight West Coast Conference regular-season title, the Bulldogs reeled off 16 straight victories, the fifth-longest win streak in program history. The 2014-15 Zags were the first team in West Coast Conference history to start league play with a 15-0 record.

Gonzaga, the 11-seed, opened the NCAA Tournament with an 82-69 upset win over sixth-seeded George Washington. Sunny Greinacher and Keani Albanese both finished with 19 points, and the Zags held George Washington to just 29 percent shooting from the field.

The Bulldogs then stunned third-seeded Oregon State on its own court, 76-64. Paced by a career-high 19 points from redshirt freshman Emma Wolfram, GU silenced a large boisterous crowd in Corvallis. Gonzaga led by as many as 12 points midway through the second half, but Oregon State tied the game at 64. That would be the last points the Beavers would score as Gonzaga had the game's final 12 points.

The Zags advanced to their fourth Sweet 16, and a trip back home to play inside the Spokane Arena against fifth-ranked nationally Tennessee. Gonzaga led for the majority of the game over the second-seeded Volunteers in front of nearly 9,000 raucous fans. The Bulldogs led by 17 points with just over six minutes left in regulation. But, Tennessee proved its ranking and matched its largest-ever comeback in an NCAA Tournament game to force overtime. The Lady Vols pulled away and held off the valiant effort from the Zags.



2014 - FIRST ROUND

The Gonzaga University women's basketball earned their sixth-straight bid to the NCAA Tournament, and seventh time in the last eight seasons. The Bulldogs won the West Coast Conference Tournament Championship for the sixth time in eight years, earning the automatic bid to the NCAA Tournament. Kelly Graves was named the WCC Coach of the Year, and Sunny Greinacher was named the WCC Tournament Most Outstanding Player as a junior.


The Bulldogs received their highest seed ever in the NCAA Tournament as a six-seed. Gonzaga traveled to College Station, Texas for its first round meeting with James Madison. In the second meeting all-time between the programs, JMU held off the Zags to advance. It marked the second-straight season that GU fell in the first round. Gonzaga was led by Greinacher's 17 points and eight rebounds. Haidon Palmer finished her phenomenal career with 14 points and game-high seven assists. Keani Albanez added 12 points.



2013 - FIRST ROUND

The 2012-13 season saw the Gonzaga University women's basketball team earn a bid to the NCAA Tournament for the fifth-straight year and for the sixth time in seven years. The Bulldogs won the West Coast Conference Tournament Championship for the fifth time in seven years, earning the automatic bid to the NCAA Tournament. Senior Taelor Karr was named WCC Player of the Year, junior Haiden Palmer was tabbed WCC Tournament Most Valuable Player and Kelly Graves garnered WCC Coach of the Year accolades.

The Bulldogs, who were seeded 12th in the NCAA Tournament, dropped a hard-fought 72-60 decision to No. 5 seed Iowa State University in the first round of the NCAA Tournament, hosted at the McCarthey Athletic Center. It was the first time since 2007 - the Zags inaugural appearance in the Big Dance - that they fell in the first round. Gonzaga was led by junior Haiden Palmer with 14 points, 10 steals and four assists. Senior Taelor Karr closed out her stellar career with 15 points, seven rebounds, and two assists.



2012 - SWEET SIXTEEN


The 2011-12 Gonzaga University women's basketball team once again took Spokane and the nation on a historic ride. The Zags made history earning their first at-large bid to the NCAA Tournament, their fourth-straight overall and fifth in six years. The Bulldogs won their unprecedented eighth-straight West Coast Conference regular-season title with a 14-2 mark but fell in the championship game of the league tournament.

Gonzaga, the No. 11 seed for the second-consecutive year, again hosted the first and second rounds of the NCAA Tournament. With two sold out and boisterous crowds behind them, the Bulldogs upset No. 6 seed Rutgers 86-73 in the First Round behind 20-plus point games by both senior Kayla Standish (23 points) and sophomore Haiden Palmer (21 points) and knocked off No. 3 Miami 65-54 in the Second Round behind a 19-point performance by Standish and a 16 point outing by fellow classmate Katelan Redmon to reach the Regional Semifinals for the third consecutive year.

After their victory over the Hurricanes, Gonzaga headed east to Kingston, R.I. for its Sweet Sixteen match up with the University of Kentucky. Their memorable ride came to an end with a 79-62 setback to No. 2 seed Kentucky.



2011 - ELITE EIGHT



The 2010-11 Gonzaga University women's basketball team took Spokane and the nation on a pretty spectacular ride. The Bulldogs, who won their seventh-straight West Coast Conference regular-season title with another perfect 14-0 mark and won their third WCC Tournament title in four years, made fans around the nation with their improbable run in the 2011 NCAA Tournament, that ended in the Elite Eight.

Gonzaga, who was seeded No. 11 in the NCAA Tournament, hosted the first and second rounds of the tournament in the McCarthey Athletic Center. With two sold out crowds behind them the Zags defeated the No. 6 seed University of Iowa 92-86 in the First Round on a 34-point performance by senior Courtney Vandersloot and a 30-point outing by junior Kayla Standish, and then defeated No. 3 UCLA 89-75 in the Second Round to gain a spot in the Sweet Sixteen for the second-consecutive year. Another highlight of GU's win over the Bruins, seeing Vandersloot become the first player in NCAA Division I history to score 2,000 points and dish out 1,000 assists in their career.

After defeating UCLA, Gonzaga had a short trip to the Spokane Arena for its Sweet Sixteen game versus No. 7 seed Louisville. With 11,000 fans backing them against the Cardinals, the Bulldogs good fortunes continued with a 76-69 victory.

Gonzaga's great run finally came to an end when No. 1 seed Stanford University used its size advantage to win the Elite Eight match-up 80-63.

2010 - SWEET SIXTEEN

Gonzaga's 2009-10 season was a historic one. GU won its unprecedented sixth-straight West Coast Conference regular-season title, earned its second-straight, and third in four years, trip to the NCAA Tournament after winning the WCC Tournament handily, and advanced to the Sweet Sixteen of the NCAA Tournament - the then-first such appearance in school history. Overall the Zags finished 29-5 overall, had a perfect 14-0 mark in conference play, and finished No. 12 in the final Top-25 poll.

Gonzaga was seeded No. 7 in the NCAA Tournament, its highest seed in school history. It faced No. 10 University of North Carolina, a member of the Atlantic Coast Conference (ACC), in the First Round in Seattle, Wash. Senior Tiffanie Shives was a huge reason the Bulldogs pulled off the victory over the Tar Heels. Scoreless for 31 minutes, Shives scored 14 of her 16 points in a crucial five-minute stretch of the second half, including hitting four-straight three-pointers, the help GU hold off UNC for a wild 82-76 win. The Bulldogs' reward for winning the track meet and earning their second tournament win in school history was a rematch with No. 2 seed Texas A&M in the Second Round. The Aggies had defeated the Zags 80-76 earlier in the season in Las Vegas.

Twenty minutes in December made Gonzaga fearless in March; no one more than senior Vivian Frieson. And because of Frieson, the Bulldogs made a trip to the Regional Semifinals. Gonzaga's do-everything forward scored 23 points, including the go-ahead 12-footer with 17 seconds left, to lead the Zags to a 72-71 upset win over second-seeded Texas A&M in the Second Round. The win was Gonzaga's 20th-straight, its last loss coming to the same Aggies three months prior in Las Vegas.

The historic season came to an end in the Sweet Sixteen as Xavier University won a rematch of the 2009 NCAA Tournament, 74-56. Sophomore Katelan Redmon scored 14 points and junior Courtney Vandersloot dished out 11 assists in the Zags loss.



2009 - SECOND ROUND

The Bulldogs had an unprecedented year in 2008-2009. Gonzaga won its fifth-straight West Coast Conference regular-season title, earned its second-ever trip to the NCAA Tournament after winning the WCC Tournament for the second time in three years and advanced to the Second Round of the NCAA Tournament for the first time in school history. Overall the Zags finished with a 27-7 mark, one win shy of tying the school record, and had a 12-2 record in conference action.

Gonzaga, seeded No. 12 in the NCAA Tournament, upset No. 5 Xavier University 74-59. Showing the savvy of an experienced tournament team - not one making just its second appearance ever - Gonzaga imposed its pace on Xavier's defense that was sixth best in the country at the time, allowing 53 points per game. Juniors Heather Bowman and Vivian Frieson, along with sophomore Courtney Vandersloot led the way for GU in their stunning First Round victory. Bowman scored a team-high 23 points, while Frieson added 17 points, three blocks, and three assists. Vandersloot, the West Coast Conference Player of the Year, finished with 15 points and dished out 11 assists.

The Bulldogs battled with No. 4 Pittsburgh to the last minute but unfortunately fell to the Panthers 65-60. Vandersloot led the Bulldogs with 18 points, seven assists, and seven rebounds. Bowman, the Bulldogs' leading scorer, battled her way to 15 points.



2007 - FIRST ROUND

The 2007 season is not one that will be forgotten any time soon. The Zags finally got the monkey off their backs and won their inaugural West Coast Conference Tournament Championship, earning an automatic bid to the NCAA Tournament; their first-ever appearance. Gonzaga also won its third-straight WCC regular season title with an impressive 13-1 record. Stephanie Haw was named WCC Co-Player of the Year; Heather Bowman WCC Newcomer of the Year, and Kelly Graves garnered WCC Co-Coach of the Year.

The Bulldogs, who were seeded 12th in the NCAA Tournament, dropped a tough decision to Middle Tennessee State University in the first round of the NCAA Tournament hosted by Stanford University. Gonzaga was led in the game by then-senior and future director of basketball operations Michelle (Elliott) Clark. Clark scored 17 points, hitting 4-of-5 shots and sinking 7-of-9 from the charity stripe. Kate Ridenour added 10 points.



WNIT APPEARANCES

1987-88 WCC CHAMPIONS

In only its second year of NCAA Division I competition Gonzaga won its first West Coast Conference title posting an 11-3 record in league play. The team finished the season 18-9 overall including a seven-game win streak to open WCC play. The team was led by All-WCC performers Tammy Tibbles and Carla Curfman, both players graduating among the school's all-time leading scorers.

1993-94 WNIT TEAM

The Bulldogs posted a school-record 21 wins en route to the school's inaugural NCAA Division I postseason appearance. Gonzaga would go 1-2 in the WNIT Tournament in Amarillo, Texas - finishing in seventh place in the old tournament format. The team was led by First Team All-WCC selections Ivy Safranski and Juanita Rivera, both players graduating among the school's all-time leading scorers.

2003-04 WNIT TEAM

Gonzaga returned to the post-season for the first time in 10 years as the Bulldogs posted an 18-12 record to finish second in the WCC. Gonzaga advanced to the WCC Tournament championship game, losing by three points to regular-season champion Loyola Marymount. The Bulldogs lost in the first round of the WNIT, dropping a 69-64 decision at Oregon State. The team was led by First Team All-WCC selections Ashley Burke and Shannon Mathews, both juniors at the time.

2004-05 WNIT TEAM

Much like the Bulldogs men's team in 1999, the Gonzaga women captured the hearts of Spokane as they made a magical run through the West Coast Conference that was capped by a second-straight postseason berth. Gonzaga ran off a 23-game win streak that was the longest in the nation ending in the WCC Tournament Championship game at Santa Clara. Along the way GU became only the second team to finish with a perfect WCC record and earned the school's first national ranking in both the Associated Press and WBCA Coaches poll. The season ended in the second round of the Women's NIT at eventual champion Southwest Missouri State. The season was also highlighted by Shannon Mathews earning WCC Player of the Year honors along with Honorable Mention All-America honors.

2007-08 WCC CHAMPIONS/2008 WNIT SECOND ROUND

The 2008 season didn't end like many envisioned, but it was none-the-less another successful year. The Gonzaga Bulldogs rolled through West Coast Conference action, finishing with a 13-1 overall mark to win its four-straight title. The Zags, seeded first in the WCC Tournament, fell in the finals to host San Diego. Gonzaga didn't earn a bid into the NCAA Tournament but had a spot in the WNIT. GU's season came to an end in the second round of the WNIT with a setback to the University of Colorado. Gonzaga closed out the year with a 25-9 overall record.

2016 WNIT SECOND ROUND

The 2015-16 Bulldogs clinched their 10th consecutive postseason berth despite a season plagued with injuries. After a loss in the WCC quarterfinals, Gonzaga received an at-large selection to the Women's National Invitation Tournament. The Zags were matched up with the Big West Conference regular season champions, UC Riverside, in the first round. GU cruised to an 88-54 victory in the Kennel. The Bulldogs matched their season-high point total by shooting a season-high 56.1 percent from the field. Gonzaga gave up season-high 92 points in a 15-point second round loss to Utah in Spokane.

ALL-TIME TOURNAMENT RESULTS

1986-87

Dial Classic (Pullman, WA)	1-1 (2nd)
Bulldog Invitational (Spokane, WA)	1-1 (2nd)
Northern Lights (Anchorage, AK)	1-2 (7th)

1987-88

Wheatland Classic (Cheney, WA)	1-1 (3rd)
--------------------------------	-----------

1988-89

Boise State Tournament (Boise, ID)	1-1 (3rd)
Bulldog Invitational (Spokane, WA)	1-1 (2nd)
Wheatland Classic (Moscow, ID)	0-2 (4th)

1989-90

Mark IV Classic (Moscow, ID)	1-1 (3rd)
Wheatland Classic (Spokane, WA)	0-2 (4th)

1990-91

Coors Classic (Boulder, CO)	0-2 (4th)
Wheatland Classic (Pullman, WA)	1-1 (2nd)

1991-92

Wheatland Classic (Cheney, WA)	0-2 (4th)
Titan Classic (Fullerton, CA)	0-2 (4th)

1992-93

Thanksgiving Classic (Moscow, ID)	1-1 (3rd)
-----------------------------------	-----------

1993-94

BYU Holiday Classic (Provo, UT)	1-1 (2nd)
---------------------------------	-----------

1994-95

G-T Classic (Corvallis, OR)	1-1 (2nd)
-----------------------------	-----------

1995-96

Cablevision Classic (Lincoln, NE)	0-2 (4th)
-----------------------------------	-----------

1996-97

Gate City Shootout (Pocatello, ID)	1-1 (3rd)
Dial Classic (Pullman, WA)	0-2 (4th)

1998-99

Wells Fargo Classic (Tucson, AZ)	1-1 (3rd)
----------------------------------	-----------

1999-00

SW Airlines Classic (Albuquerque, NM)	1-1 (3rd)
---------------------------------------	-----------

2000-01

Pacific Bell Classic (San Diego, CA)	1-1 (3rd)
--------------------------------------	-----------

2001-02

American Dream Classic (Pocatello, ID)	1-1 (2nd)
Great Alaska Shootout (Anchorage, AK)	1-1 (2nd)

2002-03

Wahine Rainbow Classic (Honolulu, HI)	0-3 (8th)
---------------------------------------	-----------

2003-04

Hawkeye Challenge (Iowa City, IA)	1-1 (3rd)
Seattle Times Classic (Seattle, WA)	1-1 (3rd)

2004-05

Thanksgiving Classic (Albuquerque, NM)	1-1 (2nd)
Wells Fargo Holiday Classic (Tempe, AZ)	1-1 (2nd)

2005-06

Paradise Jam (St. Thomas - U.S. Virgin Islands)	0-3 (4th)
Jahn Ascuaga's Nugget Classic (Reno, NV)	2-0 (1st)

2006-07

Hawaiian Airlines Rainbow Wahine Classic (Honolulu, HI)	1-2 (4th)
---	-----------

2007-08

Verizon Wireless/ASU Classic (Tempe, AZ)	0-2 (4th)
--	-----------

2008-09

WBCA Classic (Milwaukee, WI)	2-1 (1st)
------------------------------	-----------

2009-10

Las Vegas Holiday Hoops Classic (Las Vegas, NV)	0-2 (3rd)
---	-----------

2010-11

Rainbow Wahine Showdown (Honolulu, HI)	2-1 (5th)
Holiday Hoops Classic (Seattle, WA)	1-1 (2nd)

2011-12

Las Vegas Holiday Hoops Classic (Las Vegas, NV)	2-0 (1st)
---	-----------

2012-13

Hardwood Tournament of Hope (Puerto Vallarta, Mexico)	2-1 (3rd)
---	-----------

2013-14

Preseason WNIT (Spokane, WA/Norman, OK)	2-1 (3rd)
---	-----------

2014-15

South Point Thanksgiving Shootout (Las Vegas, NV)	0-2 (6th)
---	-----------

2015-16

Hall of Fame Challenge (Spokane, WA and Uncasville, CT)	2-2 (5th)
---	-----------

2016-17

Paradise Jam (St. Thomas, U.S.V.I.)	1-2 (3rd)
-------------------------------------	-----------

2017-18

Play4Kay Showcase (Las Vegas, NV)	1-2 (6th)
-----------------------------------	-----------

2018-19

Vancouver Showcase (Vancouver, B.C.)	2-1 (5th)
--------------------------------------	-----------

2019-20

Gulf Coast Showcase (Estero, FL)	3-0 (1st)
----------------------------------	-----------

2020-21

Bad Boy Mowers Crossover Classic (Sioux Falls, SD)	1-1 (2nd)
Holiday Hoops Classic (Las Vegas, Nev)	2-0 (1st)

2021-22

Rainbow Wahine Showdown (Honolulu, Hawaii)	3-0 (1st)
--	-----------

2022-23

Battle for Atlantis (Paradise Island, Bahamas)	2-1 (3rd)
--	-----------

SERIES RECORDS VERSUS OPPONENTS

Air Force	1-0	Missouri-Kansas City	0-1	Tennessee	1-4
Alaska Anchorage	1-2	Missouri State	3-1	Tennessee-Chattanooga	0-1
Alaska-Fairbanks	3-3	Monmouth	1-0	Tennessee-Martin	2-0
American	0-2	Montana	17-17	Texas A&M	1-1
Arizona State	0-4	Montana State	13-10	Texas Christian	1-0
Baylor	1-1	Montana State-Billings	1-1	Texas Pan American	1-0
Belmont	0-2	Montana State-Northern	2-0	Texas Southern	2-0
Biola	0-1	Montana Tech	1-2	UALR	1-0
Boise State	6-13	Navy	0-1	UC Davis	4-1
Brigham Young	22-15	Nebraska	0-1	UC Irvine	2-1
Butler	1-0	Nevada	3-1	UCLA	2-0
California Lutheran	1-0	New Mexico	0-1	UC Riverside	8-1
Cal Poly	1-2	New Mexico State	0-2	UC Santa Barbara	1-2
Cal State Bakersfield	1-0	New Orleans	0-1	UNLV	1-1
Cal State Fullerton	5-2	Nicholls State	1-0	U.S. International	0-1
Cal State Northridge	1-0	North Alabama	1-0	Utah	4-5
Carroll	4-0	North Carolina	1-2	Utah Valley State	2-2
Central Washington	17-2	North Carolina Central	1-0	Virginia	1-0
Colgate	4-0	North Dakota	2-0	Warner Pacific	2-0
Colorado	0-3	Northeast Louisiana	1-0	Washington	3-17
Colorado State	1-1	Northern Colorado	1-0	Washington State	11-19
Concordia (Oregon)	2-0	Northwestern	1-1	Weber State	2-4
Davidson	0-1	Northwestern State	1-0	West Virginia	1-0
Dayton	4-0	Northwest Nazarene	1-0	Western Illinois	1-0
Denver	1-2	Notre Dame	0-2	Western Kentucky	1-0
DePaul	0-1	Ohio State	1-1	Western Montana	3-0
Eastern Illinois	1-0	Oklahoma	0-2	Western Washington	7-11
Eastern Michigan	1-0	Oregon	0-8	Whitman	2-0
Eastern Oregon	3-0	Oregon State	1-3	Whitworth	17-2
Eastern Washington	35-13	Pacific	19-5	Winthrop	2-0
Fairfield	1-0	Pacific (Ore.)	1-0	Wisconsin	2-1
Florida State	0-1	Pacific Lutheran	3-0	Wyoming	8-1
Fordham	0-1	Pepperdine	50-30	Xavier	1-1
Fresno State	0-1	Pittsburgh	0-2	Yale	1-0
George Washington	1-0	Portland	61-28		
Georgia	1-0	Portland State	15-6		
Grand Canyon	1-0	Presbyterian	1-0	* - formerly Northeast Louisiana	
Hawai'i	1-3	Providence	1-0		
Hofstra	1-0	Puget Sound	7-0	Includes records from NAIA and	
Houston	0-1	Purdue	1-2	Division I (NAIA from 1980-1986)	
Idaho	16-15	Queens (Char.)	1-0	(Division I from 1986-Present)	
Idaho State	7-2	Radford	1-0		
Illinois State	1-0	Rutgers	2-0		
Iowa	1-2	Sacramento State	4-2		
Iowa State	0-1	Saint Francis	2-0		
James Madison	0-2	Saint Joseph's	2-0		
Kentucky	0-1	Saint Mary's	51-29		
Kent State	1-0	St. Martin's	10-2		
Lewis-Clark State	12-4	San Diego	53-23		
Linfield College	1-0	San Diego State	0-3		
Long Beach State	1-0	San Francisco	53-26		
Louisiana-Monroe	1-0*	San Jose State	3-1		
Louisville	2-1	Santa Clara	48-30		
Loyola Marymount	54-21	Seattle Pacific	7-1		
Maine	1-0	Seattle	10-4		
Marquette	1-3	Simon Fraser	5-4		
Maryland	0-1	South Dakota	1-0		
Memphis	1-0	South Dakota State	0-3		
Miami (Fla.)	1-1	Southern California	2-3		
Michigan	0-1	South Carolina	1-0		
Michigan State	0-1	Southern Utah	3-1		
Middle Tennessee State	1-1	Stanford	2-12		
Mississippi	1-2	Stephen F. Austin	2-0		

ALL-TIME SERIES

Air Force (1-0)

2016 W 88-35 H

Home: 1-0

Away: 0-0

Neutral: 0-0

Current GU Streak - Won 1

Alaska-Anchorage (1-2)

1981 L 67-81 A

1981 L 62-80 A

2002 # W 98-45 A

Great Alaska Shootout (Anchorage, AK)

Home: 0-0

Away: 1-2

Neutral: 0-0

Current GU Streak - Won 1

Alaska-Fairbanks (3-3)

1981 L 73-79 H

1981 L 65-73 H

1982 W 67-64 H

1982 W 80-53 H

1983 W 75-68 A

1983 L 75-68 A

Home: 2-2

Away: 1-1

Neutral: 0-0

Current GU Streak - Lost 1

American University (0-2)

2000 * L 64-65 (ot) N

2015 @ L 56-59 N

* Lobo Classic (Albuquerque, NM)

@ South Point Thanksgiving Shootout (Las Vegas)

Home: 0-0

Away: 0-0

Neutral: 0-2

Current GU Streak - Lost 2

Arizona State University (0-4)

1999 * L 52-96 A

2005 * L 58-77 A

2007 L 61-81 H

2008 L 60-78 A

* Wells Fargo Holiday Classic (Tempe, AZ)

Home: 0-1

Away: 0-3

Neutral: 0-0

Current GU Streak - Lost 4

Baylor University (1-1)

1985 * W 78-70 N

2010 & L 49-70 N

* UC Irvine Tournament (Irvine, CA)

& Las Vegas Holiday Hoops Classic (Las Vegas, NV)

Home: 0-0

Away: 0-0

Neutral: 1-1

Current GU Streak - Lost 1

Belmont (0-2)

2018 * L 63-71 N

2021! L 59-64 N

* Play4Kay Showcase (Las Vegas, NV)

* NCAA First Round (San Marcos, TX)

Home: 0-0

Away: 0-0

Neutral: 0-2

Current GU Streak - Lost 2

Biola University (0-1)

1982 L 59-75 H

Home: 0-1

Away: 0-0

Neutral: 0-0

Current GU Streak - Lost 1

Boise State University (6-13)

1986 L 52-55 A

1987 W 61-51 H

1988 L 59-63 A

1989 * L 59-65 A

1990 L 48-79 A

1991 W 49-47 A

1992 L 80-84 H

1993 L 69-75 A

1995 L 71-76 H

1996 L 82-86 A

1997 L 45-76 H

1998 L 65-75 A

1999 L 49-68 H

2000 L 56-69 A

2001 W 72-60 H

2002 L 59-71 A

2003 W 82-55 H

2004 W 75-54 A

2005 W 61-59 A

* BSU Tournament (Boise, ID)

Home: 3-4

Away: 3-9

Neutral: 0-0

Current GU Streak - Won 3

Brigham Young University (22-15)

1984 # L 63-80 H

1994 @ W 75-67 A

2000 L 58-77 A

2001 L 57-74 H

2005 \$ W 71-57 H

2011 W 91-64 H

2012 * L 40-70 A

2012 * W 77-60 H

2012! L 66-78 N

2013 * W 74-59 H

2013 * W 66-55 A

2013! W 62-43 N

2014 * W 68-42 H

2014 * L 52-62 A

2014! W 71-57 N

2015 * W 78-62 H

2015 * W 73-66 A

2015! L 55-61 N

2016 * L 54-58 A

2016 * W 73-55 H

2017 * W 87-52 H

2017 * L 63-71 A

2018 * W 84-70 A

2018 * W 62-37 H

2019 * L 68-70 A

2019 * L 66-64 H

2019! L 82-68 N

2020 * W 55-43 A

2020 * W 59-44 H

2021 * W 63-56 H

2021 * L 56-61 A

2021! W 43-42 N

2022* L 50-62 H

2022* L 39-63 A

2022! W 71-59 N

2022* W 67-58 H

2023* W 58-51 A

Bulldog Invitational (Spokane, WA)

@ Holiday Classic (Provo, UT)

\$ Women's NIT 1st Round (Spokane, WA)

! WCC Tournament (Las Vegas, NV)

* West Coast Conference Game

Home: 12-4

Away: 5-8

Neutral: 4-3

Current GU Streak - Won 2

Butler University (1-0)

2004 # W 65-69 N

Hawkeye Challenge (Iowa City, IA)

Home: 0-0

Away: 0-0

Neutral: 1-0

Current GU Streak - Won 1

California Lutheran University (1-0)

1987 W 93-45 A

Home: 0-0

Away: 1-0

Neutral: 0-0

Current GU Streak - Won 1

UC Davis (3-0)

2007 W 73-70 H

2008 W 71-58 A

2008 * W 81-60 H

2021 L 66-69 A

2022 W 73-55 H

* WNIT First Round

Home: 3-0

Away: 1-1

Neutral: 0-0

Current GU Streak - Won 1

UC Irvine (2-1)

1984 L 65-84 A

2010 W 96-57 H

2017 W 102-38 H

Home: 2-0

Away: 0-1

Neutral: 0-0

Current GU Streak - Won 2

UCLA (2-0)

2007 # W 62-57 N

2011! W 89-75 H

Rainbow Wahine Classic (Honolulu, HI)

! NCAA Tournament Second Round (Spokane, WA)

Home: 1-0

Away: 0-0

Neutral: 1-0

Current Streak - Won 2

UC Riverside (8-1)

2001 W 73-67 H

2002 W 75-64 A

2003 W 64-55 A

2004 W 68-54 H

2008 * L 65-75 OT N

2023-24 GONZAGA WOMEN'S BASKETBALL RECORD BOOK

2012	W	83-56	H
2013	W	60-53	A
2014	W	87-43	H
2016 #	W	88-54	H

* ASU Classic (Tempe, AZ)
 # WNIT First Round (Spokane, WA)
 Home: 5-0
 Away: 3-0
 Neutral: 0-1
 Current GU Streak - Won 4

UC Santa Barbara (1-2)

2000	L	58-76	H
2009	L	47-59	A
2010	W	88-52	H

Home: 1-1
 Away: 0-1
 Neutral: 0-0
 Current GU Streak - Won 1

Cal Poly (1-2)

1999	L	55-60	H
2000	W	70-48	H
2001	L	51-60	A

Home: 1-1
 Away: 0-1
 Neutral: 0-0
 Current GU Streak - Lost 1

Cal State Bakersfield (1-0)

2020	W	92-48	H
------	---	-------	---

Home: 1-0
 Away: 0-0
 Neutral: 0-0
 Current GU Streak - Won 1

Cal State Fullerton (5-2)

1985 #	L	58-75	N
1992 *	L	57-80	A
2002	W	89-48	H
2003	W	75-57	A
2011	W	101-52	H
2012	W	73-60	A
2013	W	83-44	H

UC Irvine Tournament (Irvine, CA)
 * Titan Classic (Fullerton, CA)
 Home: 3-0
 Away: 2-1
 Neutral: 0-1
 Current GU Streak - Won 5

Cal State Northridge (1-0)

2010	W	80-47	H
------	---	-------	---

Home: 1-0
 Away: 0-0
 Neutral: 0-0
 Current GU Streak - Won 1

Carroll College (4-0)

1981	W	65-54	A
1983 *	W	69-49	N
1983 #	W	57-52	N
1984	W	73-58	H

* Eastern Montana Classic (Billings, MT)
 # Big Sky Holiday Classic (Butte, MT)
 Home: 1-0
 Away: 1-0

Neutral: 2-0
 Current GU Streak - Won 4

Central Washington University (17-2)

1981	W	83-71	A
1981	L	53-59	H
1982	W	81-58	A
1982	W	74-57	H
1983	W	57-52	A
1983	W	75-65	H
1984	W	76-72	A
1984	W	66-62	H
1985	W	103-66	A
1985	W	102-81	H
1986	W	70-57	A
1986	W	73-72	H
1987	W	74-49	H
1988	W	70-60	H
1989	L	69-72	H
1990	W	73-57	H
1991	W	87-58	H
1992	W	97-60	H
1993	W	67-43	H

Home: 11-2
 Away: 6-0
 Neutral: 0-0
 Current GU Streak - Won 4

Colgate University (4-0)

2001 *	W	67-56	N
2014	W	81-31	H
2016	W	80-50	A
2017	W	72-42	H

* Played at Spokane Arena
 Home: 2-0
 Away: 1-0
 Neutral: 1-0
 Current GU Streak - Won 4

Colorado (0-3)

1990	L	41-58	H
1991 *	L	59-87	A
2008 !	L	68-82	A

* Coors Classic (Boulder, CO)
 ! WNIT Second Round
 Home: 0-1
 Away: 0-2
 Neutral: 0-0
 Current GU Streak - Lost 3

Colorado State (1-1)

2018	L	49-65	A
2019	W	50-39	H

Home: 1-0
 Away: 0-1
 Neutral: 0-0
 Current GU Streak - Won 1

Concordia (Ore) University (2-0)

1987 *	W	74-56	H
1998	W	96-57	H

* Bulldog Invitational (Spokane, WA)
 Home: 2-0
 Away: 0-0
 Neutral: 0-0
 Current GU Streak - Won 2

Davidson College (0-1)

2007 L 69-77 H
 Home: 0-1
 Away: 0-0
 Neutral: 0-0
 Current Streak - Lost 1

Dayton University (4-0)

2012 *	W	82-76	N
2015	W	75-65	H
2016	W	55-47	A
2019 !	W	76-65	N

* Las Vegas Holiday Hoops Classic (Las Vegas)
 ! Gulf Coast Showcase (Estero, Fla.)
 Home: 1-0
 Away: 1-0
 Neutral: 2-0
 Current GU Streak - Won 4

Denver University (1-2)

2003 *	L	43-62	N
2005	W	63-39	H
2006	L	52-60	A

* Rainbow Wahine Classic (Honolulu, HI)
 Home: 1-0
 Away: 0-1
 Neutral: 0-1
 Current GU Streak - Lost 1

DePaul (0-1)

2018 *	L	71-88	N
--------	---	-------	---

* Play4Kay Showcase (Las Vegas, NV)
 Home: 0-0
 Away: 0-0
 Neutral: 0-1
 Current GU Streak - Lost 1

Eastern Illinois University (1-0)

2022*	W	74-53	N
-------	---	-------	---

* Hawaii Tournament (Honolulu, HI)
 Home: 0-0
 Away: 0-0
 Neutral: 1-0
 Current GU Streak - Won 1

Eastern Oregon University (3-0)

1984	W	92-58	N
1986	W	69-49	A
2009	W	101-44	H

Home: 1-0
 Away: 1-0
 Neutral: 1-0
 Current GU Streak - Won 3

Eastern Michigan University (1-0)

2021*	W	87-57	N
-------	---	-------	---

* Holiday Hoops Classic (Las Vegas, NV)
 Home: 0-0
 Away: 0-0
 Neutral: 1-0
 Current GU Streak - Won 1

Eastern Washington University (35-13)

1982	L	39-79	H
1982	L	51-75	A
1986	L	65-81	H
1986	W	57-55	A
1987	L	56-89	A
1988 *	L	61-71	A

2023-24 GONZAGA WOMEN'S BASKETBALL RECORD BOOK

1989 #	L	40-45	N
1990 ^	L	69-74	H
1991 +	W	72-55	N
1991	W	68-61	H
1991	W	78-68	A
1992	W	73-71	A
1993	W	69-54	H
1993	L	69-70	A
1994	W	66-61	H
1994	W	68-58	A
1995	W	70-58	A
1995	W	71-62	H
1996	L	50-60	A
1996	W	73-62	H
1997	L	69-83	A
1998	W	87-46	H
1998	W	73-57	A
1999	W	59-57	H
1999	L	63-65	A
2000	W	61-44	A
2000	W	58-57	H
2001	L	57-59	H
2002	W	69-64	A
2003	W	71-64	H
2004 \$	L	69-72	N
2005	W	72-51	A
2006	W	54-51	H
2007	W	103-102 OT	A
2008	W	97-61	H
2009	W	71-56	A
2010	W	87-61	H
2011	W	101-74	A
2012	W	75-69	H
2013	W	65-50	H
2014	W	78-58	H
2015	W	61-60	A
2016	W	78-56	H
2017	W	73-54	A
2018	W	69-45	H
2019	W	63-51	A
2020	W	84-44	H
2022	W	76-48	A

* *Wheatland Classic (Cheney, WA)*

Wheatland Classic (Moscow, ID)

^ *Wheatland Classic (Spokane, WA)*

+ *Wheatland Classic (Pullman, WA)*

\$ *Played at Spokane Arena (Spokane, WA)*

Home: 18-4

Away: 16-7

Neutral: 1-2

Current GU Streak - Won 17

Fairfield University (1-0)

2014	W	82-42	H
------	---	-------	---

Home: 1-0

Away: 0-0

Neutral: 0-0

Current GU Streak - Won 1

Florida State (0-1)

2017*	L	69-87	N
-------	---	-------	---

* *Paradise Jam (St. Thomas, U.S. Virgin Islands)*

Home: 0-0

Away: 0-0

Neutral: 0-1

Current GU Streak - Lost 1

Fordham University (0-1)

2003 *	L	69-74	N
--------	---	-------	---

* *Rainbow Wahine Classic (Honolulu, HI)*

Home: 0-0

Away: 0-0

Neutral: 0-1

Current GU Streak - Lost 1

Fresno State University (0-1)

1997 *	L	53-73	N
--------	---	-------	---

* *Dial Classic (Pullman, WA)*

Home: 0-0

Away: 0-0

Neutral: 0-1

Current GU Streak - Lost 1

George Washington University of (1-0)

2015 *	W	82-69	N
--------	---	-------	---

* *NCAA Tournament - First Round (Corvallis, OR)*

Home: 0-0

Away: 0-0

Neutral: 1-0

Current GU Streak - Won 1

Georgia (1-0)

2012 *	W	71-68	N
--------	---	-------	---

* *Las Vegas Holiday Hoops Classic (Las Vegas)*

Home: 0-0

Away: 0-0

Neutral: 1-0

Current GU Streak - Won 1

Grand Canyon (1-0)

2016 #	W	70-44	H
--------	---	-------	---

Hall of Fame Challenge (Spokane, WA)

Home: 1-0

Away: 0-0

Neutral: 0-0

Current Streak - Won 1

Hawai'i (1-3)

1987	L	62-66	H
------	---	-------	---

2003 *	L	61-71	A
--------	---	-------	---

2007 *	L	57-68	A
--------	---	-------	---

2022*	W	68-49	A
-------	---	-------	---

* *Rainbow Wahine Classic (Honolulu, HI)*

Home: 0-1

Away: 1-2

Neutral: 0-0

Current GU Streak - Won 1

Hofstra University (1-0)

2012	W	101-88	H
------	---	--------	---

Home: 1-0

Away: 0-0

Neutral: 0-0

Current GU Streak - Won 1

Houston (0-1)

2004 #	L	54-66	N
--------	---	-------	---

Hawkeye Challenge (Iowa City, IA)

Home: 0-0

Away: 0-0

Neutral: 0-1

Current GU Streak - Lost 1

Idaho (16-15)

1981	L	64-101	A
------	---	--------	---

1981	L	44-95	H
------	---	-------	---

1982	L	48-63	A
------	---	-------	---

1982	L	66-76	H
------	---	-------	---

1983 \$	L	60-70	N
---------	---	-------	---

1984	L	62-81	A
------	---	-------	---

1984 &	L	59-118	H
--------	---	--------	---

1987	L	49-51	A
------	---	-------	---

1988 *	W	66-51	N
--------	---	-------	---

1988	W	57-54	A
------	---	-------	---

1989	L	51-53	H
------	---	-------	---

1990 #	L	51-61	H
--------	---	-------	---

1991	W	71-67	H
------	---	-------	---

1992 ^	L	42-69	N
--------	---	-------	---

1992	L	67-83	A
------	---	-------	---

1993	L	72-76	H
------	---	-------	---

1994	W	88-62	A
------	---	-------	---

1995	W	72-58	H
------	---	-------	---

1996	W	62-58	A
------	---	-------	---

1997	W	57-55	H
------	---	-------	---

1998	W	75-73	A
------	---	-------	---

1999	W	87-81	H
------	---	-------	---

2000	L	67-73	A
------	---	-------	---

2005	W	70-53	H
------	---	-------	---

2006	L	62-69	H
------	---	-------	---

2010	W	80-57	A
------	---	-------	---

2011	W	93-62	H
------	---	-------	---

2012	W	91-42	A
------	---	-------	---

2013	W	97-62	H
------	---	-------	---

2014 @	W	64-56	H
--------	---	-------	---

2019	W	88-51	H
------	---	-------	---

\$ *Eastern Montana Classic (Billings, MT)*

& *Bulldog Classic (Spokane, WA)*

* *Wheatland Classic (Cheney, WA)*

Wheatland Classic (Spokane, WA)

^ *Wheatland Classic (Cheney, WA)*

@ *Preseason WNIT (Spokane, WA)*

Home: 9-7

Away: 7-6

Neutral: 0-1

Current GU Streak - Won 6

Idaho State University (7-2)

1985 #	W	84-61	H
--------	---	-------	---

1985 \$	W	74-59	N
---------	---	-------	---

1987	L	62-64	H
------	---	-------	---

1996	L	63-67	H
------	---	-------	---

1997 *	W	58-56	A
--------	---	-------	---

2002 !	W	83-68	A
--------	---	-------	---

2015	W	88-63	H
------	---	-------	---

2019	W	70-51	H
------	---	-------	---

2022	W	69-39	H
------	---	-------	---

Bulldog Invitational (Spokane, WA)

\$ *UC Irvine Tournament (Irvine, CA)*

* *Idaho State Classic (Pocatello, ID)*

Home: 4-2

Away: 2-0

Neutral: 1-0

Current GU Streak - Won 5

Illinois State University (1-0)

2001 *	W	64-55	N
--------	---	-------	---

* *Pacific Bell Classic (San Diego, CA)*

Home: 0-0

Away: 0-0

Neutral: 1-0

Current GU Streak - Won 1

Iowa (1-2)

2002 #	L	73-90	N
--------	---	-------	---

2023-24 GONZAGA WOMEN'S BASKETBALL RECORD BOOK

2011! W 92-86 H
 2015 @ L 67-79 N
Great Alaska Shootout (Anchorage, AK)
! NCAA Tournament First Round (Spokane WA)
@ South Point Thanksgiving Shootout (Las Vegas, NV)
 Home: 1-0
 Away: 0-0
 Neutral: 0-2
 Current GU Streak - Lost 1

Iowa State University (0-1)
 2013 # L 60-72 H
NCAA Tournament First Round (Spokane WA)
 Home: 0-1
 Away: 0-0
 Neutral: 0-0
 Current GU Streak - Lost 1

James Madison University (0-2)
 1996 * L 66-72 N
 2014 # L 63-72 N
** Cablevision Classic (Lincoln, NE)*
NCAA Tournament First Round (College Station, TX)
 Home: 0-0
 Away: 0-0
 Neutral: 0-2
 Current GU Streak - Lost 2

Kentucky (0-1)
 2012 * L 62-79 N
** NCAA Regional Semifinal (Kingston, RI)*
 Home: 0-0
 Away: 0-0
 Neutral: 0-1
 Current GU Streak - Lost 1

Kent State (1-0)
 2018 * W 77-57 N
** Play4Kay Showcase (Las Vegas, NV)*
 Home: 0-0
 Away: 0-0
 Neutral: 1-0
 Current GU Streak - Won 1

Lewis-Clark State College (12-4)
 1981 L 55-70 A
 1981 L 56-79 H
 1982 L 65-92 A
 1982 L 65-71 H
 1983 W 78-73 A
 1983 W 87-71 H
 1984 W 72-67 A
 1984 W 83-72 H
 1985 W 85-72 A
 1985 W 107-62 H
 1986 W 79-64 A
 1986 W 69-67 H
 1988 W 68-57 H
 1989 W 70-39 H
 1990 W 61-56 H
 1994 W 85-81 H
 Home: 8-2
 Away: 4-2
 Neutral: 0-0
 Current GU Streak - Won 12

Linfield College (1-0)
 1982 W 75-69 H
 Home: 1-0
 Away: 0-0
 Neutral: 0-0
 Current GU Streak - Won 1

Long Beach State (1-0)
 2022 W 80-54 H
 Home: 1-0
 Away: 0-0
 Neutral: 0-0
 Current GU Streak - Won 1

Louisville (2-2)
 2011! W 76-69 N
 2013 * L 42-55 N
 2022# L 59-68 A
 2022& W 79-67 (OT) N
#2022 NCAA Second Round (Louisville, KY)
! NCAA Regional Semifinal (Spokane, WA)
** Hardwood Tournament of Hope (Puerto Vallarta, Mexico)*
& Bad Boy Mowers Battle 4 Atlantis (Bahamas)
 Home: 0-0
 Away: 0-0
 Neutral: 2-2
 Current GU Streak - Won 1

Loyola Marymount University (55-21)
 1985 W 100-78 A
 1988 * W 56-55 A
 1988 * W 66-52 H
 1989 * W 62-57 (ot) A
 1989 * L 59-65 H
 1990 * L 66-70 (ot) H
 1990 * L 56-63 A
 1991 * W 81-60 H
 1991 * W 66-59 A
 1992 * W 77-55 H
 1992 * W 75-63 A
 1993 * L 56-71 A
 1993 * W 65-59 H
 1994 * W 73-53 H
 1994 * L 62-66 A
 1995 * L 68-86 A
 1995 * W 80-66 H
 1996 * L 63-71 H
 1996 * L 57-72 A
 1997 * L 62-66 (ot) A
 1997 * W 79-74 H
 1998 * W 71-59 H
 1998 * W 72-62 A
 1999 * L 57-64 A
 1999 * W 69-57 H
 2000 * L 73-94 A
 2000 * L 59-74 H
 2001 * L 56-61 H
 2001 * L 37-60 A
 2002 * L 74-76 (ot) H
 2002 * L 49-63 A
 2003 * L 42-58 A
 2003 * W 67-64 H
 2004 * W 70-54 H
 2004 * L 58-70 A
 2004 # L 58-61 N
 2005 * W 67-59 A

2005 * W 70-48 H
 2006 * L 46-75 A
 2006 * W 53-43 H
 2007 * W 60-56 A
 2007 * W 66-56 H
 2007 @ W 64-47 N
 2008 * W 81-65 H
 2008 * L 60-75 A
 2009 * W 83-58 H
 2009 * W 81-78 A
 2009 \$ W 74-63 N
 2010 * W 91-77 A
 2010 * W 73-40 H
 2011 * W 65-59 A
 2011 * W 82-42 H
 2012 * W 80-54 A
 2012 * W 79-61 A
 2013 * W 79-57 H
 2013 * W 70-56 A
 2014 * W 91-82 (ot) A
 2014 * W 88-51 H
 2015 * W 76-62 H
 2015 * W 82-59 A
 2015 \$ W 70-50 N
 2016 * W 66-59 A
 2016 * W 83-68 H
 2017 * W 80-56 A
 2017 * W 73-61 H
 2018 * W 77-67 H
 2018 * W 75-69 A
 2019 * W 78-53 A
 2019 * W 68-58 H
 2019 * W 78-52 H
 2020 * W 75-47 A
 2021 * W 65-62 A
 2021 * W 77-39 H
 2022 * W 83-62 H
 2022 * W 96-51 A
 2023 * W 66-55 H
** West Coast Conference Game*
WCC Tournament (Santa Clara, CA)
@ WCC Tournament (Portland, OR)
\$ WCC Tournament (Las Vegas, NV)
 Home: 29-6
 Away: 22-14
 Neutral: 3-1
 Current GU Streak - Won 31

Maine (1-0)
 2022 W 62-43 H
 Home: 1-0
 Away: 0-0
 Neutral: 0-0
 Current GU Streak - Won 1

Marquette University (1-3)
 2007 L 60-74 A
 2008 W 77-64 H
 2009 L 77-80 A
 2022 * L 70-66 N
** Bad Boy Mowers Battle 4 Atlantis (Bahamas)*
 Home: 1-0
 Away: 0-2
 Neutral: 0-0
 Current GU Streak - Lost 2

Maryland (0-1)
 2006 * L 50-88 N

2023-24 GONZAGA WOMEN'S BASKETBALL RECORD BOOK

**Paradise Jam (St. Thomas - U.S. Virgin Islands)*

Home: 0-0
 Away: 0-0
 Neutral: 0-1
 Current GU Streak - Lost 1

Memphis (1-0)

1995 * W 80-78 N
**Gazette-Times Classic (Corvallis, OR)*
 Home: 0-0
 Away: 0-0
 Neutral: 1-0
 Current GU Streak - Won 1

Miami (Fla.) (1-1)

1987 * L 52-79 N
 2012! W 65-54 H
**Northern Lights (Anchorage, AK)*
! NCAA Second Round (Spokane, WA)
 Home: 1-0
 Away: 0-0
 Neutral: 0-1
 Current GU Streak - Won 1

Michigan (0-1)

2017 * L 66-78 N
**Paradise Jam (St. Thomas - U.S. Virgin Islands)*
 Home: 0-0
 Away: 0-0
 Neutral: 0-1
 Current GU Streak - Lost 1

Michigan State University (0-1)

2006 * L 45-60 N
**Paradise Jam (St. Thomas - U.S. Virgin Islands)*
 Home: 0-0
 Away: 0-0
 Neutral: 0-1
 Current GU Streak - Lost 1

Middle Tennessee State University (1-1)

2007 & L 48-85 N
 2019! W 62-50 N
& NCAA First Round (Stanford, CA)
! Gulf Coast Showcase (Estero, FL)
 Home: 0-0
 Away: 0-0
 Neutral: 1-1
 Current Streak - Won 1

Mississippi (1-2)

1994 * W 66-62 N
 2011 # L 52-53 N
 2023 & L 48-71 N
**Holiday Classic (Provo, UT)*
Rainbow Wahine Showdown (Honolulu, HI)
& NCAA First Round (Stanford, CA)
 Home: 0-0
 Away: 0-0
 Neutral: 1-2
 Current GU Streak - Lost 2

Missouri-Kansas City (0-1)

1993 * L 53-67 N
**Thanksgiving Classic (Moscow, ID)*
 Home: 0-0

Away: 0-0
 Neutral: 0-1
 Current GU Streak - Lost 1

Missouri State University (3-1)

2005 # L 66-85 A
 2013! W 80-66 N
 2019 W 70-67 A
 2019 W 64-52 H
Women's NIT 2nd Round (Springfield, MO)
! Hardwood Tournament of Hope (Puerto Vallarta, Mexico)
 Home: 1-0
 Away: 1-1
 Neutral: 1-0
 Current GU Streak - Won 3

Monmouth University (1-0)

2013 W 77-51 H
 Home: 1-0
 Away: 0-0
 Neutral: 0-0
 Current GU Streak - Won 1

Montana (17-17)

1981 L 55-82 A
 1982 L 45-70 H
 1987 L 43-61 H
 1987 L 54-69 A
 1988 L 58-73 H
 1989 L 54-74 A
 1990 L 44-57 H
 1991 L 46-96 A
 1992 L 55-76 H
 1993 L 52-68 A
 1994 W 70-62 H
 1995 L 42-72 A
 1996 L 56-57 H
 1997 L 66-81 A
 1998 W 68-65 H
 1999 L 63-79 A
 2000 W 43-41 H
 2001 W 74-73 A
 2002 W 57-50 H
 2003 L 68-73 A
 2004 W 60-52 H
 2005 W 57-51 A
 2006 L 60-72 H
 2007 L 78-88 A
 2008 W 87-71 H
 2009 W 69-63 A
 2010 W 75-48 H
 2011 W 80-62 A
 2012 W 70-54 H
 2018 W 70-55 A
 2019 W 76-52 H
 2020 W 58-51 H
 2021 W 67-60 A
 2022 W 82-67 H
 Home: 11-7
 Away: 6-10
 Neutral: 0-0
 Current GU Streak - Won 10

Montana State University (13-10)

1981 W 76-56 A
 1985 * W 90-61 H
 1987 W 63-59 H

1987 L 47-65 A
 1988 * W 59-51 H
 1988 L 47-50 A
 1991 L 48-65 A
 1992 L 43-56 H
 1993 L 71-80 A
 1994 W 62-44 H
 1995 L 67-69 A
 1998 L 68-73 H
 1999 L 49-58 A
 2001 L 47-61 H
 2001 L 47-68 A
 2007 W 81-53 H
 2008 W 82-68 A
 2009 W 100-47 H
 2010 W 87-72 A
 2015 W 89-60 A
 2016 W 65-52 H
 2020 W 70-55 A
 2022 W 72-47 H
**Bulldog Invitational (Spokane, WA)*
 Home: 8-3
 Away: 5-7
 Neutral: 0-0
 Current GU Streak - Won 8

Montana State University - Billings (1-1)

1981 W 67-65 H
 1983 # L 49-65 A
Eastern Montana Classic (Billings, MT)
 Home: 1-0
 Away: 0-1
 Neutral: 0-0
 Current GU Streak - Lost 1

Montana State University - Northern (2-0)

1982 W 51-43 A
 2003 W 76-51 H
 Home: 1-0
 Away: 1-0
 Neutral: 0-0
 Current GU Streak - Won 2

Montana Tech (1-2)

1982 L 67-83 A
 1983 * L 64-77 A
 1983 W 89-71 H
**Big Sky Classic (Butte, MT)*
 Home: 1-0
 Away: 0-2
 Neutral: 0-0
 Current GU Streak - Won 1

Navy (0-1)

1997 * L 55-58 N
**Gateway Shootout (Pocatello, ID)*
 Home: 0-0
 Away: 0-0
 Neutral: 0-1
 Current GU Streak - Lost 1

Nebraska (1-1)

1996 * L 40-87 A
 2022! W 68-55 N
!2022 NCAA First Round (Louisville, KY)
**Cablevision Classic (Lincoln, NE)*
 Home: 0-0
 Away: 0-1

2023-24 GONZAGA WOMEN'S BASKETBALL RECORD BOOK

Neutral: 0-1
Current GU Streak - Won 1

Nevada (3-1)

1984	L	80-92	A
1993 *	W	66-63	N
2005 #	W	70-49	N
2008	W	93-55	H

* *Thanksgiving Classic (Moscow, ID)*
Wells Fargo Holiday Classic (Tempe, AZ)
Home: 1-0
Away: 0-1
Neutral: 2-0
Current GU Streak - Won 3

New Mexico (0-1)

2005 #	L	54-76	A
--------	---	-------	---

Thanksgiving Classic (Albuquerque, NM)
Home: 0-0
Away: 0-1
Neutral: 0-0
Current GU Streak - Lost 1

New Mexico State University (0-2)

1994 *	L	63-83	N
2002 +	L	71-78	N

* *Women's NIT (Amarillo, TX)*
+ *American Dream Classic (Pocatello, ID)*
Home: 0-0
Away: 0-0
Neutral: 0-2
Current GU Streak - Lost 2

New Orleans (0-1)

1987 *	L	55-67	N
--------	---	-------	---

* *Northern Lights (Anchorage, AK)*
Home: 0-0
Away: 0-0
Neutral: 0-1
Current GU Streak - Lost 1

Nicholls State (1-0)

2017	W	78-46	H
------	---	-------	---

Home: 1-0
Away: 0-0
Neutral: 0-0
Current Streak - Won 1

North Alabama (1-0)

2021 #	W	87-57	N
--------	---	-------	---

Holiday Hoops Classic (Las Vegas, NV)
Home: 0-0
Away: 0-0
Neutral: 1-0
Current Streak - Won 1

North Carolina (1-2)

2007 #	L	63-101	N
2010!	W	82-76	N
2016 @	L	62-67	N

Rainbow Wahine Tournament (Honolulu, HI)
! *NCAA Tournament First Round (Seattle, WA)*
@ *Hall of Challenge (Uncasville, CT)*
Home: 0-0
Away: 0-0
Neutral: 1-2
Current Streak - Lost 1

North Carolina Central University (1-0)

2011 #	W	94-52	N
--------	---	-------	---

Rainbow Wahine Showdown (Honolulu, HI)
Home: 0-0
Away: 0-0
Neutral: 1-0
Current Streak - Won 1

North Dakota (2-0)

2010	W	85-46	H
2011	W	83-45	A

Home: 1-0
Away: 1-0
Neutral: 0-0
Current Streak - Won 2

Northeast Louisiana (1-0)

1994 *	W	105-69	N
--------	---	--------	---

* *Women's NIT (Amarillo, TX)*
(now Louisiana-Monroe)
Home: 0-0
Away: 0-0
Neutral: 1-0
Current GU Streak - Won 1

Northern Colorado University (1-0)

2006 *	W	69-48	N
--------	---	-------	---

* *John Ascuaga's Nugget Classic (Reno, NV)*
Home: 0-0
Away: 0-0
Neutral: 1-0
Current GU Streak - Won 1

Northwestern University (0-1)

2015	L	43-62	A
------	---	-------	---

Home: 0-0
Away: 0-1
Neutral: 0-0
Current GU Streak - Lost 1

Northwestern State University (1-0)

2006 *	W	92-68	N
--------	---	-------	---

* *John Ascuaga's Nugget Classic (Reno, NV)*
Home: 0-0
Away: 0-0
Neutral: 1-0
Current GU Streak - Won 1

Northwest Nazarene College (1-0)

1988	W	78-48	A
------	---	-------	---

Home: 0-0
Away: 1-0
Neutral: 0-0
Current GU Streak - Won 1

Notre Dame (0-2)

2011 #	L	61-70	N
2019!	L	65-81	N

Holiday Hoops Classic (Seattle, WA)
! *Vancouver Showcase (Vancouver, B.C.)*
Home: 0-0
Away: 0-0
Neutral: 0-2
Current GU Streak - Lost 2

Ohio State University (1-1)

2013	L	60-65	H
2014	W	59-58	A

Home: 0-1
Away: 1-0
Neutral: 0-0
Current GU Streak - Won 1

Oklahoma (0-1)

2014 *	L	78-82	A
2017 &	L	62-75	N

* *Preseason WNIT (Norman, OK)*
& *NCAA First Round (Seattle, WA)*
Home: 0-0
Away: 0-1
Neutral: 0-1
Current GU Streak - Lost 1

Oregon (0-8)

1987 *	L	67-83	H
1988	L	55-70	A
1990	L	40-64	A
1991	L	60-74	H
1996	L	45-83	A
1997	L	33-52	H
2003	L	72-83	A
2004	L	57-73	H

* *Bulldog Invitational (Spokane, WA)*
Home: 0-4
Away: 0-4
Neutral: 0-0
Current GU Streak - Lost 8

Oregon State University (1-3)

1995 *	L	61-76	A
2004 #	L	64-69	A
2015 @	W	76-64	A
2019 @	L	70-76	A

* *Gazette-Times Classic (Corvallis, OR)*
Women's NIT (Corvallis, OR)
@ *NCAA Tournament - Second Round*
Home: 0-0
Away: 1-3
Neutral: 0-0
Current GU Streak - Lost 1

Pacific (18-5)

1999 @	W	65-64	N
2000	L	70-84	A
2002	L	85-86 (ot)	H
2014 *	W	83-68	A
2014 *	W	81-77	H
2015 *	W	73-63	A
2015 *	L	59-71	H
2016 *	W	68-61	H
2016 *	L	83-84 (ot)	A
2017 *	L	63-65	H
2017 *	W	74-58	A
2017!	W	91-59	N
2018 *	W	99-72	A
2018 *	W	90-66	H
2019 *	W	88-65	H
2019 *	W	63-51	A
2020*	W	68-67	H
2020*	W	83-65	A
2021*	W	79-59	H
2021*	W	77-65	A
2022*	W	92-51	A
2022*	W	79-38	H
2023*	W	81-78	A
2023*	W	69-58	H

2023-24 GONZAGA WOMEN'S BASKETBALL RECORD BOOK

@ Wells Fargo Classic (Tempe, AZ)
 * West Coast Conference Game
 ! WCC Tournament (Las Vegas, NV)
 Home: 8-3
 Away: 10-2
 Neutral: 1-0
 Current GU Streak - Won 14

Pacific (Ore.) College (1-0)

1986 W 68-64 A
 Home: 0-0
 Away: 1-0
 Neutral: 0-0
 Current GU Streak - Won 1

Pacific Lutheran University (3-0)

1984 W 93-52 A
 1985 W 108-58 A
 1986 W 85-61 A
 Home: 0-0
 Away: 3-0
 Neutral: 0-0
 Current GU Streak - Won 3

Pepperdine University (50-30)

1988 * W 60-59 A
 1988 * W 63-59 H
 1989 * W 71-50 A
 1989 * W 59-48 H
 1990 * W 76-66 H
 1990 * W 83-76 (ot) A
 1991 * W 92-84 (2ot) H
 1991 * L 54-78 A
 1992 * L 60-73 H
 1992 * L 59-97 A
 1993 * L 72-93 A
 1993 * L 67-70 H
 1994 * W 70-62 H
 1994 * W 70-69 A
 1995 * L 80-85 A
 1995 * W 63-62 H
 1996 * L 69-81 H
 1996 * L 60-89 A
 1997 * L 41-86 A
 1997 * L 56-72 H
 1998 * L 81-84 H
 1998 * L 59-79 A
 1998 + L 56-75 N
 1999 * L 49-75 A
 1999 * L 64-77 H
 2000 * L 67-89 A
 2000 * L 68-74 A
 2000 + L 71-82 N
 2001 * L 56-61 H
 2001 * L 55-78 A
 2002 * L 69-77 H
 2002 * L 66-73 A
 2002 # L 64-68 N
 2003 * L 63-78 A
 2003 * L 60-66 H
 2004 * W 75-44 H
 2004 * L 62-73 A
 2004 + W 66-64 (ot) N
 2005 * W 71-54 A
 2005 * W 61-51 H
 2005 + W 58-40 N
 2006 * L 58-59 A
 2006 * W 55-38 H

2007 * W 58-35 A
 2007 * L 56-70 H
 2008 * W 68-56 H
 2008 * W 92-85 A
 2008 # W 77-67 N
 2009 * W 66-43 H
 2009 * L 62-72 A
 2010 * W 107-64 A
 2010 * W 87-45 H
 2010 ! W 76-48 N
 2011 * W 80-61 A
 2011 * W 73-59 H
 2012 * W 79-50 A
 2012 * W 66-40 H
 2013 * W 80-46 A
 2013 * W 81-52 H
 2014 * W 69-39 A
 2014 * W 86-51 H
 2015 * W 73-64 H
 2015 * W 78-56 A
 2016 * W 74-57 A
 2016 * W 56-39 H
 2017 * L 69-79 A
 2017 * W 83-61 H
 2018 * W 73-51 H
 2018 * W 67-48 A
 2018 ! W 81-70 N
 2019 * W 79-54 A
 2019 * W 83-60 H
 2020 * W 70-36 H
 2020 * W 64-50 A
 2021 * W 58-42 A
 2021 * W 95-49 H
 2022 * W 66-54 A
 2022 * W 85-41 H
 2022 * W 77-63 A
 2023 * W 67-49 H

* West Coast Conference Game
 + WCC Tournament (Santa Clara, CA)
 # WCC Tournament (San Diego, CA)
 ! WCC Tournament (Las Vegas, NV)
 Home: 25-10
 Away: 21-16
 Neutral: 5-3
 Current GU Streak - Won 13

Pittsburgh (0-2)

1994 * L 77-89 N
 2009 @ L 60-65 N
 * Women's NIT (Amarillo, TX)
 @ NCAA Second Round
 Home: 0-0
 Away: 0-0
 Neutral: 0-2
 Current GU Streak - Lost 2

Portland (61-28)

1981 W 78-72 A
 1981 W 75-70 H
 1982 L 67-82 A
 1982 L 51-72 H
 1984 \$ L 84-85 A
 1985 \$ L 55-58 A
 1986 # W 70-66 H
 1987 W 72-62 H
 1987 L 66-70 A
 1988 * W 73-55 H

1988 * L 51-54 A
 1989 * W 55-48 H
 1989 * W 56-45 A
 1990 * W 83-52 H
 1990 * W 65-52 A
 1991 * W 89-58 H
 1991 * W 75-62 A
 1992 * L 86-91 H
 1992 * L 80-82 A
 1993 * W 88-77 H
 1993 * L 70-72 A
 1994 * W 84-67 H
 1994 * W 74-64 A
 1994 + L 65-73 N
 1995 * L 48-60 H
 1995 * L 67-89 A
 1995 + L 73-79 N
 1996 * L 61-82 H
 1996 * L 56-96 A
 1996 # L 60-77 N
 1997 * L 63-77 H
 1997 * L 67-88 A
 1998 * L 50-79 H
 1998 * L 57-71 A
 1999 * W 77-65 H
 1999 * L 59-75 A
 2000 * W 71-53 H
 2000 * L 62-64 A
 2001 * L 53-54 H
 2001 * L 40-52 A
 2002 * L 59-62 H
 2002 * W 71-65 A
 2003 * W 72-59 H
 2003 * W 64-50 A
 2004 * W 64-55 H
 2004 * W 83-71 A
 2005 * W 67-56 A
 2005 * W 81-35 H
 2005 + W 77-42 N
 2006 * W 67-60 H
 2006 * W 46-41 A
 2007 * W 61-48 H
 2007 * W 88-58 A
 2007 @ W 68-55 A
 2008 * W 76-50 H
 2008 * W 87-67 A
 2009 * W 60-49 A
 2009 * L 67-70 H
 2010 * W 90-54 H
 2010 * W 70-58 A
 2011 * W 81-55 A
 2011 * W 87-67 H
 2011 ! W 96-71 N
 2012 * W 80-65 A
 2012 * W 77-56 H
 2013 * W 82-51 A
 2013 * W 59-56 H
 2014 * W 56-24 A
 2014 * W 72-61 H
 2015 * W 79-57 H
 2015 * W 85-63 A
 2016 * W 71-63 A
 2016 * W 86-51 H
 2017 * W 67-55 H
 2017 * W 85-50 A
 2018 * W 70-56 A
 2018 * W 75-36 H
 2019 * W 97-71 H

2023-24 GONZAGA WOMEN'S BASKETBALL RECORD BOOK

2019*	W	93-62	A
2019*	W	62-57	H
2020*	W	56-42	A
2020!	L	69-70	N
2021*	W	75-43	H
2021*	W	79-61	A
2022*	W	76-65	A
2022*	W	68-59	H
2023*	W	73-66	A
2023*	W	63-53	H
2023!	L	60-64	N

* West Coast Conference Game
 + WCC Tournament (Santa Clara, CA)
 ^ WCC Tournament (Los Angeles, CA)
 @WCC Tournament (Portland, OR)
 !WCC Tournament (Las Vegas, NV)
 \$ NAIA Bi-District Playoff (Portland, OR)
 # Bulldog Invitational (Spokane, WA)
 Home: 31-9
 Away: 19-17
 Neutral: 2-5
 Current GU Streak - Lost 1

Portland State University (15-6)

1987	L	75-84	A
1987*	W	60-52	N
1987	L	65-67	H
1988	W	65-61	H
1989#	W	59-57	N
1989	L	67-78	A
1990	W	65-64	H
1991	L	62-79	A
1992	L	58-91	A
2004	W	69-61	A
2005	W	66-48	H
2006	W	81-57	H
2007	W	76-59	A
2008	L	72-75	A
2009	W	86-61	H
2010	W	64-57	A
2012	W	99-69	H
2013	W	54-40	A
2014	W	96-47	H
2015	W	73-41	H
2018	W	91-52	H

* Dial Classic (Pullman, WA)
 # Boise State Invitational (Boise, ID)
 Home: 9-1
 Away: 4-5
 Neutral: 2-0
 Current GU Streak - Won 7

Presbyterian (1-0)

2017	W	79-39	H
------	---	-------	---

Home: 1-0
 Away: 0-0
 Neutral: 0-0
 Current GU Streak - Won 1

Providence College (1-0)

2005#	W	85-38	N
-------	---	-------	---

Thanksgiving Classic (Albuquerque, NM)
 Home: 0-0
 Away: 0-0
 Neutral: 1-0
 Current GU Streak - Won 1

Puget Sound (7-0)

1984	W	64-53	H
1984	W	69-49	A
1985	W	91-65	H
1985	W	95-66	A
1986	W	70-62	H
1986	W	72-71	A
1986*	W	64-62	N

* NAIA District I Playoffs (Bellingham, WA)
 Home: 3-0
 Away: 3-0
 Neutral: 1-0
 Current GU Streak - Won 7

Purdue University (1-2)

2007	L	44-69	A
2008	L	61-64	H
2019!	W	63-50	N

! Gulf Coast Showcase (Estero, FL)
 Home: 0-1
 Away: 0-1
 Neutral: 1-0
 Current Streak - Won 1

Queens University (1-0)

2022	W	73-49	H
------	---	-------	---

Home: 1-0
 Away: 0-0
 Neutral: 0-0
 Current GU Streak - Won 1

Radford University (1-0)

1987*	W	70-67	N
-------	---	-------	---

* Northern Lights (Anchorage, AK)
 Home: 0-0
 Away: 0-0
 Neutral: 1-0
 Current GU Streak - Won 1

Rutgers (2-0)

2012*	W	86-73	H
2019!	W	57-40	N

* NCAA First Round (Spokane, WA)
 ! Vancouver Showcase (Vancouver, B.C.)
 Home: 1-0
 Away: 0-0
 Neutral: 1-0
 Current GU Streak - Won 2

Sacramento State University (4-2)

2001	L	58-71	A
2002	W	89-55	A
2003	W	71-56	H
2006	L	54-73	A
2007	W	84-43	H
2008	W	75-63	A

Home: 2-0
 Away: 2-2
 Neutral: 0-0
 Current GU Streak - Won 2

Saint Joseph's University (2-0)

2008	W	67-43	A
2009	W	93-70	H

Home: 1-0
 Away: 1-0
 Neutral: 0-0
 Current GU Streak - Won 2

Saint Francis University (2-0)

2012	W	92-50	H
2018	W	97-74	H

Home: 2-0
 Away: 0-0
 Neutral: 0-0
 Current GU Streak - Won 2

Saint Mary's College (51-29)

1988*	L	63-79	A
1988*	W	77-56	H
1989*	W	88-74	H
1989*	W	68-58	A
1990*	L	64-83	A
1990*	L	64-67	H
1991*	L	78-92	A
1991*	W	73-61	H
1992*	W	73-65	H
1992*	L	53-79	A
1993*	L	61-76	A
1993*	W	87-71	H
1994*	W	80-52	H
1994*	W	54-53	A
1994+	W	84-66	N
1995*	L	47-58	A
1995*	W	82-75 (ot)	H
1996*	W	88-78	H
1996*	L	63-74	A
1997*	L	54-87	A
1997*	L	51-70	H
1998*	L	64-81	A
1998*	L	63-88	H
1999*	L	44-69	H
1999*	L	55-79	A
2000*	L	36-69	H
2000*	L	68-76	A
2001*	L	36-62	H
2001*	L	50-63	A
2001#	L	59-84	N
2002*	L	49-69	A
2002*	L	64-73	H
2003*	W	67-53	H
2003*	W	67-43	A
2004*	L	48-60	A
2004*	W	68-45	H
2005*	W	74-50	H
2005*	W	70-60	A
2006*	W	56-42	H
2006*	W	68-58	A
2007*	W	85-49	H
2007*	W	78-68	A
2008*	W	74-50	H
2008*	W	79-63	A
2008#	W	81-64	N
2009*	W	91-63	A
2009*	W	84-56	H
2010*	W	87-52	H
2010*	W	88-75	A
2011*	W	106-77	A
2011*	W	106-66	H
2011!	W	72-46	N
2012	L	63-66	H
2012*	W	75-70	A
2012!	W	83-78	N
2013*	L	51-54	A
2013*	W	69-54	H
2014*	L	78-79 (ot)	A

2023-24 GONZAGA WOMEN'S BASKETBALL RECORD BOOK

2014 *	W	75-65	H
2014!	W	68-60	N
2015 *	W	52-42	A
2015 *	W	80-72	H
2016 *	L	68-69	H
2016 *	L	47-66	A
2017 *	W	79-75	A
2017 *	W	59-58	H
2017!	W	85-75	N
2018 *	W	73-65	A
2018 *	L	56-72	H
2019 *	W	74-62	H
2019 *	W	66-52	A
2019!	W	78-77 2OT	N
2020 *	W	74-49	H
2020*	L	60-70	A
2021*	W	69-37	H
2021*	W	79-52	A
2022*	W	66-53	A
2022*	W	85-49	A
2023*	W	82-57	A
2023*	W	65-51	H

* West Coast Conference Game
 + WCC Tournament (Santa Clara, CA)
 # WCC Tournament (San Diego, CA)
 ! WCC Tournament (Las Vegas, NV)
 Home: 28-10
 Away: 18-18
 Neutral: 7-1
 Current GU Streak - Won 6

St. Martins College (10-2)

1982	L	64-68	H
1983	L	51-68	A
1983	W	85-74	H
1984	W	55-51	A
1984	W	69-49	H
1984 *	W	84-46	H
1985	W	95-55	H
1985	W	80-60	A
1986	W	79-47	A
1986	W	72-31	H
1989	W	102-46	H
2002	W	79-51	H

Home: 5-1
 Away: 5-1
 Neutral: 02
 Current GU Streak - Won 10

San Diego (53-23)

1987	W	64-60	A
1988 *	W	69-67	A
1988 *	W	77-59	H
1989 *	W	69-65 (ot)	H
1989 *	L	46-51	A
1990 *	L	54-62	H
1990 *	L	56-76	A
1991 *	L	61-65	H
1991 *	L	72-77	A
1992 *	W	66-65	A
1992 *	L	56-70	H
1993 *	W	55-53	H
1993 *	L	62-87	A
1994 *	L	69-91	A
1994 *	W	73-62	H
1995 *	W	77-64 (ot)	H

1995 *	L	71-72	A
1996 *	L	55-78	A
1996 *	W	68-57	H
1997 *	W	54-47	H
1997 *	L	56-60	A
1998 *	L	62-68	A
1998 *	L	50-57	H
1999 *	W	64-48	H
1999 *	L	54-72	A
2000 *	L	57-60	H
2000 *	L	64-77	A
2001 *	L	55-81	A
2001 *	L	80-84	H
2002 *	W	75-65 (ot)	A
2002 *	L	48-63	H
2003 *	W	67-58	A
2003 *	W	86-72	H
2004 *	W	61-58	H
2004 *	W	55-53	A
2005 *	W	67-44	H
2005 *	W	74-59	A
2006 *	W	81-66	H
2006 *	W	58-51	A
2007 *	W	87-82	A
2007 *	W	71-58	H
2008 *	W	83-76	A
2008 *	W	76-60	H
2008 #	L	66-70	A
2009 *	W	109-73	A
2009 *	W	77-67	H
2009!	W	66-55	N
2010 *	W	75-46	H
2010 *	W	75-61	A
2011 *	W	70-49	A
2011 *	W	80-58	H
2012 *	W	55-44	A
2012 *	W	69-58	H
2013 *	W	77-57	H
2013 *	W	62-50	A
2013!	W	62-50	N
2014 *	W	79-50	H
2014 *	W	66-48	A
2015 *	W	67-49	H
2015 *	L	62-75	A
2016 *	L	54-63	A
2016 *	L	57-58	H
2017 *	W	57-55	A
2017 *	W	62-57	H
2018 *	W	63-44	A
2018 *	W	58-54	H
2018!	W	79-71	N
2019 *	W	86-61	A
2019 *	W	71-44	H
2020 *	W	57-42	A
2020 *	W	57-46	H
2021 *	W	69-47	A
2022*	W	76-66	H
2022*	W	69-43	A
2022*	W	70-59	H
2023*	W	73-61	A

* West Coast Conference Game
 # WCC Tournament (San Diego, CA)
 ! WCC Tournament (Las Vegas, NV)
 Home: 27-8
 Away: 21-15
 Neutral: 3-0
 Current GU Streak - Won 12

San Diego State University (0-3)

1992 *	L	54-69	N
1994	L	69-91	A
1996	L	59-78	H

* Titan Classic (Fullerton, CA)
 Home: 0-1
 Away: 0-1
 Neutral: 0-1
 Current GU Streak - Lost 3

San Francisco (53-26)

1988 *	W	57-36	H
1988 *	L	47-62	A
1989 *	W	64-50	H
1989 *	W	51-46	A
1990 *	L	55-56	A
1990 *	W	70-65	H
1991 *	L	72-83	H
1991 *	W	66-56	A
1992 *	W	66-59	H
1992 *	L	43-68	A
1993 *	L	58-80	A
1993 *	W	88-69	H
1994 *	L	63-73	A
1994 *	W	83-68	H
1995 *	L	77-83 (ot)	H
1995 *	L	77-93	A
1996 *	L	54-76	A
1996 *	L	46-52	H
1997 *	L	41-54	H
1997 *	L	47-76	A
1997 +	L	49-86	N
1998 *	L	57-75	A
1998 *	L	53-56	H
1999 *	W	63-59	H
1999 *	L	70-88	A
2000 *	W	76-71	A
2000 *	L	70-76	H
2001 *	L	52-72	H
2001 *	L	60-88	A
2002 *	L	58-73	A
2002 *	L	67-72	H
2003 *	W	59-47	H
2003 *	L	57-59	A
2004 *	W	72-61 (ot)	A
2004 *	L	53-59	H
2005 *	W	81-62	H
2005 *	W	70-62	A
2006 *	W	54-42	H
2006 *	W	71-53	A
2006 +	L	67-75	H
2007 *	W	58-53	A
2007 *	W	57-37	H
2007 @	W	59-38	N
2008 *	W	74-70	A
2008 *	W	90-42	H
2009 *	W	63-42	A
2009 *	W	71-35	H
2010 *	W	93-53	H
2010 *	W	83-35	A
2011 *	W	97-60	H
2011 *	W	103-59	A
2012 *	W	87-52	H
2012 *	W	79-59	A
2013 *	W	80-46	A
2013 *	W	101-65	H
2014 *	W	68-40	A
2014 *	W	101-66	H

2023-24 GONZAGA WOMEN'S BASKETBALL RECORD BOOK

2014!	W	81-68	N
2015*	W	75-64	A
2015*	W	91-84 (4OT)	H
2016*	W	68-47	H
2016*	L	52-71	A
2017*	W	61-46	H
2017*	L	72-77	A
2017!	W	77-46	N
2018*	W	74-47	H
2018*	W	81-57	A
2018!	W	65-53	N
2019*	W	78-51	H
2019*	W	64-44	A
2020*	W	69-46	A
2020*	W	56-38	H
2021*	W	76-52	A
2021*	W	79-66	H
2022*	W	55-49	H
2022*	W	83-82	A
2022!	W	69-55	N
2023*	W	63-52	H
2023*	W	78-56	A

* West Coast Conference Game
 + WCC Tournament (Spokane, WA)
 @ WCC Tournament (Portland, OR)
 ! WCC Tournament (Las Vegas, NV)
 Home: 27-10
 Away: 21-15
 Neutral: 5-1
 Current GU Streak - Won 14

San Jose State University (3-1)

2000	W	82-65	A
2003	W	65-54	H
2006	L	61-69	A
2006	W	68-53	H

Home: 2-0
 Away: 1-1
 Neutral: 0-1
 Current GU Streak - Won 1

Santa Clara University (46-30)

1988*	W	59-45	H
1988*	W	63-56	A
1989*	W	72-46	H
1989*	W	55-51	A
1990*	W	59-45	H
1990*	L	56-61	A
1991*	L	60-65	H
1991*	L	60-78	A
1992*	L	61-83	A
1992*	L	50-63	H
1993*	W	71-68	H
1993*	L	59-72	A
1994*	W	79-73	H
1994*	L	68-78	A
1995*	L	68-81	A
1995*	L	62-71	H
1996*	L	69-79	H
1996*	L	75-87	A
1997*	L	40-84	A
1997*	L	44-84	A
1998*	L	58-98	A
1998*	W	72-71	H
1999*	L	57-79	H
1999*	L	64-79	A
1999+	L	42-69	A
2000*	L	66-98	A
2000*	L	71-84	H
2001*	L	48-74	A

2001*	L	54-70	H
2002*	L	69-99	A
2002*	L	75-81	H
2003*	L	41-65	A
2003*	W	69-53	H
2003#	L	59-60 (ot)	N
2004*	W	77-69	H
2004*	W	80-67	A
2005*	W	85-50	H
2005*	W	66-61	A
2005+	L	66-77	A
2006*	W	70-60	H
2006*	L	52-74	A
2007*	W	78-73 (ot)	H
2007*	W	79-68	A
2008*	W	88-52	H
2008*	W	80-71	A
2009*	W	65-47	A
2009*	W	92-63	H
2010*	W	81-43	H
2010*	W	83-52	A
2010!	W	87-47	N
2011*	W	89-53	H
2011*	W	93-65	A
2012*	W	81-68	A
2012*	W	87-55	H
2013*	W	79-50	H
2013*	W	70-55	A
2014*	W	67-61	A
2014*	W	89-37	H
2015*	W	78-70	A
2015*	W	76-49	H
2016*	W	53-44	H
2016*	L	64-71	A
2016!	L	58-59	N
2017*	W	51-39	H
2017*	W	50-49	A
2018*	W	63-51	A
2018*	W	71-44	H
2019*	W	78-61	H
2019*	W	74-61	A
2020*	W	67-52	A
2020*	W	53-46	H
2021*	W	71-52	A
2021*	W	67-50	H
2021!	W	72-63	N
2022*	W	72-55	A
2022*	W	74-58	H
2023*	W	78-61	H
2023*	L	77-72	A

* West Coast Conference Game
 + WCC Tournament (Santa Clara, CA)
 # WCC Tournament (San Diego, CA)
 ! WCC Tournament (Las Vegas, NV)
 Home: 27-8
 Away: 19-22
 Neutral: 2-0
 Current GU Streak - Lost 1

Seattle Pacific University (7-1)

1981	L	67-70	A
1981	W	65-59	H
1982	W	71-58	A
1984	W	79-70	A
1985	W	102-71	A
1985	W	111-84	H
1986	W	85-72	H
1986	W	80-62	A

Home: 3-0
 Away: 4-1
 Neutral: 0-0

Current GU Streak - Won 7

Seattle University (10-4)

1981	L	72-83	A
1982	L	66-70	A
1982	L	57-66	H
1983	L	53-61	A
1983	W	68-57	H
1984	W	64-60	A
1984	W	86-67	H
1985	W	67-56	A
1985	W	110-68	H
1985*	W	76-64	H
1986	W	64-50	H
1986	W	63-49	A
2004	W	76-40	H
2011#	W	91-64	A

* NAIA District I Playoffs (Spokane, WA)
 # Holiday Hoops Classic (Seattle, WA)
 Home: 6-1
 Away: 4-3
 Neutral: 0-0
 Current GU Streak - Won 10

Simon Fraser University (5-4)

1983*	L	55-58	N
1983	L	60-65	
1983	W	68-54	
1984	W	76-51	
1984	W	87-56	
1985	W	84-46	A
1985	W	81-64	H
1986	L	52-66	A
1986	L	43-61	H

* Big Sky Classic (Helena, MT)
 Current GU Streak - Lost 2

South Dakota (1-0)

2021	W	54-50	N
------	---	-------	---

Home: 0-0
 Away: 0-0
 Neutral: 1-0
 Current GU Streak - Won 1

South Dakota State University (0-3)

2009	L	64-78	H
2010	L	71-75 (ot)	A
2021	L	72-75 (ot)	A

Home: 0-1
 Away: 0-2
 Neutral: 0-0
 Current GU Streak - Lost 3

USC (2-3)

2010	W	70-58	H
2011	L	73-79	A
2012	L	51-58	H
2013	W	63-52	A
2016#	L	56-60	H

Hall of Fame Challenge (Spokane, WA)
 Home: 1-2
 Away: 1-1
 Neutral: 0-1
 Current GU Streak - Lost 1

South Carolina (0-1)

2021	L	72-79	N
------	---	-------	---

Home: 0-0
 Away: 0-0
 Neutral: 0-1
 Current GU Streak - Lost 1

2023-24 GONZAGA WOMEN'S BASKETBALL RECORD BOOK

Southern Utah University (3-1)

1989 *	L	57-66	N
2011	W	102-61	H
2015	W	70-51	H
2022	W	91-38	H

* *BSU Tournament (Boise, ID)*
 Home: 3-0
 Away: 0-0
 Neutral: 0-1
 Current GU Streak - Won 3

Stanford University (2-12)

2010	L	74-105	A
2011	L	78-84	H
2011 *	L	60-83	N
2012	L	61-76	A
2013	L	41-69	H
2014	L	45-73	A
2016	L	48-65	H
2017	W	68-63	A
2018 #	L	68-82	A
2019	W	79-73	H
2020	L	70-76	A
2022	L	62-66	H
2022	L	50-66	A
2022	L	84-63	A

* *NCAA Tournament Regional Final (Spokane)*
 # *NCAA First Round (Stanford, CA)*
 Home: 1-4
 Away: 1-6
 Neutral: 0-1
 Current GU Streak - Lost 4

Stephen F. Austin (2-0)

2021	W	64-54	H
2022	W	71-59	

Home: 2-0
 Away: 0-0
 Neutral: 0-0
 Current GU Streak - Won 2

Tennessee (1-4)

2006 *	L	65-79	N
2008	L	73-96	A
2009	L	58-77	H
2015 !	L	69-73 (ot)	N
2022&	W	73-72	N

* *Paradise Jam (St.Thomas - U.S. Virgin Islands)*
 ! *NCAA Regional Semifinals (Spokane, WA)*
 & *Bad Boy Mowers Battle 4 Atlantis (Bahamas)*
 Current GU Streak - Won 1

Chattanooga (0-1)

2001 *	L	60-72	N
--------	---	-------	---

* *Pacific Bell Classic (San Diego, CA)*
 Home: 0-0
 Away: 0-0
 Neutral: 0-1
 Current GU Streak - Lost 1

Tennessee-Martin (2-0)

2014 *	W	91-54	H
2020	W	78-55	H

* *Preseason WNIT (Spokane, WA)*
 Home: 2-0
 Away: 0-0
 Neutral: 0-0
 Current GU Streak - Won 2

Texas A&M University (1-1)

2010 *	L	76-80	N
2010 ^	W	72-71	N

* *Las Vegas Holiday Hoops Classic (Las Vegas, NV)*
 ^ *NCAA Second Round (Seattle, WA)*
 Home: 0-0
 Away: 0-0
 Neutral: 1-1
 Current GU Streak - Won 1

TCU (1-0)

1990 *	W	72-65	N
--------	---	-------	---

* *Mark IV Classic (Moscow, ID)*
 Home: 0-0
 Away: 0-0
 Neutral: 1-0
 Current GU Streak - Won 1

Texas Pan American (1-0)

2003	W	71-55	H
------	---	-------	---

Home: 1-0
 Away: 0-0
 Neutral: 0-0
 Current GU Streak - Won 1

Texas Southern University (2-0)

2000 *	W	68-51	N
2020	W	80-45	H

* *Lobo Classic (Albuquerque, NM)*
 Home: 1-0
 Away: 0-0
 Neutral: 1-0
 Current GU Streak - Won 2

UALR

2019 @	W	74-52	N
--------	---	-------	---

@ *NCAA Tournament - First Round (Corvallis, Ore.)*
 Home: 0-0
 Away: 0-0
 Neutral: 1-0
 Current GU Streak - Won 1

U.S. International University (0-1)

1985	L	83-89	A
------	---	-------	---

Home: 0-0
 Away: 0-1
 Neutral: 0-0
 Current GU Streak - Lost 1

UNLV (1-1)

2018	L	50-52	H
2019	W	70-59	A

Home: 0-1
 Away: 1-0
 Neutral: 0-0
 Current GU Streak - Won 1

Utah (4-5)

1996	L	59-89	H
1997	L	60-90	A
2004	L	64-88	A
2005	W	66-60	H
2006	L	54-81	A
2007	W	57-45	H
2009 !	W	60-55	N
2016 #	L	77-92	H
2022\$	W	89-71	N

! *WBCA Classic (Milwaukee, WI)*
 # *WNIT Second Round (Spokane, WA)*
 \$ *Hawaii Tournament (Honolulu, HI)*

Home: 2-2
 Away: 0-3
 Neutral: 2-0
 Current GU Streak - Won 1

Utah Valley University (2-2)

2005	W	87-41	H
2006	L	51-60	A
2008	L	73-94	A
2009	W	95-79	H

Home: 2-0
 Away: 0-2
 Neutral: 0-0
 Current GU Streak - Won 1

Virginia (1-0)

2009 !	W	69-62	N
--------	---	-------	---

! *WBCA Classic (Milwaukee, WI)*
 Home: 0-0
 Away: 0-0
 Neutral: 1-0
 Current GU Streak - Won 1

Warner Pacific College (2-0)

1985	W	117-58	A
1990	W	88-54	H

Home: 1-0
 Away: 1-0
 Neutral: 0-0
 Current GU Streak - Won 2

Washington (3-17)

1984	L	59-79	A
1986 *	L	57-72	H
1987	L	59-94	A
1988	L	42-65	H
1989	L	49-69	A
1990	L	45-70	H
1991	L	32-91	A
1992	L	67-73 (ot)	H
1993	L	64-94	A
1994	L	40-63	H
1995	L	59-88	A
1996	L	55-71	H
1997	L	45-74	A
1998	L	67-77	H
1999	L	57-92	A
2004 #	L	56-70	A
2007	L	61-75	A
2008	W	91-72	H
2009	W	64-59	A
2010	W	81-52	H

* *Bulldog Invitational (Spokane, WA)*
 # *Seattle Times Classic (Seattle, WA)*
 Home: 2-7
 Away: 1-10
 Neutral: 0-0
 Current GU Streak - Won 3

Washington State University (11-19)

1984	L	61-74	A
1986	L	60-82	A
1987 *	L	59-94	A
1987	L	58-68	H
1988	L	50-74	A
1989 +	L	52-79	N
1991 ^	L	59-70	A
1992 #	L	37-88	N
1993	W	71-69	H
1994	L	60-69	A
1995	L	65-74	H

2023-24 GONZAGA WOMEN'S BASKETBALL RECORD BOOK

1997 &	L	55-85	N
1998	L	59-78	H
1999	L	70-75	A
2000	W	82-66	H
2001	L	56-74	A
2002	L	72-80	A
2003	W	77-57	H
2011 !	W	67-65	N
2011	W	93-75	H
2012	W	71-69	A
2013	L	51-57	H
2014	W	70-62	A
2015	L	58-59	H
2016	L	48-55	A
2017	W	79-61	H
2018	W	64-56	A
2019	W	76-53	H
2020	W	76-53	A
2022	L	49-51	H

* *Dial Classic (Pullman, WA)*

+ *Wheatland Classic (Moscow, ID)*

^ *Wheatland Classic (Pullman, WA)*

Wheatland Classic (Cheney, WA)

& *Played at Spokane Arena*

! *Rainbow Wahine Showdown (Honolulu, HI)*

Home: 6-6

Away: 4-10

Neutral: 1-3

Current GU Streak - Lost 1

Weber State University (2-4)

1987	L	62-71	A
1997 *	L	67-73	N
1998	W	83-80	A
1999	W	71-61	H
2003	L	49-52	H
2004	L	54-72	A

* *Dial Classic (Pullman, WA)*

Home: 1-1

Away: 1-2

Neutral: 0-1

Current GU Streak - Lost 2

West Virginia (1-0)

2016 #	W	62-57	H
--------	---	-------	---

Hall of Fame Challenge (Spokane, WA)

Home: 1-0

Away: 0-0

Neutral: 0-0

Current Streak - Won 1

Western Illinois (1-0)

2018	W	80-65	H
------	---	-------	---

Home: 1-0

Away: 0-0

Neutral: 0-0

Current GU Streak - Won 1

Western Kentucky (1-0)

2019 !	W	76-55	N
--------	---	-------	---

! *Vancouver Showcase (Vancouver, B.C.)*

Home: 0-0

Away: 0-0

Neutral: 1-0

Current GU Streak - Won 1

Western Montana (3-0)

1981	W	73-57	H
------	---	-------	---

1982	W	53-50	H
------	---	-------	---

1985	W	68-62	H
------	---	-------	---

Home: 3-0

Away: 0-0
Neutral: 0-0
Current GU Streak - Won 3

Western Washington University (7-11)

1981	L	50-69	H
------	---	-------	---

1981	L	59-83	A
------	---	-------	---

1982	L	37-83	A
------	---	-------	---

1982	L	61-68	H
------	---	-------	---

1983	L	59-68	H
------	---	-------	---

1983	L	47-57	A
------	---	-------	---

1984	L	62-68	A
------	---	-------	---

1984	W	73-57	H
------	---	-------	---

1984 *	W	70-58	H
--------	---	-------	---

1985	L	66-77	A
------	---	-------	---

1985	W	94-65	H
------	---	-------	---

1985 *	W	76-64	H
--------	---	-------	---

1986	L	49-66	A
------	---	-------	---

1986	W	53-51	H
------	---	-------	---

1986 *	W	83-70	H
--------	---	-------	---

1986 #	L	53-74	A
--------	---	-------	---

1986 #	L	69-70	A
--------	---	-------	---

2022	W	78-36	H
------	---	-------	---

* *NAIA District I Playoffs (Spokane, WA)*

NAIA District I Playoffs (Bellingham, WA)

Home: 7-3

Away: 0-8

Neutral: 0-0

Current GU Streak - Won 1

Whitman College (2-0)

1985	W	113-75	A
------	---	--------	---

2011	W	114-40	H
------	---	--------	---

Home: 1-0

Away: 1-0

Neutral: 0-0

Current GU Streak - Won 2

Whitworth College (17-2)

1981	W	66-54	H
------	---	-------	---

1981	W	65-58	A
------	---	-------	---

1982	W	62-52	H
------	---	-------	---

1982	W	72-55	A
------	---	-------	---

1983	W	71-55	A
------	---	-------	---

1983	L	65-79	H
------	---	-------	---

1984	W	65-54	H
------	---	-------	---

1984	W	72-53	A
------	---	-------	---

1985	W	86-71	H
------	---	-------	---

1986	L	60-61	A
------	---	-------	---

1986	W	74-60	H
------	---	-------	---

1987	W	70-55	H
------	---	-------	---

1988	W	75-57	A
------	---	-------	---

1992	W	72-64 (ot)	H
------	---	------------	---

1993	W	95-66	H
------	---	-------	---

1994	W	72-55	H
------	---	-------	---

1995	W	67-54	H
------	---	-------	---

2002	W	65-54	H
------	---	-------	---

2003	W	83-36	H
------	---	-------	---

Current GU Streak - Won 9

Home: 12-1

Away: 5-1

Neutral: 0-0

Winthrop University (2-0)

2013 *	W	80-66	N
--------	---	-------	---

2017 !	W	71-41	N
--------	---	-------	---

* *Hardwood Tournament of Hope (Puerta Vallarta, Mexico)*

! *Paradise Jam (St. Thomas, U.S. Virgin Islands)*

Home: 0-0

Away: 0-0

Neutral: 2-0
Current GU Streak - Won 2

Wisconsin (2-1)

1991 *	L	77-80	N
--------	---	-------	---

2013	W	62-53	H
------	---	-------	---

2014	W	70-55	A
------	---	-------	---

Home: 1-0

Away: 1-0

Neutral: 0-1

* *Coors Classic (Boulder, CO)*

Current GU Streak - Won 2

Wyoming (8-1)

1990 *	L	60-69	N
--------	---	-------	---

2009	W	68-58	A
------	---	-------	---

2009	W	67-39	H
------	---	-------	---

2015	W	70-56	A
------	---	-------	---

2016	W	61-57 (ot)	H
------	---	------------	---

2019	W	65-54	A
------	---	-------	---

2020	W	89-50	A
------	---	-------	---

2021	W	54-47	H
------	---	-------	---

2022	W	66-64	A
------	---	-------	---

Home: 3-0

Away: 5-0

Neutral: 0-1

* *Mark IV Classic (Moscow, ID)*

Current GU Streak - Won 8

Xavier University (1-1)

2009 #	W	74-59	N
--------	---	-------	---

2010 !	L	56-74	N
--------	---	-------	---

NCAA First Round (Seattle, WA)

! *NCAA Regional Semifinals (Sacramento, CA)*

Home: 0-0

Away: 0-0

Neutral: 1-1

Current GU Streak - Lost 1

Yale University (1-0)

2004 #	W	69-48	N
--------	---	-------	---

Seattle Times Classic (Seattle, WA)

Home: 0-0

Away: 0-0

Neutral: 1-0

Current GU Streak - Won 1

Year indicated on series year-by-year results is ending year of season in which the contest was played.

(i.e. 1999-2000 games are listed as 2000)

YEAR-BY-YEAR RESULTS

1986-87 (11-16, Ind.)

Coach Mike Petersen

Date	Opponent	W/L	Score
11/28	at Portland State	L	75-84
12/5	% Portland State	W	60-52
12/6	% Washington State	L	63-75
12/12	# CONCORDIA (Ore)	W	74-56
12/13	# OREGON	L	67-83
12/20	HAWAII	L	62-66
12/22	at Washington	L	59-94
12/30	at Idaho	L	49-51
1/5	at San Diego	W	64-60
1/7	at California Lutheran	W	93-45
1/8	MONTANA STATE	W	63-59
1/10	MONTANA	L	43-61
1/13	WHITWORTH	W	61-43
1/23	C. WASHINGTON	W	74-49
1/29	BOISE STATE	W	61-51
2/4	WASHINGTON ST	L	58-68
2/7	at Montana State	L	47-65
2/8	at Montana	L	54-69
2/10	at Eastern Washington	L	56-89
2/13	PORTLAND STATE	L	65-67
2/14	PORTLAND	W	72-62
2/20	WEBER STATE	W	62-51
2/21	IDAHO STATE	L	62-64
2/25	at Portland	L	66-70
2/27	^ New Orleans	L	55-67
2/28	^ Miami, Fla	L	52-79
2/29	^ Radford	W	70-67

% Dial Classic (Pullman, WA)

Bulldog Invitational (Spokane)

^ Northern Lights Invitational (Anchorage, AK)

1987-88 (18-9 / 11-3 (1st) in WCC)

Coach Mike Petersen

Date	Opponent	W/L	Score
11/27	at Oregon	L	55-70
12/1	CENTRAL WASHINGTON	W	70-60
12/4	# Eastern Washington	L	61-71
12/5	# Idaho	W	66-51
12/8	at Whitworth	W	75-57
12/12	LEWIS-CLARK STATE	W	68-57
12/19	at Northwest Nazarene	W	78-48
12/21	at Boise State	L	59-63
12/30	at Washington State	L	50-74
1/3	PORTLAND STATE	W	65-61
1/4	MONTANA	L	58-73
1/6	at Idaho	W	57-54
1/9	WASHINGTON	L	42-65
1/14	* SAN FRANCISCO	W	57-36
1/16	* SANTA CLARA	W	59-45
1/22	* at Pepperdine	W	60-59
1/23	* at Loyola Marymount	W	56-55
1/28	* LOYOLA MARYMOUNT	W	66-52
1/30	* PEPPERDINE	W	63-59
2/4	* at San Diego	W	69-67
2/6	* at Saint Mary's	L	63-79
2/11	* SAINT MARY'S	W	77-56
2/13	* SAN DIEGO	W	77-59
2/17	* PORTLAND	W	73-55
2/20	* at Portland	L	51-54

2/26	* at Santa Clara	W	63-56
2/27	* at San Francisco	L	47-62

* WCC Game

Wheatland Classic (Cheney, WA)

1988-89 (15-13 / 11-3 (2nd) in WCC)

Coach Mike Petersen

Date	Opponent	W/L	Score
11/20	# Southern Utah	L	57-66
11/21	# Portland State	W	59-57
11/30	CENTRAL WASHINGTON	W	69-72
12/1	+ MONTANA STATE	W	59-51
12/3	+ BOISE STATE	L	59-65
12/9	^ Washington State	L	52-79
12/10	^ Eastern Washington	L	40-45
12/17	ST. MARTINS	W	102-46
12/19	IDAHO	L	51-53
12/20	LEWIS-CLARK STATE	W	70-39
12/27	at Washington	L	49-69
12/31	at Montana State	L	47-50
1/2	at Montana	L	54-74
1/13	* SAN DIEGO	W	69-65 (ot)
1/14	* SAINT MARY'S	W	88-74
1/20	* at Loyola Marymount	L	62-67 (ot)
1/21	* at Pepperdine	W	71-50
1/25	* PORTLAND	W	55-48
1/28	* at Portland	W	56-45
2/3	* SANTA CLARA	W	72-46
2/4	* SAN FRANCISCO	W	64-50
2/10	* at San Francisco	W	51-46
2/11	* at Santa Clara	W	55-51
2/17	* PEPPERDINE	W	59-48
2/18	* LOYOLA MARYMOUNT	L	59-65
2/24	* at Saint Mary's	W	68-58
2/28	* at San Diego	L	46-51

* WCC Game

Boise State Tournament (Boise, ID)

+ Zip's Bulldog Invite (Spokane, WA)

^ Wheatland Classic (Cheney, WA)

1989-90 (10-17 / 5-9 (5th) in WCC)

Coach Julie Holt

Date	Opponent	W/L	Score
11/24	# Wyoming	L	60-69
11/25	# Texas Christian	W	72-65
11/28	CENTRAL WASHINGTON	W	73-57
12/5	WASHINGTON	L	45-70
12/8	+ IDAHO	L	51-61
12/9	+ EASTERN WASHINGTON	L	69-74
12/10	COLORADO	L	41-58
12/17	MONTANA	L	44-57
12/29	at Oregon	L	40-64
1/2	PORTLAND STATE	W	65-64
1/3	WARNER PACIFIC	W	88-54
1/12	* at Saint Mary's	L	64-83
1/13	* at San Francisco	L	55-56
1/15	at Boise State	L	48-79
1/18	* LOYOLA MARYMOUNT	L	66-70 (ot)
1/20	* PEPPERDINE	W	76-66
1/23	LEWIS-CLARK STATE	W	61-56
1/26	* at Pepperdine	W	83-76 (ot)

2023-24 GONZAGA WOMEN'S BASKETBALL RECORD BOOK

1/27	* at Loyola Marymount	L	56-63
2/1	* SANTA CLARA	W	59-45
2/3	* SAN DIEGO	L	54-62
2/8	* at San Diego	L	56-76
2/10	* at Santa Clara	L	56-61
2/14	* PORTLAND	W	83-52
2/17	* at Portland	L	65-76
2/22	* SAN FRANCISCO	W	70-65
2/24	* SAINT MARY'S	L	64-67

* WCC Game

Mark IV Classic (Moscow, ID)

+ Wheatland Classic (Spokane, WA)

1990-91 (13-15 / 7-7 (4th) in WCC)

Coach Julie Holt

Date	Opponent	W/L	Score
11/23	# Colorado	L	59-87
11/24	# Wisconsin	L	77-80
11/27	CENTRAL WASHINGTON	W	87-58
11/29	at Montana	L	46-96
11/30	at Montana State	L	48-65
12/2	OREGON	L	60-74
12/7	+ Eastern Washington	W	72-55
12/8	+ Washington State	L	59-70
12/15	IDAHO	W	71-67
12/17	EASTERN WASHINGTON	W	68-61
12/28	at Washington	L	32-91
1/3	at Portland State	L	62-79
1/6	at Boise State	W	49-47
1/11	* at Saint Mary's	L	78-92
1/12	* at San Francisco	L	72-83
1/16	* PORTLAND	W	89-58
1/19	* at Portland	W	75-62
1/24	* SANTA CLARA	L	60-65
1/26	* SAN DIEGO	L	61-65
1/31	* at San Diego	L	72-77
2/2	* at Santa Clara	L	60-78
2/4	at Eastern Washington	W	78-68
2/7	* LOYOLA MARYMOUNT	W	81-60
2/9	* PEPPERDINE	W	92-84 (2ot)
2/15	* at Pepperdine	L	54-78
2/16	* at Loyola Marymount	W	66-59
2/21	* SAN FRANCISCO	W	66-56
2/23	* SAINT MARY'S	W	73-61

* WCC Game

Coors Classic (Boulder, CO)

+ Wheatland Classic (Pullman, WA)

1991-92 (8-19 / 5-9 (6th) in WCC)

Coach Julie Holt

Date	Opponent	W/L	Score
11/22	+ Washington State	L	37-88
11/23	+ Idaho	L	42-69
11/29	# Cal-State Fullerton	L	57-80
11/30	# San Diego State	L	54-69
12/5	at Eastern Washington	W	73-71
12/7	CENTRAL WASHINGTON	W	97-60
12/9	WASHINGTON	L	67-73 (ot)
12/14	MONTANA	L	55-76
12/20	at Idaho	L	67-83
1/2	PORTLAND STATE	L	58-91

1/6	WHITWORTH	W	72-64 (ot)
1/8	BOISE STATE	L	80-84
1/11	MONTANA STATE	L	43-56
1/16	* PEPPERDINE	L	60-73
1/18	* LOYOLA MARYMOUNT	W	77-55
1/23	* at Santa Clara	L	61-83
1/25	* at San Diego	W	66-65
1/29	* PORTLAND	L	86-91
2/1	* at Portland	L	80-82
2/6	* SAINT MARY'S	W	73-65
2/8	* SAN FRANCISCO	W	66-59
2/14	* at San Francisco	L	43-68
2/15	* at Saint Mary's	L	53-79
2/20	* SAN DIEGO	L	56-70
2/22	* SANTA CLARA	L	50-63
2/28	* at Loyola Marymount	W	75-63
2/29	* at Pepperdine	L	59-97

* WCC Game

+ Wheatland Classic (Cheney, WA)

Titan Classic (Fullerton, CA)

1992-93 (11-15 / 6-8 (T4th) in WCC)

Coach Julie Holt

Date	Opponent	W/L	Score
12/1	CENTRAL WASHINGTON	W	67-43
12/4	# Missouri-Kansas City	L	53-67
12/5	# Nevada	W	66-63
12/8	WHITWORTH	W	95-66
12/10	WASHINGTON STATE	W	71-69
12/12	IDAHO	L	72-76
12/14	EASTERN WASHINGTON	W	69-54
12/19	at Montana State	L	71-80
12/20	at Montana	L	52-68
1/5	at Washington	L	64-94
1/9	at Boise State	L	69-75
1/11	at Eastern Washington	L	69-70
1/15	* at Pepperdine	L	72-93
1/16	* at Loyola Marymount	L	56-71
1/21	* SANTA CLARA	W	71-68
1/23	* SAN DIEGO	W	55-53
1/27	* PORTLAND	W	88-77
1/30	* at Portland	L	70-72
2/5	* at Saint Mary's	L	61-76
2/6	* at San Francisco	L	58-80
2/11	* SAN FRANCISCO	W	88-69
2/13	* SAINT MARY'S	W	87-71
2/18	* at San Diego	L	62-87
2/20	* at Santa Clara	L	59-72
2/25	* LOYOLA MARYMOUNT	W	65-59
2/27	* PEPPERDINE	L	67-70

* WCC Game

Thanksgiving Classic (Moscow, ID)

1993-94 (21-10 / 10-4 (2nd) in WCC)

Coach Julie Holt

Date	Opponent	W/L	Score
11/28	at Idaho	W	88-62
12/1	WHITWORTH	W	72-55
12/7	LEWIS-CLARK STATE	W	85-81
12/10	EASTERN WASHINGTON	W	66-61
12/11	at Washington State	L	60-69

2023-24 GONZAGA WOMEN'S BASKETBALL RECORD BOOK

12/18	at Washington	L	40-63
12/29	# Brigham Young	W	75-67
12/30	# Mississippi	W	66-62
1/4	MONTANA STATE	W	62-44
1/6	MONTANA	W	70-62
1/10	at Eastern Washington	W	68-58
1/11	at San Diego State	L	54-69
1/13	* at San Diego	L	69-91
1/15	* at San Francisco	L	63-73
1/20	* SANTA CLARA	W	79-73
1/22	* SAINT MARY'S	W	80-52
1/28	* at Saint Mary's	W	54-53
1/29	* at Santa Clara	L	68-78
2/3	* LOYOLA MARYMOUNT	W	73-53
2/5	* PEPPERDINE	W	70-62
2/11	* at Pepperdine	W	70-69
2/12	* at Loyola Marymount	L	62-66
2/16	* PORTLAND	W	84-67
2/19	* at Portland	W	74-64
2/24	* SAN FRANCISCO	W	83-68
2/26	* SAN DIEGO	W	73-62
3/10	+ Saint Mary's	W	84-66
3/11	+ Portland	L	65-73
3/24	^ Pittsburgh	L	77-89
3/25	^ New Mexico State	L	63-83
3/26	^ Northeast Louisiana	W	105-69

* WCC Game

+ WCC Tournament (Santa Clara, CA)

BYU Holiday Classic (Provo, UT)

^ WNIT (Amarillo, TX)

1994-95 (9-17 / 4-10 (T6th) in WCC)

Coach Kellee Barney

Date	Opponent	W/L	Score
11/28	at Eastern Washington	W	70-58
12/2	# Memphis	W	80-78
12/3	# Oregon State	L	61-76
12/6	BOISE STATE	L	71-76
12/8	IDAHO	W	72-58
12/10	WASHINGTON STATE	L	65-74
12/17	WHITWORTH	W	67-54
12/21	at Washington	L	59-88
1/3	at Montana State	L	67-69
1/4	at Montana	L	42-72
1/7	EASTERN WASHINGTON	W	71-62
1/12	* SAN DIEGO	W	77-64 (ot)
1/14	* SAN FRANCISCO	L	77-83 (ot)
1/20	* at Santa Clara	L	68-81
1/21	* at Saint Mary's	L	47-58
1/26	* SAINT MARY'S	W	82-75 (ot)
1/28	* SANTA CLARA	L	62-71
2/3	* at Loyola Marymount	L	68-86
2/4	* at Pepperdine	L	80-85
2/9	* PEPPERDINE	W	63-62
2/11	* LOYOLA MARYMOUNT	W	80-66
2/15	* PORTLAND	L	48-60
2/18	* at Portland	L	67-89
2/23	* at San Francisco	L	77-93
2/25	* at San Diego	L	71-72
3/2	+ Portland	L	73-79

* WCC Game

+ WCC Tournament

Gazette Times Classic (Corvallis, OR)

1995-96 (4-23 / 2-12 (8th) in WCC)

Coach Kellee Barney

Date	Opponent	W/L	Score
11/24	# Nebraska	L	40-87
11/25	# James Madison	L	66-72
11/28	at Idaho	W	62-58
11/30	at Eastern Washington	L	50-60
12/6	WASHINGTON	L	55-71
12/8	UTAH	L	59-89
12/11	MONTANA	L	56-57
12/18	SAN DIEGO STATE	L	59-78
12/28	IDAHO STATE	L	63-67
12/31	at Boise State	L	82-86
1/2	at Oregon	L	45-83
1/6	EASTERN WASHINGTON	W	73-62
1/11	* SANTA CLARA	L	69-79
1/13	* SAINT MARY'S	W	88-78
1/18	* at San Diego	L	55-78
1/20	* at San Francisco	L	54-76
1/24	* PORTLAND	L	61-82
1/27	* at Portland	L	56-96
2/1	* LOYOLA MARYMOUNT	L	63-71
2/3	* PEPPERDINE	L	69-81
2/9	* at Pepperdine	L	60-89
2/10	* at Loyola Marymount	L	57-72
2/15	* SAN FRANCISCO	L	46-52
2/17	* SAN DIEGO	W	68-57
2/23	* at Saint Mary's	L	63-74
2/24	* at Santa Clara	L	75-87
2/29	+ Portland	L	60-77

* WCC Game

+ WCC Tournament (Santa Clara, CA)

Cablevision Classic (Lincoln, NE)

1996-97 (4-23 / 2-12 (7th) in WCC)

Coach Kellee Barney

Date	Opponent	W/L	Score
11/22	# Idaho State	W	58-56
11/23	# Navy	L	55-58
11/26	at Eastern Washington	L	69-83
11/30	^ Washington State	L	55-85
12/3	at Montana	L	66-81
12/6	& Weber State	L	67-73
12/7	& Fresno State	L	53-73
12/10	at Washington	L	45-74
12/14	OREGON	L	33-52
12/28	at Utah	L	60-90
1/2	IDAHO	W	57-55
1/4	BOISE STATE	L	45-76
1/10	* at Santa Clara	L	40-84
1/11	* at Saint Mary's	L	54-87
1/16	* SAN DIEGO	W	54-47
1/18	* SAN FRANCISCO	L	41-54
1/24	* at Loyola Marymount	L	62-66 (ot)
1/25	* at Pepperdine	L	41-86
1/30	* PEPPERDINE	L	56-72
2/1	* LOYOLA MARYMOUNT	W	79-74
2/5	* PORTLAND	L	63-77

2023-24 GONZAGA WOMEN'S BASKETBALL RECORD BOOK

2/8	* at Portland	L	67-88
2/13	* at San Francisco	L	47-76
2/15	* at San Diego	L	56-60
2/20	* SAINT MARY'S	L	51-70
2/22	* SANTA CLARA	L	44-84
2/27	+ San Francisco	L	49-86

* WCC Game

+ WCC Tournament (Los Angeles, CA)

Gate City Shootout (Pocatello, ID)

^ Played at Spokane Arena (Spokane, WA)

& Dial Classic (Pullman, WA)

1997-98 (11-16 / 3-11 (7th) in WCC)

Coach Kellee Barney

Date	Opponent	W/L	Score
11/20	EASTERN WASHINGTON	W	87-46
11/26	at Eastern Washington	W	73-57
11/28	WASHINGTON STATE	L	59-78
12/2	MONTANA STATE	L	68-73
12/6	at Cal Poly	W	83-73
12/9	WASHINGTON	L	67-77
12/13	CONCORDIA (Ore)	W	96-57
12/15	MONTANA	W	68-65
12/19	at Idaho	W	75-73
12/29	at Weber State	W	83-80
1/2	WESTERN BAPTIST	W	89-47
1/6	at Boise State	L	65-75
1/8	* LOYOLA MARYMOUNT	W	71-59
1/10	* PEPPERDINE	L	81-84
1/15	* at San Diego	L	62-68
1/17	* at Saint Mary's	L	64-81
1/22	* SAINT MARY'S	L	63-88
1/24	* SAN DIEGO	L	50-57
1/30	* at San Francisco	L	57-75
1/31	* at Santa Clara	L	58-98
2/5	* SANTA CLARA	W	72-71
2/7	* SAN FRANCISCO	L	53-56
2/11	* PORTLAND	L	50-79
2/14	* at Portland	L	57-71
2/20	* at Pepperdine	L	59-79
2/21	* at Loyola Marymount	W	72-62
2/26	+ Pepperdine	L	56-75

* WCC Game

+ WCC Tournament (Santa Clara, CA)

1998-99 (8-19 / 4-10 (T6th) in WCC)

Coach Kellee Barney

Date	Opponent	W/L	Score
11/13	at Montana State	L	49-58
11/16	at Montana	L	63-79
11/20	EASTERN WASHINGTON	W	59-57
11/24	at Washington	L	57-92
11/29	BOISE STATE	L	49-68
12/5	# Arizona State	L	52-96
12/6	# Pacific	W	65-64
12/12	WEBER STATE	W	71-61
12/18	at Washington State	L	70-75
12/20	at Eastern Washington	L	63-65
12/30	CAL POLY	L	55-60
1/2	IDAHO	W	87-81
1/8	* at Loyola Marymount	L	57-64

1/9	* at Pepperdine	L	49-75
1/13	* PORTLAND	W	77-65
1/16	* at Portland	L	59-75
1/21	* SAN FRANCISCO	W	63-59
1/23	* SANTA CLARA	L	57-79
1/29	* at Santa Clara	L	64-79
1/30	* at San Francisco	L	70-88
2/4	* SAN DIEGO	W	64-48
2/6	* SAINT MARY'S	L	44-69
2/11	* at Saint Mary's	L	55-79
2/13	* at San Diego	L	54-72
2/18	* PEPPERDINE	L	64-77
2/20	* LOYOLA MARYMOUNT	W	69-57
2/25	+ Santa Clara	L	42-69

* WCC Game

+ WCC Tournament (Santa Clara, CA)

Wells Fargo Classic (Tempe, AZ)

1999-2000 (9-19 / 2-12 (8th) in WCC)

Coach Kellee Barney

Date	Opponent	W/L	Score
11/21	at San Jose State	W	82-65
11/23	at Pacific	L	70-84
11/26	at Brigham Young	L	58-77
11/30	at Eastern Washington	W	61-44
12/3	# American	L	64-65 (ot)
12/4	# Texas Southern	W	74-52
12/8	WASHINGTON STATE	W	82-66
12/12	MONTANA	W	43-41
12/17	EASTERN WASHINGTON	W	58-57
12/21	CAL POLY	W	70-48
12/30	UC-SANTA BARBARA	L	58-76
1/5	at Boise State	L	56-69
1/8	at Idaho	L	67-73
1/14	* at San Francisco	W	76-71
1/15	* at Santa Clara	L	66-98
1/20	* SAINT MARY'S	L	36-69
1/22	* SAN DIEGO	L	57-60
1/26	* PORTLAND	W	71-53
1/29	* at Portland	L	62-64
2/4	* at Pepperdine	L	67-89
2/5	* at Loyola Marymount	L	73-94
2/10	* LOYOLA MARYMOUNT	L	59-74
2/12	* PEPPERDINE	L	68-74
2/17	* at San Diego	L	64-77
2/19	* at Saint Mary's	L	68-76
2/24	* SANTA CLARA	L	71-84
2/26	* SAN FRANCISCO	L	70-76
3/2	+ Pepperdine	L	71-82

* WCC Game

+ WCC Tournament (Santa Clara, CA)

SW Airlines Lobo Classic (Albuquerque, NM)

2000-01 (5-23 / 0-14 (8th) in WCC)

Coach Kelly Graves

Date	Opponent	W/L	Score
11/18	BOISE STATE	W	72-60
11/22	at Cal Poly	L	51-60
11/24	# Tennessee-Chattanooga	L	60-72
11/25	# Illinois State	W	64-55
11/29	EASTERN WASHINGTON	L	57-59

2023-24 GONZAGA WOMEN'S BASKETBALL RECORD BOOK

12/2	BRIGHAM YOUNG	L	57-74
12/5	MONTANA STATE	L	47-61
12/7	UC RIVERSIDE	W	73-67
12/17	at Washington State	L	56-74
12/20	at Montana	W	74-73
12/22	at Montana State	L	47-68
12/30	at Sacramento State	L	58-71
1/2	& COLGATE	W	67-56
1/11	* SAN FRANCISCO	L	52-72
1/13	* SAINT MARY'S	L	36-62
1/18	* PORTLAND	L	53-54
1/21	* at Portland	L	40-52
1/25	* at San Diego	L	55-81
1/27	* at Santa Clara	L	48-74
2/1	* PEPPERDINE	L	56-61
2/3	* LOYOLA MARYMOUNT	L	58-62
2/9	* at Saint Mary's	L	50-63
2/10	* at San Francisco	L	60-88
2/16	* at Loyola Marymount	L	37-60
2/17	* at Pepperdine	L	55-78
2/22	* SANTA CLARA	L	54-70
2/24	* SAN DIEGO	L	80-84
3/1	+ Saint Mary's	L	59-84

* WCC Game

+ WCC Tournament (San Diego, CA)

Pacific Bell Classic (San Diego, CA)

& Played at Spokane Arena

2001-02 (11-18 / 2-12 (8th) in WCC)

Coach Kelly Graves

Date	Opponent	W/L	Score
11/16	# New Mexico State	L	71-78
11/17	# at Idaho State	W	83-68
11/20	& at Alaska Anchorage	W	98-45
11/21	& Iowa	L	73-90
11/24	PACIFIC	L	85-86 (ot)
11/29	at Washington State	L	72-80
12/1	SAINT MARTIN'S	W	79-51
12/4	at Eastern Washington	W	69-64
12/6	WHITWORTH	W	65-54
12/8	CAL STATE FULLERTON	W	89-48
12/14	at Boise State	L	59-71
12/31	at UC Riverside	W	75-64
1/2	at Sacramento State	W	89-55
1/5	MONTANA	W	57-50
1/10	* at Santa Clara	L	69-99
1/12	* at San Diego	W	75-65 (ot)
1/17	* PEPPERDINE	L	69-77
1/19	* LOYOLA MARYMOUNT	L	74-76 (ot)
1/25	* at San Francisco	L	58-73
1/26	* at Saint Mary's	L	49-69
1/31	* PORTLAND	L	59-62
2/3	* at Portland	W	71-65
2/7	* SAN DIEGO	L	48-63
2/9	* SANTA CLARA	L	75-81
2/15	* at Loyola Marymount	L	49-63
2/16	* at Pepperdine	L	66-73
2/21	* SAINT MARY'S	L	64-73
2/23	* SAN FRANCISCO	L	67-72
2/28	+ Pepperdine	L	64-68

* WCC Game

+ WCC Tournament (San Diego, CA)

American Dream Classic (Pocatello, ID)
& Great Alaska Shootout (Anchorage, AK)

2002-03 (18-12 / 9-5 (T2nd) in WCC)

Coach Kelly Graves

Date	Opponent	W/L	Score
11/22	at Oregon	L	72-83
11/25	MONTANA STATE NORTHERN	W	76-51
11/29	# at Hawai'i	L	61-71
11/30	# Denver	L	43-62
12/1	# Fordham	L	69-74
12/5	TEXAS PAN AMERICAN	W	71-55
12/7	SAN JOSE STATE	W	65-54
12/11	WASHINGTON STATE	W	77-57
12/15	WHITWORTH	W	85-36
12/12	WEBER STATE	L	49-52
12/29	BOISE STATE	W	82-55
12/31	at Cal State Fullerton	W	75-57
1/2	at UC Riverside	W	64-55
1/5	at Montana	L	68-73
1/8	EASTERN WASHINGTON	W	71-64
1/10	* at Pepperdine	L	63-78
1/11	* at Loyola Marymount	L	42-58
1/16	* SAN FRANCISCO	W	59-47
1/18	* SAINT MARY'S	W	67-53
1/25	* PORTLAND	W	72-59
1/30	* at San Diego	W	67-58
2/1	* at Santa Clara	L	41-65
2/6	* LOYOLA MARYMOUNT	W	67-64
2/8	* PEPPERDINE	L	60-66
2/14	* at Saint Mary's	W	67-43
2/15	* at San Francisco	L	57-59
2/22	* at Portland	W	64-50
2/27	* SANTA CLARA	W	69-53
3/1	* SAN DIEGO	W	86-72
3/8	+ Santa Clara	L	59-60 (ot)

* WCC Game

+ WCC Tournament (San Diego, CA)

Rainbow Wahine Classic (Honolulu, HI)

2003-04 (18-12 / 10-4 (T2nd) in WCC)

Coach Kelly Graves

Date	Opponent	W/L	Score
11/21	# Houston	L	54-66
11/22	# Butler	W	65-59
11/25	OREGON	L	57-73
11/28	& at Washington	L	56-70
11/29	& Yale	W	69-48
12/4	at Utah	L	64-88
12/6	at Weber State	L	54-72
12/10	BOISE STATE	W	75-54
12/12	at Portland State	W	69-61
12/14	UC RIVERSIDE	W	68-54
12/29	SEATTLE UNIVERSITY	W	76-40
12/31	Eastern Washington (Spokane Arena)	L	69-72
1/4	MONTANA	W	60-52
1/8	* PEPPERDINE	W	75-44
1/10	* LOYOLA MARYMOUNT	W	70-54
1/15	* at San Francisco	W	72-61 (ot)
1/17	* at Saint Mary's	L	48-60
1/24	* PORTLAND	W	64-55

2023-24 GONZAGA WOMEN'S BASKETBALL RECORD BOOK

1/29	* SANTA CLARA	W	77-69
1/31	* SAN DIEGO	W	61-58
2/5	* at Loyola Marymount	L	58-70
2/7	* at Pepperdine	L	62-73
2/12	* SAINT MARY'S	W	68-45
2/15	* SAN FRANCISCO	L	53-59
2/21	* at Portland	W	83-71
2/26	* at Santa Clara	W	80-67
2/28	* at San Diego	W	55-53
3/6	+ Pepperdine	W	66-64 (ot)
3/7	+ Loyola Marymount	L	58-61
3/19	\$ at Oregon State	L	64-69

* WCC Game
 + WCC Tournament (Santa Clara, CA)
 # Hawkeye Challenge (Iowa City, IA)
 & Seattle Times Classic (Seattle, WA)
 \$ Women's NIT (Corvallis, OR)

2004-05 (28-4 / 14-0 (1st) in WCC)
 Coach Kelly Graves

Date	Opponent	W/L	Score
11/20	UTAH VALLEY STATE	W	87-41
11/26	# Providence	W	85-38
11/27	# at New Mexico	L	54-76
11/30	at Eastern Washington	W	72-51
12/3	& Nevada	W	70-49
12/4	& at Arizona State	L	58-77
12/10	at Montana	W	57-51
12/12	at Boise State	W	61-59
12/18	IDAHO	W	70-53
12/20	PORTLAND STATE	W	66-48
12/29	UTAH	W	66-60
12/31	DENVER	W	63-39
1/3	SACRAMENTO STATE	W	71-56
1/6	* SANTA CLARA	W	85-50
1/8	* SAINT MARY'S	W	74-50
1/13	* at Loyola Marymount	W	67-59
1/15	* at Pepperdine	W	71-54
1/20	* SAN FRANCISCO	W	81-62
1/22	* SAN DIEGO	W	67-44
1/29	* at Portland	W	67-56
2/3	* at Saint Mary's	W	70-60
2/5	* at Santa Clara	W	66-61
2/10	* PEPPERDINE	W	61-51
2/12	* LOYOLA MARYMOUNT	W	70-48
2/17	* at San Francisco	W	70-62
2/19	* at San Diego	W	74-59
2/26	* PORTLAND	W	81-35
3/3	+ Portland	W	77-42
3/5	+ Pepperdine	W	58-40
3/6	+ at Santa Clara	L	66-77
3/16	\$ BRIGHAM YOUNG	W	71-57
3/21	! at Southwest Missouri State	L	66-85

* WCC Game
 + WCC Tournament (Santa Clara, CA)
 # Thanksgiving Classic (Albuquerque, NM)
 & Wells Fargo Holiday Classic (Tempe, AZ)
 \$ Sportsview.TV Women's NIT (Spokane, WA)
 ! Sportsview.TV Women's NIT (Springfield, MO)

2005-06 (16-14 / 11-3 (T1st) in WCC)

Coach Kelly Graves			
Date	Opponent	W/L	Score
11/18	San Jose State	L	61-69
11/20	EASTERN WASHINGTON	W	54-51
11/24	\$ Maryland	L	50-88
11/25	\$ Tennessee	L	65-79
11/26	\$ Michigan State	L	45-60
11/30	Idaho	L	62-69
12/2	# Northwestern State	W	92-68
12/3	# Northern Colorado	W	69-48
12/5	Sacramento State	L	54-73
12/10	Utah	L	54-81
12/18	MONTANA	L	60-72
12/21	Denver	L	52-60
12/23	SAN JOSE STATE	W	68-53
12/30	UTAH VALLEY STATE	L	51-60
1/2	PORTLAND STATE	W	81-57
1/6	* SANTA CLARA	W	70-60
1/8	* SAINT MARY'S	W	56-42
1/12	* Pepperdine	L	58-59 (ot)
1/14	* Loyola Marymount	L	46-75
1/19	* SAN DIEGO	W	81-66
1/21	* SAN FRANCISCO	W	54-42
1/29	* PORTLAND	W	67-60
2/2	* Santa Clara	L	52-74
2/4	* Saint Mary's	W	68-58
2/11	* Portland	W	46-41
2/16	* LOYOLA MARYMOUNT	W	53-43
2/18	* PEPPERDINE	W	55-38
2/23	* San Diego	W	58-51
2/25	* San Francisco	W	71-53
3/2	+ SAN FRANCISCO	L	67-75

* WCC Game
 + WCC Tournament (Spokane, WA)
 \$ Paradise Jam (St. Thomas - U.S. Virgin Islands)
 # John Ascuaga's Nugget Classic (Reno, NV)

2006-07 (24-10 / 13-1 (1st) in WCC)
 Coach Kelly Graves

Date	Opponent	W/L	Score
11/10	UTAH	W	57-45
11/12	UC DAVIS	W	73-70
11/16	SACRAMENTO STATE	W	84-43
11/19	Montana	L	78-88
11/21	Portland State	W	76-59
11/24	!UCLA	W	62-57
11/25	!North Carolina	L	101-63
11/26	!Hawai'i	L	57-68
11/30	SEATTLE PACIFIC	W	74-58
12/2	Purdue	L	44-69
12/6	ARIZONA STATE	L	66-81
12/9	Eastern Washington	W	103-102 (ot)
12/15	Washington	L	61-75
12/17	Marquette	L	60-74
12/20	DAVIDSON	L	69-77
12/30	MONTANA STATE	W	81-53
1/5	* Loyola Marymount	W	60-56
1/7	* Pepperdine	W	58-35
1/11	* SANTA CLARA	W	78-73 (ot)
1/13	* SAINT MARY'S	W	85-49
1/20	* PORTLAND	W	61-48
1/25	* San Francisco	W	58-53

2023-24 GONZAGA WOMEN'S BASKETBALL RECORD BOOK

1/27	* San Diego	W	87-82
2/1	* PEPPERDINE	L	56-70
2/3	* LOYOLA MARYMOUNT	W	66-56
2/8	* Saint Mary's	W	78-68
2/10	* Santa Clara	W	79-68
2/17	* Portland	W	88-58
2/22	* SAN DIEGO	W	71-58
2/24	* SAN FRANCISCO	W	57-37
3/1	+ Portland	W	68-55
3/3	+ San Francisco	W	59-38
3/4	+ Loyola Marymount	W	64-47
3/17	^ Middle Tennessee State	L	46-85

*** WCC Game**

+ WCC Tournament (Portland, OR)

! Rainbow Wahine Tournament (Honolulu, HI)

^ NCCA Tournament First Round (Stanford, CA)

2007-08 (25-9 / 13-1 (1st) in WCC)

Coach Kelly Graves

Date	Opponent	W/L	Score
11/12	WASHINGTON	W	97-72
11/17	NEVADA	W	93-55
11/19	MONTANA	W	87-71
11/23	MARQUETTE	W	77-64
11/25	Portland State	L	72-75
11/30	\$Arizona State	L	60-78
12/2	\$UC Riverside	L	65-75 (ot)
12/6	UC Davis	W	72-58
12/8	Sacramento State	W	75-63
12/16	Tennessee	L	73-96
12/19	PURDUE	L	61-64
12/21	Montana State	W	82-68
12/29	EASTERN WASHINGTON	W	97-61
12/31	Utah Valley	L	73-94
1/3	Saint Joseph's	W	67-43
1/10	* PEPPERDINE	W	68-56
1/12	* LOYOLA MARYMOUNT	W	81-65
1/17	* San Diego	W	83-76
1/19	* San Francisco	W	74-70
1/26	* PORTLAND	W	76-50
1/31	* SAINT MARY'S	W	74-50
2/2	* SANTA CLARA	W	88-52
2/7	* Loyola Marymount	L	60-75
2/9	* Pepperdine	W	92-85
2/14	* SAN FRANCISCO	W	90-42
2/16	* SAN DIEGO	W	76-60
2/23	* PORTLAND	W	87-67
2/28	* SANTA CLARA	W	80-71
3/1	* Saint Mary's	W	79-63
3/6	+ Pepperdine	W	77-67
3/8	+ Saint Mary's	W	81-64
3/9	+ San Diego	L	66-70
3/20	^ UC DAVIS	W	81-60
3/24	% Colorado	L	68-82

*** WCC Game**

+ WCC Tournament (San Diego, CA)

! Arizona State Classic (Tempe, AZ)

^ WNIT First Round (Spokane, WA)

% WNIT Second Round (Boulder, CO)

2008-09 (27-7 / 12-2 (1st) in WCC)

Coach Kelly Graves

Date	Opponent	W/L	Score
11/14	EASTERN OREGON	W	101-44
11/16	Washington	W	64-59
11/19	UTAH VALLEY	W	95-79
11/21	MONTANA STATE	W	100-47
11/23	Wyoming	W	68-58
11/28	!Marquette	L	77-80
11/29	!Utah	W	60-55
11/30	!Virginia	W	69-62
12/4	Eastern Washington	W	71-56
12/7	UC Santa Barbara	L	47-59
12/12	SOUTH DAKOTA STATE	L	64-78
12/14	PORTLAND STATE	W	86-61
12/19	Montana	W	69-63
12/22	WYOMING	W	67-38
12/30	TENNESSEE	L	58-77
1/2	SAINT JOSEPH'S	W	93-70
1/10	*Portland	W	60-49
1/15	*Santa Clara	W	65-47
1/17	*San Francisco	W	63-42
1/22	*PEPPERDINE	W	66-43
1/24	*LOYOLA MARYMOUNT	W	83-58
1/29	*Saint Mary's	W	91-63
1/31	*San Diego	W	109-73
2/8	*PORTLAND	L	67-70
2/12	*SAINT MARY'S	W	84-56
2/14	*SAN FRANCISCO	W	71-35
2/19	*Loyola Marymount	W	81-78
2/21	*Pepperdine	L	62-72
2/26	*SANTA CLARA	W	92-63
2/28	*SAN DIEGO	W	77-67
3/8	+Loyola Marymount	W	74-63
3/9	+San Diego	W	66-55
3/21	%Xavier	W	74-59
3/23	%Pittsburgh	L	60-65

*** WCC Game**

+ WCC Tournament (Las Vegas, NV)

! WBCA Classic (Milwaukee, WI)

^ NCAA First & Second Rounds (Seattle, WA)

2009-10 (29-5 / 14-0 (1st) in WCC)

Coach Kelly Graves

Date	Opponent	W/L	Score
11/13	South Dakota State	L	71-75 (ot)
11/16	Idaho	W	80-57
11/19	USC	W	70-58
11/22	WASHINGTON	W	81-52
11/25	NORTH DAKOTA	W	85-46
11/29	Stanford	L	74-105
12/1	EASTERN WASHINGTON	W	87-61
12/4	Montana State	W	87-72
12/6	CS NORTHRIDGE	W	80-47
12/11	MONTANA	W	75-48
12/13	Portland State	W	64-57
12/19	# Baylor	L	49-70
12/20	# Texas A&M	L	76-80
12/27	UC IRVINE	W	96-57
12/30	UC SANTA BARBARA	W	88-52
1/9	* PORTLAND	W	90-54
1/14	* SAINT MARY'S	W	87-52
1/16	* SAN DIEGO	W	75-46

2023-24 GONZAGA WOMEN'S BASKETBALL RECORD BOOK

1/21	* Pepperdine	W	107-64
1/23	* Loyola Marymount	W	91-77
1/28	* SANTA CLARA	W	81-43
1/30	* SAN FRANCISCO	W	93-53
2/6	* Portland	W	70-58
2/11	* Saint Mary's	W	88-75
2/13	* San Diego	W	75-61
2/18	* LOYOLA MARYMOUNT	W	73-40
2/20	* PEPPERDINE	W	87-45
2/25	* Santa Clara	W	83-52
2/27	* San Francisco	W	83-35
3/7	+ Santa Clara	W	87-47
3/8	+ Pepperdine	W	76-48
3/20	^ North Carolina	W	82-76
3/22	^ Texas A&M	W	72-71
3/27	! Xavier	L	56-74

*** WCC Game**

+ WCC Tournament (Las Vegas, NV)

Las Vegas Holiday Hoops Classic (Las Vegas, NV)

^ NCAA First & Second Rounds (Seattle, WA)

! NCAA Regional Semifinal (Sacramento, CA)

2010-11 (31-5 / 14-0 (1st) in WCC)

Coach Kelly Graves

Date	Opponent	W/L	Score
11/12	at USC	L	73-79
11/14	WHITMAN	W	114-40
11/21	STANFORD	L	78-84
11/23	at North Dakota	W	83-45
11/26	@ Mississippi	L	52-53
11/27	@ North Carolina Central	W	94-52
11/28	@ Washington State	W	67-65
12/3	at Eastern Washington	W	101-74
12/5	at Montana	W	80-62
12/11	WASHINGTON STATE	W	80-62
12/17	IDAHO	W	93-75
12/21	BYU	W	91-64
12/23	CAL STATE FULLERTON	W	101-52
12/29	+ Notre Dame	L	61-70
12/30	+ at Seattle	W	91-64
1/3	SOUTHERN UTAH	W	102-61
1/8	* at Portland	W	81-55
1/13	* at Pepperdine	W	80-61
1/15	* at Loyola Marymount	W	65-59
1/20	* SANTA CLARA	W	89-53
1/22	* SAN FRANCISCO	W	97-60
1/27	* at Saint Mary's	W	106-77
1/29	* at San Diego	W	70-49
2/4	* PORTLAND	W	87-67
2/10	* LOYOLA MARYMOUNT	W	82-42
2/12	* PEPPERDINE	W	73-59
2/17	* at Santa Clara	W	93-65
2/19	* at San Francisco	W	103-59
2/24	* SAINT MARY'S	W	106-66
2/26	* SAN DIEGO	W	80-58
3/6	# Portland	W	96-71
3/7	# Saint Mary's	W	72-46
3/19	^ IOWA	W	92-86
3/21	^ UCLA	W	89-75
3/26	! Louisville	W	76-69
3/28	& Stanford	L	60-83

@ Rainbow Wahine Showdown (Honolulu, HI)

+ Holiday Hoops Classic (Seattle, WA)

*** WCC Game**

WCC Tournament (Las Vegas, NV)

^ NCAA First & Second Rounds (Spokane, WA)

! NCAA Regional Semifinal (Spokane, WA)

& NCAA Regional Final (Spokane, WA)

2011-12 (28-6 / 14-2 (1st) in WCC)

Coach Kelly Graves

Date	Opponent	W/L	Score
11/11	HOFSTRA	W	101-88
11/13	Stanford	L	61-76
11/17	Idaho	W	91-42
11/27	PORTLAND STATE	W	99-69
11/30	Washington State	W	71-69
12/2	Cal State Fullerton	W	73-60
12/4	USC	L	51-58
12/9	EASTERN WASHINGTON	W	75-69
12/11	MONTANA	W	70-54
12/17	UC RIVERSIDE	W	83-56
12/19	+ Georgia	W	71-68
12/21	+ Dayton	W	82-76
12/29	* Portland	W	80-65
1/1	Saint Francis	W	87-52
1/5	* Pepperdine	W	79-50
1/7	* Loyola Marymount	W	80-54
1/12	* SAN FRANCISCO	W	87-52
1/14	* SAINT MARY'S	L	63-66
1/19	* Santa Clara	W	81-68
1/21	* San Diego	W	54-44
1/26	* LOYOLA MARYMOUNT	W	79-61
1/28	* Saint Mary's	W	75-70
2/2	* PORTLAND	W	77-56
2/4	* SAN DIEGO	W	69-58
2/9	* BYU	L	40-70
2/11	* San Francisco	W	79-59
2/16	* SANTA CLARA	W	87-55
2/18	* PEPPERDINE	W	66-40
2/25	* BYU	W	77-60
3/3	^ Saint Mary's	W	83-78
3/5	^ BYU	L	66-78
3/17	! RUTGERS	W	86-73
3/19	! MIAMI	W	65-54
3/25	& Kentucky	L	62-79

+ Las Vegas Holiday Hoops Classic (Las Vegas, NV)

*** WCC Game**

^ WCC Tournament (Las Vegas, NV)

! NCAA First & Second Rounds (Spokane, WA)

& NCAA Regional Semifinal (Kingston, RI)

2012-13 (27-6 / 15-1 (1st) in WCC)

Coach Kelly Graves

Date	Opponent	W/L	Score
11/9	UC Riverside	W	60-53
11/11	USC	W	63-52
11/16	WISCONSIN	W	62-53
11/18	MONMOUTH	W	77-51
11/20	@ Missouri State	W	80-66
11/21	@ Louisville	L	42-55
11/22	@ Winthrop	W	80-66
12/2	STANFORD	L	41-69

2023-24 GONZAGA WOMEN'S BASKETBALL RECORD BOOK

12/4	EASTERN WASHINGTON	W	65-50
12/7	Portland State	W	54-40
12/9	CAL STATE FULLERTON	W	83-44
12/17	OHIO STATE	L	60-65
12/20	IDAHO	W	97-62
12/29	WASHINGTON STATE	L	51-57
1/3	* SAN DIEGO	W	77-57
1/5	* SANTA CLARA	W	79-50
1/10	* Saint Mary's	L	51-54
1/14	* Portland	W	82-51
1/17	* BYU	W	74-59
1/19	* San Diego	W	62-50
1/24	* Pepperdine	W	80-46
1/31	* LOYOLA MARYMOUNT	W	79-57
2/2	* PEPPERDINE	W	81-52
2/7	* San Francisco	W	84-46
2/9	* Loyola Marymount	W	70-56
2/14	* SAINT MARY'S	W	69-54
2/16	* SAN FRANCISCO	W	101-65
2/21	* Santa Clara	W	70-55
2/23	* BYU	W	66-55
2/28	PORTLAND	W	59-56
3/9	^ BYU	W	62-43
3/11	^ San Diego	W	62-50
3/23	! Iowa State	L	60-72

@ **Hardwood Tournament of Hope (Puerto Vallarta)**

* **WCC Game**

^ **WCC Tournament (Las Vegas, NV)**

! **NCAA First Round (Spokane, WA)**

2013-14 (29-5 / 16-2 (1st) in WCC)

Coach Kelly Graves

Date	Opponent	W/L	Score
11/8	IDAHO	W	64-56
11/9	UT-MARTIN	W	91-54
11/14	@ Oklahoma	L	78-82
11/20	EASTERN WASHINGTON	W	78-58
11/30	COLGATE	W	81-31
12/2	FAIRFIELD	W	82-42
12/6	PORTLAND STATE	W	96-47
12/8	Ohio State	W	59-58
12/10	Wisconsin	W	70-55
12/14	Stanford	L	45-73
12/16	UC RIVERSIDE	W	87-43
12/21	Washington State	W	70-62
12/28	* Saint Mary's	L	78-79 (ot)
12/30	* Pacific	W	83-68
1/3	* Portland	W	56-24
1/9	* BYU	W	68-42
1/11	* SAN DIEGO	W	79-50
1/17	* San Francisco	W	68-40
1/19	* Santa Clara	W	67-61
1/23	* Loyola Marymount	W	91-82 (ot)
1/25	* Pepperdine	W	69-39
1/30	* SANTA CLARA	W	89-37
2/1	* SAN FRANCISCO	W	101-66
2/6	* PEPPERDINE	W	86-51
2/8	* LOYOLA MARYMOUNT	W	88-51
2/13	* San Diego	W	66-48
2/15	* BYU	L	52-62
2/22	* PORTLAND	W	72-61
2/27	* SAINT MARY'S	W	75-65

3/1	* PACIFIC	W	81-77
3/7	^ San Francisco	W	81-68
3/10	^ Saint Mary's	W	68-60
3/11	^ BYU	W	71-57
3/23	! James Madison	L	63-72

@ **Preseason WNIT (Spokane/Norman, OK)**

* **WCC Game**

^ **WCC Tournament (Las Vegas, NV)**

! **NCAA First Round (College Station, TX)**

2014-15 (26-8 / 16-2 (1st) in WCC)

Coach Lisa Fortier

Date	Opponent	W/L	Score
11/16	DAYTON	W	75-65
11/18	IDAHO STATE	W	88-63
11/21	Montana State	W	89-60
11/28	@ American	L	56-59
11/29	@ Iowa	L	67-79
12/3	Eastern Washington	W	61-60
12/7	PORTLAND STATE	W	73-41
12/9	WASHINGTON STATE	L	58-59
12/12	Wyoming	W	70-56
12/15	Northwestern	L	43-62
12/20	SOUTHERN UTAH	W	70-51
12/27	* BYU	W	78-62
12/29	* SAN DIEGO	W	67-49
1/3	* PORTLAND	W	79-57
1/8	* San Francisco	W	75-64
1/10	* Santa Clara	W	78-70
1/15	* PEPPERDINE	W	73-64
1/17	* LOYOLA MARYMOUNT	W	76-62
1/22	* Saint Mary's	W	52-42
1/24	* Pacific	W	73-63
1/31	* Portland	W	85-63
2/5	* SANTA CLARA	W	76-49
2/7	* SAN FRANCISCO	W	91-84 (4ot)
2/12	* Loyola Marymount	W	82-59
2/14	* Pepperdine	W	78-56
2/19	* SAINT MARY'S	W	80-72
2/21	* PACIFIC	L	59-71
2/26	* San Diego	L	62-75
2/28	* BYU	W	73-66
3/6	^ Loyola Marymount	W	70-50
3/9	^ BYU	L	55-61
3/20	! George Washington	W	82-69
3/22	! Oregon State	W	76-64
3/28	& Tennessee	L	69-73 (ot)

@ **South Point Thanksgiving Shootout (Las Vegas, NV)**

* **WCC Game**

^ **WCC Tournament (Las Vegas, NV)**

! **NCAA First and Second Rounds (Corvallis, OR)**

& **NCAA Regional Semifinal (Spokane, WA)**

2015-16 (19-14 / 10-8 (5th) in WCC)

Coach Lisa Fortier

Date	Opponent	W/L	Score
11/13	AIR FORCE	W	88-35
11/15	STANFORD	L	48-65
11/19	EASTERN WASHINGTON	W	78-56
11/22	@ WEST VIRGINIA	W	62-57
11/23	@ GRAND CANYON	W	70-44

2023-24 GONZAGA WOMEN'S BASKETBALL RECORD BOOK

11/24	@ SOUTHERN CALIFORNIA	L	56-60
11/29	# North Carolina	L	62-67
12/3	WYOMING	W	61-57 (ot)
12/6	MONTANA STATE	W	65-52
12/8	Washington State	L	48-55
12/11	Dayton	W	55-47
12/13	Colgate	W	80-50
12/21	* Pepperdine	W	74-57
12/23	* Loyola Marymount	W	66-59
12/31	* SAN FRANCISCO	W	68-47
1/2	* SANTA CLARA	W	53-44
1/9	* Portland	W	71-63
1/14	* BYU	L	54-58
1/16	* San Diego	L	54-63
1/21	* SAINT MARY'S	L	68-69
1/23	* PACIFIC	W	68-61
1/28	* Santa Clara	L	64-71
1/30	* San Francisco	L	52-71
2/4	* LOYOLA MARYMOUNT	W	83-68
2/6	* PEPPERDINE	W	56-39
2/13	* PORTLAND	W	86-51
2/18	* Saint Mary's	L	47-66
2/20	* Pacific	L	83-84 (ot)
2/25	* SAN DIEGO	L	57-58
2/27	* BYU	W	73-55
3/3	^ Santa Clara	L	58-59
3/17	! UC RIVERSIDE	W	88-54
3/21	! UTAH	L	77-92

@ Hall of Fame Challenge (Spokane, WA)

Hall of Fame Challenge (Uncasville, CT)

* WCC Game

^ WCC Tournament (Las Vegas, NV)

! WNIT First and Second Rounds (Spokane, WA)

2016-17 (26-6 / 14-4 (1st) in WCC)

Coach Lisa Fortier

Date	Opponent	W/L	Score
11/12	NICHOLLS STATE	W	78-46
11/13	UC IRVINE	W	102-38
11/18	Stanford	W	68-63
11/24	% Michigan	L	66-78
11/25	% Florida State	L	69-87
11/26	% Winthrop	W	71-41
12/3	PRESBYTERIAN	W	79-39
12/8	WASHINGTON STATE	W	79-61
12/11	Eastern Washington	W	73-54
12/19	NORTHWESTERN	W	67-56
12/22	COLGATE	W	72-42
12/29	* Pepperdine	L	69-79
12/31	* PACIFIC	L	63-65
1/5	* SAN FRANCISCO	W	61-46
1/7	* PORTLAND	W	67-55
1/12	* Loyola Marymount	W	80-56
1/14	* Saint Mary's	W	79-75
1/19	* SANTA CLARA	W	51-39
1/21	* Portland	W	85-50
1/26	* San Diego	W	57-55
1/28	* PEPPERDINE	W	83-61
2/2	* BYU	W	87-52
2/4	* Santa Clara	W	50-49
2/9	* LOYOLA MARYMOUNT	W	73-61
2/11	* SAINT MARY'S	W	59-58

2/16	* San Francisco	L	72-77
2/18	* Pacific	W	74-58
2/23	* SAN DIEGO	W	62-57
2/25	* BYU	L	63-71
3/3	^ Pacific (Quarterfinals)	W	91-59
3/6	^ San Francisco (Semifinals)	W	77-46
3/7	^ Saint Mary's (Championship)	W	86-75
3/18	! Oklahoma	L	62-75

% Paradise Jam (St. Thomas, U.S. Virgin Islands)

* WCC Game

^ WCC Tournament (Las Vegas, NV)

! NCAA First and Second Rounds (Seattle, WA)

2017-18 (27-6 / 17-1 (1st) in WCC)

Coach Lisa Fortier

Date	Opponent	W/L	Score
11/13	Colorado State	L	49-65
11/18	Montana	W	70-55
11/23	% Belmont	L	63-71
11/24	% Kent State	W	77-57
11/25	% DePaul	L	71-88
11/30	EASTERN WASHINGTON	W	69-45
12/2	PORTLAND STATE	W	91-52
12/6	Washington State	W	64-56
12/9	UNLV	L	50-52
12/17	SAINT FRANCIS (PA)	W	97-74
12/21	WESTERN ILLINOIS	W	80-65
12/28	* Pacific	W	99-72
12/30	* Santa Clara	W	63-51
1/4	* PEPPERDINE	W	73-51
1/6	* LOYOLA MARYMOUNT	W	77-67
1/11	* Portland	W	70-56
1/13	* SAN FRANCISCO	W	74-47
1/18	* Saint Mary's	W	73-65
1/20	* SANTA CLARA	W	71-44
1/25	* PORTLAND	W	75-36
1/27	* San Francisco	W	81-57
2/1	* San Diego	W	63-44
2/3	* BYU	W	84-70
2/8	* PACIFIC	W	90-66
2/10	* SAINT MARY'S	L	56-72
2/15	* Loyola Marymount	W	75-69
2/17	* Pepperdine	W	67-48
2/22	* SAN DIEGO	W	58-54
2/24	* BYU	W	62-37
3/3	^ Pepperdine (Quarterfinals)	W	81-70
3/6	^ San Francisco (Semifinals)	W	65-53
3/7	^ San Diego (Championship)	W	79-71
3/17	! Stanford	L	68-82

% Play4Kay Showcase (Las Vegas, NV)

* WCC Game

^ WCC Tournament (Las Vegas, NV)

! NCAA First and Second Rounds (Stanford, CA)

2018-19 (29-5 / 16-2 in WCC)

Coach Lisa Fortier

Date	Opponent	W/L	Score
11/7	MONTANA	W	76-52
11/11	Eastern Washington	W	63-51
11/13	IDAHO STATE	W	70-51
11/17	UNLV	W	70-59
11/22	! Notre Dame	L	65-81
11/23	! Rutgers	W	57-40

2023-24 GONZAGA WOMEN'S BASKETBALL RECORD BOOK

11/24	! vs. Western Kentucky	W	76-55
11/28	COLORADO STATE	W	50-39
12/2	STANFORD	W	79-73
12/9	WASHINGTON STATE	W	76-53
12/16	Missouri State	W	70-67
12/21	IDAHO	W	88-51
12/29	* Loyola Marymount	W	78-53
12/31	* Pepperdine	W	79-54
1/3	* SAINT MARY'S	W	74-62
1/5	* PACIFIC	W	88-65
1/12	* PORTLAND	W	97-71
1/17	* BYU	L	68-70
1/19	* San Diego	W	86-61
1/24	* SAN FRANCISCO	W	78-51
1/26	* SANTA CLARA	W	78-61
1/31	* Pacific	W	63-51
2/2	* Saint Mary's	W	66-52
2/9	* Portland	W	93-62
2/14	* SAN DIEGO	W	71-44
2/16	* BYU	L	64-66
2/21	* Santa Clara	W	74-61
2/23	* San Francisco	W	64-44
2/28	* PEPPERDINE	W	83-60
3/2	* LOYOLA MARYMOUNT	W	68-58
3/11	^ Saint Mary's	W	78-77 2OT
3/12	^ BYU	L	68-82
3/23	& UALR	W	68-51
3/25	& Oregon State	L	70-76

*** WCC Conference Game**

! Vancouver Showcase (Vancouver, B.C.)

^ WCC Tournament (Las Vegas, NV)

& NCAA First and Second Rounds (Corvallis, Ore.)

2019-20 (28-3 / 17-1 in WCC)

Coach Lisa Fortier

Date	Opponent	W/L	Score
11/10	CSU BAKERSFIELD	W	92-48
11/14	TENNESSEE MARTIN	W	78-55
11/17	Stanford	L	70-76 OT
11/22	EASTERN WASHINGTON	W	84-44
11/29	! vs. Dayton	W	76-65
11/30	! vs. Middle Tennessee	W	62-50
12/1	! vs. Purdue	W	63-50
12/5	Montana State	W	70-55
12/8	Washington State	W	76-53
12/14	TEXAS SOUTHERN	W	80-45
12/17	Wyoming	W	65-54
12/20	MISSOURI STATE	W	64-52
12/29	* PORTLAND	W	62-57
1/2	* BYU	W	55-43
1/4	* San Diego	W	57-42
1/9	* SAINT MARY'S	W	74-49
1/11	* PACIFIC	W	68-67
1/16	* Santa Clara	W	67-52
1/18	* San Francisco	W	69-46
1/23	* PEPPERDINE	W	70-36
1/25	* LOYOLA MARYMOUNT	W	78-52
1/30	* SAN DIEGO	W	57-46
2/1	* BYU	W	59-44
2/6	* Pacific	W	83-65
2/8	* Saint Mary's	L	60-70

2/13	* SAN FRANCISCO	W	56-38
2/15	* SANTA CLARA	W	53-46
2/20	* Loyola Marymount	W	75-47
2/22	* Pepperdine	W	64-50
2/29	* Portland	W	56-42
3/9	% vs. Portland	L	69-70

*** WCC Conference Game**

! Gulf Coast Showcase (Estero, FL)

% West Coast Conference Tournament (Las Vegas)

2020-21 (23-4, 16-1 in WCC)

Coach Lisa Fortier

Date	Opponent	W/L	Score
11/28	! vs. Oklahoma		CANCELLED+
1/29	! vs. South Carolina	L	72-79
11/30	! vs. South Dakota	W	54-50
12/6	at South Dakota State	L	75-72 OT
12/8	at Wyoming	W	89-50
12/13	MONTANA	W	58-51
12/20	^ vs. Eastern Michigan	W	77-68
12/21	^ vs. North Alabama	W	87-57
12/28	* Loyola Marymount	W	65-62
12/30	* Pepperdine	W	58-42
1/2	* SAINT MARY'S	W	69-37
1/4	* PACIFIC	W	79-59
1/9	* PORTLAND	W	75-43
1/14	* Santa Clara	W	71-52
1/16	* San Francisco	W	76-52
1/21	* SAN DIEGO		CANCELLED+
1/23	* BYU		POSTPONED+
1/24	* Portland	W	79-61
1/28	* Pacific	W	77-65
1/30	* Saint Mary's	W	79-52
2/2	* BYU	W	63-56
2/11	* SAN FRANCISCO	W	79-66
2/13	* SANTA CLARA	W	67-50
2/18	* BYU	L	56-61
2/20	* San Diego	W	69-47
2/25	* PEPPERDINE	W	95-49
2/27	* LOYOLA MARYMOUNT	W	77-39
3/8	% Santa Clara	W	72-62
3/9	% BYU	W	43-42
3/22	\$ Belmont	L	59-64

*** WCC Conference Game**

! Bad Boy Mowers Crossover Classic (Sioux Falls, SD)

^ Holiday Hoops Classic (Las Vegas)

% West Coast Conference Tournament (Las Vegas)

\$ NCAA First Round (San Marcos, Texas)

+ Due to COVID-19 protocols within the opposing program

2021-22 (27-7, 15-2 in WCC)

Coach Lisa Fortier

Date	Opponent	W/L	Score
11/11	MONTANA STATE	W	72-47
11/14	Montana	W	67-60
11/18	IDAHO STATE	W	69-39
11/21	STANFORD	L	62-66
11/26	! vs. Utah	W	89-71
11/27	! vs. Eastern Illinois	W	74-53

2023-24 GONZAGA WOMEN'S BASKETBALL RECORD BOOK

11/28	! vs. Hawaii	W	68-49
12/3	WYOMING	W	54-57
12/8	WASHINGTON STATE	L	49-51
12/12	STEPHEN F. AUSTIN	W	64-54
12/19	UC Davis	L	66-69
12/21	Eastern Washington	W	76-48
1/6	* Portland	W	76-65
1/9	Stanford	L	50-66
1/13	* Pacific	W	92-51
1/15	* SAN DIEGO	W	76-66
1/20	* PORTLAND	W	68-59
1/22	* Saint Mary's	W	66-53
1/27	* Pepperdine	W	66-54
1/29	* San Diego	W	69-43
2/3	* PACIFIC	W	79-38
2/5	* BYU	L	50-62
2/7	* SAN FRANCISCO	W	55-49
2/10	* Santa Clara	W	72-55
2/12	* San Francisco	W	83-82
2/17	* SAINT MARY'S	W	85-49
2/19	* BYU	L	39-63
2/21	* SANTA CLARA	W	74-58
2/24	* PEPPERDINE	W	85-41
2/26	* LOYOLA MARYMOUNT	W	83-62
3/7	% San Francisco	W	69-55
3/8	% BYU	W	71-59
3/18	\$ Nebraska	W	68-55
3/20	^ Louisville	L	59-68

* WCC Conference Game

! Rainbow Wahine Showdown (Honolulu, Hawaii)

% West Coast Conference Tournament (Las Vegas)

\$ NCAA First Round (Louisville, Kentucky)

^ NCAA Second Round (Louisville, Kentucky)

2022-23 (28-5, 17-1 in WCC)

Coach Lisa Fortier

Date	Opponent	W/L	Score
11/10	LONG BEACH STATE	W	80-54
11/12	SOUTHERN UTAH	W	91-38
11/15	Wyoming	W	66-64
11/19	! Louisville	W	79-67 (OT)
11/20	! Marquette	L	66-70
11/21	! Tennessee	W	73-72
11/28	MAINE	W	62-43
12/1	Stephen F. Austin	W	71-59
12/4	Stanford	L	63-84
12/6	QUEENS UNIVERSITY	W	73-49
12/11	UC DAVIS	W	73-55
12/17	* BYU	W	67-58
12/19	* SAN DIEGO	W	70-59
12/21	MONTANA	W	82-67
12/29	* Pepperdine	W	77-63
12/31	* Loyola Marymount	W	96-51
1/5	* SAN FRANCISCO	W	63-52
1/7	* SANTA CLARA	W	78-61
1/14	* Portland	W	73-66
1/19	* Pacific	W	81-78
1/21	* Saint Mary's	W	82-57
1/26	* LOYOLA MARYMOUNT	W	66-55
1/28	* PEPPERDINE	W	67-49
2/2	* Santa Clara	L	72-77
2/4	* San Francisco	W	78-56
2/11	* PORTLAND	W	63-53

2/16	* PACIFIC	W	69-58
2/18	* SAINT MARY'S	W	65-51
2/23	* San Diego	W	73-61
2/25	* at BYU	W	58-51
3/6	% BYU	W	79-64
3/7	% Portland	L	60-64
3/17	\$ Ole Miss	L	48-71

* WCC Conference Game

! Bad Boy Mowers Battle 4 Atlantis (Paradise Islands, Bahamas)

% West Coast Conference Tournament (Las Vegas)

\$ NCAA First Round (Palo Alto, California)

INDIVIDUAL BULLDOG SUCCESS




JILL BARTA

No. 32 Pick In 2018 WNBA Draft
2017-18 WCC Player of the Year
2017-18 ALL-WCC First Team
2018 WCC All-Tournament
2018 WCC Tournament MOP
2018 WBCA Honorable Mention All-American
2017-18 Preseason All-WCC
2016-17 ALL-WCC First Team
2017 WCC All-Tournament
2017 WCC Tournament MOP
2016-17 Preseason All-WCC
5X WCC Player of the Week
2015-16 ALL-WCC First Team
2015-16 WCC All-Freshman Team
1000-Point Club
600-Rebound Club
School Record (7 30-point games)
School Record (22 rebounds in a game)



JANELLE BEKKERING

2010-11 WCC Honorable Mention
2010-11 WCC Winter All-Academic
2010-11 Capital One Academic All-District 8
2010 Canadian National Team
2009 Canadian National Team
2008-09 WCC All-Tournament
2008-09 WCC All-Academic



HEATHER BOWMAN

2009-10 Gonzaga Senior Athlete of the Year
2009-10 WCC All-Tournament
2009-10 All-WCC
2009-10 Wooden Award Preseason List
2008-09 WCC All-Tournament
2008-09 All-WCC
2007-08 WCC Player of the Year
2007-08 All-WCC
2006-07 WCC Newcomer of the Year
2007 WCC Tournament MVP
2006-07 All-WCC
2006-07 All-WCC Freshman Team



KELLY GRAVES

2013-14 WCC Coach of the Year
2012-13 WCC Coach of the Year
2010-11 WCC Coach of the Year
2009-10 WCC Coach of the Year
2007-08 WCC Coach of the Year
2006-07 WCC Coach of the Year
2004-05 WBCA Region VIII Coach of the Year
2004-05 WCC Coach of the Year
2002-03 WCC Coach of the Year



SUNNY GREINACHER

2015 NCAA Tournament Spokane Regional All-Tournament
2015 WCC All-Tournament
2014-15 All-WCC First Team
2014 WCC Championship Most Outstanding Player
2013-14 All-WCC First Team
2012-13 All-WCC Honorable Mention
2011-12 WCC All-Freshman Team



STEPHANIE HAWK

2006-07 WCC Player of the Year
2006-07 AP Honorable Mention All-America
2006-07 First Team All-WCC
2007 WCC All-Tournament
2006-07 Gonzaga Senior Athlete of the Year
2006-07 WCC All-Academic
2006-07 ESPN The Magazine Academic All-District
2005-06 First Team All-WCC
2005-06 WCC All-Academic



TAEOR KARR

2012-13 WCC Player of the Year
2012-13 All-WCC
2012-13 WCC All-Tournament
2011-12 Nation's Assist-to-Turnover ratio leader



KIARA KUDRON

2016-17 All-WCC First Team
2017 WCC All-Tournament
2016-17 Academic All-WCC
2016-17 DI-AAA Scholar Athlete
2015-16 Honorable Mention Academic All-WCC
600-Rebound Club



SHANNON MATHEWS

2004-05 WCC Player of the Year
2004-05 AP Honorable Mention All-America
2004-05 First Team All-WCC
2004-05 Gonzaga Senior Athlete of the Year
2004-05 WCC All-Academic
2003-04 First Team All-WCC
2003-04 WCC All-Academic
2002-03 All-WCC Honorable Mention
2002-03 WCC All-Academic



HAIDEN PALMER

2013-14 WCC Female Scholar-Athlete of the Year
2013-14 AP Honorable Mention All-America
2013-14 All-WCC
2012-13 WCC Tournament MVP
2012-13 All-WCC
2011-12 WCC Co-Newcomer of the Year
2011-12 All-WCC Honorable Mention



KATELAN REDMON

No. 36 Pick In 2012 WNBA Draft
2011-12 All-WCC
2011 USA Pan American Games National Team
2010-11 All-WCC
2009-10 WCC Newcomer of the Year



JAMI SCHAEFER

2008-09 WCC All-Academic
2008-09 I-AAA Scholar-Athlete Team
2008-09 ESPN The Magazine Academic All-District
2007-08 WCC Defensive Player of the Year
2007-08 Honorable Mention All-WCC
2007-08 WCC All-Academic
2007-08 1-AAA Scholar-Athlete Team
2007-08 ESPN The Magazine Academic All-District
2007 WCC All-Tournament
2006-07 ESPN The Magazine Academic All-District
2005-06 All-WCC Freshman Team




KAYLA STANDISH

No. 19 Pick In 2012 WNBA Draft
2012 Kingston Regional All-Tournament Team
2011-12 All-WCC
2011-12 WCC All-Tournament
2011 USA Pan American Games National Team
2010-11 All-WCC
2010-11 WCC All-Tournament



ELLE TINKLE

Gonzaga All-Time Wins Leader (113)
2016-17 All-WCC Second Team
2016-17 Academic All-WCC
2016-17 Preseason All-WCC
2015-16 Preseason All-WCC
2015-16 Honorable Mention Academic All-WCC
2014-15 Academic All-WCC
2014-15 All-WCC First Team



JILL TOWNSEND

2021 Senior CLASS Award First Team All-American
2021 Honorable Mention Associated Press All-American
2021 First Team All-WCC
2021 WCC Tournament Most Outstanding Player
2021 WCC All-Academic Honorable Mention
2021 Jersey Mike's Naismith Trophy Watch List
2021 Ann Meyers Drysdale Award Preseason Watch List
2020 Bad Boy Mowers Crossover Classic All-Tournament Team
2020 WCC Player of the Year
2020 All-WCC First Team
2020 WCC All-Academic Honorable Mention
2019 All-WCC Honorable Mention
2019 WCC All-Academic Honorable Mention

COURTNEY VANDERSLOOT

No. 3 Pick In 2011 WNBA Draft
2010-11 Frances Pomeroy Naismith Award
2010-11 WBCA State Farm All-American
2010-11 John R. Wooden All-American
2010-11 USBWA All-American
2010-11 AP All-American Honorable Mention
2010-11 Nancy Lieberman Award
2010-11 WCC Player of the Year
2010-11 WCC Tournament MVP
2010-11 All-WCC

2010-11 NCAA Tournament Spokane Regional All-Tournament
2010-11 Wade Watch Preseason List
2009-10 State Farm & AP All-America Honorable Mention
2009-10 Nancy Lieberman Award Finalist
2009-10 State Farm Wade Trophy Finalist
2009-10 John R. Wooden Award Finalist
2009-10 WCC Player of the Year
2009-10 WCC Tournament MVP
2009-10 All-WCC
2009-10 Wade Watch Preseason List
2009-10 Wooden Award Preseason List
2008-09 State Farm & AP All-America Honorable Mention
2008-09 WCC Player of the Year
2009 WCC Tournament MVP
2008-09 All-WCC
2007-08 WCC Newcomer of the Year
2007-08 All-WCC
2007-08 All-WCC Freshman Team



JENN WIRTH

2021 Senior CLASS Award First Team All-American
2021 Honorable Mention Associated Press All-American
2021 First Team All-WCC
2021 WCC Tournament Most Outstanding Player
2021 WCC All-Academic Honorable Mention
2021 Jersey Mike's Naismith Trophy Watch List
2021 Ann Meyers Drysdale Award Preseason Watch List
2020 Bad Boy Mowers Crossover Classic All-Tournament Team
2020 WCC Player of the Year
2020 All-WCC First Team
2020 WCC All-Academic Honorable Mention
2019 All-WCC Honorable Mention
2019 WCC All-Academic Honorable Mention



GONZAGA AND USA BASKETBALL

COURTNEY VANDERSLOOT

USA Basketball Women's National Team (2011-12)
 USA Basketball Women's National Team Training Camp (2011)
 USA Basketball Women's National Team Training Camp (2013)
 USA Women's World University Games Team Trials (2009)

KAYLA STANDISH

USA Women's World University Games Team Trials (2011)
 USA Basketball Women's Pan American Games Team (2011; placed 7th)

KATELAN REDMON


USA Basketball Women's Pan American Games Team (2011; placed 7th)

KELLY GRAVES

Assistant Coach for USA Basketball Women's U18 National Team (2012)
 2012 FIBA Americas U18 Gold Medal
 Assistant Coach for USA Basketball Women's

KIARA KUDRON


NetScouts Basketball USA Women's All-Star team at the
 Four Nations international basketball tournament (2017; placed tie-1st)



Courtney Vandersloot



Katelan Redmon



Kayla Standish



Kiara Kudron



GONZAGA AND CANADA BASKETBALL

JANELLE BEKKERING

Canadian Senior Women's National Team (2009)
FIBA Americas Championship For Women in Brazil (2009; placed 3rd)
FIBA World Championships (2010; placed 7th)

EMMA WOLFRAM

U16 Cadette National Team (2011)
U16 FIBA Americas Championship (2011; placed 3rd)
Development National Team (2011)
Pan Am Games (2011)
Cadette Women's National Team (2012)
FIBA U17 World Championships (2012; 3rd place)
Canadian Junior Women's National Team (2013)
FIBA U19 World Championship of Women (2013; placed 7th)
Development Women's National Team (2014)
Jones Cup (2014; placed 1st)

LOUISE FORSYTH

U17 Cadette National Team (2016)
U16 Cadette National Team (2015)
FIBA U16 World Championships (2015; 7th place)

YVONNE EJIM

U16 Cadette National Team (2017)
U17 Cadette National Team (2018)
Junior Canadian National Team (2019)



Emma Wolfram



GONZAGA AND THE WNBA

COURTNEY VANDERSLOOT became the first Bulldog player in school history to be drafted in the first round of the WNBA, as she was the third overall pick, taken by the Chicago Sky during the 2011 Draft at the ESPN Studios in Bristol, Conn. The Sky is a member of the Eastern Division.

Vandersloot, the first player in NCAA Division I history to score 2,000 points and dish out 1,000 assists in their career, was the second overall Zag to be drafted in the WNBA.

She was named to the WNBA All-Rookie Team at the end of the 2011 season. Vandersloot was joined on the team by Maya Moore of the Minnesota Lynx; Danielle Robinson of the San Antonio Silver Stars; Danielle Adams, also of the Silver Stars and Liz Cambage of the Tulsa Shock. Vandersloot received 10 votes. Moore, who was named Rookie of the Year, and Robinson, each received 11 votes, while Cambage and Adams each got nine.

In her rookie campaign, Vandersloot led Chicago and ranked second among rookies in assists (3.7 apg). She played in all 34 games and started 26, averaging 6.5 points. In June of 2011, Vandersloot recorded highs in points (18) and assists (10) both against the Connecticut Sun in separate games. Vandersloot was selected as a reserve for the 2011 WNBA All-Star Game.

In 2014, Vandersloot helped the Sky win the East Conference and advance to the franchise's first WNBA Championships.

In her eight seasons with the Chicago Sky - where she has started 188 of 219 games, she is averaging 9.1 points, 5.4 assists, 2.7 rebounds and 1.2 steals per contest.



VIVIAN FRIESON was selected as the 31st pick in the 2010 WNBA Draft by the Tulsa Shock, becoming the first Zag in women's basketball history to be drafted by the WNBA.

Frieson was let go by the Tulsa Shock during training camp and played for Kvarnby Basketball located in Mölndal, Sweden during the 2010-11 season. She played for Townsville Fire in Australia.

While a Zag, Frieson averaged 12.5 points and a team-best 7.4 rebounds while averaging 28.6 minutes per game in 2009-10. She shot an impressive 52.8 percent from the field (181-for-343). The all-around forward also contributed 70 assists, 46 steals and 45 blocks.

In GU's 2010 Sweet Sixteen NCAA Tournament run, Frieson averaged 16.0 points, 8.7 rebounds, 3.0 assists, 3.0 blocks and 2.0 steals per contest. Arguably her biggest shot of her career came with 18 seconds left in the Zags NCAA Tournament second round game versus Texas A&M that catapulted them to the 72-71 win and to their inaugural Sweet Sixteen appearance.

In her four seasons in a Bulldog uniform, Frieson averaged 8.6 points, 5.7 rebounds, 1.6 assists, 1.2 steals and 1.0 block per contest.

She is currently an assistant women's basketball coach at Seattle University.



HEATHER BOWMAN was invited to the 2010 Seattle Storm training camp.

Bowman became the second Zag in school history to be invited to a WNBA training camp as fellow classmate Vivian Frieson was drafted by the Tulsa Shock in the third round of the 2010 draft.

Bowman was released from her Seattle Storm contract and played basketball for Riva Basketball Club, located in the southernmost region of Switzerland during the 2010-11 season. She went on to play for Frankston Blues in Australia.

Bowman ended her career Gonzaga as one of the most prolific players in Gonzaga and West Coast Conference history. The GU and WCC career scoring leader with 2,165 points was also a four-time All-WCC honoree, four-time WCC All-Tournament member, the 2007 WCC Newcomer of the Year, and the 2008 WCC Player of the Year. She averaged 16.8 points, 6.8 rebounds, 1.2 steals, and 1.0 assist per contest over her four-year career.

Bowman was the women's basketball video coordinator at Gonzaga University. She was an assistant coach at Whitworth University, but returned to professional basketball and played for Martigny in Switzerland in 2013.



KAYLA STANDISH was selected as the 19th pick in the 2012 WNBA Draft by the Minnesota Lynx, becoming the third player in Zag women's basketball history to be drafted by the WNBA.

moved to the Mackay Meteorettes of the Australia-State League. She is currently with the Frankston Blues of the Australia League.

Standish was released from the Minnesota Lynx during training camp in May of 2012. She then went to play professionally in Australia with the Townsville Fire.

Standish made an immediate impact with the Fire, averaging 11.5 points, 5.9 rebounds and 1.0 block per game during the 2012-13 campaign. She shot a blistering 46.6 percent (115-of-247) from the field and sank 75.9 percent (44-of-58) at the charity stripe. She hit double-figure points in 16 of the Fire's 27 games and had two double-doubles.

The Townsville Fire closed out the year with a 15-12 overall record and a 13-11 record in regional play. It was an exciting finish to the Townsville Fire season as the squad made the WNBL Grand Final after rattling off a six-game winning streak. The history making season came to an end with a tough 71-57 setback to the Bendigo Spirit in the WNBL Grand Final.

After the Fire's season completed in early March of 2013, Standish



KATELAN REDMON became the second Gonzaga women's basketball player to be drafted in the 2012 WNBA Draft, picked in the third round, 36th overall by the New York Liberty.

Redmon was released by the Liberty during training camp but was re-signed shortly thereafter. She played in seven games during the 2012 season, averaging 1.0 point and 1.1 rebounds per game. Her first WNBA game was against the Chicago Sky and former Zag teammate Courtney Vandersloot.

Redmon also played professionally in Israel with Elitzur Netanya and for Tabes GB in France.



OTHER ZAGS PLAYING/PLAYED PROFESSIONALLY

- Courtney Vandersloot - Playing professionally in Turkey with Yakin-Dogu.
- Chelsea Waters - Playing professionally in Germany with Bad Aibling.
- Kayla Standish - Playing professionally in Australia with Perth Lynx.
- Kiara Kudron - Playing professionally in Spain with Balcesto Leganes.
- Shaniqua Nilles - Playing professionally in Germany with Avides Hurricanes.
- Georgia Stirton - Playing professionally in Australia with the Nunawading Spectres.
- Shelby Cheslek - Playing professionally in Spain with Baxi Ferrol.
- Kelly Bowen - Playing professionally in Australia with the Melbourne Boomers.
- Haiden Palmer - Playing professionally in Germany with Wasserburg.
- Lindsay Sherbert - Playing professionally in Germany with Bad Aibling.
- Keani Albanex - Playing professionally in Greece with Paok Thessalonikis .
- Sunny Greinacher - Playing professionally in Poland with Wisla Can-Pack Krakow.
- Ashley Anderson – Played professionally in Finland and Puerto Rico.
- Anne Bailey – Played professionally in Finland.
- Ashley Burke – Played professionally in the Czech Republic.
- Janelle Bekkering - Played professionally with Nice in France.
- Taelor Karr - Played professionally in France for Dunkerque Malo.
- Jazmine Redmon - Played professionally in Denmark with SISU Copenhagen.

Haiden Palmer was selected in the third round (29th overall) in the 2014 WNBA Draft by the Indiana Fever. She became the fifth player in Zag women's basketball history to be drafted by the WNBA.

Palmer played the 2014 Preseason schedule with the Fever before being released. Since then she has played professionally with Team USA in the Four Nations International Basketball Tournament and began playing overseas in 2014 with Mayaguez in Puerto Rico. She moved to Netanya in Israel in 2014-15, then Snaefell in Iceland in 2015-16, Herne TC in Germany in 2016-17, and Wasserburg, also in Germany, in 2017-18.

During her senior season, she led the team in points (15.1), rebounds (5.5) and steals per game (3.0), while also dishing out 2.6 assists per game.

Palmer, named All-WCC for the third-consecutive year her senior year, scored in double-figure points in 27 of 34 contests, including six games with 20 or more points. She registered three double-figure rebounding games and had two double-doubles.

She was named Associated Press All-American honorable mention, becoming the fourth Zag in school history to earn the accolade.



Shelby Cheslek was signed by the Phoenix Mercury and played the 2016 preseason schedule and two games of the regular season that year before being released.

She then traveled to China to play with Team USA in the Four Nations International Basketball Tournament. After that, she played nine months in Athens, Greece in 2016 and completed a three-month summer season with the South West Metro Pirates in Brisbane, Australia in 2017. She currently plays with PINKK-Pecs in Pecs, Hungary.

Her senior year she was named to the DI-AAA ADA Scholar Team, Honorable Mention All-West Coast Conference, and Academic All-Conference. She appeared and started in all 33 games, averaged 9.7 points, scored career-highs of 20 points versus Saint Mary's and at Pacific. Cheslek averaged 8.6 rebounds per game, which led the team and ranked third in the conference.

Her 283 rebounds were the fifth-most in a single season in program history and her 65 total blocks were the third-most in a single season in program history. She finished second in program history with 932 career rebounds.



JILL BARTA became the sixth player in Gonzaga history to be drafted in 2018 as the Las Vegas Aces took her in the third round with the 32nd overall pick. She was immediately traded, along with a second round pick, to the Minnesota Lynx.

Barta played one game with the Lynx in the 2018 Preseason, scoring four points in 13 minutes. She was released shortly after.

Her 603 points are sixth all-time in a season at GU and she set a new record shooting 87.6 percent from the free throw line in her career.

Her name dots the record book after her outstanding career at Gonzaga. After three years with the Zags on the court, the Fairfield, Mont., native finished seventh all-time in scoring at 1620 points, 10th in rebounds with 652, and holds school records in 30-point games with seven and single-game rebounds with 22.

Barta became the third Zag in program history to be named First Team All-West Coast Conference her first three seasons and in 2018 she was named the WCC Player of the Year, along with being a WBCA All-Region selection. She won back-to-back Most Outstanding Player awards at the West Coast Conference Tournament, scoring 30-plus points in each title game.



ZYKERA RICE was signed by the Seattle Storm in May 2019. Rice played in one preseason game with the Storm, finishing with two points, three rebounds, two steals and one assist in 14 minutes of play. Rice was released shortly thereafter.

Rice was then selected to the 3D China Women's All-Star Team as part of the 3D Global Sports programs out of Canada. Rice, along with 10 other players, traveled to China representing 3D Global Sports as part of the annual Sino-International Women's Basketball Challenge.

Her senior year with the Zags, Rice was named First Team All-WCC and WCC All-Tournament in addition to earning WCC All-Academic Honorable Mention honors. She led the Bulldogs in scoring (15.0 ppg), rebounding (5.8 rpg) and blocks (0.8 bpg) while finishing second in field goal percentage (52.3 percent). She finished her career with 1,061 points to rank 20th in program history.



2023-24 TV/RADIO ROSTER



0

Esther Little
G | 6-2 | Jr.
Ipswich, England




1

Destiny Burton
F | 6-0 | Sr.
Wichita, Ks.



3

Payton Muma
G | 5-8 | R-So.
Highlands, Colo.



4

Claire O'Connor
G | 6-0 | Fr.
Lakeside, Wash.



5

Maud Huijbens
F | 6-3 | Jr.
Hilversum, Netherlands




10

Calli Stokes
G | 5-11 | R-So.
Redondo Beach, Calif.



11

Kayleigh Truong
G | 5-9 | Gr.
Houston, Texas



12

Eliza Hollingsworth
F | 6-3 | Gr.
Melbourne, Australia



13

Naya Ojukwu
F | 6-0 | Fr.
Meridian, Idaho



14

Kaylynne Truong
G | 5-8 | Gr.
Houston, Texas



15

Yvonne Ejim
F | 6-1 | Sr.
Calgary, Alberta B.C.



22

Brynna Maxwell
G | 6-0 | Gr.
Gig Harbor, Wash.



31

Ella Hopkins
F | 6-3 | Fr.
Rochester, Minn.



35

Bree Salenbien
G | 6-2 | R-So.
Adrian, Mich.



HC

Lisa Fortier
Head Coach
10th Season




AC

Jordan Green
Assistant Coach
10th Season



AC

Stacy Clinesmith
Assistant Coach
10th Season




AC

Craig Fortier
Assistant Coach
10th Season



DO

Shannon Donegan
Dir. of Basketball Ops
First Season



AC

Haiden Palmer
Asst. Coach/Video
Coordinator
Second Season



AC

Erika Bean
Asst. Coach/Director of
Player Development
First Season