



2021-22 GONZAGA WOMEN'S BASKETBALL RECORD BOOK

TABLE OF CONTENTS/QUICK FACTS

TABLE OF CONTENTS

2021-22 Rosters	2
Head Coach Lisa Fortier	3-4
Assistant Coaches/Staff	5-8
Esther Little	9
Anamaria Virjoghe	10
Payton Muma	11
Abby O'Connor	12
Maud Huijbens	13
Calli Stokes	14
Kayleigh Truong	15
Eliza Hollingsworth	16
Cierra Walker	17
Kaylynne Truong	18
Yvonne Ejim	19
McKayla Williams	20
Kylee Griffen	21
Melody Kempton	22
Bree Salenbien	23
2020-21 Statistics/Results	24-26
Season/Career Records	27
1,000-Point Club	28-29
Team Records	30-31
Individual/Freshman Records	31
Attendance Records/Sellouts	32
Overtime Games/100-Point Games	33
30-Point Club/600-Rebound Club	34
West Coast Conference Accolades	35-36
Regional/National Awards	36
Gonzaga Year-by-Year	37
All-Time Roster	38-39
Results When Nationally Ranked	39-42
Results Against Ranked Opponents	43
West Coast Conference Tournament Results	44
West Coast Conference Tournament Statistics	45-46
West Coast Conference Records	47
Bulldogs In The Post Season	48
Post Season Statistics	49-50
NCAA Tournament Records	50
NCAA Tournament Box Scores	51-56
NCAA Recaps	57-64
WNIT Appearances	65
All-Time Regular-Season Tournament Results	66
All-Time Series	67-79
Year-by-Year Results	80-90
Individual Bulldog Success	91-96
Gonzaga and USA Basketball	97
Gonzaga and the Canadian National Team	98
Gonzaga and the WNBA	99-103
TV/Radio Roster	104

QUICK FACTS

GENERAL INFORMATION

Location: Spokane, Wash.
 Founded: 1887
 Enrollment: 7,501
 Nickname: Bulldogs
 Colors: Blue (R-0 G-41 B-103), Red (R-179 G-25 B-52), White (R-255 G-255 B-255), and Gray (R-195, G-199, B-203)
 Facility (Capacity): McCarthey Athletic Center (6,000)
 Conference (Affiliation): West Coast (NCAA Div. I)
 President: Dr. Thayne M. McCulloh
 Athletic Director: Chris Standiford
 Senior Women's Administrator: Shannon Strahl

TEAM INFORMATION

Head Coach (Alma Mater, Year): Lisa Fortier (Cal State-Monterey Bay, '04)
 Record at GU (Years): 178-47 (8th Season)
 Overall Record (Years): 178-47 (8th Season)
 Assistant Coaches: Jordan Green (George Fox '01), Stacy Clinesmith (UC Santa Barbara '00), Craig Fortier (Cal State-Monterey Bay '03)
 Director of Basketball Operations: Alex Young (San Diego, '18)
 Video Coordinator: Kiara Kudron (Gonzaga '17)
 2020-21 Overall Record: 23-4
 2020-21 WCC Record (Finish): 16-1 (1st)
 Postseason:
 Final Ranking: USA Today Coaches Poll: 20
 Letterwinners Returning/Lost: 9/6
 Starters Returning/Lost: 2/3
 Percent of scoring returning: 44.8%
 Percent of rebounding returning: 47.5%
 Women's Basketball Phone: 509-313-4217

HISTORY

First year of NCAA women's basketball: 1987
 Overall all-time record: 614-408/601
 Overall WCC record: 365-176/675
 Years in NCAA Tournament: 2021, 2019, 2018, 2017, 2015, 2014, 2013, 2012, 2011, 2010, 2009, 2007
 Years in WNIT Tournament: 2016, 2008, 2005, 2004, 1994
 Highest Ranking in Program History: No. 11 AP (1/27/20) (3/12/19); No. 8 USA Today (2011 Final Rankings)
 WCC Tournament Titles: 2021, 2018, 2017, 2014, 2013, 2011, 2010, 2009, 2007

ATHLETIC MEDIA RELATIONS

WBB Radio Station: KJRB 790 AM
 WBB Play-by-Play Announcer: Steve Myklebust
 Sports Information Director/WBB Contact: Grace Whiteley
 Office Phone: 509-313-4227
 SID E-mail: whiteley@gonzaga.edu
 Press Row Phone: 509-313-4224
 Website: www.GoZags.com

2021-22 GONZAGA WOMEN'S BASKETBALL RECORD BOOK

2021-22 Numerical Roster

No.	Name	Pos.	Ht.	Yr.	Hometown/High School/College
0	Esther Little	G	6-2	Fr.	Ipswich, England/ Ipswich Basketball Academy (IBA)
1	Anamaria Virjoghe	F	6-5	R-Sr.	Targoviste, Romania / Northwest Christian
3	Payton Muma	G	5-8	Fr.	Highlands Ranch, Colo./Highlands Ranch
4	Abby O'Connor	G/F	6-0	Sr.	South Bend, Ind./Loyola Chicago
5	Maud Huijbens	F	6-3	Fr.	Hilversum, Netherlands/Syracuse
10	Calli Stokes	G	5-11	Fr.	Redondo Beach, Calif./Redondo
11	Kayleigh Truong	G	5-9	Jr.	Houston, Texas/Jersey Village
12	Eliza Hollingsworth	F	6-3	R-So.	Melbourne, Australia/St. Leonard's College
13	Cierra Walker	G	5-8	R-Sr.	Oregon City, Ore./ Oregon City/Vanderbilt
14	Kaylynne Truong	G	5-8	Jr.	Houston, Texas/Jersey Village
15	Yvonne Ejim	F	6-1	So.	Calgary, Alb./ Edge School
24	McKayla Williams	G	6-1	So.	Los Angeles, Calif./Winward
32	Kylee Griffen	G	6-2	Sr.	Marysville, Wash./Lake Stevens
33	Melody Kempton	F	6-1	Sr.	Post Falls, Idaho/Post Falls
35	Bree Salenbien	G	6-2	Fr.	Adrian, Mich./Lenawee Christian

2021-22 Alphabetical Roster

No.	Name	Pos.	Ht.	Wt.	Yr.	Exp.	Hometown/High School/College
15	Yvonne Ejim	F	6-1	So.	Calgary, Alberta (BC) / Edge School		
32	Kylee Griffen	G	6-2	Sr.	Marysville, Wash. / Lake Stevens		
12	Eliza Hollingsworth	F	6-3	R-So.	Melbourne, Australia / St. Leonard's College		
5	Maud Huijbens	F	6-3	Fr.	Hilversum, Netherlands/Syracuse		
33	Melody Kempton	F	6-1	Sr.	Post Falls, Idaho / Post Falls		
0	Esther Little	G	6-2	Fr.	Ipswich, England/ Ipswich Basketball Academy (IBA)		
3	Payton Muma	G	5-8	Fr.	Highlands Ranch, Colo./Highlands Ranch		
4	Abby O'Connor	G/F	6-0	Sr.	South Bend, Ind. / Loyola University Chicago		
35	Bree Salenbien	G	6-2	Fr.	Adrian, Mich./Lenawee Christian		
10	Calli Stokes	G	5-11	Fr.	Redondo Beach, Calif./Redondo		
11	Kayleigh Truong	G	5-9	Jr.	Houston, Texas / Jersey Village		
14	Kaylynne Truong	G	5-8	Jr.	Houston, Texas / Jersey Village		
1	Anamaria Virjoghe	F	6-5	R-Sr.	Targoviste, Romania/Northwest Christian		
13	Cierra Walker	G	5-8	R-Sr.	Oregon City, Ore. / Vanderbilt		

Coaching Staff

Head Coach: Lisa Fortier (Cal State Monterey Bay, 2004 – 8th year)
 Assistant Coach: Jordan Green (George Fox, 2001 – 8th year)
 Assistant Coach: Stacy Clinesmith (UC Santa Barbara, 2000 – 8th year)
 Assistant Coach: Craig Fortier (Cal State Monterey Bay, 2003 – 8th year)
 Director of Operations: Alex Young (San Diego, 2018 - 2nd year)
 Video Coordinator: Kiara Kudron (Gonzaga, 2017 - 2nd year)

Roster Breakdown by State

Washington (1): Griffen	Netherlands (1): Huijbens
Texas (2): Kaylynne Truong, Kayleigh Truong	England (1): Little
Canada (1): Ejim	Michigan (1): Salenbien
Australia (1): Hollingsworth	Colorado (1): Muma
California (2): Stokes, Williams	
Oregon (1): Walker	
Indiana (1): O'Connor	
Idaho (1): Kempton	
Romania (1): Virjoghe	

Roster Breakdown by Class

Senior (5): Griffen, Kempton, O'Connor, Virjoghe, Walker
 Junior (2): Truong, Truong
 Sophomore (3): Ejim, Hollingsworth, Williams
 Freshman (5): Huijbens, Little, Muma, Salenbien, Stokes

PRONUNCIATION GUIDE

Anamaria Virjoghe – Awn-ah Veer-joe-gay
 Truong - rhymes with WRONG
 Yvonne Ejim – Yvonne EE-jim
 Lisa Fortier – Lisa For-tee-ay
 Maud Huijbens – Mauwt Hi – bins
 Bree Salenbien – Bree Salen - bine
 Payton Muma – Moo-ma

SOCIAL MEDIA

GONZAGA MAIN ACCOUNTS
 Twitter: @GonzagaBulldogs
 Facebook: GonzagaBulldogs
 Instagram: @GUBulldogs

GONZAGA WOMEN'S BASKETBALL
 Twitter: @ZagWBB
 Facebook: ZagWBB
 Instagram: @ZagWBB
 Snapchat: @ZagsWBB

GONZAGA UNIVERSITY
 Twitter: @GonzagaU
 Facebook: GonzagaUniversity
 Instagram: @GonzagaU
 Snapchat: @GonzagaU

HEAD COACH LISA FORTIER

EIGHTH YEAR - CAL STATE-MONTEREY BAY, 2004

Lisa Fortier was named the Head Coach of the Gonzaga University women's basketball program on April 14, 2014 after having spent nearly a decade on staff, including seven years as an assistant. In seven seasons at the helm, Fortier has taken the program to new heights.

Fortier is the only coach in program history to have six 20-win seasons in their first seven seasons, most recently with the 23-4 mark posted in 2020-21. Amidst a global pandemic, Fortier guided the Zags to their 17th West Coast Conference regular-season title, ninth WCC tournament title and 12th NCAA Tournament appearance. For the first time in program history, GU was ranked in the national polls every single week of the season, and the Bulldogs collected a slew of personal awards along the way, including Honorable Mention AP All-America honors for both Jill Townsend and Jenn Wirth.

In her seven years at Gonzaga, Fortier has had three players named the WCC Player of the Year (Jenn Wirth, Jill Townsend and Jill Barta), the first-ever Sixth Woman of the Year (Melody Kempton), 13 All-WCC First Team selections, five All-WCC Second Team selections, six All-WCC Honorable Mention selections and four WCC All-Freshman Team performers. She's been named the WCC Coach of the Year four times, and she was selected as the Maggie Dixon Rookie Coach of the Year in 2015. Fortier's players have also excelled academically as 37 players have been selected to the WCC All-Academic team along with nine players earning Division I-AAA ADA Scholar-Athlete recognition. Fortier also coached 2018 CoSIDA Academic All-District 8 selection Chandler Smith and the program's first ever Senior CLASS Award First Team All-American, Jill Townsend.

In 2019-20, Fortier led the Bulldogs to their first regular-season Top 10 ranking, reaching No. 10 in the USA Today/WBCA Coaches Poll and a No. 11 ranking in the Associated Press poll, their highest AP ranking ever. Gonzaga put together its best regular-season record (28-2), finished the season with a 28-3 record—the highest win percentage in program history—and secured its fourth-straight West Coast Conference regular-season title with a conference- and program-record tying 17-1 record. Gonzaga was slated to host the NCAA Tournament First and Second Rounds—the first time the Zags would host since the NCAA adjusted hosting rules to include the top 16 seeds in 2014-15—before the abrupt end of the season due to the COVID-19 pandemic. Fortier's Zags further displayed national dominance both offensively and defensively, ranking second in the nation in three-point field goal percentage (39.5) and third in scoring defense (51.9 ppg). Five players earned WCC All-Conference recognition in 2019-20, highlighted by Gonzaga's ninth Player of the Year, Jill Townsend, while six players were named WCC All-Academic. For her efforts, Fortier was named a semifinalist for the Werner Ladder Naismith Coach of the Year award.

2018-19: In 2018-19, Fortier led the Bulldogs a No. 11 USA Today/WBCA Coaches Poll ranking and a No. 12 Associated Press Poll ranking while guiding the Zags to a 29-5 overall record, which ties for the second-best in program history. GU claimed its third-straight WCC regular-season title while Fortier was named WCC Coach of the Year for the fourth time in five seasons, surpassing her own conference record for the award. The Bulldogs advanced to the NCAA Tournament for the 11th time in program history and the fourth time under Fortier, securing the No. 5 seed, the highest in program history. Gonzaga advanced to the NCAA Second Round for the sixth time in history, falling to Oregon State 76-70 in Corvallis, Ore. Fortier coached three Zags to First Team All-WCC honors in Laura Stockton, Zykera Rice and Chandler Smith while Jill Townsend was selected Honorable Mention. Fortier was also selected as a Werner Ladder Naismith Coach of the Year Late Season Candidate in addition to being selected as 20 local Spokane women as part of the 2019 Women in Business Leadership Awards.

2017-18: With a young crew that carried just one senior on the roster, Fortier posted her then-winningest season with a 27-6 record, the program's 10th 25-win season in 11 years. The Zags went 17-1 in conference play, the first WCC Team ever to accomplish the feat, claiming the regular-season title. Gonzaga went on to claim the WCC Tournament title as well, advancing to the NCAA Tournament for the 10th time in history. Three players earned WCC All-Conference recognition, led by Player of the Year Jill Barta, the eighth POY in program history. WNBA Draft pick Jill Barta became the third Zag in history to be named First Team All-WCC three time in her first three seasons.

2016-17: Fortier's Zags swept the WCC regular-season and tournament championships while Fortier became the fastest coach in program history to 50 wins. At 26-7, Gonzaga advanced to the NCAA Tournament for the eighth time in nine years and ninth time overall. Fortier's 2016-17 squad set program records in three pointers made (224), free throw percentage (77.4) along with breaking the single-game three-pointers made record three times, finally settling on 17. Jill Barta became only the second sophomore in the Division I era to score 1,000 career points at GU.

2015-16: In her second year, Fortier led the Zags to the WNIT Second Round behind freshman phenom Jill Barta. Barta was selected First Team All-WCC—the first freshman to earn First Team honors in eight years—while Shelby Cheslek collected Honorable Mention honors. Cheslek was also named WCC All-Academic First Team while Kiara Kudron, Shaniqua Nilles, Emma Stach, Georgia Stirton and Elle Tinkle were honorable mention selections.

2014-15: In her first season as head coach, Fortier led Gonzaga to a 26-8 finish and its seventh-straight NCAA Tournament appearance. The Zags advanced to their fourth Sweet 16 following a pair of upsets in the first and second rounds as an 11-seed. Gonzaga set new program records in 2014-15, including a program-best 77.4 percent from the free throw line which also ranked fourth in the country. The Bulldogs also set new marks in free throws made (534) and made three-pointers (211). Fortier was named the WCC Coach of the Year after guiding the Zags to their 11th-straight WCC regular-season title. Four Zags also collected All-WCC honors as Sunny Greinacher and Elle Tinkle were named All-WCC First Team, Keani Albanez picked up All-WCC Second Team honors and Emma Wolfram was selected to the WCC All-Freshman team. Fortier was also named the WBCA Division I Rookie Coach of the Year after completing the best rookie season of any Gonzaga coach to date. Her 26 wins and 76.5 win percentage were both top of the list among first year finishes for any GU women's basketball coach.

Fortier first came to Gonzaga in 2004, spending two years as the coordinator of basketball operations. She then spent one season as an assistant coach at the University of Northern Colorado before returning to GU in 2007. In her seven years as a Gonzaga assistant, the Bulldogs produced an overall record of 196-43. The Zags dominated the West Coast Conference during that span, compiling a 98-8 mark to go with seven consecutive WCC regular-season championships and five WCC Tournament titles.

After a second-round appearance in the WNIT in Fortier's first season as an assistant, the Zags qualified for the NCAA Tournament the next six years, which included a stretch of three-straight Sweet Sixteens from 2010-12. The highlight was an Elite Eight run in 2011, in which the Bulldogs upset three higher-seeded teams.

THE FORTIER FILE

BIRTHPLACE: Sacramento, Calif.

HIGH SCHOOL: Placer High,
Auburn, Calif. - 1999

COLLEGE: Butte College, Oroville, Calif. - 2002
Cal State Monterey Bay - 2004
(B.S. Human Communications)
Gonzaga University - 2006
(MA Athletic Administration)

COLLEGIATE HONORS

NAIA Academic All-American, 2003
All-Cal Pac honorable mention, 2003
CSUMB Female Scholar Athlete of the Year, 2004

COACHING EXPERIENCE

2004-06 - Coordinator Basketball Operations
Gonzaga University
2006-07 - Assistant Women's Coach
University of Northern Colorado
2007-14 - Assistant Women's Coach
Gonzaga University
April 14, 2014 - Head Women's Coach
Gonzaga University

HUSBAND: Craig Fortier
CHILDREN: Marcus (2010)
Calvin (2012)
Quincy (2014)



In addition to serving as Gonzaga's recruiting coordinator, Fortier has been responsible for coordinating GU's defense. She also spent time coaching Gonzaga's guards. She has mentored two WNBA draftees in Courtney Vandersloot and Katelan Redmon as well as Haiden Palmer. She also coached Taelor Karr, the 2012-13 WCC Player of the Year.

A native of Grass Valley, Calif., Fortier played collegiate basketball at Butte (Calif.) Community College before transferring to Cal State Monterey Bay. At CSUMB, she earned Honorable Mention All Cal-Pac Conference honors as a junior and was an NAIA Academic All-American in 2003. She also earned the 2004 CSUMB Female Scholar Athlete of the Year.

Fortier graduated Magna Cum Laude from CSUMB in 2004 with a bachelor's degree in human communications. Fortier earned her master's degree in sport and athletic administration from Gonzaga in 2006.

Fortier, who spent two years as the Assistant Coaches Representative on the WBCA Board of Directors, is married to Craig Fortier, who joined the Gonzaga staff as an assistant coach in May of 2014, after previously serving as the associate head men's basketball coach at Eastern Washington University. They welcomed their first son, Marcus, in 2010. Their second son, Calvin, was born in 2012, and they welcomed a daughter, Quincy, in July, 2014.

DURING THE LISA FORTIER ERA

Record in Home Games: 89-11
Record in True Road Games: 67-20
Record in Neutral-Site Games: 21-16
Record in Overtime Games: 3-4
Record in WCC Tournament Games: 10-4
Record in NCAA Tournament Games: 3-5
Record in Games decided by Five Points or Less: 17-16
Record Against Ranked Opponents: 7-11
Longest Win Streak: 21 games (11/22/19-2/8/20)
Longest Home Win Streak: 25 games (2/28/19-current)
Longest True Road Win Streak: 11 games (11/18/17-2/17/18)
Longest WCC Win Streak: 18 games (2/13/20-2/13/21)
Longest Losing Streak: 3 games (2/19/16-2/25-16)
Longest Home Losing Streak: 1 game (2/16/19)
Longest True Road Losing Streak: 6 games (1/14/16-2/20/16)
Longest WCC Losing Streak: 3 games (2/19/16-2/25-16)
Most Points in a Game: 102, UC Irvine (11/13/16)
Most Points in a WCC Game: 99, at Pacific (12/28/17)
Fewest Points in a Game: 43, 2x, last vs. BYU (3/9/21)
Fewest Points in a WCC Game: 47, at Saint Mary's (2/19/16)
Most Points Allowed in a Game: 92, Utah (3/21/16)
Most Points Allowed in a WCC Game: 84, 2x, last at Pacific (2/20/16)
Fewest Points Allowed in a Game: 35, Air Force (11/13/15)
Fewest Points Allowed in a WCC Game: 36, 2x, last Pepperdine (1/23/20)
Largest Margin of Victory: 64, UC Irvine (11/13/16)
Largest Margin of Victory in a WCC Game: 46, vs. Pepperdine (2/25/21)
Largest Margin of Defeat: 19, 3x, last at Saint Mary's (2/19/16)
Largest Margin of Defeat in a WCC Game: 19, 2x, last at SMC (2/19/16)
Most Points Allowed in a Win: 84, San Francisco (2/7/15)
Most Points Scored in a Loss: 83, at Pacific (2/20/16)
Fewest Points Scored in a Win: 43, vs. BYU (3/9/21)
Fewest Points Allowed in a Loss: 55, at Washington State (12/8/15)
Largest Halftime Lead: 33, at Montana State (11/21/14)
Largest Halftime Deficit: 21, Saint Mary's (2/10/18)
Largest Deficit Overcome in a Win: 20, vs. Portland (12/29/19)
Largest Lead Surrendered in a Loss: 20, vs. Portland (3/9/20)
Largest Deficit Faced: 29, at Saint Mary's (2/19/16)
Highest Field-Goal Percentage: 60.6, Saint Francis (12/17/17)
Lowest Field-Goal Percentage: 26.7, at Colorado State (11/13/17)
Most Rebounds: 67, San Francisco (2/7/15)
Most Rebounds Allowed: 51, vs. George Washington (3/20/15)
Fewest Rebounds: 20, at Saint Mary's (2/8/20)
Most Assists: 30, North Alabama (12/21/20)
Most Assists by an Opponent: 21, at Saint Mary's (1/14/17)
Fewest Assists: 5, 2x, last at San Francisco (1/30/16)
Most Turnovers: 26, at Washington State (12/6/17)
Most Turnovers by an Opponent: 29, Air Force (11/13/15)
Fewest Turnovers: 7, 3x, last vs. Pepperdine (2/25/21)
Most Steals: 18, 2x, last at Loyola Marymount (2/20/20)
Most Steals by an Opponent: 16, at San Diego (1/16/16)
Fewest Steals: 1, at Santa Clara (2/4/17)
Most Blocks: 11, West Virginia (11/22/15)
Most Blocks by an Opponent: 11, Oklahoma (3/18/17)
Fewest Blocks: 0, multiple times, last vs. Santa Clara (3/8/21)



FORTIER VERSUS ...

School	W	L	School	W	L
Air Force	1	0	Pacific*	12	3
American	0	1	Pepperdine*	14	1
Belmont*	0	2	Portland*	14	1
Brigham Young*	10	7	Portland State	2	0
Colgate	2	0	Presbyterian	1	0
Colorado State	1	1	Purdue	1	0
CSU Bakersfield	1	0	Rutgers	1	0
Dayton	3	0	Saint Francis	1	0
DePaul	0	1	Saint Mary's*	12	4
Eastern Michigan*	1	0	San Diego*	11	3
Eastern Washington	6	0	San Francisco*	14	2
Florida State	0	1	Santa Clara*	14	2
George Washington	1	0	South Dakota*	1	0
Grand Canyon	1	0	South Carolina*	0	1
Idaho	1	0	South Dakota State*	0	1
Idaho State	2	0	Southern Utah	1	0
Iowa	0	1	Southern California	0	1
Kent State	1	0	Stanford	2	3
Little Rock	1	0	Tennessee	0	1
Loyola Marymount*	15	0	Tennessee Martin	1	0
Michigan	0	1	Texas Southern	1	0
Middle Tennessee	1	0	UC Irvine	1	0
Missouri State	2	0	UC Riverside	1	0
Montana*	4	0	UNLV	1	1
Montana State	3	0	Utah	0	1
Nicholls State	1	0	Washington State	4	2
North Alabama*	1	0	West Virginia	1	0
Northwestern	1	1	Western Illinois	1	0
North Carolina	0	1	Western Kentucky	1	0
Notre Dame	0	1	Winthrop	1	0
Oklahoma	0	1	Wyoming*	4	0
Oregon State	1	1			

*2020-21 Opponents

GONZAGA INDIVIDUAL GAME HIGHS

Points: 37, by Jill Barta, vs. Saint Mary's (3/7/17)
Field-Goals Made: 12, 5x last by Jill Townsend, at South Dakota State (12/6/20)
Field-Goal Attempts: 25, by Sunny Greinacher, San Francisco (2/9/15)
Field-Goal Pct (min. 5 made): 1.00 (5-5) last by Yvonne Ejim, USF (1/16/21)
3-Pointers Made: 6, 2x, last, Jill Townsend, Loyola Marymount (1/25/20)
3-Pointers Attempted: 10, Cierra Walker (12.28/20)
3-Point Pct. (min. 4 made): 1.00 (4-4), last by Cierra Walker (12/8/21)
Free-Throws Made: 12, 5x, last by Zykeria Rice, vs. BYU (3/12/19)
Free-Throw Attempts: 14, 6x, by Jill Barta, at BYU (2/3/18)
Free-Throw Pct.(min. 8 Made): 1.00 (12-12), 5x, last by Zykeria Rice, vs. BYU (3/12/19)
Rebounds: 22, by Jill Barta, vs. Belmont (11/23/17)
Assists: 10, 3x, last by Jessie Loera at Portland (2/9/19)
Steals: 8, by Jessie Loera at Loyola Marymount (2/20/20)
Blocked Shots: 6, Shelby Cheslek, Wyoming (12/4/15)

OPPONENT INDIVIDUAL GAME HIGHS

Points: 29, Megan McKay, Saint Mary's (1/3/19)
Field-Goals Made: 11, 3x, last by Megan McKay, Saint Mary's (1/3/19)
Field-Goal Attempts: 26, Marquelle Dent, Wyoming (12/4/15)
Field-Goal Pct (min. 5 made): .900 (9-10), by Merle Wiehl, Santa Clara (1/14/21)
3-Pointers Made: 7, Brenna Chase, BYU (3/12/19)
3-Pointers Attempted: 13, by Melissa Dixon, Iowa (11/29/14)
3-Point Pct. (min. 4 made): 1.00, 2x, last by Sam Simons (5-5), SMC (2/8/20)
Free-Throws Made: 16, by Makenzi Morrison, at BYU (2/28/15)
Free-Throw Attempts: 18, by Makenzi Morrison, at BYU (2/28/15)
Free-Throw Pct.(min. 5 Made): 1.00 (5-5), last by Lindsey VanAllen (2/13/21)
Rebounds: 16, 3x, last by Megan McKay vs. Saint Mary's (3/11/19)
Assists: 10, Haley Greer, South Dakota State (12/6/21)
Steals: 6, 5x, last by Valerie Higgins, Pacific (1/5/19)
Blocked Shots: 9, Vionise Pierre-Louis, vs. Oklahoma (3/18/17)

ASSISTANT COACH JORDAN GREEN

EIGHTH YEAR - GEORGE FOX, 2001

Jordan Green was hired as the first member of Head Coach Lisa Fortier's staff in April of 2014. He brings a wealth of experience and expertise in both guard and post player development to Gonzaga. Green also has a high knowledge of basketball in the Pacific Northwest as he has recruited the area extensively for most of his professional career.

The Bulldogs have reached new heights during Green's tenure, securing a regular-season Top 10 ranking in the USA Today/WBCA Coaches poll—the highest regular-season ranking ever—along with a No. 11 Associated Press ranking. Each of those milestones came during the 2019-20 season which saw the Bulldogs finish with a program-best 28-2 regular-season record along with the highest win percentage in program history at 90.3 percent (28-3 overall record). The Zags were slated to host the NCAA First and Second Rounds as a Top 16 seed before the season ended abruptly due to the COVID-19 pandemic.

Green has helped guide the Bulldogs to seven West Coast Conference regular-season titles, four WCC Tournament titles, seven post-season appearances including five-straight NCAA tournament appearances and an NCAA Sweet 16 appearance. Since his arrival, Gonzaga has had three players named WCC Player of the Year (Jenn Wirth, Jill Townsend, Jill Barta), 13 All-WCC First Team selections, five All-WCC Second Team selections, six All-WCC Honorable Mention selections and four WCC All-Freshman Team performers.

Prior to arriving at Gonzaga, Green made stops at Idaho, Idaho State and Seattle University. The Cashmere, Wash., native closed out his third season on the Idaho coaching staff in 2013-14 and first as the associate head coach. As a member of the Vandals, Green coordinated recruiting and team travel, handled scouting responsibilities and worked with their post players. The Vandals posted a 54-45 three-year record with Green on the bench, including a 32-16 mark in the Western Athletic Conference. Idaho also earned NCAA Tournament berths in both 2012-2013 and 2013-14 after winning the WAC Tournament Championship. The Vandals' NCAA Tournament bid in 2012-13 was only the second in school history and first since 1984-85. It also was their first post-season berth since 1985-86 campaign. Green coached five All-WAC performers including Alyssa Charleston, a three-time All-WAC performer and a Capital One All-American.

Prior to his time at Idaho, Green worked at Idaho State University as an assistant coach from 2004-11. During his tenure, Idaho State won two Big Sky Championships and made a splash in the post-season three-times; one NCAA Tournament and two appearances in the WNIT. The versatile coach was in charge of guard player development in addition to scouting opponents, coordinating travel and assisting with recruiting.

Before his stop at Idaho State, Green kicked off his coaching career with a single season with the men's basketball program at Seattle University in 2003-04.



Green played basketball collegiately at George Fox University, where he was a three-time captain and a NAIA All-American Honorable Mention. On the all-time statistical charts at George Fox, he ranked third in steals (253), seventh in points (1,468) and 10th in assists (373). He earned his bachelor of science in education from George Fox in 2001, and received his master's in athletic administration and physical education from Idaho State in 2005.

Green is married to Jessica Green, and they have a son Jaden and daughter Josephine.

ASSISTANT COACH STACY CLINESMITH

EIGHTH YEAR - UC SANTA BARBARA, 2000

Stacy Clinesmith, former WNBA veteran and Spokane native, was hired as an assistant women's basketball coach on May 2, 2014. The standout from Mead high school has been able to transfer her knowledge of the game as a player into developing guards as a coach. Stacy brings tons of energy and enthusiasm, and does a tremendous job of creating relationships with recruits and within the community.

In her eight seasons with the Bulldogs, Clinesmith has mentored 14 All-WCC guards, including one WCC Player of the Year: Elle Tinkle (twice), Keani Albanez, Laura Stockton (twice), Chandler Smith (twice), Jill Townsend (three times, including the 2019-20 Player of the Year), Katie Campbell, Jessie Loera and Kayleigh Truong (twice). In 2019-20, then-freshman Kayleigh Truong was honored as a member of the WCC All-Freshman team.

In 2019-20, Clinesmith mentored WCC Player of the Year Jill Townsend at guard. The junior led the Zags in scoring (12.3 ppg), second in rebounding (5.6 rpg), first in free-throw percentage (85.1), second in field goal percentage (49.7) and third in three-point field goal percentage (41.1). She also tutored Jessie Loera—who led the Zags in assists and finished her career ranked fourth all-time with 445 assists—and Katie Campbell who was selected to the All-WCC Second Team. In 2018-19, both Loera and Laura Stockton averaged over 4.0 assists per game, while Stockton finished her career ranked third all-time in program history with 459 assists. In 2017-18, Clinesmith oversaw three guards in Stockton, Chandler Smith and Loera who all averaged over 2.7 assists per game and scored at least 6.2 points per contest. Smith picked up All-WCC Second Team honors while Emma Stach was selected WCC All-Tournament. In 2016-17, she tutored All-WCC Honorable Mention selection Stockton at point guard; Stockton finished the season with 144 assists, 10th on the single-season GU list. That season, Gonzaga ranked first in the conference in assist-to-turnover ratio at 1.06.



Clinesmith arrived at Gonzaga following three seasons as an assistant coach at Santa Clara University. During her stint with the Broncos, Clinesmith coached two All-WCC honorees, and All-Freshman selection and five WCC All-Academic honorees. In her first season at SCU, she guided the team to its best start in program history, and as the guard coach, mentored Alyssa Shoji who went on to set the WCC single-season three-point field goal record (99).

Clinesmith began her career in the collegiate ranks serving as Oregon State University's Director of Basketball Operations in 2008-09 and went on to become the assistant coach at Central Washington University in 2010-11.

Before hitting the collegiate coaching ranks, Clinesmith enjoyed a record-setting basketball career. She was tabbed the Washington State 3A Player of the Year while at Mead and went on to become one of the most accomplished guards ever to play at UC Santa Barbara. She finished her college career second in UC Santa Barbara history in assists (647) and fourth in scoring (1,565 points).



Clinesmith led the Gauchos to four-straight NCAA Tournament appearances and earned All-Big West honors three times, starting with her sophomore season, and was named to the Big West All-Freshman Team as a rookie. The Gauchos won the Big West Tournament titles in each of her four seasons and Clinesmith was tabbed the Big West Tournament Most Valuable Player in 2000.

After her collegiate career, Clinesmith was drafted by the Sacramento Monarchs in the second round of the 2000 WNBA Draft and spent two seasons playing for Sacramento before joining the Detroit Shock in 2002. She went on to play with the Springfield Sprint of the National Women's Basketball League (NWBL) and the Gigantes de Carolina in Puerto Rico.

Clinesmith graduated from UC Santa Barbara in 2000 with a bachelor of arts degree in sociology. She has been a certified strength and conditioning coach since 2004.

ASSISTANT COACH CRAIG FORTIER

EIGHTH YEAR - CAL STATE-MONTEREY BAY, 2003

Fortier joined the Gonzaga women's basketball staff on May 5, 2014, rounding out head coach Lisa Fortier's staff hires. Craig, Lisa's husband, brought over a decade of coaching experience with him to Gonzaga, including three seasons as the associate head coach of the Eastern Washington men's basketball team.

Fortier had also previously spent time as a graduate assistant for Gonzaga's men's basketball team from 2004-06; during that same time, Lisa served as the coordinator of basketball operations for GU's women's team.

Working primarily with the posts, he has tutored 13 all-conference forwards including eight first team selections and the first-ever WCC Sixth Woman of the Year (Melody Kempton, 2021). Fortier has mentored two WCC Player of the Year honorees in Jenn Wirth (2021) and Jill Barta (2018). Wirth, a two-time First Team All-WCC selection, collected multiple postseason awards, including Honorable Mention AP All-America and DI-AAA ADA Scholar Athlete honors, finishing her career ranked 22nd all-time in scoring with 1,051 points and 8th all-time in rebounding with 685. Barta, who was a three-time First Team All-WCC selection in three seasons, became just the third Zag in program history to do that. Barta finished seventh all-time with 1,620 points and 11th all-time with 652 rebounds. She was drafted into the WNBA after three seasons on the court at Gonzaga. Under his tutelage, Zykeria Rice, Kiara Kudron and Sunny Greinacher were also selected First Team All-WCC. Rice also joined Barta in the WNBA ranks, earning a training camp spot with the Seattle Storm in 2019.

While at Eastern Washington, Fortier helped direct the Eagles' defense, and in 2013-14, EWU finished in the top three in the Big Sky in three different categories, including blocked shots (1st; 4.3), field goal percentage defense (2nd; 44.6) and three-point field goal percentage defense (3rd; 34.5). The Eagles also had top three season in school history in turnovers per game, averaging 12.0 in 2013-14, 13.4 in 2012-13 and a school best 11.8 in 2011-12.

Prior to his time with the Eagles, Fortier was instrumental in helping the Whitworth men's basketball program reach new heights. In 2010-11, Fortier helped the Pirates advance to the NCAA Division III Sectional Final (Elite Eight) for the first time in program history.

Whitworth ended that season with an impressive 28-2 mark, also a program record.

Fortier's experience also includes a one-year stint as an administrative assistant for the men's basketball team at Colorado State University and a one-year stint and the assistant men's basketball coach for his alma mater, Cal State Monterey Bay.

He graduated from Cal State Monterey Bay in 2003 with a degree in human connection. He earned his master's degree in sport and athletic administration from Gonzaga in 2006.

Fortier has been married to Lisa since 2006 and they have two sons Marcus (2010) and Calvin (2012), and a daughter, Quincy (2014).



DIRECTOR OF OPERATIONS - ALEX YOUNG

SECOND YEAR - SAN DIEGO, 2018

Alexandria (Alex) Young joined the Gonzaga women's basketball program in October 2020. Young came to Gonzaga following two seasons with Fresno State women's basketball.

As the Director of Basketball Operations, Young oversees all day-to-day operations within the basketball office, coordinates travel, community service opportunities and summer camps.

Prior to her tenure at Gonzaga, Young worked as the Graduate Assistant for Fresno State women's basketball where she served as the assistant to the recruiting coordinator. She was also responsible for organizing team travel, outreach programs, equipment and video exchange. In addition, Young was tasked with creating graphics and videos for social media and recruiting.

Young attended the University of San Diego, where she was a five-year member of the women's basketball team. She earned a Bachelor's degree in communication studies with a minor in visual arts in 2018 and secured her Master's degree in sports administration from Fresno State in May of 2020.



VIDEO COORDINATOR - KIARA KUDRON

SECOND YEAR - GONZAGA, 2017

Kiara Kudron joined the Gonzaga women's basketball program as video coordinator in October 2020. Kudron, who played for the Zags from 2012-17, arrived at Gonzaga after playing three seasons of professional basketball overseas.

As the video coordinator, Kudron will be responsible for using video editing software to compile breakdowns of specific plays and/or techniques to help analyze the team's performance in order to inform future practice sessions and strategies.

Prior to Kudron's return to Gonzaga, she spent 2017-20 playing professional basketball overseas in Madrid, Spain and Contern, Luxembourg. During her career at Gonzaga, Kudron helped the Bulldogs to four NCAA Tournament berths, four WCC regular-season titles and three WCC Tournament titles. She finished her career ranked 11th all-time in rebounds with 651 and was selected to the 2016-17 All-WCC First Team, 2017 WCC All-Tournament, 2016-17 WCC All-Academic and 2016-17 DI-AAA Scholar Athlete Team.

Kudron graduated from Gonzaga with a Bachelor's degree in physical education with a concentration in health and fitness. She earned her Master's in organizational leadership. Kudron currently resides in Liberty Lake, Wash.





0
ESTHER LITTLE

G \ 6-2 \ FR
Ipswich, England
Ipswich Basketball Academy (IBA)

IPSWICH BASKETBALL ACADEMY: Has been a national team member at every age group in England, and she has logged more than 50 games of international play to date ... For the past two seasons, Little has played at the senior women's level in England ... Won the U16 and senior women's National Cups with Ipswich, along with several divisional titles in the National Basketball League ... Set a new British record in rebounds at an individual tournament after averaging 12.1 per game in Skopje, Macedonia, and in 2018 she was named the Women's Elite Academy Basketball League Player of the Week after scoring 11 points and hauling in 19 rebounds in a 49-46 victory for Copleston ... Last season, Little averaged 15.5 points, 19.5 rebounds, and 6.8 assists.





1

ANAMARIA VIRJOGHE

F \ 6-5 \ R-SR
Targoviste, Romania
Northwest Christian



2021 WCC ALL-ACADEMIC HONORABLE MENTION
2020 WCC ALL-ACADEMIC HONORABLE MENTION
2018 NAIA HONORABLE MENTION ALL-AMERICAN

REDSHIRT JUNIOR (2020-21)

Played in 24 games on the season...scored 40 points on the season, scoring a season-high four points on four different occasions...nine blocks on the year...shot 71.4 percent from the charity stripe.

REDSHIRT SOPHOMORE (2019-20)

Played in 29 games...scored a career-high eight points against Texas Southern...grabbed a career-high nine rebounds against Pepperdine, playing a career-high 18 minutes against the Waves...blocked 11 shots on the season...All-WCC Academic Honorable Mention.

SOPHOMORE (2018-19)

Redshirted.

NORTHWEST CHRISTIAN (2017-18)

Played for Northwest Christian in 2017-18 ... NAIA Honorable Mention All-American, first in school history ... Cascade Collegiate Conference Freshman of the Year and First Team All-CCC ... averaged 15.4 points per game while also averaging 6.5 rebounds and 2.3 blocks per contest ... led NCU to first NAIA National Championships appearance.

HIGH SCHOOL

Attended Voievodul Mercea school in Targoviste, Dambovita, Romania ... member of the Romania U18 National Team....MVP of the u18 National Championships.

MISC.

Daughter of Monica and Valentin ...enjoys reading and dancing.

CAREER STATISTICS - NORTHWEST CHRISTIAN

Season	GP-GS	Min/Avg	Total		3-Point		F-Throws		Rebounds			Scoring					
			FG-FGA	Pct	FG-FGA	Pct	FT-FTA	Pct	Off-Def	Tot	Avg	PF-FO	Ast	TO	Blk	Stl	Pts/Avg
2017-18	30-30	671/22.4	183-367	.499	1-4	.250	94-132	.712	78-116	194	6.5	72-2	37	72	69	17	461-15.4

CAREER STATISTICS - GONZAGA

Season	GP-GS	min/avg	Total		3-Point		F-Throws		Rebounds				Scoring							
			fg-fga	pct	fg-fga	pct	ft-fm	pct	off	def	tot	avg	pf	fo	ast	to	blk	stl	pts	avg
2019-2	28-0	223/7.7	18-57	.316	0-0	.000	12-17	.706	20	38	58	2.0	33	0	8	17	12	2	44	1.5
2020-2	24-0	201/8.4	15-42	.357	0-0	.000	10-14	.714	18	33	49	2.0	18	0	8	17	18	9	40	1.7
TOTAL	53-0	424/8.0	31-99	.313	0-0	.000	22-31	.710	38	71	107	2.0	51	0	16	34	28	11	84	1.6



3

PAYTON MUMA

G \ 5-8 \ FR
Highlands Ranch, Colo.
Highlands Ranch HS

HIGH SCHOOL

Had a stellar junior season with Highlands Ranch, leading the Falcons to a 21-6 overall record and a trip to the Final Four of the state tournament for the second-straight season ... Was selected All-State in 2020 after averaging 15.2 points, 4.1 assists, 3.1 steals and 2.9 rebounds per game ... Was ranked as the No. 2 player in the state of Colorado for the class of 2021 by Prep Girl Hoops.



professionally...chose Gonzaga because "of the coaches and the successful culture they have created."

4
ABBY
O'CONNOR

G/F \ 6-0 \ SR
South Bend, Ind.
Loyola University Chi-



cago

SENIOR (2020-21)

Became eligible to play on Dec. 6 when the NCAA approved her waiver to play immediately...averaged 2.7 points per game and 1.8 rebounds per game in 13.3 minutes in 25 games played...scored a season-high nine points at Wyoming on Dec. 8, finishing 3-of-4 from long range... hauled in a season-high four rebounds in back-to-back games to end the season...shot 39.1 percent from long range and 37.8 percent from the floor.

LOYOLA CHICAGO

Averaged 12.5 points per game shooting 40.6 percent from the floor and 34.5 percent from long range in three seasons with the Ramblers...added 7.0 rebounds, 1.5 assists and 0.7 steals per outing...led Loyola Chicago in scoring, rebounding and blocks each of the last two seasons...collected four All-Missouri Valley accolades in three seasons, earning First Team All-MVC and All-Defensive honors in 2018-19, honorable mention in 2019-20 in addition to being selected to the MVC All-Freshman team in 2017-18...became the 25th player in Rambler history to surpass 1,000 career points in February 2020, finishing the season with 1,124 career points...one of two players in Rambler history to have 1,000 points, 500 rebounds and 100 career blocks...among the Missouri Valley Conference, O'Connor ranked 13th in scoring, fifth in rebounding and 11th in blocked shots during the 2019-20 campaign.

HIGH SCHOOL

Two-time Northern Indiana All Star for head coach Sydney Smallbone at Saint Joseph High School ... Averaged a balanced 8.8 points and 6.6 rebounds during her high school career ... Earned Honorable Mention All-State accolades as a senior to go along with Second Team All-Northern Indiana Athletic Conference (NIAC) honors after helping lead the Indians to an Indiana High School Athletic Association (IHSAA) 3A State Championship ... Appeared on the club level with MBA Select for coach Becca Bruszewski ... National Honor Society Member.

MISC.

Daughter of Jim and Diana O'Connor...has two brothers, Brian and Danny...majoring in political science with aspirations to play basketball



SEASON	TEAM	GP-GS	MIN/AVG	Field Goals		3-Point		F-Throws		Rebounds				Scoring						
				FG-FGA	FG%	3FG-FGA	3FG%	FT-FTA	FT%	OFF	DEF	TOT	AVG	PF-FO	AST	TO	BLK	STL	PTS	AVG
2017-18	Loyola	30-30	952/31.7	117-300	.390	17-59	.288	65-75	.867	35	132	167	5.6	66-2	43	71	35	31	316	10.5
2018-19	Loyola	31-31	1036/33.4	166-375	.443	56-135	.415	64-72	.889	24	211	235	7.6	56-0	34	58	50	12	452	14.6
2019-20	Loyola	29-28	948/32.7	132-347	.380	42-139	.302	50-62	.806	55	177	232	8.0	69-2	58	38	21	24	356	12.3
2020-21	Gonz	25-1	337/13.5	25-66	.379	18-46	.391	0-0	.000	15	29	44	1.8	24-0	11	10	4	5	68	2.7
TOTAL FOR Gonz		25-1	337/13.5	25-66	.379	18-46	.391	0-0	.000	15	29	44	1.8	24-0	11	10	4	5	68	2.7
TOTAL		115-90	3273/28.5	440-1088	.404	133-379	.351	179-209	.856	129	549	678	5.9	215-4	146	177	110	72	1192	10.4



5

MAUD HUIJBENS

F \ 6-3 \ FR
Hilversum, Netherlands
Syracuse

HIGH SCHOOL/SYRACUSE

Huijbens was injured in her first season at Syracuse and saw action in a single game against Miami on Jan. 17. Prior to arriving at Syracuse, Huijbens was the No. 12-ranked post player in the class of 2020. A long-time member of the Netherlands National Team, she averaged 11.9 points, 6.5 rebounds and 0.5 assists at the U18 Women's European Championship in Skopje (Division B). The Hilversum, Netherlands, native also participated in Basketball Without Borders, organized by FIBA and the NBA






10

CALLI STOKES

G \ 5-11 \ FR
Redondo Beach, Calif.
Redondo

HIGH SCHOOL

One of the top guard/forward combos in Southern California ... According to MaxPreps, she ranked 76th among all women's basketball recruits in California ... Had a career-high of 37 points in high school ... Averaged 21 points per game, 11.5 rebounds per game, 3.5 steals per game and 3 assists per game ... Was a State Champion in 2018 and a First-Team All-State in 2018, 2019 and 2021 ... Chosen as the Daily Breeze Player of the Year in 2021 ... Was named to the Bay League 1st team in 2018 through 2021 ... Named Bay League's Most Valuable Player in 2021.





11

KAYLEIGH TRUONG

G / 5-8 / JR
Houston, Texas
Jersey Village

a physical therapist...chose Gonzaga because “the school has a family atmosphere and a good basketball program. I wanted to also continue building my faith.”

2021 HONORABLE MENTION ALL-WCC
2020 WCC ALL-FRESHMAN TEAM

SOPHOMORE (2020-21)

Saw action in all 27 games for the Bulldogs, starting 26 at guard...led the Zags in assists and ranked third in the West Coast Conference in assists per game with 4.1...logged 12 games on the season with at least five assists...dished out a career-high nine assists at Saint Mary’s, two days after delivering a then-career-high eight assists at Pacific...ranked fourth on the team in scoring at 7.8 points per game, shooting 38.9 percent from the floor...carried a 1.9 assist-to-turnover ratio...scored in double-figures eight times on the season.

FRESHMAN (2019-20)

Played in 28 games, starting in eight...scored a season-high 18 points in her collegiate debut against CSU Bakersfield, going 4-6 from beyond the arc...dished out a season-high seven assists against Texas Southern...blocked four shots on the season...played a season-high 31 minutes at Loyola Marymount...shot 36.2 percent from the floor...named to the WCC All-Freshman Team.

HIGH SCHOOL

Graduated 2019 from Jersey Village High School in Houston, Texas...led the Falcons to a District 17-6A championship with a 33-3 overall record her senior season with a perfect 16-0 record in district play...averaged 16.5 points, 6.1 rebounds, 3.4 assists and 2.6 steals per game her senior season...finished in double-figures 24 times her senior season with 10 20-point performances and one 31-point effort...averaged 18.8 points, 2.6 assists, 5.4 rebounds and 2.7 steals per game for her high school career...three-time First Team All-District 17-6A performer...twice named to the All-Greater Houston Preseason Team (2017-18; 2018-19)...also participated in the 2018 USA Basketball Women’s U17 World Cup Team Trials in May 2018...ranked by ESPN as the 28th best point guard in the nation...McDonald’s All-American nominee...also a three-time CFISD First Team Academic All-District performer.

MISC.

Daughter of Katherine Nguyen and Man Truong...has one brother, Jonathan, and a twin sister, Kaylynne...twin sister Kaylynne also plays for Gonzaga...majoring in human physiology with the hopes of becoming



CAREER STATISTICS

Season	gp-gm		Total		3-Point		F-Throws		Rebounds				Scoring							
	pts	reb	pts	reb	pts	reb	pts	reb	off	def	tot	avg	pts	reb	ast	blk				
2019-2	28-8	607/21.7	54-149	.302	27-73	.370	34-44	.773	13	43	56	2.0	39	0	76	57	4	31	189	6.0
2020-2	27-28	686/24.7	75-193	.389	31-80	.344	30-43	.698	7	53	60	2.2	45	0	110	59	0	29	211	7.8
TOTAL	55-34	1273/23.1	129-342	.377	58-153	.356	64-87	.736	20	96	116	2.1	84	0	186	116	4	60	390	6.9

some of the most experienced and disciplined coaches on the west coast and to challenge myself against elite level athletes day in and day out.”



12

ELIZA HOLLINGSWORTH

F / 6-2 / R-SO
Melbourne, Australia
St. Leonard's College

REDSHIRT FRESHMAN (2020-21)

Sat out the first half of the season due to injury...saw action in 10 games in her debut season, scoring 24 points to average 2.4 points per game...added 1.0 rebounds per contest...netted a season-high eight points against Pepperdine on Feb. 25, finishing 3-of-4 from the floor and 1-of-2 from long range...was 10-of-15 from the floor on the season to shoot 66.6 percent...was also 3-of-6 from beyond-the-arc to shoot 50.0 percent.

FRESHMAN (2019-20)

Redshirted.

AUSTRALIA

Attended St. Leonard's College in Melbourne, Australia...was also a scholarship holder at the Mentone Grammar School in Melbourne and Radford College in Canberra...completed Year 12 ATAR with high distinction...played for Basketball Victoria, completing the National Intensity Program in 2016 followed by the National Performance Program in 2017...was also a scholarship holder at the Basketball Australia Centre of Excellence, graduating in 2018...averaged 4.8 points and 6.2 rebounds per contest... also played for Vic Metro out of Victoria for three seasons...represented Vic Metro at the 2016, 2017 and 2018 Australian Championships...helped Vic Metro to gold medal finishes in 2016 and 2018 with a bronze in 2017...averaged 11.3 points and 9.8 rebounds per game shooting 44.0 percent from the floor and 91.9 percent from the charity strip during Vic Metro's 2018 gold medal run...played junior basketball with the Victorian Junior Basketball League for the Knox Raiders, Melbourne Tigers and Sandringham, winning a Victorian Championship.

AUSTRALIAN NATIONAL TEAM

Represented Australia on both the U16 and U17 national teams...helped Australia to a gold medal at the Asian Championships in Bengaluru, India...led Australia to a bronze medal finish at the Under 17s World Championships in Minsk, Belarus in 2018.

MISC.

Daughter of Brad and Kas...has one brother, Austin...major is undecided...chose Gonzaga because "I am excited to develop my game under



CAREER STATISTICS

Season	gp-gs	min/fg	Total		3-Point		F-Throws			Rebounds				Scoring						
			fg-pts	pc%	fg-pts	pc%	ft-fts	pc%	off	def	tot	avg	pt	reb	ast	pts	avg			
2020-2	10-0	307:3.6	10-15	.667	3-6	.500	1-1	1.00	3	7	10	1.0	7	0	0	3	1	1	24	2.4
TOTAL	10-0	307:3.6	10-15	.667	3-6	.500	1-1	1.00	3	7	10	1.0	7	0	0	3	1	1	24	2.4



13

CIERRA WALKER

G / 5-8 / R-SR
Oregon City, Ore.
Vanderbilt / Oregon City

MISC.

Daughter of Cliff Walker and Tami Bannick...three-time national finalist for the NFL Punt, Pass & Kick competition...played softball for nine years...chose Gonzaga "because I love the team culture that this program has, and I felt like I fit into the family atmosphere. I love the way the team competes and how they play with passion and they have the will to win. They have the pieces to compete with all teams, and I'm excited to be a part of it!"



**2021 Division I-AAA Athletic Directors Association Scholar Athlete
2021 WCC ALL-ACADEMIC HONORABLE MENTION**

REDSHIRT SENIOR (2020-21)

Played in all 27 games, starting 25 at guard...ranked sixth on the squad in scoring at 6.5 points per game...led the Zags in long-range shooting, averaging 40.5 percent from beyond-the-arc...finished in double-figures seven times on the season and hit at least two treys in 14 games on the season with four three-point field goals on three separate occasions...was 14-of-15 from the charity stripe to shoot 93.3 percent...Division I-AAA ADA Scholar Athlete...WCC All-Academic Honorable Mention.

SENIOR (2019-20)

Redshirted due to NCAA transfer rules.

VANDERBILT

Played three seasons at Vanderbilt...averaged 8.9 points per game shooting 39.1 percent from the floor and 39.2 percent from long range in first three seasons...added 2.6 rebounds and 2.5 assists per game...emerged as one of the top long-range shooters in the SEC during her junior campaign in 2018-19...ranked sixth in the conference in three-point percentage at 39.1...also ranked seventh in treys made (70) and attempted (178)...ranked second on the team in scoring at 10.8 points per contest, netting a career-high 25 points against Auburn on Jan. 17, 2019...during that game, finished 8-of-12 from long range, which ties the Vanderbilt program record for threes made in a single game.

HIGH SCHOOL

First Team All-State Tournament team... Three Rivers League Player of the Year... Was ranked No. 25 by ESPN HoopGurlz and No. 21 by Prospects Nation at her position on Signing Day... Oregon Class 6A state scoring champion... McDonald's All American Nominee... Gatorade Player of the Year Nominee... 2016 All Classification USA Today First Team All-State... Mt. Hood Conference Player of the Year... 2015-16 American Family Insurance All-USA Oregon Girls Basketball Team... Is the all-time Oregon City High record holder for 3-point FG's made with 249 and career assists with 416... Shot 45 percent from 3-point range in her high school career.

CAREER STATISTICS

SEASON	TEAM	GP-GS	MIN/AVG	Field Goals		3-Point		F-Throws		Rebounds				Scoring						
				FG-FGA	FG%	3FG-FGA	3FG%	FT-FTA	FT%	OFF	DEF	TOT	AVG	PF-FO	AST	TO	BLK	STL	PTS	AVG
2016-17	Vandy	22-12	569/25.9	43-131	.328	31-90	.344	29-33	.879	10	40	50	2.3	29-1	63	27	2	17	146	6.6
2017-18	Vandy	31-17	948/30.6	83-207	.401	62-146	.425	41-49	.837	11	70	81	2.6	45-1	76	50	0	22	269	8.7
2018-19	Vandy	30-30	1070/35.7	108-257	.420	70-178	.393	39-45	.867	5	76	81	2.7	40-0	51	37	0	30	325	10.8
2020-21	Gonz	27-25	680/25.2	58-156	.372	45-111	.405	14-15	.933	16	56	72	2.7	23-0	31	20	2	26	175	6.5
TOTAL FOR Gonz		27-25	680/25.2	58-156	.372	45-111	.405	14-15	.933	16	56	72	2.7	23-0	31	20	2	26	175	6.5
TOTAL		110-84	3267/29.7	292-751	.389	208-525	.396	123-142	.866	42	242	284	2.6	137-2	221	134	4	95	915	8.3



14

KAYLYNNNE TRUONG

G / 5-8 / JR
Houston, Texas
Jersey Village

MISC.

Daughter of Katherine Nguyen and Man Truong...has one brother, Jonathan, and a twin sister, Kayleigh...twin sister Kayleigh also plays for Gonzaga...majoring in kinesiology...chose Gonzaga because "I felt like I can grow my faith and I loved the team and coaching staff. I was surrounded by great people and they made me feel welcome."

2021 WCC ALL-ACADEMIC HONORABLE MENTION

SOPHOMORE (2020-21)

Played in all 27 games, starting one...ranked second on the team in assists per game with 3.0...recorded a career-high nine against Pacific on Jan. 4...had at least four assists in 12 contests on the year...averaged 4.1 points per game for the Zags...reached double figures against Eastern Michigan on Dec. 20 with 11, finishing a perfect 4-of-4 from the floor and 2-for-2 from long range...shot 33.3 percent from beyond-the-arc, finishing 22-of-66 for the season...was 35.5 percent from the floor and 86.7 percent from the charity stripe...played a season-high 30 minutes in the WCC Championship against BYU, scoring eight points with two assists, two steals and two rebounds...carried a 1.7 assist-to-turnover ratio on the year.

FRESHMAN (2019-20)

Saw action in all 31 games for the Zags...scored a season-high nine points on three occasions...recorded five steals at Portland...18 made threes on the year...shot 43.9 percent from beyond-the-arc to lead the Zags...played a season-high 25 minutes at Pepperdine.

HIGH SCHOOL

Graduated 2019 from Jersey Village High School in Houston, Texas...led the Falcons to a District 17-6A championship with a 33-3 overall record her senior season with a perfect 16-0 record in district play...named the District 17-6A Most Valuable Player after averaging 19.5 points, 4.2 rebounds, 4.5 assists and 3.2 steals per game her senior season...finished in double-figures every game during the 2018-19 season with 15 20-point performances and one 31-point effort...averaged 19.5 points, 4.5 assists, 4.2 rebounds and 3.2 steals per game for her high school career...three time First Team All-District 17-6A performer and was twice named to the All-Greater Houston Preseason Team (2017-18; 2018-19)...was selected as the District 17-6A Newcomer of the Year in 2016...also collected TABC Girls All-Region Class 6A Region 3 honors in 2018...participated in the 2018 USA Basketball Women's U17 World Cup Team Trials in May 2018...ranked by ESPN as the 28th best point guard in the nation...three-time CFISD First Team Academic All-District 17-6A.



CAREER STATISTICS

Season	gp-gs minutes		Total		3-Point		F-Throws		Rebounds				Scoring												
	gp	gs	fg-fgm	pcnt	fg-fgm	pcnt	ft-fm	pcnt	off	def	tot	avg	pt	fg	tot	ast	pts	avg							
2019-2	31	0	443	14.3	40	04	.426	18	41	.436	14	23	.608	11	29	40	1.3	22	0	53	33	1	24	112	3.6
2020-2	27	1	464	17.2	36	107	.355	22	68	.333	13	15	.867	10	42	52	1.9	32	0	61	47	1	20	111	4.1
TOTAL	58	1	907	15.6	76	201	.388	40	107	.374	27	38	.711	21	71	92	1.6	54	0	134	80	2	44	223	3.8



15

YVONNE EJIM

F \ 6-0 \ SO
Calgary, Alberta
Edge School

(brother) and Melvin (brother)...plans to major in human physiology with hopes of becoming a doctor...chose Gonzaga because "of the inviting and positive environment, and the amazing basketball program they have created. I knew this was the place I was going to get the best four years out of my life. The academics are a bonus, but the family atmosphere and the competitiveness I felt from the university and team, was something I really wanted."

2021 WCC ALL-TOURNAMENT TEAM
2021 WCC ALL-FRESHMAN TEAM

FRESHMAN (2020-21)

Saw action in 25 games in her first season as a Zag, averaging 3.7 points per game and 2.1 rebounds in an average of 6.5 minutes per game... scored at least five points on nine different occasions, finishing in double-figures twice...was named the West Coast Conference Freshman of the Week after averaging 8.5 points per game on the road at Santa Clara and San Francisco...at SCU, went 2-for-3 from the floor with two boards in 16 minutes of play for seven points...followed it up with 10 points at San Francisco in 15 minutes, finishing a perfect 5-of-5 from the floor with three rebounds...was instrumental in Gonzaga's come-from-behind buzzer-beating victory over BYU in the WCC Tournament Championship...finished with 13 points and nine rebounds, including a pivotal offensive rebound with less than a second remaining to give the Zags possession...named to the WCC All-Tournament Team for her efforts.

HIGH SCHOOL

Graduated from the Edge School in June 2020...was a multi-sport athlete in high school, playing both basketball and volleyball...named Miss Basketball Alberta following her junior season after averaging 24.8 points per game on 56.4 percent shooting to go along with 15.5 rebounds, 3.5 assists and 4.3 steals per game...three-time Most Valuable Player selection (2017, 2018, 2020)...averaged 22.0 points per game shooting 55.4 percent from the floor to go along with 13.7 rebounds per game her sophomore season...graduated with a 3.61 GPA while earning multiple academic honors including the Mountaineer Award and the Principal's List.

INTERNATIONAL

Part of the Canadian National Team...has seen action in multiple international tournaments, most recently at the 2019 FIBA U19 Women's World Cup in Thailand...while competing with the U17 Canadian National Team at the FIBA U17 Women's Basketball World Cup in Belarus in 2018, averaged 6.9 points, 6.9 rebounds and 1.7 assists.

MISC.

Daughter of Otonye and Chucks...has seven siblings, Amaka (sister), Oge (sister) Ekene (brother), Deon (brother), Kenny (brother), Ryan



CAREER STATISTICS

Season	gp-gs	min	Total		3-Point		F-Throws			Rebounds				pts		Scoring				
			fg	pta	fg	pta	ft	fta	pc	off	tot	ast	blk	stl	pts	avg				
2020-21	25-0	163:41.5	40-88	100	0-0	000	13-24	542	29	23	52	2.1	21	0	5	13	8	8	93	3.7
TOTAL	25-0	163:41.5	40-88	100	0-0	000	13-24	542	29	23	52	2.1	21	0	5	13	8	8	93	3.7



24

McKayla Williams

G \ 6-1 \ SO
Los Angeles, Calif.
Winward High School

FRESHMAN (2020-21)

Saw action in 20 games on the season...averaged 4.0 minutes per game...scored seven points on the season...netted her first career trey against Pepperdine on Feb. 25...grabbed a season-high four rebounds against North Alabama on Dec. 21...five steals on the year.

HIGH SCHOOL

Graduated from Windward School in May 2020...three-sport athlete in basketball, volleyball and track...ranked as the ninth-best wing and 87th overall player of her class by ESPN...averaged 12 points, eight rebounds and four assists per game her senior season...led the Wildcats to a combined 110-19 overall record over her four years...led Windward to: a California Division I State Title, California Open Division State Title and a CIF Southern Section Open Division title in both 2018 and 2019...in 2019, helped the Wildcats to a 26-6 overall record and a No. 13 national ranking according to MaxPreps...a two-time Second Team All-CIF Southern Section and two-time All-State performer...named First Team All-Gold Coast League, First Team All-CIF Southern Section...part of the Los Angeles Times All-Star Girls Basketball Team...also played two years of volleyball...named First Team All-Gold Coast League and First Team All-CIF Southern Division...also won a Gold medal at the Junior Olympics...in track, rank the 4x4 and 4x1 for two seasons...also a stellar student, earning back-to-back honor roll distinctions in 2018 and 2019.

MISC.

Daughter of Virgil Williams and Marisa Blackshire...has two brothers, Quentin and Lucas, and two sisters, Lola and Reshanda...major is undecided...chose Gonzaga because "I loved the coaching staff, winning culture and system where I can fit in."



CAREER STATISTICS

Season	gp-gs	minutes	Total		3-Point		F-Throws			Rebounds				Steals			Scoring			
			fg-pts	pts	fg-pts	pts	ft-pts	pts	off	def	tot	avg	pf	to	mt	stl	blk	pts	avg	
2020-2	20-0	80:40	1-12	163	1-5	167	4-4	1.00	1	9	10	0.5	10	0	3	10	1	5	7	0.4
TOTAL	20-0	80:40	1-12	163	1-5	167	4-4	1.00	1	9	10	0.5	10	0	3	10	1	5	7	0.4



32

KYLEE GRIFFEN

G \ 6-2 \ SR
Marysville, Wash.
Lake Stevens

REDSHIRT SOPHOMORE (2020-21)

Did not play due to injury.

REDSHIRT FRESHMAN (2019-20)

Did not play due to injury.

FRESHMAN (2018-19)

Redshirted.

HIGH SCHOOL

Attended Lake Stevens High School ... was a four-time First Team All-WESCO selection ... ESPN ranked her 79th overall in her class and the 11th best wing ... named the Herald's Player of the Year and 2018 Seattle Star Times ... McDonald's All-American nominee ... Gatorade Player of the Year nominee ... senior year won WESCO 4A and Northwest District Championships ... had 13 double-doubles and averaged 20.9 points, 10.5 rebounds, and three assists per game her final season ... scored over 1300 career points ... scored 42 points in a game her senior year, a school record ... junior year nearly averaged a double-double at 17.7 points per game and 9.4 rebounds per game ... had a 3.7 GPA.

MISC.

Daughter of Alisa and Dexter ... has three sisters, Kiersten, Kendra, and Chanel ... mom played basketball at Boise State and father played at Eastern Washington and Montana State ... majoring in kinesiology with the goal to be a physical therapist ... can carve an apple into a swan.



CAREER STATISTICS

Season	GP-GS	Min/Avg	Total		3-Point		F-Throws		Rebounds			Scoring		
			FG-FGA	Pct	FG-FGA	Pct	FT-FTA	Pct	Off-Def	Tot	Avg	PF-FO	Ast	TO



33

MELODY KEMPTON

F \ 6-1 \ SR
Post Falls, Idaho
Post Falls

her 85th overall and the 17th best forward in her class ... she averaged 15 points per game and 8.2 rebounds per game, 3.2 steals per game, 2.3 assists per game, and 2.1 blocks per game, while shooting 60 percent from the field her junior year ... she was named the Jack Blair Memorial Game MVP ... she averaged 13.8 points per game and 10 rebounds per game her sophomore season ... is a three-time Idaho High Jump State Champion, a Triple-Jump Champion, and the two-time North Idaho Female Track Athlete of the Year... had 4.0 GPA ... also swam ... was named the Female Scholar-Athlete of the Year twice, and was a four-year scholar-athlete.

MISC.

Daughter of Darrell and Teresa ... has two brothers, Matt and Max ... majoring in human physiology to be an occupational therapist ... raises pigs in Post Falls.

2021 WCC SIXTH PLAYER OF THE YEAR
2021 HONORABLE MENTION ALL-WCC

JUNIOR (2020-21)

Took home the first-ever WCC Sixth Woman of the Year award...saw action in 25 games on the season with one start...ranked sixth on the team in scoring at 6.6 points per contest and fourth in rebounding with 3.6... led the Zags in field goal percentage at 60.7...reached double figures six times on the season with a season-high 13 points against Eastern Michigan on Dec. 20...that same game hauled in a season-high eight boards... added 18 assists, 10 steals and five blocks on the season.

SOPHOMORE (2019-20)

Played in all 31 games, starting in two...scored a career-high 18 points against Purdue in the Gulf Coast Showcase championship...recorded one double-double on the season with 12 points and 10 rebounds at Stanford...third on the team with 23 blocks...averaged 7.0 points per game... shot 51.9 percent from the field...147 rebounds on the year to average 4.7 per contest, good for third on the team.

FRESHMAN (2018-19)

Played in all 32 games...scored a season-high 14 points against Notre Dame on Nov. 22...had a season-high 10 rebounds against Washington State on Dec. 9...tied for second most blocks on the team with 20... twice recorded a season-high three blocks...shot 48 percent from the field on the year.

HIGH SCHOOL

Attended Post Falls High School ... was the four-time 5A Inland Empire League Player of the Year leading her team to the state championship her senior year ... Post Falls HS all-time leading scorer (1,486) , rebounder (892), and shot blocker (211) ... was named the Gatorade Player of the Year and a McDonald's All-American Game nominee her senior season ... she was a two-time member of the 5A All-Idaho team, including the Player of the Year, and was twice named the North Idaho Female Athlete of the Year and Female Basketball Player of the Year ... she was a three-time All-State selection, twice being named first team ... averaged 16 points per game, 8.1 rebounds per game, 3.1 blocks per game, 2.5 steals per game, and two assists per game her senior year ... her junior year she was named All-Inland Northwest Second Team ... ESPN ranked



CAREER STATISTICS

Season	gp-gs	min	Total		3-Point		F-Throws			Rebounds					Scoring							
			fg	pts	fg	pts	ft	ft%	pts	off	def	tot	avg	pt	pts	avg						
2018-1	34-0	466	137	59	119	.486	0-0	.000	27-40	.675	56	53	109	3.2	57	1	14	30	20	20	145	4.3
2019-2	31-2	641	207	83	160	.519	0-1	.000	52-87	.588	69	78	147	4.7	71	2	18	51	23	14	218	7.0
2020-2	25-1	456	182	65	107	.607	0-0	.000	34-51	.667	41	49	90	3.6	58	1	18	40	5	10	184	6.8
TOTAL	90-3	1563	426	207	388	.536	0-1	.000	113-178	.635	166	180	346	3.8	186	4	50	121	48	44	527	5.9



35

BREE SALENBIEN

G \ 6-2 \ FR
 Adrian, Mich.
 Lenawee Christian

HIGH SCHOOL

Was a four-star recruit that was ranked the seventh-best guard in the nation and 44th-ranked player in her class by ESPN, as she is the highest recruit to sign with the Bulldogs in history ... Was the second-highest ranked recruit from the state of Michigan for the class of 2021 ... Named the AP Division IV Player of the Year each of the last four seasons ... Led Lenawee Christian to back-to-back Division IV state championships in 2018 and 2019 ... Was selected as the Class D Player of the Year in 2018 and was selected USA Today Second Team Michigan in 2019 ... Averaged 25.6 points per game, 11.1 rebounds per game, 4.6 assists per game, 2.7 blocks per game and 3.4 steals per game ... Named the Gatorade Player of the Year in Michigan ... Finished her high school career with 2,059 points and 920 rebounds.



2021-22 GONZAGA WOMEN'S BASKETBALL RECORD BOOK

THE STAT CREW SYSTEM
Gonzaga Combined Team Statistics (as of Jun 22, 2021)
All games

RECORDS:	OVERALL	HOME	AWAY	NEUTRAL
ALL GAMES	23-4	9-0	9-2	5-2
CONFERENCE	16-1	8-0	8-1	0-0
NON-CONFERENCE	7-3	1-0	1-1	5-2

# Player	gp-gs	min	avg	Total		3-Point		F-Throw		Rebounds				pf	dq	a	to	blk	stl	pts	avg
				fg	pts	fg	pts	fg	pts	off	def	tot	avg								
32 TOWNSEND, Jill	27-28	722	26.7	139-280	.49	31-80	.38	58-87	.83	32	103	135	5.0	43	1	64	49	10	35	385	13.5
03 WIRTH, Jenn	27-27	692	25.6	141-262	.53	0-2	.00	61-83	.73	77	143	220	8.1	52	1	64	50	17	29	343	12.7
04 WIRTH, LeeAnne	28-28	581	22.7	100-174	.57	1-4	.25	31-37	.83	54	102	158	6.0	58	1	47	45	13	21	232	8.9
11 TRUONG, Kayleig	27-26	666	24.7	75-193	.38	31-90	.34	30-43	.69	7	53	60	2.2	45	0	110	59	0	29	211	7.8
33 KEMPTON, Melod	25-1	456	18.2	85-107	.80	0-0	.00	34-51	.66	41	48	80	3.6	58	1	18	40	5	10	184	6.8
13 WALKER, Cierra	27-25	679	25.1	58-156	.37	45-111	.40	14-15	.93	16	56	72	2.7	23	0	31	20	2	26	175	6.5
14 TRUONG, Kaylynn	27-1	484	17.2	38-107	.35	22-68	.33	13-15	.86	10	42	52	1.9	32	0	81	47	1	20	111	4.1
15 EJIM, Yvonne	25-0	163	6.5	40-66	.60	0-0	.00	13-24	.54	29	23	52	2.1	21	0	5	13	6	8	93	3.7
38 O'CONNOR, Abby	25-1	332	13.3	25-68	.37	18-48	.38	0-0	.00	15	28	44	1.8	24	0	11	10	4	5	88	2.7
12 Hollingsworth, E.	10-0	36	3.6	10-15	.66	3-6	.50	1-1	1.000	3	7	10	1.0	7	0	0	3	1	1	24	2.4
02 SCANLON, Lily	21-0	174	8.3	15-45	.33	6-18	.33	12-18	.66	2	9	11	0.5	18	1	18	21	1	2	48	2.3
01 VIRJOGHE, Ana	24-0	201	8.4	15-42	.35	0-0	.00	10-14	.71	16	33	49	2.0	18	0	8	17	16	9	40	1.7
05 FORSYTH, Louise	22-1	138	6.3	11-30	.36	5-17	.29	8-8	.75	4	16	20	0.9	14	0	8	5	1	1	33	1.5
24 WILLIAMS, McKay	20-0	80	4.0	1-12	.08	1-6	.16	4-4	1.000	1	9	10	0.5	10	0	3	10	1	5	7	0.4
18 BARFIELD, Gillian	12-1	31	2.6	1-9	.11	0-5	.00	1-2	.50	0	5	5	0.4	3	0	3	2	1	0	3	0.3
Team											43	46	89				12				
Total.....	27	5425		734-156	.481	183-451	.382	288-382	.74	350	725	107	38.8	424	5	489	403	79	201	191	71.0
Opponents.....	27	5425		532-140	.371	140-454	.302	287-413	.69	209	494	703	26.0	452	-	295	407	45	200	149	55.2

TEAM STATISTICS	GON	OPP	Date	Opponent	Score	Att
SCORING	1817	1481	11/28/20	vs South Carolina	L 72-78	0
Points per game	71.0	55.2	11/30/20	vs South Dakota	w 54-50	0
Scoring margin	+15.8	-	12/08/20	at South Dakota St.	Lot 72-75	583
FIELD GOALS-ATT	734-1584	532-1408	12/08/20	at Wyoming	w 88-50	1003
Field goal pct	.469	.378	12/13/20	MONTANA	w 58-51	0
3 POINT FG-ATT	183-451	140-454	12/20/20	vs Eastern Mich.	w 77-68	0
3-point FG pct	.381	.308	12/21/20	vs North Ala.	w 87-57	0
3-pt FG made per gm	6.0	5.2	- 12/28/20	at Loyola Marymount	w 85-82	0
FREE THROWS-ATT	288-382	287-413	- 12/30/20	at Pepperdine	w 58-42	0
Free throw pct	.749	.695	- 01/02/21	SAINT MARY'S (GA)	w 88-37	0
F-Throws made per ga	10.8	10.6	- 01/04/21	PACIFIC	w 78-59	0
REBOUNDS	1075	703	- 01/08/21	PORTLAND	w 75-43	0
Rebounds per game	39.8	26.0	- 01/14/21	at Santa Clara	w 71-52	0
Rebounding margin	+13.8	-	- 01/16/21	at San Francisco	w 78-52	0
ASSISTS	489	285	- 01/24/21	at Portland	w 78-81	0
Assists per game	17.4	10.8	- 01/28/21	at Pacific	w 77-85	0
TURNOVERS	403	407	- 01/30/21	at Saint Mary's (GA)	w 78-52	0
Turnovers per game	14.9	15.1	- 02/02/21	BYU	w 83-58	0
Turnover margin	+0.1	-	- 02/11/21	SAN FRANCISCO	w 78-88	0
Assist/turnover ratio	1.2	0.7	- 02/13/21	SANTA CLARA	w 87-50	0
STEALS	201	200	- 02/18/21	at BYU	L 58-81	153
Steals per game	7.4	7.4	- 02/20/21	at San Diego	w 88-47	0
BLOCKS	79	45	- 02/25/21	PEPPERDINE	w 85-48	200
Blocks per game	2.9	1.7	- 02/27/21	LOYOLA MARYMOUNT	w 77-39	200
ATTENDANCE	400	1739	03/08/21	vs Santa Clara	w 72-82	0
Home games-Avg/Gam	8-44	11-158	03/08/21	vs BYU	w 43-42	0
Neutral site-Avg/Game	-	7-0	03/22/21	vs Belmont	L 58-84	0

Score by Periods	1st	2nd	3rd	4th	OT	Totals
Gonzaga	488	478	474	481	8	1817
Opponents	343	324	381	432	11	1481

* = Conference game

2021-22 GONZAGA WOMEN'S BASKETBALL RECORD BOOK

THE STAT CREW SYSTEM
Gonzaga Combined Team Statistics (as of Feb 27, 2021)
Conference games

RECORD:	OVERALL	HOME	AWAY	NEUTRAL
ALL GAMES	16-1	8-0	8-1	0-0
CONFERENCE	16-1	8-0	8-1	0-0
NON-CONFERENCE	0-0	0-0	0-0	0-0

No. Player	gp-gs	min	avg	Total		3-Point		F-Throw		Rebounds					pf		stl	blk	pts	avg	
				pts	fg-pts	pts	fg-pts	pts	fg-pts	off	def	tot	avg	pts	avg						
03 WIRTH, Jenn	17-17	423	24.9	95-166	.57	0-1	.00	40-47	.85	48	95	143	8.4	29	0	36	27	13	20	230	13.5
32 TOWNSEND, Jill	17-17	436	25.6	59-177	.50	22-49	.44	30-35	.85	24	56	80	4.7	26	1	43	30	4	25	230	13.5
04 WIRTH, LeeAnne	17-17	385	22.6	65-115	.56	1-4	.25	20-24	.83	29	69	98	5.8	33	0	25	24	9	15	151	8.9
11 TRUONG, Kayleig	17-16	416	24.5	53-122	.43	21-58	.36	20-26	.76	4	31	35	2.1	27	0	80	40	0	16	147	8.6
30 KEMPTON, Melod	15-0	271	18.1	40-67	.59	0-0	.00	21-32	.65	26	26	54	3.6	32	0	9	23	3	5	101	6.7
13 WALKER, Cierra	17-16	435	25.6	34-93	.36	25-64	.40	5-5	1.00	9	35	44	2.6	14	0	22	13	2	17	99	5.8
14 TRUONG, Kaylynn	17-0	290	17.1	23-67	.34	13-40	.32	10-11	.90	7	31	38	2.2	23	0	55	32	1	15	69	4.1
15 EJIM, Yvonne	15-0	97	6.5	26-36	.72	0-0	.00	8-13	.61	14	9	23	1.6	11	0	3	8	1	6	60	4.0
30 O'CONNOR, Abby	17-0	228	13.4	15-45	.33	10-32	.31	0-0	.00	11	21	32	1.9	19	0	8	7	4	4	40	2.4
12 Hollingsworth, E.	9-0	31	3.4	9-13	.69	2-4	.50	1-1	1.00	2	5	7	0.8	7	0	0	2	1	1	21	2.3
01 VIRJOGHE, Ana	15-0	136	9.1	13-33	.39	0-0	.00	7-10	.70	11	23	34	2.3	9	0	4	10	11	5	33	2.2
02 SCANLON, Lily	15-0	95	6.3	9-26	.34	4-11	.36	5-8	.62	0	5	5	0.3	7	0	8	16	0	2	27	1.8
05 FORSYTH, Louise	15-1	90	6.0	8-19	.42	3-10	.30	2-4	.50	2	7	9	0.6	6	0	4	3	1	1	21	1.4
24 WILLIAMS, McKay	14-0	47	3.4	1-6	.16	1-2	.50	2-2	1.00	0	3	3	0.2	4	0	2	6	0	5	6	0.4
10 BARFIELD, Gillian	10-1	20	2.0	0-7	.00	0-5	.00	0-0	.00	0	4	4	0.4	2	0	1	1	1	0	0	0.0
Team											28	31	59								7
Total.....	17	3400		480-992	.48	103-280	.36	171-218	.78	216	453	568	39.3	248	1	300	247	51	137	123	72.6
Opponents.....	17	3400		322-870	.37	84-264	.31	155-241	.68	129	297	426	25.1	276	-	176	268	26	124	893	52.5

TEAM STATISTICS	GON	OPP
SCORING	1234	883
Points per game	72.6	52.5
Scoring margin	+20.1	-
FIELD GOALS-ATT	480-992	322-870
Field goal pct	.484	.370
3 POINT FG-ATT	103-280	84-264
3-point FG pct	.368	.318
3-pt FG made per gam	6.1	4.9
FREE THROWS-ATT	171-218	165-241
Free throw pct	.784	.685
F-Throws made per ga	10.1	8.7
REBOUNDS	688	428
Rebounds per game	39.3	25.1
Rebounding margin	+14.2	-
ASSISTS	300	178
Assists per game	17.8	10.4
TURNOVERS	247	288
Turnovers per game	14.5	16.8
Turnover margin	+1.2	-
Assist/Turnover ratio	1.2	0.7
STEALS	137	124
Steals per game	8.1	7.3
BLOCKS	51	28
Blocks per game	3.0	1.5
ATTENDANCE	400	153
Home games-Avg/Game	8-60	8-17
Neutral site-Avg/Game	-	0-0

Date	Opponent	Score	Att
12/28/20	at Loyola Marymount	w 85-62	0
12/30/20	at Pepperdine	w 58-42	0
01/02/21	SAINT MARY'S (CA)	w 89-37	0
01/04/21	PACIFIC	w 79-68	0
01/08/21	PORTLAND	w 75-43	0
01/14/21	at Santa Clara	w 71-62	0
01/18/21	at San Francisco	w 78-62	0
01/24/21	at Portland	w 79-81	0
01/28/21	at Pacific	w 77-85	0
01/30/21	at Saint Mary's (CA)	w 79-62	0
02/02/21	BYU	w 83-68	0
02/11/21	SAN FRANCISCO	w 79-68	0
02/13/21	SANTA CLARA	w 87-60	0
02/18/21	at BYU	L 58-81	153
02/20/21	at San Diego	w 89-47	0
02/25/21	PEPPERDINE	w 95-49	200
02/27/21	LOYOLA MARYMOUNT	w 77-39	200

* = Conference game

Score by Periods	1st	2nd	3rd	4th	Totals
Gonzaga	308	333	285	310	1234
Opponents	198	187	231	277	893

2021-22 GONZAGA WOMEN'S BASKETBALL RECORD BOOK

THE STAT CREW SYSTEM
Gonzaga Season Schedule/Results & Leaders (as of Jun 22, 2021)
All games

RECORD:	OVERALL	HOME	AWAY	NEUTRAL
ALL GAMES	23-4	9-0	9-2	5-2
CONFERENCE	16-1	8-0	8-1	0-0
NON-CONFERENCE	7-3	1-0	1-1	5-2

Date	Opponent	Score	Att.	High Points	High Rebounds
11/29/20	vs South Carolina	72-79 L	(16)	WIRTH, Jenn	(7)WALKER, Clerra (7)WIRTH, LeeAnne
11/30/20	vs South Dakota	W 54-50	(20)	TOWNSEND, Jill	(6)WIRTH, Jenn (6)KEMPTON, Melody (6)TRUONG, Kayleigh
12/06/20	at South Dakota St.	72-75 Lot	583	(29)TOWNSEND, Jill	(10)WIRTH, Jenn
12/08/20	at Wyoming	W 89-50	1003	(16)WIRTH, Jenn	(10)WIRTH, Jenn
12/13/20	MONTANA	W 58-51		(12)WIRTH, LeeAnne	(9)WIRTH, Jenn
12/20/20	vs Eastern Mich.	W 77-68		(18)WIRTH, Jenn	(10)TOWNSEND, Jill (10)WIRTH, Jenn
12/21/20	vs North Ala.	W 87-57		(14)WIRTH, LeeAnne (14)TOWNSEND, Jill (14)WIRTH, Jenn	(12)WIRTH, LeeAnne
12/28/20	*at Loyola Marymount	W 65-62		(19)TOWNSEND, Jill	(10)TOWNSEND, Jill (10)WIRTH, Jenn
12/30/20	*at Pepperdine	W 58-42		(13)TOWNSEND, Jill	(14)WIRTH, Jenn
01/02/21	*SAINT MARY'S (CA)	W 69-37		(11)WIRTH, Jenn	(14)WIRTH, Jenn
01/04/21	*PACIFIC	W 79-59		(26)WIRTH, Jenn	(7)WIRTH, Jenn
01/09/21	*PORTLAND	W 75-43		(21)WIRTH, Jenn	(10)WIRTH, Jenn
01/14/21	*at Santa Clara	W 71-52		(20)TOWNSEND, Jill	(6)WIRTH, LeeAnne
01/16/21	*at San Francisco	W 76-52		(17)TRUONG, Kayleigh	(7)TOWNSEND, Jill
01/24/21	*at Portland	W 79-61		(17)TRUONG, Kayleigh	(6)TOWNSEND, Jill
01/28/21	*at Pacific	W 77-65		(16)WIRTH, Jenn	(9)WIRTH, LeeAnne
01/30/21	*at Saint Mary's (CA)	W 79-52		(20)TOWNSEND, Jill	(14)WIRTH, Jenn
02/02/21	*BYU	W 63-56		(18)TOWNSEND, Jill	(7)WIRTH, Jenn
02/11/21	*SAN FRANCISCO	W 79-66		(19)TOWNSEND, Jill	(9)WIRTH, Jenn (9)WIRTH, LeeAnne
02/13/21	*SANTA CLARA	W 67-50		(12)KEMPTON, Melody (12)WIRTH, Jenn (12)WIRTH, LeeAnne	(9)WIRTH, Jenn
02/18/21	*at BYU	56-61 L	153	(18)WIRTH, Jenn	(10)WIRTH, Jenn
02/20/21	*at San Diego	W 69-47		(16)TOWNSEND, Jill	(12)WIRTH, Jenn
02/25/21	*PEPPERDINE	W 95-49	200	(28)TOWNSEND, Jill	(8)TOWNSEND, Jill
02/27/21	*LOYOLA MARYMOUNT	W 77-39	200	(19)WIRTH, Jenn	(6)WIRTH, Jenn (6)WIRTH, LeeAnne
03/08/21	vs Santa Clara	W 72-62		(14)TOWNSEND, Jill	(10)TOWNSEND, Jill
03/09/21	vs BYU	W 43-42		(18)EJIM, Yvonne	(9)EJIM, Yvonne
03/22/21	vs Belmont	59-64 L		(17)TOWNSEND, Jill	(8)WIRTH, LeeAnne

* = Conference game

Attendance Summary	Games	Attend	Avg/Games
Home	9	400	44
Away	11	1789	163
Neutral	7	0	0
Total	27	2189	79

INDIVIDUAL TOP TENS

SEASON

POINTS

1. Courtney Vandersloot	712 (2010-11)
2. Maria Stack	707 (1984-85)
3. Heather Bowman	641 (2008-09)
4. Kayla Standish	617 (2010-11)
5. Jill Barta	603 (2017-18)
6. Katelan Redmon	600 (2010-11)
7. Tammy Tibbles	597 (1986-87)
8. Heather Bowman	584 (2007-08)
9. Kayla Standish	557 (2011-12)
10. Jill Barta	554 (2016-17)

FIELD GOALS MADE

1. Maria Stack	264 (1984-85)
2. Kayla Standish	261 (2010-11)
3. Katelan Redmon	258 (2010-11)
4. Courtney Vandersloot	254 (2010-11)
5. Tammy Tibbles	240 (1986-87)
6. Heather Bowman	237 (2008-09)
7. Heather Bowman	217 (2007-08)
8. Tammy Tibbles	215 (1984-85)
Lisa Vestal	215 (1985-86)
10. Kayla Standish	214 (2011-12)

FIELD GOAL PERCENTAGE

(minimum two fgm/game)

1. Sheri McNeal	.576 (98-170) 1984-85
2. LeeAnne Wirth	.575 (100-174) 2020-21
3. Kayla Standish	.560 (261-466) 2010-11
4. Tammy Tibbles	.540 (213-398) 1984-85
5. Jenn Wirth	.538 (91-169) 2018-19
Jenn Wirth	.538 (141-262) 2020-21
7. Ashley Burke	.537 (166-309) 2004-05
8. Katelan Redmon	.531 (153-288) 2009-10
Claire Raap	.531 (86-162) 2010-11
10. Katelan Redmon	.530 (258-487) 2010-11

3-POINT FIELD GOALS MADE

1. Jessica Malone	90 (2001-02)
2. Jessica Malone	78 (1999-00)
3. Jessica Malone	77 (2000-01)
4. Shannon Mathews	72 (2002-03)
5. Taelor Karr	69 (2012-13)
6. Ivy Safranski	65 (1993-94)
7. Keani Albanez	64 (2014-15)
Tiffanie Shives	64 (2009-10)
9. Katie Campbell	63 (2018-19)
10. Keani Albanez	60 (2013-14)

3-POINT FIELD GOALS ATTEMPTED

1. Jessica Malone	226 (2001-02)
2. Jessica Malone	225 (2000-01)
3. Jessica Malone	215 (1999-00)
4. Shannon Mathews	202 (2002-03)
5. Keani Albanez	181 (2014-15)
6. Keani Albanez	169 (2013-14)
7. Shannon Mathews	178 (2004-05)
8. Taelor Karr	158 (2012-13)
Lindsay Sherbert	158 (2013-14)
10. Ivy Safranski	155 (1993-94)
Jessica Malone	155 (1998-99)

FREE THROWS MADE

1. Maria Stack	179 (1984-85)
2. Heather Bowman	166 (2008-09)
3. Courtney Vandersloot	162 (2010-11)
4. Jill Barta	155 (2017-18)
5. Heather Bowman	150 (2007-08)
Lisa Nichols	150 (1990-91)
7. Jill Barta	149 (2016-17)
8. Jill Barta	138 (2015-16)
9. Stephanie Hawk	135 (2006-07)
10. Courtney Vandersloot	129 (2008-09)

FREE THROW PERCENTAGE

(min. 2 FT attempted per game)

1. Laura Stockton	.892 (66-74) 2018-19
2. Jill Barta	.876 (155-177) 2017-18
3. Jennifer Mountain	.866 (71-82) 1989-90
4. Keani Albanez	.859 (85-99) 2014-15
5. Ivy Safranski	.852 (92-108) 1994-95
6. Jill Townsend	.851 (57-67) 2019-20
7. Triana Allen	.850 (34-40) 2000-01
8. Chelsea Herman	.846 (77-91) 1995-96
9. Lisa Nichols	.843 (91-108) 1989-90
10. Ivy Safranski	.843 (70-83) 1991-929

REBOUNDS

1. Kayla Standish	304 (2010-11)
2. Lisa Vestal	292 (1984-85)
3. Juanita Rivera	289 (1993-94)
4. Lisa Vestal	288 (1985-86)
5. Shelby Cheslek	283 (2015-16)
6. Kay Koppelman	282 (1990-91)
7. Shelby Cheslek	279 (2014-15)
8. Juanita Rivera	276 (1991-92)
9. Stephanie Hawk	272 (2006-07)
10. Kay Koppelman	267 (1989-90)

ASSISTS

1. Courtney Vandersloot	367 (2010-11)
2. Courtney Vandersloot	321 (2009-10)
3. Courtney Vandersloot	239 (2008-09)
4. Maria Stack	207 (1984-85)
5. Shannon Mathews	197 (2004-05)
6. Courtney Vandersloot	191 (2007-08)
7. Shannon Mathews	162 (2002-03)
8. Taelor Karr	152 (2011-12)
9. Jessie Loera	150 (2019-20)
10. Amy Simpson	149 (1985-86)

STEALS

1. Courtney Vandersloot	121 (2009-10)
2. Courtney Vandersloot	114 (2010-11)
3. Haiden Palmer	105 (2012-13)
4. Haiden Palmer	103 (2013-14)
5. Maria Stack	96 (1984-85)
6. Keani Albanez	80 (2014-15)
7. Haiden Palmer	78 (2011-21)
Ivy Safranski	73 (1994-95)
9. Courtney Vandersloot	69 (2008-09)
10. Jessie Loera	68 (2019-20)

BLOCKED SHOTS

1. Stephanie Hawk	77 (2006-07)
2. Janet Robertson	70 (1981-82)
3. Shelby Cheslek	65 (2015-16)
4. Kayla Standish	59 (2010-11)
5. Vivian Frieson	56 (2008-09)
6. Shelby Cheslek	53 (2014-15)
Juanita Rivera	53 (1991-92)
8. Shelby Cheslek	50 (2012-13)
Kayla Standish	50 (2011-12)
10. Kayla Standish	49 (2009-10)

CAREER

GAMES PLAYED

1. Elle Tinkle	143 (2012-17)
2. Kelly Bowen	138 (2008-12)
Kayla Standish	138 (2008-12)
4. Courtney Vandersloot	136 (2007-11)
5. Sunny Greinacher	135 (2011-15)
Janelle Bekkering	135 (2007-11)
7. Shelby Cheslek	134 (2012-16)
Haiden Palmer	134 (2010-14)
9. Keani Albanez	132 (2011-15)
10. Emma Stach	131 (2014-18)

POINTS

1. Heather Bowman	2,165 (2006-10)
2. Courtney Vandersloot	2,073 (2007-11)
3. Tammy Tibbles	2,011 (1984-88)
4. Jessica Malone	1,703 (1998-02)
5. Ivy Safranski	1,702 (1991-95)
6. Ashley Burke	1,631 (2002-05)
7. Jill Barta	1,620 (2015-18)
8. Kayla Standish	1,583 (2008-12)
9. Jennifer Mountain	1,422 (1987-91)
10. Katelan Redmon	1,412 (2009-12)

FIELD GOALS MADE

1. Tammy Tibbles	828 (1984-88)
2. Heather Bowman	822 (2006-10)
3. Courtney Vandersloot	736 (2007-11)
4. Kayla Standish	630 (2008-12)
5. Ashley Burke	606 (2002-05)
6. Katelan Redmon	595 (2009-12)
7. Ivy Safranski	580 (1991-95)
8. Jessica Malone	568 (1998-02)
9. Amy Simpson	552 (1982-86)
10. Haiden Palmer	550 (2010-14)

FIELD GOAL PERCENTAGE

1. Katelan Redmon	.517 (515-1151) 2009-12
2. Ashley Burke	.516 (606-1174) 2002-05
3. Heather Bowman	.512 (822-1606) 2006-10
4. Sheri McNeal	.507 (152-300) 1982-85
5. Zykera Rice	.506 (409-808) 2015-19
6. Sunny Greinacher	.502 (541-1077) 2011-15
7. Ashley Anderson	.498 (332-666) 2003-06
8. Jenn Wirth	.496 (432-871) 2017-21
9. Jill Townsend	.493 (437-886) 2017-21
10. Lisa Vestal	.491 (401-817) 1983-86

3-POINT FIELD GOALS MADE

1. Jessica Malone	298 (1998-02)
2. Shannon Mathews	208 (2002-05)
3. Ivy Safranski	181 (1991-95)
4. Keani Albanez	164 (2011-15)
5. Courtney Vandersloot	146 (2007-11)
6. Emma Stach	141 (2014-18)
7. Raeanna Jewell	138 (2002-05)
8. Tiffanie Shives	135 (2007-10)
9. Holly Bruno	123 (1997-00)
10. Katie Campbell	122 (2017-20)

3-POINT FIELD GOALS ATTEMPTED

1. Jessica Malone	821 (1998-02)
2. Shannon Mathews	636 (2002-05)
3. Ivy Safranski	499 (1991-95)
4. Keani Albanez	478 (2011-15)
5. Raeanna Jewell	457 (2002-05)
6. Courtney Vandersloot	408 (2007-11)
7. Janelle Bekkering	378 (2007-11)
8. Emma Stach	374 (2014-18)
9. Holly Bruno	366 (1997-00)
10. Haiden Palmer	364 (2010-14)

FREE THROWS MADE

1. Heather Bowman	520 (2006-10)
2. Courtney Vandersloot	455 (2007-11)
3. Jill Barta	442 (2015-18)
4. Ashley Burke	386 (2002-05)
5. Ivy Safranski	361 (1991-95)
6. Stephanie Hawk	328 (2004-07)
7. Tammy Tibbles	316 (1984-88)
8. Lisa Nichols	298 (1987-91)
9. Kayla Standish	289 (2008-12)
10. Amy Simpson	282 (1982-86)

FREE THROW PERCENTAGE

1. Jill Barta	.852 (442-519) 2015-18
2. Shannon Mathews	.840 (210-250) 2002-05
3. Ivy Safranski	.828 (255-308) 1991-95
4. Lisa Nichols	.826 (298-361) 1989-91
5. Joy Pauley	.816 (93-114) 1992-96
6. Keani Albanez	.806 (174-216) 2011-15
7. Raeanna Jewell	.804 (152-189) 2002-05
8. Heather Bowman	.802 (520-648) 2006-10
9. Chelsea Herman	.798 (174-218) 1992-97
10. Jill Townsend	.797 (200-251) 2017-21

REBOUNDS

1. Kay Koppelman	983 (1987-91)
2. Shelby Cheslek	932 (2012-16)
3. Heather Bowman	874 (2006-10)
4. Vivian Frieson	832 (2006-10)
5. Juanita Rivera	820 (1991-94)
6. Kayla Standish	809 (2008-12)28
7. Ashley Burke	697 (2002-05)
8. Stephanie Hawk	684 (2004-07)
9. Loretta O'Brien	679 (1980-86)
10. Jill Barta	652 (2015-18)

ASSISTS

1. Courtney Vandersloot	1118 (2007-11)
2. Shannon Mathews	600 (2002-05)
3. Laura Stockton	459 (2015-19)
4. Jessie Loera	445 (2016-20)
5. Amy Simpson	439 (1982-86)
6. Jazmine Redmon	400 (2010-14)
7. Carla Curfman	393 (1985-89)
8. Robin Allen	355 (1984-88)
9. Ivy Safranski	291 (1991-95)
10. Rachel Kane	285 (2004-08)

STEALS

1. Courtney Vandersloot	366 (2007-11)
2. Haiden Palmer	286 (2011-14)
3. Amy Simpson	235 (1982-86)
4. Ivy Safranski	221 (1991-95)
5. Shannon Mathews	217 (2002-05)
6. Jazmine Redmon	211 (2010-14)
7. Tammy Tibbles	205 (1984-88)
8. Elle Tinkle	188 (2012-17)
9. Keani Albanez	180 (2011-15)
10. Jessie Loera	180 (2016-20)

BLOCKED SHOTS

1. Shelby Cheslek	213 (2012-16)
2. Kayla Standish	176 (2008-12)
3. Stephanie Hawk	167 (2004-07)
4. Janet Robertson	152 (1980-84)
5. Vivian Frieson	132 (2006-10)
6. Juanita Rivera	130 (1991-94)
7. Kelli Howell	110 (1991-95)
8. Kay Koppelman	101 (1987-91)
9. Anne Bickelhaupt	101 (2000-04)
10. Melanie Tipps	90 (1997-02)

2021-22 GONZAGA WOMEN'S BASKETBALL RECORD BOOK

1,000-POINT SCORING CLUB



1. Heather Bowman - 2,165

Years	GP	FGM	FTM	Pts.	Avg.
2006-07	34	170	101	441	13.0
2007-08	29	217	150	584	20.1
2008-09	33	237	166	641	19.4
2009-10	33	198	103	499	15.1
Totals	129	822	520	2,165	16.8



2. Courtney Vandersloot - 2,073

Years	GP	FGM	FTM	Pts.	Avg.
2007-08	34	128	70	359	10.6
2008-09	32	180	129	524	16.4
2009-10	34	174	94	478	14.1
2010-11	36	254	162	712	19.8
Totals	136	736	455	2,073	15.2



3. Tammy Tibbles - 2,011

Years	GP	FGM	FTM	Pts.	Avg.
1984-85	30	215	45	475	15.8
1985-86	29	202	86	490	16.9
1986-87	27	240	114	597	22.1
1987-88	25	171	71	449	18.0
Totals	111	828	316	2,011	18.1



4. Jessica Malone - 1,703

Years	GP	FGM	FTM	Pts.	Avg.
1998-99	27	118	56	345	12.8
1999-00	28	134	78	405	14.5
2000-01	27	168	95	508	18.8
2001-02	29	148	59	445	15.3
Totals	111	568	288	1,703	15.3



5. Ivy Safranski - 1,702

Years	GP	FGM	FTM	Pts.	Avg.
1991-92	27	138	70	378	14.0
1992-93	26	146	93	429	16.5
1993-94	31	153	106	477	15.4
1994-95	24	143	92	418	17.4
Totals	108	580	361	1,702	15.8



6. Ashley Burke - 1,631

Years	GP	FGM	FTM	Pts.	Avg.
2001-02	29	122	77	324	11.2
2002-03	30	155	74	399	13.3
2003-04	30	163	108	444	14.8
2004-05	32	166	127	464	14.5
Totals	121	606	386	1,631	13.5



7. Jill Barta - 1,620

Years	GP	FGM	FTM	Pts.	Avg.
2015-16	33	144	138	463	14.0
2016-17	33	182	149	554	16.8
2017-18	33	204	155	603	18.8
Totals	98	530	442	1,620	16.5



8. Kayla Standish - 1,583

Years	GP	FGM	FTM	Pts.	Avg.
2008-09	34	45	28	134	3.9
2009-10	34	110	48	275	8.1
2010-11	36	261	86	617	17.1
2011-12	34	214	127	557	16.4
Totals	138	630	289	1,583	11.5



9. Jennifer Mountain - 1,422

Years	GP	FGM	FTM	Pts.	Avg.
1987-88	27	49	22	131	4.9
1988-89	27	158	44	397	14.7
1989-90	27	163	71	429	15.9
1990-91	28	177	75	465	16.6
Totals	109	547	212	1,422	13.0



10. Katelan Redmon - 1,412

Years	GP	FGM	FTM	Pts.	Avg.
2009-10	32	153	37	355	11.1
2010-11	36	258	71	600	16.7
2011-12	34	184	87	457	13.4
Totals	102	595	195	1,412	13.8



11. Haiden Palmer - 1,347

Years	GP	FGM	FTM	Pts.	Avg.
2011-12	34	167	37	423	12.4
2012-13	33	172	42	411	12.5
2013-14	34	211	57	513	15.1
Totals	101	550	136	1,347	12.3



12. Amy Simpson - 1,386

Years	GP	FGM	FTM	Pts.	Avg.
1982-83	26	180	79	439	16.8
1983-84	30	138	77	353	11.8
1984-85	32	84	77	245	7.7
1985-86	31	150	49	349	11.3
Totals	119	552	282	1,386	11.6



13. Carla Cufman - 1,333

Years	GP	FGM	FTM	Pts.	Avg.
1985-86	30	82	47	211	7.0
1986-87	27	128	70	326	12.1
1987-88	27	150	71	371	13.7
1988-89	28	167	86	425	15.2
Totals	112	527	274	1,333	11.9



14. Shannon Mathews - 1,318

Years	GP	FGM	FTM	Pts.	Avg.
2001-02	29	101	45	283	9.7
2002-03	30	111	64	358	11.9
2003-04	30	109	45	309	10.3
2004-05	32	129	53	368	11.5
Totals	121	450	207	1,318	10.9



15. Sunny Greinacher - 1,294

Years	GP	FGM	FTM	Pts.	Avg.
2011-12	34	49	33	132	3.9
2012-13	33	133	38	305	9.2
2013-14	34	163	74	400	11.8
2014-15	33	182	90	457	13.8
Totals	85	529	232	1,294	9.7



16. Stephanie Hawk - 1,231

Years	GP	FGM	FTM	Pts.	Avg.
2003-04	26	22	7	55	9.7
2004-05	32	114	72	300	11.9
2005-06	30	131	114	387	10.3
2006-07	34	168	135	489	11.5
Totals	122	435	328	1,231	10.1



17. Sarah Christensen - 1,230

Years	GP	FGM	FTM	Pts.	Avg.
1991-92	27	114	52	280	10.4
1992-93	26	108	41	257	9.9
1993-94	31	148	65	361	11.6
1994-95	26	142	43	332	12.8
Totals	110	512	201	1,230	11.2




18. Jill Townsend - 1,172

Years	GP	FGM	FTM	Pts.	Avg.
2017-18	32	46	37	134	4.2
2018-19	31	109	50	291	9.4
2019-20	31	143	57	382	12.3
2020-21	27	139	56	365	13.5
Totals	121	437	200	1,172	9.7




19. Vivian Frieson - 1,106

Years	GP	FGM	FTM	Pts.	Avg.
2006-07	34	45	17	109	3.2
2007-08	27	108	23	241	8.9
2008-09	33	181	62	330	10.0
2009-10	34	181	62	426	12.5
Totals	128	471	157	1,106	8.6



20. Raeanna Jewell - 1,088

Years	GP	FGM	FTM	Pts.	Avg.
2001-02	29	105	42	275	9.5
2002-03	30	98	39	268	8.9
2003-04	30	96	41	272	9.1
2004-05	32	100	30	273	8.5
Totals	121	399	152	1,088	9.0



21. Zykeria Rice - 1,061

Years	GP	FGM	FTM	Pts.	Avg.
2015-16	17	24	7	55	3.2
2016-17	27	48	24	120	4.4
2017-18	33	142	91	375	11.4
2018-19	34	195	118	511	15.0
Totals	111	409	240	1,061	9.6



22. Jenn Wirth - 1,051

Years	GP	FGM	FTM	Pts.	Avg.
2017-18	32	63	23	149	4.7
2018-19	27	91	41	223	8.3
2019-20	31	137	59	336	10.8
2020-21	27	141	61	343	12.7
Totals	117	432	184	1,051	9.0



23. Janelle Bekkering - 1,050

Years	GP	FGM	FTM	Pts.	Avg.
2007-08	34	75	50	216	6.4
2008-09	34	99	53	285	8.4
2009-10	31	53	23	149	4.8
2010-11	36	150	49	400	11.1
Totals	135	377	175	1,050	7.8

1,000-POINT SCORING CLUB



24. Keani Albanez - 1,038

Years	GP	FGM	FTM	Pts.	Avg.
2011-12	31	21	16	62	2.0
2012-13	33	76	29	217	6.6
2013-14	34	104	44	312	9.2
2014-15	34	149	85	447	13.1
Totals	132	350	174	1,318	7.9



25. Junita Rivera - 1,021

Years	GP	FGM	FTM	Pts.	Avg.
1991-92	27	132	80	344	12.7
1992-93	26	122	93	337	13.0
1993-94	30	126	88	340	11.3
Totals	83	380	261	1,021	12.3

2021-22 GONZAGA WOMEN'S BASKETBALL RECORD BOOK

SEASON RECORDS

POINTS

1. 3,071	2010-11 (36 games)
2. 2,719	2009-10 (34 games)
3. 2,625	2007-08 (34 games)
4. 2,555	2011-12 (34 games)
5. 2,553	2013-14 (34 games)

SCORING AVERAGE

1. 85.3	2010-11 (36 games)
2. 80.0	2009-10 (34 games)
3. 77.2	2007-08 (34 games)
4. 75.1	2011-12 (34 games)
75.1	2013-14 (34 games)

FIELD GOALS MADE

1. 1,125	2010-11 (36 games)
2. 1,071	2009-10 (34 games)
3. 996	2007-08 (34 games)
4. 986	2011-12 (34 games)
5. 955	2013-14 (34 games)

FIELD GOALS ATTEMPTED

1. 2,482	2010-11 (36 games)
2. 2,260	2009-10 (34 games)
3. 2,223	2007-08 (34 games)
4. 2,229	2011-12 (34 games)
5. 2,222	2013-14 (34 games)

FIELD GOAL PERCENTAGE

1. .494	2010-11 (1225-for-2482)
2. .474	2009-10 (1070-for-2260)
3. .455	2004-05 (831-for-1825)
4. .454	2018-19 (933-for-2053)
5. .448	2007-08 (996-for-2223)

3-POINT FIELD GOALS MADE

1. 224	2016-17 (33 games)
2. 211	2014-15 (34 games)
3. 192	2019-20 (31 games)
4. 191	2012-13 (33 games)
5. 190	2007-08 (34 games)
190	2001-02 (29 games)

3-POINT FIELD GOALS ATTEMPTS

1. 681	2016-17 (33 games)
2. 592	2013-14 (34 games)
592	2014-15 (34 games)
4. 581	2001-02 (29 games)
5. 577	2015-16 (33 games)

3-POINT FIELD GOAL PERCENTAGE

1. .404	1987-88 (53-for-131)
2. .398	1993-94 (82-for-206)
3. .395	2019-20 (192-for-486)
4. .385	1988-89 (62-for-161)
5. .384	1990-91 (106-for-276)

FREE THROWS MADE

1. 534	2014-15 (34 games)
2. 506	1993-94 (31 games)
3. 505	2008-09 (34 games)
4. 477	2016-17 (33 games)
5. 471	2018-19 (34 games)

FREE THROWS ATTEMPTED

1. 713	1993-94 (31 games)
2. 691	2014-15 (34 games)
3. 690	2008-09 (34 games)
4. 685	1997-98 (27 games)
5. 662	2013-14 (34 games)

FREE THROW PERCENTAGE

1. .774	2016-17 (477-for-616)
2. .773	2014-15 (534-for-691)
3. .767	2004-05 (414-for-540)
.767	2018-19 (471-for-614)
5. .765	2001-02 (365-for-477)

REBOUNDS

1. 1,485	2010-11 (36 games)
2. 1,473	2007-08 (34 games)
3. 1,431	2013-14 (34 games)
4. 1,425	2011-12 (34 games)
5. 1,398	2009-10 (34 games)
1,398	2008-09 (34 games)

ASSISTS

1. 724	2010-11 (36 games)
2. 651	2009-10 (34 games)
3. 573	2004-05 (32 games)
4. 579	2011-12 (34 games)
5. 559	2007-08 (34 games)

STEALS

1. 415	2010-11 (36 games)
2. 395	2013-14 (34 games)
3. 393	2012-13 (33 games)
4. 379	2009-10 (34 games)
5. 360	2008-09 (34 games)

BLOCKED SHOTS

1. 184	2014-15 (34 games)
2. 161	2009-10 (34 games)
3. 155	2016-17 (32 games)
4. 146	2013-14 (34 games)
5. 136	2004-05 (32 games)

SINGLE GAME RECORDS

FIELD GOALS MADE

1. 46	Whitman - 11/14/10
46	at Pepperdine - 1/21/10
3. 44	vs. San Francisco - 2/16/13
44	Southern Utah - 1/3/11
44	Saint Mary's - 2/24/11

FIELD GOALS ATTEMPTED

1. 88	Cal State Fullerton - 12/23/10
2. 87	Montana State - 11/21/08
87	Warner Pacific - 1/3/90
4. 86	Western Baptist - 1/2/98
5. 86	Western Illinois - 12/21/17

FIELD GOAL PERCENTAGE

1. .673	Whitworth - 12/15/02
2. .632	Saint Martins - 12/17/88

3. .631	vs. NE Louisiana - 3/26/94
4. .629	vs. Eastern Washington - 12/3/10
5. .618	at Whitworth - 12/8/87

3-POINT FIELD GOALS MADE

1. 17	BYU - 2/2/17
2. 15	Pepperdine - 1/28/17
15	UC Irvine - 11/13/16
2. 14	at UC Riverside - 12/31/02
3. 13	at Loyola Marymount - 2/12/15
13	vs. Saint Francis - 1/1/12
13	at Loyola Marymount - 1/23/10
13	Santa Clara - 1/6/05

3-POINT FIELD GOAL PERCENTAGE (10 Att)

1. .680 (17-25)	BYU - 2/2/17
2. .650 (13-20)	at Loyola Marymount - 2/12/15
3. .647 (11-17)	San Diego - 1/3/13
4. .619 (13-21)	Santa Clara - 1/6/05
5. .615 (8-13)	Stanford - 12/2/18
.615 (8-13)	at BYU (1/2/20)

FREE THROWS MADE

1. 37	Idaho State - 11/18/14
2. 36	Pepperdine - 2/17/88
36	Loyola Marymount - 1/28/88
4. 33	at Eastern Washington - 12/9/06
5. 32	at Portland - 2/17/90
32	Weber State - 2/20/87

FREE THROWS ATTEMPTED

1. 48	Idaho State - 11/18/14
2. 46	at Cal Poly - 12/6/97
3. 45	at Eastern Washington - 12/9/06
45	Pepperdine - 2/9/91
5. 43	Loyola Marymount - 1/28/88

FREE THROW PERCENTAGE (10 Att)

1. 1.000 (24-24)	at Saint Mary's - 2/3/05
1.000 (23-23)	Saint Mary's - 1/14/89
1.000 (16-16)	at Wyoming (12/17/19)
1.000 (16-16)	vs. San Diego - 3/6/18
1.000 (16-16)	at Santa Clara - 2/17/11
1.000 (16-16)	vs. Pittsburgh - 3/23/09
1.000 (13-13)	vs. Portland - 3/3/05
1.000 (10-10)	Boise State - 12/30/02

REBOUNDS

1. 68	Warner Pacific - 1/3/90
2. 67	Montana State - 11/21/08
67	San Francisco - 2/7/15
4. 63	at San Jose State - 11/21/99
5. 62	vs. Pepperdine - 2/18/12
62	San Diego - 1/12/95

ASSISTS

1. 33	Saint Martins - 12/17/88
2. 31	Idaho - 12/20/12
31	Santa Clara - 1/6/05
3. 30	vs. North Alabama 12/21/20
5. 29	vs. Portland State - 11/27/11
29	Idaho - 12/17/10
29	UC Santa Barbara - 12/30/09
29	at Loyola Marymount - 1/23/10

INDIVIDUAL SINGLE GAME RECORDS

STEALS

1. 34	Western Baptist - 1/2/98
2. 22	Utah Valley - 11/19/08
3. 21	Saint Mary's - 2/24/11
4. 20	vs. UC Riverside - 12/17/11
20	Washington State - 12/10/94

BLOCKED SHOTS

1. 16	at Saint Mary's - 2/11/10
2. 12	vs. Nevada - 12/3/04
12	at Alaska Anchorage - 11/20/01
4. 11	West Virginia - 11/22/15
11	Idaho - 12/18/04
11	at UC Riverside - 1/2/03

SINGLE GAME SCORING

1. 114	Whitman - 2010-11
2. 109	at San Diego - 2008-09
3. 107	at Pepperdine - 2009-10
4. 106	Saint Mary's - 2010-11
106	at Saint Mary's - 2010-11

FEWEST POINTS ALLOWED

1. 24	Portland - 2013-14
2. 31	Colgate - 2013-14
3. 35	San Francisco - 2009-10
35	San Francisco - 2008-09
35	Pepperdine - 2006-07
35	Portland - 2004-05

COMBINED SCORING

1. 205	GU 103, E. Washington 102 - 2006-07
2. 189	GU 101, Hofstra 88 - 2011-12
3. 183	GU 106, Saint Mary's 77 - 2010-11
4. 182	GU 109, USD 73 - 2008-09
5. 179	Stanford 105, GU 74 - 2009-10

LARGEST MARGIN OF VICTORY

1. 74	GU 114, Whitman 40 - 2010-11
2. 64	GU 102, UC Irvine 38 - 2016-17
3. 57	GU 101, East. Oregon 44 - 2008-09
4. 56	GU 102, Saint Martins 46 - 1988-89
5. 53	GU 88, Air Force 35 - 2015-16
	GU 100, Montana State 47 - 2008-09

STREAKS

LONGEST WINNING STREAKS

1. 23 games	12/10/04 through 3/6/05
2. 21 games	11/22/19 through 2/8/20
21 games	12/30/10 through 3/26/11
4. 20 games	12/27/09 through 3/22/10
5. 18 games	1/15/85 through 3/6/85

LONGEST LOSING STREAKS

1. 16 games	1/11/2001 through 1/17/2002
2. 10 games	1/29/2000 through 3/2/2000
3. 9 games	11/23/96 through 12/28/96
9 games	1/18/96 through 2/15/96
5. 8 games	11/30/95 through 1/2/96

POINTS

38 - Amy Simpson vs. Lewis-Clark State (2-1-83)
37 - Jill Barta vs. Saint Mary's (3-7-17)

REBOUNDS

22 - Jill Barta vs. Belmont (11-23-17)
20 - Anne Bailey vs. Portland (2-22-03)
20 - Penny Thomley vs. Lewis-Clark State (2-20-82)
20 - Sue Harvey vs. Central Washington (2-25-82)

ASSISTS

17 - Courtney Vandersloot vs. UCLA (3-21-11)
17 - Robin Allen vs. California Lutheran (1-7-87)

FREE THROWS MADE

15 - Courtney Vandersloot vs. UCLA (3-21-11)
--

FREE THROW PERCENTAGE (min 10 att.)

1.000 (14-14) - Heather Bowman vs. Santa Clara (2/28/08)
1.000 (13-13) - Ivy Safranski vs. Oregon State (12/3/94)
1.000 (12-12) - Lisa Nichols vs. San Diego (2/8/90)
1.000 (12-12) - Lisa Nichols vs. Wisconsin (11/24/90)
1.000 (12-12) - Zykeria Rice vs. BYU (3/12/19)
1.000 (11-11) - Ivy Safranski vs. Portland (2/16/94)
1.000 (11-11) - Courtney Vandersloot vs. UCLA (3/21/11)
1.000 (10-10) - Jill Barta vs. San Diego (3/6/18)
1.000 (10-10) - Chandler Smith vs. Loyola Marymount (1/6/18)
1.000 (10-10) - Jill Barta at Saint Mary's (1/14/17)
1.000 (10-10) - Jill Barta at Portland (1/21/17)
1.000 (10-10) - Courtney Vandersloot at Portland (1/8/11)
1.000 (10-10) - Shannon Mathews vs. Eastern Wash. (1/8/03)
1.000 (10-10) - Lisa Nichols vs. Portland (1/19/91)

FIELD GOALS MADE

16 - Amy Simpson vs. Lewis-Clark State (2-1-83)

3-POINTERS MADE

9 - Michelle Elliott vs. Sacramento State (12-28-07)
--

FRESHMAN RECORDS

Points	Year	GP	FGM	FTM	PTS	PPG
Tammy Tibbles	1984-85	30	215	45	475	15.8
Jill Barta	2015-16	33	144	138	463	14.0
Heather Bowman	2006-07	34	170	101	441	13.0
Amy Simpson	1982-83	26	180	79	439	16.8
Ivy Safranski	1991-92	27	138	70	378	14.0

Rebounds

Rebounds	Year	RBS
1. Heather Bowman	2006-07	209
2. Jill Barta	2015-16	190
3. Shelby Cheslek	2012-13	187
4. Anne Bailey	2002-03	179
5. Kay Koppelman	1987-88	179
6. Sarah Christensen	1991-92	168
7. Raeanna Jewell	2001-02	166
8. Ashley Burke	2001-02	163
9. Loretta O'Brien	1982-83	158
10. Sherri Stemple	1989-90	155
11. Kelly Bowen	2008-09	153
12. Jessica Malone	2001-02	142
13. Emma Wolfram	2014-15	140
Carla Curfman	1985-86	140

ATTENDANCE RECORDS

HOME (ALL GAMES)

1. 6,000 vs. Tennessee (12-30-08)
- 6,000 vs. Stanford (11-24-10)
- 6,000 vs. San Diego (2-26-11)
- 6,000 vs. Saint Francis (1-1-12)
- 6,000 vs. Pepperdine (2-18-12)
- 6,000 vs. BYU (2-25-12)
- 6,000 vs. Stanford (12-2-12)
- 6,000 vs. Washington State (12-29-12)
- 6,000 vs. BYU (1-17-13)
- 6,000 vs. Pepperdine (2-2-13)
- 6,000 vs. Saint Mary's (2-14-13)
- 6,000 vs. San Francisco (2-16-13)
- 6,000 vs. Santa Clara (1-30-14)
- 6,000 vs. Portland (2-22-14)
- 6,000 vs. San Francisco (2-7-15)
- 6,000 vs. Pacific (2-21-15)
- 6,000 vs. Stanford (11-15-15)
- 6,000 vs. Montana State (12-6-15)
- 6,000 vs. Santa Clara (1-2-16)
- 6,000 vs. Pepperdine (2-6-16)
- 6,000 vs. BYU (2-27-16)
- 6,000 vs Pepperdine (1-28-17)
- 6,000 vs. BYU (2-2-17)
- 6,000 vs. Saint Mary's (2-11-17)
- 6,000 vs. San Diego (2-23-17)
- 6,000 vs. Santa Clara (1-20-18)
- 6,000 vs. Saint Mary's (2-10-18)
- 6,000 vs. No. 8/7 Stanford (12-2-18)
- 6,000 vs. Santa Clara (1-24-19)
- 6,000 vs. BYU (2-16-19)
- 6,000 vs. Loyola Marymount (3-2-19)
- 6,000 vs. Eastern Washington (11-22-19)
- 6,000 vs. Portland (12-29-19)
- 6,000 vs. Loyola Marymount (1-25-20)
- 6,000 vs. BYU (2-01-20)
- 6,000 vs. San Francisco (2-13-20)
- 6,000 vs Santa Clara (2-15-20)

HOME (CONFERENCE GAMES)

1. 6,000 vs. San Diego (2-26-11)
- 6,000 vs. Pepperdine (2-18-12)
- 6,000 vs. BYU (2-25-12)
- 6,000 vs. BYU (1-17-13)
- 6,000 vs. Pepperdine (2-2-13)
- 6,000 vs. Saint Mary's (2-14-13)
- 6,000 vs. San Francisco (2-16-13)
- 6,000 vs. Santa Clara (1-30-14)
- 6,000 vs. Portland (2-22-14)
- 6,000 vs. San Francisco (2-7-15)

- 6,000 vs. Pacific (2-21-15)
- 6,000 vs. Santa Clara (1-2-16)
- 6,000 vs. Pepperdine (2-6-16)
- 6,000 vs. BYU (2-27-16)
- 6,000 vs Pepperdine (1-28-17)
- 6,000 vs. BYU (2-2-17)
- 6,000 vs. Saint Mary's (2-11-17)
- 6,000 vs. San Diego (2-23-17)
- 6,000 vs. Santa Clara (1-20-18)
- 6,000 vs. Saint Mary's (2-10-18)
- 6,000 vs. Santa Clara (1-24-19)
- 6,000 vs. BYU (2-16-19)
- 6,000 vs. Loyola Marymount (3-2-19)
- 6,000 vs. Portland (12-29-19)
- 6,000 vs. Loyola Marymount (1-25-20)
- 6,000 vs. BYU (2-01-20)
- 6,000 vs. San Francisco (2-13-20)
- 6,000 vs Santa Clara (2-15-20)

ROAD (ALL GAMES - 3,000 OR MORE)

1. 14,598 vs. Tennessee (12-16-07)
2. 11,646 vs. Stanford (3-28-11) >
3. 10,7171 vs. Louisville (3-26-11) >
4. 10,273 vs. Providence (11-26-04) ~
5. 10,150 at New Mexico (11-27-04) ~
6. 8,686 vs. Tennessee (3-28-15) >
7. 8,059 vs. Oklahoma (3-18-17) {
8. 7,898 vs. BYU (3-11-14) ^
- 7,898 vs. San Diego (3-11-13)^
10. 7,896 vs. BYU (3-9-13)^
11. 7,882 at Purdue (12-2-06)
12. 6,537 at Alaska-Anchorage (11-20-01) +
13. 6,459 vs. Iowa (11-21-01) +
14. 6,409 at Ohio State (12-8-13)
15. 6,071 vs. Santa Clara (3-3-16) ^
16. 6,031 vs. Kentucky (3-25-12) ?
17. 5,892 vs. BYU (3-12-19) ^
18. 5,784 vs. Xavier (3-27-10)%
19. 5,478 at Oregon State (3-25-19) <
20. 5,071 at Oregon State (3-22-15) <
21. 5,047 at Northwestern (12/15/14)
22. 5,005 at Southwest Missouri State (3-21-05) !
23. 4,736 at Oklahoma (11-14-13)
24. 4,503 vs. Stanford (11-13-11)
25. 4,433 at Portland (2-25-99) *
26. 4,265 at Oregon (11-22-02)
27. 4,197 at Stanford (11-29-10)
28. 4,150 at Pepperdine (2-15-91)
29. 4,141 at Washington (11-28-03)
30. 3,848 vs. Saint Mary's (3-7-11)^

31. 3,656 vs. North Carolina (3-20-10)%
32. 3,620 at Wyoming (12/12/14)
33. 3,574 at Montana (12-3-96)
34. 3,474 at Montana (11-19-06)
35. 3,408 vs. Montana State (12-21-07)
36. 3,371 vs. San Diego (3-9-08) @
37. 3,285 vs. Pepperdine (3-8-10)^
38. 3,250 at Montana (11-18-17)
39. 3,190 vs. San Diego (3-9-09) ^
40. 3,152 at South Dakota State (11-13-09)

ROAD (CONFERENCE GAMES)

1. 4,433 at Portland (2-25-99)
2. 4,150 at Pepperdine (2-15-91)
3. 2,195 at BYU (2-25-17)
4. 2,165 at Saint Mary's (2-19-00)
5. 2,077 at Portland (1-29-00) *
6. 2,014 at BYU (2-9-12)
7. 1,709 at Portland (2-29-20)
8. 1,537 at Saint Mary's (1-8-07)
9. 1,473 at Saint Mary's (1-26-02)
10. 1,430 at BYU (2-23-13)
11. 1,408 at San Diego (2-13-14)

NCAA Tournament (Spokane, WA/McCarthy Athletic Center)

*Game was a sellout despite not hitting 6,000

> NCAA Tournament (Spokane, WA/Spokane Arena)

+ Great Alaska Shootout (Anchorage, AK)

§ Hawkeye Challenge (Iowa City, IA)

& Played at Spokane Arena (Spokane, WA)

~ New Mexico Tournament (Albuquerque, NM)

! Sportsview.TV Women's NIT (Springfield, MO)

@ West Coast Conference Tournament (San Diego, CA)

^ West Coast Conference Tournament (Las Vegas, NV)

% NCAA Tournament (Seattle, WA; Sacramento, CA)

? NCAA Tournament (Kingston, RI)

< NCAA Tournament (Corvallis, OR)

{ NCAA Tournament (Seattle, WA)

2021-22 GONZAGA WOMEN'S BASKETBALL RECORD BOOK

OVERTIME GAMES

OVERTIME RECORD: (14-18) HOME: (8-5) ROAD: (4-9) NEUT: (2-4)
 OVERTIME CONFERENCE RECORD: (9-8) HOME: (6-3) ROAD: (3-5)

Date	Opponent	W/L	Score	Site	OT
1-13-89	San Diego *	W	69-65	Home	OT
1-20-89	Loyola Marymount *	L	67-62	Away	OT
1-18-90	Loyola Marymount *	L	70-66	Home	OT
1-26-90	Pepperdine *	W	83-76	Away	OT
2-9-91	Pepperdine *	W	92-84	Home	2OT
12-9-91	Washington	L	73-67	Home	OT
1-6-92	Whitworth	W	72-64	Home	OT
1-12-95	San Diego *	W	77-64	Home	OT
1-14-95	San Francisco *	L	83-77	Home	OT
1-26-95	Saint Mary's *	W	82-75	Home	OT
1-24-97	Loyola Marymount *	L	66-62	Away	OT
12-3-99	American #	L	66-64	Neut.	OT
11-29-01	Pacific	L	86-85	Home	OT
1-12-02	San Diego *	W	75-65	Away	OT
1-19-02	Loyola Marymount *	L	76-74	Home	OT
3-8-03	Santa Clara +	L	60-59	Neut.	OT
1-15-04	San Francisco *	W	72-61	Away	OT
3-6-04	Pepperdine \$	W	66-64	Neut.	OT
1-12-06	Pepperdine *	L	59-58	Away	OT
12-9-06	Eastern Washington	W	103-102	Away	OT
1-11-06	Santa Clara *	W	78-73	Home	OT
12-2-07	UC Riverside !	L	75-65	Neut.	OT
11-13-09	South Dakota State	L	75-71	Away	OT
12-28-13	Saint Mary's*	L	78-79	Away	OT
1-23-14	Loyola Marymount*	L	91-82	Away	OT
2-7-15	San Francisco *	W	91-84	Home	4OT
3-28-15	Tennessee >	L	69-73	Neut.	OT
12-3-15	Wyoming	W	61-57	Home	OT
2-20-16	Pacific *	L	83-84	Away	OT
3-11-19	Saint Mary's ~	W	78-77	Neut.	2OT
11-17-19	Stanford	L	70-76	Away	OT
12-6-20	South Dakota State	L	72-75	Away	OT

* - West Coast Conference Games; + - West Coast Conference Tournament (San Diego, CA); \$ - West Coast Conference Tournament (Santa Clara, CA); # - Southwest Airlines Lobo Classic (Albuquerque, NM); ! - Arizona State Classic (Tempe, AZ); > NCAA Tournament (Spokane, WA); ~ West Coast Conference Tournament (Las Vegas)

100-POINT GAMES

Date	Opponent	W/L	Score	Site	Date	Opponent	W/L	Score	Site
12-31-84	Loyola Marymount	W	100-78	Away **	1-3-11	Southern Utah	W	102-61	Home
1-8-85	Warner Pacific	W	117-58	Away **	1-27-11	Saint Mary's	W	106-77	Away
1-9-85	Pacific Lutheran	W	108-58	Away **	2-19-11	San Francisco	W	103-59	Away
1-15-85	Central Washington	W	103-66	Away **	2-24-11	Saint Mary's	W	106-66	Home
2-1-85	Seattle Pacific	W	102-71	Away **	11-11-11	Hofstra	W	101-88	Home
2-14-85	Lewis-Clark State	W	107-62	Home **	2-16-13	San Francisco	W	101-65	Home
2-18-85	Whitman	W	113-75	Away **	2-1-14	San Francisco	W	101-66	Home
2-20-85	Central Washington	W	102-81	Home **	11-13-16	UC Irvine	W	102-38	Home
2-22-85	Seattle University	W	110-68	Home **	** 100-Point Games with Gonzaga as an NAIA member; # Women's NIT (Amarillo, Texas); @ Hawaiian Airlines Rainbow Wahine Classic (Honolulu, Hawaii)				
2-23-85	Seattle Pacific	W	111-84	Home **					
12-17-88	Saint Martin's	W	102-46	Home					
3-26-94	NE Louisiana #	W	105-69	Neutral					
11-25-06	North Carolina @	L	101-63	Neutral					
12-9-06	Eastern Washington	W	103-102 (OT)	Home					
11-14-08	Eastern Oregon	W	101-44	Home					
11-21-08	Montana State	W	100-47	Home					
1-31-09	San Diego	W	109-73	Away					
11-29-09	Stanford	L	105-74	Away					
1-21-10	Pepperdine	W	107-64	Away					
11-14-10	Whitman	W	114-40	Home					
12-3-10	Eastern Washington	W	101-74	Away					
12-23-10	Cal State Fullerton	W	101-52	Home					

30-POINT CLUB

Bulldog players with 30 or more points in a game

1. Amy Simpson	38 (16FG, 6FT)	vs. Lewis-Clark State (2-1-83)
2. Jill Barta	37 (12 FG, 8 FT)&	vs. Saint Mary's (3-7-17)
3. Ivy Safranski	36 (14FG, 0FT)^	vs. NE Louisiana (3-26-94)
4. Ivy Safranski	35 (11FG, 9FT)~	vs. Portland (1-29-93)
5. Jill Barta	34 (9 FG, 12 FT)~	vs. BYU (2-3-18)
Courtney Vandersloot	34 (10 FG, 11 FT)+	vs. Iowa (3-19-11)
Joy Pauley	34 (11FG, 7FT)&	vs. Saint Mary's (1-13-96)
8. Courtney Vandersloot	33 (12 FG, 6FT)	vs. Eastern Washington (12-3-10)
Heather Bowman	33 (14 FG, 5 FT)	vs. Saint Joseph's (1-2-09)
Stephanie Hawk	33 (10FG, 11FT)	vs. Santa Clara (1-11-07)
Jessica Malone	33 (9FG, 9FT)#	vs. Saint Mary's (3-1-01)
Jill Barta	33 (11FG 10FT)*	vs. Saint Mary's (1-14-17)
13. Jill Barta	32 (10 FG, 10 FT)\$	vs. San Diego (3-6-18)
Haiden Palmer	32 (14FG, 2FT)	at Loyola Marymount (1-23-14)
Katelan Redmon	32 (14 FG, 4FT)	at Santa Clara (1-19-12)
Courtney Vandersloot	32 (10 FG, 9 FT)+	at Marquette (11-28-08)
Heather Bowman	32 (10FG, 12 FT)	vs. Eastern Washington (12-9-06)
Jennifer Mountain	32 (13FG, 5FT)*	vs. Warner Pacific (1-3-90)
19. Jill Barta	31 (12FG,4FT)+	at Pacific (2-20-16)
Haiden Palmer	31 (14FG, 1FT)	at Saint Mary's (12-28-14)
Kayla Standish	31 (10 FG, 11 FT)	vs. Saint Mary's (3-3-12)
Heather Bowman	31 (13 FG, 5 FT)	vs. San Diego (2-25-09)
Michelle Elliott	31 (11FG, 0FT)	vs. Sacramento State (12-8-07)
Ashley Burke	31 (13FG, 4FT)*	vs. Montana (1-4-04)
Ivy Safranski	31 (9FG, 8FT)&	vs. Idaho (11-26-93)
Ivy Safranski	31 (12FG, 4FT)+	vs. Loyola Marymount (1-16-93)
27. Jill Barta	30 (11 FG, 4FT)~	vs. Kent State (11-24-17)
Jill Barta	30 (10 FG, 7FT)+	vs. Portland State (12-2-17)
Kayla Standish	30 (15 FG)	vs. Iowa (3-19-11)
Kayla Standish	30 (11 FG, 7 FT)	vs. UCLA (3-21-11)
Heather Bowman	30 (8FG, 14FT)!	vs. Santa Clara (2-28-08)

* Includes one 3-point field goal
 \$ Includes two 3-point field goals
 + Includes three 3-point field goals
 ~ Includes four 3-point field goals
 & Includes five 3-point field goals
 # Includes six 3-point field goals
 ^ Includes eight 3-point field goals
 ! Includes nine 3-point field goals

600 CAREER REBOUND CLUB

Player	Rebounds	Years	Played
1. Kay Koppelman	983	4	1987-91
2. Shelby Cheslek	932	4	2012-16
3. Heather Bowman	874	4	2006-10
4. Vivian Frieson	832	4	2006-10
5. Juanita Rivera	820	3	1991-94
6. Kayla Standish	809	4	2008-12
7. Ashley Burke	697	4	2002-05
8. Jenn Wirth	685	4	2017-21
9. Stephanie Hawk	684	4	2003-07
10. Loretta O'Brien	679	5	1980-86
11. Jill Barta	652	3	2015-18
12. Kiara Kudron	651	4	2012-17
13. Raeanna Jewell	643	4	2002-05
14. Jessica Malone	642	4	1998-02
15. Sunny Greinacher	626	4	2011-15
16. Carla Curfman	621	4	1985-89
17. Kerri McIntosh	618	4	1985-89
18. Lisa Nichols	607	4	1987-91
19. Anne Bailey	601	4	2003-06



Kayla Standish became the first Gonzaga player to tally 30-plus points in back-to-back games. Standish scored 30 points in the Zags' 2011 NCAA Tournament First Round win over Iowa and then had 30 points in their second round victory over UCLA.

BULLDOG WEST COAST CONFERENCE ACCOLADES

FIRST TEAM

1988	Carla Curfman
	Tammy Tibbles
1989	Carla Curfman
	Jennifer Mountain
	Tammy Tibbles
1990	Jennifer Mountain
1991	Jennifer Mountain
	Kay Koppelman
1992	Juanita Rivera
1993	Ivy Safranski
1994	Juanita Rivera
	Ivy Safranski
1995	Ivy Safranski
1996	Joy Pauley
2001	Jessica Malone
2003	Ashley Burke
2004	Ashley Burke
	Shannon Mathews
2005	Ashley Burke
	Shannon Mathews
2006	Ashley Anderson
	Stephanie Hawk
2007	Heather Bowman
	Stephanie Hawk
2008	Heather Bowman
	Courtney Vandersloot
2009	Heather Bowman
	Courtney Vandersloot
	Vivian Frieson
2010	Heather Bowman
	Courtney Vandersloot
	Vivian Frieson
2011	Courtney Vandersloot
	Katelan Redmon
	Kayla Standish
2012	Katelan Redmon
	Kayla Standish
2013	Taelor Karr
	Haiden Palmer
2014	Sunny Greinacher
	Haiden Palmer
2015	Sunny Greinacher
	Elle Tinkle
2016	Jill Barta
2017	Jill Barta
	Kiara Kudron
2018	Jill Barta
2019	Zykera Rice
	Chandler Smith
	Laura Stockton
2020	Jill Townsend
	Jenn Wirth
2021	Jill Townsend
	Jenn Wirth

SECOND TEAM

2015	Keani Albanez
2017	Elle Tinkle
2018	Zykera Rice
	Chandler Smith
2020	Katie Campbell

HONORABLE MENTION

1989	Kay Koppelman
1990	Kay Koppelman
1991	Lisa Nicholls
1992	Ivy Safranski
1993	Juanita Rivera

1995	Sarah Christensen
	Joy Pauley
1998	Staci Andrews
1999	Holly Bruno
	Kristin Deal
	Jessica Malone
2000	Jessica Malone
2002	Jessica Malone
2003	Shannon Mathews
	Triana Allen
2004	Ashley Anderson
2005	Anne Bailey
	Raeanna Jewell
2008	Jami (Bjorklund) Schaefer
2010	Tiffanie Shives
2011	Janelle Bekkering
2012	Haiden Palmer
2013	Sunny Greinacher
2014	Jazmine Redmon
2016	Shelby Cheslek
2017	Laura Stockton
2019	Jill Townsend
2020	Jessie Loera
2021	Melody Kempton
	Kayleigh Truong
	LeeAnne Wirth

PLAYER OF THE YEAR

2005	Shannon Mathews
2007	Stephanie Hawk
2008	Heather Bowman
2009	Courtney Vandersloot
2010	Courtney Vandersloot
2011	Courtney Vandersloot
2013	Taelor Karr
2018	Jill Barta
2020	Jill Townsend
2021	Jenn Wirth

DEFENSIVE PLAYER OF THE YEAR

2008	Jami (Bjorklund) Schaefer
2013	Jazmine Redmon

SIXTH WOMAN OF THE YEAR

2021	Melody Kempton
------	----------------

FRESHMAN/NEWCOMER OF THE YEAR

1988	Kay Koppelman (co-winner)
1992	Juanita Rivera
	Ivy Safranski
2007	Heather Bowman
2008	Courtney Vandersloot
2010	Katelan Redmon
2012	Haiden Palmer (co-winner)

ALL-FRESHMAN TEAM

1989	Missy Smith
1990	Sheri Stemple
1992	Sarah Christensen
1993	Benibel Carrion
2006	Jami (Bjorklund) Schaefer
2007	Heather Bowman
2008	Courtney Vandersloot
2009	Kelly Bowen
2012	Sunny Greinacher
2013	Shelby Cheslek
2015	Emma Wolfram
2016	Jill Barta

2018	Jenn Wirth
2020	Kayleigh Truong
2021	Yvonne Ejim

COACH OF THE YEAR

1994	Julie Holt
2003	Kelly Graves
2005	Kelly Graves
2007	Kelly Graves
2008	Kelly Graves
2010	Kelly Graves
2011	Kelly Graves
2013	Kelly Graves
2014	Kelly Graves
2015	Lisa Fortier
2017	Lisa Fortier
2018	Lisa Fortier
2019	Lisa Fortier

ALL-ACADEMIC TEAM (GPA)

1991	Kay Koppelman (3.44)
	Jennifer Mountain (3.21)
	Lisa Nicholls (3.50)
1992	Ivy Safranski (3.27)
1993	Ivy Safranski (3.23)
1994	Angie Hendricks (3.78)
	Kelli Howell (3.71)
	Ivy Safranski (3.33)
1995	Kelli Howell (3.71)
	Joy Pauley (3.52)
	Ivy Safranski (3.41)
1996	Joy Pauley (3.56)
1997	Lydia Ledgerwood (3.72)
1998	Lydia Ledgerwood (3.75)
	Staci Andrews (3.67)
2000	Holly Bruno (3.4)
2001	Jessica Malone (3.22)
	Celeste Quitiquit (3.81)
2002	Jessica Malone (3.25)
2003	Shannon Mathews (3.50)
2004	Shannon Mathews (3.32)
2005	Shannon Mathews (3.4)
	Ashley Burke (3.26)
2006	Stephanie Hawk (3.58)
2007	Michelle Elliott (3.60)
	Stephanie Hawk (3.60)
2008	Jami (Bjorklund) Schaefer (3.94)
	Michelle Elliott (3.44)
2009	Jami (Bjorklund) Schaefer (3.95)
	Janelle Bekkering (3.30)
2010	Janelle Bekkering (3.43)
	Tiffanie Shives (3.95)
2011	Janelle Bekkering (3.48)
	Claire Raap (3.48)
	Tatiana Lorenzo (3.90)*
2012	Shannon Reader (3.26)
2013	Sunny Greinacher (3.33)
2014	Sunny Greinacher (3.47)
	Haiden Palmer (4.00)
	Shelby Cheslek (3.36) *
	Lindsay Sherbert (3.43) *
2015	Sunny Greinacher (3.52)
	Elle Tinkle (3.44)
	Shelby Cheslek (3.41) *
	Shaniqua Nilles (3.43)*
	Lindsay Sherbert (3.57) *
2016	Shelby Cheslek (3.62)
	Kiara Kudron (3.36) *
	Shaniqua Nilles (3.63) *

2021-22 GONZAGA WOMEN'S BASKETBALL RECORD BOOK

	Emma Stach (3.62) *	LeeAnne Wirth (3.32)*
	Georgia Stirton (3.26) *	Louise Forsyth (3.42)*
	Elle Tinkle (3.46) *	Anamaria Virjoghe (3.28)*
2017	Elle Tinkle (3.50)	2021 Jill Townsend (3.39)
	Kiara Kudron (3.95)	Jenn Wirth (3.46)
	Emma Stach (3.75)*	LeeAnne Wirth (3.43)*
	Emma Wolfram (3.57)*	Louise Forsyth (3.42)*
2018	Chandler Smith (3.69)*	Cierra Walker (4.0)*
	Chandler Smith (3.94)	Kaylynne Truong (3.66)*
	Emma Stach (3.81)	Anamaria Virjoghe (3.40)*
2019	Katie Campbell (3.32)*	* Honorable mention
	Chandler Smith (3.87)	
	Katie Campbell (3.38)*	
	Zykera Rice (3.54)*	
	Jill Townsend (3.27)*	
	Jenn Wirth (3.27)*	
2020	Katie Campbell (3.36)	
	Jill Townsend (3.34)*	
	Jenn Wirth (3.36)*	

SCHOLAR-ATHLETE OF THE YEAR

2014 Haiden Palmer

REGIONAL/NATIONAL ACCOLADES

ASSOCIATED PRESS ALL-AMERICAN

2005	Shannon Mathews (Honorable Mention)
2007	Stephanie Hawk (Honorable Mention)
2009	Courtney Vandersloot (Honorable Mention)
2010	Courtney Vandersloot (Honorable Mention)
2011	Courtney Vandersloot (Honorable Mention)
2014	Haiden Palmer (Honorable Mention)
2021	Jill Townsend (Honorable Mention)
	Jenn Wirth (Honorable Mention)

STATE FARM ALL-AMERICAN

2009	Courtney Vandersloot (Honorable Mention)
2010	Courtney Vandersloot (Honorable Mention)
2011	Courtney Vandersloot

USBWA ALL-AMERICA

2011	Courtney Vandersloot
------	----------------------

JOHN R. WOODEN ALL-AMERICAN

2010	Courtney Vandersloot (Finalist)
2011	Courtney Vandersloot (Winner)

NANCY LIEBERMAN AWARD

2010	Courtney Vandersloot (Finalist)
2011	Courtney Vandersloot (Winner)

FRANCES POMERORY NAISMITH AWARD

1985	Maria Stack
2011	Courtney Vandersloot

COSIDA ACADEMIC ALL-DISTRICT 8

2007	Stephanie Hawk
2007	Jami (Bjorklund) Schaefer
2008	Jami (Bjorklund) Schaefer
2009	Jami (Bjorklund) Schaefer
2011	Janelle Bekkering
2018	Chandler Smith

I-AAA SCHOLAR-ATHLETE TEAM

2008	Jami (Bjorklund) Schaefer
2009	Jami (Bjorklund) Schaefer
2015	Sunny Greinacher
2016	Shelby Cheslek
2017	Kiara Kudron
2018	Chandler Smith
2019	Chandler Smith
2020	Katie Campbell
	Jenn Wirth
2021	Cierra Walker
	Jenn Wirth

WBCA REGION VII COACH OF THE YEAR

2005	Kelly Graves
------	--------------

MAGGIE DIXON ROOKIE COACH OF THE YEAR

2015	Lisa Fortier
------	--------------

2021-22 GONZAGA WOMEN'S BASKETBALL RECORD BOOK

YEAR-BY-YEAR

Year	Coach	Rec.	Pct.	Conf.	Pct.	Conf. Fin.	Other
1980-81	Linda Ponikvar	10-14	.416	---	---	---	---
1981-82	Linda Ponikvar	10-18	.357	---	---	---	---
1982-83	Linda Ponikvar	14-12	.538	---	---	---	---
1983-84	Bill Evans	21-9	.700	---	---	---	NAIA District Qualifier
1984-85	Bill Evans	28-4	.875	---	---	---	NAIA District Qualifier
1985-86	Mike Peterson	21-10	.677	---	---	---	NAIA District Qualifier
1986-87	Mike Peterson	11-16	.407	---	---	---	---
1987-88	Mike Peterson	18-9	.667	11-3	.786	1st	WCC Regular Season Champs
1988-89	Mike Peterson	15-13	.536	11-3	.786	2nd	---
1989-90	Julie Holt	10-17	.370	5-9	.357	5th	---
1990-91	Julie Holt	13-15	.464	7-7	.500	4th	---
1991-92	Julie Holt	8-19	.296	5-9	.357	6th	---
1992-93	Julie Holt	11-15	.423	6-8	.428	T4th	---
1993-94	Julie Holt	21-10	.677	10-4	.714	2nd	Women's NIT
1994-95	Kellee Barney	9-17	.346	4-10	.286	T6th	---
1995-96	Kellee Barney	4-23	.148	2-12	.143	8th	---
1996-97	Kellee Barney	4-23	.148	2-12	.143	7th	---
1997-98	Kellee Barney	11-16	.407	3-11	.214	7th	---
1998-99	Kellee Barney	8-19	.296	4-10	.286	T6th	---
1999-00	Kellee Barney	9-19	.321	2-12	.143	8th	---
2000-01	Kelly Graves	5-23	.178	0-14	.000	8th	---
2001-02	Kelly Graves	11-18	.379	2-12	.143	8th	---
2002-03	Kelly Graves	18-12	.600	9-5	.643	T2nd	---
2003-04	Kelly Graves	18-12	.600	10-4	.714	T2nd	Women's NIT First Round
2004-05	Kelly Graves	28-4	.875	14-0	1.000	1st	Women's NIT Second Round
2005-06	Kelly Graves	16-14	.533	11-3	.785	T1st	WCC Co-Regular Season Champs
2006-07	Kelly Graves	24-10	.706	13-1	.929	1st	NCAA First Round
2007-08	Kelly Graves	25-9	.735	13-1	.929	1st	Women's NIT Second Round
2008-09	Kelly Graves	27-7	.794	12-2	.857	1st	NCAA Second Round
2009-10	Kelly Graves	29-5	.853	14-0	1.000	1st	NCAA Regional Semifinals
2010-11	Kelly Graves	31-5	.861	14-0	1.000	1st	NCAA Regional Final
2011-12	Kelly Graves	28-6	.824	14-2	.875	1st	NCAA Regional Semifinals
2012-13	Kelly Graves	27-6	.818	15-1	.938	1st	NCAA First Round
2013-14	Kelly Graves	29-5	.853	16-2	.889	1st	NCAA First Round
2014-15	Lisa Fortier	26-8	.765	16-2	.889	1st	NCAA Regional Semifinals
2015-16	Lisa Fortier	19-14	.576	10-8	.556	5th	Women's NIT Second Round
2016-17	Lisa Fortier	26-7	.788	14-4	.778	1st	NCAA First Round
2017-18	Lisa Fortier	27-6	.818	17-1	.944	1st	NCAA First Round
2018-19	Lisa Fortier	29-5	.852	16-2	.889	1st	NCAA Second Round
2019-20	Lisa Fortier	28-3	.903	17-1	.944	1st	--Season shortened due to COVID-19--
2020-21	Lisa Fortier	23-4	.852	16-1	.941	1st	NCAA First Round
		614-408		365-176			

ALL-TIME ROSTER

A					
Lori Abraham	1981-82-83-84	Sandy Gere	1995-96-97-98	Mandy Nelson	1992-93-94
Keani Albanex	2012-13-14-15	Stephanie Golden	2011-12-13-14	Lisa Nicholls	1988-89-90-91
Robin Allen	1985-86-87-88	Michelle Gray	1992-93-94	Shaniqua Nilles	2012-13-14-15-16
Triana Allen	2001-02-03	Sunny Greinacher	2012-13-14-15		
Ashley Anderson	2003-04-05-06	Kylee Griffen	2019-20-21		
Molly Anderson	2010-11-12				
Staci Andrews	1995-96-97-98				
B					
Anne Bailey	2003-04-05-06				
Tracy Baldwin	1991				
Gillian Barfield	2018-19-20-21				
Jill Barta	2016-17-18				
Theresa Baumgartner	1987-88-89				
Grace Beauchane	1989-90				
Janelle Bekkering	2007-08-09-10-11				
Megan Benedict	2012				
Erin Bergman	1999-00-01				
Tessie Bertilino	1990				
Anne Bickelhaupt	2001-02-03-04				
Kacie Bosch	2015-16				
Kelly Bowen	2009-10-11-12				
Heather Bowman	2007-08-09-10				
Lucia Brandon	1987				
Maria Bresee	1985-86				
Amanda Brown	2007-08-09				
Cheyenne Brown	2003-04				
Holly (Turner) Bruno	1998-99-00				
Ashley Burke	2002-03-04-05				
C					
Katie Campbell	2018-19-20				
Sue Canoy	1987				
Benibel Carrion	1993				
Cameron Carroll	1998-99				
Shelby Cheslek	2012-13-14-15-16				
Nathalie Chevally	2000-01				
Sarah Christensen	1992-93-94-95				
Chelsea Clark	1997-98-00-01				
Carol Clingan	1988-89				
Grace Collett	2017				
Nena Cook	1985				
Casey Correa	1999-00				
Heidi Crider	1990-91-92				
Carla Curfman	1986-87-88-89				
D					
Nancy Darrow	1988-89				
Kristin Deal	1997-98-99-00				
Maura Doohan	1985				
Corryn Douglas	2017-18				
Michelle Durkin	1981-82-83				
E					
Yvonne Ejim	2021				
Michelle Elliott	2007-08				
Missy Eskew	1991				
Kelly Ethier	1981-82				
F					
Amanda Fahsholtz	2001				
Leah Fenwick	1993-94-95				
Louise Forsyth	2018-19-20-21				
Vivian Frieson	2007-08-09-10				
G					
Donna Gentry	1991				
H					
Colleen Harmon	1983-84-85				
Dominique Harris	2005-06				
Tiosha Harrison	2001				
Sue Harvey	1981-82-83				
Maria Hassett	2006-07-08				
Stephanie Hawk	2004-05-06-07				
Angie Hendricks	1992-93-94				
Chelsea Herman	1993-94-95-96-97				
Katherine Herman	2003				
Rebecca Higgins	1993				
Melissa Holland	2016				
Eliza Hollingsworth	2020-21				
Pam Holsinger	1983				
Kelli Howell	1992-93-94-95				
Alana Hunt	1992				
J					
Rikki Jackson	2002				
Tennille Jeffries	1996-97-98-99-00				
Beth Jensen	1981-82-83				
Raeanna Jewell	2002-03-04-05				
K					
Rachel Kane	2004-05-06-07-08				
Taelor Karr	2012-13				
Melody Kempton	2019-20-21				
Karen Kime	1986-87				
Kay Koppelman	1988-89-90-91				
Kim Kucera	1981				
Kiara Kudron	2013-14-15-16-17				
L					
Jennifer Lamb	1987				
Carmel Lampson	2000-01				
Tara Landon	1991				
Juliann Laney	2002-05-06				
Delphine Lecoultre	2003-04-05				
Lydia Ledgerwood	1995-96-97-98				
Kathleen Linn	1981-82				
Jessie Loera	2017-18-19-20				
Tatiana Lorenzo	2007-08-09-10-11				
M					
Jessica Malone	1999-00-01-02				
Shannon Mathews	2002-03-04-05				
Regan McCliment	1995-96				
Melissa McCullough	1996-97				
Karla McGuire	1988				
Kerri McIntosh	1986-87-88-89				
Shennae McNairy	1998-99				
Sheri McNeal	1983-84-85				
Paula Mitchell	1982-83-84				
Renay Mobley	1988-89				
Leigh Morehouse	1981-82				
Claudia Morgan	1994-95				
Jennifer Mountain	1988-89-90-91				
Ziya Muhammad	2002				
Casy Murdock	1998				
Cindy Murphy	1990				
N					

2021-22 GONZAGA WOMEN'S BASKETBALL RECORD BOOK

ALL-TIME ROSTER

Laura Stockton 2016-17-18-19
 Laura Sullivan 2014-15

T
 Ariam TecleMariam 2009-10
 Zhané Templeton 2016-17
 Penny Thomley 1981-82-83
 Tammy Tibbles 1985-86-87-88
 Lorrie Tidwell 1992
 Elle Tinkle 2013-14-15-16-17
 Melanie Tipps 1998-99-00-02
 Jill Townsend 2018-19-20-21
 Kayleigh Truong 2020-21
 Kaylynn Truong 2020-21

U
 Monica Uhrig 2003-04

V
 Courtney Vandersloot 2008-09-10-11
 Lisa Vestal 1985-86
 Maiki Viela 2012-13-14
 Anamaria Virjoghe 2019-20-21
 Valda Vitolins 1986

W
 Cierra Walker 2020-21
 Danielle Walter 2011-12-13-14
 Jessica Waltz 1997-98-99-00
 Chelsea Waters 2013-14-15-16

Michelle Wiitala 1983-84-85
 Makenlee Williams 2016-17
 McKayla Williams 2021
 Meghan Winters 2010-11-12-13
 Jenn Wirth 2018-19-20-21
 LeeAnne Wirth 2018-19-20-21
 Emma Wolfram 2014-15-16-17-18

RESULTS WHEN NATIONALLY RANKED

POLLS

DATE	W/L	SCORE	AP	USA TODAY	OPPONENT (LOCATION)
2-26-05	W	81-35	25	25	Portland (Home)
3-3-05	W	77-42	24	23	Portland (N - WCC Tournament - Santa Clara, CA)
3-5-05	W	58-40	24	23	Pepperdine (N - WCC Tournament - Santa Clara, CA)
3-6-05	L	66-77	24	23	Santa Clara (Away - WCC Tournament, Santa Clara, CA)
2-6-10	W	70-58	24	--	Portland (Away)
2-11-10	W	88-75	22	23	Saint Mary's (Away)
2-13-10	W	75-61	22	23	San Diego (Away)
2-18-10	W	73-40	21	22	Loyola Marymount (Home)
2-20-10	W	87-45	21	22	Pepperdine (Home)
2-25-10	W	83-52	19	20	Santa Clara (Away)
2-27-10	W	83-35	19	20	San Francisco (Away)
3-7-10	W	87-47	17	17	Santa Clara (Neutral - WCC Tournament, Las Vegas, NV)
3-8-10	W	76-48	17	17	Pepperdine (Neutral - WCC Tournament, Las Vegas, NV)
3-20-10	W	82-76	15	14	North Carolina (Neutral - NCAA Tournament, Seattle, WA)
3-22-10	W	72-71	15	14	Texas A&M (Neutral - NCAA Tournament, Seattle, WA)
3-27-10	L	56-74	15	14	Xavier (Neutral - NCAA Tournament, Sacramento, CA)
11-12-10	L	73-79	--	22	USC (Away)
11-14-10	W	114-40	--	22	Whitman (Home)
2-17-11	W	93-65	25	--	Santa Clara (Away)
2-19-11	W	103-59	25	--	San Francisco (Away)
2-24-11	W	106-66	23	23	Saint Mary's (Home)
2-26-11	W	80-58	23	23	San Diego (Home)
3-6-11	W	96-71	22	20	Portland (Neutral - WCC Tournament, Las Vegas, NV)
3-7-11	W	72-46	20	19	Saint Mary's (Neutral - WCC Tournament, Las Vegas, NV)
3-19-11	W	92-86	20	19	Iowa (Home - NCAA Tournament, Spokane, WA)
3-21-11	W	89-75	20	19	UCLA (Home - NCAA Tournament, Spokane, WA)
3-26-11	W	76-69	20	19	Louisville (Neutral - NCAA Tournament, Spokane, WA)
3-28-11	L	60-83	20	19	Stanford (Neutral - NCAA Tournament, Spokane, WA)
11-30-11	W	71-69	--	24	Washington State (Away)
12-2-11	W	73-60	--	24	Cal State Fullerton (Away)
12-4-11	L	51-58	--	24	USC (Home)
12-17-11	W	83-56	--	25	UC Riverside (Home)
12-19-11	W	71-68	--	25	Georgia (Neutral - Holiday Hoops Classic, Las Vegas, NV)
12-21-11	W	82-76	--	24	Dayton (Neutral - Holiday Hoops Classic, Las Vegas, NV)
12-29-11	W	80-65	--	24	Portland (Away)
1-1-12	W	90-52	--	24	Saint Francis (PA) (Home)
1-5-12	W	79-50	--	24	Pepperdine (Away)
1-7-12	W	80-54	--	24	Loyola Marymount (Away)
1-12-12	W	87-52	23	22	San Francisco (Home)
1-14-12	L	63-66	23	22	Saint Mary's (Home)
1-19-12	W	81-68	--	25	Santa Clara (Away)
1-21-12	W	55-44	--	25	San Diego (Away)
1-26-12	W	79-61	22	20	Loyola Marymount (Home)
1-28-12	W	75-70	22	20	Saint Mary's (Away)
2-2-12	W	77-56	20	19	Portland (Home)

2021-22 GONZAGA WOMEN'S BASKETBALL RECORD BOOK

RESULTS WHEN NATIONALLY RANKED

DATE	W/L	SCORE	POLLS		OPPONENT (LOCATION)	NCAA Seed
			AP	USA TODAY		
2-4-12	W	68-58	20	19	San Diego (Home)	
2-9-12	L	40-70	19	18	BYU (Away)	
2-16-12	W	87-55	--	23	Santa Clara (Home)	
2-18-12	W	66-40	--	23	Pepperdine (Home)	
2-25-12	W	77-60	25	21	BYU (Home)	
3-3-12	W	83-78	22	20	Saint Mary's (Neutral - WCC Tournament, Las Vegas, NV)	
3-5-12	L	66-78	22	20	BYU (Neutral - WCC Tournament, Las Vegas, NV)	
3-17-12	W	86-73	23	24	Rutgers (Home - NCAA Tournament, Spokane, WA)	GU 11 (R 6)
3-19-12	W	65-54	23	24	Miami (Home - NCAA Tournament, Spokane, WA)	GU 11 (M 3)
3-25-12	L	62-79	23	24	Kentucky (Neutral - NCAA Tournament, Kingston, RI)	GU 11 (K 2)
11-8-13	W	64-56	25	--	Idaho (Home)	
11-10-13	W	91-54	25	--	UT Martin (Home)	
11-14-13	L	78-82	25	--	Oklahoma (Away)	
11-20-13	W	78-58	24	25	Eastern Washington (Home)	
11-30-13	W	81-31	24	24	Colgate (Home)	
12-2-13	W	82-42	24	24	Fairfield (Home)	
12-6-13	W	96-47	24	24	Portland State (Home)	
12-8-13	W	59-58	24	24	Ohio State (Away)	
12-10-13	W	70-55	23	22	Wisconsin (Away)	
12-14-13	L	45-73	23	22	Stanford (Away)	
12-16-13	W	87-43	25	22	UC Riverside (Home)	
12-21-13	W	70-62	25	22	Washington State (Away)	
12-28-13	L	78-79 (OT)	24	22	Saint Mary's (Away)	
1-17-14	W	68-40	--	23	San Francisco (Away)	
1-19-14	W	67-61	--	23	Santa Clara (Away)	
1-23-14	W	91-82 (OT)	25	22	Loyola Marymount (Away)	
1-25-14	W	69-39	25	22	Pepperdine (Away)	
1-30-14	W	89-37	22	17	Santa Clara (Home)	
2-1-14	W	101-66	22	17	San Francisco (Home)	
2-6-14	W	86-51	20	15	Pepperdine (Home)	
2-8-14	W	88-51	20	15	Loyola Marymount (Home)	
2-13-14	W	66-48	20	15	San Diego (Away)	
2-15-14	L	52-62	20	15	BYU (Away)	
2-22-14	W	72-61	24	20	Portland (Home)	
2-27-14	W	75-65	22	20	Saint Mary's (Home)	
3-1-14	W	81-77	22	20	Pacific (Home)	
3-7-14	W	81-68	21	19	San Francisco (Neutral - WCC Tournament, Las Vegas, NV)	
3-10-14	W	68-60	21	19	Saint Mary's (Neutral - WCC Tournament, Las Vegas, NV)	
3-11-14	W	71-57	18	16	BYU (Neutral - WCC Tournament, Las Vegas, NV)	
3-23-14	L	63-72	18	16	James Madison (Neutral - NCAA Tournament, College Station, TX)	GU 6 (JM 11)
11-18-14	W	88-63	24	--	Idaho State (Home)	
11-21-14	W	89-60	24	--	Montana State (Away)	
11-24-16	L	66-78	25	--	Michigan (Neutral - Paradise Jam - St. Thomas, U.S.V.I.)	
11-25-16	L	69-87	25	--	Florida State (Neutral - Paradise Jam - St. Thomas, U.S.V.I.)	
11-26-16	W	71-41	25	--	Winthrop (Neutral - Paradise Jam - St. Thomas, U.S.V.I.)	
12-9-18	W	76-53	24	22	Washington State (Home)	
12-16-18	W	70-67	21	21	Missouri State (Away)	
12-20-18	W	88-51	21	21	Idaho (Home)	
12-29-18	W	78-53	20	21	Loyola Marymount (Away)	
12-31-18	W	79-54	17	21	Pepperdine (Away)	
1-3-19	W	74-62	17	18	Saint Mary's (Home)	
1-5-19	W	88-65	17	18	Pacific (Home)	
1-12-19	W	97-71	14	15	Portland (Home)	
1-17-19	L	68-70	13	14	BYU (Away)	
1-19-19	W	86-61	13	14	San Diego (Away)	
1-24-19	W	78-51	18	17	San Francisco (Home)	
1-26-19	W	78-61	18	17	Santa Clara (Home)	
1-31-19	W	63-51	15	13	Pacific (Away)	
2-2-19	W	66-52	15	13	Saint Mary's (Away)	
2-9-19	W	93-62	13	12	Portland (Away)	
2-14-19	W	71-44	13	12	San Diego (Home)	

2021-22 GONZAGA WOMEN'S BASKETBALL RECORD BOOK

RESULTS WHEN NATIONALLY RANKED

DATE	W/L	SCORE	POLLS		OPPONENT (LOCATION)	NCAA Seed
			AP	USA TODAY		
2-16-19	L	66-64	13	12	BYU (Home)	
2-21-19	W	74-61	15	16	Santa Clara (Away)	
2-23-19	W	64-44	15	16	San Francisco (Away)	
2-28-19	W	83-60	16	14	Pepperdine (Home)	
3-2-19	W	68-58	16	14	Loyola Marymount (Home)	
3-11-19	W	78-77 2OT	12	12	Saint Mary's (Neutral - WCC Tournament, Las Vegas, Nev.)	
3-12-19	L	82-68	12	11	BYU (Neutral - WCC Tournament, Las Vegas, Nev.)	
3-23-19	W	68-51	16	14	Arkansas-Little Rock (Neutral, NCAA Tournament - Corvallis, Ore.)	5 (UALR 12)
3-25-19	L	76-70	16	14	Oregon State (Away, NCAA Tournament - Corvallis, Ore.)	5 (OSU 4)
11-10-19	W	92-48	RV	23	Cal State Bakersfield (Home)	
11-14-19	W	78-55	RV	23	UT Martin (Home)	
11-17-19	L	70-76	RV	23	Stanford (Away)	
11-22-19	W	84-44	23	21	Eastern Washington (Home)	
11-29-19	W	76-65	22	21	Dayton (Neutral, Gulf Coast Showcase, Estero, Fla.)	
11-30-19	W	62-50	22	21	Middle Tennessee (Neutral, Gulf Coast Showcase, Estero, Fla.)	
12-1-19	W	63-50	22	21	Purdue (Neutral, Gulf Coast Showcase, Estero, Fla.)	
12-5-19	W	70-55	18	17	Montana State (Away)	
12-8-19	W	76-53	18	17	Washington State (Away)	
12-14-19	W	80-45	17	17	Texas Southern (Home)	
12-17-19	W	65-54	17	18	Wyoming (Away)	
12-20-19	W	64-52	17	18	Missouri State (Home)	
12-29-19	W	62-57	17	17	Portland (Home)	
1-2-20	W	55-43	17	16	BYU (Away)	
1-4-20	W	57-42	17	16	San Diego (Away)	
1-9-20	W	74-49	16	15	Saint Mary's (Home)	
1-11-20	W	68-67	16	15	Pacific (Home)	
1-16-20	W	67-52	16	13	Santa Clara (Away)	
1-18-20	W	69-46	16	13	San Francisco (Away)	
1-23-20	W	70-36	13	11	Pepperdine (Home)	
1-25-20	W	78-52	13	11	Loyola Marymount (Home)	
1-30-20	W	57-48	12	11	San Diego (Home)	
2-1-20	W	59-44	12	11	BYU (Home)	
2-6-20	W	83-65	11	11	Pacific (Away)	
2-8-20	L	60-70	11	11	Saint Mary's (Away)	
2-13-20	W	56-38	15	15	San Francisco (Home)	
2-15-20	W	53-46	15	15	Santa Clara (Home)	
2-20-20	W	75-47	13	13	Loyola Marymount (Away)	
2-22-20	W	64-50	13	13	Pepperdine (Away)	
2-29-20	W	56-42	11	10	Portland (Away)	
3-9-20	L	70-69	11	11	Portland (Neutral, WCC Tournament, Las Vegas, Nev.)	
11-29-20	L	79-72	21	20	South Carolina (Neutral, Bad Boy Mowers Crossover Classic, Sioux Falls, SD)	
11-30-20	W	54-50	18	20	South Dakota (Neutral, Bad Boy Mowers Crossover Classic, Sioux Falls, SD)	
12-6-20	L	75-72 OT	18	18	South Dakota State (Away)	
12-8-20	W	89-50	25	25	Wyoming (Away)	
12-13-20	W	58-51	25	25	Montana (Home)	
12-20-20	W	77-68	25	25	Eastern Michigan (Neutral, Holiday Hoops Classic, Las Vegas, Nev.)	
12-21-20	W	87-57	23	25	North Alabama (Neutral, Holiday Hoops Classic, Las Vegas, Nev.)	
12-28-20	W	65-62	23	23	Loyola Marymount (Away)	
12-30-20	W	58-42	23	23	Pepperdine (Away)	
1-2-21	W	69-37	23	23	Saint Mary's (Home)	
1-4-21	W	79-59	21	23	Pacific (Home)	
1-9-21	W	75-43	21	21	Portland (Home)	
1-14-21	W	71-52	20	19	Santa Clara (Away)	
1-16-21	W	76-52	20	19	San Francisco (Away)	
1-24-21	W	79-61	20	18	Portland (Away)	
1-28-21	W	77-65	18	17	Pacific (Away)	
2-2-21	W	63-56	19	18	BYU (Home)	
2-11-21	W	79-66	17	16	San Francisco (Home)	
2-13-21	W	67-50	17	16	Santa Clara (Home)	
2-18-21	L	61-56	16	16	BYU (Away)	
2-20-21	W	69-47	16	16	San Diego (Away)	
2-25-21	W	95-49	21	19	Pepperdine (Home)	

2021-22 GONZAGA WOMEN'S BASKETBALL RECORD BOOK

RESULTS WHEN NATIONALLY RANKED

POLLS

DATE	W/L	SCORE	POLLS		USA TODAY	OPPONENT (LOCATION)	NCAA Seed
			AP				
2-27-21	W	77-39	21	19	Loyola Marymount (Home)		
3-8-21	W	72-62	16	15	Santa Clara (Neutral)		
3-9-21	W	43-42	16	14	BYU (Neutral)		
3-22-21	L	64-59	14	13	Belmont (Neutral, NCAA Tournament - San Marcos, Texas)	5 (Belmont 12)	

Overall 140-26

2021-22 GONZAGA WOMEN'S BASKETBALL RECORD BOOK

RESULTS AGAINST RANKED OPPONENTS

DATE	W/L	SCORE	POLLS		OPPONENT (LOCATION)	NCAA Seed
			AP	USA TODAY		
12-30-99	L	58-76	22	NR	UC Santa Barbara (Home)	
11-25-03	L	57-73	24	25	Oregon (Home)	
12-4-03	L	64-88	19	23	Utah (Away)	
11-24-05	L	50-88	10	10	Maryland (U.S. Virgin Islands - Paradise Jam)	
11-25-05	L	65-79	2	1	Tennessee (U.S. Virgin Islands - Paradise Jam)	
11-26-05	L	45-60	9	9	Michigan State (U.S. Virgin Islands - Paradise Jam)	
12-10-05	L	54-81	23	22	Utah (Away)	
11-24-06	W	62-57	19	19	UCLA (Honolulu - Rainbow Wahine Classic)	
11-25-06	L	63-101	2	2	North Carolina (Honolulu - Rainbow Wahine Classic)	
12-2-06	L	44-69	9	9	Purdue (Away)	
12-6-06	L	66-81	13	13	Arizona State (Home)	
12-17-06	L	60-74	21	25	Marquette (Away)	
3-17-07	L	46-85	17	NR	Middle Tennessee State (Palo Alto, CA - NCAA 1st Round)	5 (GU-12)
11-30-07	L	60-78	14	13	Arizona State (Away)	
12-16-07	L	73-96	1	1	Tennessee (Away)	
11-30-08	W	69-62	16	15	Virginia (Milwaukee - WBCA Classic)	
03-21-09	W	74-59	15	16	Xavier (Seattle, WA - NCAA 1st Round)	4 (GU-12)
03-23-09	L	60-65	20	18	Pittsburgh (Seattle, WA - NCAA 2nd Round)	5 (GU-12)
11-29-09	L	74-105	2	2	Stanford (Away)	
12-19-09	L	49-70	6	5	Baylor (Las Vegas - Holiday Hoops Classic)	
12-20-09	L	76-80	13	11	Texas A&M (Las Vegas - Holiday Hoops Classic)	
03-22-10	W	72-71	9	9	Texas A&M (Seattle, WA - NCAA 2nd Round)	2 (GU-7)
03-27-10	L	56-74	5	5	Xavier (Sacramento, CA - NCAA Sweet 16)	3 (GU-7)
11-21-10	L	78-84	3	3	Stanford (Home)	
03-21-11	W	89-75	8	8	UCLA (Spokane, WA - NCAA 2nd Round)	3 (GU-11)
03-26-11	W	79-69	13	13	Louisville (Spokane, WA - NCAA Sweet 16)	7 (GU-11)
03-28-11	L	60-83	2	2	Stanford (Spokane, WA - NCAA Elite Eight)	1 (GU-11)
11-13-11	L	61-76	5	5	Stanford (Away)	
03-17-12	W	86-73	12	11	Rutgers (Spokane, WA - NCAA First Round)	6 (GU-11)
03-19-12	W	65-64	8	9	Miami (Spokane, WA - NCAA Second Round)	3 (GU-11)
03-25-12	L	62-79	8	8	Kentucky (Kingston, RI - NCAA Sweet Sixteen)	2 (GU-11)
11-21-12	L	42-55	6	6	Louisville (Puerta Vallarta, Mexico - Hardwood Tournament of Hope)	
12-02-12	L	41-69	1	1	Stanford (Home)	
12-17-12	L	60-65	20	19	Ohio State (Home)	
03-23-13	L	60-72	23	23	Iowa State (Spokane, WA - NCAA First Round)	5 (GU-12)
12-14-13	L	45-73	6	4	Stanford (Away)	
01-11-14*	W	79-50	24	24	San Diego (Home)	
11-16-14	W	75-65	22	22	Dayton (Home)	
11-29-14	L	67-79	17	16	Iowa (Las Vegas, NV - South Point Thanksgiving Shootout)	
03-20-15	W	82-69	19	19	George Washington (Corvallis, OR - NCAA First Round)	6 (GU-11)
03-22-15	W	74-64	10	10	Oregon State (Corvallis, OR - NCAA Second Round)	3 (GU-11)
03-28-15	L	69-73 (ot)	6	5	Tennessee (Spokane, WA - NCAA Sweet Sixteen)	1 (GU-11)
11-15-15	L	48-65	16	14	Stanford (Home)	
02-27-16*	W	73-55	NR	22	BYU (Home)	
11-18-16	W	68-63	11	7	Stanford (Away)	
11-25-16	L	69-87	10	9	Florida State (St. Thomas, U.S.V.I. - Paradise Jam)	
03-18-17	L	62-75	23	20	Oklahoma (Seattle, WA - NCAA First Round)	6 (GU-11)
11-25-17	L	71-88	NR	21	DePaul (Las Vegas, Nev. - Play4Kay Showcase)	
03-17-18	L	68-82	15	19	Stanford (Away - NCAA First Round)	4 (GU-13)
11-22-18	L	65-81	1	1	Notre Dame (Vancouver, B.C. - Vancouver Showcase)	
12-2-18	W	79-73	8	7	Stanford (Home)	
3-25-19	L	70-76	11	11	Oregon State (Corvallis, OR - NCAA Second Round)	4 (GU-5)
11-17-19	L	70-76 (ot)	3	3	Stanford (Away)	
12-20-19	W	64-52	20	17	Missouri State (Home)	
11-29-20	L	79-72	1	1	South Carolina (Neutral, Bad Boy Mowers Crossover Classic, Sioux Falls, SD)	

Overall 16-39

*WCC Contest

2021-22 GONZAGA WOMEN'S BASKETBALL RECORD BOOK

WEST COAST CONFERENCE TOURNAMENT RESULTS

1994 AT SANTA CLARA

Semifinals
 #2 Gonzaga 84
 #3 Saint Mary's 66

Championship
 #4 Portland 73
 #2 Gonzaga 65

1995 AT SANTA CLARA

First Round
 #2 Portland 79
 #7 Gonzaga 73

1996 AT SANTA CLARA

First Round
 #1 Portland 77
 #8 Gonzaga 60

1997 AT LOYOLA MARYMOUNT

First Round
 #2 San Francisco 86
 #7 Gonzaga 49

1998 AT SANTA CLARA

First Round
 #2 Pepperdine 75
 #7 Gonzaga 56

1999 AT SANTA CLARA

First Round
 #2 Santa Clara 69
 #7 Gonzaga 42

2000 AT SANTA CLARA

First Round
 #1 Pepperdine 82
 #8 Gonzaga 71

2001 AT SAN DIEGO

First Round
 #1 Saint Mary's 84
 #8 Gonzaga 59

2002 AT SAN DIEGO

First Round
 #1 Pepperdine 68
 #8 Gonzaga 64

2003 AT SAN DIEGO

Semifinals
 #3 Santa Clara 60
 #2 Gonzaga 59 (ot)

2004 AT SANTA CLARA

Semifinals
 #2 Gonzaga 66
 #3 Pepperdine 64 (ot)

Championship
 #1 Loyola Marymount 61
 #2 Gonzaga 58

2005 AT SANTA CLARA

First Round
 #1 Gonzaga 77
 #8 Portland 42

Semifinals
 #1 Gonzaga 58
 #4 Pepperdine 40

Championship
 #3 Santa Clara 77
 #1 Gonzaga 66

2006 AT GONZAGA

First Round
 #1 Gonzaga 67
 #8 San Francisco 75

2007 AT PORTLAND

First Round
 #1 Gonzaga 68

#8 Portland 55

Semifinals
 #1 Gonzaga 59
 #7 San Francisco 38

Championship
 #1 Gonzaga 64
 #3 Loyola Marymount 47

2008 AT SAN DIEGO

First Round
 #1 Gonzaga 77
 #8 Pepperdine 67

Semifinals
 #1 Gonzaga 81
 #5 Saint Mary's 64

Championship
 #1 Gonzaga 66
 #3 San Diego 70

2009 IN LAS VEGAS

Semifinals
 #1 Gonzaga 74
 #4 Loyola Marymount 63

Championship
 #1 Gonzaga 66
 #6 San Diego 55

2010 IN LAS VEGAS

Semifinals
 #1 Gonzaga 87
 #8 Santa Clara 47

Championship
 #1 Gonzaga 76
 #3 Pepperdine 48

2011 IN LAS VEGAS

Semifinals
 #1 Gonzaga 97
 #4 Portland 71

Championship
 #1 Gonzaga 72
 #2 Saint Mary's 46

2012 IN LAS VEGAS

Semifinals
 #1 Gonzaga 83
 #4 Saint Mary's 78

Championship
 #1 Gonzaga 66
 #2 BYU 78

2013 IN LAS VEGAS

Semifinals
 #1 Gonzaga 62
 #4 BYU 43

Championship
 #1 Gonzaga 62
 #2 San Diego 50

2014 IN LAS VEGAS

Quarterfinals
 #1 Gonzaga 81
 #8 San Francisco 68

Semifinals
 #1 Gonzaga 68
 #4 Saint Mary's 60

Championship
 #1 Gonzaga 71
 #2 BYU 57

2015 IN LAS VEGAS

Quarterfinals
 #1 Gonzaga 70
 #8 Loyola Marymount 50

Semifinals
 #1 Gonzaga 55
 #5 BYU 61

2016 IN LAS VEGAS

Quarterfinals

#4 Santa Clara 59
 #5 Gonzaga 58

2017 IN LAS VEGAS

Quarterfinals
 #1 Gonzaga 91
 #9 Pacific 59

Semifinals
 #1 Gonzaga 77
 #4 San Francisco 46

Championship
 #1 Gonzaga 86
 #3 Saint Mary's 75

2018 IN LAS VEGAS

Quarterfinals
 #1 Gonzaga 81
 #8 Pepperdine 70

Semifinals
 #1 Gonzaga 65
 #5 San Francisco 53

Championship
 #1 Gonzaga 79
 #6 San Diego 71

2019 IN LAS VEGAS

Semifinals
 #1 Gonzaga 78
 #4 Saint Mary's 77 (2ot)

Championship
 #1 Gonzaga 68
 #2 BYU 82

2020 IN LAS VEGAS

Semifinals
 #1 Gonzaga 69
 #4 Portland 70

2021 IN LAS VEGAS

Semifinals
 #1 Gonzaga 72
 #4 Santa Clara 62

Championship
 #1 Gonzaga 43
 #2 BYU 42

WCC TOURNAMENT CHAMPIONS

2021 GONZAGA
 2020 Portland
 2019 BYU
2018 GONZAGA
2017 GONZAGA
 2016 San Francisco
 2015 BYU
2014 GONZAGA
2013 GONZAGA
 2012 BYU
2011 GONZAGA
2010 GONZAGA
2009 GONZAGA
 2008 San Diego
2007 GONZAGA
 2006 Pepperdine
 2005 Santa Clara
 2004 Loyola Marymount
 2003 Pepperdine
 2002 Pepperdine
 2001 Saint Mary's
 2000 San Diego
 1999 Saint Mary's
 1998 Santa Clara
 1997 San Francisco
 1996 San Francisco
 1995 San Francisco
 1994 Portland
 1993 San Diego
 1992 Santa Clara

WEST COAST CONFERENCE TOURNAMENT STATISTICS

PLAYER	GP-GS	FGM-FGA	PCT	3FG-FGM	PCT	FTM-FTA	PCT	OFF	DEF	REB	AVG	PF-DQ	A	TO	BLK	ST	MIN	PTS	AVG
Jill Barta	7-7	53-90	.588	12-29	.413	38-45	.844	13	29	42	6.0	18-0	10	19	2	9	189	146	20.9
Ivy Safranski	3-3	17-45	.377	9-18	.500	17-20	.850	5	11	16	5.3	6-0	6	16	0	7	93	60	20.0
Heather Bowman	10-10	70-123	.569	0-0	.000	44-78	.564	26	42	68	6.8	33-0	11	22	6	9	322	184	18.4
Jessica Malone	4-4	24-62	.387	13-28	.464	14-19	.737	10	15	25	6.2	11-2	10	14	0	6	130	74	18.5
Ashley Burke	7-7	30-62	.484	4-6	.667	48-53	.905	27	33	60	8.6	18-0	16	20	2	4	228	112	16.0
Haiden Palmer	7-7	41-100	.410	10-22	.455	9-17	.529	14	12	26	3.7	12-0	11	16	2	25	224	102	14.6
Courtney Vandersloot	9-9	46-113	.407	11-30	.367	27-36	.750	6	23	29	3.2	20-0	79	19	4	15	300	128	14.2
Juanita Rivera	2-2	10-23	.434	0-0	.000	5-8	.625	12	9	21	10.5	4-0	1	3	3	4	64	25	12.5
Sunny Greinacher	8-6	41-91	.451	0-1	.000	16-19	.842	14	28	42	5.3	9-0	14	17	6	5	216	98	12.3
Katelan Redmon	6-4	32-67	.478	1-2	.500	8-9	.889	12	16	28	4.7	10-0	11	5	0	4	168	73	12.0
Kayla Standish	8-4	34-77	.442	2-6	.333	26-30	.867	16	41	57	7.1	15-0	6	8	5	8	174	96	12.0
Sarah Christensen	3-1	15-35	.428	2-2	1.000	6-10	.600	5	10	15	5.0	14-2	2	8	1	3	74	36	12.0
Stephanie Hawk	7-7	31-60	.517	2-4	.500	20-22	.909	11	40	51	7.3	11-0	15	17	15	6	215	84	12.0
Joy Pauley	4-4	21-49	.428	0-7	.000	5-8	.625	22	24	46	11.5	9-1	8	5	0	8	152	47	11.7
Kelli Howell	3-3	14-37	.378	0-0	.000	7-10	.700	6	11	17	5.6	13-1	5	5	0	1	87	35	11.6
Zykera Rice	9-5	38-70	.543	1-1	1.000	26-27	.963	14	22	36	4.0	18-0	3	20	4	4	171	103	11.4
Shannon Mathews	7-6	29-73	.397	13-37	.351	8-9	.888	3	17	20	2.8	10-0	17	26	2	17	221	79	11.3
Anne Bailey	7-2	28-69	.406	6-12	.500	16-20	.800	11	29	40	5.7	21-1	9	12	5	5	189	78	11.1
Holly Bruno (Turner)	2-1	7-29	.241	4-13	.307	4-11	.363	3	2	5	2.5	3-0	1	3	0	2	44	22	11.0
Ashley Anderson	4-4	16-37	.432	0-0	.000	11-19	.579	7	20	27	6.8	12-0	4	7	4	7	126	43	10.8
Tiffanie Shives	5-2	18-45	.400	9-26	.346	8-9	.889	2	7	9	1.8	8-0	8	8	1	4	116	53	10.6
Lindsay Sherbert	5-0	17-32	.531	10-17	.588	8-10	.800	5	12	17	3.4	5-0	6	7	0	3	94	52	10.4
Lydia Ledgerwood	3-3	13-40	.325	3-11	.272	3-8	.375	2	6	8	2.6	3-0	1	11	0	1	86	31	10.3
Rebekah Sherfey	1-1	4-13	.307	2-4	.500	0-0	.000	2	3	5	5.0	1-0	0	2	0	0	33	10	10.0
Shelby Cheslek	8-8	27-51	.529	0-0	.000	24-34	.705	31	45	76	9.5	26-1	8	16	15	11	219	78	9.7
Angie Hendricks	2-2	4-11	.363	0-0	.000	11-13	.846	4	5	9	4.5	4-0	11	8	1	3	53	19	9.5
Yvonne Ejim	2-0	8-13	.615	0-0	.000	3-5	.600	5	6	11	11.0	2-0	0	1	1	0	28	19	9.5
Jenn Wirth	8-3	31-67	.463	0-0	.000	11-13	.846	17	21	38	4.6	15-1	11	11	5	5	198	73	9.1
Jill Townsend	7-2	24-48	.500	4-11	.364	10-12	.833	8	21	29	4.1	13-1	4	6	0	7	136	62	8.9
Melanie Tipps	3-2	9-18	.500	0-0	.000	8-9	.888	4	9	13	4.3	14-2	4	6	2	6	68	26	8.6
Taelor Karr	4-4	13-34	.382	5-18	.278	2-3	.667	2	11	13	3.3	6-0	19	7	1	7	129	33	8.3
Jami Bjorklund	9-9	32-69	.464	3-13	.231	6-8	.750	11	12	23	2.6	11-0	10	8	1	7	235	73	8.1
Raearna Jewell	7-7	21-66	.318	7-29	.241	8-14	.571	17	27	44	6.3	16-1	13	19	0	12	213	57	8.1
Sydney Perno	4-3	10-17	.588	0-1	.000	12-15	.800	4	15	19	4.7	13-1	1	11	1	1	78	32	8.0
Shenna McNairy	1-0	3-5	.600	0-0	.000	2-3	.667	1	2	3	3.0	2-0	1	1	0	2	16	8	8.0
Emma Stach	9-6	25-53	.471	16-31	.516	6-8	.750	9	16	25	2.7	15-0	11	14	0	4	211	72	8.0
Emma Wolfram	4-1	9-25	.360	0-0	.000	11-12	.917	9	18	27	6.8	7-0	3	7	3	3	70	31	7.8
Janelle Bekkering	9-6	25-57	.438	11-29	.379	7-14	.500	7	29	36	4.0	12-0	7	11	3	8	214	68	7.6
Staci Andrews	4-3	10-28	.357	1-3	.333	9-14	.642	5	4	9	2.2	4-0	3	11	1	2	91	30	7.5
Vivian Frieson	10-7	31-64	.484	0-4	.000	8-15	.533	17	27	64	6.4	20-0	12	28	11	10	231	73	7.3
LeeAnne Wirth	5-4	14-29	.483	1-1	1.000	5-6	.833	7	15	22	4.4	7-1	7	7	2	5	120	34	6.8
Laura Stockton	8-7	17-42	.405	1-6	.167	17-17	1.000	3	22	25	3.1	18-0	39	13	0	10	182	52	6.5
Keani Albanez	8-5	21-51	.412	7-25	.280	4-7	.571	5	10	15	1.9	21-1	6	9	3	6	145	52	6.5
Cierra Walker	2-1	5-12	.416	3-8	.375	0-0	.000	0	2	2	1.0	0-0	1	0	0	1	39	13	6.5
Katie Campbell	3-2	5-12	.417	4-11	.364	5-5	1.000	1	3	4	1.3	3-0	4	1	0	2	70	19	6.3
Kayleigh Truong	1-1	1-1	1.00	1-1	1.00	3-3	1.000	0	2	2	2.0	2-0	4	4	0	2	26	6	6.0
Kiara Kudron	9-3	23-44	.523	0-0	.000	8-10	.800	12	21	33	3.7	18-0	8	6	1	5	163	54	6.0
Jazmine Redmon	9-5	18-46	.391	2-13	.154	16-28	.571	8	18	26	2.9	25-0	31	16	2	18	225	54	6.0
Keyleigh Truong	2-2	4-19	.210	0-4	.000	4-5	.800	0	5	5	2.5	4-0	5	2	0	7	55	12	6.0
Kelly Bowen	8-2	15-29	.517	6-12	.500	9-10	.900	12	12	24	3.0	20-0	5	8	0	9	163	46	5.8
Chandler Smith	8-5	12-54	.222	4-25	.160	11-14	.786	5	26	32	4.0	5-0	25	4	7	11	213	41	5.1
Bernice Stime	2-1	3-14	.214	1-3	.333	3-4	.750	4	9	13	6.5	4-0	1	5	1	1	51	10	5.0
Amy Jo Silva	1-0	1-1	1.000	0-0	.000	3-4	.750	1	1	2	2.0	4-0	0	0	0	0	12	5	5.0
Simone Santos	4-0	9-17	.529	0-0	.000	2-3	.667	4	4	8	2.0	5-0	1	4	0	1	34	20	5.0
Kaylyne Truong	2-1	3-14	.214	2-9	.222	2-2	1.000	0	3	3	1.5	2-0	6	4	0	2	54	10	5.0
Michelle Elliott	6-3	11-27	.407	5-12	.417	2-3	.667	6	6	12	2.0	6-0	10	4	2	6	115	29	4.8
Jessie Loera	9-2	16-48	.333	8-21	.381	3-6	.500	5	15	20	2.2	13-0	37	22	4	13	223	43	4.8
Melissa McCullough	2-1	3-9	.333	0-1	.000	3-4	.750	0	4	4	2.0	0-0	2	3	0	0	29	9	4.5
Zhane Templeton	3-0	3-13	.231	3-6	.500	3-5	.750	0	4	4	1.3	1-0	0	0	0	0	31	12	4.0
Elle Tinkle	9-5	11-38	.289	3-15	.200	11-13	.846	13	17	30	3.3	14-0	7	8	2	13	166	36	4.0
Triana Allen	2-2	2-17	.117	0-1	.000	4-4	1.000	0	8	8	4.0	6-0	4	6	0	4	68	8	4.0
Rachel Kane	6-4	4-16	.250	4-13	.308	4-4	1.000	2	27	29	4.8	3-0	23	17	1	2	122	16	4.0
Abby O'Connor	2-1	3-6	.500	2-3	.666	0-0	.000	3	2	5	2.5	2-0	2	2	0	0	38	8	4.0
Katy Ridenour	9-4	11-41	.268	4-14	.286	9-10	.900	8	29	37	4.1	20-0	11	11	3	6	216	35	3.9
Melody Kempton	5-1	7-14	.500	0-0	.000	5-8	.625	7	7	14	2.8	8-0	2	11	0	1	78	19	3.8
Regan McCliment	2-0	1-4	.250	0-0	.000	5-5	1.000	2	2	4	2.0	0-0	0	1	0	1	21	7	3.5
Claire Raap	7-0	12-20	.600	0-0	.000	0-0	.000	4	8	12	1.7	3-0	3	4	1	2	54	24	3.4
Erin Bergman	3-1	2-10	.200	2-4	.500	4-7	.571	2	8	10	3.3	6-0	6	2	0	2	62	10	3.3
Delphine Lecoultre	6-0	10-21	.476	0-0	.000	0-0	.000	3	5	8	1.3	3-0	4	3	0	1	46	20	3.3
Heather Osberg	4-1	6-21	.285	0-5	.000	1-2	.500	2	6	8	2.0	5-0	1	2	0	3	54	13	3.2
Kayleigh Truong	1-0	1-5	.200	1-2	.500	0-0	.000	1	1	2	2.0	2-0	2	2	0	0	24	3	3.0
Makenlee Williams	3-0	3-8	.375	3-7	.429	2-2	1.000	2	1	3	1.0	4-0	2	3	0	0	39	9	3.0
Georgia Stirton	3-3	4-10	.400	0-6	.000	1-2	.500	0	6	6	3.0	3-0	9	8	0	3	76	9	3.0

2021-22 GONZAGA WOMEN'S BASKETBALL RECORD BOOK

PLAYER	GP-GS	FGM-FGA	PCT	3FG-FGM	PCT	FTM-FTA	PCT	OFF	DEF	REB	AVG	PF-DQ	A	TO	BLK	ST	MIN	PTS	
Eliza Hollingsworth	1-0	1-2	.500	1-2	.500	0-0	.000	1	2	3	3.0	0-0	0	1	0	0	5	3	3.0
Jessica Waltz	4-1	5-13	.384	0-4	.000	2-2	1.000	4	8	12	3.0	6-0	9	8	0	8	85	12	3.0
Tennille Jeffries	4-0	4-11	.363	1-3	.333	0-0	.000	3	9	12	3.0	3-0	0	4	1	3	47	11	2.7
Chelsea Herman	3-2	3-11	.272	0-2	.000	3-4	.750	1	6	7	3.1	4-0	7	10	1	3	68	8	2.6
Chelsea Clark	2-0	1-6	.167	0-0	.000	3-6	.500	4	2	6	3.0	3-0	0	3	0	0	22	5	2.5
Danielle Walter	5-0	3-10	.300	0-3	.000	6-6	1.000	3	3	6	1.2	2-0	4	1	0	0	40	12	2.4
Sandy Gere	3-0	3-10	.300	0-4	.000	1-1	1.000	1	2	3	1.0	4-0	4	7	0	2	43	7	2.3
Dominique Harris	4-0	2-8	.250	1-3	.333	3-6	.500	3	1	4	1.0	9-1	1	3	0	1	50	8	2.0
Kristin Deal	4-2	2-13	.153	0-0	.000	4-7	.571	7	6	13	3.2	13-0	3	8	0	4	85	5	2.0
Maria Hassett	6-0	4-8	.500	0-0	.000	4-8	.500	6	8	14	2.3	2-0	0	5	2	0	39	12	2.0
Sasah Polishchuk	4-0	3-10	.300	0-3	.000	2-2	1.000	0	3	3	0.8	1-0	5	2	0	1	34	8	2.0
Shaniqua Nilles	5-1	4-14	.285	0-5	.000	3-5	.600	4	1	5	0.8	6-0	4	5	0	4	55	11	1.8
Chelsea Waters	4-1	2-6	.333	2-6	.333	1-2	.500	1	4	5	1.2	3-0	0	3	0	1	31	7	1.7
Juliann Laney	5-5	3-19	.158	1-9	.111	1-4	.250	3	10	13	2.6	6-0	3	4	2	1	93	8	1.6
Anne Bickelhaupt	5-0	3-12	.250	0-0	.000	2-2	1.000	1	5	6	1.2	8-0	0	7	2	0	49	8	1.6
Meghan Winters	7-0	4-10	.400	2-5	.400	1-2	.500	2	4	6	0.9	5-0	0	6	0	2	41	11	1.6
Shannon Reader	8-0	4-8	.500	0-0	.000	2-2	1.000	4	4	8	1.0	5-0	1	2	1	0	34	10	1.3
Heidi Phillips	3-1	1-5	.200	0-0	.000	2-6	.333	3	6	9	3.0	3-0	1	2	0	0	38	4	1.3
Stephanie Golden	8-0	4-12	.250	0-0	.000	0-0	.000	2	3	5	0.8	5-0	0	3	0	0	28	8	1.0
Michelle Gray	2-0	1-2	.500	0-0	.000	0-0	.000	0	0	0	0.0	2-0	7	4	0	2	30	2	1.0
Claudia Morgan	2-0	1-2	.500	0-0	.000	0-0	.000	0	0	0	0.0	0-0	0	0	0	0	2	2	1.0
Katie Prichard	3-0	0-2	.000	0-0	.000	2-2	1.000	0	0	0	0.0	2-0	0	3	0	1	12	2	0.7
Celeste Quitiquit	3-0	0-2	.000	0-1	.000	2-4	.500	1	1	2	0.6	2-0	1	2	0	5	28	2	0.6
Tatiana Lorenzo	8-0	1-2	.500	0-1	.000	1-2	.500	0	3	3	0.4	0-0	4	3	0	1	33	3	0.4
Elaina Renius	4-0	0-2	.000	0-0	.000	1-2	.500	1	7	8	2.0	5-0	1	3	0	1	23	1	0.3
Kacie Bosch	1-0	0-0	.000	0-0	.000	0-0	.000	0	0	0	0.0	0-0	0	0	0	0	2	0	0.0
Maiki Viela	2-0	0-0	.000	0-0	.000	0-0	.000	0	0	0	0.0	0-0	0	0	0	0	1	0	0.0
Ziya Muhammad	1-0	0-1	.000	0-0	.000	0-0	.000	0	0	0	0.0	0-0	0	3	0	2	9	0	0.0
Amanda Farholtz	1-0	0-0	.000	0-0	.000	0-0	.000	0	0	0	0.0	1-0	0	0	0	1	3	0	0.0
Carmel Lampson	2-2	0-7	.000	0-5	.000	0-0	.000	1	4	5	2.5	0-0	4	2	0	0	26	0	0.0
Nathalie Chevally	1-1	0-3	.000	0-1	.000	0-0	.000	0	0	0	0.0	5-1	0	1	0	0	13	0	0.0
Mandy Nelson	1-0	0-0	.000	0-0	.000	0-0	.000	0	0	0	0.0	0-0	0	0	0	0	1	0	0.0
Annette Steward	1-0	0-2	.000	0-0	.000	0-0	.000	1	1	2	2.0	0-0	0	0	0	0	10	0	0.0
Casy Murdock	1-0	0-1	.000	0-0	.000	0-0	.000	0	0	0	0.0	2-0	0	1	0	1	10	0	0.0
Cameron Carroll	1-0	0-1	.000	0-0	.000	0-0	.000	0	0	0	0.0	1-0	0	1	0	0	6	0	0.0
Casey Correa	2-0	0-0	.000	0-0	.000	0-0	.000	0	0	0	0.0	0-0	0	3	0	0	7	0	0.0
Amanda Brown	3-0	0-1	.000	0-1	.000	0-0	.000	0	0	0	0.0	0-0	0	0	1	0	3	0	0.0
Ariam TeclMariam	3-0	0-0	.000	0-0	.000	0-0	.000	0	0	0	0.0	0-0	0	1	0	0	4	0	0.0
Kaitlyn Petersen	2-0	0-2	.000	0-0	.000	0-0	.000	0	0	0	0.0	1-0	0	1	0	2	6	0	0.0
Carter Schick	4-0	0-0	.000	0-0	.000	0-1	.000	0	1	1	0.3	0-0	0	0	0	0	4	0	0.0
Laura Sullivan	1-0	0-0	.000	0-0	.000	0-0	.000	0	0	0	0.0	1-0	0	0	0	0	2	0	0.0
Molly Anderson	1-0	0-0	.000	0-0	.000	0-0	.000	0	0	0	0.0	0-0	0	0	0	0	1	0	0.0
Corryn Douglas	2-0	0-0	.000	0-0	.000	0-0	.000	0	0	0	0.0	0-0	0	0	0	0	2	0	0.0
Louise Forsyth	5-0	0-3	.000	0-3	.000	0-0	.000	0	3	3	0.6	2-0	1	1	0	0	31	0	0.0
Anamaria Virjoghe	1-0	0-1	.000	0-0	.000	0-0	.000	1	2	3	3.0	1-0	0	0	0	0	3	0	0.0

Team Stats (Since 2000)

GONZAGA	43	1098-2572	.427	213-634	.336	607-785	.773	563	1097	1660	38.6	694-17	630	643	136	369	2900	3016	70.1
Opponents	43	953-2476	.385	199-653	.305	530-694	.764	496	993	1489	34.6	699-9	481	728	135	305	2900	2635	61.3

WEST COAST CONFERENCE TOURNAMENT - GONZAGA RECORDS

INDIVIDUAL - Single Game (Since 2000)

POINTS:	37*	Jill Barta, vs. SMC ('17)
REBOUNDS:	14	Ashley Burke, vs. SCU ('03)
	14	Shelby Cheslek, vs. SMC ('14)
	14	Shelby Cheslek, vs. LMU ('15)
ASSISTS:	16*	Courtney Vandersloot, vs. SMC ('11)
BLOCKS:	4	Stephanie Hawk, vs. LMU ('07)
	4	Vivian Frieson, vs. LMU ('09)
	4	Shelby Cheslek, vs. BYU ('14)
STEALS:	7*	Joy Pauley, vs. SMC ('94)
FG MADE:	12*	Haiden Palmer, vs. BYU ('12)
		Jill Barta, vs. SMC ('17)
FG ATT:	27*	Jessica Malone, vs. SMC ('01)
FG PCT:	1.000 (7-7)*	Zykeria Rice vs. USD ('18)
3-PT MADE:	8*	Jessica Malone, vs. SMC ('01)
3-PT ATT:	13*	Jessica Malone, vs. SMC ('01)
FT MADE:	12	Zykeria Rice, vs. BYU ('19)
	12	Heather Bowman, vs. PEP ('08)
	12	Ashley Burke, vs. SCU ('05)
	12	Heather Bowman, vs. PEP ('08)
FT ATT:	13	Ashley Burke, vs. SCU ('05)
	13	S. Hawk, vs. USF ('06)
FT PCT:	1.000 (8-8)	Laura Stockton, vs. SCU ('16)
	1.000 (8-8)	Jill Barta, vs. SMC ('17)
	1.000 (8-8)	Jill Barta vs. USD ('18)
	1.000 (10-10)	Jill Barta vs. USD ('18)
	1.000 (12-12)	Zykeria Rice vs. BYU ('19)

INDIVIDUAL - Tournament

POINTS:	77	Heather Bowman ('08)
REBS:	30	Shelby Cheslek ('14)
ASSISTS:	30 (2 games)	Courtney Vandersloot ('11)
BLOCKS:	10	Stephanie Hawk ('10)
STEALS:	10	Haiden Palmer ('14)
FG MADE:	28	Heather Bowman ('08)
FG ATT:	55	Heather Bowman ('08)
3-P MADE:	9	Emma Stach ('18)
3-P ATT:	18	Tiffanie Shives ('08)

FT MADE:	24	Ashley Burke ('05)
FT ATT:	25	Ashley Burke ('05)

TEAM - Single Game (Since 2000)

MOST POINTS:	96*	vs. POR ('11)
FEWEST POINTS:	42	vs. SCU ('01)
WIDEST MARGIN:	40 (87-47)	vs. SCU ('10)
REBOUNDS:	51	vs. POR ('05)
ASSISTS:	25	vs. POR ('11)
BLOCKS:	9	vs. SMC ('08)
	9	vs. LMU ('09)
	9	vs. SCU ('10)
STEALS:	16	vs. POR ('11)
FG MADE:	41	vs. SCU ('10)
FG ATT:	79	vs. POR ('11)
FG PCT:	.569 (41-72)	vs. SMC ('01)
LOW FG PCT:	.242 (16-66)*	vs. SMC ('01)
3-PT MADE:	9	vs. SMC ('01) & PEP ('18)
3-PT ATT:	24	vs. SMC ('01)
FT MADE:	31*	vs. SMC ('94)
FT ATT:	32	vs. USF ('06)
	32	vs. PEP ('08)
FT PCT:	1.000 (13-13) & (16-16)*	vs. POR ('05) & USD ('18)

TEAM - Tournament

MOST POINTS:	254	2017
REBOUNDS:	130	2005, 2017
ASSISTS:	57	2017
BLOCKS:	16	2007
STEALS:	30	2017
FG MADE:	93	2017
FG ATT:	200	2008
3-PT MADE:	23	2018
3-PT ATT:	58	2018
FT MADE:	54	2014
FT ATT:	77	2014

* Also a WCC Tournament record

BULLDOGS IN THE POSTSEASON

NCAA TOURNAMENT

2007 NCAA First Round (Stanford, CA)

3-17-07 No. 5 Middle Tennessee State 85, No. 12 Gonzaga 46

2009 NCAA First and Second Rounds (Seattle, WA)

3-21-09 No. 12 Gonzaga 74, No. 5 Xavier 59

3-23-09 No. 4 Pittsburgh 65, No. 12 Gonzaga 60

2010 NCAA First and Second Rounds (Seattle, WA)

3-20-10 No. 7 Gonzaga 83, No. 10 North Carolina 76

3-22-10 No. 7 Gonzaga 72, No. 2 Texas A&M 71

2010 NCAA Regional Semifinals (Sacramento, CA)

3-27-10 No. 3 Xavier 74, No. 7 Gonzaga 56

2011 NCAA First and Second Rounds (Spokane, WA)

3-19-11 No. 11 Gonzaga 92, No. 6 Iowa 86

3-21-11 No. 11 Gonzaga 89, No. 3 UCLA 75

2011 NCAA Regional Semifinals (Spokane, WA)

3-26-11 No. 11 Gonzaga 76, No. 7 Louisville 69

2011 NCAA Regional Finals (Spokane, WA)

3-28-11 No. 1 Stanford 83, No. 11 Gonzaga 60

2012 NCAA First and Second Rounds (Spokane, WA)

3-17-12 No. 11 Gonzaga 86, No. 6 Rutgers 73

3-19-12 No. 11 Gonzaga 65, No. 3 Miami 54

2012 NCAA Regional Semifinals (Kingston, RI)

3-25-11 No. 2 Kentucky 79, No. 11 Gonzaga 62

2013 NCAA First Round (Spokane, WA)

3-23-13 No. 5 Iowa State 72, No. 12 Gonzaga 60

2014 NCAA First Round (College Station, TX)

3-23-14 No. 11 James Madison 72, No. 6 Gonzaga 63

2015 NCAA First and Second Rounds (Corvallis, OR)

3-20-15 No. 11 Gonzaga 82, No. 6 George Washington 69

3-22-15 No. 11 Gonzaga 76, No. 3 Oregon State 64

2015 NCAA Regional Semifinals (Spokane, WA)

3-28-15 No. 2 Tennessee 73, No. 11 Gonzaga 69 (OT)

2017 NCAA First and Second Rounds (Seattle, WA)

3-18-17 No. 11 Gonzaga 62, No. 6 Oklahoma 75

2018 NCAA First Round and Second Rounds (Stanford, CA)

3-17-18 No. 13 Gonzaga 68, No. 4 Stanford 82

2019 NCAA First and Second Rounds (Corvallis, Ore.)

3-23-19 No. 5 Gonzaga 68, No. 12 Little Rock 51

3-25-19 No. 4 Oregon State 76, No. 5 Gonzaga 70

20121 NCAA First Round (San Marcos, Texas)

3-22-21 No. 5 Gonzaga 59, No. 12 Belmont 64

GONZAGA IN THE WNIT

1994: (Amarillo, TX)

3-24-94 Pittsburgh 89, Gonzaga 77

3-25-94 New Mexico State 83, Gonzaga 63

3-26-94 Gonzaga 105, Northeast Louisiana 69

2004: First Round (Corvallis, OR)

3-19-04 Oregon State 69, Gonzaga 64

2005: First Round (Spokane, WA)

3-16-05 Gonzaga 71, BYU 54

Second Round (Springfield, MO)

3-21-05 Southwest Missouri State 85, Gonzaga 66

2008: First Round (Spokane, WA)

3-20-08 Gonzaga 81, UC Davis 60

Second Round (Boulder, CO)

3-24-08 Colorado 82, Gonzaga 68

2016: First Round (Spokane, WA)

3-17-16 Gonzaga 88, UC Riverside 54

Second Round (Spokane, WA)

3-21-16 Utah 92, Gonzaga 77

GONZAGA RECORD AGAINST NCAA SEEDS

Seed	Record	Last
------	--------	------

1	0-1	2011
2	1-2	2012
3	3-1	2015
4	0-3	2019
5	1-2	2013
6	3-1	2017
7	1-0	2011
10	1-0	2010

11 0-1 2014

12 1-1 2021

Overall NCAA Tournament Record: 11-12 (.478)

POSTSEASON STATISTICS 2021-22 GONZAGA WOMEN'S BASKETBALL RECORD BOOK

PLAYER	GP-GS	FGM-FGA	PCT.	3FG-FGM	PCT.	FTM-FTA	PCT.	OR	DR	REB	AVG.	PF-DQA	TO	BLK	ST	MIN	PTS	AVG	
Ivy Safranski	3-3	26-46	.565	13-24	.541	8-10	.800	2	6	8	2.6	10-1	7	10	0	3	82	73	24.3
Jill Barta	4-4	18-46	.391	8-17	.471	20-22	.909	4	27	31	7.8	6-0	4	9	1	5	123	72	18.0
Courtney Vandersloot	11-11	58-137	.426	11-38	.289	61-68	.897	8	49	57	5.1	14-1	100	58	3	41	381	188	17.1
Sarah Christensen	3-3	19-43	.441	0-0	.000	6-11	.545	4	13	17	5.6	7-0	3	6	0	6	89	44	14.6
Shannon Mathews	3-3	16-31	.516	9-22	.409	2-2	1.000	2	10	12	4.0	5-0	17	12	1	7	110	43	14.3
Michelle Elliott	3-2	12-23	.521	6-14	.429	12-14	.857	9	2	11	3.7	4-0	3	9	0	2	77	42	14.0
Kayla Standish	12-7	69-127	.543	4-6	.667	24-31	.774	15	33	48	4.0	31-0	9	16	9	10	276	166	13.8
Ashley Burke	3-3	16-40	.400	1-2	.500	8-11	.727	7	7	14	4.6	7-0	9	6	1	6	97	41	13.6
Haiden Palmer	5-5	26-78	.333	6-29	.207	10-15	.667	10	10	20	4.0	15-1	17	9	3	18	166	68	13.6
Laura Stockton	4-2	18-40	.450	0-7	.000	17-19	.895	2	6	8	2.0	13-0	17	9	0	7	103	53	13.3
Heather Bowman	8-8	43-92	.467	0-0	.000	18-19	.947	17	20	37	4.6	17-0	7	15	4	8	263	98	12.3
Keani Albanez	8-6	29-53	.547	11-29	.379	28-33	.848	1	16	17	2.1	18-0	13	19	3	14	193	98	12.3
Tiffanie Shives	5-3	21-48	.438	12-27	.444	6-8	.750	3	17	20	4.0	11-0	7	7	0	5	131	60	12.0
Angie Hendricks	3-3	12-32	.375	1-4	.250	10-11	.909	7	12	19	6.3	5-0	18	14	0	5	102	35	11.6
Vivian Frieson	8-7	37-89	.416	1-6	.167	16-20	.800	13	42	55	6.9	12-0	16	19	17	10	249	91	11.4
Juanita Rivera	3-3	11-23	.478	0-0	.000	12-20	.600	8	13	21	7.0	8-0	2	4	3	4	98	34	11.3
Ashley Anderson	1-1	3-6	.500	0-0	.000	5-11	.454	2	4	6	6.0	3-0	4	5	1	2	36	11	11.0
Sunny Greinacher	10-6	42-100	.420	2-2	1.000	21-24	.875	12	36	48	4.8	13-0	8	17	6	17	225	107	10.7
Katelan Redmon	10-6	54-130	.415	3-8	.375	12-17	.705	21	35	56	4.7	15-0	12	21	1	5	324	123	10.3
Emma Wolfgram	4-0	14-31	.452	0-1	.000	9-11	.818	11	15	26	6.5	8-0	5	7	10	2	96	37	9.3
Anne Bailey	3-1	13-27	.481	0-2	.000	1-4	.250	3	10	13	4.3	5-0	2	6	1	2	64	27	9.0
Taelor Karr	4-4	10-28	.357	8-19	.421	7-12	.583	2	16	18	4.5	5-0	13	4	1	3	140	35	8.8
Zykeria Rice	6-3	23-39	.589	2-3	.666	5-6	.833	4	31	46	7.6	11-0	1	5	1	3	246	53	8.8
Stephanie Hawk	4-3	12-27	.444	1-2	.500	9-11	.818	4	10	14	3.5	5-0	1	4	5	0	86	34	8.5
Elle Tinkle	8-6	18-47	.383	6-15	.400	26-36	.722	16	19	35	4.4	15-0	10	6	1	5	177	68	8.5
Jill Townsend	2-1	7-14	.500	0-4	.000	3-6	.500	1	7	8	4.0	2-0	0	7	1	1	35	17	8.5
Zhane Templeton	2-0	5-8	.625	3-5	.600	3-3	1.000		0	0	0.0	1-0	0	1	0	0	19	16	8.0
Kelli Howell	3-2	12-16	.750	0-0	.000	0-0	.000	2	10	12	4.0	13-2	3	5	3	1	61	24	8.0
Abby O'Connor	1-0	3-4	.750	2-3	.666	0-0	.000	0	4	4	4.0	1-0	0	1	0	0	19	8	8.0
Jessie Loera	4-2	11-29	.379	1-9	.111	6-6	1.000	3	7	10	2.5	6-0	14	7	3	2	98	29	7.3
Jenn Wirth	4-1	9-24	.375	0-1	.000	11-14	.786	7	13	20	5.0	9-0	8	6	0	1	85	29	7.3
Janelle Bekkering	11-9	23-71	.324	9-36	.250	22-27	.815	13	31	44	4.0	20-1	15	15	5	15	287	77	7.0
Chandler Smith	4-3	11-31	.355	0-8	.000	3-5	.600	2	10	12	3.0	6-0	9	8	4	5	102	25	6.3
Mandy Nelson	2-0	4-5	.800	2-2	1.000	2-2	1.000	1	3	4	2.0	5-0	0	1	1	1	12	12	6.0
LeeAnne Wirth	4-3	11-24	.458	0-0	.000	2-2	1.000	6	16	22	5.5	9-1	3	4	1	2	90	24	6.0
Katy Ridenour	4-1	8-12	.667	2-6	.333	5-6	.833	1	8	9	2.3	4-0	3	6	2	5	91	23	5.8
Georgia Stirton	5-5	9-27	.333	3-7	.428	8-12	.667	3	13	16	3.2	11-0	12	9	0	4	131	29	5.8
Katie Campbell	3-2	5-14	.357	5-11	.455	2-2	1.000	1	10	11	3.7	7-0	1	4	2	2	71	17	5.7
Emma Stach	7-4	14-31	.452	7-14	.500	5-5	1.000	2	12	12	1.7	7-0	11	8	0	3	144	40	5.7
Kiara Kudron	3-1	8-25	.320	0-1	.000	1-5	.200	9	11	20	6.7	8-0	5	6	1	2	64	17	5.6
Raeanna Jewell	3-3	6-21	.286	4-11	.363	0-0	.000	6	12	18	6.0	10-1	5	7	0	3	84	16	5.3
Jami Bjorklund	5-5	11-29	.379	3-8	.375	1-1	1.000	6	9	15	3.0	7-0	8	4	0	2	101	26	5.2
Delphine Lecoultre	3-0	7-9	.777	1-1	1.000	0-2	.000	0	2	2	0.6	1-0	1	1	1	0	23	15	5.0
Kayleigh Truong	1-1	2-4	.500	1-3	.333	0-0	.000	1	0	1	1.0	2-0	3	3	0	0	28	5	5.0
Shelby Cheslek	9-9	19-40	.475	0-0	.000	5-9	.555	17	28	45	5.0	26-0	5	13	14	3	166	43	4.8
Kelly Bowen	12-7	20-54	.370	4-20	.200	11-17	.647	16	41	57	4.8	22-0	6	11	2	11	270	55	4.6
Melody Kempton	3-0	5-8	.625	0-0	.000	3-5	.600	3	2	5	1.7	7-0	2	1	0	2	43	13	4.3
Louise Forsyth	2-0	2-3	.667	2-2	1.000	2-2	1.000	1	2	3	1.5	5-0	0	2	0	0	30	8	4.0
Sasha Polishchuk	1-0	2-4	.500	0-0	.000	0-0	.000	0	1	1	1.0	1-0	2	10	0	1	19	4	4.0
Heidi Phillips	3-0	5-8	.625	0-0	.000	1-1	.000	0	5	5	1.6	2-0	3	4	0	0	42	11	3.6
Lindsay Sherbert	6-0	8-22	.364	3-13	.231	2-2	1.000	1	12	13	2.2	8-0	6	3	0	2	71	21	3.5
Elaina Renius	2-0	2-7	.286	0-0	.000	3-4	.750	6	8	14	7.0	2-0	1	2	2	1	24	7	3.5
Shaniqua Nilles	9-2	7-18	.389	5-13	.385	11-12	.917	4	5	9	1.0	16-1	8	9	0	9	139	30	3.3
Makenlee Williams	1-0	1-4	.250	1-4	.250	0-0	.000	1	0	1	1.0	5-1	1	0	0	0	15	3	3.0
Cierra Walker	1-1	1-4	.250	1-4	.250	0-0	.000	0	4	4	4.0	1-0	1	1	0	1	27	3	3.0
Kaylynn Truong	1-0	1-2	.500	1-1	1.000	0-0	.000	0	2	2	2.0	0-0	4	4	0	0	18	3	3.0
Joy Pauley	3-0	3-10	.300	0-0	.000	2-2	1.000	3	7	10	3.3	2-0	6	1	0	2	58	8	2.6
Claire Raap	9-0	10-19	.526	0-1	.000	1-4	.250	5	11	16	1.8	7-0	5	5	1	4	85	21	2.3
Jazmine Redmon	9-1	7-25	.280	1-9	.111	4-6	.667	6	13	19	2.1	15-0	15	11	1	11	143	19	2.1
Rachel Kane	3-1	2-6	.333	2-5	.400	0-0	.000	2	5	7	2.3	0-0	7	9	0	0	49	6	2.0
Yvonne Ejim	1-0	1-3	.333	0-0	.000	0-2	.000	2	0	2	2.0	1-0	0	0	1	1	6	2	2.0
Chelsea Waters	8-0	5-13	.385	4-7	.571	0-1	.000	1	7	8	1.0	7-0	1	0	0	2	44	14	1.8
Meghan Winters	2-0	1-5	.200	1-3	.333	0-0	.000	0	0	0	0.0	0-0	0	0	0	0	12	3	1.5
Stephanie Golden	4-0	3-7	.429	0-0	.000	0-0	.000	2	2	4	1.3	4-0	1	2	0	0	15	6	1.5
Claudia Morgan	2-0	1-1	1.000	0-0	.000	0-0	.000	0	2	2	1.0	1-0	1	0	0	0	12	2	1.0
Maria Hassett	3-0	0-1	.000	0-0	.000	2-4	.500	2	1	3	1.5	0-0	0	1	0	1	19	2	1.0
Danielle Walter	5-0	2-8	.250	1-3	.333	0-0	.000	1	2	3	0.6	3-0	3	0	0	1	33	5	1.0
Michelle Gray	3-1	1-5	.200	0-2	.000	0-0	.000	1	6	7	2.3	7-0	19	7	0	3	66	2	0.6
Shannon Reader	8-0	2-7	.000	0-0	.000	1-2	.000	4	4	8	1.0	2-0	3	4	1	0	38	5	0.6
Tatiana Lorenzo	9-0	1-2	.500	0-0	.000	0-0	.000	0	1	1	0.1	0-0	3	4	0	2	38	2	0.2
Juliann Laney	2-2	0-4	.000	0-3	.000	0-0	.000	0	3	3	1.5	1-0	4	2	0	0	20	0	0.0
Katie Prichard	1-0	0-0	.000	0-0	.000	0-0	.000	0	0	0	0.0	1-0	0	2	0	0	2	0	0.0
Kacie Bosch	3-0	0-0	.000	0-0	.000	0-0	.000	0	0	0	0.0	1-0	0	1	0	1	1	0	0.0
Laura Sullivan	1-0	0-0	.000	0-0	.000	0-0	.000	0	0	0	0.0	0-0	0	0	0	0	1	0	0.0
Carter Schick	1-0	0-0	.000	0-0	.000	0-0	.000	0	0	0	0.0	0-0	0	0	0	0	1	0	0.0
Maiki Viela	1-0	0-0	.000	0-0	.000	0-0	.000	0	0	0	0.0	0-0	0	0	0	0	1	0	0.0
Dominique Harris	2-0	0-4	.000	0-1	.000	0-0	.000	0	1	1	0.5	0-0	0	0	1	2	15	0	0.0
Anne Bickelhaupt	1-0	0-1	.000	0-0	.000	0-0	.000	0	0	0	0.0	0-0	0	0	0	0	7	0	0.0
Amanda Brown	1-0	0-0	.000	0-0	.000	0-0	.000	0	0	0	0.0	0-0	0						

2021-22 GONZAGA WOMEN'S BASKETBALL RECORD BOOK

PLAYER	GP-GS	FGM-FGA	PCT.	3FG-FGM	PCT.	FTM-FTA	PCT.	OR	DR	REB	AVG.	PF-DQA	TO	BLK	ST	MIN	PTS	AVG
Melissa Holland	1-0	0-1	.000	0-1	.000	0-0	.000	1	0	1	1.0	0-0	0	0	0	0	0	0.0
Simone Santos	1-0	0-2	.000	0-0	.000	0-0	.000	0	2	2	2.0	3-0	0	0	1	13	0	0.0
Gillian Barfield	1-0	0-0	.000	0-0	.000	0-0	.000	0	0	0	0.0	0-0	0	0	0	0	0	0.0
Anamaria Virjoghe	1-0	0-0	.000	0-0	.000	0-0	.000	0	0	0	0.0	0	0	0	1	2	0	0.0

POSTSEASON SINGLE GAME RECORDS

High Points - 36 (Ivy Safranski vs. NE Louisiana, 3-26-94)
 High Rebounds - 13 (Vivian Frieson vs. North Carolina, 3-20-10)
 High Assists - 17 (Courtney Vandersloot vs. UCLA, 3-21-11)

NCAA TOURNAMENT RECORDS

	Individual	Team
Points	34, Courtney Vandersloot vs. Iowa (3/19/11)	92, vs. Iowa (3/19/11)
Rebounds	13, Vivian Frieson vs. North Carolina (3/20/10)	44, 4x: vs. Oklahoma (3/18/17) vs. Rutgers (3/17/12) vs. Iowa (3/19/11)
Assists	17, Courtney Vandersloot vs. UCLA (3/21/11)	23, 2x: vs. UCLA (3/21/11) vs. North Carolina (3/20/10)
Blocks	4, 3x: Emma Wolfram vs. Tennessee (3/28/15) Vivian Frieson vs. Texas A&M (3/22/10) Stephanie Hawk vs. Middle Tennessee State (3/17/07)	8, vs. Texas A&M (3/22/10)
Steals	10, Haiden Palmer vs. Iowa State (3/23/13)	15, vs. Iowa (3/19/11)
FG Made	15, Kayla Standish vs. Iowa (3/19/11)	37, vs. Iowa (3/19/11)
FG Attempts	23, Courtney Vandersloot vs. Iowa (3/19/11)	77, vs. Iowa (3/19/11)
FG %	.800 (8-10) Courtney Vandersloot vs. Louisville (3/26/11)	.558, vs. UCLA (3/21/11)
3Point Made	5, Katie Campbell vs. Little Rock (3/23/19)	9, 2x: vs. George Washington (3/20/15) vs. Rutgers (3/17/12)
3Point Attempts	10, Haiden Palmer vs. Rutgers (3/17/12)	26, vs. Iowa State (3/23/13)
FT Made	15, Courtney Vandersloot vs. UCLA (3/21/11)	29, vs. George Washington (3/20/15)
FT Attempts	17, Courtney Vandersloot vs. UCLA (3/21/11)	34, vs. George Washington (3/20/15)
FT %	(11-11), Courtney Vandersloot vs. Iowa (3/19/11)	1,000, (16-16) vs. Pittsburgh (3/23/09)
Winning Margin		17, vs. Little Rock (3/23/19)
Fewest points allowed		51, vs. Little Rock (3/23/19)
Lowest FG% allowed		.293, vs. George Washington (3/20/15)

Best Averages (minimum three games played)

Points	79.3, 2011
Rebounds	39.7, 2015
Assists	17.0, 2010 and 2011
Blocks	6.3, 2010
Steals	11.3, 2010 and 2011
FG Made	28.5, 2011
FG Attempts	64.3, 2010
FG %	.461, 2015
3Pt Made	5, 2010 and 2015
3Pt Attempts	14, 2012
FT Made	18, 2011 and 2015
FT Attempts	22.7, 2015
FT %	.810, 2011
Winning Margin	12.5, 2015
Points allowed	68.7, 2012 and 2015
FG% allowed	.343, 2015

NCAA TOURNAMENT BOX SCORES

Official Basketball Box Score -- Game Totals -- Final Statistics
Gonzaga vs Middle Tennessee State
03/17/07 5:00pm at Maples Pavilion

Gonzaga 46 • 24-10

#	Player	Total			3-Ptr			Rebounds			PF	TP	A	TO	Blk	Stl	Min
		FG-FGA	FG-FGA	FT-FTA	FG-FGA	FG-FGA	FT-FTA	Off	Def	Tot							
30	BOWMAN, Heather	f	3-6	0-0	0-0	1	7	8	3	6	0	3	0	1	26		
42	HAWK, Stephanie	f	2-7	0-1	1-2	0	6	6	0	5	1	3	4	0	34		
12	KANE, Rachel	g	0-1	0-0	0-0	1	1	2	0	0	3	7	0	0	23		
21	RIDENOUR, Katy	g	3-5	0-2	4-4	0	2	2	3	10	0	2	1	3	27		
32	BJORKLUND, Jami	g	1-6	0-1	0-0	2	1	3	3	2	2	0	0	0	23		
03	POLISHCHUK, Sasha	g	2-4	0-0	0-0	0	1	1	1	4	2	10	0	1	19		
13	HASSETT, Maria	g	0-0	0-0	0-0	0	0	0	0	0	0	0	0	0	4		
31	ELLIOTT, Michelle	g	4-5	2-2	7-9	3	1	4	2	17	0	5	0	1	23		
44	FRIESON, Vivian	g	1-3	0-0	0-0	1	1	2	0	2	0	4	0	0	8		
54	SANTOS, Simone	g	0-2	0-0	0-0	0	2	2	3	0	0	0	0	1	13		
Team						0	2	2				1					
Totals			16-39	2-6	12-15	8	24	32	15	46	8	37	5	7	200		

FG % 1st Half: 6-17 35.3% 2nd half: 10-22 45.5% Game: 16-39 41.0%
 3FG % 1st Half: 0-2 0.0% 2nd half: 2-4 50.0% Game: 2-6 33.3%
 FT % 1st Half: 8-10 80.0% 2nd half: 4-5 80.0% Game: 12-15 80.0%

Deadball Rebounds 1

Middle Tennessee State 85 • 30-3

#	Player	Total			3-Ptr			Rebounds			PF	TP	A	TO	Blk	Stl	Min
		FG-FGA	FG-FGA	FT-FTA	FG-FGA	FG-FGA	FT-FTA	Off	Def	Tot							
01	Holt, Amber	f	10-14	0-1	3-5	4	2	6	0	23	1	0	0	4	35		
04	Horton, Krystle	f	7-14	0-0	0-1	2	5	7	3	14	3	0	0	4	33		
02	Abney, Johnna	g	0-1	0-1	2-2	0	0	0	2	2	2	0	0	1	22		
12	Orr, Starr	g	4-7	2-3	0-2	3	3	6	4	10	2	3	0	3	23		
22	Givens, Chrissy	g	9-20	0-0	6-6	2	3	5	4	24	4	5	0	5	32		
10	Pickel, Jackie	g	1-7	1-6	0-0	0	1	1	1	3	1	0	0	0	15		
14	Barclay, Latoya	g	2-4	2-4	1-2	1	0	1	1	7	0	1	0	0	18		
21	Brown, Brandi	g	0-0	0-0	0-0	1	0	1	3	0	0	0	0	0	8		
31	Boyd, Lakira	g	1-4	0-1	0-0	0	1	1	0	2	0	0	0	0	4		
Team						4	2	6				1					
Totals			34-71	5-16	12-18	17	17	34	18	85	13	13	0	17	200		

FG % 1st Half: 18-40 45.0% 2nd half: 16-31 51.6% Game: 34-71 47.9%
 3FG % 1st Half: 1-9 11.1% 2nd half: 4-7 57.1% Game: 5-16 31.3%
 FT % 1st Half: 7-8 87.5% 2nd half: 5-10 50.0% Game: 12-18 66.7%

Deadball Rebounds 2

Officials: Ronald Dressander, Teresa Dahlem, Timothy Daley
 Technical fouls: Gonzaga-None. Middle Tennessee State-None.
 Attendance: _____

	1st	2nd	Total
Gonzaga	20	26	46
Middle Tennessee State	44	41	85

Official Basketball Box Score -- Game Totals -- Final Statistics
Gonzaga vs Pittsburgh
03/23/09 6:30 p.m. at Seattle, WA (Bank of America Arena)

Gonzaga 60 • 27-7

#	Player	Total			3-Ptr			Rebounds			PF	TP	A	TO	Blk	Stl	Min
		FG-FGA	FG-FGA	FT-FTA	FG-FGA	FG-FGA	FT-FTA	Off	Def	Tot							
12	FRIESON, Vivian	f	2-6	0-0	0-0	0	1	1	2	4	2	3	3	1	38		
32	SCHAEFFER, Jami	f	4-7	1-3	1-1	1	1	2	3	10	0	1	0	0	16		
30	BOWMAN, Heather	c	5-15	0-0	5-5	3	4	7	1	15	2	4	0	0	38		
11	BEKKERING, Janelle	g	2-8	1-4	4-4	1	4	5	5	9	0	3	0	2	35		
21	VANDERSLOOT, Courtne	g	6-16	0-2	6-6	1	6	7	2	18	7	4	0	5	27		
10	LORENZO, Tatriana	g	0-0	0-0	0-0	0	0	0	0	0	0	2	0	0	13		
33	STANDISH, Kayla	g	0-2	0-1	0-0	0	0	0	0	0	0	0	0	0	6		
35	RAAP, Claire	g	1-2	0-0	0-0	0	0	0	1	2	0	1	0	0	4		
44	BOWEN, Kelly	g	1-2	0-1	0-0	0	4	4	0	2	0	1	1	1	23		
Team						3	2	5									
Totals			21-58	2-11	16-16	10	28	38	15	60	11	18	4	9	200		

FG % 1st Half: 9-30 30.0% 2nd half: 12-28 42.9% Game: 21-58 36.2%
 3FG % 1st Half: 0-4 0.0% 2nd half: 2-7 28.6% Game: 2-11 18.2%
 FT % 1st Half: 6-6 100.0% 2nd half: 10-10 100.0% Game: 16-16 100.0%

Deadball Rebounds 0

Pittsburgh 65 • 25-7

#	Player	Total			3-Ptr			Rebounds			PF	TP	A	TO	Blk	Stl	Min
		FG-FGA	FG-FGA	FT-FTA	FG-FGA	FG-FGA	FT-FTA	Off	Def	Tot							
02	Sallard, Sophronia	f	2-8	0-0	0-0	0	1	1	2	4	4	3	0	3	28		
25	Scott, Shayla	f	2-9	1-3	2-2	2	6	8	4	7	3	4	0	2	37		
40	Wilson, Pepper	c	4-6	0-0	2-2	2	5	7	2	10	0	1	4	1	14		
01	Zellous, Shavonte	g	6-21	2-4	10-12	2	5	7	3	24	1	2	0	0	35		
33	Stewart, Xenia	g	3-5	2-2	4-4	0	2	2	1	12	3	2	1	1	40-		
10	Harrison, Taneisha	g	2-7	0-2	2-2	1	2	3	6	1	3	0	1	1	18		
22	Cole, Chelsea	g	1-3	0-0	0-0	2	4	6	1	2	0	0	5	1	28		
Team						2	1	3									
Totals			20-59	5-11	20-22	11	26	37	16	65	12	15	10	9	200		

FG % 1st Half: 9-30 30.0% 2nd half: 11-29 37.9% Game: 20-59 33.9%
 3FG % 1st Half: 2-7 28.6% 2nd half: 3-4 75.0% Game: 5-11 45.5%
 FT % 1st Half: 4-4 100.0% 2nd half: 16-18 88.9% Game: 20-22 90.9%

Deadball Rebounds 2,1

Officials: Michael Price, Gator Parrish, Shelley Nakasone
 Technical fouls: Gonzaga-BEKKERING, Janelle. Pittsburgh-Scott, Shayla.
 Attendance: 2270
 NCAA Second Round Game
 @ NCAA TOURNAMENT, First and Second Rounds - Seattle, Wash.

	1st	2nd	Total
Gonzaga	24	36	60
Pittsburgh	24	41	65

Last FG - GON 2nd-00:44, PITT 2nd-00:49.
 Largest lead - GON by 7 1st-14:47, PITT by 6 1st-03:59.
 GON led for 15:01. PITT led for 16:53. Game was tied for 08:06.

Score tied - 14 times.
 Lead changed - 16 times.

Official Basketball Box Score -- Game Totals -- Final Statistics
Gonzaga vs Xavier
03/21/09 7:30 p.m. at Seattle, WA (Bank of America Arena)

Gonzaga 74 • 27-6

#	Player	Total			3-Ptr			Rebounds			PF	TP	A	TO	Blk	Stl	Min
		FG-FGA	FG-FGA	FT-FTA	FG-FGA	FG-FGA	FT-FTA	Off	Def	Tot							
12	FRIESON, Vivian	f	7-15	0-2	3-4	1	4	5	2	17	3	3	3	1	38		
30	BOWMAN, Heather	f	9-17	0-0	5-5	2	2	4	3	23	1	1	0	0	38		
11	BEKKERING, Janelle	g	2-5	1-4	2-2	0	5	5	0	7	3	1	1	1	31		
21	VANDERSLOOT, Courtne	g	5-10	0-2	5-5	0	6	6	2	15	11	3	0	1	38		
32	SCHAEFFER, Jami	g	1-4	1-1	0-0	1	2	3	1	3	0	1	0	0	20		
10	LORENZO, Tatriana	g	0-0	0-0	0-0	0	1	1	0	0	0	0	0	0	2		
31	READER, Shannon	g	0-1	0-0	0-0	0	1	1	0	0	0	0	0	0	2		
33	STANDISH, Kayla	g	1-1	1-1	0-0	0	0	0	1	3	0	0	0	0	3		
35	RAAP, Claire	g	1-1	0-0	0-0	0	2	2	1	2	1	0	0	0	5		
44	BOWEN, Kelly	g	2-7	0-1	0-2	2	3	5	2	4	0	1	0	1	23		
Team						0	5	5									
Totals			28-61	3-11	15-18	6	31	37	12	74	20	10	4	4	200		

FG % 1st Half: 13-31 41.9% 2nd half: 15-30 50.0% Game: 28-61 45.9%
 3FG % 1st Half: 2-5 40.0% 2nd half: 1-6 16.7% Game: 3-11 27.3%
 FT % 1st Half: 1-3 33.3% 2nd half: 14-15 93.3% Game: 15-18 83.3%

Deadball Rebounds 2,1

Xavier 59 • 25-7

#	Player	Total			3-Ptr			Rebounds			PF	TP	A	TO	Blk	Stl	Min
		FG-FGA	FG-FGA	FT-FTA	FG-FGA	FG-FGA	FT-FTA	Off	Def	Tot							
42	Phillips, April	f	3-8	0-0	0-0	0	6	6	5	6	1	3	0	0	21		
53	Phillips, Ta'Shia	f	11-18	0-0	4-5	10	8	18	2	26	0	1	1	1	35		
01	Jennings, Special	g	2-6	1-2	2-2	0	2	2	3	7	1	0	0	0	36		
20	Reed, Tudy	g	5-19	0-5	0-3	4	5	9	1	10	2	3	0	0	35		
24	Taylor, Jerri	g	0-11	0-9	0-0	1	2	3	4	0	2	4	0	2	37		
00	Moss, Tyeasha	g	0-0	0-0	0-0	0	0	0	0	0	0	0	0	0	5		
04	Jernigan, Dee Dee	g	3-11	2-3	2-2	1	4	5	0	10	3	0	0	1	24		
12	Barringer, Alesia	g	0-0	0-0	0-0	0	0	0	0	0	0	0	0	0	4		
23	Askew, Megan	g	0-0	0-0	0-0	0	0	0	0	0	0	0	0	0	2		
52	Moore, Brittney	g	0-0	0-0	0-0	0	0	0	0	0	0	1	0	0	1		
Team						3	1	4									
Totals			24-73	3-19	8-12	19	28	47	15	59	16	15	1	4	200		

FG % 1st Half: 12-35 34.3% 2nd half: 12-38 31.6% Game: 24-73 32.9%
 3FG % 1st Half: 1-9 11.1% 2nd half: 1-13 7.7% Game: 3-19 15.8%
 FT % 1st Half: 0-2 0.0% 2nd half: 8-10 80.0% Game: 8-12 66.7%

Deadball Rebounds 2

Officials: Michael Price, Anita Ortega, Charles Gonzalez
 Technical fouls: Gonzaga-None. Xavier-None.
 Attendance: 2853
 First Round Game #2
 @ NCAA TOURNAMENT, First and Second Rounds - Seattle, Wash.

	1st	2nd	Total
Gonzaga	29	45	74
Xavier	26	33	59

	Points	In	Off	2nd	Fast	Bench
Gonzaga	29	45	74			
Xavier	26	33	59			

Last FG - GON 2nd-00:17, XU 2nd-00:52.
 Largest lead - GON by 15 2nd-00:17, XU None.
 GON led for 36:54, XU led for 00:00. Game was tied for 03:06.

Score tied - 3 times.
 Lead changed - 0 times.

Official Basketball Box Score -- Game Totals -- Final Statistics
North Carolina vs Gonzaga
03/20/10 7:30 p.m. at Seattle, Wash. - Bank of America Arena

North Carolina 76 • 19-12

#	Player	Total			3-Ptr			Rebounds			PF	TP	A	TO	Blk	Stl	Min
		FG-FGA	FG-FGA	FT-FTA	FG-FGA	FG-FGA	FT-FTA	Off	Def	Tot							
33	Broomfield, Laura	f	7-15	0-0	2-4	6	8	14	1	16	0	3	0	4	34		
20	Shegog, Chay	c	9-10	0-0	1-4	2	7	9	3	19	2	1	1	1	29		
22	DeGraffenreid,Cetera	g	2-14	0-3	7-8	2	0	2	4	11	6	2	0	4	38		
44	Pratt-Fratt, Tierra	g	1-7	0-1	0-0	1	4	5	2	2	4	0	1	0	24		
50	Lucas, Italee	g	7-18	2-6	0-0	0	4	4	1	16	1	3	0	2	26		
01	White, Shea'	g	2-6	1-5	0-0	0	2	2	1	5	0	4	0	0	21		

2021-22 GONZAGA WOMEN'S BASKETBALL RECORD BOOK

Official Basketball Box Score -- Game Totals -- Final Statistics Gonzaga vs Texas A&M 03/22/10 6:30 p.m. at Seattle, Wash. - Bank of America Arena

Gonzaga 72 • 29-4

#	Player	Total		3-Ptr		Rebounds			PF	TP	A	TO	Blk	Stl	Min
		FG-FGA	FG-FGA	FG-FGA	FT-FTA	Off	Def	Tot							
12	FRIESON, Vivian	f	8-14	1-1	6-8	3	6	9	0	23	5	2	4	3	38
30	BOWMAN, Heather	f	3-8	0-0	0-0	2	1	3	1	6	1	0	1	1	31
11	BEKKERING, Janelle	g	2-6	1-3	0-0	1	7	8	0	5	1	0	1	1	20
21	VANDERSLOOT, Courtney	g	4-9	1-2	0-1	0	5	5	5	9	6	11	1	3	34
34	SHIVES, Tiffanie	g	3-7	3-6	2-2	0	4	4	4	11	1	0	0	0	32
10	LORENZO, Tatriana	g	0-1	0-0	0-0	0	0	0	0	0	1	2	0	2	6
23	REDMON, Katelan	g	3-9	0-0	4-4	2	3	5	0	10	0	1	0	0	23
32	STANDISH, Kayla	g	3-5	0-0	2-2	2	0	2	2	8	0	1	1	1	10
44	BOWEN, Kelly	g	0-0	0-0	0-0	0	0	0	0	0	0	0	0	0	6
Team						1	0	1							
Totals			26-59	6-12	14-18	11	26	37	12	72	15	17	8	11	200

Official Basketball Box Score -- Game Totals -- Final Statistics Gonzaga vs Xavier 03/27/10 8:30 pm at Sacramento, Calif. (Arco Arena)

Gonzaga 56 • 29-5

#	Player	Total		3-Ptr		Rebounds			PF	TP	A	TO	Blk	Stl	Min
		FG-FGA	FG-FGA	FG-FGA	FT-FTA	Off	Def	Tot							
12	FRIESON, Vivian	f	2-8	0-2	5-6	0	4	4	2	9	1	3	2	2	36
30	BOWMAN, Heather	f	4-12	0-0	4-4	1	1	2	1	12	1	2	1	0	34
11	BEKKERING, Janelle	g	0-1	0-1	1-2	0	1	1	2	1	0	3	0	2	14
21	VANDERSLOOT, Courtney	g	3-8	0-2	0-0	2	5	7	3	6	11	6	1	5	37
34	SHIVES, Tiffanie	g	4-10	3-6	0-0	0	2	2	0	11	0	0	0	1	34
10	LORENZO, Tatriana	g	0-0	0-0	0-0	0	0	0	0	0	0	0	0	0	2
23	REDMON, Katelan	g	7-14	0-0	0-0	4	1	5	4	14	0	1	0	0	26
31	READER, Shannon	g	0-0	0-0	0-0	0	0	0	0	0	0	0	0	0	1
32	STANDISH, Kayla	g	1-5	0-0	1-3	1	1	2	1	3	0	0	1	2	9
35	RAAP, Claire	g	0-0	0-0	0-0	0	1	1	0	0	0	0	0	0	1
44	BOWEN, Kelly	g	0-1	0-1	0-0	0	0	0	1	0	0	1	0	0	6
Team						4	1	5							
Totals			21-59	3-12	11-15	12	17	29	14	56	13	16	5	12	200

FG % 1st Half: 16-31 51.6% 2nd half: 10-28 35.7% Game: 26-59 44.1% Deadball Rebounds 0
 3FG % 1st Half: 3-6 50.0% 2nd half: 3-6 50.0% Game: 6-12 50.0%
 FT % 1st Half: 7-8 87.5% 2nd half: 7-10 70.0% Game: 14-18 77.8%

FG % 1st Half: 12-30 40.0% 2nd half: 9-29 31.0% Game: 21-59 35.6% Deadball Rebounds 1
 3FG % 1st Half: 3-10 30.0% 2nd half: 0-2 0.0% Game: 3-12 25.0%
 FT % 1st Half: 4-7 57.1% 2nd half: 7-8 87.5% Game: 11-15 73.3%

Texas A&M 71 • 26-8

#	Player	Total		3-Ptr		Rebounds			PF	TP	A	TO	Blk	Stl	Min
		FG-FGA	FG-FGA	FG-FGA	FT-FTA	Off	Def	Tot							
02	Buchanan, Damitria	f	0-1	0-0	0-0	3	2	5	2	0	0	0	0	1	14
21	Elonu, Adaora	f	3-11	0-0	1-2	4	10	14	2	7	5	1	2	0	34
04	Carter, Sydney	g	3-11	1-3	0-0	0	2	2	3	7	2	1	1	1	25
20	White, Tyra	g	5-9	1-3	0-0	0	4	4	0	11	0	3	2	4	31
22	Smith, Tanisha	g	8-12	1-2	0-2	1	2	3	1	17	2	7	1	3	40
23	Adams, Danielle	g	8-14	0-0	3-7	5	5	10	4	19	2	0	2	2	31
40	Assarian, Kelsey	g	0-0	0-0	0-0	0	0	0	1	0	0	1	0	0	1
51	Colson, Sydney	g	3-8	0-2	4-4	0	0	0	2	10	5	5	0	4	24
Team						2	1	3	1						
Totals			30-66	3-10	8-15	15	26	41	16	71	16	18	8	15	200

Xavier 74 • 30-3

#	Player	Total		3-Ptr		Rebounds			PF	TP	A	TO	Blk	Stl	Min
		FG-FGA	FG-FGA	FG-FGA	FT-FTA	Off	Def	Tot							
11	HARRIS, Amber	f	6-13	2-2	0-0	1	9	10	3	14	0	6	2	0	34
42	PHILLIPS, April	f	1-2	0-0	0-0	0	2	2	1	2	2	3	0	3	24
53	PHILLIPS, Ta'Shia	c	10-13	0-0	2-4	8	6	14	3	22	0	2	1	0	31
00	MOSS, Tyeasha	g	0-3	0-2	1-2	0	0	0	1	1	6	4	1	0	28
01	JENNINGS, Special	g	4-8	1-1	3-4	1	1	2	1	12	5	2	0	4	37
04	JERRING, Dee Dee	g	3-8	0-0	2-3	3	4	7	2	8	3	3	1	1	20
12	BARRINGER, Alesia	g	0-1	0-0	0-0	0	0	0	2	0	0	0	0	0	2
14	JERRING, Alesia	g	0-0	0-0	0-0	0	0	0	0	0	0	0	0	0	1
13	HESTER, Maureen	g	0-0	0-0	0-0	0	0	0	0	0	0	0	0	0	1
40	RUTAN, Katie	g	4-10	4-10	3-3	0	2	2	0	15	1	1	0	0	22
52	MOORE, Brittney	g	0-0	0-0	0-0	0	1	1	0	0	0	0	0	0	1
Team						5	4	9							
Totals			28-58	7-15	11-16	18	29	47	13	74	17	22	5	8	200

FG % 1st Half: 14-31 45.2% 2nd half: 16-35 45.7% Game: 30-66 45.5% Deadball Rebounds 2
 3FG % 1st Half: 0-3 0.0% 2nd half: 3-7 42.9% Game: 3-10 30.0%
 FT % 1st Half: 3-4 75.0% 2nd half: 5-11 45.5% Game: 8-15 53.3%

FG % 1st Half: 12-26 46.2% 2nd half: 16-32 50.0% Game: 28-58 48.3% Deadball Rebounds 0
 3FG % 1st Half: 5-10 50.0% 2nd half: 2-5 40.0% Game: 7-15 46.7%
 FT % 1st Half: 3-5 60.0% 2nd half: 8-11 72.7% Game: 11-16 68.8%

Officials: Michael Price, Penny Davis, Maj Forsberg
 Technical fouls: Gonzaga-None. Texas A&M-TEAM.
 Attendance: 3142

Score by periods	1st	2nd	Total	In	Off	2nd	Fast
				Paint	T/O	Chance	Break
Gonzaga	42	30	72	28	21	6	12
Texas A&M	31	40	71	48	22	11	12

Points: Gonzaga 72, Texas A&M 71
 Lead changed - 6 times.

Officials: Bryan Enterline, Clarke Stevens, Angelica Suffren
 Technical fouls: Gonzaga-None. Xavier-None.
 Attendance: 5784
 NCAA Sacramento Region Semifinal 2

Score by periods	1st	2nd	Total	In	Off	2nd	Fast
				Paint	T/O	Chance	Break
Gonzaga	31	25	56	30	19	15	13
Xavier	32	42	74	40	16	15	2

Points: Gonzaga 56, Xavier 74
 Lead changed - 6 times.

Official Basketball Box Score -- Game Totals -- Final Statistics GONZAGA BULLDOGS vs IOWA HAWKEYES 03/19/11 1:00 pm at McCarthy Athletic Center - Spokane, WA

GONZAGA BULLDOGS 92 • 29-4

#	Player	Total		3-Ptr		Rebounds			PF	TP	A	TO	Blk	Stl	Min
		FG-FGA	FG-FGA	FG-FGA	FT-FTA	Off	Def	Tot							
32	STANDISH, Kayla	f	15-20	0-0	0-0	3	4	7	3	30	0	4	1	0	30
44	BOWEN, Kelly	f	1-2	0-1	1-2	0	4	4	4	3	1	1	0	3	18
11	BEKKERING, Janelle	g	4-10	2-6	1-2	1	5	6	2	11	5	1	2	3	39
21	VANDERSLOOT, Courtney	g	10-23	3-5	11-11	1	6	7	3	34	7	5	0	4	37
23	REDMON, Katelan	g	5-15	0-1	0-2	3	6	9	1	10	4	1	0	2	37
31	READER, Shannon	g	0-1	0-0	0-0	0	0	0	0	0	1	2	1	0	8
34	REDMON, Jazmine	g	0-1	0-1	0-0	1	1	2	1	0	1	0	0	1	11
35	RAAP, Claire	g	2-5	0-0	0-0	4	2	6	2	4	2	2	0	2	20
Team						2	1	3							
Totals			37-77	5-14	13-17	15	29	44	16	92	21	16	4	15	200

Official Basketball Box Score -- Game Totals -- Final Statistics GONZAGA BULLDOGS vs UCLA BRUINS 03/21/11 6:30 pm at MCCARTHEY ATHLETIC CENTER - SPOKANE, WA

GONZAGA BULLDOGS 89 • 30-4

#	Player	Total		3-Ptr		Rebounds			PF	TP	A	TO	Blk	Stl	Min
		FG-FGA	FG-FGA	FG-FGA	FT-FTA	Off	Def	Tot							
11	NYINGIFA, Atonye	f	2-6	0-0	3-4	4	3	7	0	7	1	1	1	3	20
33	DIXON, Jasmine	f	6-10	0-0	6-9	5	5	10	2	18	4	4	0	0	27
01	MORRIS, Darxia	g	8-12	2-4	2-3	0	2	2	4	20	2	3	0	3	35
21	CAMPBELL, Doreena	g	3-11	0-5	0-0	2	2	2	5	6	4	4	0	4	34
23	WALKER, Markel	g	3-9	0-1	2-2	1	3	4	2	8	5	3	0	2	30
01	EARL, Nina	g	1-2	0-1	0-0	1	1	2	1	2	2	0	0	0	8
04	NZEKWE, Christina	g	0-2	0-0	0-0	1	0	1	0	0	1	0	0	0	6
05	WILLIAMS, Mariah	g	0-0	0-0	0-0	0	0	0	0	5	0	0	0	0	9
34	COSTA, Corinne	g	0-1	0-0	0-0	0	0	0	1	0	0	0	0	0	6
35	GARDNER, Rebekah	g	5-11	2-3	2-2	2	2	4	2	14	0	0	0	1	29
Team						0	2	2							
Totals			28-64	4-14	15-20	13	20	33	23	75	17	16	1	11	200

FG % 1st Half: 17-42 40.5% 2nd half: 20-35 57.1% Game: 37-77 48.1% Deadball Rebounds 1
 3FG % 1st Half: 2-7 28.6% 2nd half: 3-7 42.9% Game: 13-29 44.8%
 FT % 1st Half: 1-4 25.0% 2nd half: 12-13 92.3% Game: 13-17 76.5%

FG % 1st Half: 13-27 48.1% 2nd half: 16-25 64.0% Game: 29-52 55.8% Deadball Rebounds 3
 3FG % 1st Half: 1-5 20.0% 2nd half: 3-6 50.0% Game: 4-11 36.4%
 FT % 1st Half: 8-11 72.7% 2nd half: 19-22 86.4% Game: 27-33 81.8%

IOWA HAWKEYES 86 • 22-9

#	Player	Total		3-Ptr		Rebounds			PF	TP	A	TO	Blk	Stl	Min
		FG-FGA	FG-FGA	FG-FGA	FT-FTA	Off	Def	Tot							
20	KREI, Kelly	f	4-10	4-9	3-4	0	5	5	3	15	0	1	0	1	29
12	JOHNSON, Morgan	c	5-10	0-0	0-0	4	5	9	4	10	0	1	1	1	27
02	WHALIN, Kamille	g	2-8	2-4	2-2	0	5	5	0	8	6	6	0	0	35
21	ALEXANDER, Kachine	g	7-13	0-2	4-5	4	7	11	5	18	9	5	1	0	39
24	PRINTY, Jaime	g	8-19	5-11	4-6	0	2	2	3	25	3	5	0	4	31
03	HANSEN, Kalli	g	2-3</												

2021-22 GONZAGA WOMEN'S BASKETBALL RECORD BOOK

Official Basketball Box Score -- Game Totals -- Final Statistics
GONZAGA BULLDOGS vs LOUISVILLE CARDINALS
 3/26/11 6:00 p.m. at SPOKANE ARENA - SPOKANE, WA

GONZAGA BULLDOGS 76 • 31-4

#	Player	Total		3-Ptr		Rebounds			PF	TP	A	TO	Bk	Stl	Min
		FG-FGA	FG-FGA	FT-FTA	FT-FTA	Off	Def	Tot							
32	STANDISH, Kayla	f	4-10	0-0	0-0	1	2	3	4	8	0	2	2	0	31
44	BOWEN, Kelly	f	4-9	1-3	3-4	2	5	7	1	12	1	1	0	1	32
11	BEKKERING, Janelle	g	3-11	0-2	9-10	3	0	3	3	15	2	0	0	3	37
21	VANDERSLOOT, Courtney	g	8-10	1-1	12-14	0	5	5	0	29	7	7	0	7	39
23	REDMON, Katelan	g	5-14	0-1	0-0	3	4	7	2	10	1	3	0	2	39
10	LORENZO, Tatriana	g	0-0	0-0	0-0	0	0	0	0	0	0	0	0	0	0+
31	READER, Shannon	g	0-0	0-0	0-0	0	0	0	0	0	0	0	0	0	0+
34	REDMON, Jazmine	g	0-0	0-0	0-0	1	0	1	3	0	0	0	0	0	3
35	RAAP, Claire	g	1-3	0-0	0-0	0	4	4	2	2	1	0	1	0	19
Team						0	3	3							
Totals			25-57	2-7	24-28	10	23	33	15	76	12	13	3	13	200

FG % 1st Half: 15-30 50.0% 2nd half: 10-27 37.0% Game: 25-57 43.9% Deadball Rebounds 3
 3FG % 1st Half: 1-5 20.0% 2nd half: 1-2 50.0% Game: 2-7 28.6%
 FT % 1st Half: 4-6 66.7% 2nd half: 20-22 90.9% Game: 24-28 85.7%

LOUISVILLE CARDINALS 69 • 22-13

#	Player	Total		3-Ptr		Rebounds			PF	TP	A	TO	Bk	Stl	Min
		FG-FGA	FG-FGA	FT-FTA	FT-FTA	Off	Def	Tot							
31	TAYLOR, Asia	f	3-7	0-0	4-6	6	6	12	4	10	1	4	1	1	31
33	REID, Monique	f	1-2	0-0	0-0	0	0	0	0	2	0	0	0	0	5
45	HINES, Keshia	c	8-14	0-0	1-2	3	3	6	5	17	0	1	0	1	34
23	SCHIMMEL, Shoni	g	8-23	2-10	0-1	1	3	4	3	18	3	2	0	3	37
25	GIBBS, Tia	g	7-13	2-4	0-0	2	2	4	4	16	5	4	0	3	38
01	HARPER, Shelby	g	0-0	0-0	0-0	0	0	0	1	0	1	0	0	0	4
03	VAILS, Sheronne	g	1-1	0-0	0-0	0	0	0	1	2	0	1	0	5	
04	SLAUGHTER, Antonita	g	0-1	0-0	0-0	0	1	1	0	0	0	0	0	4	
05	TAY, Charmaine	g	2-5	0-0	0-0	0	4	4	0	4	3	5	0	30	
11	BURKE, Becky	g	0-1	0-0	0-0	1	1	2	1	0	0	1	0	12	
Team						4	3	7							
Totals			30-67	4-16	5-9	17	23	40	19	69	13	19	1	8	200

FG % 1st Half: 11-32 34.4% 2nd half: 19-35 54.3% Game: 30-67 44.8% Deadball Rebounds 1
 3FG % 1st Half: 0-9 0.0% 2nd half: 4-7 57.1% Game: 4-16 25.0%
 FT % 1st Half: 2-4 50.0% 2nd half: 3-5 60.0% Game: 5-9 55.6%

Officials: Melissa Barlow, Penny Davis, Maj Forsberg, Darren Krzesnik
 Technical fouls: GONZAGA BULLDOGS-None. LOUISVILLE CARDINALS-TEAM.
 Attendance: 10717
 NCAA SPOKANE REGIONAL
 Gonzaga advances to inaugural NCAA Elite Eight

Score by periods	1st	2nd	Total
GONZAGA BULLDOGS	35	41	76
LOUISVILLE CARDINALS	24	45	69

	Points	In Paint	Off T/O	2nd Chance	Fast Break	Bench
GONZAGA	26	17	10	10	2	2
LOU	44	17	16	6	6	6

Last FG - GON 2nd-03:21, LOU 2nd-00:01.
 Largest lead - GON by 20 2nd-15:26, LOU by 2 1st-19:26.
 GON led for 35:47. LOU led for 01:25. Game was tied for 02:46.
 Score tied - 3 times.
 Lead changed - 1 time.

Official Basketball Box Score -- Game Totals -- Final Statistics
GONZAGA BULLDOGS vs STANFORD CARDINAL
 3/28/11 6:12 p.m. at SPOKANE ARENA - SPOKANE, WA

GONZAGA BULLDOGS 60 • 31-5

#	Player	Total		3-Ptr		Rebounds			PF	TP	A	TO	Bk	Stl	Min
		FG-FGA	FG-FGA	FT-FTA	FT-FTA	Off	Def	Tot							
11	BEKKERING, Janelle	f	1-7	0-4	1-2	2	2	4	2	3	1	1	0	0	31
32	STANDISH, Kayla	f	7-16	2-2	1-2	2	3	5	4	17	0	1	0	2	37
44	BOWEN, Kelly	f	0-2	0-2	0-0	1	3	4	3	0	1	0	1	1	24
21	VANDERSLOOT, Courtney	g	8-18	3-8	6-6	2	1	3	1	25	9	1	0	2	39
23	REDMON, Katelan	g	6-21	1-4	0-0	0	1	1	0	13	0	2	0	0	38
01	SCHICK, Carter	g	0-0	0-0	0-0	0	0	0	0	0	0	0	0	0	1
10	LORENZO, Tatriana	g	0-0	0-0	0-0	0	0	0	0	0	0	0	0	0	2
20	WINTERS, Meghan	g	0-1	0-0	0-0	0	1	1	1	0	0	0	0	0	1
30	GOLDEN, Stephanie	g	0-0	0-0	0-0	0	0	0	0	0	0	0	0	0	1
31	READER, Shannon	g	0-1	0-0	0-0	1	0	1	0	0	0	1	0	8	
34	REDMON, Jazmine	g	0-0	0-0	0-0	0	1	1	0	0	0	0	0	7	
35	RAAP, Claire	g	1-2	0-0	0-0	1	1	2	1	2	1	0	0	1	11
Team						2	1	3							
Totals			23-68	6-21	8-10	11	14	25	12	60	12	6	1	6	200

FG % 1st Half: 15-34 44.1% 2nd half: 8-34 23.5% Game: 23-68 33.8% Deadball Rebounds 0
 3FG % 1st Half: 3-8 37.5% 2nd half: 3-13 23.1% Game: 6-21 28.6%
 FT % 1st Half: 5-6 83.3% 2nd half: 3-4 75.0% Game: 8-10 80.0%

STANFORD CARDINAL 83 • 33-2

#	Player	Total		3-Ptr		Rebounds			PF	TP	A	TO	Bk	Stl	Min
		FG-FGA	FG-FGA	FT-FTA	FT-FTA	Off	Def	Tot							
13	OGWUMIKE, Chiney	f	7-14	0-0	4-8	7	8	15	4	18	3	3	1	0	26
14	PEDERSEN, Kayla	f	4-9	0-3	0-0	0	12	12	2	8	2	4	0	0	39
30	OGWUMIKE, Nnemekadi	f	9-11	0-0	5-7	4	7	11	1	23	2	3	1	0	39
15	LA ROCQUE, Lindy	g	3-7	3-7	2-3	0	1	1	2	11	0	3	0	0	31
23	POHLEN, Jeanette	g	6-10	5-8	0-0	0	2	2	2	17	5	4	0	0	37
00	MURPHY, Melanie	g	1-1	0-0	0-0	0	0	0	0	2	1	0	0	0	3
01	MASHORE, Grace	g	0-0	0-0	0-0	0	0	0	0	0	0	0	0	0	1
03	RUEF, Mikaela	g	1-1	1-1	0-0	1	1	2	1	3	0	1	0	0	6
21	JAMES, Sara	g	0-0	0-0	0-0	0	0	0	0	0	0	0	0	1	1
24	CIMINO, Ashley	g	0-0	0-0	0-0	0	0	0	0	0	0	0	0	0	1
31	KOKENIS, Toni	g	0-0	0-0	0-0	0	0	0	0	0	0	1	0	0	8
42	BOOTHE, Sarah	g	0-0	0-0	0-0	0	0	0	0	0	0	0	0	0	1
44	TINKLE, Joslyn	g	0-1	0-0	1-2	0	2	2	0	1	0	0	0	0	7
Team						1	3	4							
Totals			31-54	9-20	12-20	13	36	49	12	83	14	18	2	1	200

FG % 1st Half: 20-31 64.5% 2nd half: 11-23 47.8% Game: 31-54 57.4% Deadball Rebounds 3
 3FG % 1st Half: 5-10 50.0% 2nd half: 4-10 40.0% Game: 9-20 45.0%
 FT % 1st Half: 2-5 40.0% 2nd half: 10-15 66.7% Game: 12-20 60.0%

Officials: Michael Price, Cameron Inouye, Marianne Karp, D. Krzenik
 Technical fouls: GONZAGA BULLDOGS-None. STANFORD CARDINAL-None.
 Attendance: 11646
 Spokane Regional Final

Score by periods	1st	2nd	Total
GONZAGA BULLDOGS	38	22	60
STANFORD CARDINAL	47	36	83

	Points	In Paint	Off T/O	2nd Chance	Fast Break	Bench
GON	22	11	11	4	2	2
STA	36	12	12	2	6	6

Last FG - GON 2nd-00:59, STA 2nd-00:45.
 Largest lead - GON by 1 1st-19:23, STA by 28 2nd-04:44.
 GON led for 00:39. STA led for 39:09. Game was tied for 00:12.
 Score tied - 0 times.
 Lead changed - 4 times.

Official Basketball Box Score -- Game Totals -- Final Statistics
GONZAGA vs RUTGERS
 03/17/12 1:15 pm at MCCARTHEY ATHLETIC CENTER - SPOKANE, WA

GONZAGA 86 • 27-5

#	Player	Total		3-Ptr		Rebounds			PF	TP	A	TO	Bk	Stl	Min
		FG-FGA	FG-FGA	FT-FTA	FT-FTA	Off	Def	Tot							
32	STANDISH, Kayla	f	8-16	0-0	7-8	1	6	7	4	23	2	4	2	0	36
44	BOWEN, Kelly	f	4-6	2-2	3-4	4	6	10	1	13	1	1	0	1	36
03	PALMER, Haiden	g	7-16	3-10	4-6	2	1	3	4	21	4	2	0	5	32
12	KARR, Taelor	g	3-8	3-6	5-7	0	5	5	2	14	2	2	0	3	37
23	REDMON, Katelan	g	2-10	0-0	3-4	2	2	4	2	7	1	5	0	0	26
10	WALTER, Danielle	g	0-0	0-0	0-0	0	1	1	1	0	1	0	0	0	4
14	GREINACHER, Sunny	g	0-0	0-0	0-0	0	0	0	0	0	0	1	0	0	1
31	READER, Shannon	g	0-1	0-0	0-0	1	3	4	0	0	1	0	0	0	7
34	REDMON, Jazmine	g	2-4	1-1	3-4	1	2	3	2	8	3	3	0	3	21
Team						6	1	7							
Totals			26-61	9-19	25-33	17	27	44	16	86	15	19	2	12	200

FG % 1st Half: 14-32 43.8% 2nd half: 12-29 41.4% Game: 26-61 42.6% Deadball Rebounds 5
 3FG % 1st Half: 4-10 40.0% 2nd half: 5-9 55.6% Game: 9-19 47.4%
 FT % 1st Half: 6-8 75.0% 2nd half: 19-25 76.0% Game: 25-33 75.8%

RUTGERS 73 • 22-10

#	Player	Total		3-Ptr		Rebounds			PF	TP	A	TO	Bk	Stl	Min
		FG-FGA	FG-FGA	FT-FTA	FT-FTA	Off	Def	Tot							
24	SYKES, April	f	4-16	1-7	0-0	3	3	6	4	9	2	3	1	1	35
34	OLIVER, Monique	c	3-6	0-0	6-8	4	2	6	4	12	1	4	1	0	19
01	RUSHDAN, Khadijah	g	5-10	0-0	6-12	4	7	11	4	16	2	6	0	3	32
03	WHEELER, Erica	g	10-22	6-14	2-4	1	1	2	4						

2021-22 GONZAGA WOMEN'S BASKETBALL RECORD BOOK

Official Basketball Box Score -- Game Totals -- Final Statistics																
Gonzaga vs Kentucky																
3/25/12 7:05 p.m. at Kingston, R.I.																
Gonzaga 62 • 28-6																
#	Player	Total		3-Ptr	Rebounds			PF	TP	A	TO	Blk	Stl	Min		
		FG-FGA	FG-FGA		FT-FTA	Off	Def									Tot
32	STANDISH, Kayla	f	11-20	0-0	3-3	1	1	2	4	25	3	0	0	2	30	
44	BOWEN, Kelly	f	4-11	0-2	3-3	4	5	9	2	11	0	1	0	0	31	
03	PALMER, Haiden	g	2-8	0-2	0-0	1	0	1	5	4	0	2	0	1	26	
12	KARR, Taelor	g	1-4	0-1	0-0	0	2	2	2	4	1	0	0	0	35	
23	REDMON, Katelan	g	5-15	0-0	1-1	3	4	7	1	10	3	2	0	1	34	
10	WALTER, Danielle		2-2	1-1	0-0	0	0	0	0	5	0	0	0	0	13	
14	GREINACHER, Sunny		0-0	0-0	0-0	0	0	0	0	0	0	0	0	0	2	
20	WINTERS, Meghan		0-1	0-0	0-0	0	0	0	0	0	0	0	0	0	1	
24	ALBANEZ, Keani		0-0	0-0	0-0	0	0	0	0	0	0	1	0	0	2	
30	GOLDEN, Stephanie		0-0	0-0	0-0	0	1	1	3	0	0	0	0	0	2	
31	READER, Shannon		1-2	0-0	1-2	1	0	1	1	3	0	1	0	0	6	
34	REDMON, Jazmine		1-4	0-0	0-0	1	1	2	2	2	3	0	4	18		
	Team					3	6	9								
	Totals		27-67	1-6	7-9	14	20	34	19	62	12	10	1	8	200	
	FG % 1st Half:	13-36	36.1%	2nd half:	14-31	45.2%	Game:	27-67	40.3%							Deadball Rebounds
	3FG % 1st Half:	1-5	20.0%	2nd half:	0-1	0.0%	Game:	1-6	16.7%							0,1
	FT % 1st Half:	1-1	100.0	2nd half:	6-8	75.0%	Game:	7-9	77.8%							
Kentucky 79 • 28-6																
#	Player	Total		3-Ptr	Rebounds			PF	TP	A	TO	Blk	Stl	Min		
		FG-FGA	FG-FGA		FT-FTA	Off	Def									Tot
31	Drake, Samantha	f	1-2	0-0	0-0	0	0	0	0	2	1	0	1	0	4	
01	Mathies, A'dia	g	6-10	3-4	0-0	1	1	2	1	15	7	1	1	2	36	
13	Goss, Bria	g	3-9	2-3	2-4	0	3	3	2	10	3	1	0	0	22	
24	Smith, Amber	g	1-3	0-0	1-3	0	2	2	3	3	3	0	0	1	22	
32	Evans, Kastine	g	1-6	1-4	2-2	6	4	10	0	5	3	2	0	1	36	
04	Snowden, Keyla		6-13	5-9	0-0	0	2	2	2	17	0	3	0	3	25	
10	Pinkett, Bernisha		1-2	1-1	2-2	0	2	2	0	5	1	0	0	0	7	
20	Conwright, Maegan		1-3	0-0	2-2	0	0	0	1	4	0	1	0	0	12	
23	Walker, Samarie		6-9	0-0	4-6	2	10	12	3	16	0	0	0	1	20	
50	Bishop, Azia		1-4	0-0	0-3	3	2	5	2	2	0	1	0	1	16	
	Team					5	1	6								
	Totals		27-61	12-21	13-22	17	27	44	14	79	18	14	2	9	200	
	FG % 1st Half:	7-13	42.4%	2nd half:	13-28	46.4%	Game:	27-61	44.3%							Deadball Rebounds
	3FG % 1st Half:	1-11	63.6%	2nd half:	5-10	50.0%	Game:	12-21	57.1%							5,1
	FT % 1st Half:	8-11	72.7%	2nd half:	5-11	45.5%	Game:	13-22	59.1%							
Officials: Mark Zentz, Jack Jones, MaryAnne Karpe																
Technical fouls: Gonzaga-None. Kentucky-None.																
Attendance: 6031																
Score by periods		1st	2nd	Total												
Gonzaga		28	34	62												
Kentucky		43	36	79												
					Points	In	Off	2nd	Fast	Bench						
					GON	32	15	15	6	10						
					UK	20	16	17	3	44						
Last FG - GON 2nd-01:34, UK 2nd-00:42.																
Largest lead - GON None, UK by 21 2nd-13:54.																
GON led for 00:00. UK led for 38:47. Game was tied for 01:13.																

Official Basketball Box Score -- Game Totals -- Final Statistics																
GONZAGA BULLDOGS vs IOWA STATE CYCLONES																
03/23/13 1:00 pm at McCarthy Athletic Center - Spokane, WA																
GONZAGA BULLDOGS 60 • 27-6																
#	Player	Total		3-Ptr	Rebounds			PF	TP	A	TO	Blk	Stl	Min		
		FG-FGA	FG-FGA		FT-FTA	Off	Def									Tot
14	GREINACHER, Sunny	f	1-8	0-0	2-2	2	1	3	0	4	1	1	0	1	25	
44	CHEBLEK, Shelby	c	0-1	0-0	0-0	0	2	2	2	0	0	1	1	0	5	
03	PALMER, Haiden	g	6-21	1-8	1-2	1	2	3	14	4	1	1	10	35		
12	KARR, Taelor	g	5-10	4-8	1-1	2	5	7	0	15	2	0	0	0	34	
34	REDMON, Jazmine	g	1-5	0-2	0-0	2	4	3	2	2	3	0	0	1	26	
01	WATERS, Chelsea		0-0	0-0	0-0	0	0	0	0	0	0	0	0	0	0+	
10	WALTER, Danielle		0-0	0-0	0-0	0	0	0	0	0	0	0	0	0	0+	
20	WINTERS, Meghan		1-4	1-3	0-0	0	0	0	0	3	0	0	0	0	10	
22	NILLES, Shaniqua		1-2	0-1	2-2	1	0	1	0	4	1	0	0	0	7	
23	KUDRON, Kiara		4-9	0-0	1-4	2	2	4	3	9	1	1	0	1	29	
24	ALBANEZ, Keani		1-4	1-4	0-0	0	0	0	4	3	0	0	0	1	15	
30	GOLDEN, Stephanie		3-7	0-0	0-0	2	1	3	4	6	1	2	0	0	14	
31	TINKLE, Elle		0-0	0-0	0-0	0	0	0	0	0	0	0	0	0	0+	
	Team					3	0	3								
	Totals		23-71	7-26	7-11	15	15	30	19	60	12	9	2	14	200	
	FG % 1st Half:	13-34	38.2%	2nd half:	10-37	27.0%	Game:	23-71	32.4%							Deadball Rebounds
	3FG % 1st Half:	5-13	38.5%	2nd half:	2-13	15.4%	Game:	7-26	26.9%							1
	FT % 1st Half:	0-0	0.0%	2nd half:	7-11	63.6%	Game:	7-11	63.6%							
IOWA STATE CYCLONES 72 • 24-8																
#	Player	Total		3-Ptr	Rebounds			PF	TP	A	TO	Blk	Stl	Min		
		FG-FGA	FG-FGA		FT-FTA	Off	Def									Tot
05	Christofferson, H.	f	5-10	2-6	6-7	2	9	11	2	18	0	6	0	0	39	
33	Poppens, Chelsea	f	8-9	1-1	2-2	2	6	8	4	19	0	3	1	1	30	
55	Prins, Anna	c	3-6	0-2	3-3	2	2	4	4	9	1	2	1	0	25	
04	Moody, Nikki	g	2-5	1-2	4-4	0	7	7	1	9	11	5	0	0	38	
22	Williamson, Brynne	g	5-12	5-12	2-2	0	4	4	1	17	1	2	1	0	38	
15	Blaskowsky, Nicole	g	0-2	0-2	0-0	0	4	4	0	2	2	0	0	0	28	
32	Ellis, Fallon		0-0	0-0	0-0	0	1	1	0	0	0	1	0	0	2	
42	Zimmerman, Amanda		0-0	0-0	0-0	0	0	0	0	0	0	0	0	0	0+	
	Team					1	3	4								
	Totals		23-44	9-25	17-18	7	36	43	12	72	15	23	3	1	200	
	FG % 1st Half:	12-22	54.5%	2nd half:	11-22	50.0%	Game:	23-44	52.3%							Deadball Rebounds
	3FG % 1st Half:	6-14	42.9%	2nd half:	3-11	27.3%	Game:	9-25	36.0%							0
	FT % 1st Half:	4-4	100.0	2nd half:	13-14	92.9%	Game:	17-18	94.4%							
Officials: Jesse Dickerson, Anita Ortega, Troy Winders																
Technical fouls: GONZAGA BULLDOGS-None. IOWA STATE CYCLONES-None.																
Attendance: 5674																
1st Round Women's NCAA Tournament																
Score by periods		1st	2nd	Total												
GONZAGA BULLDOGS		31	29	60												
IOWA STATE CYCLONES		34	38	72												
					Points	In	Off	2nd	Fast	Bench						
					GON	28	22	12	11	25						
					ISU	28	11	8	2	0						
Last FG - GON 2nd-00:41, ISU 2nd-05:42.																
Largest lead - GON by 3 1st-19:42, ISU by 12 2nd-00:30.																
GON led for 04:10. ISU led for 32:24. Game was tied for 03:26.																

Official Basketball Box Score -- Game Totals -- Final Statistics																
James Madison vs Gonzaga																
03/23/14 4:30 PM at College Station, TX (Reed Arena)																
James Madison 72 • 29-5																
#	Player	Total		3-Ptr	Rebounds			PF	TP	A	TO	Blk	Stl	Min		
		FG-FGA	FG-FGA		FT-FTA	Off	Def									Tot
03	Giggetts, Toia	*	7-14	0-0	1-2	2	4	6	4	15	1	1	0	1	30	
12	Hall, Precious	*	4-11	0-2	3-3	4	0	0	4	11	1	2	0	0	25	
20	Burkholder, Kirby	*	4-17	3-10	17-18	4	14	18	3	28	4	2	1	3	38	
24	Gwathmey, Jazmon	*	2-8	0-2	0-0	2	4	6	4	4	2	1	1	0	27	
30	Newman, Nikki	*	1-4	1-4	0-0	1	4	5	2	3	3	4	4	0	37	
32	Mickens, Angela		1-3	0-0	0-0	1	3	4	0	2	3	1	0	1	23	
33	Okafor, Lauren		4-6	0-0	1-2	1	3	4	1	9	0	0	0	0	17	
40	Griffin, Da'Lishia		0-0	0-0	0-0	0	0	0	0	1	0	0	0	0	3	
	Team					2	2	4								
	Totals		23-63	4-18	22-25	13	34	47	18	72	15	10	6	5	200	
	FG % 1st Half:	13-36	36.1%	2nd half:	10-27	37.0%	Game:	23-63	36.5%							Deadball Rebounds
	3FG % 1st Half:	2-11	18.2%	2nd half:	2-7	28.6%	Game:	4-18	22.2%							2
	FT % 1st Half:	5-5	100.0	2nd half:	17-20	85.0%	Game:	22-25	88.0%							
Gonzaga 63 • 29-5																
#	Player	Total		3-Ptr	Rebounds			PF	TP	A	TO	Blk	Stl	Min		
		FG-FGA	FG-FGA		FT-FTA	Off	Def									Tot
03	PALMER, Haiden	*	6-20	0-3	2-3	2	3	5	2	14	7	1	0	2	36	
14	GREINACHER, Sunny	*	7-13	0-0	3-4	4	4	8	3	17	3	1	1	0	33	
24	ALBANEZ, Keani	*	3-9	2-7	4-5	0	2	2	2	12	0	3	2	1	26	

2021-22 GONZAGA WOMEN'S BASKETBALL RECORD BOOK

Official Basketball Box Score -- Game Totals -- Final Statistics
Gonzaga vs Oregon State
3/22/15 4 pm at Gill Coliseum (Corvallis, Ore.)

Gonzaga 76 • 26-7

#	Player	Total			3-Ptr			Rebounds			PF	TP	A	TO	Blk	Stl	Min
		FG-FGA	FG-FGA	FT-FTA	FG-FGA	FG-FGA	FT-FTA	Off	Def	Tot							
14	GREINACHER, Sunny	f	6-15	0-0	0-0	0	5	5	2	12	2	2	0	4	30		
44	CHESLEK, Shelby	c	2-3	0-0	0-0	2	1	3	4	4	1	2	1	0	19		
05	STIRTON, Georgia	g	2-5	0-1	3-4	0	4	4	2	7	0	3	0	2	30		
24	ALBANEZ, Keani	g	4-7	0-2	4-4	0	4	4	2	12	1	3	0	2	28		
31	TINKLE, Elle	g	4-7	1-2	5-7	5	2	7	1	14	3	0	0	1	33		
01	WATERS, Chelsea	g	0-0	0-0	0-0	0	0	0	0	0	0	0	0	0	1		
03	BOSCH, Kacie	g	0-0	0-0	0-0	0	0	0	0	0	0	0	0	0	1		
11	SULLIVAN, Laura	g	0-0	0-0	0-0	0	0	0	0	0	0	0	0	0	1		
12	WOLFRAM, Emma	g	7-14	0-1	3-5	2	2	4	2	17	0	1	1	0	22		
22	NILLES, Shaniqua	g	1-2	1-2	0-0	0	1	1	0	3	1	0	0	2	16		
33	SHERBERT, Lindsay	g	1-3	0-1	1-1	0	1	1	1	3	0	1	0	0	10		
42	STACH, Emma	g	2-2	0-0	0-0	0	0	0	4	2	1	0	0	0	9		
	Team					6	2	8									
	Totals		29-58	2-9	16-21	15	22	37	14	76	10	13	2	11	200		

FG % 1st Half: 16-29 55.2% 2nd half: 13-29 44.8% Game: 29-58 50.0%
 3FG % 1st Half: 2-5 33.3% 2nd half: 0-3 0.0% Game: 2-9 22.2%
 FT % 1st Half: 3-4 75.0% 2nd half: 13-17 76.5% Game: 16-21 76.2%

Deadball Rebounds 0

Oregon State 64 • 27-5

#	Player	Total			3-Ptr			Rebounds			PF	TP	A	TO	Blk	Stl	Min
		FG-FGA	FG-FGA	FT-FTA	FG-FGA	FG-FGA	FT-FTA	Off	Def	Tot							
32	Hunter, Deven	f	4-6	1-2	3-5	4	6	10	4	12	4	2	1	1	30		
44	Hamblin, Ruth	c	4-7	0-0	1-2	1	3	4	2	9	0	2	3	0	29		
14	Gibson, Ali	g	3-6	3-4	1-2	0	1	1	1	10	0	0	0	1	24		
15	Weisner, Jamie	g	7-15	4-10	6-8	1	2	3	3	24	1	4	0	0	35		
24	Wiese, Sydney	g	2-10	1-9	2-3	0	2	2	0	7	6	6	0	4	40-		
05	Siegner, Samantha	g	0-0	0-0	0-0	0	1	1	3	0	1	1	0	0	5		
11	Hanson, Gabriella	g	0-4	0-2	0-0	0	0	0	5	0	0	1	0	0	20		
12	Orum, Kolbie	g	0-1	0-0	0-0	0	0	0	0	0	0	0	0	0	1		
21	Gulch, Marie	g	1-2	0-0	0-0	3	2	5	1	2	1	2	0	2	15		
22	Hill, Jen'Von'Ta	g	0-0	0-0	0-0	0	0	0	0	0	0	0	0	0	1		
	Team					2	2	4									
	Totals		21-51	9-27	13-20	11	19	30	19	64	13	18	4	8	200		

FG % 1st Half: 10-23 43.5% 2nd half: 11-28 39.3% Game: 21-51 41.2%
 3FG % 1st Half: 4-11 36.4% 2nd half: 5-16 31.3% Game: 9-27 33.3%
 FT % 1st Half: 10-15 66.7% 2nd half: 3-5 60.0% Game: 13-20 65.0%

Deadball Rebounds 4

Officials: Melissa Barlow, Bryan Brunette, Anita Ortega
 Technical fouls: Gonzaga-None. Oregon State-None.
 Attendance: 5071

Score by periods	1st	2nd	Total
Gonzaga	37	39	76
Oregon State	34	30	64

	In	Off	2nd	Fast	Bench
Points	Paint	T/O	Chance	Break	
GON	32	25	13	6	27
OSU	22	20	14	0	2

Last FG - GON 2nd-01:26, OSU 2nd-03:32.
 Largest lead - GON by 12 2nd-11:30, OSU by 7 1st-17:20.
 GON led for 31:58. OSU led for 05:38. Game was tied for 02:24.
 Score tied - 4 times. Lead changed - 1 time.

Official Basketball Box Score -- Game Totals -- Final Statistics
Gonzaga vs Tennessee
03/28/15 4 p.m. at Spokane, Wash. (Spokane Arena)

Gonzaga 69 • 26-8

#	Player	Total			3-Ptr			Rebounds			PF	TP	A	TO	Blk	Stl	Min
		FG-FGA	FG-FGA	FT-FTA	FG-FGA	FG-FGA	FT-FTA	Off	Def	Tot							
05	STIRTON, Georgia	*	0-6	0-1	1-2	2	0	2	4	1	4	3	0	0	40		
14	GREINACHER, Sunny	*	12-19	0-0	0-0	2	9	11	2	24	1	2	1	4	38		
24	ALBANEZ, Keani	*	7-12	4-6	2-4	1	2	3	4	20	5	4	0	1	40		
31	TINKLE, Elle	*	2-10	0-2	3-4	3	4	7	2	7	0	1	1	0	34		
44	CHESLEK, Shelby	*	3-7	0-0	1-1	2	4	6	3	7	1	1	1	0	25		
12	WOLFRAM, Emma	*	4-6	0-0	0-0	1	5	6	3	8	3	1	4	0	27		
22	NILLES, Shaniqua	*	0-0	0-0	2-2	0	0	0	3	2	0	2	0	0	14		
33	SHERBERT, Lindsay	*	0-0	0-0	0-0	0	0	0	0	0	0	0	0	0	2		
42	STACH, Emma	*	0-1	0-0	0-0	0	0	0	0	0	0	2	0	0	5		
	Team					4	4	8			1						
	Totals		28-61	4-9	9-13	15	28	43	21	69	14	17	7	5	225		

FG % 1st Half: 15-30 50.0% 2nd half: 11-24 45.8% OT: 2-7 28.6% Game: 28-61 45.9%
 3FG % 1st Half: 2-5 40.0% 2nd half: 2-3 66.7% OT: 0-1 0.0% Game: 4-9 44.4%
 FT % 1st Half: 2-4 50.0% 2nd half: 5-7 71.4% OT: 2-2 100.0% Game: 9-13 69.2%

Deadball Rebounds 0

Tennessee 73 • 30-5

#	Player	Total			3-Ptr			Rebounds			PF	TP	A	TO	Blk	Stl	Min
		FG-FGA	FG-FGA	FT-FTA	FG-FGA	FG-FGA	FT-FTA	Off	Def	Tot							
00	Reynolds, Jordan	*	2-6	1-1	7-8	0	3	7	0	12	3	0	1	1	38		
05	Massengale, Ariel	*	6-15	3-8	0-0	0	3	3	1	15	4	2	0	0	45		
11	Burdick, Cierra	*	7-17	0-2	8-8	6	9	15	4	22	0	2	0	2	38		
12	Graves, Basaara	*	3-12	0-0	1-1	7	0	7	4	7	0	1	1	1	34		
14	Carter, Andraya	*	0-6	0-3	0-0	1	1	2	4	0	0	2	0	1	22		
01	Moore, Naima	*	0-2	0-0	0-0	1	0	1	0	1	0	0	0	0	4		
31	Nared, Jaime	*	3-8	1-2	5-5	3	3	6	3	12	0	3	1	0	28		
33	Middleton, Alexa	*	2-5	1-3	0-0	0	0	0	2	5	0	0	0	0	16		
	Team					0	2	2			1						
	Totals		23-71	6-19	21-22	21	22	43	18	73	8	11	3	5	225		

FG % 1st Half: 13-35 37.1% 2nd half: 10-31 32.3% OT: 0-5 0.0% Game: 23-71 32.4%
 3FG % 1st Half: 5-10 50.0% 2nd half: 1-6 16.7% OT: 0-3 0.0% Game: 6-19 31.6%
 FT % 1st Half: 3-3 100.0% 2nd half: 8-9 88.9% OT: 10-10 100.0% Game: 21-22 95.5%

Deadball Rebounds 0

Officials: Chuck Gonzalez, Scott Yarborough, Gina Cross
 Technical fouls: Gonzaga-None. Tennessee-None.
 Attendance: 8686

2015 NCAA Tournament Third Round

Score by periods	1st	2nd	OT	Total
Gonzaga	34	29	6	69
Tennessee	34	29	10	73

	In	Off	2nd	Fast	Bench
Points	Paint	T/O	Chance	Break	
GON	20	12	18	0	10
UT	20	13	8	4	17

Last FG - GON OT-02:54, UT 2nd-01:58.
 Largest lead - GON by 17 2nd-06:34, UT by 4 1st-15:46.
 GON led for 36:51. UT led for 04:23. Game was tied for 03:46.
 Score tied - 5 times. Lead changed - 7 times.

Official Basketball Box Score -- Game Totals -- Final Statistics
Gonzaga vs Oklahoma
03/18/17 3:30 p.m. at Seattle, Wash. - Alaska Airlines Arena

Gonzaga 62 • 26-7

#	Player	Total			3-Ptr			Rebounds			PF	TP	A	TO	Blk	Stl	Min
		FG-FGA	FG-FGA	FT-FTA	FG-FGA	FG-FGA	FT-FTA	Off	Def	Tot							
13	BARTA, Jill	f	5-14	1-5	2-3	0	5	5	3	13	1	2	1	0	31		
23	KUDRON, Kiara	f	4-11	0-0	1-2	4	4	8	4	9	2	1	0	0	27		
31	TINKLE, Elle	f	4-9	0-1	3-4	1	5	6	3	11	2	1	0	1	25		
11	STOCKTON, Laura	g	6-15	0-3	2-2	0	1	1	2	14	4	4	0	3	35		
14	STACH, Emma	g	2-5	1-3	2-2	1	3	4	2	7	1	1	0	0	27		
00	RICE, Zykeria	g	1-3	0-0	0-0	0	0	0	0	2	0	0	0	0	5		
04	WILLIAMS, Makenlee	g	1-4	1-4	0-0	1	0	1	5	3	1	0	0	0	15		
12	WOLFRAM, Emma	g	1-6	0-0	0-0	5	4	9	0	2	3	2	1	18			
15	LOERA, Jessie	g	0-2	0-1	0-0	0	1	1	0	0	0	0	0	0	5		
30	SMITH, Chandler	g	0-2	0-1	1-2	0	1	1	0	1	0	1	0	0	12		
	Team					7	1	8									
	Totals		24-71	3-18	11-15	19	25	44	19	62	13	13	3	7	200		

1st - FG %: 6-19 31.6% 2nd: 4-18 22.2% 3rd: 6-16 37.5% 4th: 8-18 44.4% Game: 24-71 33.8%
 3FG %: 1-6 16.7% 0-3 0.0% 1-4 25.0% 1-5 20.0% 3-18 16.7%
 FT %: 3-4 75.0% 2-3 66.7% 5-6 83.3% 1-2 50.0% 11-15 73.3%

Deadball Rebounds 4

Oklahoma 75 • 23-9

#	Player	Total			3-Ptr			Rebounds			PF	TP	A	TO	Blk	Stl	Min
		FG-FGA	FG-FGA	FT-FTA	FG-FGA	FG-FGA	FT-FTA	Off	Def	Tot							
00	Pierre-Louis,Vionise	c	6-11	0-0	5-7	2	7	9	4	17	1	2	9	1	33		
10	Little, Peyton	g	5-11	3-6	5-5	1	4	5	2	18	5	3	0	1	40		
21	Ortiz, Gabbi	g	3-6	2-4	4-4	0	1	1	2	12	2	1	0	1	29		
23	Manning, Maddie	g	2-10	2-7	4-4	1	8	9	2	10	0	1	0	1	37		
33	Dungee, Chelsea	g	3-5	1-2	0-0	0	6	6	3	7	0	4	0	1	24		
02	Edwards, T'ona	g	0-2	0-0	0-0	0	0	0	2	0	1	4	0	0	14		
03	Wyatt, Erica	g	1-2	1-2	0-0	0	0	0	0	3	0	0	0	0	4		
24	Odimgbe, Ijeoma	g	0-0	0-0	0-0	0	0	0	1	0	0	0	2	0	2		
25	Carter, Gioya	g	3-6	1-2	1-1	1	0	1	0	8	1	1					

2021-22 GONZAGA WOMEN'S BASKETBALL RECORD BOOK

Official Basketball Box Score - Game Totals - Final Statistics Little Rock vs Gonzaga 03/23/19 12:30 pm at Gill Coliseum, Corvallis, OR. Little Rock 51 = 21-11. Includes player stats for Little Rock and Gonzaga, team totals, shooting percentages, and game notes.

Official Basketball Box Score - Game Totals - Final Statistics Gonzaga vs Oregon St. 03/25/19 6:15 pm at. Gonzaga 70 = 29-5. Includes player stats for Gonzaga and Oregon St, team totals, shooting percentages, and game notes.

NCAA Official Basketball Box Score - Final Belmont at Gonzaga Belmont State Arena, Dan Harbor 03/01/19 Women's Basketball. Includes player stats for Belmont and Gonzaga, team totals, shooting percentages, and game notes.

NCAA TOURNAMENT RECAPS

2021 - FIRST ROUND

Gonzaga secured its 16th regular-season West Coast Conference Championship in the last 17 seasons and returned to the NCAA tournament for the fourth-straight season and 12th time overall. Gonzaga finished the regular season with a 21-3 overall record and a 16-1 mark in WCC play. The 2020-21 squad became the first in program history to be ranked every single week of the season (including preseason), climbing to as high as No. 14/13.

The 2020-21 season was unlike any other as Gonzaga and the rest of the NCAA navigated the COVID-19 pandemic. Miraculously, GU had only two cancellations on the season--both of which were cancelled due to COVID-19 protocols in opposing team programs--while having to reschedule one game. With a 21-3 mark heading into the WCC Tournament and a No. 1 seed, GU handled No. 4-seeded Santa Clara 72-62 in the semifinals to advance to the tournament championship after a one-year hiatus. The Zags were set to face a familiar foe in the finals in BYU. However, a wave of gastroenteritis slammed the squad overnight, affecting six players, two managers and an assistant coach.

Both Jill Townsend and Cierra Walker felt well enough to suit up, but the Zags were far from 100 percent. The Bulldogs overcame an array of obstacles and a rough shooting performance to upend No. 2-seeded BYU at the buzzer. A pivotal offensive rebound from freshman Yvonne Ejim and the following jump ball gave the Zags the ball with 0.6 seconds remaining. Kayleigh Truong found Townsend on the cut who calmly sunk the 15-foot jumper as time expired over the outstretched hands of BYU's 6-foot-7 center. For the first time since 2018 the Zags had secured the automatic qualifying bid to the NCAA Tournament.

The Zags were selected as the No. 5 seed in the Mercado Region of the 2021 NCAA Tournament, tying their highest seed ever, and were set to face No. 12 Belmont. This season's tournament was unlike any other; due to COVID-19, the NCAA hosted all 64 teams at one site: San Antonio. The programs were required to arrive six days prior to their first game, and upon arrival, they were required to quarantine for 36 hours. Players, coaches and staff were not allowed to leave the 'bubble' as it came to be known throughout their duration in San Antonio.

Gonzaga faced No. 12 Belmont in the First Round, hosted by Texas State in San Marcos, Texas, on March 22. Despite a dominating effort on the glass, 37-18, and a 17-point effort from Townsend, Gonzaga committed 20 turnovers to Belmont's six, while the Bruins converted those turnovers into 25 points. The Zags cut the lead to two (57-55) with 3:58 to go, and again with 46 seconds remaining. But Belmont responded to hold on to the 64-59 victory.



2020 - NCAA TOURNAMENT CANCELLED DUE TO COVID-19

The 2019-20 season was shaping up to be quite possibly one of the best in program history. During the regular season, Gonzaga burst into the national polls following an overtime loss at No. 3 Stanford and remained in the Top 25 for the entirety of the season. Late in the year, GU rose to its highest regular-season ranking ever, coming in at No. 11 in the Associated Press Top 25 and No. 10 in the USA Today/WBCA Coaches Poll. The nation was taking note. In both NCAA Division I Women's Basketball Committee Top-16 reveals, the Zags were projected as a No. 3 seed in the 2020 NCAA Tournament; this meant the Zags would host the First and Second Rounds inside the McCarthy Athletic Center for the first time since the NCAA announced in 2014-15 that only the top 16 seeds are eligible to host.

Despite a speed bump loss in the West Coast Conference semifinals to eventual champion Portland, the Zags were still slated to host, this time as a No. 4 seed. However, days later, the entire NCAA Tournament and remaining conference tournaments were cancelled due to the COVID-19 pandemic. Gonzaga's historic season came to a close with a 28-3 final record and a projected No. 3/4 seed in the 2020 NCAA Tournament that never came to be.



2021-22 GONZAGA WOMEN'S BASKETBALL RECORD BOOK

2019 - SECOND ROUND

Gonzaga secured its 14th regular-season West Coast Conference Championship in the last 15 years and returned to the NCAA Tournament for the third-straight season and 11th time overall. Lisa Fortier continued to break her own records, securing the WCC Coach of the Year for the fourth time in her first five seasons, extending her previous record of the award. Gonzaga finished the regular-season with a program-record 27-3 mark and a 16-2 record in WCC play, in addition to reaching new heights nationally with a program-best No. 12 ranking in the Associated Press poll and a No. 11 ranking in the USA Today/WBCA Coaches Poll.

The Zags earned their second at-large bid, securing their highest seed to date at No. 5 and faced No. 12-seeded Arkansas-Little Rock (UALR) in the first round at Gill Coliseum in Corvallis, Ore. The Bulldogs started off hot, racing out to a 16-0 lead in the first six minutes, and they never looked back. Gonzaga defeated UALR 68-51 to earn their first NCAA Tournament win since 2015. Zykeria Rice led all scorers with 18 points off 8-of-14 from the floor to go along with six rebounds while Katie Campbell set a new Bulldog NCAA Tournament record with five made treys for 15 points; the junior added seven boards, two blocks and an assist in the win. The Bulldogs dominated the glass 43-27 while outscoring the Trojans 24-20 in the paint to win their first NCAA Tournament game since 2015.

Gonzaga faced No. 4 Oregon State in the second round in a back-and-forth tight matchup. Neither team led by more than eight, and the game featured 10 ties and nine lead changes. The Zags led for over 25 minutes of the game with a slight 34-32 halftime lead. With 3:26 to go in the final quarter and the game tied 59-all, Oregon State put together an 8-2 run to take a six-point lead (67-61) with 49 seconds to go. The Zags were unable to counter the run and fell 76-70. Rice led all scorers with 20 points while Chandler Smith added 13. Jessie Loera and Jenn Wirth also finished in double-figures with 11 and 10 points, respectively.



2018 - FIRST ROUND

The Zags won their 13th regular-season West Coast Conference Championship in 14 years and their seventh WCC Tournament Title in 10 years, as the Bulldogs went back to the NCAA Tournament for the second-straight year and ninth time in 10 years, and 10th time overall. Lisa Fortier was tabbed the WCC Coach of the Year for the third time in her first four years, the first coach in conference history to achieve that. The Zags went 17-1 in WCC action setting a new conference record.


Gonzaga earned a 13-seed for the first time in program history in the NCAA Tournament and faced fourth-seeded Stanford on their home floor in the first round. Jill Barta led all scorers with 21 points, hitting three threes and going six-for-six from the line. Laura Stockton scored 14, going five-of-seven from the field. Jessie Loera scored 12 points, all in the first half. The Zags attacked to get to the foul line, hitting 17-of-19 attempts, and forced 18 turnovers, but Stanford built their lead through the first three quarters and won 82-68.



2017 - FIRST ROUND

After winning their 12th regular-season West Coast Conference Championship in 13 years and storming to their sixth WCC Tournament Title in nine years, the Bulldogs returned to the NCAA Tournament for the eighth time in nine years, and ninth time overall. Lisa Fortier was named WCC Coach of the Year for the second time in her first three years, the first GU coach to do that, and Jill Barta was chosen as the WCC Tournament MOP after a tournament-record 37 points in the championship game.

The Bulldogs entered the NCAA Tournament as an 11th-seed for the fourth time, holding a 7-3 record under that seed in tournament history. GU fell to sixth-seeded Oklahoma 62-75 in Seattle, Wash. in the first round, the first time they did not advance as an 11 seed. Laura Stockton shined in her first NCAA Tournament game with 14 points, four assists, and three steals. The Bulldogs tied their single-game tournament record with 44 rebounds, a nine-rebound advantage over the larger Sooners.



2015 - SWEET SIXTEEN

After sweating out Selection Sunday, the 2014-15 Gonzaga women's basketball team saw their name and their matchup on the bracket. They then reeled off another incredible run in the NCAA Tournament. For the seventh and eighth time, GU won NCAA Tournament games as a double-digit seed, the most in NCAA history. No other women's team has more than four wins as a 10-seed or lower. The Zags boast the second-best record of any NCAA Division I team, men's or women's, as a double-digit seed in the NCAA Tournament: 8-6.

Prior to their upset NCAA Tournament victories, and 11th straight West Coast Conference regular-season title, the Bulldogs reeled off 16 straight victories, the fifth-longest win streak in program history. The 2014-15 Zags were the first team in West Coast Conference history to start league play with a 15-0 record.

Gonzaga, the 11-seed, opened the NCAA Tournament with an 82-69 upset win over sixth-seeded George Washington. Sunny Greinacher and Keani Albanez both finished with 19 points, and the Zags held George Washington to just 29 percent shooting from the field.

The Bulldogs then stunned third-seeded Oregon State on its own court, 76-64. Paced by a career-high 19 points from redshirt freshman Emma Wolfram, GU silenced a large boisterous crowd in Corvallis. Gonzaga led by as many as 12 points midway through the second half, but Oregon State tied the game at 64. That would be the last points the Beavers would score as Gonzaga had the game's final 12 points.

The Zags advanced to their fourth Sweet 16, and a trip back home to play inside the Spokane Arena against fifth-ranked nationally Tennessee. Gonzaga led for the majority of the game over the second-seeded Volunteers in front of nearly 9,000 raucous fans. The Bulldogs led by 17 points with just over six minutes left in regulation. But, Tennessee proved its ranking and matched its largest-ever comeback in an NCAA Tournament game to force overtime. The Lady Vols pulled away and held off the valiant effort from the Zags.



2014 - FIRST ROUND

The Gonzaga University women's basketball earned their sixth-straight bid to the NCAA Tournament, and seventh time in the last eight seasons. The Bulldogs won the West Coast Conference Tournament Championship for the sixth time in eight years, earning the automatic bid to the NCAA Tournament. Kelly Graves was named the WCC Coach of the Year, and Sunny Greinacher was named the WCC Tournament Most Outstanding Player as a junior.

The Bulldogs received their highest seed ever in the NCAA Tournament as a six-seed. Gonzaga traveled to College Station, Texas for its first round meeting with James Madison. In the second meeting all-time between the programs, JMU held off the Zags to advance. It marked the second-straight season that GU fell in the first round. Gonzaga was led by Greinacher's 17 points and eight rebounds. Haidon Palmer finished her phenomenal career with 14 points and game-high seven assists. Keani Albanez added 12 points.



2013 - FIRST ROUND

The 2012-13 season saw the Gonzaga University women's basketball team earn a bid to the NCAA Tournament for the fifth-straight year and for the sixth time in seven years. The Bulldogs won the West Coast Conference Tournament Championship for the fifth time in seven years, earning the automatic bid to the NCAA Tournament. Senior Taelor Karr was named WCC Player of the Year, junior Haiden Palmer was tabbed WCC Tournament Most Valuable Player and Kelly Graves garnered WCC Coach of the Year accolades.

The Bulldogs, who were seeded 12th in the NCAA Tournament, dropped a hard-fought 72-60 decision to No. 5 seed Iowa State University in the first round of the NCAA Tournament, hosted at the McCarthey Athletic Center. It was the first time since 2007 - the Zags inaugural appearance in the Big Dance - that they fell in the first round. Gonzaga was led by junior Haiden Palmer with 14 points, 10 steals and four assists. Senior Taelor Karr closed out her stellar career with 15 points, seven rebounds, and two assists.



2012 - SWEET SIXTEEN

The 2011-12 Gonzaga University women's basketball team once again took Spokane and the nation on a historic ride. The Zags made history earning their first at-large bid to the NCAA Tournament, their fourth-straight overall and fifth in six years. The Bulldogs won their unprecedented eighth-straight West Coast Conference regular-season title with a 14-2 mark but fell in the championship game of the league tournament.

Gonzaga, the No. 11 seed for the second-consecutive year, again hosted the first and second rounds of the NCAA Tournament. With two sold out and boisterous crowds behind them, the Bulldogs upset No. 6 seed Rutgers 86-73 in the First Round behind 20-plus point games by both senior Kayla Standish (23 points) and sophomore Haiden Palmer (21 points) and knocked off No. 3 Miami 65-54 in the Second Round behind a 19-point performance by Standish and a 16 point outing by fellow classmate Katelan Redmon to reach the Regional Semifinals for the third consecutive year.

After their victory over the Hurricanes, Gonzaga headed east to Kingston, R.I. for its Sweet Sixteen match up with the University of Kentucky. Their memorable ride came to an end with a 79-62 setback to No. 2 seed Kentucky.



2011 - ELITE EIGHT



The 2010-11 Gonzaga University women's basketball team took Spokane and the nation on a pretty spectacular ride. The Bulldogs, who won their seventh-straight West Coast Conference regular-season title with another perfect 14-0 mark and won their third WCC Tournament title in four years, made fans around the nation with their improbable run in the 2011 NCAA Tournament, that ended in the Elite Eight.

Gonzaga, who was seeded No. 11 in the NCAA Tournament, hosted the first and second rounds of the tournament in the McCarthey Athletic Center. With two sold out crowds behind them the Zags defeated the No. 6 seed University of Iowa 92-86 in the First Round on a 34-point performance by senior Courtney Vandersloot and a 30-point outing by junior Kayla Standish, and then defeated No. 3 UCLA 89-75 in the Second Round to gain a spot in the Sweet Sixteen for the second-consecutive year. Another highlight of GU's win over the Bruins, seeing Vandersloot become the first player in NCAA Division I history to score 2,000 points and dish out 1,000 assists in their career.

After defeating UCLA, Gonzaga had a short trip to the Spokane Arena for its Sweet Sixteen game versus No. 7 seed Louisville. With 11,000 fans backing them against the Cardinals, the Bulldogs good fortunes continued with a 76-69 victory.

Gonzaga's great run finally came to an end when No. 1 seed Stanford University used its size advantage to win the Elite Eight match-up 80-63.

2010 - SWEET SIXTEEN

Gonzaga's 2009-10 season was a historic one. GU won its unprecedented sixth-straight West Coast Conference regular-season title, earned its second-straight, and third in four years, trip to the NCAA Tournament after winning the WCC Tournament handily, and advanced to the Sweet Sixteen of the NCAA Tournament - the then-first such appearance in school history. Overall the Zags finished 29-5 overall, had a perfect 14-0 mark in conference play, and finished No. 12 in the final Top-25 poll.

Gonzaga was seeded No. 7 in the NCAA Tournament, its highest seed in school history. It faced No. 10 University of North Carolina, a member of the Atlantic Coast Conference (ACC), in the First Round in Seattle, Wash. Senior Tiffanie Shives was a huge reason the Bulldogs pulled off the victory over the Tar Heels. Scoreless for 31 minutes, Shives scored 14 of her 16 points in a crucial five-minute stretch of the second half, including hitting four-straight three-pointers, the help GU hold off UNC for a wild 82-76 win. The Bulldogs' reward for winning the track meet and earning their second tournament win in school history was a rematch with No. 2 seed Texas A&M in the Second Round. The Aggies had defeated the Zags 80-76 earlier in the season in Las Vegas.

Twenty minutes in December made Gonzaga fearless in March; no one more than senior Vivian Frieson. And because of Frieson, the Bulldogs made a trip to the Regional Semifinals. Gonzaga's do-everything forward scored 23 points, including the go-ahead 12-footer with 17 seconds left, to lead the Zags to a 72-71 upset win over second-seeded Texas A&M in the Second Round. The win was Gonzaga's 20th-straight, its last loss coming to the same Aggies three months prior in Las Vegas.

The historic season came to an end in the Sweet Sixteen as Xavier University won a rematch of the 2009 NCAA Tournament, 74-56. Sophomore Katalen Redmon scored 14 points and junior Courtney Vandersloot dished out 11 assists in the Zags loss.



2009 - SECOND ROUND

The Bulldogs had an unprecedented year in 2008-2009. Gonzaga won its fifth-straight West Coast Conference regular-season title, earned its second-ever trip to the NCAA Tournament after winning the WCC Tournament for the second time in three years and advanced to the Second Round of the NCAA Tournament for the first time in school history. Overall the Zags finished with a 27-7 mark, one win shy of tying the school record, and had a 12-2 record in conference action.

Gonzaga, seeded No. 12 in the NCAA Tournament, upset No. 5 Xavier University 74-59. Showing the savvy of an experienced tournament team - not one making just its second appearance ever - Gonzaga imposed its pace on Xavier's defense that was sixth best in the country at the time, allowing 53 points per game. Juniors Heather Bowman and Vivian Frieson, along with sophomore Courtney Vandersloot led the way for GU in their stunning First Round victory. Bowman scored a team-high 23 points, while Frieson added 17 points, three blocks, and three assists. Vandersloot, the West Coast Conference Player of the Year, finished with 15 points and dished out 11 assists.

The Bulldogs battled with No. 4 Pittsburgh to the last minute but unfortunately fell to the Panthers 65-60. Vandersloot led the Bulldogs with 18 points, seven assists, and seven rebounds. Bowman, the Bulldogs' leading scorer, battled her way to 15 points.



2007 - FIRST ROUND

The 2007 season is not one that will be forgotten any time soon. The Zags finally got the monkey off their backs and won their inaugural West Coast Conference Tournament Championship, earning an automatic bid to the NCAA Tournament; their first-ever appearance. Gonzaga also won its third-straight WCC regular season title with an impressive 13-1 record. Stephanie Haw was named WCC Co-Player of the Year; Heather Bowman WCC Newcomer of the Year, and Kelly Graves garnered WCC Co-Coach of the Year.

The Bulldogs, who were seeded 12th in the NCAA Tournament, dropped a tough decision to Middle Tennessee State University in the first round of the NCAA Tournament hosted by Stanford University. Gonzaga was led in the game by then-senior and future director of basketball operations Michelle (Elliott) Clark. Clark scored 17 points, hitting 4-of-5 shots and sinking 7-of-9 from the charity stripe. Kate Ridenour added 10 points.



WNIT APPEARANCES

1987-88 WCC CHAMPIONS

In only its second year of NCAA Division I competition Gonzaga won its first West Coast Conference title posting an 11-3 record in league play. The team finished the season 18-9 overall including a seven-game win streak to open WCC play. The team was led by All-WCC performers Tammy Tibbles and Carla Curfman, both players graduating among the school's all-time leading scorers.

1993-94 WNIT TEAM

The Bulldogs posted a school-record 21 wins en route to the school's inaugural NCAA Division I postseason appearance. Gonzaga would go 1-2 in the WNIT Tournament in Amarillo, Texas - finishing in seventh place in the old tournament format. The team was led by First Team All-WCC selections Ivy Safranski and Juanita Rivera, both players graduating among the school's all-time leading scorers.

2003-04 WNIT TEAM

Gonzaga returned to the post-season for the first time in 10 years as the Bulldogs posted an 18-12 record to finish second in the WCC. Gonzaga advanced to the WCC Tournament championship game, losing by three points to regular-season champion Loyola Marymount. The Bulldogs lost in the first round of the WNIT, dropping a 69-64 decision at Oregon State. The team was led by First Team All-WCC selections Ashley Burke and Shannon Mathews, both juniors at the time.

2004-05 WNIT TEAM

Much like the Bulldogs men's team in 1999, the Gonzaga women captured the hearts of Spokane as they made a magical run through the West Coast Conference that was capped by a second-straight postseason berth. Gonzaga ran off a 23-game win streak that was the longest in the nation ending in the WCC Tournament Championship game at Santa Clara. Along the way GU became only the second team to finish with a perfect WCC record and earned the school's first national ranking in both the Associated Press and WBCA Coaches poll. The season ended in the second round of the Women's NIT at eventual champion Southwest Missouri State. The season was also highlighted by Shannon Mathews earning WCC Player of the Year honors along with Honorable Mention All-America honors.

2007-08 WCC CHAMPIONS/2008 WNIT SECOND ROUND

The 2008 season didn't end like many envisioned, but it was none-the-less another successful year. The Gonzaga Bulldogs rolled through West Coast Conference action, finishing with a 13-1 overall mark to win its four-straight title. The Zags, seeded first in the WCC Tournament, fell in the finals to host San Diego. Gonzaga didn't earn a bid into the NCAA Tournament but had a spot in the WNIT. GU's season came to an end in the second round of the WNIT with a setback to the University of Colorado. Gonzaga closed out the year with a 25-9 overall record.

2016 WNIT SECOND ROUND

The 2015-16 Bulldogs clinched their 10th consecutive postseason berth despite a season plagued with injuries. After a loss in the WCC quarterfinals, Gonzaga received an at-large selection to the Women's National Invitation Tournament. The Zags were matched up with the Big West Conference regular season champions, UC Riverside, in the first round. GU cruised to an 88-54 victory in the Kennel. The Bulldogs matched their season-high point total by shooting a season-high 56.1 percent from the field. Gonzaga gave up season-high 92 points in a 15-point second round loss to Utah in Spokane.

ALL-TIME TOURNAMENT RESULTS

1986-87

Dial Classic (Pullman, WA)	1-1 (2nd)
Bulldog Invitational (Spokane, WA)	1-1 (2nd)
Northern Lights (Anchorage, AK)	1-2 (7th)

1987-88

Wheatland Classic (Cheney, WA)	1-1 (3rd)
--------------------------------	-----------

1988-89

Boise State Tournament (Boise, ID)	1-1 (3rd)
Bulldog Invitational (Spokane, WA)	1-1 (2nd)
Wheatland Classic (Moscow, ID)	0-2 (4th)

1989-90

Mark IV Classic (Moscow, ID)	1-1 (3rd)
Wheatland Classic (Spokane, WA)	0-2 (4th)

1990-91

Coors Classic (Boulder, CO)	0-2 (4th)
Wheatland Classic (Pullman, WA)	1-1 (2nd)

1991-92

Wheatland Classic (Cheney, WA)	0-2 (4th)
Titan Classic (Fullerton, CA)	0-2 (4th)

1992-93

Thanksgiving Classic (Moscow, ID)	1-1 (3rd)
-----------------------------------	-----------

1993-94

BYU Holiday Classic (Provo, UT)	1-1 (2nd)
---------------------------------	-----------

1994-95

G-T Classic (Corvallis, OR)	1-1 (2nd)
-----------------------------	-----------

1995-96

Cablevision Classic (Lincoln, NE)	0-2 (4th)
-----------------------------------	-----------

1996-97

Gate City Shootout (Pocatello, ID)	1-1 (3rd)
Dial Classic (Pullman, WA)	0-2 (4th)

1998-99

Wells Fargo Classic (Tucson, AZ)	1-1 (3rd)
----------------------------------	-----------

1999-00

SW Airlines Classic (Albuquerque, NM)	1-1 (3rd)
---------------------------------------	-----------

2000-01

Pacific Bell Classic (San Diego, CA)	1-1 (3rd)
--------------------------------------	-----------

2001-02

American Dream Classic (Pocatello, ID)	1-1 (2nd)
Great Alaska Shootout (Anchorage, AK)	1-1 (2nd)

2002-03

Wahine Rainbow Classic (Honolulu, HI)	0-3 (8th)
---------------------------------------	-----------

2003-04

Hawkeye Challenge (Iowa City, IA)	1-1 (3rd)
Seattle Times Classic (Seattle, WA)	1-1 (3rd)

2004-05

Thanksgiving Classic (Albuquerque, NM)	1-1 (2nd)
Wells Fargo Holiday Classic (Tempe, AZ)	1-1 (2nd)

2005-06

Paradise Jam (St. Thomas - U.S. Virgin Islands)	0-3 (4th)
Jahn Ascuaga's Nugget Classic (Reno, NV)	2-0 (1st)

2006-07

Hawaiian Airlines Rainbow Wahine Classic (Honolulu, HI)	1-2 (4th)
---	-----------

2007-08

Verizon Wireless/ASU Classic (Tempe, AZ)	0-2 (4th)
--	-----------

2008-09

WBCA Classic (Milwaukee, WI)	2-1 (1st)
------------------------------	-----------

2009-10

Las Vegas Holiday Hoops Classic (Las Vegas, NV)	0-2 (3rd)
---	-----------

2010-11

Rainbow Wahine Showdown (Honolulu, HI)	2-1 (5th)
Holiday Hoops Classic (Seattle, WA)	1-1 (2nd)

2011-12

Las Vegas Holiday Hoops Classic (Las Vegas, NV)	2-0 (1st)
---	-----------

2012-13

Hardwood Tournament of Hope (Puerto Vallarta, Mexico)	2-1 (3rd)
---	-----------

2013-14

Preseason WNIT (Spokane, WA/Norman, OK)	2-1 (3rd)
---	-----------

2014-15

South Point Thanksgiving Shootout (Las Vegas, NV)	0-2 (6th)
---	-----------

2015-16

Hall of Fame Challenge (Spokane, WA and Uncasville, CT)	2-2 (5th)
---	-----------

2016-17

Paradise Jam (St. Thomas, U.S.V.I.)	1-2 (3rd)
-------------------------------------	-----------

2017-18

Play4Kay Showcase (Las Vegas, NV)	1-2 (6th)
-----------------------------------	-----------

2018-19

Vancouver Showcase (Vancouver, B.C.)	2-1 (5th)
--------------------------------------	-----------

2019-20

Gulf Coast Showcase (Estero, FL)	3-0 (1st)
----------------------------------	-----------

2020-21

Bad Boy Mowers Crossover Classic (Sioux Falls, SD)	1-1 (2nd)
Holiday Hoops Classic (Las Vegas, Nev)	2-0 (1st)

SERIES RECORDS VERSUS OPPONENTS

Air Force	1-0	Montana	15-17	Texas Pan American	1-0
Alaska Anchorage	1-2	Montana State	12-10	Texas Southern	2-0
Alaska-Fairbanks	3-3	Montana State-Billings	1-1	UALR	1-0
American	0-2	Montana State-Northern	2-0	UC Davis	3-0
Arizona State	0-4	Montana Tech	1-2	UC Irvine	2-1
Baylor	1-1	Navy	0-1	UCLA	2-0
Belmont	0-2	Nebraska	0-1	UC Riverside	8-1
Biola	0-1	Nevada	3-1	UC Santa Barbara	1-2
Boise State	6-13	New Mexico	0-1	UNLV	1-1
Brigham Young	19-13	New Mexico State	0-2	U.S. International	0-1
Butler	1-0	New Orleans	0-1	Utah	3-5
California Lutheran	1-0	Nicholls State	1-0	Utah Valley State	2-2
Cal Poly	1-2	North Alabama	1-0	Virginia	1-0
Cal State Bakersfield	1-0	North Carolina	1-2	Warner Pacific	2-0
Cal State Fullerton	5-2	North Carolina Central	1-0	Washington	3-17
Cal State Northridge	1-0	North Dakota	2-0	Washington State	11-18
Carroll	4-0	Northeast Louisiana	1-0	Weber State	2-4
Central Washington	17-2	Northern Colorado	1-0	West Virginia	1-0
Colgate	4-0	Northwestern	1-1	Western Illinois	1-0
Colorado	0-3	Northwestern State	1-0	Western Kentucky	1-0
Colorado State	1-1	Northwest Nazarene	1-0	Western Montana	3-0
Concordia (Oregon)	2-0	Notre Dame	0-2	Western Washington	6-11
Davidson	0-1	Ohio State	1-1	Whitman	2-0
Dayton	4-0	Oklahoma	0-2	Whitworth	17-2
Denver	1-2	Oregon	0-8	Winthrop	2-0
DePaul	0-1	Oregon State	1-3	Wisconsin	2-1
Eastern Michigan	1-0	Pacific	15-5	Wyoming	6-1
Eastern Oregon	3-0	Pacific (Ore.)	1-0	Xavier	1-1
Eastern Washington	34-13	Pacific Lutheran	3-0	Yale	1-0
Fairfield	1-0	Pepperdine	46-30		
Florida State	0-1	Pittsburgh	0-2		
Fordham	0-1	Portland	57-27		
Fresno State	0-1	Portland State	15-6		
George Washington	1-0	Presbyterian	1-0		
Georgia	1-0	Providence	1-0		
Grand Canyon	1-0	Puget Sound	7-0		
Hawai'i	0-3	Purdue	1-2		
Hofstra	1-0	Radford	1-0		
Houston	0-1	Rutgers	2-0		
Idaho	16-15	Sacramento State	4-2		
Idaho State	6-2	Saint Francis	2-0		
Illinois State	1-0	Saint Joseph's	2-0		
Iowa	1-2	Saint Mary's	47-29		
Iowa State	0-1	St. Martin's	10-2		
James Madison	0-2	San Diego	49-23		
Kentucky	0-1	San Diego State	0-3		
Kent State	1-0	San Francisco	48-26		
Lewis-Clark State	12-4	San Jose State	3-1		
Linfield College	1-0	Santa Clara	45-29		
Louisiana-Monroe	1-0*	Seattle Pacific	7-1		
Louisville	1-1	Seattle	10-4		
Loyola Marymount	52-21	Simon Fraser	5-4		
Marquette	1-2	South Dakota	1-0		
Maryland	0-1	South Dakota State	0-3		
Memphis	1-0	Southern California	2-3		
Miami (Fla.)	1-1	South Carolina	1-0		
Michigan	0-1	Southern Utah	2-1		
Michigan State	0-1	Stanford	2-9		
Middle Tennessee State	1-1	Tennessee	0-4		
Mississippi	1-1	Tennessee-Chattanooga	0-1		
Missouri-Kansas City	0-1	Tennessee-Martin	2-0		
Missouri State	3-1	Texas A&M	1-1		
Monmouth	1-0	Texas Christian	1-0		

* - formerly Northeast Louisiana

Includes records from NAIA and
Division I (NAIA from 1980-1986)
(Division I from 1986-Present)

2021-22 GONZAGA WOMEN'S BASKETBALL RECORD BOOK

ALL-TIME SERIES

Air Force (1-0)

2016 W 88-35 H
 Home: 1-0
 Away: 0-0
 Neutral: 0-0
 Current GU Streak - Won 1

Alaska-Anchorage (1-2)

1981 L 67-81 A
 1981 L 62-80 A
 2002 # W 98-45 A
Great Alaska Shootout (Anchorage, AK)
 Home: 0-0
 Away: 1-2
 Neutral: 0-0
 Current GU Streak - Won 1

Alaska-Fairbanks (3-3)

1981 L 73-79 H
 1981 L 65-73 H
 1982 W 67-64 H
 1982 W 80-53 H
 1983 W 75-68 A
 1983 L 75-68 A
 Home: 2-2
 Away: 1-1
 Neutral: 0-0
 Current GU Streak - Lost 1

American University (0-2)

2000 * L 64-65 (ot) N
 2015 @ L 56-59 N
** Lobo Classic (Albuquerque, NM)*
@ South Point Thanksgiving Shootout (Las Vegas)
 Home: 0-0
 Away: 0-0
 Neutral: 0-2
 Current GU Streak - Lost 2

Arizona State University (0-4)

1999 * L 52-96 A
 2005 * L 58-77 A
 2007 L 61-81 H
 2008 L 60-78 A
** Wells Fargo Holiday Classic (Tempe, AZ)*
 Home: 0-1
 Away: 0-3
 Neutral: 0-0
 Current GU Streak - Lost 4

Baylor University (1-1)

1985 * W 78-70 N
 2010 & L 49-70 N
** UC Irvine Tournament (Irvine, CA)*
& Las Vegas Holiday Hoops Classic (Las Vegas, NV)
 Home: 0-0
 Away: 0-0
 Neutral: 1-1
 Current GU Streak - Lost 1

Belmont (0-2)

2018 * L 63-71 N
 2021! L 59-64 N
** Play4Kay Showcase (Las Vegas, NV)*
** NCAA First Round (San Marcos, TX)*
 Home: 0-0
 Away: 0-0
 Neutral: 0-2

Current GU Streak - Lost 2

Biola University (0-1)

1982 L 59-75 H
 Home: 0-1
 Away: 0-0
 Neutral: 0-0
 Current GU Streak - Lost 1

Boise State University (6-13)

1986 L 52-55 A
 1987 W 61-51 H
 1988 L 59-63 A
 1989 * L 59-65 A
 1990 L 48-79 A
 1991 W 49-47 A
 1992 L 80-84 H
 1993 L 69-75 A
 1995 L 71-76 H
 1996 L 82-86 A
 1997 L 45-76 H
 1998 L 65-75 A
 1999 L 49-68 H
 2000 L 56-69 A
 2001 W 72-60 H
 2002 L 59-71 A
 2003 W 82-55 H
 2004 W 75-54 A
 2005 W 61-59 A

** BSU Tournament (Boise, ID)*

Home: 3-4
 Away: 3-9
 Neutral: 0-0
 Current GU Streak - Won 3

Brigham Young University (19-13)

1984 # L 63-80 H
 1994 @ W 75-67 A
 2000 L 58-77 A
 2001 L 57-74 H
 2005 \$ W 71-57 H
 2011 W 91-64 H
 2012 * L 40-70 A
 2012 * W 77-60 H
 2012! L 66-78 N
 2013 * W 74-59 H
 2013 * W 66-55 A
 2013! W 62-43 N
 2014 * W 68-42 H
 2014 * L 52-62 A
 2014! W 71-57 N
 2015 * W 78-62 H
 2015 * W 73-66 A
 2015! L 55-61 N
 2016 * L 54-58 A
 2016 * W 73-55 H
 2017 * W 87-52 H
 2017 * L 63-71 A
 2018 * W 84-70 A
 2018 * W 62-37 H
 2019 * L 68-70 A
 2019 * L 66-64 H
 2019! L 82-68 N
 2020 * W 55-43 A
 2020 * W 59-44 H
 2021 * W 63-56 H
 2021 * L 56-61 A
 2021! W 43-42 N

Bulldog Invitational (Spokane, WA)
@ Holiday Classic (Provo, UT)
\$ Women's NIT 1st Round (Spokane, WA)
! WCC Tournament (Las Vegas, NV)
** West Coast Conference Game*
 Home: 11-3
 Away: 5-7
 Neutral: 3-3
 Current GU Streak - Won 1

Butler University (1-0)

2004 # W 65-69 N
Hawkeye Challenge (Iowa City, IA)
 Home: 0-0
 Away: 0-0
 Neutral: 1-0
 Current GU Streak - Won 1

California Lutheran University (1-0)

1987 W 93-45 A
 Home: 0-0
 Away: 1-0
 Neutral: 0-0
 Current GU Streak - Won 1

UC Davis (3-0)

2007 W 73-70 H
 2008 W 71-58 A
 2008 * W 81-60 H
** WNIT First Round*
 Home: 2-0
 Away: 1-0
 Neutral: 0-0
 Current Streak - Won 3

UC Irvine (2-1)

1984 L 65-84 A
 2010 W 96-57 H
 2017 W 102-38 H
 Home: 2-0
 Away: 0-1
 Neutral: 0-0
 Current GU Streak - Won 2

UCLA (2-0)

2007 # W 62-57 N
 2011! W 89-75 H
Rainbow Wahine Classic (Honolulu, HI)
! NCAA Tournament Second Round (Spokane, WA)
 Home: 1-0
 Away: 0-0
 Neutral: 1-0
 Current Streak - Won 2

UC Riverside (8-1)

2001 W 73-67 H
 2002 W 75-64 A
 2003 W 64-55 A
 2004 W 68-54 H
 2008 * L 65-75 OT N
 2012 W 83-56 H
 2013 W 60-53 A
 2014 W 87-43 H
 2016 # W 88-54 H
** ASU Classic (Tempe, AZ)*
WNIT First Round (Spokane, WA)
 Home: 5-0

2021-22 GONZAGA WOMEN'S BASKETBALL RECORD BOOK

Away: 3-0
Neutral: 0-1
Current GU Streak - Won 4

UC Santa Barbara (1-2)

2000 L 58-76 H
2009 L 47-59 A
2010 W 88-52 H
Home: 1-1
Away: 0-1
Neutral: 0-0
Current GU Streak - Won 1

Cal Poly (1-2)

1999 L 55-60 H
2000 W 70-48 H
2001 L 51-60 A
Home: 1-1
Away: 0-1
Neutral: 0-0
Current GU Streak - Lost 1

Cal State Bakersfield (1-0)

2020 W 92-48 H
Home: 1-0
Away: 0-0
Neutral: 0-0
Current GU Streak - Won 1

Cal State Fullerton (5-2)

1985 # L 58-75 N
1992 * L 57-80 A
2002 W 89-48 H
2003 W 75-57 A
2011 W 101-52 H
2012 W 73-60 A
2013 W 83-44 H
UC Irvine Tournament (Irvine, CA)
* Titan Classic (Fullerton, CA)
Home: 3-0
Away: 2-1
Neutral: 0-1
Current GU Streak - Won 5

Cal State Northridge (1-0)

2010 W 80-47 H
Home: 1-0
Away: 0-0
Neutral: 0-0
Current GU Streak - Won 1

Carroll College (4-0)

1981 W 65-54 A
1983 * W 69-49 N
1983 # W 57-52 N
1984 W 73-58 H
* Eastern Montana Classic (Billings, MT)
Big Sky Holiday Classic (Butte, MT)
Home: 1-0
Away: 1-0
Neutral: 2-0
Current GU Streak - Won 4

Central Washington University (17-2)

1981 W 83-71 A
1981 L 53-59 H
1982 W 81-58 A

1982 W 74-57 H
1983 W 57-52 A
1983 W 75-65 H
1984 W 76-72 A
1984 W 66-62 H
1985 W 103-66 A
1985 W 102-81 H
1986 W 70-57 A
1986 W 73-72 H
1987 W 74-49 H
1988 W 70-60 H
1989 L 69-72 H
1990 W 73-57 H
1991 W 87-58 H
1992 W 97-60 H
1993 W 67-43 H
Home: 11-2
Away: 6-0
Neutral: 0-0
Current GU Streak - Won 4

Colgate University (4-0)

2001 * W 67-56 N
2014 W 81-31 H
2016 W 80-50 A
2017 W 72-42 H
* Played at Spokane Arena
Home: 2-0
Away: 1-0
Neutral: 1-0
Current GU Streak - Won 4

Colorado (0-3)

1990 L 41-58 H
1991 * L 59-87 A
2008! L 68-82 A
* Coors Classic (Boulder, CO)
! WNIT Second Round
Home: 0-1
Away: 0-2
Neutral: 0-0
Current GU Streak - Lost 3

Colorado State (1-1)

2018 L 49-65 A
2019 W 50-39 H
Home: 1-0
Away: 0-1
Neutral: 0-0
Current GU Streak - Won 1

Concordia (Ore) University (2-0)

1987 * W 74-56 H
1998 W 96-57 H
* Bulldog Invitational (Spokane, WA)
Home: 2-0
Away: 0-0
Neutral: 0-0
Current GU Streak - Won 2

Davidson College (0-1)

2007 L 69-77 H
Home: 0-1
Away: 0-0
Neutral: 0-0
Current Streak - Lost 1

Dayton University (4-0)

2012 * W 82-76 N
2015 W 75-65 H
2016 W 55-47 A
2019! W 76-65 N
* Las Vegas Holiday Hoops Classic (Las Vegas)
! Gulf Coast Showcase (Estero, Fla.)
Home: 1-0
Away: 1-0
Neutral: 2-0
Current GU Streak - Won 4

Denver University (1-2)

2003 * L 43-62 N
2005 W 63-39 H
2006 L 52-60 A
* Rainbow Wahine Classic (Honolulu, HI)
Home: 1-0
Away: 0-1
Neutral: 0-1
Current GU Streak - Lost 1

DePaul (0-1)

2018 * L 71-88 N
* Play4Kay Showcase (Las Vegas, NV)
Home: 0-0
Away: 0-0
Neutral: 0-1
Current GU Streak - Lost 1

Eastern Oregon University (3-0)

1984 W 92-58 N
1986 W 69-49 A
2009 W 101-44 H
Home: 1-0
Away: 1-0
Neutral: 1-0
Current GU Streak - Won 3

Eastern Michigan University (1-0)

2021* W 87-57 N
* Holiday Hoops Classic (Las Vegas, NV)
Home: 0-0
Away: 0-0
Neutral: 1-0
Current GU Streak - Won 1

Eastern Washington University (34-13)

1982 L 39-79 H
1982 L 51-75 A
1986 L 65-81 H
1986 W 57-55 A
1987 L 56-89 A
1988 * L 61-71 A
1989 # L 40-45 N
1990 ^ L 69-74 H
1991 + W 72-55 N
1991 W 68-61 H
1991 W 78-68 A
1992 W 73-71 A
1993 W 69-54 H
1993 L 69-70 A
1994 W 66-61 H
1994 W 68-58 A
1995 W 70-58 A
1995 W 71-62 H
1996 L 50-60 A
1996 W 73-62 H
1997 L 69-83 A

2021-22 GONZAGA WOMEN'S BASKETBALL RECORD BOOK

1998	W	87-46	H
1998	W	73-57	A
1999	W	59-57	H
1999	L	63-65	A
2000	W	61-44	A
2000	W	58-57	H
2001	L	57-59	H
2002	W	69-64	A
2003	W	71-64	H
2004 \$	L	69-72	N
2005	W	72-51	A
2006	W	54-51	H
2007	W	103-102 OT	A
2008	W	97-61	H
2009	W	71-56	A
2010	W	87-61	H
2011	W	101-74	A
2012	W	75-69	H
2013	W	65-50	H
2014	W	78-58	H
2015	W	61-60	A
2016	W	78-56	H
2017	W	73-54	A
2018	W	69-45	H
2019	W	63-51	A
2020	W	84-44	H

* *Wheatland Classic (Cheney, WA)*
 # *Wheatland Classic (Moscow, ID)*
 ^ *Wheatland Classic (Spokane, WA)*
 + *Wheatland Classic (Pullman, WA)*
 \$ *Played at Spokane Arena (Spokane, WA)*
 Home: 18-4
 Away: 15-7
 Neutral: 1-2
 Current GU Streak - Won 16

Fairfield University (1-0)

2014	W	82-42	H
------	---	-------	---

Home: 1-0
 Away: 0-0
 Neutral: 0-0
 Current GU Streak - Won 1

Florida State (0-1)

2017*	L	69-87	N
-------	---	-------	---

* *Paradise Jam (St. Thomas, U.S. Virgin Islands)*
 Home: 0-0
 Away: 0-0
 Neutral: 0-1
 Current GU Streak - Lost 1

Fordham University (0-1)

2003 *	L	69-74	N
--------	---	-------	---

* *Rainbow Wahine Classic (Honolulu, HI)*
 Home: 0-0
 Away: 0-0
 Neutral: 0-1
 Current GU Streak - Lost 1

Fresno State University (0-1)

1997 *	L	53-73	N
--------	---	-------	---

* *Dial Classic (Pullman, WA)*
 Home: 0-0
 Away: 0-0
 Neutral: 0-1
 Current GU Streak - Lost 1

George Washington University of (1-0)

2015 *	W	82-69	N
--------	---	-------	---

* *NCAA Tournament - First Round (Corvallis, OR)*
 Home: 0-0
 Away: 0-0
 Neutral: 1-0
 Current GU Streak - Won 1

Georgia (1-0)

2012 *	W	71-68	N
--------	---	-------	---

* *Las Vegas Holiday Hoops Classic (Las Vegas)*
 Home: 0-0
 Away: 0-0
 Neutral: 1-0
 Current GU Streak - Won 1

Grand Canyon (1-0)

2016 #	W	70-44	H
--------	---	-------	---

Hall of Fame Challenge (Spokane, WA)
 Home: 1-0
 Away: 0-0
 Neutral: 0-0
 Current Streak - Won 1

Hawai'i (0-3)

1987	L	62-66	H
2003 *	L	61-71	A
2007 *	L	57-68	A

* *Rainbow Wahine Classic (Honolulu, HI)*
 Home: 0-1
 Away: 0-2
 Neutral: 0-0
 Current GU Streak - Lost 3

Hofstra University (1-0)

2012	W	101-88	H
------	---	--------	---

Home: 1-0
 Away: 0-0
 Neutral: 0-0
 Current GU Streak - Won 1

Houston (0-1)

2004 #	L	54-66	N
--------	---	-------	---

Hawkeye Challenge (Iowa City, IA)
 Home: 0-0
 Away: 0-0
 Neutral: 0-1
 Current GU Streak - Lost 1

Idaho (16-15)

1981	L	64-101	A
1981	L	44-95	H
1982	L	48-63	A
1982	L	66-76	H
1983 \$	L	60-70	N
1984	L	62-81	A
1984 &	L	59-118	H
1987	L	49-51	A
1988 *	W	66-51	N
1988	W	57-54	A
1989	L	51-53	H
1990 #	L	51-61	H
1991	W	71-67	H
1992 ^	L	42-69	N
1992	L	67-83	A
1993	L	72-76	H
1994	W	88-62	A
1995	W	72-58	H
1996	W	62-58	A

1997	W	57-55	H
1998	W	75-73	A
1999	W	87-81	H
2000	L	67-73	A
2005	W	70-53	H
2006	L	62-69	H
2010	W	80-57	A
2011	W	93-62	H
2012	W	91-42	A
2013	W	97-62	H
2014 @	W	64-56	H
2019	W	88-51	H

\$ *Eastern Montana Classic (Billings, MT)*
 & *Bulldog Classic (Spokane, WA)*
 * *Wheatland Classic (Cheney, WA)*
 # *Wheatland Classic (Spokane, WA)*
 ^ *Wheatland Classic (Cheney, WA)*
 @ *Preseason WNIT (Spokane, WA)*
 Home: 9-7
 Away: 7-6
 Neutral: 0-1
 Current GU Streak - Won 6

Idaho State University (6-2)

1985 #	W	84-61	H
1985 \$	W	74-59	N
1987	L	62-64	H
1996	L	63-67	H
1997 *	W	58-56	A
2002 !	W	83-68	A
2015	W	88-63	H
2019	W	70-51	H

Bulldog Invitational (Spokane, WA)
 \$ *UC Irvine Tournament (Irvine, CA)*
 * *Idaho State Classic (Pocatello, ID)*
 Home: 3-2
 Away: 2-0
 Neutral: 1-0
 Current GU Streak - Won 4

Illinois State University (1-0)

2001 *	W	64-55	N
--------	---	-------	---

* *Pacific Bell Classic (San Diego, CA)*
 Home: 0-0
 Away: 0-0
 Neutral: 1-0
 Current GU Streak - Won 1

Iowa (1-2)

2002 #	L	73-90	N
2011 !	W	92-86	H
2015 @	L	67-79	N

Great Alaska Shootout (Anchorage, AK)
 ! *NCAA Tournament First Round (Spokane WA)*
 @ *South Point Thanksgiving Shootout (Las Vegas, NV)*
 Home: 1-0
 Away: 0-0
 Neutral: 0-2
 Current GU Streak - Lost 1

Iowa State University (0-1)

2013 #	L	60-72	H
--------	---	-------	---

NCAA Tournament First Round (Spokane WA)
 Home: 0-1
 Away: 0-0
 Neutral: 0-0
 Current GU Streak - Lost 1

2021-22 GONZAGA WOMEN'S BASKETBALL RECORD BOOK

James Madison University (0-2)

1996 * L 66-72 N
2014 # L 63-72 N

* *Cablevision Classic (Lincoln, NE)*

NCAA Tournament First Round (College Station, TX)

Home: 0-0

Away: 0-0

Neutral: 0-2

Current GU Streak - Lost 2

Kentucky (0-1)

2012 * L 62-79 N

* *NCAA Regional Semifinal (Kingston, RI)*

Home: 0-0

Away: 0-0

Neutral: 0-1

Current GU Streak - Lost 1

Kent State (1-0)

2018 * W 77-57 N

* *Play4Kay Showcase (Las Vegas, NV)*

Home: 0-0

Away: 0-0

Neutral: 1-0

Current GU Streak - Won 1

Lewis-Clark State College (12-4)

1981 L 55-70 A
1981 L 56-79 H
1982 L 65-92 A
1982 L 65-71 H
1983 W 78-73 A
1983 W 87-71 H
1984 W 72-67 A
1984 W 83-72 H
1985 W 85-72 A
1985 W 107-62 H
1986 W 79-64 A
1986 W 69-67 H
1988 W 68-57 H
1989 W 70-39 H
1990 W 61-56 H
1994 W 85-81 H

Home: 8-2

Away: 4-2

Neutral: 0-0

Current GU Streak - Won 12

Linfield College (1-0)

1982 W 75-69 H

Home: 1-0

Away: 0-0

Neutral: 0-0

Current GU Streak - Won 1

Louisville (1-1)

2011 ! W 76-69 N
2013 * L 42-55 N

! *NCAA Regional Semifinal (Spokane, WA)*

* *Hardwood Tournament of Hope (Puerto Vallarta, Mexico)*

Current GU Streak - Lost 1

Loyola Marymount University (52-21)

1985 W 100-78 A
1988 * W 56-55 A
1988 * W 66-52 H
1989 * W 62-57 (ot) A
1989 * L 59-65 H
1990 * L 66-70 (ot) H
1990 * L 56-63 A
1991 * W 81-60 H
1991 * W 66-59 A
1992 * W 77-55 H
1992 * W 75-63 A
1993 * L 56-71 A
1993 * W 65-59 H
1994 * W 73-53 H
1994 * L 62-66 A
1995 * L 68-86 A
1995 * W 80-66 H
1996 * L 63-71 H
1996 * L 57-72 A
1997 * L 62-66 (ot) A
1997 * W 79-74 H
1998 * W 71-59 H
1998 * W 72-62 A
1999 * L 57-64 A
1999 * W 69-57 H
2000 * L 73-94 A
2000 * L 59-74 H
2001 * L 56-61 H
2001 * L 37-60 A
2002 * L 74-76 (ot) H
2002 * L 49-63 A
2003 * L 42-58 A
2003 * W 67-64 H
2004 * W 70-54 H
2004 * L 58-70 A
2004 # L 58-61 N
2005 * W 67-59 A
2005 * W 70-48 H
2006 * L 46-75 A
2006 * W 53-43 H
2007 * W 60-56 A
2007 * W 66-56 H
2007 @ W 64-47 N
2008 * W 81-65 H
2008 * L 60-75 A
2009 * W 83-58 H
2009 * W 81-78 A
2009 \$ W 74-63 N
2010 * W 91-77 A
2010 * W 73-40 H
2011 * W 65-59 A
2011 * W 82-42 H
2012 * W 80-54 A
2012 * W 79-61 A
2013 * W 79-57 H
2013 * W 70-56 A
2014 * W 91-82 (ot) A
2014 * W 88-51 H
2015 * W 76-62 H
2015 * W 82-59 A
2015 \$ W 70-50 N
2016 * W 66-59 A
2016 * W 83-68 H
2017 * W 80-56 A
2017 * W 73-61 H
2018 * W 77-67 H
2018 * W 75-69 A
2019 * W 78-53 A

2019 * W 68-58 H
2019 * W 78-52 H
2020 * W 75-47 A
2021 * W 65-62 A
2021 * W 77-39 H

* *West Coast Conference Game*

WCC Tournament (Santa Clara, CA)

@ *WCC Tournament (Portland, OR)*

\$ *WCC Tournament (Las Vegas, NV)*

Home: 27-6

Away: 21-14

Neutral: 3-1

Current GU Streak - Won 28

Marquette University (1-2)

2007 L 60-74 A
2008 W 77-64 H
2009 L 77-80 A

Home: 1-0

Away: 0-2

Neutral: 0-0

Current Streak - Lost 1

Maryland (0-1)

2006 * L 50-88 N

* *Paradise Jam (St. Thomas - U.S. Virgin Islands)*

Home: 0-0

Away: 0-0

Neutral: 0-1

Current GU Streak - Lost 1

Memphis (1-0)

1995 * W 80-78 N

* *Gazette-Times Classic (Corvallis, OR)*

Home: 0-0

Away: 0-0

Neutral: 1-0

Current GU Streak - Won 1

Miami (Fla.) (1-1)

1987 * L 52-79 N

2012 ! W 65-54 H

* *Northern Lights (Anchorage, AK)*

! *NCAA Second Round (Spokane, WA)*

Home: 1-0

Away: 0-0

Neutral: 0-1

Current GU Streak - Won 1

Michigan (0-1)

2017 * L 66-78 N

* *Paradise Jam (St. Thomas - U.S. Virgin Islands)*

Home: 0-0

Away: 0-0

Neutral: 0-1

Current GU Streak - Lost 1

Michigan State University (0-1)

2006 * L 45-60 N

* *Paradise Jam (St. Thomas - U.S. Virgin Islands)*

Home: 0-0

Away: 0-0

Neutral: 0-1

Current GU Streak - Lost 1

Middle Tennessee State University (1-1)

2021-22 GONZAGA WOMEN'S BASKETBALL RECORD BOOK

2007 & L 48-85 N
 2019! W 62-50 N
 & NCAA First Round (Stanford, CA)
 ! Gulf Coast Showcase (Estero, FL)
 Home: 0-0
 Away: 0-0
 Neutral: 1-1
 Current Streak - Won 1

Mississippi (1-1)

1994 * W 66-62 N
 2011 # L 52-53 N
 * Holiday Classic (Provo, UT)
 # Rainbow Wahine Showdown (Honolulu, HI)
 Home: 0-0
 Away: 0-0
 Neutral: 1-1
 Current GU Streak - Lost 1

Missouri-Kansas City (0-1)

1993 * L 53-67 N
 * Thanksgiving Classic (Moscow, ID)
 Home: 0-0
 Away: 0-0
 Neutral: 0-1
 Current GU Streak - Lost 1

Missouri State University (3-1)

2005 # L 66-85 A
 2013! W 80-66 N
 2019 W 70-67 A
 2019 W 64-52 H
 # Women's NIT 2nd Round (Springfield, MO)
 ! Hardwood Tournament of Hope (Puerto Val
 larta, Mexico)
 Home: 1-0
 Away: 1-1
 Neutral: 1-0
 Current GU Streak - Won 3

Monmouth University (1-0)

2013 W 77-51 H
 Home: 1-0
 Away: 0-0
 Neutral: 0-0
 Current GU Streak - Won 1

Montana (15-17)

1981 L 55-82 A
 1982 L 45-70 H
 1987 L 43-61 H
 1987 L 54-69 A
 1988 L 58-73 H
 1989 L 54-74 A
 1990 L 44-57 H
 1991 L 46-96 A
 1992 L 55-76 H
 1993 L 52-68 A
 1994 W 70-62 H
 1995 L 42-72 A
 1996 L 56-57 H
 1997 L 66-81 A
 1998 W 68-65 H
 1999 L 63-79 A
 2000 W 43-41 H
 2001 W 74-73 A
 2002 W 57-50 H

2003 L 68-73 A
 2004 W 60-52 H
 2005 W 57-51 A
 2006 L 60-72 H
 2007 L 78-88 A
 2008 W 87-71 H
 2009 W 69-63 A
 2010 W 75-48 H
 2011 W 80-62 A
 2012 W 70-54 H
 2018 W 70-55 A
 2019 W 76-52 H
 2021 W 58-51 H

Home: 10-7
 Away: 5-10
 Neutral: 0-0
 Current GU Streak - Won 8

Montana State University (12-10)

1981 W 76-56 A
 1985 * W 90-61 H
 1987 W 63-59 H
 1987 L 47-65 A
 1988 * W 59-51 H
 1988 L 47-50 A
 1991 L 48-65 A
 1992 L 43-56 H
 1993 L 71-80 A
 1994 W 62-44 H
 1995 L 67-69 A
 1998 L 68-73 H
 1999 L 49-58 A
 2001 L 47-61 H
 2001 L 47-68 A
 2007 W 81-53 H
 2008 W 82-68 A
 2009 W 100-47 H
 2010 W 87-72 A
 2015 W 89-60 A
 2016 W 65-52 H
 2020 W 70-55 A

* Bulldog Invitational (Spokane, WA)
 Home: 7-3
 Away: 5-7
 Neutral: 0-0
 Current GU Streak - Won 7

Montana State University - Billings (1-1)

1981 W 67-65 H
 1983 # L 49-65 A
 # Eastern Montana Classic (Billings, MT)
 Home: 1-0
 Away: 0-1
 Neutral: 0-0
 Current GU Streak - Lost 1

Montana State University - Northern (2-0)

1982 W 51-43 A
 2003 W 76-51 H
 Home: 1-0
 Away: 1-0
 Neutral: 0-0
 Current GU Streak - Won 2

Montana Tech (1-2)

1982 L 67-83 A
 1983 * L 64-77 A
 1983 W 89-71 H

* Big Sky Classic (Butte, MT)
 Home: 1-0
 Away: 0-2
 Neutral: 0-0
 Current GU Streak - Won 1

Navy (0-1)

1997 * L 55-58 N
 * Gateway Shootout (Pocatello, ID)
 Home: 0-0
 Away: 0-0
 Neutral: 0-1
 Current GU Streak - Lost 1

Nebraska (0-1)

1996 * L 40-87 A
 * Cablevision Classic (Lincoln, NE)
 Home: 0-0
 Away: 0-1
 Neutral: 0-0
 Current GU Streak - Lost 1

Nevada (3-1)

1984 L 80-92 A
 1993 * W 66-63 N
 2005 # W 70-49 N
 2008 W 93-55 H
 * Thanksgiving Classic (Moscow, ID)
 # Wells Fargo Holiday Classic (Tempe, AZ)
 Home: 1-0
 Away: 0-1
 Neutral: 2-0
 Current GU Streak - Won 3

New Mexico (0-1)

2005 # L 54-76 A
 # Thanksgiving Classic (Albuquerque, NM)
 Home: 0-0
 Away: 0-1
 Neutral: 0-0
 Current GU Streak - Lost 1

New Mexico State University (0-2)

1994 * L 63-83 N
 2002 + L 71-78 N
 * Women's NIT (Amarillo, TX)
 + American Dream Classic (Pocatello, ID)
 Home: 0-0
 Away: 0-0
 Neutral: 0-2
 Current GU Streak - Lost 2

New Orleans (0-1)

1987 * L 55-67 N
 * Northern Lights (Anchorage, AK)
 Home: 0-0
 Away: 0-0
 Neutral: 0-1
 Current GU Streak - Lost 1

Nicholls State (1-0)

2017 W 78-46 H
 Home: 1-0
 Away: 0-0
 Neutral: 0-0
 Current Streak - Won 1

2021-22 GONZAGA WOMEN'S BASKETBALL RECORD BOOK

North Alabama (1-0)

2021 # W 87-57 N
 # *Holiday Hoops Classic (Las Vegas, NV)*
 Home: 0-0
 Away: 0-0
 Neutral: 1-0
 Current Streak - Won 1

North Carolina (1-2)

2007 # L 63-101 N
 2010! W 82-76 N
 2016 @ L 62-67 N
 # *Rainbow Wahine Tournament (Honolulu, HI)*
 ! *NCAA Tournament First Round (Seattle, WA)*
 @ *Hall of Challenge (Uncasville, CT)*
 Home: 0-0
 Away: 0-0
 Neutral: 1-2
 Current Streak - Lost 1

North Carolina Central University (1-0)

2011 # W 94-52 N
 # *Rainbow Wahine Showdown (Honolulu, HI)*
 Home: 0-0
 Away: 0-0
 Neutral: 1-0
 Current Streak - Won 1

North Dakota (2-0)

2010 W 85-46 H
 2011 W 83-45 A
 Home: 1-0
 Away: 1-0
 Neutral: 0-0
 Current Streak - Won 2

Northeast Louisiana (1-0)

1994 * W 105-69 N
 * *Women's NIT (Amarillo, TX)*
 (now *Louisiana-Monroe*)
 Home: 0-0
 Away: 0-0
 Neutral: 1-0
 Current GU Streak - Won 1

Northern Colorado University (1-0)

2006 * W 69-48 N
 * *John Ascuaga's Nugget Classic (Reno, NV)*
 Home: 0-0
 Away: 0-0
 Neutral: 1-0
 Current GU Streak - Won 1

Northwestern University (0-1)

2015 L 43-62 A
 Home: 0-0
 Away: 0-1
 Neutral: 0-0
 Current GU Streak - Lost 1

Northwestern State University (1-0)

2006 * W 92-68 N
 * *John Ascuaga's Nugget Classic (Reno, NV)*
 Home: 0-0
 Away: 0-0
 Neutral: 1-0
 Current GU Streak - Won 1

Northwest Nazarene College (1-0)

1988 W 78-48 A
 Home: 0-0
 Away: 1-0
 Neutral: 0-0
 Current GU Streak - Won 1

Notre Dame (0-2)

2011 # L 61-70 N
 2019! L 65-81 N
 # *Holiday Hoops Classic (Seattle, WA)*
 ! *Vancouver Showcase (Vancouver, B.C.)*
 Home: 0-0
 Away: 0-0
 Neutral: 0-2
 Current GU Streak - Lost 2

Ohio State University (1-1)

2013 L 60-65 H
 2014 W 59-58 A
 Home: 0-1
 Away: 1-0
 Neutral: 0-0
 Current GU Streak - Won 1

Oklahoma (0-1)

2014 * L 78-82 A
 2017 & L 62-75 N
 * *Preseason WNIT (Norman, OK)*
 & *NCAA First Round (Seattle, WA)*
 Home: 0-0
 Away: 0-1
 Neutral: 0-1
 Current GU Streak - Lost 1

Oregon (0-8)

1987 * L 67-83 H
 1988 L 55-70 A
 1990 L 40-64 A
 1991 L 60-74 H
 1996 L 45-83 A
 1997 L 33-52 H
 2003 L 72-83 A
 2004 L 57-73 H
 * *Bulldog Invitational (Spokane, WA)*
 Home: 0-4
 Away: 0-4
 Neutral: 0-0
 Current GU Streak - Lost 8

Oregon State University (1-3)

1995 * L 61-76 A
 2004 # L 64-69 A
 2015 @ W 76-64 A
 2019 @ L 70-76 A
 * *Gazette-Times Classic (Corvallis, OR)*
 # *Women's NIT (Corvallis, OR)*
 @ *NCAA Tournament - Second Round*
 Home: 0-0
 Away: 1-3
 Neutral: 0-0
 Current GU Streak - Lost 1

Pacific (15-5)

1999 @ W 65-64 N
 2000 L 70-84 A
 2002 L 85-86 (ot) H

2014 * W 83-68 A
 2014 * W 81-77 H
 2015 * W 73-63 A
 2015 * L 59-71 H
 2016 * W 68-61 H
 2016 * L 83-84 (ot) A
 2017 * L 63-65 H
 2017 * W 74-58 A
 2017! W 91-59 N
 2018 * W 99-72 A
 2018 * W 90-66 H
 2019 * W 88-65 H
 2019 * W 63-51 A
 2020* W 68-67 H
 2020* W 83-65 A
 2021* W 79-59 H
 2021* W 77-65 A

@ *Wells Fargo Classic (Tempe, AZ)*
 * *West Coast Conference Game*
 ! *WCC Tournament (Las Vegas, NV)*
 Home: 6-3
 Away: 8-2
 Neutral: 1-0
 Current GU Streak - Won 10

Pacific (Ore.) College (1-0)

1986 W 68-64 A
 Home: 0-0
 Away: 1-0
 Neutral: 0-0
 Current GU Streak - Won 1

Pacific Lutheran University (3-0)

1984 W 93-52 A
 1985 W 108-58 A
 1986 W 85-61 A
 Home: 0-0
 Away: 3-0
 Neutral: 0-0
 Current GU Streak - Won 3

Pepperdine University (46-30)

1988 * W 60-59 A
 1988 * W 63-59 H
 1989 * W 71-50 A
 1989 * W 59-48 H
 1990 * W 76-66 H
 1990 * W 83-76 (ot) A
 1991 * W 92-84 (2ot) H
 1991 * L 54-78 A
 1992 * L 60-73 H
 1992 * L 59-97 A
 1993 * L 72-93 A
 1993 * L 67-70 H
 1994 * W 70-62 H
 1994 * W 70-69 A
 1995 * L 80-85 A
 1995 * W 63-62 H
 1996 * L 69-81 H
 1996 * L 60-89 A
 1997 * L 41-86 A
 1997 * L 56-72 H
 1998 * L 81-84 H
 1998 * L 59-79 A
 1998 + L 56-75 N
 1999 * L 49-75 A
 1999 * L 64-77 H
 2000 * L 67-89 A

2021-22 GONZAGA WOMEN'S BASKETBALL RECORD BOOK

2000 *	L	68-74	A
2000 +	L	71-82	N
2001 *	L	56-61	H
2001 *	L	55-78	A
2002 *	L	69-77	H
2002 *	L	66-73	A
2002 #	L	64-68	N
2003 *	L	63-78	A
2003 *	L	60-66	H
2004 *	W	75-44	H
2004 *	L	62-73	A
2004 +	W	66-64 (ot)	N
2005 *	W	71-54	A
2005 *	W	61-51	H
2005 +	W	58-40	N
2006 *	L	58-59	A
2006 *	W	55-38	H
2007 *	W	58-35	A
2007 *	L	56-70	H
2008 *	W	68-56	H
2008 *	W	92-85	A
2008 #	W	77-67	N
2009 *	W	66-43	H
2009 *	L	62-72	A
2010 *	W	107-64	A
2010 *	W	87-45	H
2010 !	W	76-48	N
2011 *	W	80-61	A
2011 *	W	73-59	H
2012 *	W	79-50	A
2012 *	W	66-40	H
2013 *	W	80-46	A
2013 *	W	81-52	H
2014 *	W	69-39	A
2014 *	W	86-51	H
2015 *	W	73-64	H
2015 *	W	78-56	A
2016 *	W	74-57	A
2016 *	W	56-39	H
2017 *	L	69-79	A
2017 *	W	83-61	H
2018 *	W	73-51	H
2018 *	W	67-48	A
2018 !	W	81-70	N
2019 *	W	79-54	A
2019 *	W	83-60	H
2020 *	W	70-36	H
2020 *	W	64-50	A
2021 *	W	58-42	A
2021 *	W	95-49	H

* West Coast Conference Game
 + WCC Tournament (Santa Clara, CA)
 # WCC Tournament (San Diego, CA)
 ! WCC Tournament (Las Vegas, NV)
 Home: 23-10
 Away: 19-16
 Neutral: 5-3
 Current GU Streak - Won 9

Pittsburgh (0-2)

1994 *	L	77-89	N
2009 @	L	60-65	N

* Women's NIT (Amarillo, TX)
 @ NCAA Second Round
 Home: 0-0
 Away: 0-0
 Neutral: 0-2
 Current GU Streak - Lost 2

Portland (57-27)

1981	W	78-72	A
1981	W	75-70	H
1982	L	67-82	A
1982	L	51-72	H
1984 \$	L	84-85	A
1985 \$	L	55-58	A
1986 #	W	70-66	H
1987	W	72-62	H
1987	L	66-70	A
1988 *	W	73-55	H
1988 *	L	51-54	A
1989 *	W	55-48	H
1989 *	W	56-45	A
1990 *	W	83-52	H
1990 *	W	65-52	A
1991 *	W	89-58	H
1991 *	W	75-62	A
1992 *	L	86-91	H
1992 *	L	80-82	A
1993 *	W	88-77	H
1993 *	L	70-72	A
1994 *	W	84-67	H
1994 *	W	74-64	A
1994 +	L	65-73	N
1995 *	L	48-60	H
1995 *	L	67-89	A
1995 +	L	73-79	N
1996 *	L	61-82	H
1996 *	L	56-96	A
1996 #	L	60-77	N
1997 *	L	63-77	H
1997 *	L	67-88	A
1998 *	L	50-79	H
1998 *	L	57-71	A
1999 *	W	77-65	H
1999 *	L	59-75	A
2000 *	W	71-53	H
2000 *	L	62-64	A
2001 *	L	53-54	H
2001 *	L	40-52	A
2002 *	L	59-62	H
2002 *	W	71-65	A
2003 *	W	72-59	H
2003 *	W	64-50	A
2004 *	W	64-55	H
2004 *	W	83-71	A
2005 *	W	67-56	A
2005 *	W	81-35	H
2005 +	W	77-42	N
2006 *	W	67-60	H
2006 *	W	46-41	A
2007 *	W	61-48	H
2007 *	W	88-58	A
2007 @	W	68-55	A
2008 *	W	76-50	H
2008 *	W	87-67	A
2009 *	W	60-49	A
2009 *	L	67-70	H
2010 *	W	90-54	H
2010 *	W	70-58	A
2011 *	W	81-55	A
2011 *	W	87-67	H
2011 !	W	96-71	N
2012 *	W	80-65	A
2012 *	W	77-56	H
2013 *	W	82-51	A

2013 *	W	59-56	H
2014 *	W	56-24	A
2014 *	W	72-61	H
2015 *	W	79-57	H
2015 *	W	85-63	A
2016 *	W	71-63	A
2016 *	W	86-51	H
2017 *	W	67-55	H
2017 *	W	85-50	A
2018 *	W	70-56	A
2018 *	W	75-36	H
2019 *	W	97-71	H
2019 *	W	93-62	A
2019 *	W	62-57	H
2020 *	W	56-42	A
2020 !	L	69-70	N
2021 *	W	75-43	H
2021 *	W	79-61	A

* West Coast Conference Game
 + WCC Tournament (Santa Clara, CA)
 ^ WCC Tournament (Los Angeles, CA)
 @ WCC Tournament (Portland, OR)
 ! WCC Tournament (Las Vegas, NV)
 \$ NAIA Bi-District Playoff (Portland, OR)
 # Bulldog Invitational (Spokane, WA)
 Home: 29-9
 Away: 17-17
 Neutral: 2-4
 Current GU Streak - Won 2

Portland State University (15-6)

1987	L	75-84	A
1987 *	W	60-52	N
1987	L	65-67	H
1988	W	65-61	H
1989 #	W	59-57	N
1989	L	67-78	A
1990	W	65-64	H
1991	L	62-79	A
1992	L	58-91	A
2004	W	69-61	A
2005	W	66-48	H
2006	W	81-57	H
2007	W	76-59	A
2008	L	72-75	A
2009	W	86-61	H
2010	W	64-57	A
2012	W	99-69	H
2013	W	54-40	A
2014	W	96-47	H
2015	W	73-41	H
2018	W	91-52	H

* Dial Classic (Pullman, WA)
 # Boise State Invitational (Boise, ID)
 Home: 9-1
 Away: 4-5
 Neutral: 2-0
 Current GU Streak - Won 7

Presbyterian (1-0)

2017	W	79-39	H
------	---	-------	---

Home: 1-0
 Away: 0-0
 Neutral: 0-0
 Current GU Streak - Won 1

Providence College (1-0)

2005 #	W	85-38	N
--------	---	-------	---

2021-22 GONZAGA WOMEN'S BASKETBALL RECORD BOOK

Thanksgiving Classic (Albuquerque, NM)

Home: 0-0
 Away: 0-0
 Neutral: 1-0
 Current GU Streak - Won 1

Puget Sound (7-0)

1984 W 64-53 H
 1984 W 69-49 A
 1985 W 91-65 H
 1985 W 95-66 A
 1986 W 70-62 H
 1986 W 72-71 A
 1986* W 64-62 N

* NAIA District I Playoffs (Bellingham, WA)

Home: 3-0
 Away: 3-0
 Neutral: 1-0
 Current GU Streak - Won 7

Purdue University (1-2)

2007 L 44-69 A
 2008 L 61-64 H
 2019! W 63-50 N

! Gulf Coast Showcase (Estero, FL)

Home: 0-1
 Away: 0-1
 Neutral: 1-0
 Current Streak - Won 1

Radford University (1-0)

1987* W 70-67 N

* Northern Lights (Anchorage, AK)

Home: 0-0
 Away: 0-0
 Neutral: 1-0
 Current GU Streak - Won 1

Rutgers (2-0)

2012* W 86-73 H
 2019! W 57-40 N

* NCAA First Round (Spokane, WA)

! Vancouver Showcase (Vancouver, B.C.)

Home: 1-0
 Away: 0-0
 Neutral: 1-0
 Current GU Streak - Won 2

Sacramento State University (4-2)

2001 L 58-71 A
 2002 W 89-55 A
 2003 W 71-56 H
 2006 L 54-73 A
 2007 W 84-43 H
 2008 W 75-63 A

Home: 2-0
 Away: 2-2
 Neutral: 0-0
 Current GU Streak - Won 2

Saint Joseph's University (2-0)

2008 W 67-43 A
 2009 W 93-70 H

Home: 1-0
 Away: 1-0
 Neutral: 0-0

Current GU Streak - Won 2

Saint Francis University (2-0)

2012 W 92-50 H
 2018 W 97-74 H

Home: 2-0

Away: 0-0

Neutral: 0-0

Current GU Streak - Won 2

Saint Mary's College (47-29)

1988* L 63-79 A
 1988* W 77-56 H
 1989* W 88-74 A
 1989* W 68-58 H
 1990* L 64-83 A
 1990* L 64-67 H
 1991* L 78-92 A
 1991* W 73-61 H
 1992* W 73-65 H
 1992* L 53-79 A
 1993* L 61-76 A
 1993* W 87-71 H
 1994* W 80-52 H
 1994* W 54-53 A
 1994+ W 84-66 N
 1995* L 47-58 A
 1995* W 82-75 (ot) H
 1996* W 88-78 H
 1996* L 63-74 A
 1997* L 54-87 A
 1997* L 51-70 H
 1998* L 64-81 A
 1998* L 63-88 H
 1999* L 44-69 H
 1999* L 55-79 A
 2000* L 36-69 H
 2000* L 68-76 A
 2001* L 36-62 H
 2001* L 50-63 A
 2001# L 59-84 N
 2002* L 49-69 A
 2002* L 64-73 H
 2003* W 67-53 H
 2003* W 67-43 A
 2004* L 48-60 A
 2004* W 68-45 H
 2005* W 74-50 H
 2005* W 70-60 A
 2006* W 56-42 H
 2006* W 68-58 A
 2007* W 85-49 H
 2007* W 78-68 A
 2008* W 74-50 H
 2008* W 79-63 A
 2008# W 81-64 N
 2009* W 91-63 A
 2009* W 84-56 H
 2010* W 87-52 H
 2010* W 88-75 A
 2011* W 106-77 A
 2011* W 106-66 H
 2011! W 72-46 N
 2012 L 63-66 H
 2012* W 75-70 A
 2012! W 83-78 N
 2013* L 51-54 A
 2013* W 69-54 H

2014* L 78-79 (ot) A
 2014* W 75-65 H
 2014! W 68-60 N
 2015* W 52-42 A
 2015* W 80-72 H
 2016* L 68-69 H
 2016* L 47-66 A
 2017* W 79-75 A
 2017* W 59-58 H
 2017! W 85-75 N
 2018* W 73-65 A
 2018* L 56-72 H
 2019* W 74-62 H
 2019* W 66-52 A
 2019! W 78-77 2OT N
 2020* W 74-49 H
 2020* L 60-70 A
 2021* W 69-37 H
 2021* W 79-52 A

* West Coast Conference Game
 + WCC Tournament (Santa Clara, CA)

WCC Tournament (San Diego, CA)

! WCC Tournament (Las Vegas, NV)

Home: 24-10

Away: 16-18

Neutral: 7-1

Current GU Streak - Won 2

St. Martins College (10-2)

1982 L 64-68 H
 1983 L 51-68 A
 1983 W 85-74 H
 1984 W 55-51 A
 1984 W 69-49 H
 1984* W 84-46 H
 1985 W 95-55 H
 1985 W 80-60 A
 1986 W 79-47 A
 1986 W 72-31 H
 1989 W 102-46 H
 2002 W 79-51 H

Home: 5-1

Away: 5-1

Neutral: 02

Current GU Streak - Won 10

San Diego (49-23)

1987 W 64-60 A
 1988* W 69-67 A
 1988* W 77-59 H
 1989* W 69-65 (ot) H
 1989* L 46-51 A
 1990* L 54-62 H
 1990* L 56-76 A
 1991* L 61-65 H
 1991* L 72-77 A
 1992* W 66-65 A
 1992* L 56-70 H
 1993* W 55-53 H
 1993* L 62-87 A
 1994* L 69-91 A
 1994* W 73-62 H
 1995* W 77-64 (ot) H
 1995* L 71-72 A
 1996* L 55-78 A
 1996* W 68-57 H

2021-22 GONZAGA WOMEN'S BASKETBALL RECORD BOOK

1997 *	W	54-47	H
1997 *	L	56-60	A
1998 *	L	62-68	A
1998 *	L	50-57	H
1999 *	W	64-48	H
1999 *	L	54-72	A
2000 *	L	57-60	H
2000 *	L	64-77	A
2001 *	L	55-81	A
2001 *	L	80-84	H
2002 *	W	75-65 (ot)	A
2002 *	L	48-63	H
2003 *	W	67-58	A
2003 *	W	86-72	H
2004 *	W	61-58	H
2004 *	W	55-53	A
2005 *	W	67-44	H
2005 *	W	74-59	A
2006 *	W	81-66	H
2006 *	W	58-51	A
2007 *	W	87-82	A
2007 *	W	71-58	H
2008 *	W	83-76	A
2008 *	W	76-60	H
2008 #	L	66-70	A
2009 *	W	109-73	A
2009 *	W	77-67	H
2009!	W	66-55	N
2010 *	W	75-46	H
2010 *	W	75-61	A
2011 *	W	70-49	A
2011 *	W	80-58	H
2012 *	W	55-44	A
2012 *	W	69-58	H
2013 *	W	77-57	H
2013 *	W	62-50	A
2013!	W	62-50	N
2014 *	W	79-50	H
2014 *	W	66-48	A
2015 *	W	67-49	H
2015 *	L	62-75	A
2016 *	L	54-63	A
2016 *	L	57-58	H
2017 *	W	57-55	A
2017 *	W	62-57	H
2018 *	W	63-44	A
2018 *	W	58-54	H
2018!	W	79-71	N
2019 *	W	86-61	A
2019 *	W	71-44	H
2020 *	W	57-42	A
2020 *	W	57-46	H
2021 *	W	69-47	A

* West Coast Conference Game
 # WCC Tournament (San Diego, CA)
 ! WCC Tournament (Las Vegas, NV)
 Home: 25-8
 Away: 20-15
 Neutral: 3-0
 Current GU Streak - Won 9

San Diego State University (0-3)

1992 *	L	54-69	N
1994	L	69-91	A
1996	L	59-78	H

* Titan Classic (Fullerton, CA)
 Home: 0-1
 Away: 0-1

Neutral: 0-1
 Current GU Streak - Lost 3

San Francisco (48-26)

1988 *	W	57-36	H
1988 *	L	47-62	A
1989 *	W	64-50	H
1989 *	W	51-46	A
1990 *	L	55-56	A
1990 *	W	70-65	H
1991 *	L	72-83	H
1991 *	W	66-56	A
1992 *	W	66-59	H
1992 *	L	43-68	A
1993 *	L	58-80	A
1993 *	W	88-69	H
1994 *	L	63-73	A
1994 *	W	83-68	H
1995 *	L	77-83 (ot)	H
1995 *	L	77-93	A
1996 *	L	54-76	A
1996 *	L	46-52	H
1997 *	L	41-54	H
1997 *	L	47-76	A
1997 +	L	49-86	N
1998 *	L	57-75	A
1998 *	L	53-56	H
1999 *	W	63-59	H
1999 *	L	70-88	A
2000 *	W	76-71	A
2000 *	L	70-76	H
2001 *	L	52-72	H
2001 *	L	60-88	A
2002 *	L	58-73	A
2002 *	L	67-72	H
2003 *	W	59-47	H
2003 *	L	57-59	A
2004 *	W	72-61 (ot)	A
2004 *	L	53-59	H
2005 *	W	81-62	H
2005 *	W	70-62	A
2006 *	W	54-42	H
2006 *	W	71-53	A
2006 +	L	67-75	H
2007 *	W	58-53	A
2007 *	W	57-37	H
2007 @	W	59-38	N
2008 *	W	74-70	A
2008 *	W	90-42	H
2009 *	W	63-42	A
2009 *	W	71-35	H
2010 *	W	93-53	H
2010 *	W	83-35	A
2011 *	W	97-60	H
2011 *	W	103-59	A
2012 *	W	87-52	H
2012 *	W	79-59	A
2013 *	W	80-46	A
2013 *	W	101-65	H
2014 *	W	68-40	A
2014 *	W	101-66	H
2014!	W	81-68	N
2015 *	W	75-64	A
2015 *	W	91-84 (4OT)	H
2016 *	W	68-47	H
2016 *	L	52-71	A
2017 *	W	61-46	H
2017 *	L	72-77	A

2017!	W	77-46	N
2018 *	W	74-47	H
2018 *	W	81-57	A
2018!	W	65-53	N
2019 *	W	78-51	H
2019*	W	64-44	A
2020*	W	69-46	A
2020*	W	56-38	H
2021*	W	76-52	A
2021 *	W	79-66	H

* West Coast Conference Game
 + WCC Tournament (Spokane, WA)
 @ WCC Tournament (Portland, OR)
 ! WCC Tournament (Las Vegas, NV)
 Home: 25-10
 Away: 19-15
 Neutral: 4-1
 Current GU Streak - Won 9

San Jose State University (3-1)

2000	W	82-65	A
2003	W	65-54	H
2006	L	61-69	A
2006	W	68-53	H

Home: 2-0
 Away: 1-1
 Neutral: 0-1
 Current GU Streak - Won 1

Santa Clara University (45-29)

1988 *	W	59-45	H
1988 *	W	63-56	A
1989 *	W	72-46	H
1989 *	W	55-51	A
1990 *	W	59-45	H
1990 *	L	56-61	A
1991 *	L	60-65	H
1991 *	L	60-78	A
1992 *	L	61-83	A
1992 *	L	50-63	H
1993 *	W	71-68	H
1993 *	L	59-72	A
1994 *	W	79-73	H
1994 *	L	68-78	A
1995 *	L	68-81	A
1995 *	L	62-71	H
1996 *	L	69-79	H
1996 *	L	75-87	A
1997 *	L	40-84	A
1997 *	L	44-84	A
1998 *	L	58-98	A
1998 *	W	72-71	H
1999 *	L	57-79	H
1999 *	L	64-79	A
1999 +	L	42-69	A
2000 *	L	66-98	A
2000 *	L	71-84	H
2001 *	L	48-74	A
2001 *	L	54-70	H
2002 *	L	69-99	A
2002 *	L	75-81	H
2003 *	L	41-65	A
2003 *	W	69-53	H
2003 #	L	59-60 (ot)	N
2004 *	W	77-69	H
2004 *	W	80-67	A
2005 *	W	85-50	H

2021-22 GONZAGA WOMEN'S BASKETBALL RECORD BOOK

2005 *	W	66-61	A
2005 +	L	66-77	A
2006 *	W	70-60	H
2006 *	L	52-74	A
2007 *	W	78-73 (ot)	H
2007 *	W	79-68	A
2008 *	W	88-52	H
2008 *	W	80-71	A
2009 *	W	65-47	A
2009 *	W	92-63	H
2010 *	W	81-43	H
2010 *	W	83-52	A
2010 !	W	87-47	N
2011 *	W	89-53	H
2011 *	W	93-65	A
2012 *	W	81-68	A
2012 *	W	87-55	H
2013 *	W	79-50	H
2013 *	W	70-55	A
2014 *	W	67-61	A
2014 *	W	89-37	H
2015 *	W	78-70	A
2015 *	W	76-49	H
2016 *	W	53-44	H
2016 *	L	64-71	A
2016 !	L	58-59	N
2017 *	W	51-39	H
2017 *	W	50-49	A
2018 *	W	63-51	A
2018 *	W	71-44	H
2019 *	W	78-61	H
2019 *	W	74-61	A
2020 *	W	67-52	A
2020 *	W	53-46	H
2021 *	W	71-52	A
2021 *	W	67-50	H
2021 !	W	72-63	N

* *West Coast Conference Game*
 + *WCC Tournament (Santa Clara, CA)*
 # *WCC Tournament (San Diego, CA)*
 ! *WCC Tournament (Las Vegas, NV)*
 Home: 25-8
 Away: 18-21
 Neutral: 2-0
 Current GU Streak - Won 11

Seattle Pacific University (7-1)

1981	L	67-70	A
1981	W	65-59	H
1982	W	71-58	A
1984	W	79-70	A
1985	W	102-71	A
1985	W	111-84	H
1986	W	85-72	H
1986	W	80-62	A

Home: 3-0
 Away: 4-1
 Neutral: 0-0
 Current GU Streak - Won 7

Seattle University (10-4)

1981	L	72-83	A
1982	L	66-70	A
1982	L	57-66	H
1983	L	53-61	A
1983	W	68-57	H
1984	W	64-60	A
1984	W	86-67	H
1985	W	67-56	A
1985	W	110-68	H
1985 *	W	76-64	H

1986	W	64-50	H
1986	W	63-49	A
2004	W	76-40	H
2011 #	W	91-64	A

* *NAIA District I Playoffs (Spokane, WA)*
 # *Holiday Hoops Classic (Seattle, WA)*
 Home: 6-1
 Away: 4-3
 Neutral: 0-0
 Current GU Streak - Won 10

Simon Fraser University (5-4)

1983 *	L	55-58	N
1983	L	60-65	
1983	W	68-54	
1984	W	76-51	
1984	W	87-56	
1985	W	84-46	A
1985	W	81-64	H
1986	L	52-66	A
1986	L	43-61	H

* *Big Sky Classic (Helena, MT)*
 Current GU Streak - Lost 2

South Dakota (1-0)

2021	W	54-50	N
------	---	-------	---

Home: 0-0
 Away: 0-0
 Neutral: 1-0
 Current GU Streak - Won 1

South Dakota State University (0-3)

2009	L	64-78	H
2010	L	71-75 (ot)	A
2021	L	72-75 (ot)	A

Home: 0-1
 Away: 0-2
 Neutral: 0-0
 Current GU Streak - Lost 3

USC (2-3)

2010	W	70-58	H
2011	L	73-79	A
2012	L	51-58	H
2013	W	63-52	A
2016 #	L	56-60	H

Hall of Fame Challenge (Spokane, WA)
 Home: 1-2
 Away: 1-1
 Neutral: 0-1
 Current GU Streak - Lost 1

South Carolina (0-1)

2021	L	72-79	N
------	---	-------	---

Home: 0-0
 Away: 0-0
 Neutral: 0-1
 Current GU Streak - Lost 1

Southern Utah University (2-1)

1989 *	L	57-66	N
2011	W	102-61	H
2015	W	70-51	H

* *BSU Tournament (Boise, ID)*
 Home: 2-0
 Away: 0-0
 Neutral: 0-1
 Current GU Streak - Won 2

Stanford University (2-9)

2010	L	74-105	A
------	---	--------	---

2011	L	78-84	H
2011 *	L	60-83	N
2012	L	61-76	A
2013	L	41-69	H
2014	L	45-73	A
2016	L	48-65	H
2017	W	68-63	A
2018 #	L	68-82	A
2019	W	79-73	H
2020	L	70-76	A

* *NCAA Tournament Regional Final (Spokane)*
 # *NCAA First Round (Stanford, CA)*
 Home: 1-3
 Away: 1-5
 Neutral: 0-1
 Current GU Streak: Lost 1

Tennessee (0-4)

2006 *	L	65-79	N
2008	L	73-96	A
2009	L	58-77	H
2015 !	L	69-73 (ot)	N

* *Paradise Jam (St. Thomas - U.S. Virgin Islands)*
 ! *NCAA Regional Semifinals (Spokane, WA)*
 Current GU Streak: Lost 4

Chattanooga (0-1)

2001 *	L	60-72	N
--------	---	-------	---

* *Pacific Bell Classic (San Diego, CA)*
 Home: 0-0
 Away: 0-0
 Neutral: 0-1
 Current GU Streak - Lost 1

Tennessee-Martin (2-0)

2014 *	W	91-54	H
2020	W	78-55	H

* *Preseason WNIT (Spokane, WA)*
 Home: 2-0
 Away: 0-0
 Neutral: 0-0
 Current GU Streak - Won 2

Texas A&M University (1-1)

2010 *	L	76-80	N
2010 ^	W	72-71	N

* *Las Vegas Holiday Hoops Classic (Las Vegas, NV)*
 ^ *NCAA Second Round (Seattle, WA)*
 Home: 0-0
 Away: 0-0
 Neutral: 1-1
 Current GU Streak - Won 1

TCU (1-0)

1990 *	W	72-65	N
--------	---	-------	---

* *Mark IV Classic (Moscow, ID)*
 Home: 0-0
 Away: 0-0
 Neutral: 1-0
 Current GU Streak - Won 1

Texas Pan American (1-0)

2003	W	71-55	H
------	---	-------	---

Home: 1-0
 Away: 0-0
 Neutral: 0-0
 Current GU Streak - Won 1

Texas Southern University (2-0)

2000 *	W	68-51	N
--------	---	-------	---

2021-22 GONZAGA WOMEN'S BASKETBALL RECORD BOOK

2020 W 80-45 H

* *Lobo Classic (Albuquerque, NM)*

Home: 1-0

Away: 0-0

Neutral: 1-0

Current GU Streak - Won 2

UALR

2019 @ W 74-52 N

@ *NCAA Tournament - First Round (Corvallis, Ore.)*

Home: 0-0

Away: 0-0

Neutral: 1-0

Current GU Streak - Won 1

U.S. International University (0-1)

1985 L 83-89 A

Home: 0-0

Away: 0-1

Neutral: 0-0

Current GU Streak - Lost 1

UNLV (1-1)

2018 L 50-52 H

2019 W 70-59 A

Home: 0-1

Away: 1-0

Neutral: 0-0

Current GU Streak - Won 1

Utah (3-5)

1996 L 59-89 H

1997 L 60-90 A

2004 L 64-88 A

2005 W 66-60 H

2006 L 54-81 A

2007 W 57-45 H

2009 ! W 60-55 N

2016 # L 77-92 H

! *WBCA Classic (Milwaukee, WI)*

WNIT Second Round (Spokane, WA)

Home: 2-2

Away: 0-3

Neutral: 1-0

Current GU Streak - Lost 1

Utah Valley University (2-2)

2005 W 87-41 H

2006 L 51-60 A

2008 L 73-94 A

2009 W 95-79 H

Home: 2-0

Away: 0-2

Neutral: 0-0

Current GU Streak - Won 1

Virginia (1-0)

2009 ! W 69-62 N

! *WBCA Classic (Milwaukee, WI)*

Home: 0-0

Away: 0-0

Neutral: 1-0

Current GU Streak - Won 1

Warner Pacific College (2-0)

1985 W 117-58 A

1990 W 88-54 H

Home: 1-0

Away: 1-0

Neutral: 0-0

Current GU Streak - Won 2

Washington (3-17)

1984 L 59-79 A

1986 * L 57-72 H

1987 L 59-94 A

1988 L 42-65 H

1989 L 49-69 A

1990 L 45-70 H

1991 L 32-91 A

1992 L 67-73 (ot) H

1993 L 64-94 A

1994 L 40-63 H

1995 L 59-88 A

1996 L 55-71 H

1997 L 45-74 A

1998 L 67-77 H

1999 L 57-92 A

2004 # L 56-70 A

2007 L 61-75 A

2008 W 91-72 H

2009 W 64-59 A

2010 W 81-52 H

* *Bulldog Invitational (Spokane, WA)*

Seattle Times Classic (Seattle, WA)

Home: 2-7

Away: 1-10

Neutral: 0-0

Current GU Streak - Won 3

Washington State University (11-18)

1984 L 61-74 A

1986 L 60-82 A

1987 * L 59-94 A

1987 L 58-68 H

1988 L 50-74 A

1989 + L 52-79 N

1991 ^ L 59-70 A

1992 # L 37-88 N

1993 W 71-69 H

1994 L 60-69 A

1995 L 65-74 H

1997 & L 55-85 N

1998 L 59-78 H

1999 L 70-75 A

2000 W 82-66 H

2001 L 56-74 A

2002 L 72-80 A

2003 W 77-57 H

2011 ! W 67-65 N

2011 W 93-75 H

2012 W 71-69 A

2013 L 51-57 H

2014 W 70-62 A

2015 L 58-59 H

2016 L 48-55 A

2017 W 79-61 H

2018 W 64-56 A

2019 W 76-53 H

2020 W 76-53 A

* *Dial Classic (Pullman, WA)*

+ *Wheatland Classic (Moscow, ID)*

^ *Wheatland Classic (Pullman, WA)*

Wheatland Classic (Cheney, WA)

& *Played at Spokane Arena*

! *Rainbow Wahine Showdown (Honolulu, HI)*

Home: 6-5

Away: 4-10

Neutral: 1-3

Current GU Streak - Won 4

Weber State University (2-4)

1987 L 62-71 A

1997 * L 67-73 N

1998 W 83-80 A

1999 W 71-61 H

2003 L 49-52 H

2004 L 54-72 A

* *Dial Classic (Pullman, WA)*

Home: 1-1

Away: 1-2

Neutral: 0-1

Current GU Streak - Lost 2

West Virginia (1-0)

2016 # W 62-57 H

Hall of Fame Challenge (Spokane, WA)

Home: 1-0

Away: 0-0

Neutral: 0-0

Current Streak - Won 1

Western Illinois (1-0)

2018 W 80-65 H

Home: 1-0

Away: 0-0

Neutral: 0-0

Current GU Streak - Won 1

Western Kentucky (1-0)

2019 ! W 76-55 N

! *Vancouver Showcase (Vancouver, B.C.)*

Home: 0-0

Away: 0-0

Neutral: 1-0

Current GU Streak - Won 1

Western Montana (3-0)

1981 W 73-57 H

1982 W 53-50 H

1985 W 68-62 H

Home: 3-0

Away: 0-0

Neutral: 0-0

Current GU Streak - Won 3

Western Washington University (6-11)

1981 L 50-69 H

1981 L 59-83 A

1982 L 37-83 A

1982 L 61-68 H

1983 L 59-68 H

1983 L 47-57 A

1984 L 62-68 A

1984 W 73-57 H

1984 * W 70-58 H

1985 L 66-77 A

1985 W 94-65 H

1985 * W 76-64 H

1986 L 49-66 A

1986 W 53-51 H

1986 * W 83-70 H

1986 # L 53-74 A

1986 # L 69-70 A

* *NAIA District I Playoffs (Spokane, WA)*

NAIA District I Playoffs (Bellingham, WA)

Home: 6-3

Away: 0-8

Neutral: 0-0

Current GU Streak - Lost 2

Whitman College (2-0)

2021-22 GONZAGA WOMEN'S BASKETBALL RECORD BOOK

1985	W	113-75	A	<i>! NCAA Regional Semifinals (Sacramento, CA)</i>
2011	W	114-40	H	Home: 0-0
Home: 1-0				Away: 0-0
Away: 1-0				Neutral: 1-1
Neutral: 0-0				Current GU Streak - Lost 1
Current GU Streak - Won 2				

Whitworth College (17-2)

1981	W	66-54	H	
1981	W	65-58	A	
1982	W	62-52	H	
1982	W	72-55	A	
1983	W	71-55	A	
1983	L	65-79	H	
1984	W	65-54	H	
1984	W	72-53	A	
1985	W	86-71	H	
1986	L	60-61	A	
1986	W	74-60	H	
1987	W	70-55	H	
1988	W	75-57	A	
1992	W	72-64 (ot)	H	
1993	W	95-66	H	
1994	W	72-55	H	
1995	W	67-54	H	
2002	W	65-54	H	
2003	W	83-36	H	
Current GU Streak - Won 9				
Home: 12-1				
Away: 5-1				
Neutral: 0-0				

Winthrop University (2-0)

2013 *	W	80-66	N	
2017 !	W	71-41	N	
<i>* Hardwood Tournament of Hope (Puerta Vallarta, Mexico)</i>				
<i>! Paradise Jam (St. Thomas, U.S. Virgin Islands)</i>				
Home: 0-0				
Away: 0-0				
Neutral: 2-0				
Current GU Streak - Won 2				

Wisconsin (2-1)

1991 *	L	77-80	N	
2013	W	62-53	H	
2014	W	70-55	A	
Home: 1-0				
Away: 1-0				
Neutral: 0-1				
<i>* Coors Classic (Boulder, CO)</i>				
Current GU Streak - Won 2				

Wyoming (6-1)

1990 *	L	60-69	N	
2009	W	68-58	A	
2009	W	67-39	H	
2015	W	70-56	A	
2016	W	61-57 (ot)	H	
2020	W	65-54	A	
2021	W	89-50	A	
Home: 2-0				
Away: 4-0				
Neutral: 0-1				
<i>* Mark IV Classic (Moscow, ID)</i>				
Current GU Streak - Won 6				

Xavier University (1-1)

2009 #	W	74-59	N	
2010 !	L	56-74	N	
<i># NCAA First Round (Seattle, WA)</i>				

Yale University (1-0)

2004 #	W	69-48	N	
<i># Seattle Times Classic (Seattle, WA)</i>				
Home: 0-0				
Away: 0-0				
Neutral: 1-0				
Current GU Streak - Won 1				
<i>Year indicated on series year-by-year results is ending year of season in which the contest was played.</i>				
<i>(i.e. 1999-2000 games are listed as 2000)</i>				

YEAR-BY-YEAR RESULTS

1986-87 (11-16, Ind.)
Coach Mike Petersen

Date	Opponent	W/L	Score
11/28	at Portland State	L	75-84
12/5	% Portland State	W	60-52
12/6	% Washington State	L	63-75
12/12	# CONCORDIA (Ore)	W	74-56
12/13	# OREGON	L	67-83
12/20	HAWAII	L	62-66
12/22	at Washington	L	59-94
12/30	at Idaho	L	49-51
1/5	at San Diego	W	64-60
1/7	at California Lutheran	W	93-45
1/8	MONTANA STATE	W	63-59
1/10	MONTANA	L	43-61
1/13	WHITWORTH	W	61-43
1/23	C. WASHINGTON	W	74-49
1/29	BOISE STATE	W	61-51
2/4	WASHINGTON ST	L	58-68
2/7	at Montana State	L	47-65
2/8	at Montana	L	54-69
2/10	at Eastern Washington	L	56-89
2/13	PORTLAND STATE	L	65-67
2/14	PORTLAND	W	72-62
2/20	WEBER STATE	W	62-51
2/21	IDAHO STATE	L	62-64
2/25	at Portland	L	66-70
2/27	^ New Orleans	L	55-67
2/28	^ Miami, Fla	L	52-79
2/29	^ Radford	W	70-67

% Dial Classic (Pullman, WA)

Bulldog Invitational (Spokane)

^ Northern Lights Invitational (Anchorage, AK)

1987-88 (18-9 / 11-3 (1st) in WCC)
Coach Mike Petersen

Date	Opponent	W/L	Score
11/27	at Oregon	L	55-70
12/1	CENTRAL WASHINGTON	W	70-60
12/4	# Eastern Washington	L	61-71
12/5	# Idaho	W	66-51
12/8	at Whitworth	W	75-57
12/12	LEWIS-CLARK STATE	W	68-57
12/19	at Northwest Nazarene	W	78-48
12/21	at Boise State	L	59-63
12/30	at Washington State	L	50-74
1/3	PORTLAND STATE	W	65-61
1/4	MONTANA	L	58-73
1/6	at Idaho	W	57-54
1/9	WASHINGTON	L	42-65
1/14	* SAN FRANCISCO	W	57-36
1/16	* SANTA CLARA	W	59-45
1/22	* at Pepperdine	W	60-59
1/23	* at Loyola Marymount	W	56-55
1/28	* LOYOLA MARYMOUNT	W	66-52
1/30	* PEPPERDINE	W	63-59
2/4	* at San Diego	W	69-67
2/6	* at Saint Mary's	L	63-79
2/11	* SAINT MARY'S	W	77-56
2/13	* SAN DIEGO	W	77-59
2/17	* PORTLAND	W	73-55
2/20	* at Portland	L	51-54

2/26	* at Santa Clara	W	63-56
2/27	* at San Francisco	L	47-62

* WCC Game

Wheatland Classic (Cheney, WA)

1988-89 (15-13 / 11-3 (2nd) in WCC)
Coach Mike Petersen

Date	Opponent	W/L	Score
11/20	# Southern Utah	L	57-66
11/21	# Portland State	W	59-57
11/30	CENTRAL WASHINGTON	W	69-72
12/1	+ MONTANA STATE	W	59-51
12/3	+ BOISE STATE	L	59-65
12/9	^ Washington State	L	52-79
12/10	^ Eastern Washington	L	40-45
12/17	ST. MARTINS	W	102-46
12/19	IDAHO	L	51-53
12/20	LEWIS-CLARK STATE	W	70-39
12/27	at Washington	L	49-69
12/31	at Montana State	L	47-50
1/2	at Montana	L	54-74
1/13	* SAN DIEGO	W	69-65 (ot)
1/14	* SAINT MARY'S	W	88-74
1/20	* at Loyola Marymount	L	62-67 (ot)
1/21	* at Pepperdine	W	71-50
1/25	* PORTLAND	W	55-48
1/28	* at Portland	W	56-45
2/3	* SANTA CLARA	W	72-46
2/4	* SAN FRANCISCO	W	64-50
2/10	* at San Francisco	W	51-46
2/11	* at Santa Clara	W	55-51
2/17	* PEPPERDINE	W	59-48
2/18	* LOYOLA MARYMOUNT	L	59-65
2/24	* at Saint Mary's	W	68-58
2/28	* at San Diego	L	46-51

* WCC Game

Boise State Tournament (Boise, ID)

+ Zip's Bulldog Invite (Spokane, WA)

^ Wheatland Classic (Cheney, WA)

1989-90 (10-17 / 5-9 (5th) in WCC)
Coach Julie Holt

Date	Opponent	W/L	Score
11/24	# Wyoming	L	60-69
11/25	# Texas Christian	W	72-65
11/28	CENTRAL WASHINGTON	W	73-57
12/5	WASHINGTON	L	45-70
12/8	+ IDAHO	L	51-61
12/9	+ EASTERN WASHINGTON	L	69-74
12/10	COLORADO	L	41-58
12/17	MONTANA	L	44-57
12/29	at Oregon	L	40-64
1/2	PORTLAND STATE	W	65-64
1/3	WARNER PACIFIC	W	88-54
1/12	* at Saint Mary's	L	64-83
1/13	* at San Francisco	L	55-56
1/15	at Boise State	L	48-79
1/18	* LOYOLA MARYMOUNT	L	66-70 (ot)
1/20	* PEPPERDINE	W	76-66
1/23	LEWIS-CLARK STATE	W	61-56
1/26	* at Pepperdine	W	83-76 (ot)

2021-22 GONZAGA WOMEN'S BASKETBALL RECORD BOOK

1/27	* at Loyola Marymount	L	56-63
2/1	* SANTA CLARA	W	59-45
2/3	* SAN DIEGO	L	54-62
2/8	* at San Diego	L	56-76
2/10	* at Santa Clara	L	56-61
2/14	* PORTLAND	W	83-52
2/17	* at Portland	L	65-76
2/22	* SAN FRANCISCO	W	70-65
2/24	* SAINT MARY'S	L	64-67

* WCC Game

Mark IV Classic (Moscow, ID)

+ Wheatland Classic (Spokane, WA)

1990-91 (13-15 / 7-7 (4th) in WCC)

Coach Julie Holt

Date	Opponent	W/L	Score
11/23	# Colorado	L	59-87
11/24	# Wisconsin	L	77-80
11/27	CENTRAL WASHINGTON	W	87-58
11/29	at Montana	L	46-96
11/30	at Montana State	L	48-65
12/2	OREGON	L	60-74
12/7	+ Eastern Washington	W	72-55
12/8	+ Washington State	L	59-70
12/15	IDAHO	W	71-67
12/17	EASTERN WASHINGTON	W	68-61
12/28	at Washington	L	32-91
1/3	at Portland State	L	62-79
1/6	at Boise State	W	49-47
1/11	* at Saint Mary's	L	78-92
1/12	* at San Francisco	L	72-83
1/16	* PORTLAND	W	89-58
1/19	* at Portland	W	75-62
1/24	* SANTA CLARA	L	60-65
1/26	* SAN DIEGO	L	61-65
1/31	* at San Diego	L	72-77
2/2	* at Santa Clara	L	60-78
2/4	at Eastern Washington	W	78-68
2/7	* LOYOLA MARYMOUNT	W	81-60
2/9	* PEPPERDINE	W	92-84 (2ot)
2/15	* at Pepperdine	L	54-78
2/16	* at Loyola Marymount	W	66-59
2/21	* SAN FRANCISCO	W	66-56
2/23	* SAINT MARY'S	W	73-61

* WCC Game

Coors Classic (Boulder, CO)

+ Wheatland Classic (Pullman, WA)

1991-92 (8-19 / 5-9 (6th) in WCC)

Coach Julie Holt

Date	Opponent	W/L	Score
11/22	+ Washington State	L	37-88
11/23	+ Idaho	L	42-69
11/29	# Cal-State Fullerton	L	57-80
11/30	# San Diego State	L	54-69
12/5	at Eastern Washington	W	73-71
12/7	CENTRAL WASHINGTON	W	97-60
12/9	WASHINGTON	L	67-73 (ot)
12/14	MONTANA	L	55-76
12/20	at Idaho	L	67-83
1/2	PORTLAND STATE	L	58-91

1/6	WHITWORTH	W	72-64 (ot)
1/8	BOISE STATE	L	80-84
1/11	MONTANA STATE	L	43-56
1/16	* PEPPERDINE	L	60-73
1/18	* LOYOLA MARYMOUNT	W	77-55
1/23	* at Santa Clara	L	61-83
1/25	* at San Diego	W	66-65
1/29	* PORTLAND	L	86-91
2/1	* at Portland	L	80-82
2/6	* SAINT MARY'S	W	73-65
2/8	* SAN FRANCISCO	W	66-59
2/14	* at San Francisco	L	43-68
2/15	* at Saint Mary's	L	53-79
2/20	* SAN DIEGO	L	56-70
2/22	* SANTA CLARA	L	50-63
2/28	* at Loyola Marymount	W	75-63
2/29	* at Pepperdine	L	59-97

* WCC Game

+ Wheatland Classic (Cheney, WA)

Titan Classic (Fullerton, CA)

1992-93 (11-15 / 6-8 (T4th) in WCC)

Coach Julie Holt

Date	Opponent	W/L	Score
12/1	CENTRAL WASHINGTON	W	67-43
12/4	# Missouri-Kansas City	L	53-67
12/5	# Nevada	W	66-63
12/8	WHITWORTH	W	95-66
12/10	WASHINGTON STATE	W	71-69
12/12	IDAHO	L	72-76
12/14	EASTERN WASHINGTON	W	69-54
12/19	at Montana State	L	71-80
12/20	at Montana	L	52-68
1/5	at Washington	L	64-94
1/9	at Boise State	L	69-75
1/11	at Eastern Washington	L	69-70
1/15	* at Pepperdine	L	72-93
1/16	* at Loyola Marymount	L	56-71
1/21	* SANTA CLARA	W	71-68
1/23	* SAN DIEGO	W	55-53
1/27	* PORTLAND	W	88-77
1/30	* at Portland	L	70-72
2/5	* at Saint Mary's	L	61-76
2/6	* at San Francisco	L	58-80
2/11	* SAN FRANCISCO	W	88-69
2/13	* SAINT MARY'S	W	87-71
2/18	* at San Diego	L	62-87
2/20	* at Santa Clara	L	59-72
2/25	* LOYOLA MARYMOUNT	W	65-59
2/27	* PEPPERDINE	L	67-70

* WCC Game

Thanksgiving Classic (Moscow, ID)

1993-94 (21-10 / 10-4 (2nd) in WCC)

Coach Julie Holt

Date	Opponent	W/L	Score
11/28	at Idaho	W	88-62
12/1	WHITWORTH	W	72-55
12/7	LEWIS-CLARK STATE	W	85-81
12/10	EASTERN WASHINGTON	W	66-61
12/11	at Washington State	L	60-69

2021-22 GONZAGA WOMEN'S BASKETBALL RECORD BOOK

12/18	at Washington	L	40-63
12/29	# Brigham Young	W	75-67
12/30	# Mississippi	W	66-62
1/4	MONTANA STATE	W	62-44
1/6	MONTANA	W	70-62
1/10	at Eastern Washington	W	68-58
1/11	at San Diego State	L	54-69
1/13	* at San Diego	L	69-91
1/15	* at San Francisco	L	63-73
1/20	* SANTA CLARA	W	79-73
1/22	* SAINT MARY'S	W	80-52
1/28	* at Saint Mary's	W	54-53
1/29	* at Santa Clara	L	68-78
2/3	* LOYOLA MARYMOUNT	W	73-53
2/5	* PEPPERDINE	W	70-62
2/11	* at Pepperdine	W	70-69
2/12	* at Loyola Marymount	L	62-66
2/16	* PORTLAND	W	84-67
2/19	* at Portland	W	74-64
2/24	* SAN FRANCISCO	W	83-68
2/26	* SAN DIEGO	W	73-62
3/10	+ Saint Mary's	W	84-66
3/11	+ Portland	L	65-73
3/24	^ Pittsburgh	L	77-89
3/25	^ New Mexico State	L	63-83
3/26	^ Northeast Louisiana	W	105-69

* WCC Game

+ WCC Tournament (Santa Clara, CA)

BYU Holiday Classic (Provo, UT)

^ WNIT (Amarillo, TX)

1994-95 (9-17 / 4-10 (T6th) in WCC)

Coach Kellee Barney

Date	Opponent	W/L	Score
11/28	at Eastern Washington	W	70-58
12/2	# Memphis	W	80-78
12/3	# Oregon State	L	61-76
12/6	BOISE STATE	L	71-76
12/8	IDAHO	W	72-58
12/10	WASHINGTON STATE	L	65-74
12/17	WHITWORTH	W	67-54
12/21	at Washington	L	59-88
1/3	at Montana State	L	67-69
1/4	at Montana	L	42-72
1/7	EASTERN WASHINGTON	W	71-62
1/12	* SAN DIEGO	W	77-64 (ot)
1/14	* SAN FRANCISCO	L	77-83 (ot)
1/20	* at Santa Clara	L	68-81
1/21	* at Saint Mary's	L	47-58
1/26	* SAINT MARY'S	W	82-75 (ot)
1/28	* SANTA CLARA	L	62-71
2/3	* at Loyola Marymount	L	68-86
2/4	* at Pepperdine	L	80-85
2/9	* PEPPERDINE	W	63-62
2/11	* LOYOLA MARYMOUNT	W	80-66
2/15	* PORTLAND	L	48-60
2/18	* at Portland	L	67-89
2/23	* at San Francisco	L	77-93
2/25	* at San Diego	L	71-72
3/2	+ Portland	L	73-79

* WCC Game

+ WCC Tournament

Gazette Times Classic (Corvallis, OR)

1995-96 (4-23 / 2-12 (8th) in WCC)

Coach Kellee Barney

Date	Opponent	W/L	Score
11/24	# Nebraska	L	40-87
11/25	# James Madison	L	66-72
11/28	at Idaho	W	62-58
11/30	at Eastern Washington	L	50-60
12/6	WASHINGTON	L	55-71
12/8	UTAH	L	59-89
12/11	MONTANA	L	56-57
12/18	SAN DIEGO STATE	L	59-78
12/28	IDAHO STATE	L	63-67
12/31	at Boise State	L	82-86
1/2	at Oregon	L	45-83
1/6	EASTERN WASHINGTON	W	73-62
1/11	* SANTA CLARA	L	69-79
1/13	* SAINT MARY'S	W	88-78
1/18	* at San Diego	L	55-78
1/20	* at San Francisco	L	54-76
1/24	* PORTLAND	L	61-82
1/27	* at Portland	L	56-96
2/1	* LOYOLA MARYMOUNT	L	63-71
2/3	* PEPPERDINE	L	69-81
2/9	* at Pepperdine	L	60-89
2/10	* at Loyola Marymount	L	57-72
2/15	* SAN FRANCISCO	L	46-52
2/17	* SAN DIEGO	W	68-57
2/23	* at Saint Mary's	L	63-74
2/24	* at Santa Clara	L	75-87
2/29	+ Portland	L	60-77

* WCC Game

+ WCC Tournament (Santa Clara, CA)

Cablevision Classic (Lincoln, NE)

1996-97 (4-23 / 2-12 (7th) in WCC)

Coach Kellee Barney

Date	Opponent	W/L	Score
11/22	# Idaho State	W	58-56
11/23	# Navy	L	55-58
11/26	at Eastern Washington	L	69-83
11/30	^ Washington State	L	55-85
12/3	at Montana	L	66-81
12/6	& Weber State	L	67-73
12/7	& Fresno State	L	53-73
12/10	at Washington	L	45-74
12/14	OREGON	L	33-52
12/28	at Utah	L	60-90
1/2	IDAHO	W	57-55
1/4	BOISE STATE	L	45-76
1/10	* at Santa Clara	L	40-84
1/11	* at Saint Mary's	L	54-87
1/16	* SAN DIEGO	W	54-47
1/18	* SAN FRANCISCO	L	41-54
1/24	* at Loyola Marymount	L	62-66 (ot)
1/25	* at Pepperdine	L	41-86
1/30	* PEPPERDINE	L	56-72
2/1	* LOYOLA MARYMOUNT	W	79-74
2/5	* PORTLAND	L	63-77

2021-22 GONZAGA WOMEN'S BASKETBALL RECORD BOOK

2/8	* at Portland	L	67-88
2/13	* at San Francisco	L	47-76
2/15	* at San Diego	L	56-60
2/20	* SAINT MARY'S	L	51-70
2/22	* SANTA CLARA	L	44-84
2/27	+ San Francisco	L	49-86

* WCC Game

+ WCC Tournament (Los Angeles, CA)

Gate City Shootout (Pocatello, ID)

^ Played at Spokane Arena (Spokane, WA)

& Dial Classic (Pullman, WA)

1997-98 (11-16 / 3-11 (7th) in WCC)

Coach Kellee Barney

Date	Opponent	W/L	Score
11/20	EASTERN WASHINGTON	W	87-46
11/26	at Eastern Washington	W	73-57
11/28	WASHINGTON STATE	L	59-78
12/2	MONTANA STATE	L	68-73
12/6	at Cal Poly	W	83-73
12/9	WASHINGTON	L	67-77
12/13	CONCORDIA (Ore)	W	96-57
12/15	MONTANA	W	68-65
12/19	at Idaho	W	75-73
12/29	at Weber State	W	83-80
1/2	WESTERN BAPTIST	W	89-47
1/6	at Boise State	L	65-75
1/8	* LOYOLA MARYMOUNT	W	71-59
1/10	* PEPPERDINE	L	81-84
1/15	* at San Diego	L	62-68
1/17	* at Saint Mary's	L	64-81
1/22	* SAINT MARY'S	L	63-88
1/24	* SAN DIEGO	L	50-57
1/30	* at San Francisco	L	57-75
1/31	* at Santa Clara	L	58-98
2/5	* SANTA CLARA	W	72-71
2/7	* SAN FRANCISCO	L	53-56
2/11	* PORTLAND	L	50-79
2/14	* at Portland	L	57-71
2/20	* at Pepperdine	L	59-79
2/21	* at Loyola Marymount	W	72-62
2/26	+ Pepperdine	L	56-75

* WCC Game

+ WCC Tournament (Santa Clara, CA)

1998-99 (8-19 / 4-10 (T6th) in WCC)

Coach Kellee Barney

Date	Opponent	W/L	Score
11/13	at Montana State	L	49-58
11/16	at Montana	L	63-79
11/20	EASTERN WASHINGTON	W	59-57
11/24	at Washington	L	57-92
11/29	BOISE STATE	L	49-68
12/5	# Arizona State	L	52-96
12/6	# Pacific	W	65-64
12/12	WEBER STATE	W	71-61
12/18	at Washington State	L	70-75
12/20	at Eastern Washington	L	63-65
12/30	CAL POLY	L	55-60
1/2	IDAHO	W	87-81
1/8	* at Loyola Marymount	L	57-64

1/9	* at Pepperdine	L	49-75
1/13	* PORTLAND	W	77-65
1/16	* at Portland	L	59-75
1/21	* SAN FRANCISCO	W	63-59
1/23	* SANTA CLARA	L	57-79
1/29	* at Santa Clara	L	64-79
1/30	* at San Francisco	L	70-88
2/4	* SAN DIEGO	W	64-48
2/6	* SAINT MARY'S	L	44-69
2/11	* at Saint Mary's	L	55-79
2/13	* at San Diego	L	54-72
2/18	* PEPPERDINE	L	64-77
2/20	* LOYOLA MARYMOUNT	W	69-57
2/25	+ Santa Clara	L	42-69

* WCC Game

+ WCC Tournament (Santa Clara, CA)

Wells Fargo Classic (Tempe, AZ)

1999-2000 (9-19 / 2-12 (8th) in WCC)

Coach Kellee Barney

Date	Opponent	W/L	Score
11/21	at San Jose State	W	82-65
11/23	at Pacific	L	70-84
11/26	at Brigham Young	L	58-77
11/30	at Eastern Washington	W	61-44
12/3	# American	L	64-65 (ot)
12/4	# Texas Southern	W	74-52
12/8	WASHINGTON STATE	W	82-66
12/12	MONTANA	W	43-41
12/17	EASTERN WASHINGTON	W	58-57
12/21	CAL POLY	W	70-48
12/30	UC-SANTA BARBARA	L	58-76
1/5	at Boise State	L	56-69
1/8	at Idaho	L	67-73
1/14	* at San Francisco	W	76-71
1/15	* at Santa Clara	L	66-98
1/20	* SAINT MARY'S	L	36-69
1/22	* SAN DIEGO	L	57-60
1/26	* PORTLAND	W	71-53
1/29	* at Portland	L	62-64
2/4	* at Pepperdine	L	67-89
2/5	* at Loyola Marymount	L	73-94
2/10	* LOYOLA MARYMOUNT	L	59-74
2/12	* PEPPERDINE	L	68-74
2/17	* at San Diego	L	64-77
2/19	* at Saint Mary's	L	68-76
2/24	* SANTA CLARA	L	71-84
2/26	* SAN FRANCISCO	L	70-76
3/2	+ Pepperdine	L	71-82

* WCC Game

+ WCC Tournament (Santa Clara, CA)

SW Airlines Lobo Classic (Albuquerque, NM)

2000-01 (5-23 / 0-14 (8th) in WCC)

Coach Kelly Graves

Date	Opponent	W/L	Score
11/18	BOISE STATE	W	72-60
11/22	at Cal Poly	L	51-60
11/24	# Tennessee-Chattanooga	L	60-72
11/25	# Illinois State	W	64-55
11/29	EASTERN WASHINGTON	L	57-59

2021-22 GONZAGA WOMEN'S BASKETBALL RECORD BOOK

12/2	BRIGHAM YOUNG	L	57-74
12/5	MONTANA STATE	L	47-61
12/7	UC RIVERSIDE	W	73-67
12/17	at Washington State	L	56-74
12/20	at Montana	W	74-73
12/22	at Montana State	L	47-68
12/30	at Sacramento State	L	58-71
1/2	& COLGATE	W	67-56
1/11	* SAN FRANCISCO	L	52-72
1/13	* SAINT MARY'S	L	36-62
1/18	* PORTLAND	L	53-54
1/21	* at Portland	L	40-52
1/25	* at San Diego	L	55-81
1/27	* at Santa Clara	L	48-74
2/1	* PEPPERDINE	L	56-61
2/3	* LOYOLA MARYMOUNT	L	58-62
2/9	* at Saint Mary's	L	50-63
2/10	* at San Francisco	L	60-88
2/16	* at Loyola Marymount	L	37-60
2/17	* at Pepperdine	L	55-78
2/22	* SANTA CLARA	L	54-70
2/24	* SAN DIEGO	L	80-84
3/1	+ Saint Mary's	L	59-84

* WCC Game

+ WCC Tournament (San Diego, CA)

Pacific Bell Classic (San Diego, CA)

& Played at Spokane Arena

2001-02 (11-18 / 2-12 (8th) in WCC)
Coach Kelly Graves

Date	Opponent	W/L	Score
11/16	# New Mexico State	L	71-78
11/17	# at Idaho State	W	83-68
11/20	& at Alaska Anchorage	W	98-45
11/21	& Iowa	L	73-90
11/24	PACIFIC	L	85-86 (ot)
11/29	at Washington State	L	72-80
12/1	SAINT MARTIN'S	W	79-51
12/4	at Eastern Washington	W	69-64
12/6	WHITWORTH	W	65-54
12/8	CAL STATE FULLERTON	W	89-48
12/14	at Boise State	L	59-71
12/31	at UC Riverside	W	75-64
1/2	at Sacramento State	W	89-55
1/5	MONTANA	W	57-50
1/10	* at Santa Clara	L	69-99
1/12	* at San Diego	W	75-65 (ot)
1/17	* PEPPERDINE	L	69-77
1/19	* LOYOLA MARYMOUNT	L	74-76 (ot)
1/25	* at San Francisco	L	58-73
1/26	* at Saint Mary's	L	49-69
1/31	* PORTLAND	L	59-62
2/3	* at Portland	W	71-65
2/7	* SAN DIEGO	L	48-63
2/9	* SANTA CLARA	L	75-81
2/15	* at Loyola Marymount	L	49-63
2/16	* at Pepperdine	L	66-73
2/21	* SAINT MARY'S	L	64-73
2/23	* SAN FRANCISCO	L	67-72
2/28	+ Pepperdine	L	64-68

* WCC Game

+ WCC Tournament (San Diego, CA)

American Dream Classic (Pocatello, ID)
& Great Alaska Shootout (Anchorage, AK)

2002-03 (18-12 / 9-5 (T2nd) in WCC)
Coach Kelly Graves

Date	Opponent	W/L	Score
11/22	at Oregon	L	72-83
11/25	MONTANA STATE NORTHERN	W	76-51
11/29	# at Hawai'i	L	61-71
11/30	# Denver	L	43-62
12/1	# Fordham	L	69-74
12/5	TEXAS PAN AMERICAN	W	71-55
12/7	SAN JOSE STATE	W	65-54
12/11	WASHINGTON STATE	W	77-57
12/15	WHITWORTH	W	85-36
12/12	WEBER STATE	L	49-52
12/29	BOISE STATE	W	82-55
12/31	at Cal State Fullerton	W	75-57
1/2	at UC Riverside	W	64-55
1/5	at Montana	L	68-73
1/8	EASTERN WASHINGTON	W	71-64
1/10	* at Pepperdine	L	63-78
1/11	* at Loyola Marymount	L	42-58
1/16	* SAN FRANCISCO	W	59-47
1/18	* SAINT MARY'S	W	67-53
1/25	* PORTLAND	W	72-59
1/30	* at San Diego	W	67-58
2/1	* at Santa Clara	L	41-65
2/6	* LOYOLA MARYMOUNT	W	67-64
2/8	* PEPPERDINE	L	60-66
2/14	* at Saint Mary's	W	67-43
2/15	* at San Francisco	L	57-59
2/22	* at Portland	W	64-50
2/27	* SANTA CLARA	W	69-53
3/1	* SAN DIEGO	W	86-72
3/8	+ Santa Clara	L	59-60 (ot)

* WCC Game

+ WCC Tournament (San Diego, CA)

Rainbow Wahine Classic (Honolulu, HI)

2003-04 (18-12 / 10-4 (T2nd) in WCC)
Coach Kelly Graves

Date	Opponent	W/L	Score
11/21	# Houston	L	54-66
11/22	# Butler	W	65-59
11/25	OREGON	L	57-73
11/28	& at Washington	L	56-70
11/29	& Yale	W	69-48
12/4	at Utah	L	64-88
12/6	at Weber State	L	54-72
12/10	BOISE STATE	W	75-54
12/12	at Portland State	W	69-61
12/14	UC RIVERSIDE	W	68-54
12/29	SEATTLE UNIVERSITY	W	76-40
12/31	Eastern Washington (Spokane Arena)	L	69-72
1/4	MONTANA	W	60-52
1/8	* PEPPERDINE	W	75-44
1/10	* LOYOLA MARYMOUNT	W	70-54
1/15	* at San Francisco	W	72-61 (ot)
1/17	* at Saint Mary's	L	48-60
1/24	* PORTLAND	W	64-55

2021-22 GONZAGA WOMEN'S BASKETBALL RECORD BOOK

1/29	* SANTA CLARA	W	77-69
1/31	* SAN DIEGO	W	61-58
2/5	* at Loyola Marymount	L	58-70
2/7	* at Pepperdine	L	62-73
2/12	* SAINT MARY'S	W	68-45
2/15	* SAN FRANCISCO	L	53-59
2/21	* at Portland	W	83-71
2/26	* at Santa Clara	W	80-67
2/28	* at San Diego	W	55-53
3/6	+ Pepperdine	W	66-64 (ot)
3/7	+ Loyola Marymount	L	58-61
3/19	\$ at Oregon State	L	64-69

* WCC Game

+ WCC Tournament (Santa Clara, CA)

Hawkeye Challenge (Iowa City, IA)

& Seattle Times Classic (Seattle, WA)

\$ Women's NIT (Corvallis, OR)

2004-05 (28-4 / 14-0 (1st) in WCC)

Coach Kelly Graves

Date	Opponent	W/L	Score
11/20	UTAH VALLEY STATE	W	87-41
11/26	# Providence	W	85-38
11/27	# at New Mexico	L	54-76
11/30	at Eastern Washington	W	72-51
12/3	& Nevada	W	70-49
12/4	& at Arizona State	L	58-77
12/10	at Montana	W	57-51
12/12	at Boise State	W	61-59
12/18	IDAHO	W	70-53
12/20	PORTLAND STATE	W	66-48
12/29	UTAH	W	66-60
12/31	DENVER	W	63-39
1/3	SACRAMENTO STATE	W	71-56
1/6	* SANTA CLARA	W	85-50
1/8	* SAINT MARY'S	W	74-50
1/13	* at Loyola Marymount	W	67-59
1/15	* at Pepperdine	W	71-54
1/20	* SAN FRANCISCO	W	81-62
1/22	* SAN DIEGO	W	67-44
1/29	* at Portland	W	67-56
2/3	* at Saint Mary's	W	70-60
2/5	* at Santa Clara	W	66-61
2/10	* PEPPERDINE	W	61-51
2/12	* LOYOLA MARYMOUNT	W	70-48
2/17	* at San Francisco	W	70-62
2/19	* at San Diego	W	74-59
2/26	* PORTLAND	W	81-35
3/3	+ Portland	W	77-42
3/5	+ Pepperdine	W	58-40
3/6	+ at Santa Clara	L	66-77
3/16	\$ BRIGHAM YOUNG	W	71-57
3/21	! at Southwest Missouri State	L	66-85

* WCC Game

+ WCC Tournament (Santa Clara, CA)

Thanksgiving Classic (Albuquerque, NM)

& Wells Fargo Holiday Classic (Tempe, AZ)

\$ Sportsview.TV Women's NIT (Spokane, WA)

! Sportsview.TV Women's NIT (Springfield, MO)

2005-06 (16-14 / 11-3 (T1st) in WCC)

Coach Kelly Graves

Date	Opponent	W/L	Score
11/18	San Jose State	L	61-69
11/20	EASTERN WASHINGTON	W	54-51
11/24	\$ Maryland	L	50-88
11/25	\$ Tennessee	L	65-79
11/26	\$ Michigan State	L	45-60
11/30	Idaho	L	62-69
12/2	# Northwestern State	W	92-68
12/3	# Northern Colorado	W	69-48
12/5	Sacramento State	L	54-73
12/10	Utah	L	54-81
12/18	MONTANA	L	60-72
12/21	Denver	L	52-60
12/23	SAN JOSE STATE	W	68-53
12/30	UTAH VALLEY STATE	L	51-60
1/2	PORTLAND STATE	W	81-57
1/6	* SANTA CLARA	W	70-60
1/8	* SAINT MARY'S	W	56-42
1/12	* Pepperdine	L	58-59 (ot)
1/14	* Loyola Marymount	L	46-75
1/19	* SAN DIEGO	W	81-66
1/21	* SAN FRANCISCO	W	54-42
1/29	* PORTLAND	W	67-60
2/2	* Santa Clara	L	52-74
2/4	* Saint Mary's	W	68-58
2/11	* Portland	W	46-41
2/16	* LOYOLA MARYMOUNT	W	53-43
2/18	* PEPPERDINE	W	55-38
2/23	* San Diego	W	58-51
2/25	* San Francisco	W	71-53
3/2	+ SAN FRANCISCO	L	67-75

* WCC Game

+ WCC Tournament (Spokane, WA)

\$ Paradise Jam (St. Thomas - U.S. Virgin Islands)

John Ascuaga's Nugget Classic (Reno, NV)

2006-07 (24-10 / 13-1 (1st) in WCC)

Coach Kelly Graves

Date	Opponent	W/L	Score
11/10	UTAH	W	57-45
11/12	UC DAVIS	W	73-70
11/16	SACRAMENTO STATE	W	84-43
11/19	Montana	L	78-88
11/21	Portland State	W	76-59
11/24	!UCLA	W	62-57
11/25	!North Carolina	L	101-63
11/26	!Hawai'i	L	57-68
11/30	SEATTLE PACIFIC	W	74-58
12/2	Purdue	L	44-69
12/6	ARIZONA STATE	L	66-81
12/9	Eastern Washington	W	103-102 (ot)
12/15	Washington	L	61-75
12/17	Marquette	L	60-74
12/20	DAVIDSON	L	69-77
12/30	MONTANA STATE	W	81-53
1/5	* Loyola Marymount	W	60-56
1/7	* Pepperdine	W	58-35
1/11	* SANTA CLARA	W	78-73 (ot)
1/13	* SAINT MARY'S	W	85-49
1/20	* PORTLAND	W	61-48
1/25	* San Francisco	W	58-53

2021-22 GONZAGA WOMEN'S BASKETBALL RECORD BOOK

1/27	* San Diego	W	87-82
2/1	* PEPPERDINE	L	56-70
2/3	* LOYOLA MARYMOUNT	W	66-56
2/8	* Saint Mary's	W	78-68
2/10	* Santa Clara	W	79-68
2/17	* Portland	W	88-58
2/22	* SAN DIEGO	W	71-58
2/24	* SAN FRANCISCO	W	57-37
3/1	+ Portland	W	68-55
3/3	+ San Francisco	W	59-38
3/4	+ Loyola Marymount	W	64-47
3/17	^ Middle Tennessee State	L	46-85

* WCC Game

+ WCC Tournament (Portland, OR)

! Rainbow Wahine Tournament (Honolulu, HI)

^ NCCA Tournament First Round (Stanford, CA)

2007-08 (25-9 / 13-1 (1st) in WCC)

Coach Kelly Graves

Date	Opponent	W/L	Score
11/12	WASHINGTON	W	97-72
11/17	NEVADA	W	93-55
11/19	MONTANA	W	87-71
11/23	MARQUETTE	W	77-64
11/25	Portland State	L	72-75
11/30	\$Arizona State	L	60-78
12/2	\$UC Riverside	L	65-75 (ot)
12/6	UC Davis	W	72-58
12/8	Sacramento State	W	75-63
12/16	Tennessee	L	73-96
12/19	PURDUE	L	61-64
12/21	Montana State	W	82-68
12/29	EASTERN WASHINGTON	W	97-61
12/31	Utah Valley	L	73-94
1/3	Saint Joseph's	W	67-43
1/10	* PEPPERDINE	W	68-56
1/12	* LOYOLA MARYMOUNT	W	81-65
1/17	* San Diego	W	83-76
1/19	* San Francisco	W	74-70
1/26	* PORTLAND	W	76-50
1/31	* SAINT MARY'S	W	74-50
2/2	* SANTA CLARA	W	88-52
2/7	* Loyola Marymount	L	60-75
2/9	* Pepperdine	W	92-85
2/14	* SAN FRANCISCO	W	90-42
2/16	* SAN DIEGO	W	76-60
2/23	* PORTLAND	W	87-67
2/28	* SANTA CLARA	W	80-71
3/1	* Saint Mary's	W	79-63
3/6	+ Pepperdine	W	77-67
3/8	+ Saint Mary's	W	81-64
3/9	+ San Diego	L	66-70
3/20	^ UC DAVIS	W	81-60
3/24	% Colorado	L	68-82

* WCC Game

+ WCC Tournament (San Diego, CA)

! Arizona State Classic (Tempe, AZ)

^ WNIT First Round (Spokane, WA)

% WNIT Second Round (Boulder, CO)

2008-09 (27-7 / 12-2 (1st) in WCC)

Coach Kelly Graves

Date	Opponent	W/L	Score
11/14	EASTERN OREGON	W	101-44
11/16	Washington	W	64-59
11/19	UTAH VALLEY	W	95-79
11/21	MONTANA STATE	W	100-47
11/23	Wyoming	W	68-58
11/28	!Marquette	L	77-80
11/29	!Utah	W	60-55
11/30	!Virginia	W	69-62
12/4	Eastern Washington	W	71-56
12/7	UC Santa Barbara	L	47-59
12/12	SOUTH DAKOTA STATE	L	64-78
12/14	PORTLAND STATE	W	86-61
12/19	Montana	W	69-63
12/22	WYOMING	W	67-38
12/30	TENNESSEE	L	58-77
1/2	SAINT JOSEPH'S	W	93-70
1/10	*Portland	W	60-49
1/15	*Santa Clara	W	65-47
1/17	*San Francisco	W	63-42
1/22	*PEPPERDINE	W	66-43
1/24	*LOYOLA MARYMOUNT	W	83-58
1/29	*Saint Mary's	W	91-63
1/31	*San Diego	W	109-73
2/8	*PORTLAND	L	67-70
2/12	*SAINT MARY'S	W	84-56
2/14	*SAN FRANCISCO	W	71-35
2/19	*Loyola Marymount	W	81-78
2/21	*Pepperdine	L	62-72
2/26	*SANTA CLARA	W	92-63
2/28	*SAN DIEGO	W	77-67
3/8	+Loyola Marymount	W	74-63
3/9	+San Diego	W	66-55
3/21	%Xavier	W	74-59
3/23	%Pittsburgh	L	60-65

* WCC Game

+ WCC Tournament (Las Vegas, NV)

! WBCA Classic (Milwaukee, WI)

^ NCAA First & Second Rounds (Seattle, WA)

2009-10 (29-5 / 14-0 (1st) in WCC)

Coach Kelly Graves

Date	Opponent	W/L	Score
11/13	South Dakota State	L	71-75 (ot)
11/16	Idaho	W	80-57
11/19	USC	W	70-58
11/22	WASHINGTON	W	81-52
11/25	NORTH DAKOTA	W	85-46
11/29	Stanford	L	74-105
12/1	EASTERN WASHINGTON	W	87-61
12/4	Montana State	W	87-72
12/6	CS NORTHRIDGE	W	80-47
12/11	MONTANA	W	75-48
12/13	Portland State	W	64-57
12/19	# Baylor	L	49-70
12/20	# Texas A&M	L	76-80
12/27	UC IRVINE	W	96-57
12/30	UC SANTA BARBARA	W	88-52
1/9	* PORTLAND	W	90-54
1/14	* SAINT MARY'S	W	87-52
1/16	* SAN DIEGO	W	75-46

2021-22 GONZAGA WOMEN'S BASKETBALL RECORD BOOK

1/21	* Pepperdine	W	107-64
1/23	* Loyola Marymount	W	91-77
1/28	* SANTA CLARA	W	81-43
1/30	* SAN FRANCISCO	W	93-53
2/6	* Portland	W	70-58
2/11	* Saint Mary's	W	88-75
2/13	* San Diego	W	75-61
2/18	* LOYOLA MARYMOUNT	W	73-40
2/20	* PEPPERDINE	W	87-45
2/25	* Santa Clara	W	83-52
2/27	* San Francisco	W	83-35
3/7	+ Santa Clara	W	87-47
3/8	+ Pepperdine	W	76-48
3/20	^ North Carolina	W	82-76
3/22	^ Texas A&M	W	72-71
3/27	! Xavier	L	56-74

*** WCC Game**

+ WCC Tournament (Las Vegas, NV)

Las Vegas Holiday Hoops Classic (Las Vegas, NV)

^ NCAA First & Second Rounds (Seattle, WA)

! NCAA Regional Semifinal (Sacramento, CA)

2010-11 (31-5 / 14-0 (1st) in WCC)

Coach Kelly Graves

Date	Opponent	W/L	Score
11/12	at USC	L	73-79
11/14	WHITMAN	W	114-40
11/21	STANFORD	L	78-84
11/23	at North Dakota	W	83-45
11/26	@ Mississippi	L	52-53
11/27	@ North Carolina Central	W	94-52
11/28	@ Washington State	W	67-65
12/3	at Eastern Washington	W	101-74
12/5	at Montana	W	80-62
12/11	WASHINGTON STATE	W	80-62
12/17	IDAHO	W	93-75
12/21	BYU	W	91-64
12/23	CAL STATE FULLERTON	W	101-52
12/29	+ Notre Dame	L	61-70
12/30	+ at Seattle	W	91-64
1/3	SOUTHERN UTAH	W	102-61
1/8	* at Portland	W	81-55
1/13	* at Pepperdine	W	80-61
1/15	* at Loyola Marymount	W	65-59
1/20	* SANTA CLARA	W	89-53
1/22	* SAN FRANCISCO	W	97-60
1/27	* at Saint Mary's	W	106-77
1/29	* at San Diego	W	70-49
2/4	* PORTLAND	W	87-67
2/10	* LOYOLA MARYMOUNT	W	82-42
2/12	* PEPPERDINE	W	73-59
2/17	* at Santa Clara	W	93-65
2/19	* at San Francisco	W	103-59
2/24	* SAINT MARY'S	W	106-66
2/26	* SAN DIEGO	W	80-58
3/6	# Portland	W	96-71
3/7	# Saint Mary's	W	72-46
3/19	^ IOWA	W	92-86
3/21	^ UCLA	W	89-75
3/26	! Louisville	W	76-69
3/28	& Stanford	L	60-83

@ Rainbow Wahine Showdown (Honolulu, HI)

+ Holiday Hoops Classic (Seattle, WA)

*** WCC Game**

WCC Tournament (Las Vegas, NV)

^ NCAA First & Second Rounds (Spokane, WA)

! NCAA Regional Semifinal (Spokane, WA)

& NCAA Regional Final (Spokane, WA)

2011-12 (28-6 / 14-2 (1st) in WCC)

Coach Kelly Graves

Date	Opponent	W/L	Score
11/11	HOFSTRA	W	101-88
11/13	Stanford	L	61-76
11/17	Idaho	W	91-42
11/27	PORTLAND STATE	W	99-69
11/30	Washington State	W	71-69
12/2	Cal State Fullerton	W	73-60
12/4	USC	L	51-58
12/9	EASTERN WASHINGTON	W	75-69
12/11	MONTANA	W	70-54
12/17	UC RIVERSIDE	W	83-56
12/19	+ Georgia	W	71-68
12/21	+ Dayton	W	82-76
12/29	* Portland	W	80-65
1/1	Saint Francis	W	87-52
1/5	* Pepperdine	W	79-50
1/7	* Loyola Marymount	W	80-54
1/12	* SAN FRANCISCO	W	87-52
1/14	* SAINT MARY'S	L	63-66
1/19	* Santa Clara	W	81-68
1/21	* San Diego	W	54-44
1/26	* LOYOLA MARYMOUNT	W	79-61
1/28	* Saint Mary's	W	75-70
2/2	* PORTLAND	W	77-56
2/4	* SAN DIEGO	W	69-58
2/9	* BYU	L	40-70
2/11	* San Francisco	W	79-59
2/16	* SANTA CLARA	W	87-55
2/18	* PEPPERDINE	W	66-40
2/25	* BYU	W	77-60
3/3	^ Saint Mary's	W	83-78
3/5	^ BYU	L	66-78
3/17	! RUTGERS	W	86-73
3/19	! MIAMI	W	65-54
3/25	& Kentucky	L	62-79

+ Las Vegas Holiday Hoops Classic (Las Vegas, NV)

*** WCC Game**

^ WCC Tournament (Las Vegas, NV)

! NCAA First & Second Rounds (Spokane, WA)

& NCAA Regional Semifinal (Kingston, RI)

2012-13 (27-6 / 15-1 (1st) in WCC)

Coach Kelly Graves

Date	Opponent	W/L	Score
11/9	UC Riverside	W	60-53
11/11	USC	W	63-52
11/16	WISCONSIN	W	62-53
11/18	MONMOUTH	W	77-51
11/20	@ Missouri State	W	80-66
11/21	@ Louisville	L	42-55
11/22	@ Winthrop	W	80-66
12/2	STANFORD	L	41-69

2021-22 GONZAGA WOMEN'S BASKETBALL RECORD BOOK

12/4	EASTERN WASHINGTON	W	65-50
12/7	Portland State	W	54-40
12/9	CAL STATE FULLERTON	W	83-44
12/17	OHIO STATE	L	60-65
12/20	IDAHO	W	97-62
12/29	WASHINGTON STATE	L	51-57
1/3	* SAN DIEGO	W	77-57
1/5	* SANTA CLARA	W	79-50
1/10	* Saint Mary's	L	51-54
1/14	* Portland	W	82-51
1/17	* BYU	W	74-59
1/19	* San Diego	W	62-50
1/24	* Pepperdine	W	80-46
1/31	* LOYOLA MARYMOUNT	W	79-57
2/2	* PEPPERDINE	W	81-52
2/7	* San Francisco	W	84-46
2/9	* Loyola Marymount	W	70-56
2/14	* SAINT MARY'S	W	69-54
2/16	* SAN FRANCISCO	W	101-65
2/21	* Santa Clara	W	70-55
2/23	* BYU	W	66-55
2/28	PORTLAND	W	59-56
3/9	^ BYU	W	62-43
3/11	^ San Diego	W	62-50
3/23	! Iowa State	L	60-72

@ Hardwood Tournament of Hope (Puerto Vallarta)

* WCC Game

^ WCC Tournament (Las Vegas, NV)

! NCAA First Round (Spokane, WA)

2013-14 (29-5 / 16-2 (1st) in WCC)

Coach Kelly Graves

Date	Opponent	W/L	Score
11/8	IDAHO	W	64-56
11/9	UT-MARTIN	W	91-54
11/14	@ Oklahoma	L	78-82
11/20	EASTERN WASHINGTON	W	78-58
11/30	COLGATE	W	81-31
12/2	FAIRFIELD	W	82-42
12/6	PORTLAND STATE	W	96-47
12/8	Ohio State	W	59-58
12/10	Wisconsin	W	70-55
12/14	Stanford	L	45-73
12/16	UC RIVERSIDE	W	87-43
12/21	Washington State	W	70-62
12/28	* Saint Mary's	L	78-79 (ot)
12/30	* Pacific	W	83-68
1/3	* Portland	W	56-24
1/9	* BYU	W	68-42
1/11	* SAN DIEGO	W	79-50
1/17	* San Francisco	W	68-40
1/19	* Santa Clara	W	67-61
1/23	* Loyola Marymount	W	91-82 (ot)
1/25	* Pepperdine	W	69-39
1/30	* SANTA CLARA	W	89-37
2/1	* SAN FRANCISCO	W	101-66
2/6	* PEPPERDINE	W	86-51
2/8	* LOYOLA MARYMOUNT	W	88-51
2/13	* San Diego	W	66-48
2/15	* BYU	L	52-62
2/22	* PORTLAND	W	72-61
2/27	* SAINT MARY'S	W	75-65

3/1	* PACIFIC	W	81-77
3/7	^ San Francisco	W	81-68
3/10	^ Saint Mary's	W	68-60
3/11	^ BYU	W	71-57
3/23	! James Madison	L	63-72

@ Preseason WNIT (Spokane/Norman, OK)

* WCC Game

^ WCC Tournament (Las Vegas, NV)

! NCAA First Round (College Station, TX)

2014-15 (26-8 / 16-2 (1st) in WCC)

Coach Lisa Fortier

Date	Opponent	W/L	Score
11/16	DAYTON	W	75-65
11/18	IDAHO STATE	W	88-63
11/21	Montana State	W	89-60
11/28	@ American	L	56-59
11/29	@ Iowa	L	67-79
12/3	Eastern Washington	W	61-60
12/7	PORTLAND STATE	W	73-41
12/9	WASHINGTON STATE	L	58-59
12/12	Wyoming	W	70-56
12/15	Northwestern	L	43-62
12/20	SOUTHERN UTAH	W	70-51
12/27	* BYU	W	78-62
12/29	* SAN DIEGO	W	67-49
1/3	* PORTLAND	W	79-57
1/8	* San Francisco	W	75-64
1/10	* Santa Clara	W	78-70
1/15	* PEPPERDINE	W	73-64
1/17	* LOYOLA MARYMOUNT	W	76-62
1/22	* Saint Mary's	W	52-42
1/24	* Pacific	W	73-63
1/31	* Portland	W	85-63
2/5	* SANTA CLARA	W	76-49
2/7	* SAN FRANCISCO	W	91-84 (4ot)
2/12	* Loyola Marymount	W	82-59
2/14	* Pepperdine	W	78-56
2/19	* SAINT MARY'S	W	80-72
2/21	* PACIFIC	L	59-71
2/26	* San Diego	L	62-75
2/28	* BYU	W	73-66
3/6	^ Loyola Marymount	W	70-50
3/9	^ BYU	L	55-61
3/20	! George Washington	W	82-69
3/22	! Oregon State	W	76-64
3/28	& Tennessee	L	69-73 (ot)

@ South Point Thanksgiving Shootout (Las Vegas, NV)

* WCC Game

^ WCC Tournament (Las Vegas, NV)

! NCAA First and Second Rounds (Corvallis, OR)

& NCAA Regional Semifinal (Spokane, WA)

2015-16 (19-14 / 10-8 (5th) in WCC)

Coach Lisa Fortier

Date	Opponent	W/L	Score
11/13	AIR FORCE	W	88-35
11/15	STANFORD	L	48-65
11/19	EASTERN WASHINGTON	W	78-56
11/22	@ WEST VIRGINIA	W	62-57
11/23	@ GRAND CANYON	W	70-44

2021-22 GONZAGA WOMEN'S BASKETBALL RECORD BOOK

11/24	@ SOUTHERN CALIFORNIA	L	56-60
11/29	# North Carolina	L	62-67
12/3	WYOMING	W	61-57 (ot)
12/6	MONTANA STATE	W	65-52
12/8	Washington State	L	48-55
12/11	Dayton	W	55-47
12/13	Colgate	W	80-50
12/21	* Pepperdine	W	74-57
12/23	* Loyola Marymount	W	66-59
12/31	* SAN FRANCISCO	W	68-47
1/2	* SANTA CLARA	W	53-44
1/9	* Portland	W	71-63
1/14	* BYU	L	54-58
1/16	* San Diego	L	54-63
1/21	* SAINT MARY'S	L	68-69
1/23	* PACIFIC	W	68-61
1/28	* Santa Clara	L	64-71
1/30	* San Francisco	L	52-71
2/4	* LOYOLA MARYMOUNT	W	83-68
2/6	* PEPPERDINE	W	56-39
2/13	* PORTLAND	W	86-51
2/18	* Saint Mary's	L	47-66
2/20	* Pacific	L	83-84 (ot)
2/25	* SAN DIEGO	L	57-58
2/27	* BYU	W	73-55
3/3	^ Santa Clara	L	58-59
3/17	! UC RIVERSIDE	W	88-54
3/21	! UTAH	L	77-92

@ Hall of Fame Challenge (Spokane, WA)

Hall of Fame Challenge (Uncasville, CT)

* WCC Game

^ WCC Tournament (Las Vegas, NV)

! WNIT First and Second Rounds (Spokane, WA)

2016-17 (26-6 / 14-4 (1st) in WCC)

Coach Lisa Fortier

Date	Opponent	W/L	Score
11/12	NICHOLLS STATE	W	78-46
11/13	UC IRVINE	W	102-38
11/18	Stanford	W	68-63
11/24	% Michigan	L	66-78
11/25	% Florida State	L	69-87
11/26	% Winthrop	W	71-41
12/3	PRESBYTERIAN	W	79-39
12/8	WASHINGTON STATE	W	79-61
12/11	Eastern Washington	W	73-54
12/19	NORTHWESTERN	W	67-56
12/22	COLGATE	W	72-42
12/29	* Pepperdine	L	69-79
12/31	* PACIFIC	L	63-65
1/5	* SAN FRANCISCO	W	61-46
1/7	* PORTLAND	W	67-55
1/12	* Loyola Marymount	W	80-56
1/14	* Saint Mary's	W	79-75
1/19	* SANTA CLARA	W	51-39
1/21	* Portland	W	85-50
1/26	* San Diego	W	57-55
1/28	* PEPPERDINE	W	83-61
2/2	* BYU	W	87-52
2/4	* Santa Clara	W	50-49
2/9	* LOYOLA MARYMOUNT	W	73-61
2/11	* SAINT MARY'S	W	59-58

2/16	* San Francisco	L	72-77
2/18	* Pacific	W	74-58
2/23	* SAN DIEGO	W	62-57
2/25	* BYU	L	63-71
3/3	^ Pacific (Quarterfinals)	W	91-59
3/6	^ San Francisco (Semifinals)	W	77-46
3/7	^ Saint Mary's (Championship)	W	86-75
3/18	! Oklahoma	L	62-75

% Paradise Jam (St. Thomas, U.S. Virgin Islands)

* WCC Game

^ WCC Tournament (Las Vegas, NV)

! NCAA First and Second Rounds (Seattle, WA)

2017-18 (27-6 / 17-1 (1st) in WCC)

Coach Lisa Fortier

Date	Opponent	W/L	Score
11/13	Colorado State	L	49-65
11/18	Montana	W	70-55
11/23	% Belmont	L	63-71
11/24	% Kent State	W	77-57
11/25	% DePaul	L	71-88
11/30	EASTERN WASHINGTON	W	69-45
12/2	PORTLAND STATE	W	91-52
12/6	Washington State	W	64-56
12/9	UNLV	L	50-52
12/17	SAINT FRANCIS (PA)	W	97-74
12/21	WESTERN ILLINOIS	W	80-65
12/28	* Pacific	W	99-72
12/30	* Santa Clara	W	63-51
1/4	* PEPPERDINE	W	73-51
1/6	* LOYOLA MARYMOUNT	W	77-67
1/11	* Portland	W	70-56
1/13	* SAN FRANCISCO	W	74-47
1/18	* Saint Mary's	W	73-65
1/20	* SANTA CLARA	W	71-44
1/25	* PORTLAND	W	75-36
1/27	* San Francisco	W	81-57
2/1	* San Diego	W	63-44
2/3	* BYU	W	84-70
2/8	* PACIFIC	W	90-66
2/10	* SAINT MARY'S	L	56-72
2/15	* Loyola Marymount	W	75-69
2/17	* Pepperdine	W	67-48
2/22	* SAN DIEGO	W	58-54
2/24	* BYU	W	62-37
3/3	^ Pepperdine (Quarterfinals)	W	81-70
3/6	^ San Francisco (Semifinals)	W	65-53
3/7	^ San Diego (Championship)	W	79-71
3/17	! Stanford	L	68-82

% Play4Kay Showcase (Las Vegas, NV)

* WCC Game

^ WCC Tournament (Las Vegas, NV)

! NCAA First and Second Rounds (Stanford, CA)

2018-19 (29-5 / 16-2 in WCC)

Coach Lisa Fortier

Date	Opponent	W/L	Score
11/7	MONTANA	W	76-52
11/11	Eastern Washington	W	63-51
11/13	IDAHO STATE	W	70-51
11/17	UNLV	W	70-59
11/22	! Notre Dame	L	65-81
11/23	! Rutgers	W	57-40

2021-22 GONZAGA WOMEN'S BASKETBALL RECORD BOOK

11/24	! vs. Western Kentucky	W	76-55
11/28	COLORADO STATE	W	50-39
12/2	STANFORD	W	79-73
12/9	WASHINGTON STATE	W	76-53
12/16	Missouri State	W	70-67
12/21	IDAHO	W	88-51
12/29	* Loyola Marymount	W	78-53
12/31	* Pepperdine	W	79-54
1/3	* SAINT MARY'S	W	74-62
1/5	* PACIFIC	W	88-65
1/12	* PORTLAND	W	97-71
1/17	* BYU	L	68-70
1/19	* San Diego	W	86-61
1/24	* SAN FRANCISCO	W	78-51
1/26	* SANTA CLARA	W	78-61
1/31	* Pacific	W	63-51
2/2	* Saint Mary's	W	66-52
2/9	* Portland	W	93-62
2/14	* SAN DIEGO	W	71-44
2/16	* BYU	L	64-66
2/21	* Santa Clara	W	74-61
2/23	* San Francisco	W	64-44
2/28	* PEPPERDINE	W	83-60
3/2	* LOYOLA MARYMOUNT	W	68-58
3/11	^ Saint Mary's	W	78-77 2OT
3/12	^ BYU	L	68-82
3/23	& UALR	W	68-51
3/25	& Oregon State	L	70-76

*** WCC Conference Game**

! Vancouver Showcase (Vancouver, B.C.)

^ WCC Tournament (Las Vegas, NV)

& NCAA First and Second Rounds (Corvallis, Ore.)

2019-20 (28-3 / 17-1 in WCC)

Coach Lisa Fortier

Date	Opponent	W/L	Score
11/10	CSU BAKERSFIELD	W	92-48
11/14	TENNESSEE MARTIN	W	78-55
11/17	Stanford	L	70-76 OT
11/22	EASTERN WASHINGTON	W	84-44
11/29	! vs. Dayton	W	76-65
11/30	! vs. Middle Tennessee	W	62-50
12/1	! vs. Purdue	W	63-50
12/5	Montana State	W	70-55
12/8	Washington State	W	76-53
12/14	TEXAS SOUTHERN	W	80-45
12/17	Wyoming	W	65-54
12/20	MISSOURI STATE	W	64-52
12/29	* PORTLAND	W	62-57
1/2	* BYU	W	55-43
1/4	* San Diego	W	57-42
1/9	* SAINT MARY'S	W	74-49
1/11	* PACIFIC	W	68-67
1/16	* Santa Clara	W	67-52
1/18	* San Francisco	W	69-46
1/23	* PEPPERDINE	W	70-36
1/25	* LOYOLA MARYMOUNT	W	78-52
1/30	* SAN DIEGO	W	57-46
2/1	* BYU	W	59-44
2/6	* Pacific	W	83-65
2/8	* Saint Mary's	L	60-70

2/13	* SAN FRANCISCO	W	56-38
2/15	* SANTA CLARA	W	53-46
2/20	* Loyola Marymount	W	75-47
2/22	* Pepperdine	W	64-50
2/29	* Portland	W	56-42
3/9	% vs. Portland	L	69-70

*** WCC Conference Game**

! Gulf Coast Showcase (Estero, FL)

% West Coast Conference Tournament (Las Vegas)

2020-21 (23-4, 16-1 in WCC)

Coach Lisa Fortier

Date	Opponent	W/L	Score
11/28	! vs. Oklahoma		CANCELLED+
1/29	! vs. South Carolina	L	72-79
11/30	! vs. South Dakota	W	54-50
12/6	at South Dakota State	L	75-72 OT
12/8	at Wyoming	W	89-50
12/13	MONTANA	W	58-51
12/20	^ vs. Eastern Michigan	W	77-68
12/21	^ vs. North Alabama	W	87-57
12/28	* Loyola Marymount	W	65-62
12/30	* Pepperdine	W	58-42
1/2	* SAINT MARY'S	W	69-37
1/4	* PACIFIC	W	79-59
1/9	* PORTLAND	W	75-43
1/14	* Santa Clara	W	71-52
1/16	* San Francisco	W	76-52
1/21	* SAN DIEGO		CANCELLED+
1/23	* BYU		POSTPONED+
1/24	* Portland	W	79-61
1/28	* Pacific	W	77-65
1/30	* Saint Mary's	W	79-52
2/2	* BYU	W	63-56
2/11	* SAN FRANCISCO	W	79-66
2/13	* SANTA CLARA	W	67-50
2/18	* BYU	L	56-61
2/20	* San Diego	W	69-47
2/25	* PEPPERDINE	W	95-49
2/27	* LOYOLA MARYMOUNT	W	77-39
3/8	% Santa Clara	W	72-62
3/9	% BYU	W	43-42
3/22	\$ Belmont	L	59-64

*** WCC Conference Game**

! Bad Boy Mowers Crossover Classic (Sioux Falls, SD)

^ Holiday Hoops Classic (Las Vegas)

% West Coast Conference Tournament (Las Vegas)

\$ NCAA First Round (San Marcos, Texas)

+ Due to COVID-19 protocols within the opposing program

INDIVIDUAL BULLDOG SUCCESS



JILL BARTA

No. 32 Pick In 2018 WNBA Draft
 2017-18 WCC Player of the Year
 2017-18 ALL-WCC First Team
 2018 WCC All-Tournament
 2018 WCC Tournament MOP
 2018 WBCA Honorable Mention All-American
 2017-18 Preseason All-WCC
 2016-17 ALL-WCC First Team
 2017 WCC All-Tournament
 2017 WCC Tournament MOP
 2016-17 Preseason All-WCC
 5X WCC Player of the Week
 2015-16 ALL-WCC First Team
 2015-16 WCC All-Freshman Team
 1000-Point Club
 600-Rebound Club
 School Record (7 30-point games)
 School Record (22 rebounds in a game)



JANELLE BEKKER

2010-11 WCC Honorable Mention
 2010-11 WCC Winter All-Academic
 2010-11 Capital One Academic All-District 8
 2010 Canadian National Team
 2009 Canadian National Team
 2008-09 WCC All-Tournament
 2008-09 WCC All-Academic



HEATHER BOWMAN

2009-10 Gonzaga Senior Athlete of the Year
 2009-10 WCC All-Tournament
 2009-10 All-WCC
 2009-10 Wooden Award Preseason List
 2008-09 WCC All-Tournament
 2008-09 All-WCC
 2007-08 WCC Player of the Year
 2007-08 All-WCC
 2006-07 WCC Newcomer of the Year
 2007 WCC Tournament MVP
 2006-07 All-WCC
 2006-07 All-WCC Freshman Team



KELLY GRAVES

2013-14 WCC Coach of the Year
2012-13 WCC Coach of the Year
2010-11 WCC Coach of the Year
2009-10 WCC Coach of the Year
2007-08 WCC Coach of the Year
2006-07 WCC Coach of the Year
2004-05 WBCA Region VIII Coach of the Year
2004-05 WCC Coach of the Year
2002-03 WCC Coach of the Year



SUNNY GREINACHER

2015 NCAA Tournament Spokane Regional All-Tournament
2015 WCC All-Tournament
2014-15 All-WCC First Team
2014 WCC Championship Most Outstanding Player
2013-14 All-WCC First Team
2012-13 All-WCC Honorable Mention
2011-12 WCC All-Freshman Team



STEPHANIE HAWK

2006-07 WCC Player of the Year
2006-07 AP Honorable Mention All-America
2006-07 First Team All-WCC
2007 WCC All-Tournament
2006-07 Gonzaga Senior Athlete of the Year
2006-07 WCC All-Academic
2006-07 ESPN The Magazine Academic All-District
2005-06 First Team All-WCC
2005-06 WCC All-Academic



TAEOR KARR

2012-13 WCC Player of the Year
2012-13 All-WCC
2012-13 WCC All-Tournament
2011-12 Nation's Assist-to-Turnover ratio leader



KIARA KUDRON

2016-17 All-WCC First Team
2017 WCC All-Tournament
2016-17 Academic All-WCC
2016-17 DI-AAA Scholar Athlete
2015-16 Honorable Mention Academic All-WCC
600-Rebound Club



SHANNON MATHEWS

2004-05 WCC Player of the Year
2004-05 AP Honorable Mention All-America
2004-05 First Team All-WCC
2004-05 Gonzaga Senior Athlete of the Year
2004-05 WCC All-Academic
2003-04 First Team All-WCC
2003-04 WCC All-Academic
2002-03 All-WCC Honorable Mention
2002-03 WCC All-Academic



Haiden Palmer

- 2013-14 WCC Female Scholar-Athlete of the Year
- 2013-14 AP Honorable Mention All-America
- 2013-14 All-WCC
- 2012-13 WCC Tournament MVP
- 2012-13 All-WCC
- 2011-12 WCC Co-Newcomer of the Year
- 2011-12 All-WCC Honorable Mention



Katelyn Redmon

- No. 36 Pick In 2012 WNBA Draft
- 2011-12 All-WCC
- 2011 USA Pan American Games National Team
- 2010-11 All-WCC
- 2009-10 WCC Newcomer of the Year



Jami Schaefer

- 2008-09 WCC All-Academic
- 2008-09 I-AAA Scholar-Athlete Team
- 2008-09 ESPN The Magazine Academic All-District
- 2007-08 WCC Defensive Player of the Year
- 2007-08 Honorable Mention All-WCC
- 2007-08 WCC All-Academic
- 2007-08 I-AAA Scholar-Athlete Team
- 2007-08 ESPN The Magazine Academic All-District
- 2007 WCC All-Tournament
- 2006-07 ESPN The Magazine Academic All-District
- 2005-06 All-WCC Freshman Team




KAYLA STANDISH

No. 19 Pick In 2012 WNBA Draft
2012 Kingston Regional All-Tournament Team
2011-12 All-WCC
2011-12 WCC All-Tournament
2011 USA Pan American Games National Team
2010-11 All-WCC
2010-11 WCC All-Tournament



ELLE TINKLE

Gonzaga All-Time Wins Leader (113)
2016-17 All-WCC Second Team
2016-17 Academic All-WCC
2016-17 Preseason All-WCC
2015-16 Preseason All-WCC
2015-16 Honorable Mention Academic All-WCC
2014-15 Academic All-WCC
2014-15 All-WCC First Team



JILL TOWNSEND

2021 Senior CLASS Award First Team All-American
2021 Honorable Mention Associated Press All-American
2021 First Team All-WCC
2021 WCC Tournament Most Outstanding Player
2021 WCC All-Academic Honorable Mention
2021 Jersey Mike's Naismith Trophy Watch List
2021 Ann Meyers Drysdale Award Preseason Watch List
2020 Bad Boy Mowers Crossover Classic All-Tournament Team
2020 WCC Player of the Year
2020 All-WCC First Team
2020 WCC All-Academic Honorable Mention
2019 All-WCC Honorable Mention
2019 WCC All-Academic Honorable Mention

COURTNEY VANDERSLOOT

No. 3 Pick In 2011 WNBA Draft
2010-11 Frances Pomeroy Naismith Award
2010-11 WBCA State Farm All-American
2010-11 John R. Wooden All-American
2010-11 USBWA All-American
2010-11 AP All-American Honorable Mention
2010-11 Nancy Lieberman Award
2010-11 WCC Player of the Year
2010-11 WCC Tournament MVP
2010-11 All-WCC

2010-11 NCAA Tournament Spokane Regional All-Tournament
2010-11 Wade Watch Preseason List
2009-10 State Farm & AP All-America Honorable Mention
2009-10 Nancy Lieberman Award Finalist
2009-10 State Farm Wade Trophy Finalist
2009-10 John R. Wooden Award Finalist
2009-10 WCC Player of the Year
2009-10 WCC Tournament MVP
2009-10 All-WCC
2009-10 Wade Watch Preseason List
2009-10 Wooden Award Preseason List
2008-09 State Farm & AP All-America Honorable Mention
2008-09 WCC Player of the Year
2009 WCC Tournament MVP
2008-09 All-WCC
2007-08 WCC Newcomer of the Year
2007-08 All-WCC
2007-08 All-WCC Freshman Team



JENN WIRTH

2021 Senior CLASS Award First Team All-American
2021 Honorable Mention Associated Press All-American
2021 First Team All-WCC
2021 WCC Tournament Most Outstanding Player
2021 WCC All-Academic Honorable Mention
2021 Jersey Mike's Naismith Trophy Watch List
2021 Ann Meyers Drysdale Award Preseason Watch List
2020 Bad Boy Mowers Crossover Classic All-Tournament Team
2020 WCC Player of the Year
2020 All-WCC First Team
2020 WCC All-Academic Honorable Mention
2019 All-WCC Honorable Mention
2019 WCC All-Academic Honorable Mention



GONZAGA AND USA BASKETBALL

COURTNEY VANDERSLOOT

USA Basketball Women's National Team (2011-12)
 USA Basketball Women's National Team Training Camp (2011)
 USA Basketball Women's National Team Training Camp (2013)
 USA Women's World University Games Team Trials (2009)

KAYLA STANDISH

USA Women's World University Games Team Trials (2011)
 USA Basketball Women's Pan American Games Team (2011; placed 7th)

KATELAN REDMON

USA Basketball Women's Pan American Games Team (2011; placed 7th)

KELLY GRAVES

Assistant Coach for USA Basketball Women's U18 National Team (2012)
 2012 FIBA Americas U18 Gold Medal
 Assistant Coach for USA Basketball Women's

KIARA KUDRON

NetScouts Basketball USA Women's All-Star team at the
 Four Nations international basketball tournament (2017; placed tie-1st)



Courtney Vandersloot



Katelan Redmon



Kayla Standish



Kiara Kudron



GONZAGA AND CANADA BASKETBALL

JANELLE BEKKERING

Canadian Senior Women's National Team (2009)
FIBA Americas Championship For Women in Brazil (2009; placed 3rd)
FIBA World Championships (2010; placed 7th)

EMMA WOLFRAM

U16 Cadette National Team (2011)
U16 FIBA Americas Championship (2011; placed 3rd)
Development National Team (2011)
Pan Am Games (2011)
Cadette Women's National Team (2012)
FIBA U17 World Championships (2012; 3rd place)
Canadian Junior Women's National Team (2013)
FIBA U19 World Championship of Women (2013; placed 7th)
Development Women's National Team (2014)
Jones Cup (2014; placed 1st)

LOUISE FORSYTH

U17 Cadette National Team (2016)
U16 Cadette National Team (2015)
FIBA U16 World Championships (2015; 7th place)

YVONNE EJIM

U16 Cadette National Team (2017)
U17 Cadette National Team (2018)
Junior Canadian National Team (2019)



Emma Wolfram



GONZAGA AND THE WNBA

COURTNEY VANDERSLOOT became the first Bulldog player in school history to be drafted in the first round of the WNBA, as she was the third overall pick, taken by the Chicago Sky during the 2011 Draft at the ESPN Studios in Bristol, Conn. The Sky is a member of the Eastern Division.

Vandersloot, the first player in NCAA Division I history to score 2,000 points and dish out 1,000 assists in their career, was the second overall Zag to be drafted in the WNBA.

She was named to the WNBA All-Rookie Team at the end of the 2011 season. Vandersloot was joined on the team by Maya Moore of the Minnesota Lynx; Danielle Robinson of the San Antonio Silver Stars; Danielle Adams, also of the Silver Stars and Liz Cambage of the Tulsa Shock. Vandersloot received 10 votes. Moore, who was named Rookie of the Year, and Robinson, each received 11 votes, while Cambage and Adams each got nine.

In her rookie campaign, Vandersloot led Chicago and ranked second among rookies in assists (3.7 apg). She played in all 34 games and started 26, averaging 6.5 points. In June of 2011, Vandersloot recorded highs in points (18) and assists (10) both against the Connecticut Sun in separate games. Vandersloot was selected as a reserve for the 2011 WNBA All-Star Game.

In 2014, Vandersloot helped the Sky win the East Conference and advance to the franchise's first WNBA Championships.

In her eight seasons with the Chicago Sky - where she has started 188 of 219 games, she is averaging 9.1 points, 5.4 assists, 2.7 rebounds and 1.2 steals per contest.



VIVIAN FRIESON was selected as the 31st pick in the 2010 WNBA Draft by the Tulsa Shock, becoming the first Zag in women's basketball history to be drafted by the WNBA.

Frieson was let go by the Tulsa Shock during training camp and played for Kvarnby Basketball located in Mölndal, Sweden during the 2010-11 season. She played for Townsville Fire in Australia.

While a Zag, Frieson averaged 12.5 points and a team-best 7.4 rebounds while averaging 28.6 minutes per game in 2009-10. She shot an impressive 52.8 percent from the field (181-for-343). The all-around forward also contributed 70 assists, 46 steals and 45 blocks.

In GU's 2010 Sweet Sixteen NCAA Tournament run, Frieson averaged 16.0 points, 8.7 rebounds, 3.0 assists, 3.0 blocks and 2.0 steals per contest. Arguably her biggest shot of her career came with 18 seconds left in the Zags NCAA Tournament second round game versus Texas A&M that catapulted them to the 72-71 win and to their inaugural Sweet Sixteen appearance.

In her four seasons in a Bulldog uniform, Frieson averaged 8.6 points, 5.7 rebounds, 1.6 assists, 1.2 steals and 1.0 block per contest.

She is currently an assistant women's basketball coach at Seattle University.



HEATHER BOWMAN was invited to the 2010 Seattle Storm training camp.

Bowman became the second Zag in school history to be invited to a WNBA training camp as fellow classmate Vivian Frieson was drafted by the Tulsa Shock in the third round of the 2010 draft.

Bowman was released from her Seattle Storm contract and played basketball for Riva Basketball Club, located in the southernmost region of Switzerland during the 2010-11 season. She went on to play for Frankston Blues in Australia.

Bowman ended her career Gonzaga as one of the most prolific players in Gonzaga and West Coast Conference history. The GU and WCC career scoring leader with 2,165 points was also a four-time All-WCC honoree, four-time WCC All-Tournament member, the 2007 WCC Newcomer of the Year, and the 2008 WCC Player of the Year. She averaged 16.8 points, 6.8 rebounds, 1.2 steals, and 1.0 assist per contest over her four-year career.

Bowman was the women's basketball video coordinator at Gonzaga University. She was an assistant coach at Whitworth University, but returned to professional basketball and played for Martigny in Switzerland in 2013.



KAYLA STANDISH was selected as the 19th pick in the 2012 WNBA Draft by the Minnesota Lynx, becoming the third player in Zag women's basketball history to be drafted by the WNBA.

moved to the Mackay Meteorettes of the Australia-State League. She is currently with the Frankston Blues of the Australia League.

Standish was released from the Minnesota Lynx during training camp in May of 2012. She then went to play professionally in Australia with the Townsville Fire.

Standish made an immediate impact with the Fire, averaging 11.5 points, 5.9 rebounds and 1.0 block per game during the 2012-13 campaign. She shot a blistering 46.6 percent (115-of-247) from the field and sank 75.9 percent (44-of-58) at the charity stripe. She hit double-figure points in 16 of the Fire's 27 games and had two double-doubles.

The Townsville Fire closed out the year with a 15-12 overall record and a 13-11 record in regional play. It was an exciting finish to the Townsville Fire season as the squad made the WNBL Grand Final after rattling off a six-game winning streak. The history making season came to an end with a tough 71-57 setback to the Bendigo Spirit in the WNBL Grand Final.

After the Fire's season completed in early March of 2013, Standish



KATELAN REDMON became the second Gonzaga women's basketball player to be drafted in the 2012 WNBA Draft, picked in the third round, 36th overall by the New York Liberty.

Redmon was released by the Liberty during training camp but was re-signed shortly there after. She played in seven games during the 2012 season, averaging 1.0 point and 1.1 rebounds per game. Her first WNBA game was against the Chicago Sky and former Zag teammate Courtney Vandersloot.

Redmon also played professionally in Israel with Elitzur Netanya and for Tabes GB in France.



OTHER ZAGS PLAYING/PLAYED PROFESSIONALLY

- Courtney Vandersloot - Playing professionally in Turkey with Yakin-Dogu.
- Chelsea Waters - Playing professionally in Germany with Bad Aibling.
- Kayla Standish - Playing professionally in Australia with Perth Lynx.
- Kiara Kudron - Playing professionally in Spain with Balcesto Leganes.
- Shaniqua Nilles - Playing professionally in Germany with Avides Hurricanes.
- Georgia Stirton - Playing professionally in Australia with the Nunawading Spectres.
- Shelby Cheslek - Playing professionally in Spain with Baxi Ferrol.
- Kelly Bowen - Playing professionally in Australia with the Melbourne Boomers.
- Haiden Palmer - Playing professionally in Germany with Wasserburg.
- Lindsay Sherbert - Playing professionally in Germany with Bad Aibling.
- Keani Albanex - Playing professionally in Greece with Paok Thessalonikis .
- Sunny Greinacher - Playing professionally in Poland with Wisla Can-Pack Krakow.
- Ashley Anderson – Played professionally in Finland and Puerto Rico.
- Anne Bailey – Played professionally in Finland.
- Ashley Burke – Played professionally in the Czech Republic.
- Janelle Bekkering - Played professionally with Nice in France.
- Taelor Karr - Played professionally in France for Dunkerque Malo.
- Jazmine Redmon - Played professionally in Denmark with SISU Copenhagen.

2021-22 GONZAGA WOMEN'S BASKETBALL RECORD BOOK

Haiden Palmer was selected in the third round (29th overall) in the 2014 WNBA Draft by the Indiana Fever. She became the fifth player in Zag women's basketball history to be drafted by the WNBA.

Palmer played the 2014 Preseason schedule with the Fever before being released. Since then she has played professionally with Team USA in the Four Nations International Basketball Tournament and began playing overseas in 2014 with Mayaguez in Puerto Rico. She moved to Netanya in Israel in 2014-15, then Snaefell in Iceland in 2015-16, Herne TC in Germany in 2016-17, and Wasserburg, also in Germany, in 2017-18.

During her senior season, she led the team in points (15.1), rebounds (5.5) and steals per game (3.0), while also dishing out 2.6 assists per game.

Palmer, named All-WCC for the third-consecutive year her senior year, scored in double-figure points in 27 of 34 contests, including six games with 20 or more points. She registered three double-figure rebounding games and had two double-doubles.

She was named Associated Press All-American honorable mention, becoming the fourth Zag in school history to earn the accolade.



Shelby Cheslek was signed by the Phoenix Mercury and played the 2016 preseason schedule and two games of the regular season that year before being released.

She then traveled to China to play with Team USA in the Four Nations International Basketball Tournament. After that, she played nine months in Athens, Greece in 2016 and completed a three-month summer season with the South West Metro Pirates in Brisbane, Australia in 2017. She currently plays with PINKK-Pecsi in Pecs, Hungary.

Her senior year she was named to the DI-AAA ADA Scholar Team, Honorable Mention All-West Coast Conference, and Academic All-Conference. She appeared and started in all 33 games, averaged 9.7 points, scored career-highs of 20 points versus Saint Mary's and at Pacific. Cheslek averaged 8.6 rebounds per game, which led the team and ranked third in the conference.

Her 283 rebounds were the fifth-most in a single season in program history and her 65 total blocks were the third-most in a single season in program history. She finished second in program history with 932 career rebounds.



JILL BARTA became the sixth player in Gonzaga history to be drafted in 2018 as the Las Vegas Aces took her in the third round with the 32nd overall pick. She was immediately traded, along with a second round pick, to the Minnesota Lynx.

Barta played one game with the Lynx in the 2018 Preseason, scoring four points in 13 minutes. She was released shortly after.

Her 603 points are sixth all-time in a season at GU and she set a new record shooting 87.6 percent from the free throw line in her career.

Her name dots the record book after her outstanding career at Gonzaga. After three years with the Zags on the court, the Fairfield, Mont., native finished seventh all-time in scoring at 1620 points, 10th in rebounds with 652, and holds school records in 30-point games with seven and single-game rebounds with 22.

Barta became the third Zag in program history to be named First Team All-West Coast Conference her first three seasons and in 2018 she was named the WCC Player of the Year, along with being a WBCA All-Region selection. She won back-to-back Most Outstanding Player awards at the West Coast Conference Tournament, scoring 30-plus points in each title game.



ZYKERA RICE was signed by the Seattle Storm in May 2019. Rice played in one preseason game with the Storm, finishing with two points, three rebounds, two steals and one assist in 14 minutes of play. Rice was released shortly thereafter.

Rice was then selected to the 3D China Women's All-Star Team as part of the 3D Global Sports programs out of Canada. Rice, along with 10 other players, traveled to China representing 3D Global Sports as part of the annual Sino-International Women's Basketball Challenge.

Her senior year with the Zags, Rice was named First Team All-WCC and WCC All-Tournament in addition to earning WCC All-Academic Honorable Mention honors. She led the Bulldogs in scoring (15.0 ppg), rebounding (5.8 rpg) and blocks (0.8 bpg) while finishing second in field goal percentage (52.3 percent). She finished her career with 1,061 points to rank 20th in program history.



2020-21 TV/RADIO ROSTER



0

Esther Little
G | 6-2 | Fr.
Ipswich, England



1

Anamaria Virjoghe
F | 6-5 | R-Sr.
Targoviste, Romania



3

Payton Muma
G | 5-8 | Fr.
Highlands, Colo.



4

Abby O'Connor
G/F | 6-0 | Sr.
South Bend, Ind.



5

Maud Hijbens
F | 6-3 | Fr.
Hilversum, Netherlands



10

Calli Stokes
G | 5-11 | Fr.
Redondo Beach, Calif.



11

Kayleigh Truong
G | 5-9 | Jr.
Houston, Texas



12

Eliza Hollingsworth
F | 6-2 | R-So.
Melbourne, Australia



13

Cierra Walker
G | 5-8 | R-Sr.
Oregon City, Ore.




14

Kaylynn Truong
G | 5-8 | Jr.
Houston, Texas



15

Yvonne Ejim
F | 6-1 | So.
Calgary, Alberta B.C.




24

McKayla Williams
G | 6-1 | So.
Los Angeles, Calif.



32

Kylee Griffen
G | 6-2 | RSr.
Marysville, Wash.



33

Melody Kempton
F | 6-1 | Sr.
Post Falls, Idaho



35

Bree Salenbien
G | 6-2 | Fr.
Adrian, Mich.



HC

Lisa Fortier
Head Coach
Eighth Season




AC

Jordan Green
Assistant Coach
Eighth Season



AC

Stacy Clinesmith
Assistant Coach
Eighth Season



AC

Craig Fortier
Assistant Coach
Eighth Season



DO

Alexandria Young
Dir. of Basketball Ops
Second Season



VC

Kiara Kudron
Video Coordinator
Second Season



ZOOM FREAK 2

Speed, Power and Control for
Every Type of Player.

