

NCAA SWEET 16: 1999, '00, '01, '06, '09, '15, '16

NCAA ELITE EIGHT: 1999, '15

NCAA TOURNAMENT APPEARANCES: 1995, '99, '00, '01, '02, '03, '04, '05, '06, '07, '08, '09, '10, '11, '12, '13, '14, '15, '16

NIT APPEARANCES: 1994, '96, '98

WCC CHAMPIONS: 1994, '96, '98, '99, '01, '02, '03, '04, '05, '06, '07, '08, '09, '10, '11, '13, '14, '15, '16

#UNITEDWEZAG

@GONZAGABULLDOGS
@ZAGMBB
/GONZAGABULLDOGS
/ZAGSMBB
@GUBULLDOGS
@ZAGMBB



2016-17 GONZAGA MEN'S BASKETBALL

GAME 1: #13/14 Gonzaga vs. Utah Valley

FRIDAY, NOV. 11, 2016 | 6 PM | SPOKANE | MCCARTHEY ATHLETIC CENTER



#13/14 Gonzaga (0-0)

BULLDOGS



Utah Valley (0-0)

WOLVERINES

GAME DAY

LAST RESULT: W, 122-76 West Georgia (Ex.)
STRK/LAST 3 REGULAR SEASON GAMES: L1/WWL
HEAD COACH: Mark Few (18th Season)
PPG/ALLOWED PER GAME: 00.0/00.0
FG PCT. FOR/AGAINST: 00.0/00.0
TELEVISION: KHQ/ROOT SPORTS (Sam Adams, Richard Fox)
RADIO: Gonzaga IMG Radio Network- 1510 KGA/Sirius XM/TuneIn App (Tom Hudson, Matt Santangelo)
LIVE VIDEO: TheW.tv
LIVE STATS: GoZags.com

LAST RESULT: W, 113-87 Western State (Ex.)
STRK/LAST 3 REGULAR SEASON GAMES: L1/WWL
HEAD COACH: Mark Pope (2nd Season)
PPG/ALLOWED PER GAME: 00.0/00.0
FG PCT. FOR/AGAINST: 00.0/00.0

ABOUT THE SERIES

- This is the first all-time meeting between Gonzaga and Utah Valley.
- Gonzaga is 5-0 all-time versus current WAC schools, with the last meeting against a conference member, an 80-68 home win over New Mexico State, coming on Dec. 7, 2013.

ABOUT UTAH VALLEY

- The Wolverines return two starters and three letterwinners from last year's squad that went 12-18 overall and finished fifth in the WAC with a 6-8 record. Ivory Young and Andrew Bastien return as the lone starters from last year's squad.
- Utah Valley welcomes 11 newcomers to this year's team, including eight who will be eligible to play this year.
- Young led UVU from three-point range last season, connecting on 37.7 percent (49-of-130) of his three-point shots.
- Young ranked fourth on the team in scoring at 9.0 points per game and was third on the team with 52 assists. Bastien led the Wolverines with 33 blocks a year ago.
- Utah Valley was picked to finish fourth by the coaches and fifth by the media in the WAC preseason polls.
- Zach Nelson earned preseason all-WAC second team honors by both the coaches and the media. Nelson returns to the team after sitting out last season with a medical redshirt.
- The junior forward played in all 30 games and made 28 starts for UVU during the 2014-15 season. He led the team in rebounding at 6.1 rebounds a game and ranked second on the team in scoring at 11 points a contest.
- Utah Valley won their exhibition over Western State (Colo.) Monday, 113-87. Brandon Randolph led seven UVU double-digit scorers with 20 points. He had a triple-double with 10 rebounds and 10 assists.

SEASON-OPENING SUCCESS

- The Zags have won 12 straight regular season-openers dating back to a 73-66 loss to Saint Joseph's in the 2003 Coaches vs. Cancer Classic in New York City.
- Gonzaga has won 27 consecutive regular season home-openers since a 73-65 loss to

LAST 10 YEARS OF GU OPENERS	
2015-16 - Northern Arizona	91-52
2014-15 - Sacramento State	104-58
2013-14 - Bryant	100-76
2012-13 - Southern Utah	103-65
2011-12 - Eastern Washington	77-69
2010-11 - Southern	117-72
2009-10 - Mississippi Valley St.	92-74
2008-09 - MSU Billings	83-52
2007-08 - Montana	77-54
2006-07 - Eastern Washington	90-75

LAST GAME'S STARTING LINEUP

Pos.	No.	Name	Yr.	Ht.	PPG	Notable
G	0	Silas Melson	JR	6-4	0.0	Had 5 points and 5 rebounds in 19 minutes versus UWG
G	4	Jordan Mathews	SR	6-4	0.0	Made 5-of-9 from three-point range in exhibition win
G	5	Nigel Williams-Goss	RJR	6-3	0.0	Had 20 points, 8 rebounds and 5 assists in 23 minutes vs UWG
F	3	Johnathan Williams	RJR	6-9	0.0	Recorded a double-double (14 pts, 14rbs) in exhibition win
C	24	Przemek Karnowski	RSR	7-1	0.0	Made 5 of his 6 shots with 14 points in 12 minutes vs UWG

RESERVES

G	10	Bryan Alberts	RSD	6-5	0.0	Scored a game-high 15 points in Kraziness in the Kennel
F	32	Zach Collins	FR	7-0	0.0	Made 6-of-8 from the field with 16 points against West Georgia
C	25	Ryan Edwards	RJR	7-1	0.0	Had three points and two boards in five minutes versus UWG

2016-17 SCHEDULE

NOVEMBER

5	[14/-] WEST GEORGIA # (KHQ)	W, 122-76
11	UTAH VALLEY (KHQ/ROOT)	6 p.m.
14	SAN DIEGO STATE ^ (ESPN2)	9 p.m.
18	BRYANT (KHQ/ROOT)	5:30 p.m.
24	vs. Quinnipiac % (ESPN2)	3:30 p.m.
25	Second Round % (ESPN2)	TBD
27	Final Round % (ESPN2)	TBD

DECEMBER

1	MISSISSIPPI VALLEY STATE (KHQ/ROOT)	6 p.m.
3	vs. Arizona ! (ESPN)	2:30 p.m.
7	WASHINGTON (ESPN2)	8 p.m.
10	AKRON (KHQ/ROOT)	5 p.m.
18	vs. Tennessee (ESPN2)	1 p.m.
21	SOUTH DAKOTA (KHQ/ROOT)	6 p.m.
29	PEPPERDINE * (KHQ/ROOT)	6 p.m.
31	at Pacific * (KHQ/ROOT)	5 p.m.

JANUARY

5	at San Francisco * (ESPN network)	TBA
7	at Portland * (KHQ/ROOT)	7 p.m.
12	LOYOLA MARYMOUNT * (KHQ/ROOT)	6 p.m.
14	SAINT MARY'S * (ESPN2)	7 p.m.
19	at Santa Clara * (ESPNU)	8 p.m.
21	PORTLAND * (KHQ/ROOT)	5 p.m.
26	SAN DIEGO * (KHQ/ROOT)	6 p.m.
28	at Pepperdine * (ESPN2)	7 p.m.

FEBRUARY

2	at BYU * (ESPN2)	8 p.m.
4	SANTA CLARA * (ESPNU)	8 p.m.
9	at Loyola Marymount * (KHQ/ROOT)	7 p.m.
11	at Saint Mary's * (ESPN2)	7 p.m.
16	SAN FRANCISCO * (KHQ/ROOT)	6 p.m.
18	PACIFIC * (KHQ/ROOT)	1 p.m.
23	at San Diego * (KHQ/ROOT)	7 p.m.
25	BYU * (ESPN or ESPN2)	TBA

MARCH

2-7 WCC Championships @

All dates and times are local

HOME GAMES played at McCarthey Athletic Center

[] - denotes Gonzaga/opponent AP ranking at time of game

* West Coast Conference game

Exhibition Game

^ ESPN Tip-Off Marathon - Spokane, Wash.

% AdvoCare Invitational - Orlando, Fla.

! Hoophall LA - Los Angeles

@ WCC Championships - Las Vegas, Nev.

QUICK FACTS

GENERAL INFORMATION

Location: Spokane, Wash.
Founded: 1887
Enrollment: 7,837
Nickname: Bulldogs
Colors: Blue (R-0 G-41 B-103), Red (R-179 G-25 B-52), White (R-255 G-255 B-255),
Facility (Capacity): McCarthy Athletic Center (6,000)
Conference (Affiliation): West Coast (NCAA Div. I)
President: Dr. Thayne M. McCulloh
Athletic Director: Mike Roth
Senior Woman Administrator: Shannon Strahl
Faculty Athletic Representative: Peggy Sue Loro

TEAM INFORMATION

Head Coach (Alma Mater, Year): Mark Few (University of Oregon, 1987)
Record at GU (Years): 466-111 (17 years)
Overall Record (Years): Same
Assistant Coach: Tommy Lloyd (16th Season), Whitman College, 1998
Assistant Coach: Donny Daniels (Seventh Season), Cal State Fullerton, 1977
Assistant Coach: Brian Michaelson (Fourth Season), Gonzaga, 2005
Director of Operations: John Jakus (Third Season), Trinity International, 1999
Athletic Trainer: Josh Therrien (First Season) Washington State, 2007
2015-16 Overall Record: 28-8
2015-16 WCC Record (Finish): 15-3 (T-1st)
Postseason: NCAA Sweet 16
Final 2015-16 Ranking: 21st
Letterwinners Returning/Lost: 8/4
Starters Returning/Lost: 1/4
Men's Basketball Phone: 509-313-4201

HISTORY

First year of basketball: 1908, 1958-59 - First season of NCAA Division I
Overall all-time record: 1,566-1,087 (.590)
No. Years in NCAA (Last): 19 (2016 - Sweet 16)
NCAA Tournament Record: 24-19
No. Years in NIT (Last): 3 (1998)
WCC Tournament titles (Last): 15 (2016)
WCC Regular-Season titles (Last): 19 (2016)

ATHLETIC MEDIA RELATIONS

Assistant Director of Athletics/Communications: Todd Zeidler
SID Office Phone: 509-313-6373
SID Cell Phone: 509-723-7033
SID E-mail: zeidlert@gonzaga.edu
SID/MBB Contact: Barrett Henderson
Office Phone: 509-313-4288
SID Cell Phone: 541-805-5687
SID E-mail: hendersonb@gonzaga.edu
Press Row Phone: 509-313-4224
Website: www.GoZags.com

Boise State on Dec. 7, 1988.

- GU has won all 12 regular season home-oppers in the McCarthy Athletic Center.
- The Bulldogs have won all 17 regular season home-oppers under Head Coach Mark Few, winning by an average margin of 24.9 points.

AN EXHIBITION OF OFFENSE

- The Zags' 122 points in the win over West Georgia were the most points scored by GU in any game since a 123-72 exhibition victory over Northwest Sports in 2003.
- Gonzaga made 42 of its 79 (53.2 percent) shots from the field against West Georgia.

ZAGS TABBED WCC FAVORITES ... AGAIN

- For the 16th straight season, the Gonzaga men's basketball team was selected as favorites in the West Coast Conference preseason coaches' poll.
- The annual poll, along with the WCC Preseason Team, was released at the sixth annual #WCCHoops Tip-Off event at the Spectrum Sports Studios.
- The Bulldogs have been first place in every West Coast Conference preseason poll since 2001.
- GU received seven of the league's 10 first place votes in this year's poll.
- Saint Mary's collected the other three. The Zags had 79 points in the poll, while SMC totaled 75.
- The Gaels and Gonzaga shared the conference regular season title last season, before the Zags beat SMC in the WCC Tournament Championships.
- BYU was third in the preseason poll with 65 points, while Pepperdine and Santa Clara rounded out the top-half of the league with 53 and 49 points.

KARNOWSKI AND PERKINS NAMED PRESEASON ALL-WCC

- The Zags' Przemek Karnowski and Josh Perkins were both named Preseason All-WCC.
- Karnowski makes the list for the third straight season, while Perkins appears for the first time.
- Karnowski returns to the Bulldogs after he missed all but five games in 2015-16 due to a back injury sustained early in the season. In those five games, he averaged 8.8 points and 5.4 rebounds.
- Perkins was named to the league's All-Freshman Team last season after averaging 10.1 points and 4.1 assists per game.

THE RETURN OF PRZEMEK

- Przemek Karnowski returns for his redshirt senior season after last season's back injury.
- The Torun, Poland native became the 39th player in program history to top 1,000 points for his career last season.
- He also stands just 19 rebounds shy of becoming the 14th player with at least 600 rebounds.
- The combination of 1,000 points and 600 rebounds has only been achieved by eight players in school history.

COACHES START ZAGS AT NO. 13

- Gonzaga was ranked No. 13 in the USA Today Preseason Coaches' Poll.
- The Bulldogs had 371 points in the poll, two spots behind Arizona at No. 11 with 468 points. The Wildcats and GU matchup in Los Angeles on Dec. 3.
- WCC foe, Saint Mary's, received 203 points and were ranked No. 19. The Bulldogs and SMC faceoff on Jan. 14 and Feb. 11.
- The Zags were ranked 11th in last year's USA Today preseason coaches' poll, before ending the season at No. 21.
- Gonzaga is ranked in the preseason coaches' poll for the seventh consecutive season, and opens in the top-15 for the fourth straight year.
- The Bulldogs were No. 13 in the 2014-15 USA Today Preseason Coaches' Poll before finishing the season in the Elite Eight with a program record 35 wins.
- GU received its highest ranking ever in the Preseason Coaches' Poll in 2005-06 at No. 7, with 540 points.

AP STARTS GONZAGA AT NO. 14

- In the Associated Press Top 25 Preseason Poll, the Zags were ranked No. 14, with 699 points.
- Arizona was No. 10 (1,004 points), while Saint Mary's was No. 17 (512 points).
- The Zags were ranked ninth in last year's AP preseason poll. GU received eight votes in the final poll.
- The Bulldogs' best showing in a preseason AP Top 25 poll was No. 8 at the beginning of the 2005-06 season.
- Duke topped both polls, and other 2016-17 GU opponents, San Diego State and Washington received votes in both polls.

MATHEWS NAMED TO JERRY WEST WATCH LIST

- Jordan Mathews was named one of 20 candidates for the 2017 Jerry West Shooting Guard of the Year Award.
- Named after Hall of Famer and 1959 NCAA Final Four Most Outstanding Player Jerry West, the annual honor in its third year recognizes the top shooting guards in Division I men's college basketball.
- Mathews averaged 13.5 points per game last season at Cal. He made 89 threes in 2015-16, 28 more than anyone else on the roster. He averaged 2.62 three-pointers made per game at 41.6 percent shooting from beyond the arc.

WILLIAMS-GOSS NAMED TO BOB COUSY WATCH LIST

- Nigel Williams-Goss was named to the Bob Cousy Award Watch List.
- Named after Hall of Famer and former Boston Celtic and Holy Cross guard Bob Cousy, the annual honor is in its 14th year recognizes the top point guards in Division I men's college basketball.

- Williams-Goss, a redshirt junior from Happy Valley, Ore., is one of 20 players on the list, and is the lone player from the West Coast Conference on the list.
- The transfer from Washington averaged 15.6 points and 5.9 assists per game for Washington in 2014-15.
- Williams-Goss was one of 16 finalists for the Bob Cousy Award in 2014-15.

SELLOUT STREAK CONTINUES

- Gonzaga has played in front of 228 consecutive sellouts inside the McCarthy Athletic Center.
- Six-thousand fans piled into the McCarthy Athletic Center for the exhibition win over West Georgia.
- The Zags have won 162 of the 175 games played inside the McCarthy Athletic Center since it opened in 2004-05.

GONZAGA INCLUDED IN ELITE TOURNAMENT

- The creation of PK80 -- Phil Knight Invitational, a 16-team, early-season men's college basketball tournament honoring Nike co-founder and 2012 Naismith Memorial Basketball Hall of Fame inductee Phil Knight in advance of his 80th birthday, will take place over Thanksgiving week in 2017 from Portland, Ore.
- One of the largest regular-season tournaments in college basketball history, sporting a field featuring some of the top schools in the nation, will be played Nov. 23, Nov. 24 and Nov. 26, in the Moda Center and Veterans Memorial Coliseum.
- Participating schools include Arkansas, Butler, Connecticut, Duke, Florida, Georgetown, Gonzaga, Michigan State, North Carolina, Ohio State, Oklahoma, Oregon, Portland, Portland State, Stanford and Texas.
- Two eight-team events -- consisting of three games per team -- will run simultaneously in the two buildings with the crowning of two bracket champions. All games from Portland will be televised on ESPN networks.

BULLDOGS ARE BACK IN MAUI IN 2018

- The 2018 Maui Jim Maui Invitational, America's premier early season basketball tournament, will feature eight Division I programs for the first time in its 35-year history when Arizona, Auburn, Duke, Gonzaga, Illinois, Iowa State, San Diego State and Xavier visit the island.
- The 2018 Maui Jim Maui Invitational will be played November 19-21 at Maui's famed Lahaina Civic Center.
- Gonzaga returns to the Maui Invitational for the fifth time (2002, 2005, 2009, 2013).
- The Zags won the 2009 tournament title behind co-Tournament MVP performances from Steven Gray and Matt Bouldin.

WINS THIS DECADE

- Gonzaga has the third-best winning percentage (.818) in the NCAA since the start of the 2009-10 season.
- Gonzaga has won 202 games this decade, the fourth-most in the NCAA in that timeframe.

BACK-TO-BACK SWEET 16s

- Gonzaga is one of just six teams that has played in the last two Sweet 16s.
- The Zags join a list that includes Duke, North Carolina, Notre Dame, Oklahoma and Wisconsin.
- Gonzaga has appeared in seven Sweet 16s since 1999.

25-PLUS WINS IN NINE CONSECUTIVE SEASONS

- Gonzaga's win over BYU in the 2016 WCC semifinals gave the Bulldogs their 25th win of the season.
- It marked the ninth straight time, and 15th time in Mark Few's 17 seasons, that GU has won at least 25 games.
- The only two seasons of the Few era without 25 wins were 2007 (23-10) and 2004 (24-9).
- Gonzaga has won at least 20 games in 19 straight seasons and 22 of the last 23.

WILTJER AND SABONIS MAKE NBA ROSTERS

- Former Gonzaga men's basketball All-Americans and NBA rookies Domantas Sabonis and Kyle Wiltjer joined fourth-year veteran Kelly Olynyk as each made their respective team's 15-man rosters recently.
- After going undrafted, Wiltjer used a stellar preseason with the Houston Rockets to cement his position on the roster. In six preseason games, Wiltjer averaged 8.3 points in 14.8 minutes per game. He added 2.7 rebounds per game.
- Sabonis averaged 23.5 minutes per contest in six preseason games for the Oklahoma City Thunder. The 11th overall pick in the 2016 NBA Draft scored 6.5 points per game, making 48.4 percent of his shots from the field. He also grabbed 2.7 rebounds a game.
- Olynyk returns for his fourth season with the Boston Celtics. He is averaging 9.6 points and 4.7 rebounds in his first three seasons.

AWARDS AND WATCH LISTS

Przemek Karnowski

Preseason All-WCC

Jordan Mathews

Jerry West Award Watch List

Josh Perkins

Preseason All-WCC

Nigel Williams-Goss

Bob Cousy Award Watch List

NBCSports Preseason Top 100 List (15)

Winning Pct. Since the Start of the 2009-10 Season - NCAA

1. Kansas	216	43	.834
2. Kentucky	217	47	.822
3. Gonzaga	202	45	.818
4. Duke	210	47	.817
5. Wichita State	202	48	.808
6. San Diego State	194	55	.779
7. Stephen F. Austin	177	51	.776
8. Syracuse	190	59	.763
9. Louisville	191	61	.758
10. Ohio State	193	62	.757

through April 4

Wins Since the Start of the 2009-10 Season - NCAA

1. Kentucky	217
2. Kansas	216
3. Duke	210
4. Gonzaga	202
Wichita State	202
6. San Diego State	194
7. Ohio State	193
8. Louisville	191
9. Syracuse	190
10. North Carolina	189

through April 4

GONZAGA IMG RADIO NETWORK

Walla Walla	KTEL 1490
Portland	KUIK 1360
Wenatchee	KKRT 900
Moses Lake	KWIQ 1020
Seattle	KTEL 1490
Shelton	KTEL 1490
Lewiston	KTEL 1490
Sirius XM (when ranked in Top 25)	
tunein Radio App	

- Six hours of coverage on Game Day**
- One-hour extended pre-game show
 - One-hour pre-game show
 - 2-3 hour game broadcast
 - 45-minute post-game show
 - One-hour extended post-game show

2016-17 Numerical Roster

No.	Name	Pos.	Ht.	Wt.	Yr.	Exp.	Hometown/High School/College
0	Silas Melson	G	6-4	195	JR	2L	Portland, Ore./Jefferson
2	Jack Beach	G	6-2	175	SO	1L	San Diego, Calif./Torrey Pines
3	Johnathan Williams	F	6-9	228	RS JR	RS	Memphis, Tenn./Southwind/Missouri
4	Jordan Mathews	G	6-4	203	SR	TR	Los Angeles, Calif./Santa Monica/California
5	Nigel Williams-Goss	G	6-3	195	RS JR	RS	Happy Valley, Ore./Findlay Prep/Washington
10	Bryan Alberts	G	6-5	198	RS SO	1L	Northridge, Calif./Village Christian
13	Josh Perkins	G	6-3	190	RS SO	1L	Park Hill, Colo./Huntington Prep
14	Jacob Larsen	C	6-11	227	FR	HS	Holte, Denmark/Falkonergardens Gymnasium
15	Rem Bakamus	G	6-0	173	RS SR	3L	Longview, Wash./Mark Morris
21	Rui Hachimura	F	6-8	225	FR	HS	Sendai, Japan/Meisei
22	Jeremy Jones	F	6-6	210	RS SO	RS	San Antonio, Texas/East Central/Rice
23	Zach Norvell Jr.	G	6-5	205	FR	HS	Chicago, Ill./Simeon
24	Przemek Karnowski	C	7-1	300	RS SR	3L	Torun, Poland/Nicolaus Copernicus
25	Ryan Edwards	C	7-1	295	RS JR	2L	Kalispell, Mont./Glacier
32	Zach Collins	F	7-0	230	FR	HS	Las Vegas, Nev./Bishop Gorman
33	Killian Tillie	F	6-10	200	FR	HS	Cagnes-sur-Mer, France/INSEP
55	Dustin Triano	G	6-3	180	RS JR	2L	Vancouver, B.C./New Hampton

2016-17 Alphabetical Roster

No.	Name	Pos.	Ht.	Wt.	Yr.	Exp.	Hometown/High School/College
10	Bryan Alberts	G	6-5	198	RS SO	1L	Northridge, Calif./Village Christian
15	Rem Bakamus	G	6-0	173	RS SR	3L	Longview, Wash./Mark Morris
2	Jack Beach	G	6-2	175	SO	1L	San Diego, Calif./Torrey Pines
32	Zach Collins	F	7-0	230	FR	HS	Las Vegas, Nev./Bishop Gorman
25	Ryan Edwards	C	7-1	295	RS JR	2L	Kalispell, Mont./Glacier
21	Rui Hachimura	F	6-8	225	FR	HS	Sendai, Japan/Meisei
22	Jeremy Jones	F	6-6	210	RS SO	RS	San Antonio, Texas/East Central/Rice
24	Przemek Karnowski	C	7-1	300	RS SR	3L	Torun, Poland/Nicolaus Copernicus
14	Jacob Larsen	C	6-11	227	FR	HS	Holte, Denmark/Falkonergardens Gymnasium
4	Jordan Mathews	G	6-4	203	SR	TR	Los Angeles, Calif./Santa Monica/California
0	Silas Melson	G	6-4	195	JR	2L	Portland, Ore./Jefferson
23	Zach Norvell Jr.	G	6-5	205	FR	HS	Chicago, Ill./Simeon
13	Josh Perkins	G	6-3	190	RS SO	1L	Park Hill, Colo./Huntington Prep
33	Killian Tillie	F	6-10	200	FR	HS	Cagnes-sur-Mer, France/INSEP
55	Dustin Triano	G	6-3	180	RS JR	2L	Vancouver, B.C./New Hampton
3	Johnathan Williams	F	6-9	228	RS JR	RS	Memphis, Tenn./Southwind/Missouri
5	Nigel Williams-Goss	G	6-3	195	RS JR	RS	Happy Valley, Ore./Findlay Prep/Washington

Coaching Staff

Head Coach: Mark Few (18th Season), Oregon, 1987

Assistant Coach: Tommy Lloyd (18th Season), Whitman College, 1998

Assistant Coach: Donny Daniels (Seventh Season), Cal State Fullerton, 1977

Assistant Coach: Brian Michaelson (Fourth Season), Gonzaga, 2005

Pronunciation Guide

Rem BAKAMUS: BACK-uh-miss

RUI HACHIMURA: ROO-ee HATCH-ee-MURR-uh

PRZEMEK KARNOWSKI: SHEM-ick CAR-now-SKI

Dustin TRIANO: TREE-aw-no

Gonzaga: Gone-ZAG-uh (Zag rhymes with "bag")

Roster Breakdown by State/Province/Country

California (3): Alberts, Beach, Mathews

Oregon (2): Melson, Williams-Goss

Colorado (1): Perkins

Illinois (1): Norvell Jr.

Montana (1): Edwards

Nevada (1): Collins

Tennessee (1): Williams

Texas (1): Jones

Washington (1): Bakamus

British Columbia (1): Triano

France (1): Tillie

Japan (1): Hachimura

Poland (1): Karnowski

Denmark (1): Larsen

Roster Breakdown by Class

Senior (3): Bakamus, Karnowski, Mathews

Junior (5): Edwards, Melson, Triano, Williams, Williams-Goss

Sophomore (4): Alberts, Beach, Jones, Perkins

Freshman (5): Collins, Hachimura, Larsen, Norvell Jr., Tillie

The Few Era

HEAD COACH

Year	Overall		Conf.		WCC Finish	Post-Season
	W	L	W	L		
2016	28	8	15	3	T-1st	NCAA Sweet 16
2015	35	3	17	1	1st	NCAA Elite Eight
2014	29	7	15	3	1st	NCAA 3rd Round
2013	32	3	16	0	1st	NCAA 3rd Round
2012	26	7	13	3	2nd	NCAA 3rd Round
2011	25	10	11	3	T-1st	NCAA 3rd Round
2010	27	7	12	2	1st	NCAA 2nd Round
2009	28	6	14	0	1st	NCAA Sweet 16
2008	25	8	13	1	1st	NCAA 1st Round
2007	23	11	11	3	1st	NCAA 1st Round
2006	29	4	14	0	1st	NCAA Sweet 16
2005	26	5	12	2	1st	NCAA 2nd Round
2004	28	3	14	0	1st	NCAA 2nd Round
2003	24	9	12	2	1st	NCAA 2nd Round
2002	29	4	13	1	1st	NCAA 1st Round
2001	26	7	13	1	1st	NCAA Sweet 16
2000	26	9	11	3	2nd	NCAA Sweet 16
TOTAL	466	111	226	28		

ASSISTANT COACH

Year	Overall		Conf.		WCC Finish	Post-Season
	W	L	W	L		
1999	28	7	12	2	1st	NCAA Elite Eight
1998	24	10	10	4	1st	NIT - 2nd Round
1997	15	12	8	6	T- 4th	
1996	21	9	10	4	T-1st	NIT
1995	21	9	7	7	4th	NCAA
1994	22	8	12	2	1st	NIT 2nd Round
1993	19	9	10	4	2nd	
1992	20	10	8	6	3rd	

GRADUATE ASSISTANT COACH

Year	Overall		Conf.		WCC Finish	Post-Season
	W	L	W	L		
1991	14	14	5	9	4th	
1990	8	20	3	11	8th	

WCC Regular-Season Titles (19)

2013-16; 2001-11; 1998-99; 1996; 1994

WCC Tournament Titles (16)

2013-16; 2009-11; 2004-07; 1999-02; 1995

WCC Tournament Championship Games (22)

1998-2016; 1995-96; 1992

NCAA Tournament Appearances (19)

1999-2016; 1995

NIT Appearances (3)

1998, 1996, 1994



MARK FEW

HEAD COACH - 18TH YEAR - 28TH OVERALL AT GONZAGA

Gonzaga University head coach Mark Few has established himself as one of the most successful coaches in NCAA Division I basketball annals in his 18th season at the helm. He served as an assistant coach at GU for 10 seasons prior to taking the reins of the program.

Few has put together one of the most dominating runs in NCAA history, especially in the West Coast Conference. The Zags have won or shared 15 regular season league titles in his 17 seasons (all but the 1999-2000 and 2011-12 seasons) and taken home the conference tournament championship 13 times. The Bulldogs won or shared 11 straight West Coast Conference regular-season titles from 2000-11, which was the longest current active streak in the nation at the time and the second-best streak all-time in the NCAA Division I ranks behind UCLA's 13 Pac-10 Conference titles from 1967-79.

Gonzaga has been to the "Dance" in each of his 17 seasons, and 18 times in a row overall. That marks the fourth-longest streak in the nation behind Kansas, Duke and Michigan State.

Few has led Gonzaga to an Elite Eight appearance (2015) and six Sweet 16 appearances (2000, '00, '06, '09, '15, '16), coached 10 All-Americans, six Academic All-Americans, 70 all-conference selections, 11 WCC Players of the Year, six league newcomers of the year and six league defenders of the year. Few has also cultivated NBA talent, including current NBA players in Kelly Olynyk, Domantas Sabonis and Kyle Wiltjer. He also helped recruit and develop Dan Dickau, Richie Frahm, Adam Morrison, Jeremy Pargo, Austin Daye, Rob Sacre, Ronny Turiaf and Elias Harris, all NBA players. Morrison became the highest-drafted player in GU history when he was taken No. 3 overall by the Charlotte Bobcats in 2006.

Entering the 2016-17 season, Few:

- Is the winningest active coach by percentage at .808 (466-111), leading legendary coach Roy Williams of the University of North Carolina at .789 percent (783-209 in 28 years).
- Tied for 17th for fastest to 100 wins in Division I, accomplishing the feat in 126 games
- Third fastest to 200 wins, reaching the milestone in 247 games
- Tied for sixth fastest to 300 wins, achieving his 300th win in his 347th game
- Fifth fastest to 400 wins, achieving the milestone in 499 games
- Ranks ninth in winning percentage after five seasons at .806 (133-32) and six seasons .811 (159-37); sixth after seven seasons at .821 (188-41); seventh after eight seasons .802 (211-52); seventh after 10 seasons .800 (264-66); sixth for 11 seasons .799 (291-73); ninth after 12 seasons .792 (316-83); ninth after 13 seasons .792 (342-90), fourth after 14 seasons at .801 (374-93), sixth after 15 seasons at .801 (403-100), third after 16 seasons at .810 (438-103), and fourth after 17 seasons at .808 (466-111)
- Ranks second for most wins after two seasons (52-16); fourth for three seasons (81-20); third for four seasons (105-29) and five seasons (133-32); second for six seasons (159-37); first for seven seasons (188-41); fourth for eight seasons (211-52) and nine seasons (236-60); third for 10 seasons (266-64), 11 seasons (291-73) and 12 seasons (316-83); second for 13 seasons (342-90), 14 seasons (374-93) and 15 seasons (403-100), first for 16 seasons (438-103), and second for 17 seasons (466-111)
- Is in the Top 15 among active Division I coaches for most 20-win seasons with 17, never having won less than 20 games in a season
- Is tied for fifth for most consecutive 20-win seasons for active coaches with 17

The Bulldogs made an 18th straight trip to the NCAA Tournament in 2016, a streak that started when Few was an assistant coach in 1999 and currently ranks the Zags tied for fourth among current active streaks behind Kansas, Duke and Michigan State. When Dan Monson departed for the University of Minnesota following that Elite Eight season, Few was named head coach and has continued the streak the past 16 years.

Gonzaga ended the 2015-16 season with a 28-8 record in the program's seventh Sweet 16 appearance. The Zags shared the West Coast Conference regular season title, before winning the WCC Tournament for the 15th time in program history. Kyle Wiltjer and Domantas Sabonis were both named First Team All-WCC, while Eric McClellan was tabbed the league's Defender of the Year. Wiltjer and Sabonis were named honorable mention All-Americans by the Associated Press. Wiltjer also received a Senior CLASS All-American honor.

In 2015, Gonzaga took full advantage of that 17th consecutive trip to the NCAA Tournament, making a run to the Elite Eight, before falling to eventual national champion Duke. The Zags won a school-record 35 games last season, including a record 22-game win streak, and WCC regular season and tournament titles. Few was named WCC Coach of the Year in a sweep of league individual awards -- Kevin Pangos, Player of the Year; Gary Bell Jr., Defender of the Year, Kyle Wiltjer Newcomer of the Year. In addition, Pangos and Wiltjer each earned multiple All-America honors, including Third Team accolades from the Associated Press. Following the season, Few also threw out the first pitch at a Seattle Mariners game on June 6, and coached the USA Team that earned a bronze medal at the Pan-Am Games.

PLAYER INFORMATION:**Starters (More Than 50% of Games Started) Returning (R) and Lost (L):**

Name	Pos	Ht	Wt	Cl	GP-GS	FGM-FGA	PCT	Pts./Avg	Reb./Avg.	Ast./Avg.
(L) Kyle Dranginis	G	6-5	203	SR	36-25	85-195	.436	234/6.5	161/4.5	110/3.1
(L) Eric McClellan	G	6-4	196	SR	36-36	134-282	.475	385/10.7	116/3.2	71/2.0
(R) Josh Perkins	G	6-3	190	RSO	36-36	127-293	.433	365/10.1	120/3.3	146/4.1
(L) Domantas Sabonis	F	6-11	240	SO	36-31	239-391	.611	633/17.6	426/11.8	64/1.8
(L) Kyle Wiltjer	F	6-10	240	SR	36-36	260-529	.491	736/20.4	228/6.3	53/1.5

Other Letterwinners Returning (R) and Lost (L):

Name	Pos	Ht	Wt	Cl	GP-GS	FGM-FGA	PCT	Pts./Avg	Reb./Avg.	Ast./Avg.
(R) Bryan Alberts	G	6-5	198	RSO	34-10	30-76	.395	88/2.6	43/1.3	9/0.3
(R) Rem Bakamus	G	6-0	173	RSR	15-0	2-6	.333	9/0.6	9/0.6	2/0.1
(R) Jack Beach	G	6-2	175	SO	13-0	1-4	.250	2/0.2	2/0.2	1/0.1
(R) Ryan Edwards	C	7-1	295	RJR	31-0	28-57	.491	81/2.6	69/2.2	4/0.1
(R) Silas Melson	G	6-4	195	JR	36-1	78-203	.384	238/6.6	93/2.6	30/0.8
(R) Dustin Triano	G	6-3	180	RJR	18-0	8-14	.571	25/1.4	9/0.5	6/0.3
(R) Przemek Karnowski#	C	7-1	300	RSR	5-5	19-32	.594	44/8.8	27/5.4	6/1.2

NOTE: Players returning (R) listed by class as of fall, 2016; players lost (L) listed by class as of fall, 2015.

Statistics from 2015-16 at Gonzaga University (Pre-Injury)

Returning Redshirts:

Name	Pos	Ht	Wt	Cl	GP/GS	FGM-FGA	PCT	Pts/Avg	Reb./Avg.	Asst/Avg.
Jeremy Jones%	F	6-6	210	RSO	24/2	19-38	.500	53/2.2	68/2.8	7/0.3
Johnathan Williams\$	F	6-9	228	RJR	32/32	128-311	.412	381/11.9	228/7.1	27/0.8
Nigel Williams-Goss&	G	6-3	195	RJR	30/30	186-421	.442	468/15.6	141/4.7	177/5.9

% Statistics from 2014-15 at Rice University. Eligible for 2016-17 season.

\$ Statistics from 2014-15 at University of Missouri. Eligible for 2016-17 season.

& Statistics from 2014-15 at University of Washington. Eligible for 2016-17 season.

Newcomers (5):

Name	Pos	Ht	Wt	Cl	Hometown (Previous School)
Zach Collins	F	7-0	230	FR	Las Vegas, Nev. (Bishop Gorman)
Rui Hachimura	F	6-8	225	FR	Sendai, Japan (Meisei)
Jacob Larsen	C	6-11	227	FR	Holte, Denmark (Falkonergardens Gymnasium)
Zach Norvell Jr.	G	6-5	205	FR	Chicago, Ill. (Simeon)
Killian Tillie	F	6-10	200	FR	Cagnes-sur-Mer, France (INSEP)

Incoming Transfers:

Name	Pos	Ht	Wt	Cl	GP-GS	FGM-FGA	PCT	Pts/Avg	Reb./Avg.	Asst/Avg.
Jordan Mathews !	G	6-4	203	SR	34-19	143-339	.422	458/13.5	116/3.4	43/1.3

! Statistics from 2015-16 at University of California. Eligible for 2016-17 season.

2015-16 WCC STANDINGS

Standings	WCC			OVERALL			AP 25	USA TODAY	HOME	ROAD	OVERALL	
	W-L	GB	PCT	W-L	PCT	STRK	W-L	W-L	W-L	W-L	PF	PA
Saint Mary's	15-3	--	.833	29-6	.829	L1	0-0	0-0	18-1	7-3	73.6	60.9
Gonzaga	15-3	--	.833	28-8	.778	L1	3-3	4-1	11-4	9-2	78.9	81.6
BYU	13-5	2	.722	26-11	.703	L1	1-0	2-0	14-2	6-6	83.6	72.8
Pepperdine	10-8	5	.556	18-14	.563	L2	0-0	0-2	10-3	6-7	73.4	71.5
San Francisco	8-10	7	.444	15-15	.500	L4	0-0	0-1	10-7	5-7	77.6	78.7
Santa Clara	7-11	8	.389	11-20	.355	L1	0-1	0-2	7-8	3-9	67.2	73.3
Loyola Marymount	6-12	9	.333	14-17	.452	L1	0-0	0-2	8-6	5-10	71.2	74.8
Portland	6-12	9	.333	12-20	.375	L3	0-0	0-1	8-7	3-9	77.6	79.8
Pacific	6-12	9	.333	8-20	.286	L1	0-1	0-1	6-8	2-11	69.6	71.8
San Diego	4-14	11	.222	9-21	.300	L1	0-1	0-2	6-7	1-11	60.7	69.1

WCC PLAYER OF THE WEEK

Coming Nov. 14

WCC PLAYERS OF THE WEEK

Nov. 14 -

WCC THIS WEEK

SATURDAY, OCTOBER 29

BYU 102, Seattle Pacific 82 #

Portland 87, Multnomah 57 #

FRIDAY, NOVEMBER 4

Loyola Marymount 80, Sonoma State 50 #

Pacific 106, Bristol 39 #

Portland 92, Evergreen State 54 #

SATURDAY, NOVEMBER 5

Gonzaga 122, West Georgia 76 #

Santa Clara 83, Life Pacific 65 #

WEDNESDAY, NOVEMBER 9

BYU-Hawaii at BYU #

6 p.m.

Exhibition

FRIDAY, NOVEMBER 11

Pacific at UCLA

6 p.m. Pac-12

Utah Valley at Gonzaga

6 p.m. ROOT/KHQ

Vanguard at Loyola Marymount

7 p.m. theW.tv

Cal Poly at Pepperdine

7 p.m. theW.tv

UC Riverside at Portland

7 p.m. theW.tv

Northern Arizona at Santa Clara

7 p.m. theW.tv

Illinois-Chicago at San Francisco

8 p.m. theW.tv

Nevada at Saint Mary's

8 p.m. theW.tv

San Diego at San Diego State

8 p.m. ESPNU

SATURDAY, NOVEMBER 12

UC Davis at Santa Clara

6 p.m. theW.tv

SUNDAY, NOVEMBER 13

Tennessee State at Santa Clara

2:30 p.m. theW.tv

STAT LEADERS

INDIVIDUAL RANKINGS

Player

NCAA

WCC

Value

TEAM RANKINGS

NCAA

WCC

Value

2016-17 Preseason Poll

1. Gonzaga (7) 79
2. Saint Mary's (3) 75
3. BYU 65
4. Pepperdine 53
5. Santa Clara 49
6. Loyola Marymount 34
7. Pacific 29
8. Portland 28
9. San Francisco 27
10. San Diego 11

(First place votes)

2016-17 Preseason Team

Name	School	Yr.	Pos
Jared Brownridge	Santa Clara	Sr.	G
Nick Emery	BYU	So.	G
Przemek Karnowski	Gonzaga	Sr.	C
Eric Mika	BYU	So.	C
Lamond Murray Jr.	Pepperdine	Sr.	G/F
Emmett Naar	Saint Mary's	Jr.	G
Josh Perkins	Gonzaga	So.	G
Dane Pineau	Saint Mary's	Sr.	F
Joe Rahon	Saint Mary's	Sr.	G
Alec Wintering	Portland	Sr.	G

NCAA Tournament Appearances Since 1992

Gonzaga (1995, '99, '00; '01; '02; '03; '04; '05, '06, '07, '08; '09, '10, '11, '12, '13, '14, '15, '16)
 BYU ('92, '93, '95, '01, '03, '04, '07, '08, '09, '10, '11, '12, '13, '15, '16)
 Pepperdine (1992, '94, '00; '02)
 Pacific (1992, '04, '05, '06)
 Portland (1996)
 Santa Clara (1993, '95, '96)
 San Diego (2003, '08)
 San Francisco (1998)
 Saint Mary's (1997, '08, '10, '12, '13)

NIT Appearances Since 1992

Gonzaga (1994, '96, '98)
 Pepperdine (1993, '99)
 BYU (1951, '53, '54, '66, '82, '86, '94, '00, '02, '06, '13, '16)
 Pacific (1998)
 Saint Mary's (2009, '15, '16)
 San Francisco (2005)

WCC Championship Game Appearances Since 1992

Gonzaga (1992, '95, '96, '98, '99, '00, '01, '02, '03, '04, '05, '06, '07, '08, '09, '10, '11, '12, '13, '14, '15, '16)
 BYU (2014, '15)
 Loyola Marymount (2006)
 Pepperdine (1992, '93, '94, '00, '02)
 Portland (1995, '96)
 Saint Mary's (1997, '04, '05, '09, '10, '11, '12, '13, '16)
 San Diego (1994, '03, '08)
 San Francisco (1997, '98)
 Santa Clara (1993, '99, '01, '07)

Gonzaga vs. Utah Valley
// SERIES HISTORY //

Date	Site	W/L	GON-Opp
First-ever meeting			

Overall: 0-0
 At Spokane: 0-0
 At McCarthey Athletic Center: 0-0
 At Orem: 0-0
 At Neutral Site: 0-0
 Few vs. UVU: 0-0
 Pope vs. GON: 0-0
 Most GON Points:
 Most UVU Points:
 Fewest GON Points:
 Fewest UVU Points:
 Largest GON Margin:
 Largest UVU Margin:
 Last GON Win:
 Last UVU Win:
 Current Streak:
 Longest GON Win Streak:
 Longest GON Home Win Streak:
 Longest GON Away Win Streak:
 Longest UVU Win Streak:
 Longest UVU Home Win Streak:
 Longest UVU Away Win Streak:
 * Active Streak
 In Overtime: 0-0

Official Basketball Box Score -- Game Totals -- Final Statistics
 Western State vs Utah Valley
 Nov. 7 7pm at UCCU Center (Orem, Utah)

Western State 87

##	Player	Total FG-FGA	3-Ptr FG-FGA	FT-FTA	Rebounds			PF	TP	A	TO	Blk	Stl	Min
					Off	Def	Tot							
22	Branden Cosby-Lee	f 1-2	0-0	0-0	2	5	7	5	2	2	3	0	0	17
23	Patrick Sniff	f 5-11	0-0	2-5	1	6	7	2	12	1	3	0	1	31
11	Will Duggan	g 5-11	3-5	3-3	0	3	3	1	16	6	2	0	2	22
20	Ray Beresford	g 2-6	0-1	3-4	0	2	2	2	7	2	0	0	0	19
25	Ben Beauchamp	g 4-7	2-4	0-2	0	4	4	1	10	4	5	0	0	22
01	Monroe Porter	1-3	1-3	5-7	1	2	3	2	8	1	0	1	0	18
05	Brady Subart	2-5	2-3	2-2	0	4	4	3	8	3	3	0	0	21
10	James Willis	2-5	1-2	2-2	0	4	4	2	7	0	1	0	0	18
21	Zach Madlom	1-1	1-1	0-0	0	1	1	4	3	0	0	0	0	9
33	Collin Smith	4-12	0-3	6-7	3	2	5	4	14	1	3	0	1	23
Team					1	1	2							
Totals		27-63	10-22	23-32	8	34	42	26	87	20	20	1	4	200
FG % 1st Half: 14-35 40.0% 2nd half: 13-28 46.4% Game: 27-63 42.9% Deadball Rebounds 4 3FG % 1st Half: 6-15 40.0% 2nd half: 4-7 57.1% Game: 10-22 45.5% FT % 1st Half: 10-14 71.4% 2nd half: 13-18 72.2% Game: 23-32 71.9%														

Utah Valley 113

##	Player	Total FG-FGA	3-Ptr FG-FGA	FT-FTA	Rebounds			PF	TP	A	TO	Blk	Stl	Min
					Off	Def	Tot							
21	Nelson, Zach	f 4-5	0-0	3-4	2	4	6	2	11	2	0	0	1	11
22	Neilson, Isaac	f 5-7	0-1	2-2	2	4	6	4	12	0	1	4	0	25
11	Toolson, Conner	g 6-14	3-9	0-0	0	2	2	3	15	1	4	1	3	27
23	Randolph, Brandon	g 6-9	1-2	7-9	2	8	10	1	20	10	1	0	2	31
25	Ogbe, Kenneth	g 3-9	3-6	3-6	1	2	3	3	12	1	0	0	0	15
03	Davenport, Telly	1-1	0-0	0-0	2	0	2	4	2	2	0	1	1	7
05	Schenck, Hayden	1-2	0-0	2-2	0	3	3	1	4	3	0	0	0	13
10	Poydras, Jordan	3-12	3-11	0-0	0	2	2	2	9	4	1	0	1	21
12	Tahvanainen, Joonas	1-3	0-1	1-2	2	1	3	3	3	0	1	0	0	12
13	Young, Ivory	4-7	2-5	0-0	0	1	1	2	10	1	2	0	0	15
24	Stutzman, Jared	5-9	4-8	1-2	0	5	5	4	15	2	0	0	1	23
Team					0	1	1							
Totals		39-78	16-43	19-27	11	33	44	29	113	26	10	6	9	200
FG % 1st Half: 17-36 47.2% 2nd half: 22-42 52.4% Game: 39-78 50.0% Deadball Rebounds 2 3FG % 1st Half: 8-20 40.0% 2nd half: 8-23 34.8% Game: 16-43 37.2% FT % 1st Half: 11-15 73.3% 2nd half: 8-12 66.7% Game: 19-27 70.4%														

Officials: D.G. Nelson, Casey McClellan, Matt Basham
 Technical fouls: Western State-None. Utah Valley-None.
 Attendance: 1123

Score by periods	1st	2nd	Total
Western State	44	43	87
Utah Valley	53	60	113

Points	In Paint	Off T/O	2nd Chance	Fast Break	Bench
WESTER	22	13	11	6	40
UVU	46	27	18	20	43

Last FG - WESTERN 2nd-04:09, UVU 2nd-00:53.
 Largest lead - WESTERN by 3 1st-17:36, UVU by 28 2nd-00:53.
 WESTERN led for 00:28. UVU led for 37:12. Game was tied for 02:20.

Score tied - 3 times.
 Lead changed - 2 times.

AP Top 25

(Preseason - Oct. 31)	REC	PTS
1 Duke (58)	0-0	1,612
2 Kentucky (2)	0-0	1,479
3 Kansas	0-0	1,476
4 Villanova (4)	0-0	1,465
5 Oregon (1)	0-0	1,343
6 North Carolina	0-0	1,314
7 Xavier	0-0	1,167
8 Virginia	0-0	1,149
9 Wisconsin	0-0	1,135
10 Arizona	0-0	1,004
11 Indiana	0-0	917
12 Michigan State	0-0	903
13 Louisville	0-0	755
14 Gonzaga	0-0	699
15 Purdue	0-0	672
16 UCLA	0-0	540
17 Saint Mary's	0-0	512
18 Connecticut	0-0	504
19 Syracuse	0-0	464
20 West Virginia	0-0	360
21 Texas	0-0	250
22 Creighton	0-0	231
23 Rhode Island	0-0	199
24 Iowa State	0-0	168
25 Maryland	0-0	144

Also receiving votes: Cincinnati 110, Dayton 98, Florida State 88, California 74, San Diego State 48, Miami 35, NC State 29, Butler 21, Wichita St 21, Ohio State 18, Virginia Tech 18, Florida 18, Texas A&M 14, Mississippi State 14, Oklahoma 11, Colorado 10, Michigan 8, Monmouth 7, Notre Dame 6, Washington 5, Seton Hall 5, Princeton 2, Ohio 1, Vanderbilt 1, Harvard 1

USA Today Coaches Poll

(Preseason - Oct. 20)	REC	PTS
1 Duke (27)	0-0	792
2 Kansas (1)	0-0	721
3 Villanova (1)	0-0	700
4 Kentucky (2)	0-0	695
5 Oregon (1)	0-0	620
6 North Carolina	0-0	614
7 Virginia	0-0	596
8 Xavier	0-0	552
9 Michigan State	0-0	544
10 Wisconsin	0-0	487
11 Arizona	0-0	468
12 Indiana	0-0	435
13 Gonzaga	0-0	371
14 Louisville	0-0	367
15 Purdue	0-0	324
16 Connecticut	0-0	239
17 Syracuse	0-0	224
18 West Virginia	0-0	204
19 Saint Mary's	0-0	203
20 UCLA	0-0	185
21 Maryland	0-0	153
22 Texas	0-0	124
23 Creighton	0-0	113
24 Rhode Island	0-0	85
25 Cincinnati	0-0	75

Also receiving votes: Florida State 65, Iowa State 56, California 43, Miami 35, Dayton 34, Oklahoma 33, Seton Hall 24, Texas A&M 22, Notre Dame 18, San Diego State 17, Virginia Tech 16, Wichita St 15, Butler 14, USC 14, Ohio State 12, Colorado 11, Florida 11, Clemson 11, Michigan 10, Pittsburgh 7, Georgia 6, Yale 6, VCU 6, Chattanooga 5, Washington 4, Kansas State 3, Nevada 3, Davidson 2, Valparaiso 2, Arkansas 2, Utah 1, SMU 1

THE LAST TIME OUT ...

GONZAGA 122, West Georgia 76

Exhibition * November 5 * McCarthy Athletic Center

SPOKANE, Wash. -- The No. 13/14 Gonzaga men's basketball team cruised to a 122-76 exhibition win over West Georgia in the McCarthy Athletic Center Saturday.

The Zags opened their 2016-17 schedule in emphatic fashion. Six GU players finished in double-digit scoring led by Nigel Williams-Goss' 20 points. The redshirt junior added eight rebounds and a game-high five assists. He made seven of his 12 shots from the field.

Jordan Mathews and Zach Norvell Jr. both finished with 18 points. The duo combined for eight made three-pointers, with Mathews making five of his nine shots from behind-the-arc. Zach Collins was 6-of-8 from the field with 16 points. Johnathan Williams recorded a double-double with 14 points and a game-high 14 rebounds. Przemek Karnowski chipped in 14 points.

Gonzaga dominated the glass, outrebounding UWG, 56-33. The Bulldogs turned 18 offensive rebounds into 23 second-chance points. GU also had a decisive edge in the paint, 58-36. Gonzaga turned 17 Wolves' turnovers into 20 points.

The Zags led 19-12 at the 11:02 mark of the first half, before going on a 13-1 run over a three-minute span that included two three-pointers from Mathews and another by Norvell, Jr. GU stretched the margin to 25 points with 59 seconds left in the first half, before taking a 54-31 lead into the break. The Bulldogs reached their largest lead of the game, 49 points, late in the second half.

The Zags made 53.2 percent of their shots from the field, including 12-of-32 from three-point range. West Georgia was limited to 35.8 percent from the field and 5-for-22 from behind-the-perimeter. In a game that featured 52 fouls, both teams combined to shoot 70 free-throws. GU was 26-of-34 from the line, while the Wolves were 23-for-36.

Steph Branch led West Georgia with a game-high 25 points on 7-of-16 shooting from the field and 10-for-13 shooting from the free-throw line. He also had four steals.

Official Basketball Box Score -- Game Totals -- Final Statistics
West Georgia vs Gonzaga
11/05/16 @ 00:00 PM at Spokane, WA (McCarthy Athletic Center)

West Georgia 76 • 0-0

##	Player	Total			3-Ptr			Rebounds			PF	TP	A	TO	Blk	Stl	Min										
		FG	FGA	FT	FTA	Off	Def	Tot																			
01	Steph Branch	7	16	1	3	10	13	1	4	5	3	25	2	4	1	4	32										
03	Keron Briggs	2	9	1	5	3	4	0	0	0	1	8	0	0	0	0	20										
10	Willie Evans	2	5	0	2	0	0	0	0	0	1	4	0	0	0	3	17										
21	Shannon Fowler	1	7	1	2	1	4	2	5	7	5	4	0	2	0	0	22										
25	Ivan Salicic	2	4	0	0	3	6	0	2	2	1	7	3	2	0	1	26										
02	Christian Houston	2	7	1	3	4	4	0	0	0	1	9	0	1	0	0	13										
04	Aaron Cameron	2	3	1	1	0	0	0	2	2	2	5	0	2	0	0	12										
05	Cameron Blakely	0	0	0	0	2	2	0	1	1	5	0	0	2	0	0	11										
11	Dylan Dupree	2	6	0	2	0	0	1	2	3	2	4	0	1	1	1	13										
12	Ray Reeves	0	1	0	1	0	0	0	0	0	0	0	1	0	0	0	2										
13	Joseph Mooror	0	2	0	2	0	0	0	0	0	0	0	0	0	0	0	5										
20	Aren Ulmer	3	6	0	1	1	1	1	0	1	4	7	2	0	1	0	13										
23	Connor Jean	0	0	0	0	0	0	0	0	0	0	0	1	1	0	0	11										
24	Tyler Dean	1	1	0	0	1	2	1	0	1	0	3	0	0	0	0	3										
Team								4			7						11										
Totals		24-67		5-22		23-36		10		23		33		25		76		8		17		2		10		200	
FG % 1st Half:		11-33		33.3%		2nd half		13-34		38.2%		Game:		24-67		35.8%										Deadball	
3FG % 1st Half:		1-11		9.1%		2nd half		4-11		36.4%		Game:		5-22		22.7%										Rebounds	
FT % 1st Half:		8-16		50.0%		2nd half		15-20		75.0%		Game:		23-36		63.9%										8	

Gonzaga 122 • 0-0

##	Player	Total			3-Ptr			Rebounds			PF	TP	A	TO	Blk	Stl	Min										
		FG	FGA	FT	FTA	Off	Def	Tot																			
00	MELSON, Silas	2	7	1	4	0	0	0	5	5	2	5	0	2	0	0	19										
03	WILLIAMS, Johnathan	4	5	0	0	6	7	4	10	14	3	14	1	1	1	0	22										
04	MATHEWS, Jordan	6	12	5	9	1	2	0	0	0	4	18	1	1	0	0	24										
05	WILLIAMS-GOSS, Nigel	7	12	2	3	4	5	1	7	8	2	20	5	3	0	1	23										
24	KARNOWSKI, Przemek	5	6	0	0	4	4	1	2	3	1	14	3	0	1	0	12										
10	ALBERTS, Bryan	0	6	0	5	0	0	1	1	2	4	0	4	1	0	0	19										
15	BAKAMUS, Rem	0	1	0	1	1	2	0	1	1	0	1	0	0	0	0	4										
21	HACHIMURA, Rui	4	6	1	1	0	0	0	3	3	2	9	0	1	1	1	11										
23	NORVELL JR., Zach	6	11	3	8	3	5	0	2	2	0	18	2	2	0	2	23										
25	EDWARDS, Ryan	1	1	0	0	1	2	0	2	2	1	3	0	1	1	0	5										
32	COLLINS, Zach	6	8	0	0	4	5	4	1	5	4	16	0	2	1	1	18										
33	TILLIE, Killian	1	3	0	0	2	2	4	0	4	2	4	3	0	2	2	12										
55	TRIANO, Dustin	0	1	0	1	0	0	0	1	1	2	0	2	0	0	1	8										
Team								3			3			6			11										
Totals		42-79		12-32		26-34		18		38		56		27		122		21		14		7		10		200	
FG % 1st Half:		18-37		48.6%		2nd half		24-42		57.1%		Game:		42-79		53.2%										Deadball	
3FG % 1st Half:		5-15		33.3%		2nd half		7-17		41.2%		Game:		12-32		37.5%										Rebounds	
FT % 1st Half:		13-16		81.3%		2nd half		13-18		72.2%		Game:		26-34		76.5%										4	

Officials: Kevin Brill, Scott Brown, Tom Spitznagel
 Technical fouls: West Georgia-None. Gonzaga-TILLIE, Killian.
 Attendance: 6000

Score by periods	1st	2nd	Total	In	Off	2nd	Fast
West Georgia	31	45	76	Points	Paint	T/O	Chance
Gonzaga	54	68	122	36	14	12	15
				58	20	23	27
				Bench			
				26			26
				51			51

Last FG - UWG 2nd-00:05, GON 2nd-00:37.
 Largest lead - UWG by 2 1st-19:58, GON by 49 2nd-01:46.
 UWG led for 00:27, GON led for 38:44. Game was tied for 00:49.
 Score tied - 1 time.
 Lead changed - 1 time.

RECORDS WHEN ...

	15-16	Last 5
Leading at halftime	26-5	134-7
Trailing at halftime	1-3	12-16
Tied at halftime	1-0	4-5
Leading with 10:00 remaining	26-4	143-6
Trailing with 10:00 remaining	2-2	5-20
Tied with 10:00 remaining	0-2	2-2
Leading with 5:00 remaining	27-4	143-6
Trailing with 5:00 remaining	1-4	7-22
Tied with 5:00 remaining	0-0	0-0
In Overtime	1-0	1-2
GU outrebounds opponents	22-6	118-17
GU is outrebounded	4-1	27-10
Same amount of rebounds	2-1	5-1
GU commits more turnovers	14-7	53-20
Opponent commits more turnovers	11-1	82-6
Same amount of turnovers	3-0	15-2
GU has more fouls than opponent	1-7	21-19
Opponent has more fouls than GU	25-1	119-8
Same amount of fouls	2-0	10-1
GU shoots 50 percent or better	16-1	85-4
Opponent shoots 50 percent or better	0-1	7-8
GU shoots less than 50 percent	12-7	65-24
Opponent shoots less than 50 percent	28-7	143-20
GU shoots better than opponent	26-4	140-11
Opponent shoots better than GU	2-4	9-17
Same shooting percentage	0-0	1-0
GU has more free-throw attempts	22-1	111-7
Opponent has more free-throw atts	5-7	33-21
Same amount of free-throw attempts	1-0	6-0
GU bench outscores opponent bench	12-1	81-12
Opponent bench outscores GU bench	15-7	64-14
Benches score the same	1-0	6-1
GU makes 10 or more three-pointers	10-1	34-1
GU makes 9 or less three-pointers	18-7	116-27
GU shoots above 75 FT percentage	15-4	59-10
GU shoots below 75 FT percentage	13-4	91-18
Games decided by 1-5 points	6-7	18-14
Games decided by 6-10 points	5-1	27-10
Games decided by 11-15 points	1-0	27-2
Games decided by 16 or more points	16-0	78-2
GU scores 50 or less	0-0	0-0
GU scores between 51-59	0-1	5-3
GU scores between 60-69	4-7	20-17
GU scores between 70-79	4-0	52-8
GU scores between 80-89	12-0	48-0
GU scores between 90-99	6-0	17-0
GU scores 100 or more	2-0	8-0
Opponent scores 50 or less	2-0	20-0
Opponent scores between 51-59	6-0	44-0
Opponent scores between 60-69	12-6	56-12
Opponent scores between 70-79	6-2	23-9
Opponent scores between 80-89	1-0	6-7
Opponent scores between 90-99	1-0	1-0
Opponent scores 100 or more	0-0	0-0
Vs. Top 25 Team	2-4	6-9
Vs. Top 10 Team	0-0	1-6
In November	4-1	28-2
In December	7-2	32-7
In January	6-2	35-5
In February	6-2	33-8
In March	5-1	22-6
On Monday	3-0	13-3
On Tuesday	2-0	9-0
On Wednesday	4-0	16-0
On Thursday	7-3	41-7
On Friday	1-1	8-1
On Saturday	10-4	57-15
On Sunday	1-0	6-2

THE LAST TIME ...

TEAM

Gonzaga Was Ranked (AP Poll)

No. 1	Mar. 4, 2013
Top 5 (2-5)	Feb. 23, 2015
Top 10 (6-10)	Nov. 23, 2015
Top 25 (11-25)	Currently

Gonzaga Played a Ranked Opponent (AP Poll)

No. 1	vs. No. 1 Memphis (81-73) on Jan. 26, 2008
Top 5	vs. No. 3 Arizona (66-63) on Dec. 6, 2014
Top 10	vs. No. 9 Baylor (68-64) on Dec. 18, 2010
Top 25	vs. No. 13 Utah (82-59) on March 19, 2016

Gonzaga Beat a Ranked Opponent (AP Poll)

Top 5	vs. No. 2 North Carolina (82-74) on Nov. 22, 2006
Top 10	vs. No. 9 Baylor (68-64) on Dec. 18, 2010
Top 25	vs. No. 13 Utah (82-59) on March 19, 2016

100 Points by a Team

By Gonzaga	102 vs San Francisco (1/2/16)
By Opponent	108 by Virginia (1/3/07)

30-39 Point Win

By Gonzaga	86-48 vs San Francisco (1/30/16)
By Opponent	76-41 vs Duke (12/19/09)

Overtime Game

Gonzaga Win	102-94 vs San Francisco (1/2/16)
Gonzaga Loss	78-74 vs Saint Mary's (3/5/12)

Double Overtime Game

Gonzaga Win	90-86 vs Stanford (1/31/07)
Gonzaga Loss	96-95 vs Oregon St. (3/22/03)

Won The Game In The Final Seconds

By Gonzaga	Kevin Pangos layup at 2.0 seconds Gonzaga defeated WSU 71-69 (12/6/12)
By Opponent	Roosevelt Jones layup at 0.2 seconds Butler defeated Gonzaga 64-63 (1/19/13)

Made Fewer Than 20 Field Goals

By Gonzaga	19 vs San Diego (2/25/12)
By Opponent	19 by San Diego (2/25/16)

Had 70-79 Field Goal Attempts

By Gonzaga	74 vs Eastern Oregon (11/7/15)
By Opponent	70 by BYU (3/7/16)

Made 10+ Three-Point Field Goals

By Gonzaga	12 vs BYU (3/7/16)
By Opponent	12 by Saint Mary's (3/8/16)

Had 30+ Three-Point Field Goals Attempts

By Gonzaga	32 vs SMU (2/13/16)
By Opponent	32 by BYU (2/27/16)

Shot Less Than 20 Percent From 3-Point Line

By Gonzaga	.192 (5-of-26) vs Saint Mary's (2/20/16)
By Opponent	.190 (4-of-21) by Seton Hall (3/17/16)

Made 5 or Fewer Free Throws

By Gonzaga	4 vs Syracuse (3/25/16)
By Opponent	5 by San Diego (1/16/16)

Shot Over 90 Percent From The Foul Line

By Gonzaga	.954 (21-of-22) vs Saint Mary's (3/8/16)
By Opponent	.905 (19-of-21) by Davidson (11/25/12)

Shot 100 Percent From The Foul Line

By Gonzaga	7-of-7 vs Southeastern Louisiana (12/2/14)
By Opponent	8-of-8 by Utah (3/19/16)

Had 20-29 Assists

By Gonzaga	22 vs Portland (2/11/16)
By Opponent	24 by Loyola Marymount (1/31/13)

Had 20+ Turnovers

By Gonzaga	20 vs Seton Hall (3/17/16)
By Opponent	22 by Sacramento State (11/14/14)

Committed 10 or Fewer Turnovers

By Gonzaga	9 vs Utah (3/19/16)
By Opponent	9 by Syracuse (3/25/16)

INDIVIDUAL

30-39 Points by a Player

By Gonzaga	35, Kyle Wiltjer vs Santa Clara (1/28/16)
By Opp.	33, Devin Watson, San Francisco (1/2/16)

Two Players Scored 20 or More Points

By Gonzaga	Domantas Sabonis (24) & Eric McClellan (26), vs Portland (3/5/16)
By Opp.	Dejounte Murray (21) & Andrew Andrews (21), UW (11/25/15)

10+ Field Goals Made by a Player

By Gonzaga	10, Kyle Wiltjer vs Saint Mary's (3/7/16)
By Opp.	10, Nick Emery, Saint Mary's (3/7/16)

20-29 Field Goal Attempts by a Player

By Gonzaga	20, Domantas Sabonis vs Seton Hall (3/17/16)
By Opp.	23, Michael Gbinije, Syracuse (3/25/16)

Player Shot .800 With 10+ Field Goals Attempts

By Gonzaga	10-of-12 (.833) Josh Perkins vs Santa Clara (12/31/15)
By Opp.	8-of-10 (.800) Stacy Davis, Pepperdine (2/6/16)

5+ 3pt Field Goals Made by a Player

By Gonzaga	5, Kyle Wiltjer vs Saint Mary's (3/7/16)
By Opp.	5, Nick Emery, Saint Mary's (3/7/16)

10+ 3pt Field Goal Attempts by a Player

By Gonzaga	10, Kyle Wiltjer vs Santa Clara (1/28/16)
By Opp.	10, Isaiah Whitehead, Seton

Two Players with 10 or More Rebounds

By Gonzaga	Domantas Sabonis (14) & Kyle Wiltjer (11), vs San Francisco (1/2/16)
By Opp.	Dejounte Murray (11) & Andrew Andrews (11), UW (11/25/16)

5+ Offensive Rebounds by a Player

By Gonzaga	7, Domantas Sabonis vs Syracuse (3/25/16)
By Opp.	9, Tyler Roberson, Syracuse (3/25/16)

10+ Defensive Rebounds by a Player

By Gonzaga	10, Domantas Sabonis vs Syracuse (3/25/16)
By Opp.	12, Kyle Collinsworth, BYU (2/27/16)

5+ Blocked Shots by a Player

By Gonzaga	5, Domantas Sabonis vs Syracuse (3/25/16)
By Opp.	6, Tyler Lydon, Syracuse (3/25/16)

5+ Steals by a Player

By Gonzaga	5, David Stockton vs Oklahoma (11/23/12)
By Opp.	6, Marcus Smart, Oklahoma State (3/21/14)

Double-Double by a Player*

By Gonzaga	19/17, Domantas Sabonis vs Syracuse (3/25/16)
By Opp.	16/11, Kyle Collinsworth, BYU (3/7/16)

*Double-doubles are points and rebounds unless otherwise indicated

GONZAGA CAREER AND 2015-16 SEASON HIGHS



SEASON

0

SILAS MELSON JR - 2L | G | 6-4 | 195 | Portland, Ore. | Jefferson

Points 18, San Diego, 2/25/16
Rebounds 7, Seton Hall, 3/17/16
Assists 4, Portland, 2/11/16
Steals 3, 3x, last 12/14/15
Blocks 2, Saint Mary's, 2/20/16
Minutes 35, UConn, 11/27/15

CAREER



SEASON

2

JACK BEACH SO - 1L | G | 6-2 | 175 | San Diego, Calif. | Torrey Pines

Points 2, 3/19/2016 vs. Utah
Rebounds 1, 2x, most recently on 3/19/2016
Assists 1, 11/21/2015 vs. St. Mary's
Steals 1, 1/16/2016 vs. San Diego
Blocks
Minutes 3, 2/4/2016 vs. LMU

CAREER



SEASON

3

JOHNATHAN WILLIAMS RJR - RS | F | 6-9 | 228 | Memphis, Tenn. | Missouri

Points 27, Mississippi State, 2/14/15
Rebounds 17, Gardner-Webb, 11/23/13
Assists 4, Texas A&M, 3/13/14
Steals 2, 4x, last at Oklahoma, 5/12/14
Blocks 5, Texas A&M, 3/5/14
Minutes 43, Texas A&M, 3/13/14

CAREER



SEASON

4

JORDAN MATHEWS SR - TR | G | 6-4 | 203 | Los Angeles | California

Points 32, Oregon, 1/9/14
Rebounds 9, Arizona, 3/12/15
Assists 4, 3x, last Oregon, 2/25/15
Steals 3, Arizona State, 3/7/15
Blocks 1, 2x, last Utah, 3/5/14
Minutes 44, Montana, 12/3/14

CAREER



SEASON

5

NIGEL WILLIAMS-GOSS RJR - RS | G | 6-3 | 195 | Happy Valley, Ore. | Washington

Points 32, Oregon State, 1/25/14
Rebounds 12, 2x, last South Carolina State, 11/14/14
Assists 12, Long Beach State, 11/28/14
Steals 3, 6x, last Colorado, 1/22/15
Blocks 1, 10x, last Washington State, 1/10/15
Minutes 41, Stanford, 1/4/15

CAREER



SEASON

10

BRYAN ALBERTS RSO - 1L | G | 6-5 | 198 | Northridge, Calif. | Village Christian

Points 14, Saint Martin's, 12/14/15
Rebounds 6, San Francisco, 1/30/2016
Assists 3, Northern Arizona, 11/18/15
Steals 2, San Diego, 2/25/16
Blocks 1, 2x, last Pacific, 2/18/16
Minutes 34, Saint Martin's, 12/14/15

CAREER



SEASON

13

JOSH PERKINS RSO - 1L | G | 6-3 | 190 | Park Hill, Colo. | Huntington Prep

Points 26, Santa Clara, 12/31/15
Rebounds 6, 6x, last Pepperdine, 2/6/16
Assists 9, Portland, 2/11/16
Steals 4, 2x, last 1/2/16
Blocks 2, 3x, last at SMU, 2/13/16
Minutes 43, San Francisco, 1/2/16

CAREER



SEASON

15

REM BAKAMUS RSR - 3L | G | 6-0 | 173 | Longview, Wash. | Mark Morris

Points 3, 3x, last Loyola Marymount, 12/23/15
Rebounds 2, Mount St. Mary's, 11/21/15
Assists 2, Pepperdine, 12/21/15
Steals 2, San Francisco, 1/30/16
Blocks
Minutes 5, 2x, last San Francisco, 1/30/16

CAREER

CAREER SUPERLATIVES

GAMES PLAYED/STARTED	2015-16	CAREER	STREAK
Bryan Alberts	34-10	34-10	10/-
Rem Bakamus	15-	32-	-
Jack Beach	13-	13-	-
Ryan Edwards	31-	48-	-
Przemek Karnowski	5-5	113-79	46/32
Silas Melson	36-1	67-1	1/-
Josh Perkins	36-36	41-36	36/36
Dustin Triano	18-1	29-	-

DOUBLE-DIGIT GAMES

Points	2015-16	CAREER
Przemek Karnowski	2	51
Bryan Alberts	3	3
Josh Perkins	17	18
Ryan Edwards	1	1
Silas Melson	12	16

Rebounds

Przemek Karnowski	0	9
-------------------	---	---

20+ POINTS

	2015-16	CAREER
Przemek Karnowski	0	5
Josh Perkins	2	2

8+ REBOUNDS

	2015-16	CAREER
Przemek Karnowski	1	32

5+ ASSISTS

	2015-16	CAREER
Josh Perkins	17	19

3+ BLOCKS

	2015-16	CAREER
Przemek Karnowski	0	8

3+ STEALS

	2015-16	CAREER
Przemek Karnowski	1	1
Josh Perkins	4	4
Silas Melson	2	3



SEASON
21

RUI HACHIMURA FR - HS | F | 6-8 | 225 | Sendai, Japan | Meisei

Points
Rebounds
Assists
Steals
Blocks
Minutes

CAREER



SEASON
22

JEREMY JONES RSO - RS | F | 6-6 | 210 | San Antonio, Texas | Rice

Points 8, UTEP, 3/17/15
Rebounds 7, Charlotte, 2/28/15
Assists 1, 7x, last North Texas, 3/11/15
Steals 3, Old Dominion, 1/15/15
Blocks 2, at UTSA, 3/5/15
Minutes 29, Louisiana Tech, 3/12/15

CAREER



SEASON
23

ZACH NORVELL JR. FR - HS | G | 6-5 | 205 | Chicago, Ill. | Simeon

Points
Rebounds
Assists
Steals
Blocks
Minutes

CAREER



SEASON
24

PRZEMEK KARNOWSKI RSR - 3L | C | 7-1 | 300 | Torun, Poland | Nicolaus Copernicus

Points 24, San Francisco, 3/7/15
Rebounds 13, West Virginia, 12/10/13
Assists 4, 3x, last Iowa, 3/22/15
Steals 3, Mount St. Mary's, 11/21/15
Blocks 7, Saint Mary's, 1/2/14
Minutes 36, Arizona, 12/6/14

CAREER



SEASON
25

RYAN EDWARDS RJR - 2L | C | 7-1 | 295 | Kalispell, Mont. | Glacier

Points 10, San Diego, 1/16/16
Rebounds 5, 3x, last Loyola Marymount, 2/11/16
Assists 1, 4x, last Loyola Marymount, 2/4/16
Steals 1, BYU, 1/14/2016
Blocks 2, 2x, last at BYU, 2/27/16
Minutes 22, San Francisco, 1/30/16

CAREER



SEASON
32

ZACH COLLINS FR - HS | F | 7-0 | 230 | Las Vegas, Nev. | Bishop Gorman

Points
Rebounds
Assists
Steals
Blocks
Minutes

CAREER



SEASON
33

KILLIAN TILLIE FR - HS | F | 6-10 | 200 | Cagnes-sur-Mer, France | INSEP

Points
Rebounds
Assists
Steals
Blocks
Minutes

CAREER



SEASON
55

DUSTIN TRIANO RJR - 2L | G | 6-3 | 180 | Vancouver, B.C. | New Hampton

Points 5, Loyola Marymount, 2/4/16
Rebounds 4, Sacramento State, 11/14/14
Assists 3, Mount St. Mary's, 11/21/15
Steals 1, 2x, last Portland, 3/5/16
Blocks
Minutes 6, 2x, last San Francisco, 1/30/16

CAREER

DOUBLE-DOUBLE TRACKER

CURRENT STREAKS

Overall	Lost 1
Unranked teams anywhere	Lost 1
Ranked teams anywhere	Won 2
Home	Won 5
Home WCC	Won 5
Home non-conference	Won 1
Home unranked non-conference	Won 1
Home ranked teams	Lost 1
Home unranked teams	Won 5
Road	Won 2
Road WCC	Won 6
Road ranked teams	Lost 1
Road unranked teams	Won 5
Neutral	Lost 1
Neutral ranked teams	Won 3
Neutral unranked teams	Lost 1

Consecutive Made Free Throws (active streak)

Josh Perkins	1
Przemek Karnowski	1
Silas Melson	2
Ryan Edwards	3
Bryan Alberts	5
Rem Bakamus	1

Consecutive Games with a Three-Point Field Goal

Josh Perkins	2/6
Silas Melson	0/3
Bryan Alberts	0/3
Dustin Triano	0/2

* First number is active streak, second is career longest streak



2015-16 Gonzaga Men's Basketball
 Gonzaga Season Schedule/Results & Leaders (March 26, 2016)
 All games



RECORD:	OVERALL	HOME	AWAY	NEUTRAL
ALL GAMES	28-8	11-4	9-2	8-2
CONFERENCE	15-3	7-2	8-1	0-0
NON-CONFERENCE	13-5	4-2	1-1	8-2

Date	Opponent	Score	Att.	High Points	High Rebounds
11/18/15	NORTHERN ARIZONA	W 91-52	6000	(26)SABONIS, Domantas	(9)KARNOWSKI, Przemek
11/21/15	MOUNT ST. MARY'S	W 101-56	6000	(15)MELSON, Silas (15)SABONIS, Domantas	(14)SABONIS, Domantas
11/25/15	vs Washington	W 80-64	1374	(24)WILTJER, Kyle	(11)WILTJER, Kyle (11)DRANGINIS, Kyle
11/26/15	vs Texas A&M	61-62 L	1331	(18)WILTJER, Kyle	(7)WILTJER, Kyle
11/27/15	vs UConn	W 73-70	2122	(17)WILTJER, Kyle	(9)SABONIS, Domantas
12/02/15	at Washington State	W 69-60	8209	(22)WILTJER, Kyle	(14)SABONIS, Domantas
12/05/15	ARIZONA	63-68 L	6000	(33)WILTJER, Kyle	(16)SABONIS, Domantas
12/08/15	MONTANA	W 61-58	6000	(16)WILTJER, Kyle (16)SABONIS, Domantas	(10)SABONIS, Domantas
12/12/15	UCLA	66-71 L	6000	(20)WILTJER, Kyle	(8)WILTJER, Kyle (8)SABONIS, Domantas
12/14/15	SAINT MARTIN'S	W 86-50	6000	(21)SABONIS, Domantas	(12)SABONIS, Domantas
12/19/15	vs Tennessee	W 86-79	16770	(36)SABONIS, Domantas	(16)SABONIS, Domantas
12/21/15	*PEPPERDINE	W 99-73	6000	(23)SABONIS, Domantas	(11)WILTJER, Kyle
12/23/15	*LOYOLA MARYMOUNT	W 85-62	6000	(26)WILTJER, Kyle	(13)SABONIS, Domantas
12/31/15	*at Santa Clara	W 79-77	3121	(26)PERKINS, Josh	(7)WILTJER, Kyle
01/02/16	*at San Francisco	Wot 102-94	3253	(35)SABONIS, Domantas	(14)SABONIS, Domantas
01/09/16	*PORTLAND	W 85-74	6000	(32)WILTJER, Kyle	(17)SABONIS, Domantas
01/14/16	*BYU	68-69 L	6000	(35)WILTJER, Kyle	(10)WILTJER, Kyle
01/16/16	*SAN DIEGO	W 88-52	6000	(25)WILTJER, Kyle	(15)SABONIS, Domantas
1/21/16	*at Saint Mary's	67-70 L	3500	(23)McCLELLAN, Eric	(13)SABONIS, Domantas
1/23/16	*at Pacific	W 71-61	4309	(23)WILTJER, Kyle	(20)SABONIS, Domantas
01/28/16	*SANTA CLARA	W 84-67	6000	(35)WILTJER, Kyle	(17)SABONIS, Domantas
01/30/16	*SAN FRANCISCO	W 86-48	6000	(15)MELSON, Silas (15)WILTJER, Kyle (15)SABONIS, Domantas	(10)DRANGINIS, Kyle
02/04/16	*at Loyola Marymount	W 92-63	3422	(23)WILTJER, Kyle	(11)SABONIS, Domantas
02/06/16	*at Pepperdine	W 69-66	3210	(20)SABONIS, Domantas	(11)SABONIS, Domantas
02/11/16	*at Portland	W 92-66	4852	(21)WILTJER, Kyle	(11)SABONIS, Domantas
02/13/16	at SMU	60-69 L	7249	(20)SABONIS, Domantas	(16)SABONIS, Domantas
02/18/16	*PACIFIC	W 90-68	6000	(26)WILTJER, Kyle	(10)SABONIS, Domantas
02/20/16	*SAINT MARY'S	58-63 L	6000	(21)PERKINS, Josh	(13)SABONIS, Domantas
02/25/16	*at San Diego	W 82-60	4076	(18)MELSON, Silas	(17)SABONIS, Domantas
02/27/16	*at BYU	W 71-68	18987	(21)WILTJER, Kyle	(14)SABONIS, Domantas
03/05/16	vs Portland	W 92-67	7209	(26)McCLELLAN, Eric	(8)DRANGINIS, Kyle (8)WILTJER, Kyle
03/07/16	vs BYU	W 88-84	8362	(29)WILTJER, Kyle	(14)SABONIS, Domantas
03/08/16	vs Saint Mary's	W 85-75	7418	(20)McCLELLAN, Eric	(8)SABONIS, Domantas
3/17/16	vs Seton Hall	W 68-52	19500	(21)SABONIS, Domantas	(16)SABONIS, Domantas
3/19/16	vs Utah	W 82-59	19551	(22)McCLELLAN, Eric	(10)SABONIS, Domantas
3/25/16	vs Syracuse	60-63 L	21490	(23)WILTJER, Kyle	(17)SABONIS, Domantas

* - Conference game

Attendance Summary	Games	Attend	Avg/Game
Home	15	90000	6000
Away	11	64188	5835
Neutral	10	105127	10513
Total	36	259315	7203



2015-16 Gonzaga Men's Basketball
 Gonzaga Team Game-by-Game Comparison (March 26, 2016)
 All games



Opponent	1st	2nd	Score	Mar	Total FG	FG Pct	3-Pointers	3FG Pct	Free Throws	FT Pct	Rebounds	Assist	T/Over	Block	Steal	Fouls
NORTHERN ARIZONA	42/27	49/25	91-52	+39	36-68/19-63	529/302	6-23/3-17	261/176	13-20/11-17	650/647	53/31 +22	18/9	17/15	3/0	9/8	18/21
MOUNT ST. MARY'S	41/29	60/27	101-56	+45	39-66/21-60	591/350	11-22/3-21	500/143	12-17/11-15	706/733	49/25 +24	23/4	14/15	1/1	9/9	17/19
Washington	44/27	36/37	80-64	+16	24-48/19-74	500/257	2-8/4-20	250/200	30-44/22-30	682/733	47/45 +2	12/9	17/12	2/2	6/4	28/32
Texas A&M	32/35	29/27	61-62	(1)	24-52/21-47	462/447	9-22/7-14	409/500	4-11/13-16	364/813	35/26 +9	15/14	15/12	1/3	5/7	18/15
UConn	43/27	30/43	73-70	+3	28-62/26-62	452/419	10-24/1-12	417/083	7-11/17-20	636/850	36/37 (1)	14/8	11/10	3/4	5/7	18/16
Washington State	38/30	31/30	69-60	+9	27-63/25-62	429/403	7-21/2-10	333/200	8-11/8-10	727/800	43/33 +10	9/4	16/13	3/8	4/14	11/16
ARIZONA	38/28	25/40	63-68	(5)	27-61/27-65	443/415	3-13/5-15	231/333	6-8/9-19	750/474	41/40 +1	11/8	16/9	4/2	5/8	18/12
MONTANA	29/23	32/35	61-58	+3	22-55/22-61	400/361	4-15/6-21	267/286	13-17/8-11	765/727	41/36 +5	9/12	13/12	3/0	8/8	13/21
UCLA	32/30	34/41	66-71	(5)	25-61/28-60	410/467	6-26/5-16	231/313	10-13/10-18	769/556	38/38 -	11/12	12/8	2/1	4/5	18/15
SAINTMARTIN'S	42/29	44/21	86-50	+36	33-64/18-54	516/333	9-20/4-25	450/160	11-14/10-16	786/625	47/27 +20	14/5	9/13	2/3	7/7	14/18
Tennessee	49/33	37/46	86-79	+7	29-63/29-66	460/439	4-18/10-21	222/476	24-33/11-16	727/688	42/32 +10	9/13	6/9	4/8	3/2	19/23
PEPPERDINE	48/32	51/41	99-73	+26	32-58/26-57	552/456	16-26/6-18	615/333	19-21/15-23	905/652	38/25 +13	18/10	7/6	1/1	2/4	18/18
LOYOLAMARYMOUNT	40/24	45/38	85-62	+23	27-45/24-60	600/400	10-18/5-20	556/250	21-23/9-14	913/643	30/28 +2	19/10	9/8	4/2	4/5	13/23
Santa Clara	40/38	39/39	79-77	+2	29-51/25-58	569/431	5-12/12-24	417/500	16-23/15-20	696/750	30/30 -	9/10	11/9	4/3	1/2	21/22
San Francisco	34/38	48/44	102-94	+8	37-68/34-76	544/447	5-19/14-31	263/452	23-32/12-16	719/750	49/35 +14	11/16	13/10	8/0	7/5	20/28
PORTLAND	37/25	48/49	85-74	+11	27-64/26-59	422/441	7-19/4-20	368/200	24-29/18-21	828/857	43/31 +12	17/12	16/16	4/2	7/7	21/22
BYU	36/32	32/37	68-69	(1)	21-57/27-65	368/415	6-20/3-17	300/176	20-24/12-14	833/857	39/41 (2)	11/11	12/11	2/7	7/5	16/22
SANDIEGO	46/27	42/25	88-52	+36	34-60/21-67	567/313	11-18/5-26	611/192	9-10/5-7	900/714	46/29 +17	16/8	7/5	3/1	4/5	12/13
Saint Mary's	34/26	33/44	67-70	(3)	29-49/25-50	592/500	6-15/6-16	400/375	3-5/14-16	600/875	28/20 +8	17/8	12/6	1/1	1/8	18/14
Pacific	26/25	45/36	71-61	+10	23-51/19-61	451/311	5-17/7-23	294/304	20-32/16-23	625/696	44/38 +6	10/14	10/10	3/1	5/4	18/26
SANTA CLARA	46/22	38/45	84-67	+17	23-51/23-63	451/365	13-26/5-21	500/238	25-30/16-26	833/615	48/30 +18	10/7	16/4	3/4	2/10	21/28
SAN FRANCISCO	39/22	47/26	86-48	+38	30-69/18-59	435/305	15-37/4-25	405/160	11-18/8-15	611/533	51/40 +11	17/9	6/9	4/2	5/2	16/18
Loyola Marymount	47/26	45/37	92-63	+29	37-65/24-59	569/407	6-21/2-15	286/133	12-14/13-15	857/867	40/25 +15	19/14	10/12	3/1	8/6	16/16
Pepperdine	34/26	35/40	69-66	+3	22-51/24-55	431/436	4-19/7-17	211/412	21-23/11-17	913/647	27/35 (8)	14/16	8/12	2/4	4/4	19/21
Portland	44/35	48/31	92-66	+26	31-58/27-59	534/458	15-26/3-22	577/136	15-21/9-15	714/600	35/31 +4	22/8	8/11	1/3	3/2	15/20
SMU	27/30	33/39	60-69	(9)	23-61/26-56	377/464	10-32/4-10	313/400	4-7/13-18	571/722	37/35 +2	16/17	12/9	3/5	5/6	15/13
PACIFIC	44/32	46/36	90-68	+22	28-55/27-58	509/466	9-19/6-17	474/353	25-29/8-14	862/571	33/31 +2	17/10	10/13	1/2	5/1	20/26
SAINTMARY'S	23/30	35/33	58-63	(5)	22-62/24-50	355/480	5-26/7-17	192/412	9-14/8-16	643/500	37/32 +5	8/8	8/11	5/3	6/6	14/11
San Diego	32/24	50/36	82-60	+22	28-56/19-58	500/328	5-16/9-29	313/310	21-27/13-16	778/813	45/28 +17	10/10	12/12	2/7	5/2	21/24
BYU	38/34	33/34	71-68	+3	24-51/22-67	471/328	6-19/10-32	316/313	17-24/14-20	708/700	38/40 (2)	14/17	13/9	6/5	8/8	20/21
Portland	46/32	46/35	92-67	+25	31-61/23-57	508/404	10-24/7-23	417/304	20-24/14-20	833/700	35/35 -	16/10	5/12	4/4	5/1	21/22
BYU	47/47	41/37	88-84	+4	28-57/31-70	491/443	12-28/10-26	429/385	20-25/12-15	800/800	40/33 +7	13/13	15/10	4/3	4/9	13/22
Saint Mary's	43/35	42/40	85-75	+10	29-47/25-54	617/463	6-13/12-25	462/480	21-22/13-16	955/813	22/25 (3)	9/9	6/8	2/1	4/4	17/18
Seton Hall	35/25	33/27	68-52	+16	24-56/20-62	429/323	6-17/4-21	353/190	14-21/8-21	667/381	48/34 +14	12/8	20/12	2/1	7/11	19/21
Utah	44/29	38/30	82-59	+23	34-61/22-52	557/423	9-19/7-15	474/467	5-6/8-8	833/1000	34/24 +10	14/9	9/13	3/3	7/5	13/14
Syracuse	29/28	31/35	60-63	(3)	24-55/22-61	436/361	8-21/5-15	381/333	4-5/14-16	800/875	37/33 +4	18/9	17/9	8/10	4/9	14/12

Note: Game totals are displayed in the format TEAM/OPPONENT for each category



**2015-16 Gonzaga Men's Basketball
Gonzaga Team High/Low Analysis (March 26, 2016)
All games**



Gonzaga - TEAM GAME HIGHS

POINTS	102	at San Francisco (01/02/16)
	101	MOUNT ST. MARY'S (11/21/15)
	99	PEPPERDINE (12/21/15)
FIELD GOALS MADE	39	MOUNT ST. MARY'S (11/21/15)
FIELD GOAL ATTEMPTS	69	SAN FRANCISCO (01/30/16)
FIELD GOAL PERCENTAGE	.617 (29-47)	vs Saint Mary's (03/08/16)
3 PT FIELD GOALS MADE	16	PEPPERDINE (12/21/15)
3 PT FG ATTEMPTS	37	SAN FRANCISCO (01/30/16)
3 PT FG PERCENTAGE	.615 (16-26)	PEPPERDINE (12/21/15)
FREE THROWS MADE	30	vs Washington (11/25/15)
FREE THROW ATTEMPTS	44	vs Washington (11/25/15)
FREE THROW PERCENTAGE	.955 (21-22)	vs Saint Mary's (03/08/16)
REBOUNDS	53	NORTHERN ARIZONA (11/18/15)
ASSISTS	23	MOUNT ST. MARY'S (11/21/15)
STEALS	9	MOUNT ST. MARY'S (11/21/15)
	9	NORTHERN ARIZONA (11/18/15)
BLOCKED SHOTS	8	vs Syracuse (3/25/16)
	8	at San Francisco (01/02/16)
TURNOVERS	20	vs Seton Hall (3/17/16)
FOULS	28	vs Washington (11/25/15)



**2015-16 Gonzaga Men's Basketball
Gonzaga Player High/Low Analysis (March 26, 2016)
All games**



Gonzaga - INDIVIDUAL GAME HIGHS

Points	36		SABONIS, Domantas vs Tennessee (12/19/15)
	35		WILTJER, Kyle vs Santa Clara (01/28/16)
	35		WILTJER, Kyle vs BYU (01/14/16)
	35		SABONIS, Domantas at San Francisco (01/02/16)
Field Goals Made	14		WILTJER, Kyle vs Arizona (12/5/15)
Field Goal Att.	27		WILTJER, Kyle vs Arizona (12/5/15)
FG Pct (min 6 made)	1.000	(6-6)	SABONIS, Domantas vs BYU (03/07/16)
3-Point FG Made	7		WILTJER, Kyle vs Santa Clara (01/28/16)
3-Point FG Att.	10		WILTJER, Kyle vs Santa Clara (01/28/16)
3-Pt FG Pct (min 3 made)	1.000	(3-3)	ALBERTS, Bryan vs Santa Clara (01/28/16)
Free Throws Made	14		SABONIS, Domantas vs Portland (01/09/16)
Free Throw Att.	17		SABONIS, Domantas vs Portland (01/09/16)
FT Pct (min 12 made)	1.000	(12-12)	SABONIS, Domantas at Pepperdine (02/06/16)
Rebounds	20		SABONIS, Domantas at Pacific (1/23/16)
Assists	9		PERKINS, Josh at Portland (02/11/16)
Steals	4		DRANGINIS, Kyle at BYU (02/27/16)
	4		PERKINS, Josh at San Francisco (01/02/16)
	4		DRANGINIS, Kyle vs Montana (12/08/15)
	4		PERKINS, Josh vs Northern Arizona (11/18/15)
Blocked Shots	5		SABONIS, Domantas vs Syracuse (3/25/16)
Turnovers	7		SABONIS, Domantas vs BYU (03/07/16)
Fouls	5		SABONIS, Domantas vs Seton Hall (3/17/16)
	5		PERKINS, Josh vs Portland (03/05/16)
	5		SABONIS, Domantas at BYU (02/27/16)
	5		EDWARDS, Ryan at San Diego (02/25/16)
	5		PERKINS, Josh vs Portland (01/09/16)
	5		SABONIS, Domantas at San Francisco (01/02/16)
	5		McCLELLAN, Eric at Santa Clara (12/31/15)
	5		PERKINS, Josh vs Arizona (12/5/15)
	5		SABONIS, Domantas vs Texas A&M (11/26/15)
	5		PERKINS, Josh vs Washington (11/25/15)
Minutes	43		SABONIS, Domantas at San Francisco (01/02/16)
	43		PERKINS, Josh at San Francisco (01/02/16)
	42		WILTJER, Kyle at San Francisco (01/02/16)
	40		DRANGINIS, Kyle vs Saint Mary's (03/08/16)
	39		PERKINS, Josh vs Syracuse (3/25/16)
	39		WILTJER, Kyle vs Saint Mary's (03/08/16)
	39		SABONIS, Domantas vs BYU (03/07/16)
	39		SABONIS, Domantas vs Saint Mary's (02/20/16)
	39		PERKINS, Josh vs BYU (01/14/16)
	39		WILTJER, Kyle at Santa Clara (12/31/15)
	39		WILTJER, Kyle vs UCLA (12/12/15)
	39		WILTJER, Kyle vs Arizona (12/5/15)



**2015-16 Gonzaga Men's Basketball
Gonzaga Season/Career Statistics (March 26, 2016)
All games**



SEASON STATISTICS

CAREER STATISTICS

SUMMARY	gp-gs	min/g	fg%	3fg%	ft%	r/g	a/g	stl	blk	pts/g	gp-gs	min/g	fg%	3fg%	ft%	r/g	a/g	stl	blk	pts/g
WILTJER, Kyle	36-36	33.6	.491	.437	.857	6.3	1.5	13	29	20.4	74-73	30.5	.514	.449	.828	6.2	1.7	31	54	18.6
SABONIS, Domantas	36-31	31.8	.611	.357	.769	11.8	1.8	22	31	17.6	74-32	26.6	.632	.357	.729	9.4	1.3	39	43	13.5
McCLELLAN, Eric	36-36	26.9	.475	.340	.781	3.2	2.0	31	9	10.7	54-36	20.6	.464	.342	.752	2.4	1.6	34	10	7.8
PERKINS, Josh	36-36	30.8	.433	.378	.700	3.3	4.1	43	11	10.1	41-36	29.5	.437	.380	.702	3.0	4.0	47	12	9.5
KARNOWSKI, Przemek	5-5	24.8	.594	.000	.462	5.4	1.2	4	3	8.8	113-79	20.7	.600	.500	.491	5.2	0.8	40	115	9.0
MELSON, Silas	36-1	21.7	.384	.323	.769	2.6	0.8	21	6	6.6	67-1	16.1	.395	.329	.713	1.7	0.6	37	8	5.0
DRANGINIS, Kyle	36-25	31.2	.436	.360	.575	4.5	3.1	37	12	6.5	143-34	20.8	.465	.356	.641	3.1	2.1	116	49	4.9
EDWARDS, Ryan	31-0	8.7	.491	.000	.694	2.2	0.1	1	8	2.6	48-0	7.2	.478	.000	.736	1.9	0.1	1	11	2.2
ALBERTS, Bryan	34-10	11.5	.395	.404	.833	1.3	0.3	7	2	2.6	34-10	11.5	.395	.404	.833	1.3	0.3	7	2	2.6
TRIANO, Dustin	18-0	3.1	.571	.500	.600	0.5	0.3	1	0	1.4	29-0	3.0	.550	.500	.600	0.4	0.2	2	0	1.2
BAKAMUS, Rem	15-0	2.0	.333	.250	.667	0.6	0.1	4	0	0.6	32-0	2.1	.357	.273	.583	0.4	0.1	6	0	0.6
BEACH, Jack	13-0	1.5	.250	.000	.000	0.2	0.1	1	0	0.2	13-0	1.5	.250	.000	.000	0.2	0.1	1	0	0.2

SCORING	fg-fga	fg%	3fg-fga	3fg%	ft-fa	ft%	pts	pts/g	fg-fga	fg%	3fg-fga	3fg%	ft-fa	ft%	pts	pts/g
WILTJER, Kyle	260-529	.491	90-206	.437	126-147	.857	736	20.4	502-977	.514	158-352	.449	212-256	.828	1374	18.6
SABONIS, Domantas	239-391	.611	5-14	.357	150-195	.769	633	17.6	384-608	.632	5-14	.357	229-314	.729	1002	13.5
McCLELLAN, Eric	134-282	.475	35-103	.340	82-105	.781	385	10.7	142-306	.464	38-111	.342	97-129	.752	419	7.8
PERKINS, Josh	127-293	.433	48-127	.378	63-90	.700	365	10.1	136-311	.437	52-137	.380	66-94	.702	390	9.5
KARNOWSKI, Przemek	19-32	.594	0-0	.000	6-13	.462	44	8.8	417-695	.600	1-2	.500	185-377	.491	1020	9.0
MELSON, Silas	78-203	.384	32-99	.323	50-65	.769	238	6.6	116-294	.395	49-149	.329	57-80	.713	338	5.0
DRANGINIS, Kyle	85-195	.436	41-114	.360	23-40	.575	234	6.5	255-548	.465	95-267	.356	98-153	.641	703	4.9
EDWARDS, Ryan	28-57	.491	0-1	.000	25-36	.694	81	2.6	33-69	.478	0-1	.000	39-53	.736	105	2.2
ALBERTS, Bryan	30-76	.395	23-57	.404	5-6	.833	88	2.6	30-76	.395	23-57	.404	5-6	.833	88	2.6
TRIANO, Dustin	8-14	.571	6-12	.500	3-5	.600	25	1.4	11-20	.550	9-18	.500	3-5	.600	34	1.2
BAKAMUS, Rem	2-6	.333	1-4	.250	4-6	.667	9	0.6	5-14	.357	3-11	.273	7-12	.583	20	0.6
BEACH, Jack	1-4	.250	0-2	.000	0-0	.000	2	0.2	1-4	.250	0-2	.000	0-0	.000	2	0.2

TOTALS	o-reb	d-reb	t-reb	pf	fo	ast	to	a/to	o-reb	d-reb	t-reb	pf	fo	ast	to	a/to
WILTJER, Kyle	61	167	228	66	0	53	74	0.7	111	351	462	128	0	124	117	1.1
SABONIS, Domantas	110	316	426	115	4	64	93	0.7	192	502	694	219	6	97	152	0.6
McCLELLAN, Eric	24	92	116	80	1	71	61	1.2	28	104	132	91	1	85	65	1.3
PERKINS, Josh	22	98	120	101	4	146	74	2.0	22	103	125	108	4	163	84	1.9
KARNOWSKI, Przemek	5	22	27	10	0	6	12	0.5	182	409	591	233	4	91	175	0.5
MELSON, Silas	8	85	93	70	0	30	24	1.3	13	103	116	97	0	40	36	1.1
DRANGINIS, Kyle	49	112	161	85	0	110	35	3.1	145	303	448	262	1	299	141	2.1
EDWARDS, Ryan	29	40	69	54	1	4	19	0.2	37	53	90	74	2	4	24	0.2
ALBERTS, Bryan	9	34	43	32	0	9	7	1.3	9	34	43	32	0	9	7	1.3
TRIANO, Dustin	4	5	9	8	0	6	2	3.0	5	8	13	12	0	6	4	1.5
BAKAMUS, Rem	1	8	9	1	0	2	2	1.0	1	11	12	7	0	4	3	1.3
BEACH, Jack	1	1	2	1	0	1	0	0.0	1	1	2	1	0	1	0	0.0

QUICKIE GAME RECORDS

Individual Game

Points

- 52 - Frank Burgess vs. UC-Davis (1-26-61)
- 50 - Jean Claude Lefebvre vs. Whitworth (2-18-58)
- 45 - Kyle Wiltjer at Pacific (2-19-15)

Field Goals Made

- 20 - Jean Claude Lefebvre vs. Whitworth (2-18-58)

Free Throws Made

- 16 - Ronny Turiat vs. Cincinnati (NCAA - 3-20-03)
- 16 - Blake Stepp vs. Washington (12-2-02)
- 16 - Ronny Turiat vs. Indiana (11-26-02)
- 16 - Frank Burgess (4 times)

Free Throw Percentage (1.000 - min. 10 attempts)

- (15-15) - Sam Dower vs. Santa Clara (3-8-14)
- (15-15) - Geoff Goss vs. Idaho State (1-6-93)
- (15-15) - Frank Burgess vs. Idaho (3-3-61)
- (14-14) - John Brodsky vs. Weber State (1-8-66)
- (13-13) - Robert Sacre vs. Washington State (11-14-11)

Rebounds

- 33 - Jim Dixon vs. Eastern Washington (1-23-61)
- 28 - Paul Cathey vs. Nevada-Las Vegas (12-28-77)

Assists

- 16 - Blake Stepp vs. Long Beach State (12-20-02)
- 13 - Jeremy Pargo vs. Virginia Tech (11-24-07)
- 13 - Derek Raivio vs. Montana (11-21-04)
- 13 - Blake Stepp vs. Idaho (11-21-03)
- 13 - Matt Santangelo vs. Loyola Marymount (2-11-00)
- 13 - John Stockton vs. Portland (2-11-84)
- 13 - John Stockton vs. San Diego (1-19-84)
- 13 - Ken Tyler vs. Montana State (2-1-75)

Team Game

Points Scored - Gonzaga

- 136 vs. Loyola Marymount, 2-18-89 (L 147-136)

Points Scored - Opponent

- 147 - Loyola Marymount, 2-18-89 (147-146)

Biggest Margin of Victory

- 60 - Eastern Oregon, 12-21-01 (105-45)
- 57 - Northwest College, 1-4-01 (93-36)
- 54 - St. Thomas Aquinas, 11-22-14 (109-55)
- 54 - Saint Mary's, 1-13-01 (102-48)
- 52 - St. Joseph's, 11-19-14 (94-42)

Biggest Margin of Defeat

- 69 vs. Montana, 2-5-45 (103-84)

Rebounds

- 74 vs. Idaho, 1-22-66

Field Goals Made

- 50 vs. Carroll College, 11-28-80

Field Goals Attempted

- 84 vs. Loyola Marymount, 1-19-90

Field Goal Percentage - Game

- 71.8 vs. Saint Mary's, 1-13-96 (28-39)
- 70.8 vs. Washington State, 12-28-03 (34-48)
- 70.4 vs. Warner Pacific, 12-21-88 (38-54)
- 69.7 vs. Chaminade, 11-26-13 (46-66)
- 69.6 vs. Eastern Washington, 1-10-84 (39-56)

Field Goal Percentage - Half

- 80.0 vs. San Francisco, 1-16-88 (16-20)
- 80.0 vs. Santa Clara, 1-23-82 (12-15)
- 77.8 vs. Santa Clara, 2-16-12 (14-18)
- 77.3 vs. Loyola Marymount, 2-2-95 (17-22)
- 76.5 vs. Pacific, 1-4-14 (13-17)

Free Throws Made

- 41 vs. Davidson, 12-12-09
- 41 vs. Fairfield, 12-11-90
- 37 vs. San Francisco, 1-15-94
- 36 vs. Santa Clara, 2-12-81
- 36 vs. Eastern Washington, 11-11-11
- 36 vs. BYU, 2-23-12

Free Throws Attempted

- 54 vs. Davidson, 12-12-09
- 53 vs. Loyola Marymount, 2-24-84
- 51 vs. Fairfield, 12-11-90
- 51 vs. Eastern Washington, 11-11-11
- 49 vs. Washington, 12-2-02

Free Throw Percentage - Game (Min. 10 attempts)

- 1.000 vs. BYU, 1-25-14 (12-12)
- 1.000 vs. Michigan State, 11-22-05 (26-26)* (12-12 in OT)
- 1.000 vs. Eastern Washington, 12-11-93 (20-20)
- 1.000 vs. Pepperdine, 1-13-11 (12-12)
- 1.000 vs. BYU (1-25-14) (12-12)
- 96.4 vs. Michigan State, 11-22-05 (27-28)
- 96.2 at Saint Mary's, 1-7-06 (25-26)

Free Throw Percentage - Half (Min. 10 attempts)

- 1.000 vs. Portland State, 1-12-81 (22-22)
- 1.000 vs. Cal State Bakersfield, 2-28-11 (14-14)
- 1.000 at Portland, 2-5-09 (11-11)
- 1.000 vs. Eastern Washington, 12-11-93 (11-11)

Consecutive Free Throws

- 27 vs. Michigan State, 11-22-05

Fewest Turnovers

- 3 vs. San Francisco, 2-18-95
- 3 vs. Penn State, 12-30-88
- 4 vs. USC Upstate, 3-3-09
- 5 vs. UCLA, 3-27-15
- 5 vs. Saint Mary's, 2-21-15
- 5 at Saint Mary's 3-1-08
- 5 vs. Idaho, 1-2-85
- 5 vs. Portland, 3-10-83

Assists

- 32 vs. Loyola Marymount, 1-19-80
- 31 vs. Carroll College, 11-28-90
- 28 vs. Loyola Marymount, 2-11-00
- 28 vs. Loyola Marymount, 2-18-89
- 26, seven times - last vs. Saint Thomas Aquinas, 11-22-14)

Blocked Shots

- 11 vs. Pepperdine, 2-10-10
- 11 vs. Portland, 2-24-05
- 11 vs. Santa Clara, 1-25-01
- 11 vs. Saint Mary's, 2-11-99
- 11 vs. St. Peter's, 11-30-90



**2015-16 Gonzaga Men's Basketball
Gonzaga Combined Team Statistics (March 26, 2016)
All games**



Overall record: 28-8 Conf: 15-3 Home: 11-4 Away: 9-2 Neutral: 8-2

#	Player	gp-gs	min	avg	Total		3-Point		F-Throw		Rebounds			pf	dq	a	to	blk	stl	pts	avg	
					fg-fga	fg%	3fg-fga	3fg%	ft-fita	ft%	off	def	tot									
33	WILTJER, Kyle	36-36	1209	33.6	260-529	.491	90-206	.437	126-147	.857	61	167	228	6.3	66	0	53	74	29	13	736	20.4
11	SABONIS, Domantas	36-31	1146	31.8	239-391	.611	5-14	.357	150-195	.769	110	316	426	11.8	115	4	64	93	31	22	633	17.6
23	McCLELLAN, Eric	36-36	969	26.9	134-282	.475	35-103	.340	82-105	.781	24	92	116	3.2	80	1	71	61	9	31	385	10.7
13	PERKINS, Josh	36-36	1109	30.8	127-293	.433	48-127	.378	63-90	.700	22	98	120	3.3	101	4	146	74	11	43	365	10.1
24	KARNOWSKI, Przem	5-5	124	24.8	19-32	.594	0-0	.000	6-13	.462	5	22	27	5.4	10	0	6	12	3	4	44	8.8
00	MELSON, Silas	36-1	780	21.7	78-203	.384	32-99	.323	50-65	.769	8	85	93	2.6	70	0	30	24	6	21	238	6.6
03	DRANGINIS, Kyle	36-25	1123	31.2	85-195	.436	41-114	.360	23-40	.575	49	112	161	4.5	85	0	110	35	12	37	234	6.5
25	EDWARDS, Ryan	31-0	270	8.7	28-57	.491	0-1	.000	25-36	.694	29	40	69	2.2	54	1	4	19	8	1	81	2.6
10	ALBERTS, Bryan	34-10	390	11.5	30-76	.395	23-57	.404	5-6	.833	9	34	43	1.3	32	0	9	7	2	7	88	2.6
55	TRIANO, Dustin	18-0	55	3.1	8-14	.571	6-12	.500	3-5	.600	4	5	9	0.5	8	0	6	2	0	1	25	1.4
15	BAKAMUS, Rem	15-0	30	2.0	2-6	.333	1-4	.250	4-6	.667	1	8	9	0.6	1	0	2	2	0	4	9	0.6
02	BEACH, Jack	13-0	20	1.5	1-4	.250	0-2	.000	0-0	.000	1	1	2	0.2	1	0	1	0	0	1	2	0.2
Team											59	64	123				15					
Total.....		36	7225		1011-2082	.486	281-739	.380	537-708	.758	382	1044	1426	39.6	623	10	502	418	111	185	2840	78.9
Opponents.....		36	7225		859-2167	.396	214-717	.298	428-610	.702	365	793	1158	32.2	703	-	371	375	108	210	2360	65.6

TEAM STATISTICS	GON	OPP	Date	Opponent	Score	Att.		
SCORING	2840	2360	11/18/15	NORTHERN ARIZONA	w 91-52	6000		
Points per game	78.9	65.6	11/21/15	MOUNT ST. MARY'S	w 101-56	6000		
Scoring margin	+13.3	-	11/25/15	vs Washington	w 80-64	1374		
FIELD GOALS-ATT	1011-2082	859-2167	11/26/15	vs Texas A&M	L 61-62	1331		
Field goal pct	.486	.396	11/27/15	vs UConn	w 73-70	2122		
3 POINT FG-ATT	281-739	214-717	12/02/15	at Washington State	w 69-60	8209		
3-point FG pct	.380	.298	12/5/15	ARIZONA	L 63-68	6000		
3-pt FG made per game	7.8	5.9	12/08/15	MONTANA	w 61-58	6000		
FREE THROWS-ATT	537-708	428-610	12/12/15	UCLA	L 66-71	6000		
Free throw pct	.758	.702	12/14/15	SAINT MARTIN'S	w 86-50	6000		
F-Throws made per game	14.9	11.9	12/19/15	vs Tennessee	w 86-79	16770		
REBOUNDS	1426	1158	* 12/21/15	PEPPERDINE	w 99-73	6000		
Rebounds per game	39.6	32.2	* 12/23/15	LOYOLA MARYMOUNT	w 85-62	6000		
Rebounding margin	+7.4	-	* 12/31/15	at Santa Clara	w 79-77	3121		
ASSISTS	502	371	* 01/02/16	at San Francisco	wot 102-94	3253		
Assists per game	13.9	10.3	* 01/09/16	PORTLAND	w 85-74	6000		
TURNOVERS	418	375	* 01/14/16	BYU	L 68-69	6000		
Turnovers per game	11.6	10.4	* 01/16/16	SANDIEGO	w 88-52	6000		
Turnover margin	-1.2	-	* 1/21/16	at Saint Mary's	L 67-70	3500		
Assist/turnover ratio	1.2	1.0	* 1/23/16	at Pacific	w 71-61	4309		
STEALS	185	210	* 01/28/16	SANTA CLARA	w 84-67	6000		
Steals per game	5.1	5.8	* 01/30/16	SAN FRANCISCO	w 86-48	6000		
BLOCKS	111	108	* 02/04/16	at Loyola Marymount	w 92-63	3422		
Blocks per game	3.1	3.0	* 02/06/16	at Pepperdine	w 69-66	3210		
ATTENDANCE	90000	169315	* 02/11/16	at Portland	w 92-66	4852		
Home games-Avg/Game	15-6000	11-5835	02/13/16	at SMU	L 60-69	7249		
Neutral site-Avg/Game	-	10-10513	* 02/18/16	PACIFIC	w 90-68	6000		
Score by Periods	1st	2nd	OT	Totals				
Gonzaga	1389	1431	20	2840				
Opponents	1062	1286	12	2360				
					* 02/20/16	SAINT MARY'S	L 58-63	6000
					* 02/25/16	at San Diego	w 82-60	4076
					* 02/27/16	at BYU	w 71-68	18987
					03/05/16	vs Portland	w 92-67	7209
					03/07/16	vs BYU	w 88-84	8362
					03/08/16	vs Saint Mary's	w 85-75	7418
					3/17/16	vs Seton Hall	w 68-52	19500
					3/19/16	vs Utah	w 82-59	19551
					3/25/16	vs Syracuse	L 60-63	21490

* - Conference game

TV/RADIO ROSTER



0

Silas Melson
G | 6-4 | 195 | Jr.
Portland, Ore.



2

Jack Beach
G | 6-2 | 175 | So.
San Diego, Calif.



3

Johnathan Williams
F | 6-9 | 228 | R.Jr.
Memphis, Tenn.



4

Jordan Mathews
G | 6-4 | 203 | Sr.
Los Angeles, Calif.



5

Nigel Williams-Goss
G | 6-3 | 195 | R.Jr.
Happy Valley, Ore.



10

Bryan Alberts
G | 6-5 | 198 | RSo.
Northridge, Calif.



13

Josh Perkins
G | 6-3 | 190 | RSo.
Park Hill, Colo.



14

Jacob Larsen
C | 6-11 | 227 | Fr.
Holte, Denmark



15

Rem Bakamus
G | 6-0 | 173 | RSo.
Longview, Wash.



21

Rui Hachimura
F | 6-8 | 225 | Fr.
Sendai, Japan




22

Jeremy Jones
F | 6-6 | 210 | RSo.
San Antonio, Texas



23

Zach Norvell Jr.
G | 6-5 | 205 | Fr.
Chicago, Ill.




24

Przemek Karnowski
C | 7-1 | 300 | RSo.
Torun, Poland



25

Ryan Edwards
C | 7-1 | 295 | R.Jr.
Kalispell, Mont.



32

Zach Collins
F | 7-0 | 230 | Fr.
Las Vegas, Nev.



33

Killian Tillie
F | 6-10 | 200 | Fr.
Cagnes-sur-Mer, France



55

Dustin Triano
G | 6-3 | 180 | R.Jr.
Vancouver, B.C.




HC

Mark Few
Head Coach
18th Season



AC

Tommy Lloyd
Assistant Coach
16th Season



AC

Donny Daniels
Assistant Coach
Seventh Season



AC

Brian Michaelson
Assistant Coach
Fourth Season



DO

John Jakus
Director of Operations
Third Season