



# South Dakota

## 2023 Football Media Guide



**Media Information**

**Sports Information**

The 2023 South Dakota football media supplement is designed to assist members of the media in its coverage of Coyote football and to serve as a historical summary of the program.

Your contact for the 2023 football team is Sports Information Director Bryan Boettcher. Photographs, weekly releases, feature ideas and statistics are available through Boettcher at (605) 658-5544 or by email at Bryan.Boettcher@usd.edu. Updated results, statistics and releases are available at www.GoYotes.com.

Football Contact: ..... Bryan Boettcher  
 Cell Phone (preferred): ..... (563) 260-4316  
 Office Phone: ..... (605) 658-5544  
 Email: ..... bryan.boettcher@usd.edu

**Media Access/Services**

Working media members will be seated on press row, which is located on the top east side of the DakotaDome. Rosters, weekly releases and current statistics will be available on press row. Photographers and videographers are asked to shoot from the goal line to the 20-yard line on either side of the DakotaDome. Credential requests should be submitted to Sports Information Director Bryan Boettcher at least a day in advance.

**Interview Policy**

All interviews with coaches and student-athletes must be coordinated through SID Bryan Boettcher at least one day in advance. Following games, the South Dakota locker room is closed to the media. Requests for Coyote players and coaches to attend the postgame press conference should be directed to Boettcher towards the end of each contest. Postgame interviews will be conducted in the film room of the Sanford Coyote Sports Center and also on Zoom for those unable to attend.

**Coyotes On The Air**

All regular season and postseason University of South Dakota football games will be carried live through the Coyote Sports Network, which includes six stations throughout South Dakota.

John Thayer, the voice of USD men's basketball, is the play-by-play announcer for the third year in 2022. He will be joined in the booth by Gary Culver, the former coach of Vermillion High School who has served as the analyst of Coyote football broadcasts since 2013. Jerry Palleschi, the new voice of USD women's basketball, is the sideline reporter.

KVHT 106.3 FM in Yankton serves as the flagship station for the Coyotes. USD fans can also catch games through these affiliates:

Location	FM Stations	AM Stations
Rapid City		KKLS 920
Sioux Falls	KQSF 95.7	
Watertown		KSDR 1480

**USD Football Media Outlets**

**Associated Press** ..... 800-952-9911 or 605-332-3111  
 P.O. Box 1125, Sioux Falls, S.D., 57101.. ..... Fax: 605-332-3931  
 Email..... apsiouxfalls@ap.org

**Sioux Falls Argus Leader** ..... 800-636-4263  
 P.O. Box 5034, Sioux Falls, SD, 57117 ..... Fax: 605-331-2294  
 Jonathan Fernandez..... jfernandez1@argusleader.com

**Yankton Press & Dakotan**..... 605-665-7811  
 P.O. Box 56, Yankton, SD, 57078 ..... Fax: 605-665-1721  
 James Cimburek, Sports Editor ..... sports@yankton.net

**Sioux City Journal**..... 800-397-9820  
 515 Pavonia, Sioux City, IA, 51102 ..... Fax: 712-279-5059  
 Ryan Timmerman, Sports Editor ..... rtimmerman@siouxcityjournal.com

**Vermillion Plain Talk**..... 605-624-4429  
 David Lias, Editor ..... david.lias@plaintalk.net

**The Volante** ..... 605-677-6891  
 Tavin Carncross, Sports Editor ..... volante@coyotes.usd.edu

**KVHT Radio** ..... 605-665-2600  
 210 West 3rd Street Yankton, SD 57078 ..... Fax: (605) 665-8875  
 Joe Van Goor, Sports Director ..... sports@kvht.com

**ESPN Sioux Falls**..... 605-361-0300  
 5100 S Tennis Ln, Sioux Falls, SD 57108  
 Bert Remien..... bert@espnsiouxfalls.com

**KAOR Radio (USD Campus Radio)** ..... 605-677-6477  
 555 N. Dakota St., Vermillion, SD 57069

**Midco Sports Network**..... 605-274-7638  
 425 S 1st Ave., Sioux Falls, S.D. 57104.....  
 Jay Elsen, announcer, programming assistant..... jay.elsen@mml.net

**Dakota News Now-TV** ..... 605-336-1300  
 325 S. 1st Ave., Sioux Falls, SD 57104 .....  
 Mark Ovenden, sports director ..... sports@kdlt.com  
 Zach Borg, sports reporter ..... z\_borg@kdlt.com

**KELO-TV** ..... 605-336-1100  
 501 S. Phillips Ave., Sioux Falls, SD, 57102 ..... Fax: 605-336-0202  
 Grant Sweeter, sports director ..... gsweeter@keloland.com

**KCAU-TV** ..... 800-475-5228  
 7th & Douglas, Sioux City, IA 51101 ..... Fax: 712-277-4298  
 Anthony Mitchell, sports director..... amitchell@kcautv.com

**KTIV-TV** ..... 800-234-5848  
 3135 Floyd Blvd., Sioux City, IA 51105..... Fax: 712-239-2621  
 Brad Pautsch, sports director ..... bpautsch@ktiv.com

**Table of Contents**

Media Information ..... 1  
 Table of Contents.....2

**Meet the Team**

2023 Football Roster..... 3-4  
 Head Coach Bob Nielson ..... 5-6  
 Assistant Coaches/Support Staff..... 7-12  
 Administration..... 13

**2022 in Review**

Single-Game Career Highs ..... 15-16  
 Individual & Team Game Highs..... 17  
 Team Statistics ..... 18  
 Players’ Game-by-Game Statistics ..... 19-20  
 Individual Statistics ..... 21-23  
 Drives & Analysis ..... 24  
 Game Summaries ..... 25-35

**Missouri Valley Football Conference**

History ..... 37-38  
 2023 Schedules ..... 39-40  
 2022 Team Statistics.....41  
 2022 Individual Statistics .....42  
 2022 MVFC Individual Honors .....43  
 All-Time South Dakota MVFC Honors..... 44-45

**History and Records**

The Catch.....46  
 A Tradition of Winning..... 47-48  
 Year-by-Year Results..... 49-54  
 All-Time Series vs. Opponents..... 55-61  
 All-Time Series vs. Conferences .....62  
 USD when ranked/vs. ranked foes..... 63-64  
 Year-by-Year Win-Loss Records ..... 65-66  
 Coaching Records.....67  
 South Dakota Honor Roll .....68  
 All-Conference Selections ..... 69-71  
 All-Academic Teams..... 71-72  
 Individual Records..... 73-77  
 Team Records.....78  
 Professional Coyotes .....Inside Back Cover



**2023 Schedule**

<b>Date</b>	<b>Opponent</b>	<b>Location</b>	<b>Time</b>	<b>Series</b>	<b>Last</b>
Aug. 31	at Missouri	Columbia, Mo.	7 p.m.	First Meeting	
Sept. 9	St. Thomas	Vermillion, S.D.	1 p.m.	1-0	1979
Sept. 16	Lamar	Vermillion, S.D.	1 p.m.	0-3	2010
Sept. 30	at North Dakota State*	Fargo, N.D.	1 p.m.	26-57-2	2022
Oct. 7	Murray State*^	Vermillion, S.D.	2 p.m.	First Meeting	
Oct. 14	Youngstown State*	Vermillion, S.D.	1 p.m.	2-8	2022
Oct. 21	at Indiana State*	Terre Haute, Ind.	Noon	5-2	2021
Oct. 28	South Dakota State*	Vermillion, S.D.	1 p.m.	53-56-7	2022
Nov. 4	at Southern Illinois*	Carbondale, Ill.	1 p.m.	4-4	2022
Nov. 11	North Dakota*	Vermillion, S.D.	Noon	31-64-5	2022
Nov. 18	at Western Illinois*	Macomb, Ill.	1 p.m.	5-6	2021

*All game times listed are Central*  
 ^ - Dakota Days (homecoming)  
 \* - Missouri Valley Football Conference

2023 South Dakota Football Roster (Preseason)

ALPHABETICAL/PRONUNCIATIONS

#	Name	Pos.
<b>B</b>		
4	sha-HEED BEAR-os.....	DB
14	Carter Bell .....	WR
79	Dylan Birge.....	OL
18	DAY-twan Blackwood.....	WR
22	Cannon BLOU-zer (like out)..	LB
2	Aidan BOW-man (like out)...	QB
24	Troy Bounting.....	WR
85	Tysen BOWZE (like beau)....	WR
10	Gary Bryant III.....	LB
17	Beau Bush.....	QB
<b>C</b>		
51	Dominic cah-ji-ANNE-oo.....	DL
72	Grant Chapman .....	OL
88	Jake Cheeseman.....	WR
13	Jack CLOR-dee.....	QB
71	Joe Cotton .....	OL
47	Josh Crownover.....	LB
<b>D</b>		
30	Beckett duh-ZHEAN.....	DB
20	Clayton Denker.....	DB
8	Nyle Dickel.....	LB
50	Chris Dixon.....	DL
9	Todd Drummond.....	QB
93	Will Dunn.....	DL
<b>E</b>		
32	Tyler EE-ble.....	P
94	okay-CHOO-coo eh-BOO-zee-em.....	DL
65	Caden Ellingson.....	OL
66	Isaac UR-biss.....	OL
<b>F</b>		
80	Lorenzo Fenner.....	WR
43	Parker Fryar.....	LB
<b>G</b>		
54	Nick GAIZE.....	DL
82	JJ Galbreath.....	TE
6	Jo-SIGH-uh GAIN-is.....	DB
90	my-KEECE Grace.....	DL
35	Tyler Green.....	DB
<b>H</b>		
96	Jack HAY-gee.....	DL
45	Ford Hamilton.....	K/P
1	Myles Harden.....	DB
33	Gabriel Hardman.....	LB
56	Bryce Henderson.....	OL
44	luh-NARD Hill.....	LB
34	Stephen Hillis.....	LB
61	Blake Holden.....	DL
35	Sam Holloway.....	K/P
41	Jase HUH-vey.....	DB
<b>J</b>		
4	ON-dre Jacobs.....	WR
0	Jonathan JOAN-is.....	LB
86	Demetrius Johnson.....	WR
21	key-ON-dray Jones.....	RB
<b>K</b>		
64	Ben Kohls.....	OL
68	Sam Kohls.....	OL
67	Brady KO-pull.....	OL

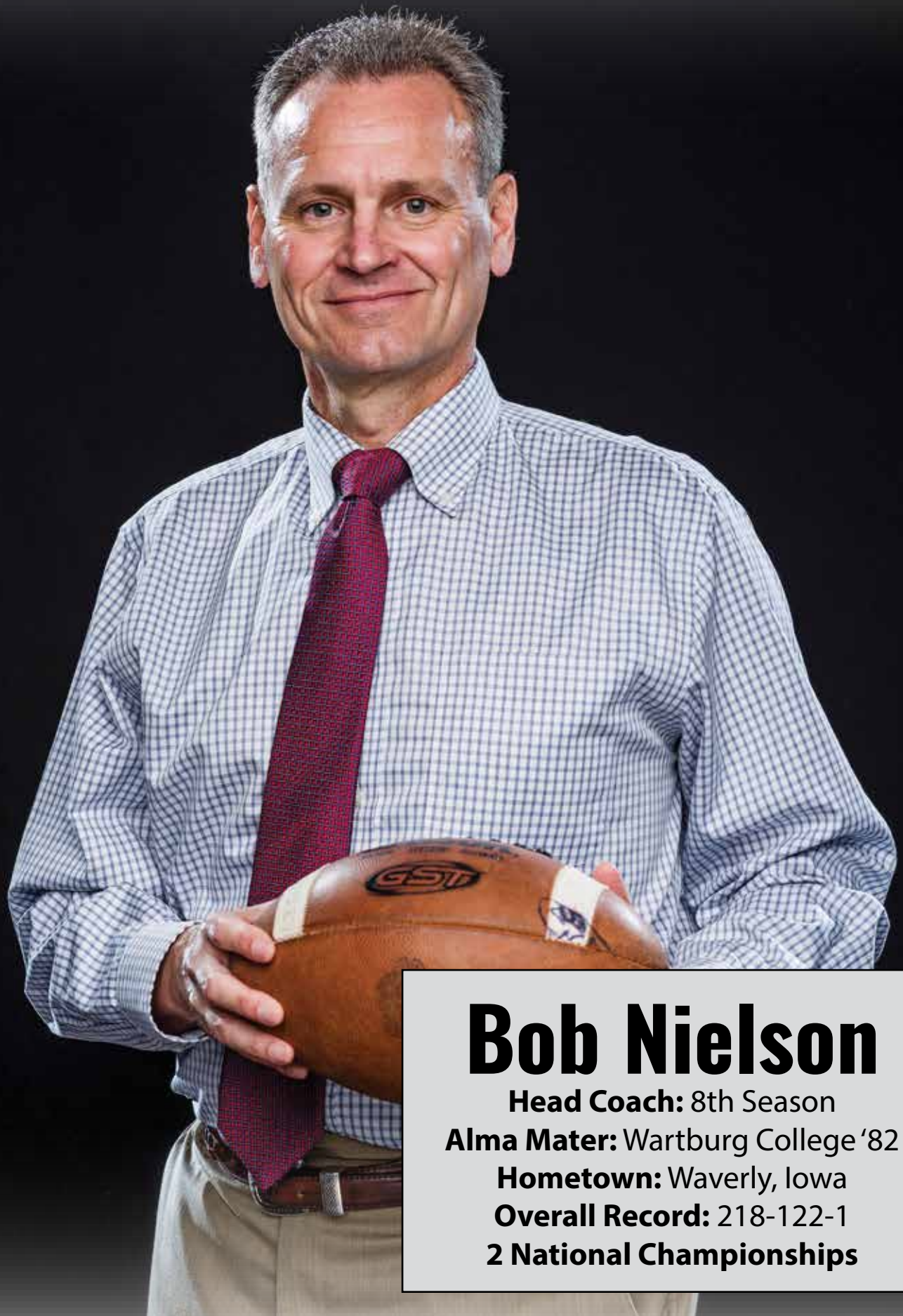
NUMERICAL ROSTER

#	Name	Pos.	Ht.	Wt.	Yr.	Hometown/Previous School
0	Jonathan Joanis	LB	6-1	225	Gr.	Orlando, Fla./Boone HS
1	Tristan Michaud	WR	6-6	215	So.	Quebec City, Quebec/Iowa State
1	Myles Harden	DB	6-0	200	Jr.	Miami Gardens, Fla./Miramar HS
2	Aidan Bouman	QB	6-5	245	So.	Buffalo, Minn./Iowa State
2	Dennis Shorter	DB	5-10	195	Jr.	Daytona Beach, Fla./Bethune-Cookman
3	Charles Pierre Jr.	RB	5-10	195	R-Fr.	Orlando, Fla./Ocoee HS
3	Teven McKelvey	DB	6-1	200	Jr.	Gardner, Kan./Gardner Edgerton HS
4	Andre Jacobs	WR	6-0	190	Fr.	Baltimore, Md./St. Frances Academy
4	Shahid Barros	DB	6-1	190	So.	New Bedford, Mass./New Bedford HS
5	Travis Theis	RB	5-11	210	Jr.	Pratt, Kan./Pratt HS
5	Dominic Reaves	DB	5-10	180	R-Fr.	Tampa, Fla./Hillsborough HS
6	Makai Lovett	WR	6-2	230	So.	Miami, Fla./Senior HS
6	Josiah Ganues	DB	5-11	180	Jr.	Miramar, Fla./Miramar HS
7	Mike Mansaray	RB	5-10	205	R-So.	Columbus, Ohio/Westerville South HS
7	Deidrick Stanley	DB	5-9	200	Jr.	Miami, Fla./Middle Tennessee State
8	Javion Phelps	WR	6-3	200	So.	Orlando, Fla./Boone HS
8	Nyle Dickel	LB	6-3	240	So.	Minneapolis, Minn./Washburn HS
9	Todd Drummond	QB	6-4	205	Fr.	Pawhuska, Okla./Pawhuska HS
9	Tim White	DB	5-10	195	R-So.	Miami Gardens, Fla./Robert Morris
10	Jamahd Monroe	WR	6-2	195	Jr.	San Diego, Calif./Montana State
10	Gary Bryant III	LB	6-1	230	R-Fr.	Baltimore, Md./Lady of Good Counsel HS
11	Cole Rhoden	WR	6-0	190	R-Fr.	Platte City, Mo./Kansas
11	Austin Rosetta	LB	6-2	225	So.	Shawnee, Kan./De Soto HS
12	Jarrett Synek	QB	6-0	210	So.	Hastings, Neb./Nebraska
12	Caleb McKenzie	DB	5-8	170	R-Fr.	Carver Ranches, Fla./Miami Central HS
13	Jack Clougherty	QB	5-10	180	R-Fr.	Pasadena, Calif./John Muir HS
13	Matt Walsh	DB	6-2	220	So.	Evergreen Park, Ill./Evergreen Park HS
14	Carter Bell	WR	5-11	180	Jr.	Bettendorf, Iowa/Bettendorf HS
14	Noah Smith	DB	6-3	180	Fr.	Chicago, Ill./Mt. Carmel HS
15	Jack Martens	WR	5-11	190	So.	Cumberland, Wis./Cumberland HS
15	Will Leyland	K	5-11	205	So.	Souderton, Pa./Temple
16	Lem Wash	QB	5-10	220	So.	Wichita, Kan./Tennessee Tech
16	Keyon Turner	DB	5-10	180	So.	Chicago, Ill./Valparaiso
17	Beau Bush	QB	6-2	210	Fr.	Pella, Iowa/Pella HS
18	Datwan Blackwood	WR	6-0	195	Jr.	Fort Pierce, Fla./St. Lucie West Centen. HS
19	Alex Saunders	WR	6-2	180	R-Fr.	Orlando, Fla./Oviedo HS
20	Clayton Denker	DB	6-0	195	So.	Bellwood, Neb./David City HS
21	Keyondray Jones	RB	5-7	170	Fr.	Orlando, Fla./Ocoee HS
22	Cannon Blausier	LB	6-1	235	Jr.	Hilliard, Ohio/Ohio
23	Curtis Thomas	WR	5-8	160	Fr.	Cleveland, Ohio/Eastlake North HS
24	Troy Bounting	WR	5-9	180	R-Fr.	Hudson, Wis./Hudson HS
26	Matt Medill	LB	6-4	235	So.	Roca, Neb./Norris HS
27	L.J. Phillips Jr.	RB	5-9	210	Fr.	Wichita, Kan./Northwest HS
28	Nate Thomas	RB	5-9	205	R-So.	South Holland, Ill./Thornwood HS
29	Roman Tillmon	DB	6-0	185	Fr.	Independence, Mo./Fort Osage HS
30	Beckett DeJean	DB	6-1	190	Fr.	Odebolt, Iowa/OABCIG
31	Mackenson Owens	LB	6-0	220	R-Fr.	Aurora, Neb./Aurora HS
32	Tyler Ebel	P	6-4	220	R-Fr.	DeForest, Wis./DeForest HS
33	Gabriel Hardman	LB	5-10	220	Fr.	Miami, Fla./Palmetto HS
34	Stephen Hillis	LB	6-1	235	Sr.	Hartington, Neb./Air Force
35	Sam Holloway	P/K	6-3	170	Fr.	Adel, Iowa/ADM HS
35	Tyler Green	DB	6-0	170	Fr.	Atlanta, Ga./Hillgrove HS
36	Mike Sajenko	RB	5-10	200	R-Fr.	Park Ridge, Ill./Maine South HS
37	Cade Parker	LB	5-10	230	So.	Hiawatha, Iowa/Kennedy HS
38	Gage Tennyson	LB	6-5	215	R-Fr.	Custer, S.D./Custer HS
41	Jase Hovey	DB	6-2	220	Fr.	Louisburg, Kan./Louisburg HS

#	Name	Pos.	Ht.	Wt.	Yr.	Hometown/Previous School
42	Reed Rus	LB	6-4	205	Fr.	Mount Vernon, S.D./Mount Vernon HS
43	Parker Fryar	LB	6-3	225	Jr.	Waukee, Iowa/Northwestern (Iowa)
44	Lenard Hill	LB	6-4	200	Fr.	Ocala, Fla./Vanguard HS
45	Ford Hamilton	K/P	6-3	195	Fr.	Omaha, Neb./Creighton Prep.
46	Jackson Marx	LS	6-1	215	R-So.	Bettendorf, Iowa/Mount Marty
47	Josh Crownover	LB	6-4	255	So.	Tyndall, S.D./Bon Homme HS
48	Mason Midgett	LB	6-2	225	So.	Aurora, Colo./Allan Hancock
49	Brock Mogensen	LB	6-2	235	Sr.	Farmington, Minn./Farmington HS
50	Chris Dixon	DL	6-2	305	R-Fr.	Toronto, Ontario/St. Thomas More HS (CT)
51	Dominic Caggiano	DL	6-3	250	So.	Runnells, Iowa/Southeast Polk HS
52	Mosai Newsom	DL	6-5	310	Jr.	Waverly, Iowa/Nebraska
54	Nick Gaes	DL	6-4	275	Jr.	Alta, Iowa/Alta-Aurelia HS
55	Earl Miller Jr.	DL	6-4	290	So.	Riviera Beach, Fla./Amer. Heritage Delray HS
56	Bryce Henderson	OL	6-8	325	So.	North Aurora, Ill./Aurora Christian Schools
57	Josh Larsen	OL	6-3	300	R-Fr.	Harrisburg, S.D./Harrisburg HS
60	Jack Rons	OL	6-3	295	Fr.	Littleton, Colo./Dakota Ridge HS
61	Blake Holden	DL	6-3	300	Jr.	Watertown, S.D./Watertown HS
62	Kaden Weatherby	OL	6-6	315	R-Fr.	Aurora, Colo./Texas Tech
63	Jordan Larsen	OL	6-3	300	R-Fr.	Harrisburg, S.D./Harrisburg HS
64	Ben Kohls	OL	6-3	310	So.	Sioux Falls, S.D./Roosevelt HS
65	Caden Ellingson	OL	6-7	310	So.	Tea, S.D./Tea Area HS
66	Isaac Erbes	OL	6-5	335	Sr.	Urbandale, Iowa/Urbandale HS
67	Brady Koupal	OL	6-5	290	R-Fr.	Brandon, S.D./Brandon Valley HS
68	Sam Kohls	OL	6-4	325	So.	Sioux Falls, S.D./Roosevelt HS
70	Caleb Lange	OL	6-5	280	Fr.	Brainerd, Minn./Brainerd HS
71	Joe Cotton	OL	6-7	310	R-Fr.	Sioux Falls, S.D./Roosevelt HS
72	Grant Chapman	OL	6-5	295	Fr.	Andover, Minn./Anoka HS
74	Noah Smith	OL	6-2	325	R-Fr.	Lawrence, Kan./Lawrence HS
76	Joey Lombard	OL	6-5	315	Jr.	Anoka, Minn./Anoka HS
78	Gerrit Poncius	OL	6-7	295	So.	Buffalo, Minn./Buffalo HS
79	Dylan Birge	OL	6-3	305	Fr.	Olathe, Kan./West HS
80	Lorenzo Fenner	WR	6-0	175	Fr.	Independence, Mo./Fort Osage HS
81	Mack Newell	TE	6-3	255	Fr.	Louisburg, Kan./Louisburg HS
82	JJ Galbreath	TE	6-4	240	Jr.	Arvada, Colo./Ralston Valley HS
83	Jesse Miller	TE	6-6	235	Fr.	Scranton, Iowa/Greene County HS
84	George Williams	TE	6-4	220	Fr.	Des Moines, Iowa/Roosevelt HS
85	Tysen Boze	WR	6-3	200	R-Fr.	Dublin, Ohio/Dublin Scioto HS
86	Demetrius Johnson	WR	6-4	175	Fr.	Miami, Fla./Immaculata-La Salle HS
87	Jacob Remmert	TE	6-5	240	So.	Cedar Falls, Iowa/Cedar Falls HS
88	Jake Cheeseman	WR	6-0	190	So.	Salem, S.D./McCook Central HS
89	Zach Witte	TE	6-6	260	So.	Sioux Falls, S.D./Christian HS
90	Mi'Quise Grace	DL	6-4	255	R-Fr.	Cincinnati, Ohio/Princeton HS
91	Brendan Webb	DL	6-4	260	Sr.	Buhler, Kan./Buhler HS
92	Micah Roane	DL	6-4	255	Sr.	Chaska, Minn./Chaska HS
93	Will Dunn	DL	6-3	300	Jr.	Oklahoma City, Okla./Heritage Hall HS
94	Okey Egbuziem	DL	6-2	295	Jr.	Clovis, Calif./Fresno City College
96	Jack Hagy	TE	6-4	255	Jr.	Wimberley, Texas/St. Michael's Catholic
97	AuVon Sager	DE	6-5	250	Fr.	Minneapolis, Minn./North HS
98	Tayeton Lohaus	DL	6-3	270	Fr.	Humboldt, Iowa/Humboldt HS
99	Marcus Simmons Jr.	DL	6-1	255	So.	Germantown, Md./St. John's College

ALPHABETICAL/PRONUNCIATIONS

#	Name	Pos.
<b>L</b>		
70	Caleb Lange	OL
63	Jordan Larsen	OL
57	Josh Larsen	OL
15	Will Leyland	K
98	Tayeton LOW-house	DL
76	Joey Lombard	OL
6	muh-KAI LOVE-it	WR
<b>M</b>		
7	Mike MAN-suh-ray	RB
15	Jack Martens	WR
46	Jackson Marx	LS
3	Teven McKelvey	DB
12	Caleb McKenzie	DB
26	Matt muh-DILL	LB
1	Tristan mi-SHOW	WR
48	Mason mih-ZHET	LB
55	Earl Miller Jr.	DL
83	Jesse Miller	TE
49	Brock MOH-gen-sen	LB
10	Jamahd Monroe	WR
<b>N</b>		
81	Mack Newell	TE
52	MO-zigh Newsom	DL
<b>O</b>		
31	Mackenson Owens	LB
<b>P</b>		
37	Cade Parker	LB
8	JAY-vee-on Phelps	WR
27	L.J. Phillips Jr.	RB
3	Charles pea-AIR Jr.	RB
78	Gerrit PAWN-chus	OL
<b>R</b>		
5	Dominic REEVS	DB
87	Jacob Remmert	TE
11	Cole Rhoden	WR
92	MY-cah Roane	DL
60	Jack Rons	OL
11	Austin Rosetta	LB
42	Reed Rus	LB
<b>S</b>		
97	uh-VON SAY-ger	DE
36	Mike suh-JEN-ko	RB
19	Alex Saunders	WR
2	Dennis Shorter III	DB
99	Marcus Simmons Jr.	DL
14	Noah K. Smith	DB
74	Noah H. Smith	OL
7	DEE-drick Stanley	DB
12	Jarrett SIN-ick	QB
<b>T</b>		
38	Gage TEN-ih-son	LB
5	Travis TICE	RB
23	Curtis Thomas	WR
28	Nate Thomas	RB
29	Roman Tillmon	DB
16	KEY-on Turner	DB
<b>W</b>		
13	Matt Walsh	DB
16	Lem Wash	QB
62	Kaden Weatherby	OL
91	Brendan Webb	DL
9	Tim White	DB
84	George Williams	TE
89	Zach WIT-ee	TE



# Bob Nielson

**Head Coach:** 8th Season

**Alma Mater:** Wartburg College '82

**Hometown:** Waverly, Iowa

**Overall Record:** 218-122-1

**2 National Championships**

Head Coach Bob Nielson



Bob Nielson was introduced as the 30th head coach in the history of University of South Dakota football in December of 2015. It is the sixth head coaching stint for Nielson, who has enjoyed success at every level of college football. He is a three-time national coach of the year recipient, a two-time national champion head coach, and was Missouri Valley Football Conference Coach of the Year in 2015. The 2023 season is the 31st for Nielson as a head coach.

Nielson has been labeled a builder throughout his career, and he has added to that legacy at USD. In just his second season with the Coyotes, Nielson led the program to a record eight wins at the Division I level and to the FCS playoffs for the first time. It marked the fifth consecutive program that has reached the playoffs within four years of Nielson taking the helm. The Coyotes won their FCS playoff debut in 2017 and reached the final 16.

South Dakota returned to the postseason in 2021. It was the program's sixth NCAA appearance and the Coyotes hosted a first-round game. That marked the first postseason game played inside the

DakotaDome in 35 years and first at the FCS level. South Dakota finished 7-5 with a program-best 5-3 mark in Valley play, good for third place.

Nielson crossed yet another coaching milestone in 2018. The Coyotes' 31-24 win at Southern Illinois in their conference opener marked Nielson's 200th career win and he needed less than 300 games to get there. Nielson became the 91st college football coach to reach the plateau and starts 2023 as one of 12 active head coaches with 200 wins.

Prior to arriving in Vermillion, Nielson served as head coach at Western Illinois University for three seasons from 2013-15. He led the Leathernecks to a 7-6 record in 2015 and to the second round of the FCS playoffs. It was the first playoff appearance for the Leathernecks since 2010. While at Western, Nielson coached seven all-MVFC first-team selections including four in 2015.

Nielson is a native of Marion, Iowa, and received his bachelor's degree from Wartburg College in Waverly, Iowa, in 1982. He began his career as an offensive line coach at his alma mater before being promoted to defensive coordinator in 1987.

Nielson's first head coaching opportunity was at Ripon College. He was 2-6-1 in his first season and improved to 7-2 in year two. It was the first season the Red Hawks had posted more than four victories in eight years.

Nielson returned to Wartburg in 1991 to serve as head coach and athletic director of the Knights. In 1993, his third season, Wartburg won an Iowa Conference title, Nielson earned his first conference coach of the year award, and the Knights returned to the NCAA Division III playoffs for the first time in 11 years. In 1994, Wartburg recorded its first NCAA playoff victory.

Nielson transitioned to Wisconsin-Eau Claire ahead of the 1996 campaign. In just his third season with the Bugolds, he won the 1998 WIAC Championship and made a run all the way to the NCAA Division III national semifinals. He would go on to be named Football Gazette's NCAA Division III National Coach of the Year that season.

Nielson's Minnesota Duluth Dynasty began in 1999. In year three, Duluth made its first postseason appearance by competing in the Mineral Water Bowl. The following season, the Bulldogs won the 2002 Northern Sun Championship with a perfect 9-0 record and qualified for the NCAA Division II playoffs for the first time in school history.

Duluth was 38-19 in its first five years under Nielson, who turned in his whistle after the 2003 season to serve as the Bulldogs' athletic director. He remained the AD when he returned to coach the football team in 2008. That year, Duluth earned its first national championship with a 15-0 record. The Bulldogs duplicated the feat in 2010.

Nielson was 100-26 in 10 seasons at Duluth. In his second five-year stint, the program was 62-7 with five NCAA playoff appearances, five NSIC titles and two undefeated seasons. Nielson was named national coach of the year in both championship years and totaled three Northern Sun Coach of the Year awards.

Nielson and his wife, Terri, have two daughters, Amanda Taylor and Kasey, a son, Kyle, and three grandchildren, Cash, Rowan, and Finley Taylor. Nielson holds a master's degree from University of Northern Iowa, which he completed in 1988. He served as Chair of the NCAA Football Rules Committee from 2015-17, and is a member of the University of Minnesota Duluth and Linn-Mar High School Athletic Hall of Fames.

NIELSON'S COACHING FILE

COACHING HISTORY

1981-86	Wartburg College Offensive Line Coach
1987-88	Wartburg College Defensive Coordinator
1989-90	Ripon College Head Coach
1991-95	Wartburg College Head Coach
1996-98	UW-Eau Claire Head Coach
1999-03, 08-12	Minnesota Duluth Head Coach
2004-07	Minnesota Duluth Athletic Director
2013-2015	University of Western Illinois Head Coach
2016-Present	University of South Dakota Head Coach

HEAD COACHING RECORD

1989	Ripon College	2-6-1
1990	Ripon College	7-2
1991	Wartburg College	6-4
1992	Wartburg College	5-5
1993	Wartburg College	9-2
	<i>NCAA Division III Playoffs</i>	
1994	Wartburg College	10-2
	<i>NCAA Division III Quarterfinals</i>	
1995	Wartburg College	9-1
1996	UW-Eau Claire	5-5
1997	UW-Eau Claire	7-3
1998	UW-Eau Claire	10-3
	<i>NCAA Division III Semifinals</i>	
1999	Minnesota Duluth	3-8
2000	Minnesota Duluth	7-4
2001	Minnesota Duluth	9-3
2002	Minnesota Duluth	11-1
	<i>NCAA Division II Playoffs</i>	
2003	Minnesota Duluth	8-3
2008	Minnesota Duluth	15-0
	<i>NCAA Division II National Champions</i>	
2009	Minnesota Duluth	11-2
	<i>NCAA Division II Quarterfinals</i>	
2010	Minnesota Duluth	15-0
	<i>NCAA Division II National Champions</i>	
2011	Minnesota Duluth	11-3
	<i>NCAA Division II Quarterfinals</i>	
2012	Minnesota Duluth	10-2
	<i>NCAA Division II Playoffs</i>	
2013	Western Illinois	4-8
2014	Western Illinois	5-7
2015	Western Illinois	7-6
	<i>NCAA Division I FCS Playoffs - 2nd Rd</i>	
2016	South Dakota	4-7
2017	South Dakota	8-5
	<i>NCAA Division I FCS Playoffs - 2nd Rd</i>	
2018	South Dakota	4-7
2019	South Dakota	5-7
2020-21	South Dakota	1-3
2021	South Dakota	7-5
	<i>NCAA Division I FCS Playoffs</i>	
2022	South Dakota	3-8
	<b>Career Coaching Record</b> ..... <b>218-122-1</b>	

Assistant Coaches



**Josh Davis**  
Offensive Coordinator/  
Quarterbacks  
1st Season

Josh Davis was named offensive coordinator in January of 2023, fresh off an FCS national championship as the pass game coordinator and wide receivers coach for SDSU.

Prior to SDSU, Davis was the offensive coordinator and quarterbacks coach at Northwestern College for six seasons. After going 3-7 in his first season, the Red Raiders were a combined 51-10 with five playoff appearances in the next five seasons.

Davis was the wide receivers coach at SDSU from 2009-15 and mentored five receivers who currently rank among the Jackrabbits' top 10 for career receptions. He started his coaching career at SDSU as a graduate assistant and spent time at Iowa Western Community College before returning to Brookings to coach the receivers.

Davis attended Burke High School in Omaha before embarking on a fantastic career at SDSU. He was a three-time all-conference wide receiver, a 2005 team captain and graduated as the program's all-time leader in receptions (225).

**Hometown**

Omaha, Neb.

**Alma Mater**

South Dakota State, 2006

**Degrees**

HPER, SDSU, 2006  
Master's degree, SDSU, 2008

**Coaching Experiences**

South Dakota  
2023-pres.: Off. Coor./QBs  
Northwestern College  
2016-21: Off. Coor./QBs  
South Dakota State  
2009-16, 2022: Wide Receivers  
Iowa Western CC  
2008-09: Wide Receivers

**Playing Experience**

SDSU, wide receiver, 2002-05

**Family**

Wife, Brittany, and three children, Isabel, Reese and Demi

**Hometown**  
Blaine, Minn.

**Alma Mater**  
Concordia, 2007

**Degrees**  
Kinesiology, Concordia, 2007

**Coaching Experiences**  
South Dakota  
2019-pres.: Defensive Coor.  
Grand View  
2013-18: Defensive Coor.  
Concordia  
2011-12: Defensive Coor.  
2006-10: Secondary

**Playing Experience**  
Concordia, LB, 2002-05

**Family**  
Wife, Natalie, and three children, Laila, Layne and Tate

It took just three short seasons – including a COVID year – to take South Dakota's defense to new heights. The 2021 squad became the sixth in program history to qualify for the NCAA playoffs and the Coyotes hosted a playoff game in the DakotaDome for the first time in 35 years. That was due in large part to a defense that allowed 344 yards and 20 points per game, both of which are program bests at the FCS level.

Johansen arrived at USD following six seasons at Grand View University in Iowa. The Vikings were 61-11 in his six seasons with five conference championships, six NAIA playoff appearances and the 2013 national title following a 14-0 campaign. Grand View finished in the top-15 of the national rankings all six seasons including four top-10 rankings.

Johansen was a Heart of America Assistant Coach of the Year finalist in each of his last two seasons at Grand View, and was a national coordinator of the year finalist in 2015. He was even featured in a Sports Illustrated article, "The Search to Save NFL Defenses," in November of 2018. Grand View was ranked as one of the top NAIA defenses throughout Johansen's stay there and produced seven defensive All-Americans.



**Travis Johansen**  
Defensive Coordinator  
5th Season

Assistant Coaches



**Dante Warren**

Running Backs  
6th Season

**Hometown**

Schaumburg, Ill.

**Alma Mater**

South Dakota, 2017

**Degrees**

Sports Management, USD, 2017

**Past Experiences**

South Dakota

2018-pres.: Running Backs

Augustana:

2016-17: Graduate Assistant

Zion Benton Township HS:

2014-15: Offensive Coordinator

North Chicago HS

2012: Quarterbacks Coach

**Playing Experience**

USD, quarterback, 2008-11


Tri-Cities Fever (IFL), 2013

**Awards**

All-Great West honoree in 2010; led Coyotes to 41-38 win against Minnesota in 2010

**Family**

Wife, Hailie, and daughter, Winter



**Miles Taylor**

Def. Pass Game Coord.  
4th Season

**Hometown**

Silver Spring, Md.

**Alma Mater**

Iowa, 2017

**Degrees**

Political Science, Iowa, 2017

Master's degree, Iowa, 2020

**Past Experiences**

South Dakota

2020-pres.: Defensive Backs

Iowa:

2018-19: Graduate Assistant

Spent the summer of 2019 as a Bill Walsh Defensive Intern with the Baltimore Ravens

**Playing Experience**


Iowa, DB, 2014-17

**Awards**

Three-time recipient of the Team Hustle Award; Big Ten Sportsmanship Award in 2017

**Family**

Wife, Kari



**Elijah Hodge**

Inside Linebackers  
2nd Season

**Hometown**

Fort Lauderdale, Fla.

**Alma Mater**

Wisconsin, 2009

**Degrees**

Sociology, Wisconsin, 2009

Master's Degree, Boston College,

**Past Experiences**

South Dakota

2022-pres.: Inside Linebackers

Founded Linebacker Performance in 2021 ... held a number of administrative leadership experiences in the Boston area from 2012-20 ... helped build the varsity team at Roxbury Prep Charter in 2018 ... led the team to the playoffs in back-to-back seasons

**Playing Experience**

Wisconsin, LB, 2006-08

UNI, LB, 2009

**Family**

Wife, Zina, and daughter, Emory

## Assistant Coaches



**Jeff Nady**  
Offensive Line  
1st Season

**Hometown**

Minden, Nevada

**Alma Mater**

Nevada, 2012

**Degrees**

Communications, Nevada, 2012  
Master's degree, Nevada, 2018

**Coaching Experiences**

South Dakota

2023: Offensive Line

Nevada

2022: Offensive Line

Fort Lewis

2018-21: Offensive Coord.

Nevada

2016-17: Graduate Assistant

**Playing Experience**

Nevada, OL, 2009-12

Signed an undrafted FA deal with Jacksonville and Atlanta in the NFL before playing in the Arena Football League ... played for San Jose in 2014 and Las Vegas in 2015

**Awards**

All-WAC (2011) and All-MWC (2012)



**Craig Bagnell**  
Wide Receivers  
1st Season

**Hometown**

Polson, Mont.

**Alma Mater**

Univ. of Mary, 2013

**Degrees**

Mathematics, Mary, 2013  
Master's degree, Bemidji State, 2016

**Past Experiences**

South Dakota

2023-pres.: Wide Receivers

Mary

2018-22: Head Coach

Bemidji State:

2015-17: Offensive Coordinator

2014: Wide Receivers

**Playing Experience**

Mary, QB, 2009-13

**Awards**

Maruaders' all-time leader in passing yards, touchdowns, completions and completion percentage



**Tim Morrison**  
Tight Ends  
1st Season

**Hometown**

Waverly, Iowa

**Alma Mater**

Wartburg, 1999

**Degrees**

Education, Wartburg, 1999  
Master's degree, Viterbo

**Past Experiences**

Upper Iowa

2022: Offensive Coord.

2021: Off. Line/TEs

Grand Valley State

2013-17: Offensive Coord.

2010-19: Off. Line/TEs

Wartburg

2008-09: Offensive Coord.

2002-07: Run Game Coord.

2001: Defensive Line

Allegheny:

2000: Special Teams/OLB

1999: Running Backs

**Playing Experience**

Wartburg, FB, 1995-98

Voted team captain as a senior

**Family**

Wife, Betsy, daughter, Harper, and son, Knox

Assistant Coaches



**Rob Snyder**  
 Defensive Line  
 1st Season

**Hometown**  
 Cleveland, Ohio

**Alma Mater**  
 LSU, 2015

**Degrees**  
 Business, LSU, 2015

**Past Experiences**  
South Dakota  
 2023-pres.: Defensive Line  
Jesuit High School (La.)  
 2022: Defensive Line  
Holy Cross High School (La.)  
 2021: Defensive Coord.  
Missouri  
 2019: Graduate Assistant  
LSU:  
 2016-18: Def. Line/Outside LBs  
 2014-15: Student-Athlete/Asst.

**Playing Experience**  
 LSU, TE/LB, 2015

**Family**  
 Wife, Evon, and two rescue dogs,  
 Junior and Chip



**Steve Ferentz**  
 Outside Linebackers  
 1st Season

**Hometown**  
 Iowa City, Iowa

**Alma Mater**  
 Iowa, 2017

**Degrees**  
 History, Iowa, 2017

**Past Experiences**  
South Dakota  
 2023-pres.: Outside Linebackers  
Miami Dolphins  
 2020-22: Assistant LB Coach  
Kansas City Chiefs  
 2018: Scouting Internship  
Central Michigan  
 2018-19: Graduate Assistant

**Playing Experience**  
 Iowa, TE/OL, 2012-16

Played in eight games as a senior in 2016 including the Outback Bowl



**Josh Manchigiah**  
 Quality Control  
 1st Season

**Hometown**  
 Papillion, Neb.

**Alma Mater**  
 South Dakota State, 2020

**Degrees**  
 Sports Mgmt., SDSU, 2020  
 Master's Degree, SDSU, 2022

**Past Experiences**  
South Dakota  
 2023-pres.: Def. Quality Control

**Playing Experience**  
 SDSU, Safety, 2016-21  
 South Dakota, Safety, 2022

Played in 53 games at SDSU over five seasons ... transferred to USD for the 2022 season ... played in seven games and earned four starts ... had a season-high five tackles and a 38-yard interception return against his former team

Coaching Staff



**Blake Fryar**  
Quality Control  
1st Season

**Hometown**

Waukee, Iowa

**Alma Mater**

Northwestern (IA), 2023

**Degrees**

Business, Northwestern, 2023

**Past Experiences**

South Dakota:

2023-pres: Off. Quality Control

**Playing Experience**

Northwestern, QB, 2018-22

2022 Team Captain ... earned honorable mention all-GPAC honors in 2021 when he threw for 2,172 yards and 25 touchdowns against five interceptions ... threw five touchdown passes in a game against Jamestown as a senior in 2022



**Josh Rosenthal**  
Personnel/Operations  
2nd Season

**Hometown**

Bloomington, Minn.

**Alma Mater**

Concordia, 2011

**Degrees**

Education, Physical and Health, Concordia, 2011

**Past Experiences**

South Dakota:

2023-pres: Personnel/NFL Liaison

2022: Personnel/Operations

Iowa State

2019-21: Player Personnel

Concordia:

2018: WRs/Director of Oper.

St. Thomas:

2014-17: Wide Receivers

Concordia:

2012: Graduate Assistant

**Playing Experience**

Minnesota State, wrestler, 2005

Concordia, football, 2008-10

**Family**

Wife, Amy, and two daughters, Perry and Vale



**Hayden Meister**  
Dir. of Operations  
1st Season

**Hometown**

Marion, Iowa

**Alma Mater**

Iowa, 2018

**Degrees**

Sport & Rec. Mgmt., Iowa, 2018

Master's Degree, Iowa, 2020

**Past Experiences**

South Dakota:

2023: Director of Operations

Texas A&M-Commerce

2022: Chief of Staff

Wagner:

2021: Dir. of Operations/Video

Iowa:

2018-20: Operations Assistant

**Other Experience**

Served as a promotions manager within the marketing department at Iowa

**Support Staff**



**Clete McLeod**

Strength & Conditioning  
6th Season

**Hometown**

Assumption, Ill.

**Alma Mater**

Southern Illinois

**Degrees**

Food & Nutrition, SIU  
M.S., Physical Education, SIU

**Past Experiences**

South Dakota

2018-pres.: Head S&C Coach

Nebraska

2016-18: Asst. Head S&C Coach

Southern Illinois

2011-16: Head S&C Coach

Also: Oregon State (3), SE Missouri State (1), & Northern Illinois

**Other Experience**

Served as a United State infantryman from 1992-94 before starting school at Southern Illinois.

Is a NSCA certified strength and conditioning specialist

\*Distinguished, a USA Weightlifting certified club coach, and USA Track & Field Level 1 coach



**Natalie Portwood**

Strength & Conditioning  
2nd Season

**Hometown**

Texarkana, Texas

**Alma Mater**

Nevada, Reno

**Degrees**

Kinesiology, Nevada  
Master's degree, SE Oklahoma St

**Past Experiences**

South Dakota

2022-pres.: Strength & Cond.

SE Oklahoma State

2021: Sports Performance GA

North Texas

2020: Strength & Cond. Intern

Nevada

2019: Strength & Cond. Intern

Is a NSCA certified strength and conditioning specialist ... CPR/AED



**Grant Rohrig**

Athletic Trainer  
1st Season

**Hometown**

Stillwater, Minn.

**Alma Mater**

Minnesota-Duluth, 2016

**Degrees**

Athletic Training, Duluth, 2016  
Master's Degree, Neb.-Kearney, 2018

**Past Experiences**

South Dakota

2023: Athletic Trainer

Omaha

2022: Head Athletic Trainer

Milwaukee

2021: Assistant Ath. Trainer

Washington Univ. (Mo.)

2018-20: Assistant Ath. Trainer

Nebraska-Kearney

2016-18: Graduate Assistant

Certifications include American Heart Association CPR/AED, Smart Cuffs Blood Flow Restriction, Graston M1, and Structure and Function DN1

Administrators / Coaches

**Coyote Administration**



**Sheila Gestring**  
University President  
6th Year | Sioux Falls



**David Herbster**  
Athletic Director  
17th Year | Virginia Tech  
(1991)



**Joe Thuente**  
Sr. Associate A.D. for  
External Affairs  
2nd Year | UNI (2009)



**Corey Jenkins**  
Sr. Associate A.D. for  
Facilities & Operations  
6th Year | Georgia (2005)



**Jamie Oyen**  
Sr. Associate A.D. | SWA  
12th Year | Southwest  
Minn. State (2003)



**Gina Mockler**  
Associate A.D. for  
Business & Finance  
2nd Year | USD (2010)



**Andy Carr**  
Associate A.D. for  
Development  
7th Year | Winona St (2000)



**Dr. Jessica Messersmith**  
Faculty Athletic Rep.  
4th Year | Neb.-Kearney  
(2003)

**Coyote Head Coaches**



Nolan Fife  
Cross Country



Brett Barnett  
Women's Tennis



Brett Bennett  
Women's Golf



Michael Thomas  
Women's Soccer



John Vining  
Men's Golf



Kyle Joplin  
Triathlon



Lucky Huber  
Track & Field



Robert Wagner  
Softball



Jason Mahowald  
Swim & Dive



Eric Peterson  
Men's Basketball



Kayla Karius  
Women's Basketball



Leanne Williamson  
Volleyball



**Single-Game Career Highs - Offense**

Passing	Attempts	Comps.	Yards	TD
2 - Aidan Bouman	33 vs. UNI, 11/19/22	20 vs. UNI, 11/19/22	254 at Youngstown St, 10/29/22	3 at #19 North Dakota, 11/12/22
16 - Cole Stenstrom	24 vs. Illinois St, 10/23/21	11 vs. Illinois St, 10/23/21	124 vs. Illinois St, 10/23/21	1 vs. Illinois St, 10/23/21
18 - Carson Camp	35 at #7 Illinois St, 2/27/21	22 vs. Missouri St, 3/13/21	355 vs. Cal Poly, 9/17/22	3, 2x; MR: vs. Cal Poly, 9/17/22

Rushing	Attempts	Yards	TD	Long
1 - Shomari Lawrence	15 at Illinois St, 10/15/22	122 vs. #14 Southern Ill., 10/22/22	1, 4x; MR: vs. Missouri St, 11/5/22	52 vs. #14 Southern Ill., 10/22/22
2 - Aidan Bouman	6 at Youngstown St, 10/29/22	-4, 2x; MR vs. UNI, 11/19/22	1, 2x; MR: vs. UNI, 11/19/22	7 at #19 North Dakota, 11/12/22
5 - Travis Theis	29 at #16 UNI, 10/16/21	138 vs. #13 North Dakota, 10/9/21	2 vs. Northern Arizona, 9/11/21	37 vs. Cal Poly, 9/17/22
7 - Mike Mansaray	21 at Cal Poly, 9/18/21	141 at Cal Poly, 9/18/21	2 at Cal Poly, 9/18/21	24 at Cal Poly, 9/18/21
16 - Cole Stenstrom	7 vs. Illinois St, 10/23/21	37 vs. Illinois St, 10/23/21	1 at Cal Poly, 9/18/21	20 vs. Illinois St, 10/23/21
18 - Carson Camp	13 vs. #1 North Dakota St, 9/24/22	59 vs. Cal Poly, 9/17/22	1, 3x; MR: vs. Cal Poly, 9/17/22	75 vs. Cal Poly, 9/17/22
28 - Nate Thomas	16 vs. #7 South Dakota St, 11/13/21	111 vs. Indiana St, 10/2/21	1, 5x; MR: vs. #7 South Dakota St, 11/13/21	46 at Western Ill., 11/6/21

Receiving	Receptions	Yards	TD	Long
1 - Shomari Lawrence	5 vs. UNI, 11/19/22	56 vs. Cal Poly, 9/17/22	1 vs. Cal Poly, 9/17/22	46 vs. Cal Poly, 9/17/22
3 - Jordan Sommerville	1, 2x; MR: at #3 Montana, 9/10/22	6 at #3 Montana, 9/10/22	--	6 at #3 Montana, 9/10/22
5 - Travis Theis	6 vs. #1 North Dakota St, 9/24/22	50 at Youngstown St, 3/20/21	--	45 at Youngstown St, 3/20/21
7 - Mike Mansaray	2 vs. #4 North Dakota St, 11/20/21	49 vs. #4 North Dakota St, 11/20/21	1 vs. #4 North Dakota St, 11/20/21	40 vs. #4 North Dakota St, 11/20/21
8 - Javion Phelps	4 at Illinois St, 10/15/22	89 at Illinois St, 10/15/22	--	43 at Illinois St, 10/15/22
9 - Wesley Eliodor	6 vs. Missouri St, 11/5/22	97 vs. Missouri St, 11/5/22	1, 7x; MR: at #19 North Dakota, 11/12/22	46 at Youngstown St, 10/29/22
12 - Andrew Jacobs	1 at Kansas St, 9/3/22	5 at Kansas St, 9/3/22	--	5 at Kansas St, 9/3/22
14 - Carter Bell	6, 3x; MR: at #19 North Dakota, 11/12/22	182 at Western Ill., 11/6/21	2, 2x; MR: at #19 North Dakota, 11/12/22	91 at Western Ill., 11/6/21
15 - Jack Martens	3 vs. #14 Southern Ill., 10/22/22	79 vs. Cal Poly, 9/17/22	1 vs. Cal Poly, 9/17/22	70 vs. Cal Poly, 9/17/22
16 - Cole Stenstrom	2 vs. UNI, 11/19/22	7 vs. UNI, 11/19/22	--	5 vs. UNI, 11/19/22
19 - Parker Rickert	2 vs. UNI, 11/19/22	9 vs. UNI, 11/19/22	--	8 vs. Cal Poly, 9/17/22
28 - Nate Thomas	4 vs. #4 North Dakota St, 11/20/21	22 at Western Ill., 11/6/21	--	18 at Western Ill., 11/6/21
70 - Alex Jensen	1 vs. UNI, 10/13/18	7 vs. UNI, 10/13/18	--	7 vs. UNI, 10/13/18
82 - J.J. Galbreath	6 vs. Cal Poly, 9/17/22	87 vs. Cal Poly, 9/17/22	1, 3x; MR: vs. UNI, 11/19/22	55 at Youngstown St, 10/29/22
83 - Austin Goehring	3, 3x; MR: at Kansas St, 9/3/22	59 at Cal Poly, 9/18/21	1, 3x; MR: at Cal Poly, 9/18/21	36 at Cal Poly, 9/18/21
86 - Jamahd Monroe	1 at #3 Montana, 9/10/22	-2 at #3 Montana, 9/10/22	--	-2 at #3 Montana, 9/10/22
87 - Jacob Remmert	1 at Youngstown St, 10/29/22	6 at Youngstown St, 10/29/22	--	6 at Youngstown St, 10/29/22
89 - Zach Witte	1 at Cal Poly, 9/18/21	14 at Cal Poly, 9/18/21	--	14 at Cal Poly, 9/18/21

Punt Returns	Number	Yards	TD	Long
14 - Carter Bell	3, 2x; MR: vs. Illinois St, 10/23/21	47 vs. #4 North Dakota St, 11/20/21	1 vs. #4 North Dakota St, 11/20/21	47 vs. #4 North Dakota St, 11/20/21

Kickoff Returns	Number	Yards	TD	Long
5 - Travis Theis	3 at #4 North Dakota, 3/4/21	67 at #4 North Dakota, 3/4/21	--	31 at #7 Illinois St, 2/27/21
7 - Mike Mansaray	1, 3x; MR: at #3 Montana, 9/10/22	22 vs. Missouri St, 3/13/21	--	22 vs. Missouri St, 3/13/21
9 - Wesley Eliodor	4 vs. #1 North Dakota St, 9/24/22	133 at #18 Missouri St, 9/25/21	1 at #18 Missouri St, 9/25/21	99 at #18 Missouri St, 9/25/21
14 - Carter Bell	4 at #1 North Dakota St, 11/16/19	87 at #1 North Dakota St, 11/16/19	--	27 at #1 North Dakota St, 11/16/19
15 - Jack Martens	5 vs. UNI, 11/19/22	113 vs. UNI, 11/19/22	--	38 vs. UNI, 11/19/22
82 - J.J. Galbreath	1 vs. Cal Poly, 9/17/22	3 vs. Cal Poly, 9/17/22	--	3 vs. Cal Poly, 9/17/22

Kicking	FGA	FGM	Long Att.	Long Made
10 - Eddie Ogamba	2, 3x; MR: vs. #14 Southern Ill., 10/22/22	2 vs. #14 Southern Ill., 10/22/22	50 at #3 South Dakota St, 10/8/22	46 vs. #14 Southern Ill., 10/22/22

PAT's	Attempted	Made
10 - Eddie Ogamba	5 vs. Cal Poly, 9/17/22	5 vs. Cal Poly, 9/17/22

Punting	Number	Avg.	Long	Inside 20
9 - John Bickle	10 at #3 Montana, 9/10/22	46.5, 2x; MR: vs. #14 Southern Ill., 10/22/22	61 at Kansas St, 9/3/22	4 vs. Cal Poly, 9/17/22

**Single-Game Career Highs - Defense**

Tackles	Total Tackles	Solo Tackles	Assisted Tackles
0 - Michael Scott	11 at #2 South Dakota St, 10/8/22	6 at Kansas St, 9/3/22	7 at #2 South Dakota St, 10/8/22
1 - Myles Harden	9, 3x; MR: at Illinois St, 10/15/22	7 at #3 Montana, 9/10/22	5 at Illinois St, 10/15/22
2 - Dennis Shorter	13 at Youngstown St, 10/29/22	7 at Youngstown St, 10/29/22	6 at Youngstown St, 10/29/22
3 - Teven McKelvey	4 at Cal Poly, 9/18/21	2, 2x; MR: vs. #14 Southern Ill., 10/22/22	2 at Cal Poly, 9/18/21
4 - Jailen Holman	6 vs. #4 North Dakota St, 11/20/21	3 vs. #4 North Dakota St, 11/20/21	3 vs. #4 North Dakota St, 11/20/21
5 - Cameron Tisdale	7, 2x; MR: vs. Cal Poly, 9/17/22	7, 2x; MR: vs. Cal Poly, 9/17/22	4, 3x; MR: vs. UNI, 11/19/22
6 - Josiah Ganues	8, 2x; MR: vs. #14 Southern Ill., 10/22/22	4, 5x; MR: at #19 North Dakota, 11/12/22	6 at Kansas St, 9/3/22
7 - DaRaun McKinney	11 vs. #13 North Dakota, 10/9/21	9 vs. #13 North Dakota, 10/9/21	4, 2x; MR: vs. #4 North Dakota St, 11/20/21
8 - Nyle Dickel	5 at Youngstown St, 10/29/22	2 at Youngstown St, 10/29/22	3 at Youngstown St, 10/29/22
10 - Eddie Ogamba	1, 2x; MR: vs. UNI, 11/19/22	--	1, 2x; MR: vs. UNI, 11/19/22
12 - Tre Jackson	10 vs. Missouri St, 11/5/22	6 vs. Missouri St, 11/5/22	4, 2x; MR: at #19 North Dakota, 11/12/22
13 - Matt Walsh	1, 2x; MR: vs. Cal Poly, 9/17/22	--	1, 2x; MR: vs. Cal Poly, 9/17/22
14 - Dominic Reaves	2, 2x; MR: vs. UNI, 11/19/22	1, 2x; MR: vs. UNI, 11/19/22	1, 3x; MR: vs. UNI, 11/19/22
16 - Josh Manchigial	7, 2x; MR: at #2 South Dakota St, 10/8/22	3 at #2 South Dakota St, 10/8/22	4 at #3 Montana, 9/10/22
17 - Shahid Barros	5 vs. #1 North Dakota St, 9/24/22	3 vs. #1 North Dakota St, 9/24/22	2 vs. #1 North Dakota St, 9/24/22
20 - Clayton Denker	1, 5x; MR: at #19 North Dakota, 11/12/22	1, 2x; MR: at Youngstown St, 10/29/22	1, 3x; MR: at #19 North Dakota, 11/12/22
21 - Tre Thomas	8 vs. #23 Southern Ill., 11/27/21	5 at Western Ill., 11/6/21	5, 3x; MR: at Youngstown St, 10/29/22
22 - Isaiah McDaniels	12 vs. #23 Southern Ill., 11/27/21	8 vs. #5 South Dakota St, 11/23/19	10 vs. #23 Southern Ill., 11/27/21
23 - Jonathan Joanis	5, 2x; MR: vs. #14 Southern Ill., 10/22/22	3, 2x; MR: vs. #14 Southern Ill., 10/22/22	3, 2x; MR: vs. UNI, 11/19/22
24 - Gary Bryant III	1 at #19 North Dakota, 11/12/22	1 at #19 North Dakota, 11/12/22	--
27 - Jakari Starling	10, 2x; MR: vs. Missouri St, 3/13/21	5, 2x; MR: at Missouri St, 10/12/19	7 vs. Missouri St, 3/13/21
34 - Stephen Hillis	14, 2x; MR: vs. UNI, 11/19/22	8 at #3 Montana, 9/10/22	9 at #19 North Dakota, 11/12/22
43 - Jason Simon-Ressler	1 vs. Northern Arizona, 9/11/21	1 vs. Northern Arizona, 9/11/21	--
46 - Dalton Godfrey	2 vs. Southern Illinois, 10/26/19	1, 2x; MR: at #2 South Dakota St, 10/8/22	2 vs. Southern Illinois, 10/26/19
47 - Josh Crownover	1, 2x; MR: at #19 North Dakota, 11/12/22	--	1, 2x; MR: at #19 North Dakota, 11/12/22
48 - Justin Stallworth	5 at Youngstown St, 10/29/22	1, 5x; MR: vs. Missouri St, 11/5/22	4 at Youngstown St, 10/29/22
49 - Brock Mogensen	15 vs. #1 North Dakota St, 9/24/22	8, 2x; MR: at Kansas St, 9/3/22	10 vs. Southern Illinois, 10/26/19
51 - Dominic Caggiano	3 vs. #1 North Dakota St, 9/24/22	2 vs. #1 North Dakota St, 9/24/22	1, 5x; MR: vs. UNI, 11/19/22
54 - Nick Gaes	9 vs. UNI, 11/19/22	4, 2x; MR: vs. UNI, 11/19/22	5 vs. UNI, 11/19/22
55 - Earl Miller	3, 2x; MR: at Youngstown St, 10/29/22	1, 2x; MR: at Illinois St, 10/15/22	3 at Youngstown St, 10/29/22
61 - Blake Holden	10 vs. #14 Southern Ill., 10/22/22	2 vs. #14 Southern Ill., 10/22/22	8 vs. #14 Southern Ill., 10/22/22
82 - JJ Galbreath	1 at Western Ill., 11/6/21	1 at Western Ill., 11/6/21	--
83 - Austin Goehring	2 at Western Ill., 11/6/21	1 at Western Ill., 11/6/21	1 at Western Ill., 11/6/21
90 - Mi'Quise Grace	3, 2x; MR: vs. Missouri St, 11/5/22	1, 2x; MR: vs. Missouri St, 11/5/22	1 vs. Cal Poly, 9/17/22
91 - Brendan Webb	5 vs. Northern Arizona, 9/11/21	3, 3x; MR: vs. #14 Southern Ill., 10/22/22	3, 3x; MR: vs. Missouri St, 11/5/22
92 - Micah Roane	5, 2x; MR: at #19 North Dakota, 11/12/22	5 at Youngstown St, 3/20/21	3, 5x; MR: at #19 North Dakota, 11/12/22
93 - Will Dunn	3 vs. #7 South Dakota St, 11/13/21	2 vs. #7 South Dakota St, 11/13/21	1, 6x; MR: at Kansas St, 9/3/22
94 - Marcus Simmons Jr.	4 vs. Missouri St, 11/5/22	1 vs. Cal Poly, 9/17/22	4 vs. Missouri St, 11/5/22
96 - Jack Hagy	5 at Cal Poly, 9/18/21	2 vs. Northern Arizona, 9/11/21	5 at Cal Poly, 9/18/21
97 - Miles Emery	2 vs. Missouri St, 11/5/22	1, 2x; MR: at #19 North Dakota, 11/12/22	1, 2x; MR: vs. Missouri St, 11/5/22

Name	Tackles for Loss	Sacks
0 - Michael Scott	3.0 at Kansas St, 9/3/22	2.0 at Kansas St, 9/3/22
1 - Myles Harden	2.5 at Kansas, 9/3/21	1.0 at Kansas St, 9/3/22
2 - Dennis Shorter	1.0 vs. #1 North Dakota St, 9/24/22	--
4 - Jailen Holman	1.5 vs. #23 Southern Ill., 11/27/21	--
5 - Cameron Tisdale	0.5 at #4 Oklahoma, 9/7/19	--
6 - Josiah Ganues	1.0 at #19 North Dakota, 11/12/22	--
7 - DaRaun McKinney	1.0, 3x; MR: at Illinois St, 10/15/22	--
8 - Nyle Dickel	0.5 at Youngstown St, 10/29/22	0.5 at Youngstown St, 10/29/22
12 - Tre Jackson	1.0, 2x; MR: vs. Illinois St, 10/23/21	--
17 - Shahid Barros	1.0 at Kansas St, 9/3/22	--
21 - Tre Thomas	2.0 vs. Indiana St, 10/2/21	1.0, 2x; MR: vs. Indiana St, 10/2/21
22 - Isaiah McDaniels	1.0 vs. #5 South Dakota St, 11/23/19	--
27 - Jakari Starling	1.0, 4x; MR: at #18 Missouri St, 9/25/21	1.0, 2x; MR: at #18 Missouri St, 9/25/21
34 - Stephen Hillis	2.0, 2x; MR: at Illinois St, 10/15/22	2.0 at Illinois St, 10/15/22
43 - Jason Simon-Ressler	1.0 vs. Northern Arizona, 9/11/21	1.0 vs. Northern Arizona, 9/11/21
47 - Josh Crownover	0.5 vs. Missouri St, 11/5/22	--
48 - Justin Stallworth	1.0 vs. Missouri St, 11/5/22	--
49 - Brock Mogensen	2.0 at #4 North Dakota, 3/4/21	1.0, 2x; MR: vs. Northern Arizona, 9/11/21
51 - Dominic Caggiano	1.0, 2x; MR: vs. UNI, 11/19/22	--
54 - Nick Gaes	2.0, 2x; MR: vs. Illinois St, 10/23/21	2.0 at #18 Missouri St, 9/25/21
55 - Earl Miller	0.5 at Youngstown St, 10/29/22	--
61 - Blake Holden	1.0, 3x; MR: vs. Missouri St, 11/5/22	1.0, 2x; MR: vs. Missouri St, 11/5/22
91 - Brendan Webb	2.5 at #18 Missouri St, 9/25/21	2.0 at #16 UNI, 10/16/21
92 - Micah Roane	1.5 vs. Missouri St, 3/13/21	1.0 at #7 Illinois St, 2/27/21
93 - Will Dunn	1.0 at Western Ill., 11/6/21	1.0 at Western Ill., 11/6/21
94 - Marcus Simmons Jr.	1.0, 2x; MR: vs. Missouri St, 11/5/22	0.5, 2x; MR: vs. Missouri St, 11/5/22
96 - Jack Hagy	1.0 at Cal Poly, 9/18/21	0.5 at Cal Poly, 9/18/21
97 - Miles Emery	1.0 vs. Missouri St, 11/5/22	1.0 vs. Missouri St, 11/5/22

2022 South Dakota 11-Game Football Statistics

Date	Opponent	Score	Overall	MVFC	Time	Attend
Sep 03, 2022	at Kansas State	0-34 L	0-1		3:08	50,469
Sep 10, 2022	at #3 Montana	7-24 L	0-2		3:09	24,204
Sep 17, 2022	CAL POLY	W 38-21	1-2		3:05	6,812
* Sep 24, 2022	#1 NORTH DAKOTA STATE	17-34 L	1-3	0-1	3:02	6,530
* Oct. 08, 2022	at #2 SOUTH DAKOTA STATE	3-28 L	1-4	0-2	2:56	19,332
* Oct. 15, 2022	at Illinois State	10-12 L	1-5	0-3	3:06	9,302
* Oct. 22, 2022	#14 SOUTHERN ILLINOIS	W 27-24	2-5	1-3	3:06	7,599
* Oct. 29, 2022	at Youngstown State	24-45 L	2-6	1-4	3:12	9,240
* Nov. 05, 2022	MISSOURI STATE	W 20-13	3-6	2-4	3:09	5,341
* Nov. 12, 2022	at #19 North Dakota	19-28 L	3-7	2-5	3:10	9,516
* Nov. 19, 2022	UNI	14-58 L	3-8	2-6	3:00	5,490

\* MVFC

SOUTH DAKOTA INDIVIDUAL GAME HIGHS

Rushes .....	24	Theis, twice
Yards Rushing .....	122	Lawrence vs. SIU (10/22)
TD Rushes.....	1	10 times
Long Rush .....	75	Camp vs. CP (9/17)
Pass Attempts.....	34	Camp at KSU (9/3)
Pass Completions .....	20	Bouman vs. UNI (11/19)
Yards Passing.....	355	Camp vs. CP (9/17)
TD Passes.....	3	Camp, once; Bouman, once
Long Pass.....	70	Camp vs. CP (9/17)
Receptions .....	6	Galbreath/Theis/Eliodor/Bell
Yards Receiving .....	97	Eliodor vs. MSU (11/5)
TD Receptions.....	2	Bell at UND (11/12)
Long Reception.....	70	Martens vs. CP (9/17)
Field Goals.....	2	Ogamba vs. SIU (10/22)
Long Field Goal .....	46	Ogamba vs. SIU (10/22)
Punts .....	10	Bickle at MT (9/10)
Punting Avg.....	46.5	Bickle, twice
Long Punt.....	61	Bickle at KSU (9/3)
Long Punt Return .....	45	Bell vs. CP (9/17)
Long Kickoff Return...	69	Eliodor at SDSU (10/8)
Tackles .....	15	Mogensen vs. NDSU (9/24)
Sacks .....	2.0	Scott at KSU; Hillis at ILST
Tackles For Loss.....	3.0	Scott at KSU (9/3)
Interceptions.....	1	Six times

OPPONENT INDIVIDUAL GAME HIGHS

Yards Rushing .....	150	Luepke, NDSU (9/24)
TD Rushing.....	3	Davis, SDSU (10/8)
Long Rush .....	75	Knowles, KSU (9/3)
Yards Passing.....	380	Day, UNI (11/19)
TD Passes.....	5	Day, UNI (11/19)
Long Pass.....	62	Day, UNI (11/19)
Receptions .....	7	Five times
Yards Receiving .....	135	Morancy, UNI (11/19)

SOUTH DAKOTA TEAM GAME HIGHS

Rushes .....	40	vs. CP (9/17)
Yards Rushing .....	205	vs. CP (9/17) & SIU (10/22)
Yards Per Rush .....	5.3	vs. SIU (10/22)
TD Rushes.....	2	Thrice
Pass Attempts.....	34	at KSU (9/3)
Pass Completions .....	20	vs. UNI (11/19)
Yards Passing.....	355	vs. CP (9/17)
Yards Per Pass.....	16.9	vs. CP (9/17)
TD Passes.....	3	Twice
Total Plays.....	69	at KSU (9/3)
Total Offense .....	560	vs. CP (9/17)
Yards Per Play .....	9.2	vs. CP (9/17)
Sacks .....	4	at KSU (9/3)
First Downs .....	20	vs. CP (9/17)
Penalties .....	11	at MT (9/10)
Penalty Yards.....	91	at SDSU (10/8)
Turnovers.....	4	vs. NDSU (9/24)
Interceptions By.....	1	Six times

GAME LOWS

Yards Rushing .....	56	at YSU (10/29)
Yards Passing.....	44	at SDSU (10/8)
Total Yards .....	136	at SDSU (10/8)

OPPONENT GAME HIGHS

Yards Rushing .....	356	NDSU (9/24)
Yards Passing.....	421	CP (9/17)
Total Yards .....	593	UNI (11/19)

OPPONENT GAME LOWS

Yards Rushing .....	84	ILST (10/15)
Yards Passing.....	95	KSU (9/3)
Total Yards .....	264	ILST (10/15)

## 2022 Team Statistics

	USD	OPP
SCORING.....	179	321
Points Per Game.....	16.3	29.2
Points Off Turnovers.....	34	65
FIRST DOWNS.....	161	236
Rushing.....	66	117
Passing.....	83	99
Penalty.....	12	20
RUSHING YARDAGE.....	1351	2059
Yards gained rushing.....	1694	2253
Yards lost rushing.....	343	194
Rushing Attempts.....	362	433
Average Per Rush.....	3.7	4.8
Average Per Game.....	122.8	187.2
TDs Rushing.....	11	20
PASSING YARDAGE.....	1796	2424
Comp-Att-Int.....	158-271-6	217-331-6
Average Per Pass.....	6.6	7.3
Average Per Catch.....	11.4	11.2
Average Per Game.....	163.3	220.4
TDs Passing.....	12	20
TOTAL OFFENSE.....	3147	4483
Total Plays.....	633	764
Average Per Play.....	5.0	5.9
Average Per Game.....	286.1	407.5
KICK RETURNS: #-YARDS.....	35-826	13-266
PUNT RETURNS: #-YARDS.....	8-115	12-71
INT RETURNS: #-YARDS.....	6-38	6-13
KICK RETURN AVERAGE.....	23.6	20.5
PUNT RETURN AVERAGE.....	14.4	5.9
INT RETURN AVERAGE.....	6.3	2.2
FUMBLES-LOST.....	18-7	15-7
PENALTIES-YARDS.....	68-562	49-426
Average Per Game.....	51.1	38.7
PUNTS-YARDS.....	62-2542	44-1795
Average Per Punt.....	41.0	40.8
Net punt average.....	38.6	36.8
TIME OF POSSESSION/GAME.....	26:36	33:24
3RD-DOWN CONVERSIONS.....	44/140	66/150
3rd-Down Pct.....	31%	44%
4TH-DOWN CONVERSIONS.....	4/17	9/18
4th-Down Pct.....	24%	50%
SACKS BY-YARDS.....	19-99	34-239
TOUCHDOWNS SCORED.....	23	41
FIELD GOALS-ATTEMPTS.....	7-11	12-15
PAT-ATTEMPTS.....	20-23	37-40
RED-ZONE SCORES.....	78% (18-23)	85% (39-46)
RED-ZONE TOUCHDOWNS.....	61% (14-23)	63% (29-46)
ATTENDANCE.....	31,772	122,063
Games/Avg Per Game.....	5/6354	6/20344

SCORE BY QUARTERS	1st	2nd	3rd	4th	OT	Total
South Dakota.....	54	47	24	54	-- -	179
Opponents.....	98	104	73	46	-- -	321

2022 Players' Game-by-Game Statistics

Rushing (Att.-Yds.-TDs)

	KSU	MT	CPU	NDSU	SDSU	ILST	SIU	YSU	MSU	UND	UNI
A. Bouman	DNP	DNP	DNP	--	DNP	--	3-(-4)-0	6-(-35)-1	--	4-(-26)-0	4-(-4)-1
C. Camp	6-(-9)-0	10-(-26)-0	6-59-1	13-42-0	9-(-19)-0	7-0-0	3-(-20)-0	DNP	DNP	DNP	DNP
S. Lawrence	<b>14-84-0</b>	6-28-0	10-56-0	5-40-0	13-39-0	<b>15-75-1</b>	<b>11-122-1</b>	7-16-0	5-20-1	7-22-0	<b>14-95-0</b>
M. Mansaray	3-14-0	--	DNP	DNP	DNP	DNP	DNP	DNP	DNP	DNP	DNP
C. Stenstrom	--	--	DNP	1-0-1	DNP	DNP	--	5-19-0	--	2-7-0	--
T. Theis	11-56-0	<b>20-88-1</b>	<b>24-90-1</b>	<b>10-63-1</b>	<b>13-73-0</b>	12-57-0	21-108-1	<b>12-56-1</b>	<b>24-74-0</b>	<b>14-95-0</b>	5-15-0

Receiving (Rec.-Yds.-TDs)

	KSU	MT	CPU	NDSU	SDSU	ILST	SIU	YSU	MSU	UND	UNI
C. Bell	2-18-0	--	--	2-22-0	2-13-0	1-6-0	3-37-0	3-45-0	3-54-1	<b>6-50-2</b>	1-0-0
W. Eliodor	--	<b>5-58-0</b>	2-66-1	<b>2-51-1</b>	--	1-(-4)-0	<b>4-58-1</b>	4-70-1	<b>6-97-1</b>	4-47-1	<b>2-39-0</b>
J. Galbreath	3-32-0	1-31-0	<b>6-87-0</b>	1-0-0	1-8-0	1-14-0	--	<b>3-71-0</b>	2-30-0	--	4-13-1
A. Goehring	3-19-0	--	DNP	DNP	--	DNP	--	--	--	DNP	DNP
A. Jacobs	1-6-0	DNP	DNP	DNP	DNP	DNP	DNP	DNP	DNP	--	DNP
S. Lawrence	1-6-0	--	3-56-1	1-3-0	--	--	1-2-0	1-16-0	1-17-0	1-2-0	5-33-0
M. Mansaray	--	1-6-0	DNP	DNP	DNP	DNP	DNP	DNP	DNP	DNP	DNP
J. Martens	<b>2-35-0</b>	--	2-79-1	1-9-0	1-6-0	--	3-12-0	1-15-0	1-13-0	DNP	--
J. Monroe	--	1-(-2)-0	--	DNP	--	--	--	--	--	--	--
J. Phelps	3-25-0	1-3-0	2-13-0	--	<b>1-17-0</b>	<b>4-89-0</b>	1-12-0	2-22-0	1-12-0	1-15-0	2-27-0
J. Remmert	DNP	DNP	--	DNP	DNP	DNP	--	1-6-0	--	--	--
P. Rickert	DNP	DNP	1-8-0	--	--	--	--	DNP	DNP	--	2-9-0
J. Sommerville	1-1-0	1-6-0	--	--	DNP	DNP	DNP	DNP	DNP	DNP	DNP
C. Stenstrom	--	--	DNP	--	DNP	DNP	--	--	--	--	2-7-0
T. Theis	2-(-2)-0	2-17-0	2-46-0	6-35-0	--	2-12-0	2-9-0	2-9-0	2-10-0	3-37-0	2-4-0
Z. Witte	DNP	--	--	--	--	--	DNP	--	1-2-0	DNP	--

Passing

	CARSON CAMP						AIDEN BOUMAN												
	Cmp.	Att.	Yds.	Int.	TD	Effic.	Cmp.	Att.	Yds.	Int.	TD	Effic.	Cmp.	Att.	Yds.	Int.	TD	Effic.	
at Kansas State	18	34	139	1	0	81.4													
at Montana	12	24	119	0	0	91.6													
Cal Poly	18	21	355	0	3	274.8													
North Dakota State	13	26	120	2	1	86.1													
at South Dakota State	5	12	44	2	0	39.1													
at Illinois State	9	16	117	0	0	117.68													
Southern Illinois	3	6	10	0	0	64.00	11	17	120	0	1	143.41							
at Youngstown State			DNP				17	30	254	0	1	138.79							
Missouri State			DNP				17	25	235	0	2	173.36							
at North Dakota			DNP				15	27	151	0	3	139.20							
UNI			DNP				20	33	132	1	1	98.15							

Special Teams Tackles (Solo-Assist-Total)

	KSU	MT	CPU	NDSU	SDSU	ILST	SIU	YSU	MSU	UND	UNI
C. Denker (4)	--	0-1-1	--	--	--	--	1-0-1	<b>1-0-1</b>	--	0-1-1	--
D. Godfrey (4)	--	0-1-1	--	--	1-0-1	0-1-1	--	--	--	--	0-1-1
C. Tisdale (3)	--	<b>1-1-2</b>	--	--	--	--	1-0-1	--	--	--	--
T. Thomas (3)	--	--	--	0-1-1	--	0-1-1	--	--	--	--	0-1-1
M. Walsh (2)	--	0-1-1	0-1-1	--	--	--	--	DNP	--	--	--
J. Manchigiah (2)	--	--	--	0-1-1	1-0-1	--	DNP	DNP	DNP	DNP	--
J. Stallworth (2)	--	--	1-0-1	--	DNP	--	1-0-1	--	--	DNP	DNP
D. Reaves (2)	DNP	DNP	DNP	DNP	DNP	DNP	DNP	DNP	<b>1-1-2</b>	0-1-1	--
S. Hillis (2)	--	1-0-1	--	--	--	--	--	--	--	--	1-0-1
E. Ogamba (2)	--	--	--	--	--	--	--	--	0-1-1	--	0-1-1
S. Barros (1)	--	--	1-0-1	--	--	--	--	--	DNP	DNP	DNP
N. Dickel (1)	--	--	0-1-1	--	--	--	--	--	DNP	DNP	DNP
G. Bryant III (1)	DNP	DNP	DNP	DNP	DNP	DNP	DNP	DNP	DNP	1-0-1	--
J. Hagy (1)	--	--	--	--	--	DNP	DNP	--	--	--	0-1-1

2022 Players' Game-by-Game Statistics

Defensive Tackles (Solo-Assist-Total)

	KSU	MT	CPU	NDSU	SDSU	ILST	SIU	YSU	MSU	UND	UNI
S. Hillis (115)	6-2-8	<b>8-6-14</b>	5-1-6	5-6-11	<b>5-6-11</b>	<b>4-6-10</b>	<b>6-4-10</b>	1-5-6	<b>6-6-12</b>	<b>4-9-13</b>	<b>7-7-14</b>
B. Mogensen (106)	<b>8-4-12</b>	1-4-5	1-5-6	<b>6-9-15</b>	2-4-6	<b>4-6-10</b>	2-7-9	2-7-9	<b>5-7-12</b>	3-9-12	2-8-10
D. Shorter (67)	3-2-5	5-3-8	4-3-7	6-4-10	0-3-3	2-2-4	6-1-7	<b>7-6-13</b>	3-2-5	1-4-5	DNP
J. Ganues (61)	2-6-8	DNP	4-1-5	3-3-6	3-1-4	3-3-6	4-4-8	4-3-7	3-1-4	4-3-7	3-3-6
M. Scott (56)	6-2-8	4-2-6	4-2-6	3-3-6	<b>4-7-11</b>	3-3-6	0-3-3	--	DNP	0-4-4	1-5-6
M. Harden (44)	5-0-5	7-1-8	<b>5-4-9</b>	6-3-9	2-2-4	4-5-9	DNP	DNP	DNP	DNP	DNP
D. McKinney (43)	3-2-5	5-2-7	DNP	DNP	2-0-2	3-1-4	<b>8-2-10</b>	2-0-2	3-1-4	4-3-7	2-0-2
T. Thomas (34)	1-0-1	1-5-6	3-1-2	0-1-1	--	1-4-5	1-0-1	2-5-7	1-3-4	4-1-5	0-1-1
N. Gaes (32)	1-2-3	0-1-1	1-0-1	2-2-4	2-3-5	2-4-6	0-3-3	DNP	DNP	DNP	4-5-9
C. Tisdale (30)	--	3-1-4	7-0-7	0-3-3	2-1-3	--	3-0-3	1-1-2	2-0-2	--	2-4-6
B. Holden (29)	--	0-3-3	0-1-1	1-4-5	0-4-4	1-1-2	<b>2-8-10</b>	1-2-2	1-1-2	--	--
T. Jackson (24)	DNP	DNP	DNP	DNP	DNP	DNP	DNP	3-1-4	6-4-10	1-4-5	3-2-5
B. Webb (23)	0-1-1	2-2-4	0-1-1	2-1-3	0-1-1	--	3-0-3	1-2-3	1-3-4	1-0-1	0-2-2
M. Roane (21)	1-1-2	0-1-1	0-1-1	1-3-4	1-0-1	0-1-1	1-3-4	0-1-1	--	2-3-5	0-1-1
J. Joanis (16)	--	--	2-1-3	--	0-2-2	--	3-2-5	1-0-1	DNP	0-1-1	1-3-4
J. Manchigiah (13)	--	1-4-5	--	0-1-1	3-2-5	--	DNP	DNP	DNP	DNP	1-1-2
E. Miller (12)	0-1-1	--	DNP	1-2-3	0-1-1	1-1-2	--	0-3-3	DNP	0-2-2	--
M. Simmons Jr. (12)	DNP	DNP	1-0-1	DNP	--	--	0-1-1	0-2-2	0-4-4	0-3-3	0-1-1
N. Dickel (11)	--	--	0-1-1	--	0-1-1	0-2-2	0-2-2	2-3-5	DNP	DNP	DNP
J. Stallworth (11)	--	--	1-0-1	--	DNP	1-0-1	1-0-1	1-4-5	1-2-3	DNP	DNP
S. Barros (10)	1-0-1	1-0-1	2-0-2	3-2-5	1-0-1	--	--	--	DNP	DNP	DNP
D. Caggiano (8)	0-1-1	--	--	2-1-3	DNP	--	--	--	0-1-1	0-1-1	1-1-2
C. Denker (5)	--	0-1-1	--	--	--	--	1-0-1	1-0-1	0-1-1	0-1-1	--
T. McKelvey (5)	DNP	--	DNP	--	--	--	2-0-2	0-1-1	1-0-1	--	1-0-1
D. Reaves (5)	DNP	DNP	DNP	DNP	DNP	DNP	DNP	DNP	1-1-2	0-1-1	1-1-2
M. Emery (4)	DNP	DNP	0-1-1	--	DNP	DNP	DNP	DNP	1-1-2	1-0-1	--
D. Godfrey (4)	--	0-1-1	--	--	1-0-1	0-1-1	--	--	--	--	0-1-1
M. Grace (3)	DNP	DNP	0-1-1	DNP	DNP	DNP	DNP	1-0-1	1-0-1	DNP	DNP
M. Walsh (2)	--	0-1-1	0-1-1	--	--	--	--	DNP	--	--	--
J. Crownover (2)	DNP	DNP	DNP	DNP	DNP	DNP	DNP	DNP	0-1-1	0-1-1	--
E. Ogamba (2)	--	--	--	--	--	--	--	--	0-1-1	--	0-1-1
J. Starling (1)	1-0-1	DNP	DNP	DNP	DNP	DNP	DNP	DNP	DNP	DNP	DNP
W. Dunn (1)	0-1-1	--	--	--	DNP	DNP	DNP	DNP	DNP	DNP	DNP
I. McDaniels (1)	--	--	--	--	--	--	--	0-1-1	--	--	--
G. Bryant III (1)	--	DNP	DNP	DNP	DNP	DNP	DNP	DNP	DNP	1-0-1	--
J. Hagy (1)	--	--	--	--	--	DNP	DNP	--	--	--	0-1-1

Tackles For Loss (TFL-Yards)

	KSU	MT	CPU	NDSU	SDSU	ILST	SIU	YSU	MSU	UND	UNI
M. Scott (8.0)	<b>3.0-9</b>	--	1.0-6	<b>2.0-3</b>	--	--	<b>1.0-3</b>	--	DNP	--	<b>1.0-1</b>
S. Hillis (8.0)	1.0-3	1.5-4	<b>2.0-13</b>	--	--	<b>2.0-2</b>	--	--	0.5-0	--	<b>1.0-3</b>
B. Holden (4.5)	--	0.5-0	0.5-3	--	--	0.5-1	<b>1.0-3</b>	<b>1.0-7</b>	1.0-9	--	--
M. Harden (4.0)	2.0-9	<b>2.0-3</b>	--	--	--	--	DNP	DNP	DNP	DNP	DNP
B. Webb (4.0)	--	1.0-4	0.5-3	--	--	--	<b>1.0-9</b>	--	<b>1.5-7</b>	--	--
D. McKinney (3.0)	--	0.5-1	DNP	DNP	<b>1.0-2</b>	1.0-1	0.5-0	--	--	--	--
N. Gaes (2.5)	--	--	1.0-4	--	--	1.5-7	--	DNP	DNP	DNP	--
D. Caggiano (2.5)	--	--	--	1.0-1	DNP	--	--	--	0.5-1	--	<b>1.0-3</b>
M. Simmons (2.0)	DNP	DNP	--	DNP	--	--	--	<b>1.0-2</b>	1.0-5	--	--
M. Roane (1.5)	1.0-4	0.5-1	--	--	--	--	--	--	--	--	--
B. Mogensen (1.5)	1.0-1	--	--	--	--	--	0.5-2	--	--	--	--
S. Barros (1.0)	1.0-5	--	--	--	--	--	--	--	DNP	--	DNP
D. Shorter (1.0)	--	--	--	1.0-4	--	--	--	--	--	--	DNP
T. Thomas (1.0)	--	--	--	--	--	1.0-1	--	--	--	--	--
J. Stallworth (1.0)	--	--	--	--	DNP	--	--	--	1.0-3	--	DNP
M. Emery (1.0)	DNP	DNP	--	--	DNP	DNP	DNP	DNP	1.0-6	DNP	--
J. Ganues (1.0)	--	DNP	--	--	--	--	--	--	--	<b>1.0-1</b>	--
N. Dickel (0.5)	--	--	--	--	--	--	--	0.5-1	DNP	DNP	DNP
E. Miller (0.5)	--	--	DNP	--	--	--	--	0.5-1	DNP	DNP	--
J. Crownover (0.5)	DNP	DNP	DNP	DNP	DNP	DNP	DNP	DNP	0.5-2	--	--

Sacks (Sacks-Yards)

	KSU	MT	CPU	NDSU	SDSU	ILST	SIU	YSU	MSU	UND	UNI
S. Hillis (4.0)	--	--	<b>1.0-9</b>	--	--	<b>2.0-2</b>	--	--	--	--	<b>1.0-3</b>
M. Scott (3.0)	<b>2.0-7</b>	--	<b>1.0-6</b>	--	--	--	--	--	DNP	--	--
B. Webb (3.0)	--	<b>1.0-4</b>	0.5-3	--	--	--	<b>1.0-9</b>	--	0.5-5	--	--
B. Holden (3.0)	--	0.5-0	0.5-3	--	--	--	--	<b>1.0-7</b>	<b>1.0-9</b>	--	--
M. Roane (1.5)	1.0-4	0.5-1	--	--	--	--	--	--	--	--	--
M. Harden (1.0)	1.0-8	--	--	--	--	--	DNP	DNP	DNP	DNP	DNP
N. Gaes (1.0)	--	--	--	--	--	1.0-7	--	DNP	DNP	DNP	--
M. Emery (1.0)	DNP	DNP	--	--	DNP	DNP	DNP	DNP	<b>1.0-6</b>	--	--
M. Simmons (1.0)	DNP	DNP	--	DNP	--	--	--	0.5-1	0.5-4	--	--
N. Dickel (0.5)	--	--	--	--	--	--	--	0.5-1	DNP	DNP	DNP

2022 Individual Statistics

RUSHING									
GP	Att	Gain	Loss	Net	Avg	TD	Long	Avg/G	
Theis, Travis	11	166	802	27	775	4.7	5	37	70.5
Lawrence, S.	11	107	616	19	597	5.6	3	52	54.3
Camp, Carson	7	54	224	197	27	0.5	1	75	3.9
Stenstrom, Cole	8	8	27	0	27	3.4	0	10	3.4
Mansaray, Mike	2	3	14	0	14	4.7	0	9	7.0
TEAM	11	7	0	20	-20	-2.9	0	0	-1.8
Bouman, Aidan	6	17	11	80	-69	-4.1	2	7	-11.5
Total.....	11	362	1694	343	1351	3.7	11	75	122.8
Opponents.....	11	433	2253	194	2059	4.8	20	75	187.2

PASSING									
G	Effc	Cmp-Att-Int	Pct	Yds	TD	Lng	Avg/G		
Camp, Carson	7	113.05	78-139-5	56.1	904	4	70	129.1	
Bouman, Aidan	6	135.85	80-132-1	60.6	892	8	55	148.7	
Total.....	11	124.16	158-271-6	58.3	1796	12	70	163.3	
Opponents.....	11	143.39	217-331-6	65.6	2424	20	62	220.4	

RECEIVING							
	G	No.	Yds	Avg	TD	Long	Avg/G
Eliodor, Wesley	11	30	482	16.1	6	46	43.8
Theis, Travis	11	25	177	7.1	0	40	16.1
Bell, Carter	11	23	245	10.7	3	23	22.3
Galbreath, JJ	11	22	286	13.0	1	55	26.0
Phelps, Javion	11	18	235	13.1	0	43	21.4
Lawrence, S.	11	14	135	9.6	1	46	12.3
Martens, Jack	10	11	169	15.4	1	70	16.9
Goehring, Austin	6	3	19	6.3	0	9	3.2
Rickert, Parker	7	3	17	5.7	0	8	2.4
Stenstrom, Cole	8	2	7	3.5	0	5	0.9
Sommerville, J.	4	2	7	3.5	0	6	1.8
Remmert, Jacob	6	1	6	6.0	0	6	1.0
Mansaray, Mike	2	1	6	6.0	0	6	3.0
Jacobs, Andrew	2	1	5	5.0	0	5	2.5
Witte, Zach	8	1	2	2.0	0	2	0.2
Monroe, Jamahd	10	1	-2	-2.0	0	0	-0.2
Total.....	11	158	1796	11.4	12	70	163.3
Opponents.....	11	217	2424	11.2	20	62	220.4

PUNT RETURNS					
	No.	Yds	Avg	TD	Long
Bell, Carter	8	115	14.4	0	45
Total.....	8	115	14.4	0	45
Opponents.....	12	71	5.9	1	17

INTERCEPTIONS					
	No.	Yds	Avg	TD	Long
Harden, Myles	3	0	0.0	0	0
Tisdale, Cameron	1	0	0.0	0	0
Manchigiah, J.	1	38	38.0	0	38
McKinney, DaRaun	1	0	0.0	0	0
Total.....	6	38	6.3	0	38
Opponents.....	6	13	2.2	0	13

KICK RETURNS					
	No.	Yds	Avg	TD	Long
Eliodor, Wesley	19	522	27.5	0	69
Martens, Jack	11	256	23.3	0	38
Hagy, Jack	1	3	3.0	0	3
Mansaray, Mike	1	7	7.0	0	7
Bell, Carter	1	14	14.0	0	14
Galbreath, JJ	1	3	3.0	0	3
Owens, Mackenson	1	2	2.0	0	2
Theis, Travis	0	19	0.0	0	19
Total.....	35	826	23.6	0	69
Opponents.....	13	266	20.5	0	33

FUMBLE RETURNS					
	No.	Yds	Avg	TD	Long
Mogensen, Brock	1	37	37.0	0	37
Ganues, Josiah	1	5	5.0	0	5
Harden, Myles	1	6	6.0	0	6
Total.....	3	48	16.0	0	37
Opponents.....	1	10	10.0	0	10

PUNTING									
	No.	Yds	Avg	Long	TB	FC	I20	50+	Blkd
Bickle, John	60	2542	42.4	61	4	30	22	12	0
TEAM	2	0	0.0	0	0	0	0	0	2
Total.....	62	2542	41.0	61	4	30	22	12	2
Opponents.....	44	1795	40.8	57	3	22	18	5	0

SCORING									
	TD	FGs	Kick	Rush	Rcv	Pass	DXP	Saf	Points
Ogamba, Eddie	0	7-11	20-23	0-0	0	0-0	0	0	41
Eliodor, Wesley	6	0-0	0-0	0-0	0	0-0	0	0	36
Theis, Travis	5	0-0	0-0	0-0	0	0-0	0	0	30
Lawrence, S.	4	0-0	0-0	0-0	0	0-0	0	0	24
Bell, Carter	3	0-0	0-0	0-0	0	0-0	0	0	18
Bouman, Aidan	2	0-0	0-0	0-0	0	0-0	0	0	12
Martens, Jack	1	0-0	0-0	0-0	0	0-0	0	0	6
Galbreath, JJ	1	0-0	0-0	0-0	0	0-0	0	0	6
Camp, Carson	1	0-0	0-0	0-0	0	0-0	0	0	6
Total.....	23	7-11	20-23	0-0	0	0-0	0	0	179
Opponents.....	41	12-15	37-40	0-1	0	0-0	0	1	321

TOTAL OFFENSE						
	G	Plays	Rush	Pass	Total	Avg/G
Camp, Carson	7	193	27	904	931	133.0
Bouman, Aidan	6	149	-69	892	823	137.2
Theis, Travis	11	166	775	0	775	70.5
Lawrence, S.	11	107	597	0	597	54.3
Stenstrom, Cole	8	8	27	0	27	3.4
Mansaray, Mike	2	3	14	0	14	7.0
TEAM	11	7	-20	0	-20	-1.8
Total.....	11	633	1351	1796	3147	286.1
Opponents.....	11	764	2059	2424	4483	407.5

FIELD GOALS									
	FGM-FGA	Pct	01-19	20-29	30-39	40-49	50-99	Lg	Blk
Ogamba, Eddie	7-11	63.6	1-1	2-2	1-2	3-5	0-1	46	1

KICKOFFS								
	No.	Yds	Avg	TB	OB	Retn	Net	YdLn
Ogamba, Eddie	41	2533	61.8	25	0			
Bickle, John	1	56	56.0	0	0			
Total.....	42	2589	61.6	25	0	266	40.4	24
Opponents.....	63	3568	56.6	16	4	826	37.2	27

ALL PURPOSE								
	G	Rush	Rec	PR	KOR	IR	Tot	Avg/G
Eliodor, Wesley	11	0	482	0	522	0	1004	91.3
Theis, Travis	11	775	177	0	19	0	971	88.3
Lawrence, S.	11	597	135	0	0	0	732	66.5
Martens, Jack	10	0	169	0	256	0	425	42.5
Bell, Carter	11	0	245	115	14	0	374	34.0
Galbreath, JJ	11	0	286	0	3	0	289	26.3
Phelps, Javion	11	0	235	0	0	0	235	21.4
Manchigiah, J.	7	0	0	0	0	38	38	5.4
Stenstrom, Cole	8	27	7	0	0	0	34	4.2
Mansaray, Mike	2	14	6	0	7	0	27	13.5
Camp, Carson	7	27	0	0	0	0	27	3.9
Goehring, Austin	6	0	19	0	0	0	19	3.2
Rickert, Parker	7	0	17	0	0	0	17	2.4
Sommerville, J.	4	0	7	0	0	0	7	1.8
Remmert, Jacob	6	0	6	0	0	0	6	1.0
Jacobs, Andrew	2	0	5	0	0	0	5	2.5
Hagy, Jack	9	0	0	0	3	0	3	0.3
Witte, Zach	8	0	2	0	0	0	2	0.2
Owens, Mackenson	3	0	0	0	2	0	2	0.7
Monroe, Jamahd	10	0	-2	0	0	0	-2	-0.2
TEAM	11	-20	0	0	0	0	-20	-1.8
Bouman, Aidan	6	-69	0	0	0	0	-69	-11.5
Total.....	11	1351	1796	115	826	38	4126	375.1
Opponents.....	11	2059	2424	71	266	13	4833	439.4

2022 Individual Defensive Statistics

DEFENSIVE LEADERS	GP-GS	Tackles				TFL/Yds	Sacks No-Yards	Pass Def			Fumbles		Blkd	
		Solo	Ast	Total				Int-Yds	BrUp	QBH	Rcv-Yds	FF	Kick	Saf
34 Hillis,Stephen	11-10	57	58	115	8.0-25	4.0-14	.	6	1	.	2	.	.	
49 Mogensen,Brock	11-11	36	70	106	1.5-3	.	.	.	7	1-37	.	.	.	
2 Shorter,Dennis	10-8	37	30	67	1.0-4	.	.	6	.	.	1	.	.	
6 Ganues,Josiah	10-10	33	28	61	1.0-1	.	.	1	.	1-5	.	.	.	
0 Scott,Michael	10-10	25	31	56	8.0-22	3.0-13	.	.	5	.	.	.	.	
1 Harden,Myles	6-6	29	15	44	4.0-12	1.0-8	3-0	6	.	1-6	4	.	.	
7 McKinney,DaRaun	9-7	32	11	43	3.0-4	.	1-0	4	.	.	.	.	.	
21 Thomas,Tre	11-8	12	22	34	1.0-1	.	.	2	.	1-0	.	.	.	
54 Gaes,Nick	8-7	12	20	32	2.5-11	1.0-7	.	1	1	.	1	.	.	
5 Tisdale,Cameron	11-5	20	10	30	.	.	1-0	2	.	.	1	.	.	
61 Holden,Blake	11-11	6	23	29	4.5-23	3.0-19	.	1	3	.	.	1	.	
12 Jackson,Tre	4-3	13	11	24	.	.	.	1	.	.	.	.	.	
91 Webb,Brendan	11-7	10	13	23	4.0-23	3.0-21	.	1	7	.	.	.	.	
92 Roane,Micah	11-5	6	15	21	1.5-5	1.5-5	.	.	5	.	.	.	.	
23 Joanis,Jonathan	10-1	7	9	16	.	.	.	.	.	.	.	.	.	
16 Manchigiah,J.	7-4	5	8	13	.	.	1-38	3	.	1-0	.	.	.	
94 Simmons Jr.,Mar	8-2	1	11	12	2.0-7	1.0-5	.	.	3	.	.	.	.	
55 Miller,Earl	9-2	2	10	12	0.5-1	.	.	.	.	.	.	.	.	
48 Stallworth,J.	8-1	5	6	11	1.0-3	.	.	.	1	.	.	.	.	
8 Dickel,Nyle	8-0	2	9	11	0.5-1	0.5-1	.	.	.	.	.	.	.	
17 Barros,Shahid	8-1	8	2	10	1.0-5	.	.	4	.	.	.	.	.	
51 Caggiano,D.	10-1	3	5	8	2.5-5	.	.	.	1	.	.	.	.	
3 McKelvey,Teven	9-0	4	1	5	.	.	.	1	1	.	.	.	.	
20 Denker,Clayton	11-0	2	3	5	.	.	.	.	.	1-0	.	.	.	
14 Reaves,Dominic	3-0	2	3	5	.	.	.	.	.	.	.	.	.	
46 Godfrey,Dalton	11-0	1	3	4	.	.	.	.	.	.	.	.	.	
97 Emery,Miles	5-0	2	2	4	1.0-6	1.0-6	.	.	.	.	.	.	.	
90 Grace,Mi'Quise	3-0	2	1	3	.	.	.	.	1	.	.	.	.	
47 Crownover,Josh	3-0	.	2	2	0.5-2	.	.	.	.	.	.	.	.	
13 Walsh,Matt	10-0	.	2	2	.	.	.	.	.	1-0	.	.	.	
10 Ogamba,Eddie	11-0	.	2	2	.	.	.	.	.	.	.	.	.	
22 McDaniels,I.	11-0	.	1	1	.	.	.	.	.	.	.	.	.	
24 Bryant,Gary	3-0	1	.	1	.	.	.	.	.	.	.	.	.	
96 Hagy,Jack	9-0	.	1	1	.	.	.	.	.	.	.	.	.	
14 Bell,Carter	11-6	1	.	1	.	.	.	.	.	.	.	.	.	
27 Starling,Jakari	1-1	1	.	1	.	.	.	.	.	.	.	.	.	
93 Dunn,Will	4-0	.	1	1	.	.	.	.	.	.	.	.	.	
70 Jensen,Alex	10-10	1	.	1	.	.	.	.	.	.	.	.	.	
4 Holman,Jailen	2-0	1	.	1	.	.	.	.	.	.	.	.	.	
56 Henderson,Bryce	9-8	1	.	1	.	.	.	.	.	.	.	.	.	
<b>Total</b>	<b>11</b>	<b>380</b>	<b>439</b>	<b>819</b>	<b>49-164</b>	<b>19-99</b>	<b>6-38</b>	<b>39</b>	<b>36</b>	<b>7-48</b>	<b>9</b>	<b>1</b>	<b>.</b>	
<b>Opponents</b>	<b>11</b>	<b>366</b>	<b>280</b>	<b>646</b>	<b>69-328</b>	<b>34-239</b>	<b>6-13</b>	<b>26</b>	<b>25</b>	<b>7-10</b>	<b>10</b>	<b>3</b>	<b>1</b>	

2022 Individual Special Teams Statistics

Punting

JOHN BICKLE

	Att.	Yds.	Avg.	I20	Net
at Kansas State	6	274	45.7	1	45.7
at Montana	10	385	38.5	2	38.6
Cal Poly	5	193	38.6	4	38.2
North Dakota State	5	214	42.8	3	42.8
at South Dakota State	6	279	46.5	1	42.2
at Illinois State	7	321	45.9	3	42.4
Southern Illinois	4	186	46.5	2	41.5
at Youngstown State	5	192	38.4	3	38.4
Missouri State	5	206	41.2	2	37.2
at North Dakota	1	36	36.0	0	36.0
UNI	6	256	42.7	1	40.8

Field Goals

EDDIE OGAMBA

	Made	Missed
at Kansas State	--	--
at Montana	--	38
Cal Poly	21	46
North Dakota State	18	--
at South Dakota State	37	(blk) 50
at Illinois State	40	43
Southern Illinois	46, 44	--
at Youngstown State	28	--
Missouri State	--	--
at North Dakota	--	--
UNI	--	--

Punt Returns

CARTER BELL

	Att.	Yds.	Avg.	TD
at Kansas State	1	2	2.0	0
at Montana	1	2	2.0	0
Cal Poly	1	45	45.0	0
North Dakota State	--	--	--	--
at South Dakota State	--	--	--	--
at Illinois State	1	5	5.0	0
Southern Illinois	--	--	--	--
at Youngstown State	2	44	22.0	0
Missouri State	2	17	8.5	0
at North Dakota	--	--	--	--
UNI	--	--	--	--

Kickoff Returns

WESLEY ELIODOR

	Att.	Yds.	Avg.	TD
at Kansas State	1	35	35.0	0
at Montana	--	--	--	--
Cal Poly	2	36	18.0	0
North Dakota State	4	98	24.5	0
at South Dakota State	2	84	42.0	0
at Illinois State	2	41	20.5	0
Southern Illinois	--	--	--	--
at Youngstown State	3	76	25.3	0
Missouri State	2	69	34.5	0
at North Dakota	1	17	17.0	0
UNI	2	66	33.0	0

CARTER BELL

	Att.	Yds.	Avg.	TD
at Kansas State	--	--	--	--
at Montana	1	14	14.0	0
Cal Poly	--	--	--	--
North Dakota State	--	--	--	--
at South Dakota State	--	--	--	--
at Illinois State	--	--	--	--
Southern Illinois	--	--	--	--
at Youngstown State	--	--	--	--
Missouri State	--	--	--	--
at North Dakota	--	--	--	--
UNI	--	--	--	--

MIKE MANSARAY

	Att.	Yds.	Avg.	TD
at Kansas State	--	--	--	--
at Montana	1	7	7.0	0
Cal Poly	--	--	--	DNP
North Dakota State	--	--	--	DNP
at South Dakota State	--	--	--	DNP
at Illinois State	--	--	--	DNP
Southern Illinois	--	--	--	DNP
at Youngstown State	--	--	--	DNP
Missouri State	--	--	--	DNP
at North Dakota	--	--	--	DNP
UNI	--	--	--	DNP

JACK MARTENS

	Att.	Yds.	Avg.	TD
at Kansas State	--	--	--	--
at Montana	--	--	--	--
Cal Poly	1	25	25.0	0
North Dakota State	1	23	23.0	0
at South Dakota State	1	21	21.0	0
at Illinois State	--	--	--	--
Southern Illinois	3	74	24.7	0
at Youngstown State	--	--	--	--
Missouri State	--	--	--	--
at North Dakota	--	DNP	--	--
UNI	5	113	22.6	0

**Drives & Analysis**

SCORING DRIVE ANALYSIS					GAME-OPENING DRIVES			2ND HALF-OPENING DRIVES		
Yards (minus)	USD		OPP		Game	South Dakota PI-Yds-Time-Pts	Opponents PI-Yds-Time-Pts	Game	South Dakota PI-Yds-Time-Pts	Opponents PI-Yds-Time-Pts
	TD	FG	TD	FG						
0-9	1		1		at KSU	3-9-1:54-0	1-75-0:10-7	at KSU	3-(-1)-1:22-0	11-63-4:55-7
10-19					at MT	6-28-4:00-0	6-75-2:49-6	at MT	3-7-1:15-0	12-46-5:44-3
20-29	1		3		vs. CP	3-76-1:21-7	5-55-1:58-0	vs. CP	4-(-6)-2:26-0	3-3-0:42-0
30-39	1		2	2	vs. NDSU	6-33-2:40-0	10-66-6:06-0	vs. NDSU	5-18-1:55-0	9-75-4:38-7
40-49		3	2	4	at SDSU	8-50-3:42-3	3-9-1:35-0	at SDSU	4-18-2:46-0	8-70-4:40-7
50-59	4	1	1		at ILST	3-9-2:17-0	13-61-7:04-3	at ILST	10-63-6:52-3	4-25-1:51-0
60-69	7	2	10	4	vs. SIU	3-8-1:23-0	13-75-5:44-7	vs. SIU	9-78-4:10-7	9-72-3:22-3
70-79	5	1	15	2	at YSU	3-1-1:18-0	7-39-3:29-7	at YSU	10-51-5:13-7	3-6-1:00-0
80-89	3		4		vs. MSU	4-6-2:05-0	11-42-6:40-3	vs. MSU	5-16-2:40-0	9-32-4:54-0
90-99	1		2		at UND	9-65-5:14-6	14-79-8:21-7	at UND	6-4-3:15-0	10-75-6:00-7
					vs. UNI	3-2-1:48-0	7-95-2:53-7	vs. UNI	4-1-1:17-0	9-66-4:14-7

**RED ZONE**

	Times Inside 20	Drive Ended By-----						Total Points	TD Pct.	Scoring Pct.	
		TD	FG	MFG	Punts	Downs	TO				Clock
South Dakota	23	14	4	1		2	1	1	108	.609	.783
Opponents	46	29	10	2		1	3	1	230	.630	.848

**KICKOFF ANALYSIS**

	No.	IntoEZ	Total				OB	OnS	FC	SQB
			Returns	TB	In 10	In 20				
Eddie Ogamba	41	33	12	25	40	40		4	1	
John Bickle	1		1						1	

**PUNTING ANALYSIS**

	No.	Yards	Avg.	No.	Ret.	Avg.	Long	Pct. Not	Net	In20	In10	50+	TB	FC
				Ret.	Yds.	Ret.	Ret.	Returned	Avg.					
John Bickle	60	2542	42.4	12	71	5.9	17	.800	39.8	22	8	12	4	30

**TURNOVERS**

	Fum.	Int.	Total	Pts. Off	Margin	TOs By Quarter-----				OT
						1	2	3	4	
South Dakota	7	6	13	34	+0	3	8		2	
Opponents	7	6	13	65	+0	3	5	1	4	

2022 Game Summaries

**Game 1**  
**Kansas State 34, South Dakota 0**  
**Sept. 3 (Manhattan, Kan. / Snyder Stadium / 50,469)**

MANHATTAN, Kan. – Kansas State scored 20 first quarter points on its way to a 34-0 season-opening, college football win over South Dakota in front of a sellout crowd of 50,469 at Bill Snyder Family Stadium.

The Wildcats rushed for 297 yards in the contest while their defense limited the Coyotes to 270 total yards from scrimmage.

Kansas State scored on the game's first offensive snap as receiver Malik Knowles took a direct handoff 75 yards around the left end to paydirt.

The teams traded punts before the Wildcats capitalized on special teams with a blocked punt that was scooped and returned 17 yards for a touchdown by Desmond Purnell.

KSU all-American running back Deuce Vaughn, who carried 18 times for 126 yards in the game, added a third Wildcat touchdown in the first quarter with a 39-yard run.

South Dakota's defense got stronger as the game went on, limiting Kansas State to only 14 points over the final three quarters.

Michael Scott, a senior linebacker and transfer from Akron, had two sacks and a tackle-for-loss amongst his eight tackles while junior Brock Mogensen led the way with 12 tackles including eight solo stops.

The Coyotes posted nine tackles-for-loss in the contest, including four sacks, as Myles Harden and Micah Roane also had sacks.

SCORE BY PERIODS	1	2	3	4	F
South Dakota (0-1)	0	0	0	0	0
Kansas State (0-1)	20	7	7	0	34

**SCORING SUMMARY**

Q	Time	Play	V-H
1	14:50	KSU: Knowles 75-yd run 1 play, 75 yards, 0:10	0-7
	8:14	KSU: Purnell 17-yd blocked punt return	0-14
	0:49	KSU: Vaughn 39-yd run 5 plays, 63 yards, 1:28	0-20
2	5:49	KSU: Martinez 6-yd run 8 plays, 78 yards, 3:28	0-27
3	8:43	KSU: Giddens 12-yd run 11 plays, 63 yards, 4:55	0-34

**INDIVIDUAL LEADERS**

Rushing (Att.-Yds.-TD): SD: Lawrence (14-84-0), Theis (11-56-0), Mansaray (3-14-0); KSU: Vaughn (18-126-1), Knowles (1-75-1), Giddens (6-57-1), Martinez (13-39-1)

Passing: (C-A-TD-I-Yds): SD: Camp (18-34-0-1-139)  
 KSU: Martinez (11-15-0-0-53), Rubley (4-4-0-0-42)

Receiving: (Rec.-Yds.-TD): SD: Martens (2-35-0), Galbreath (3-32-0), Phelps (3-25-0), Goehring (3-19-0); KSU: Swanson (2-23-0), Garcia (1-17-0), Knowles (3-14-0)

**TEAM STATISTICS**

	USD	KSU
<b>FIRST DOWNS</b>	<b>13</b>	<b>19</b>
Rushing	6	15
Passing	7	3
Penalty	0	1
<b>NET YARDS RUSHING</b>	<b>131</b>	<b>297</b>
Rushing Attempts	35	45
Average Per Rush	3.7	6.6
Yards Gained Rushing	179	329
Yards Lost Rushing	48	32
<b>NET YARDS PASSING</b>	<b>139</b>	<b>95</b>
Completions-Attempts-Int	18-34-1	15-19-0
Average Per Attempt	4.1	5.0
Average Per Completion	7.7	6.3
<b>TOTAL OFFENSE YARDS</b>	<b>270</b>	<b>392</b>
Total offensive plays	69	64
Average gain per play	3.9	6.1
Fumbles: Number-Lost	3-0	1-0
Penalties: Number-Yards	3-0	1-0
<b>PUNTS-YARDS</b>	<b>7-274</b>	<b>5-202</b>
Average Yards Per Punt	39.1	40.4
Net Yards Per Punt	35.0	40.0
Inside 20	1	1
50+ Yards	2	0
Touchbacks	0	0
Fair Catch	3	3
<b>KICKOFFS-YARDS</b>	<b>1-65</b>	<b>6-359</b>
Average Yards Per Kickoff	65.0	59.8
Net Yards Per Kickoff	40.0	37.3
Touchbacks	1	4
Punt returns: Number-Yards-TD	1-2-0	1-29-1
Average per return	2.0	29.0
Kickoff returns: Number-Yards-TD	1-35-0	0-0-0
Average per return	35.0	0.0
Interceptions: Number-Yards-TD	0-0-0	1-0-0
Fumble Returns: Number-Yards-TD	0-0-0	0-0-0
Miscellaneous Yards	0	0
<b>POSSESSION TIME</b>	<b>27:41</b>	<b>32:19</b>
1st Quarter	5:42	9:18
2nd Quarter	7:02	7:58
3rd Quarter	7:48	7:12
4th Quarter	7:09	7:51
Third-Down Conversions	5 of 17	5 of 13
Fourth-Down Conversions	0 of 4	1 of 2
Red-Zone Scores-Chances	0-1	2-3
Touchdowns	0-1	2-3
Field Goals	0-1	0-3
Sacks By: Number-Yards	4-19	4-23
PAT Kicks	0-0	4-5
Field Goals	0-0	0-1
Points off turnovers	0	6

2022 Game Summaries

**Game 2**  
**No. 2 Montana 24, South Dakota 7**  
**Sept. 10 (Missoula, Mont. / Grizzly Stadium / 24,204)**

MISSOULA, Mont.—Montana quarterback Lucas Johnson passed for 195 yards, ran for 75 and accounted for three touchdowns in leading the No. 2/3 Grizzlies to a 24-7 win against South Dakota Saturday at Washington-Grizzly Stadium.

Johnson led touchdown drives on two of Montana's first three possession to stake the home team to a 13-0 lead. That proved plenty for a Griz defense that kept South Dakota out of the end zone until midway through the fourth quarter. Montana held South Dakota to 90 yards rushing, 119 passing and applied consistent pressure to signal caller Carson Camp.

South Dakota, to its credit, settled down defensively after the early strikes and made plenty of plays to try to jump start its offense. Cornerback Myles Harden recovered a fumble inside the red zone to keep points off the board in the second quarter. He also intercepted Johnson early in the fourth. The Coyotes got 14 tackles from Stephen Hillis who stuffed Johnson on a 4th-and-1 run near midfield with 7:18 to go.

It was that third turnover that sprung the offense. Held to one first down in the second half to that point, tight end JJ Galbreath leaped and made a terrific catch on a Camp pass that went for 31 yards on the first play of the ensuing drive. Running back Travis Theis' 25-yard, tackle-breaking touchdown run up the middle followed and the Coyotes were on the board.

South Dakota forced a three-and-out and USD started again from its 37 with five minutes to go. The Coyotes drove to Montana's 41, but a false start turned a 4th-and-2 into a 4th-and-7 and Montana's defense held. The final points of the game came when Camp was sacked in the end zone for a safety with less than a minute to play.

South Dakota racked up 88 yards in penalties and totaled 12 first downs. Theis ran 20 times for a game-high 88 yards and Shomari Lawrence carried six times for 28. Camp completed 12-of-24 passes. He connected five times for 58 yards with Wesley Eliodor in the first half, but Eliodor was injured late in the half and didn't return. Carter Bell was targeted six times but couldn't connect with Camp on a reception.

Montana, the preseason favorite to win the Big Sky, totaled 362 yards of offense. More than 200 of that came on its first four drives. The Griz also punched first in the second half, getting a 28-yard field goal from Nico Ramos and then a 12-yard touchdown grab from Junior Bergen to extend a 13-0 halftime lead to 22-0.

SCORE BY PERIODS	1	2	3	4	F
South Dakota (0-2)	0	0	0	7	7
Montana (2-0)	13	0	9	2	24

**SCORING SUMMARY**

Q	Time	Play	V-H
1	12:11	MT: Johnson 4-yd run	V-H
		6 plays, 75 yards, 2:49	0-6
	3:08	MT: Johnson 24-yd run	
		6 plays, 60 yards, 2:30	0-13
3	8:01	MT: Ramos 28-yd FG	
		12 plays, 46 yards, 5:44	0-16
	4:37	MT: Bergen 12-yd pass from Johnson	
		5 plays, 62 yards, 2:05	0-22
4	6:27	SD: Theis 25-yd run	
		2 plays, 51 yards, 0:51	7-22
	0:51	MT: Team safety	7-24

**INDIVIDUAL LEADERS**

Rushing (Att.-Yds.-TD): SD: Theis (20-88-1), Lawrence (6-28-0); MT: Johnson (13-75-2), Harris (10-49-0), Knight (7-37-0)

Passing: (C-A-TD-I-Yds): SD: Camp (12-24-0-0-119); MT: Grossman (2-61-0), White (2-38-0), Bergen (6-35-1)

Receiving: (Rec.-Yds.-TD): SD: Eliodor (5-58-0), Galbreath (1-31-0), Theis (2-17-0); MT: Grossman (2-61-0), White (2-38-0), Bergen (6-35-1)

**TEAM STATISTICS**

	USD	MT
<b>FIRST DOWNS</b>	<b>12</b>	<b>18</b>
Rushing	6	11
Passing	5	5
Penalty	1	2
<b>NET YARDS RUSHING</b>	<b>90</b>	<b>167</b>
Rushing Attempts	36	39
Average Per Rush	2.5	4.3
Yards Gained Rushing	135	198
Yards Lost Rushing	45	31
<b>NET YARDS PASSING</b>	<b>119</b>	<b>195</b>
Completions-Attempts-Int	12-24-0	23-29-1
Average Per Attempt	5.0	6.7
Average Per Completion	9.9	8.5
<b>TOTAL OFFENSE YARDS</b>	<b>209</b>	<b>362</b>
Total offensive plays	60	68
Average gain per play	3.5	5.3
Fumbles: Number-Lost	1-0	2-1
Penalties: Number-Yards	11-88	5-50
<b>PUNTS-YARDS</b>	<b>10-385</b>	<b>6-253</b>
Average Yards Per Punt	38.5	42.2
Net Yards Per Punt	38.6	41.8
Inside 20	2	4
50+ Yards	0	2
Touchbacks	0	0
Fair Catch	3	4
<b>KICKOFFS-YARDS</b>	<b>3-186</b>	<b>5-299</b>
Average Yards Per Kickoff	62.0	59.8
Net Yards Per Kickoff	37.3	40.6
Touchbacks	2	3
Punt returns: Number-Yards-TD	1-2-0	3-(-1)-0
Average per return	2.0	-0.3
Kickoff returns: Number-Yards-TD	2-21-0	1-24-0
Average per return	10.5	24.0
Interceptions: Number-Yards-TD	1-0-0	0-0-0
Fumble Returns: Number-Yards-TD	1-6-0	0-0-0
Miscellaneous Yards	0	0
<b>POSSESSION TIME</b>	<b>27:53</b>	<b>32:07</b>
1st Quarter	8:14	6:46
2nd Quarter	6:23	8:37
3rd Quarter	5:43	9:17
4th Quarter	7:33	7:27
Third-Down Conversions	3 of 15	5 of 14
Fourth-Down Conversions	0 of 1	1 of 2
Red-Zone Scores-Chances	0-0	3-4
Sacks By: Number-Yards	2-5	5-40
PAT Kicks	1-1	1-2
Field Goals	0-1	1-1
Points off turnovers	0	0

2022 Game Summaries

**Game 3**  
**South Dakota 38, Cal Poly 21**  
**Sept. 17 (Vermillion, S.D. / DakotaDome / 6,812)**

VERMILLION, S.D.—South Dakota reached the end zone on its first three possessions and saw quarterback Carson Camp pass for a career-high 355 yards in topping Cal Poly 38-21 in its home opener inside the DakotaDome.

It was the second win for the Coyotes over the Mustangs in as many seasons. All of the scoring came in the first and fourth quarters. South Dakota led 21-7 after one and 28-7 after a 70-yard touchdown toss from Camp to Jack Martens early in the fourth quarter. The Coyotes improved to 18-2 in their last 20 home openers.

Big plays were a theme throughout as both teams racked up more than 550 yards of offense. The shortest touchdown play was a 19-yard run by Coyote back Travis Theis that extended the lead to 35-14 with 7:04 left. Theis carried nine times for 71 yards in the fourth quarter alone to ice it and led South Dakota with a season-best 90 yards.

Camp scrambled, broke through the secondary and scurried 75 yards to pay dirt on the third play of the game. It was an unexpected treat for the home crowd, but it was just the play the Coyotes needed to boost their offense.

Cal Poly tried to answer, but receiver Zedakia Centers was stripped of the football at the end of a 35-yard completion by Jailen Holman and Coyote safety Josh Manchigiah pounced on it for the first of two turnovers caused by the USD defense.

Running back Shomari Lawrence accounted for all 67 yards on a three-play drive that put South Dakota ahead 21-7 less than 10 minutes into the game. Camp completed 10-of-11 passes in the first half for 210 yards. He finished 18-of-21 and eclipsed 300 yards passing for the first time since the spring season of 2021.

SCORE BY PERIODS	1	2	3	4	F
Cal Poly (1-2)	7	0	0	14	21
South Dakota (1-2)	21	0	0	17	38

**SCORING SUMMARY**

Q	Time	Play	V-H
1	13:33	SD: Camp 75-yd run 3 plays, 76 yards, 1:21	0-7
	8:55	SD: Eliodor 40-yd pass from Camp 5 plays, 80 yards, 2:40	0-14
	6:16	CP: Booher 35-yd pass from Brasch 8 plays, 75 yards, 2:39	7-14
	5:06	SD: Lawrence 46-yd pass from Camp 3 plays, 67 yards, 1:04	7-21
4	14:09	SD: Martens 70-yd pass from Camp 3 plays, 80 yards, 1:21	7-28
	11:58	CP: Centers 53-yd pass from Brasch 6 plays, 80 yards, 2:05	14-28
	7:04	SD: Theis 19-yd run 10 plays, 82 yards, 4:48	14-35
	6:21	CP: Coleman 26-yd pass from Brasch 3 plays, 75 yards, 0:43	21-35
	3:22	SD: Ogamba 21-yd FG 5 plays, 41 yards, 2:55	21-38

**INDIVIDUAL LEADERS**

Rushing (Att.-Yds.-TD): SD: Theis (24-90-1), Camp (6-59-1), Lawrence (10-56-0); CP: Harper (11-106-0), Garwood (5-15-0)

Passing (C-A-TD-I-Yds): SD: Camp (18-21-3-0-355); CP: Brasch (24-42-3-1-362), Jones (3-5-0-0-59)

Receiving (Rec.-Yds.-TD): SD: Galbreath (6-87-0), Martens (2-79-1), Eliodor (2-66-1), Lawrence (3-56-1); CP: Coleman (7-107-1), Centers (4-107-1), Cuevas (4-64-0), Booher (3-48-1)

**TEAM STATISTICS**

	CP	USD
<b>FIRST DOWNS</b>	<b>26</b>	<b>20</b>
Rushing	8	6
Passing	17	14
Penalty	1	0
<b>NET YARDS RUSHING</b>	<b>138</b>	<b>205</b>
Rushing Attempts	26	40
Average Per Rush	5.3	5.1
Yards Gained Rushing	167	242
Yards Lost Rushing	29	37
<b>NET YARDS PASSING</b>	<b>421</b>	<b>355</b>
Completions-Attempts-Int	27-47-1	18-21-0
Average Per Attempt	9.0	16.9
Average Per Completion	15.6	19.7
<b>TOTAL OFFENSE YARDS</b>	<b>559</b>	<b>560</b>
Total offensive plays	73	61
Average gain per play	7.7	9.2
Fumbles: Number-Lost	3-1	2-0
Penalties: Number-Yards	2-10	3-45
<b>PUNTS-YARDS</b>	<b>4-153</b>	<b>5-193</b>
Average Yards Per Punt	38.2	38.6
Net Yards Per Punt	22.0	38.2
Inside 20	0	4
50+ Yards	0	1
Touchbacks	1	0
Fair Catch	1	2
<b>KICKOFFS-YARDS</b>	<b>4-194</b>	<b>7-450</b>
Average Yards Per Kickoff	48.5	64.3
Net Yards Per Kickoff	32.5	44.0
Touchbacks	0	4
Punt returns: Number-Yards-TD	0-2-0	1-45-0
Average per return	0.0	45.0
Kickoff returns: Number-Yards-TD	3-42-0	4-64-0
Average per return	14.0	16.0
Interceptions: Number-Yards-TD	0-0-0	1-0-0
Fumble Returns: Number-Yards-TD	0-0-0	0-0-0
Miscellaneous Yards	0	0
<b>POSSESSION TIME</b>	<b>27:59</b>	<b>32:01</b>
1st Quarter	7:40	7:20
2nd Quarter	7:07	7:53
3rd Quarter	6:56	8:04
4th Quarter	6:16	8:44
Third-Down Conversions	8 of 17	7 of 14
Fourth-Down Conversions	0 of 1	0 of 0
Red-Zone Scores-Chances	0-2	2-3
Touchdowns	0-2	1-3
Field Goals	0-2	1-3
Sacks By: Number-Yards	4-29	3-21
PAT Kicks	3-3	5-5
Field Goals	0-1	1-2
Points off turnovers	0	7

2022 Game Summaries

**Game 4**  
**No. 1 North Dakota State 34, South Dakota 17**  
**Sept. 24 (Vermillion, S.D. / DakotaDome / 6,530)**

VERMILLION, S.D.—South Dakota led top-ranked North Dakota State 17-10 at halftime, but the Bison used a dominant second half to earn a 34-17 win inside the DakotaDome in the conference opener for both teams.

North Dakota State ran the ball 61 times for 356 yards and four touchdowns. South Dakota ran 55 plays total for 265 yards. The result was a lopsided time of possession that was 40 minutes to 20 minutes in favor of the Bison.

South Dakota had 11 possessions in the final three quarters of the game. Neither reached two minutes in length. Half of the Coyotes' four turnovers came on the first play of a drive.

That's not to say it was all for naught. It was two quick strikes by South Dakota in the final minutes of the first half that put the Coyotes in the lead. Quarterback Carson Camp and running back Travis Theis accounted for all 50 yards on a drive Theis capped with a 2-yard touchdown plunge that tied the game at 10-10 with 58 seconds left in the second quarter. Linebacker Brock Mogensen forced a fumble on the first play of the Bison's next possession and Camp hit receiver Wesley Eliodor in stride for a 28-yard touchdown that gave USD its second lead of the game.

The second half belonged to running back Hunter Luepke and the NDSU offensive line. Luepke ran 15 times for 118 yards and two touchdowns in the second half. He carried 20 times for 146 yards in all. Kobe Johnson had 68 yards and a score on 14 totes. Dominic Gonnello added 48 yards on the ground.

Defensively, Mogensen had a game-high 12 tackles and Stephen Hillis fought back from an injury sustained last week to net 10. Cornerback Myles Harden, who had accounted for all four of the Coyotes' turnovers through three games, forced two more Saturday. He intercepted Miller in the end zone to stop the Bison's first possession of the game. He forced a fumble near midfield halfway through the second quarter that helped flip field position that paid off later as the half progressed. Harden also totaled eight tackles.

SCORE BY PERIODS	1	2	3	4	F
North Dakota State (3-1, 1-0)	0	10	14	10	34
South Dakota (1-3, 0-1)	3	14	0	0	17

**SCORING SUMMARY**

Q	Time	Play	V-H
1	0:30	SD: Ogamba 18-yd FG 12 plays, 79 yards, 5:37	0-3
2	10:16	NDSU: Crosa 26-yd FG 11 plays, 67 yards, 5:14	3-3
	7:31	NDSU: Johnson 2-yd run 6 plays, 35 yards, 2:39	10-3
	0:58	SD: Theis 2-yd run 7 plays, 50 yards, 1:25	10-10
	0:44	SD: Eliodor 28-yd pass from Camp 1 play, 28 yards, 0:06	10-17
3	10:28	NDSU: Miller 13-yd run 9 plays, 75 yards, 4:32	17-17
	5:22	NDSU: Luepke 2-yd run 9 plays, 84 yards, 3:05	24-17
4	8:27	NDSU: Crosa 25-yd FG 15 plays, 71 yards, 7:12	27-17
	3:34	NDSU: Luepke 3-yd run 7 plays, 53 yards, 4:11	34-17

**INDIVIDUAL LEADERS**

Rushing (Att.-Yds.-TD): SD: Theis (10-63-1), Camp (13-42-0), Lawrence (5-40-0); NDSU: Luepke (20-150-2), Johnson (14-64-1), Gonnella (8-48-0)

Passing: (C-A-TD-I-Yds): SD: Camp (13-26-1-2-120); NDSU: Miller (10-19-0-1-120)

Receiving: (Rec.-Yds.-TD): SD: Eliodor (2-51-1), Theis (6-35-0), Bell (2-22-0); NDSU: Mathis (3-39-0), Stoffel (2-28-0), Henderson (1-23-0)

**TEAM STATISTICS**

	NDSU	USD
<b>FIRST DOWNS</b>	<b>27</b>	<b>17</b>
Rushing	18	9
Passing	9	5
Penalty	0	3
<b>NET YARDS RUSHING</b>	<b>356</b>	<b>146</b>
Rushing Attempts	61	29
Average Per Rush	5.8	5.0
Yards Gained Rushing	368	188
Yards Lost Rushing	12	42
<b>NET YARDS PASSING</b>	<b>120</b>	<b>120</b>
Completions-Attempts-Int	10-19-1	13-26-2
Average Per Attempt	6.3	4.6
Average Per Completion	12.0	9.2
<b>TOTAL OFFENSE YARDS</b>	<b>476</b>	<b>266</b>
Total offensive plays	80	55
Average gain per play	5.9	4.8
Fumbles: Number-Lost	2-2	3-2
Penalties: Number-Yards	5-64	1-5
<b>PUNTS-YARDS</b>	<b>3-127</b>	<b>5-214</b>
Average Yards Per Punt	42.3	42.8
Net Yards Per Punt	35.7	42.8
Inside 20	1	3
50+ Yards	1	1
Touchbacks	1	0
Fair Catch	0	3
<b>KICKOFFS-YARDS</b>	<b>7-414</b>	<b>4-260</b>
Average Yards Per Kickoff	59.1	65.0
Net Yards Per Kickoff	38.3	40.0
Touchbacks	1	4
Punt returns: Number-Yards-TD	1-0-0	0-0-0
Average per return	0.0	0.0
Kickoff returns: Number-Yards-TD	0-0-0	5-121-0
Average per return	0.0	24.2
Interceptions: Number-Yards-TD	2-0-0	1-0-0
Fumble Returns: Number-Yards-TD	1-10-0	1-5-0
Miscellaneous Yards	0	0
<b>POSSESSION TIME</b>	<b>39:49</b>	<b>20:11</b>
1st Quarter	6:36	8:24
2nd Quarter	10:47	4:13
3rd Quarter	9:51	5:09
4th Quarter	12:35	2:25
Third-Down Conversions	8 of 14	1 of 10
Fourth-Down Conversions	0 of 0	0 of 1
Red-Zone Scores-Chances	6-7	2-2
Sacks By: Number-Yards	2-21	0-0
PAT Kicks	4-4	2-2
Field Goals	2-2	1-1
Points off turnovers	14	10

2022 Game Summaries

**Game 5**  
**No. 3 South Dakota State 28, South Dakota 3**  
**Oct. 8 (Brookings, S.D. / Dykhouse Stadium / 19,332)**

BROOKINGS, S.D.—South Dakota State running back Isaiah Davis ran for 108 yards and three touchdowns, more than enough offense in a 28-3 win against South Dakota at DykhouseStadium.

It was the 116th meeting in a series that dates back to 1889. The Jackrabbits hosted the game for the first time since 2018 and ended a two-game skid against the Coyotes. SDSU outgained its rival 344-136.

South Dakota running back Travis Theis was the bright spot. He muscled for 73 yards on 13 carries against a team that hasn't allowed 100 yards on the ground this season. Many of those yards came after initial contact. His 29-yard scamper on the opening possession of the game was the longest SDSU had allowed all season and it helped give South Dakota a 3-0 lead.

South Dakota State led 14-3 at halftime, then held the ball for the majority of the second half with Davis and a ground game that totaled 208 yards. Davis capped touchdown drives of 70 and 80 yards out of the break to cap the scoring. South Dakota had three second-half possessions and ran just four offensive plays in the third quarter.

Turnovers were equal at two apiece. South Dakota recovered a muffed punt on the Jacks' 9-yard line on the first play of the second quarter while maintaining its 3-0 lead. But Carson Camp was intercepted in the end zone on 3rd-and-goal from the 8. Mark Gronowski led SDSU back the other way and hit Jaxon Janke on a 28-yard touchdown strike that got the Jackrabbits on the board.

Camp was intercepted twice early on and the Coyote passing game never got going. Camp completed 5-of-14 passes for 44 yards. He was sacked seven times and has taken 22 sacks in five games.

South Dakota's other forced turnover was a sentimental one as safety Josh Manchighia picked off a deflected pass from Gronowski in the fourth quarter and returned it 38 yards to set up USD's final possession. Manchighia played in 53 games for SDSU over the last six seasons. He started for the red team in this one and had six tackles to go with his first pick as a Coyote.

SCORE BY PERIODS	1	2	3	4	F
South Dakota (1-4, 0-2)	3	0	0	0	3
South Dakota St (5-1, 3-0)	0	14	7	7	28

**SCORING SUMMARY**

Q	Time	Play	V-H
1	11:18	SD: Ogamba 37-yd FG 8 plays, 50 yards, 3:42	3-0
2	9:29	SDSU: Janke 28-yd pass from Gronowski 9 plays, 80 yards, 4:31	3-7
	2:43	SDSU: Davis 47-yd run 3 plays, 65 yards, 1:24	3-14
3	10:26	SDSU: Davis 5-yd run 8 plays, 70 yards, 4:34	3-21
4	14:21	SDSU: Davis 1-yd run 15 plays, 80 yards, 8:13	3-28

**INDIVIDUAL LEADERS**

Rushing (Att.-Yds.-TD): SD: Theis (13-73-0), Lawrence (13-39-0); SDSU: Davis (15-108-3), Johnson (14-53-0), Gronowski (9-43-0)

Passing: (C-A-TD-I-Yds): SD: Camp (5-12-0-2-44); SDSU: Gronowski (12-20-1-1-136)

Receiving: (Rec.-Yds.-TD): SD: Phelps (1-17-0), Bell (2-13-0); SDSU: Janke, Jax. (4-76-1), Feldkamp (3-30-0), Janke, Jad. (2-16-0)

**TEAM STATISTICS**

	USD	SDSU
<b>FIRST DOWNS</b>	<b>6</b>	<b>22</b>
Rushing	3	11
Passing	3	6
Penalty	0	5
<b>NET YARDS RUSHING</b>	<b>92</b>	<b>208</b>
Rushing Attempts	36	43
Average Per Rush	2.6	4.8
Yards Gained Rushing	122	213
Yards Lost Rushing	30	5
<b>NET YARDS PASSING</b>	<b>44</b>	<b>136</b>
Completions-Attempts-Int	5-12-2	12-21-1
Average Per Attempt	3.7	6.5
Average Per Completion	8.8	11.3
<b>TOTAL OFFENSE YARDS</b>	<b>136</b>	<b>344</b>
Total offensive plays	48	64
Average gain per play	2.8	5.4
Fumbles: Number-Lost	0-0	1-1
Penalties: Number-Yards	10-91	6-38
<b>PUNTS-YARDS</b>	<b>6-279</b>	<b>4-166</b>
Average Yards Per Punt	46.5	41.5
Net Yards Per Punt	42.2	41.5
Inside 20	1	3
50+ Yards	2	1
Touchbacks	1	0
Fair Catch	1	2
<b>KICKOFFS-YARDS</b>	<b>2-105</b>	<b>5-279</b>
Average Yards Per Kickoff	52.5	55.8
Net Yards Per Kickoff	40.0	29.2
Touchbacks	1	1
Punt returns: Number-Yards-TD	0-0-0	2-6-0
Average per return	--	3.0
Kickoff returns: Number-Yards-TD	4-108-0	0-0-0
Average per return	27.0	--
Interceptions: Number-Yards-TD	1-38-0	2-0-0
Fumble Returns: Number-Yards-TD	0-0-0	0-0-0
Miscellaneous Yards	0	13
<b>POSSESSION TIME</b>	<b>26:09</b>	<b>33:51</b>
1st Quarter	8:03	6:57
2nd Quarter	7:01	7:59
3rd Quarter	2:52	12:08
4th Quarter	8:13	6:47
Third-Down Conversions	3 of 14	4 of 12
Fourth-Down Conversions	1 of 2	2 of 2
Red-Zone Scores-Chances	1-3	2-2
Touchdowns	0-3	2-2
Field Goals	1-3	0-2
Sacks By: Number-Yards	0-0	7-28
PAT Kicks	0-0	4-4
Field Goals	1-2	0-1
Points off turnovers	0	7

2022 Game Summaries

**Game 6**  
**Illinois State 12, South Dakota 10**  
**Oct. 15 (Vermillion, S.D. / Hancock Stadium / 9,302)**

NORMAL, Ill.—Illinois State tight end Tanner Taula caught a 2-yard touchdown pass near the end of the third quarter to give the Redbirds the lead and that score held in a 12-10 victory against South Dakota at Hancock Stadium.

The Coyotes had several chances to take the lead back in the fourth quarter, but failed to do so. Eddie Ogamba just missed a 43-yard field goal with 11 minutes left. Credit Redbird lineman Jason Lewan for making a shoestring tackle on quarterback Carson Camp on the third-down play that would have gone for big yards.

Camp missed Carter Bell on a big pass play on the first play of the next USD possession and Wesley Eliodor's drop across the middle on the next play led to another Coyote punt.

South Dakota's final possession ended when the referees huddled and picked up a flag for defensive pass interference that would have put the Coyotes next to field goal range. Instead, South Dakota punted on 4th-and-15 with 2:15 left and never got the ball back.

It was expected to be a defensive game and it was. The Coyotes were led as they have been all season by cornerback Myles Harden and linebacker Stephen Hillis. Harden had nine tackles and was credited with two pass breakups. Hillis had 10 stops including two sacks and forced a fumble. Nick Gaes also had a strip sack in the first half.

Illinois State was among the national leaders in sacks, but only got to Camp once Saturday. Credit a USD offensive line that appeared to be at full strength for the first time all season. Still, the Coyote offense generated just 249 yards and was 3-of-12 on first downs. Penalties – delay of games and false starts – also stalled several USD drives.

SCORE BY PERIODS	1	2	3	4	F
South Dakota (1-5, 0-3)	0	7	3	0	10
Illinois State (4-2, 2-1)	3	3	6	0	12

**SCORING SUMMARY**

Q	Time	Play	V-H
1	5:37	ILST: Wagner 37-yd FG 13 plays, 61 yards, 6:59	0-3
2	9:52	SD: Lawrence 5-yd run 8 plays, 72 yards, 5:02	7-3
	0:00	ILST: Wagner 45-yd FG 12 plays, 39 yards, 1:31	7-6
3	6:17	SD: Ogamba 40-yd FG 10 plays, 63 yards, 6:52	10-6
	3:28	ILST: Taula 2-yd pass from Annexstad 6 plays, 75 yards, 2:49	10-12

**INDIVIDUAL LEADERS**

Rushing (Att.-Yds.-TD): SD: Lawrence (15-75-1), Theis (12-57-0); ILST: Wright (15-53-0), White (7-14-0); Brown (3-12-0)

Passing: (C-A-TD-I-Yds): SD: Camp (9-16-0-0-117); ILST: Annexstad (18-31-1-0-180)

Receiving: (Rec.-Yds.-TD): SD: Phelps (4-89-0), Galbreath (1-14-0); ILST: Taula (5-56-1), Buckner (2-50-0), Sobkowicz (3-35-0)

**TEAM STATISTICS**

	USD	ILST
<b>FIRST DOWNS</b>	<b>11</b>	<b>16</b>
Rushing	6	6
Passing	5	8
Penalty	0	2
<b>NET YARDS RUSHING</b>	<b>132</b>	<b>84</b>
Rushing Attempts	34	34
Average Per Rush	3.9	2.5
Yards Gained Rushing	152	97
Yards Lost Rushing	20	13
<b>NET YARDS PASSING</b>	<b>117</b>	<b>180</b>
Completions-Attempts-Int	9-16-0	18-31-0
Average Per Attempt	7.3	5.8
Average Per Completion	13.0	10.0
<b>TOTAL OFFENSE YARDS</b>	<b>249</b>	<b>264</b>
Total offensive plays	50	65
Average gain per play	5.0	4.1
Fumbles: Number-Lost	2-0	3-0
Penalties: Number-Yards	6-40	3-20
<b>PUNTS-YARDS</b>	<b>7-321</b>	<b>7-283</b>
Average Yards Per Punt	45.9	40.4
Net Yards Per Punt	42.4	39.7
Inside 20	3	2
50+ Yards	2	1
Touchbacks	1	0
Fair Catch	4	6
<b>KICKOFFS-YARDS</b>	<b>3-195</b>	<b>3-165</b>
Average Yards Per Kickoff	65.0	55.0
Net Yards Per Kickoff	40.0	41.3
Touchbacks	3	0
Punt returns: Number-Yards-TD	1-5-0	1-4-0
Average per return	5.0	4.0
Kickoff returns: Number-Yards-TD	2-41-0	0-0-0
Average per return	20.5	--
Interceptions: Number-Yards-TD	0-0-0	0-0-0
Fumble Returns: Number-Yards-TD	0-0-0	0-0-0
Miscellaneous Yards	0	0
<b>POSSESSION TIME</b>	<b>31:49</b>	<b>28:11</b>
1st Quarter	5:21	9:39
2nd Quarter	8:55	6:05
3rd Quarter	8:24	6:36
4th Quarter	9:09	5:51
Third-Down Conversions	3 of 12	5 of 14
Fourth-Down Conversions	0 of 0	1 of 1
Red-Zone Scores-Chances	1-1	2-2
Sacks By: Number-Yards	3-9	1-13
PAT Kicks	1-1	0-1
Field Goals	1-2	2-2
Points off turnovers	0	0

2022 Game Summaries

**Game 7**  
**South Dakota 27, Southern Illinois 24**  
**Oct. 22 (Vermillion, S.D. / DakotaDome / 7,599)**

VERMILLION, S.D.—South Dakota made a change at quarterback in the middle of the second quarter and it sparked a 27-24, come-from-behind victory against No. 14/17 Southern Illinois in the annual Dakota Days game inside the DakotaDome.

Aidan Bouman, a redshirt freshman quarterback and a transfer from Iowa State, entered the game with 2:43 left in the second quarter trailing 21-7. At that point, the visiting Salukis had run 47 plays for 254 yards and possessed the ball for 21 minutes. South Dakota had run 13 plays for 60 yards spanning six minutes. Then things changed.

Making his collegiate debut, Bouman marched the offense 43 yards on 10 plays and Eddie Ogamba made a 46-yard field goal to make the halftime score 21-10. A 78-yard touchdown drive to start the third quarter made it 21-17. Bouman dropped a dime to Wesley Eliodor in the corner of the end zone on 3rd-and-5 for the score. Bouman was 5-for-5 on the drive for 61 yards.

Southern Illinois answered the back-to-back scores with a 21-yard field goal from Jake Baumgarte. The Salukis had 2nd-and-goal from the 3, but threw incomplete on second and third down.

That was it for the SIU offense. The Salukis totaled 47 yards the rest of the way.

South Dakota turned to running backs Shomari Lawrence and Travis Theis and they delivered against the nation's ninth-ranked run defense. Teams were averaging 80 yards on the ground against the Salukis. Lawrence ran 11 times for a career-high 122 yards. Theis carried 21 times for 108. Both reached the end zone. It was the first time USD boasted two 100-yard rushers since Dakota Days 2019 against Indiana State.

SCORE BY PERIODS	1	2	3	4	F
Southern Illinois (2-5, 1-3)	14	7	3	0	24
South Dakota (2-5, 1-3)	7	3	7	10	27

**SCORING SUMMARY**

Q	Time	Play	V-H
1	9:23	SIU: Williams Jr. 1-yd run 13 plays, 75 yards, 5:37	7-0
	4:03	SD: Theis 6-yd run 2 plays, 6 yards, 0:53	7-7
	0:59	SIU: Cox 16-yd pass from Baker 7 plays, 74 yards, 2:57	14-7
2	2:50	SIU: Miller 9-yd pass from Baker 11 plays, 45 yards, 5:39	21-7
	0:21	SD: Ogamba 46-yd FG 10 plays, 43 yards, 2:22	21-10
3	10:45	SD: Eliodor 15-yd pass from Bouman 9 plays, 78 yards, 4:10	21-17
	7:23	SIU: Baumgarte 21-yd FG 9 plays, 72 yards, 3:22	24-17
4	14:16	SD: Lawrence 29-yd run 6 plays, 69 yards, 1:56	24-24
	2:31	SD: Ogamba 44-yd FG 6 plays, 41 yards, 2:29	24-27

**INDIVIDUAL LEADERS**

Rushing (Att.-Yds.-TD): SD: Lawrence (11-122-1), Theis (21-108-1); SIU: Elliott (16-100-0), Williams Jr. (8-36-1), Lester (6-18-0)

Passing: (C-A-TD-I-Yds): SD: Bouman (11-17-1-0-120), Camp (3-6-0-0-10); SIU (28-43-2-1-190)

Receiving: (Rec.-Yds.-TD): SD: Eliodor (4-58-1), Bell (3-37-0); SIU: Cox, D. (7-70-0), Miller (7-36-1), Cox, A. (2-33-1)

**TEAM STATISTICS**

	SIU	USD
<b>FIRST DOWNS</b>	<b>23</b>	<b>19</b>
Rushing	11	11
Passing	7	6
Penalty	5	2
<b>NET YARDS RUSHING</b>	<b>171</b>	<b>205</b>
Rushing Attempts	36	39
Average Per Rush	4.8	5.3
Yards Gained Rushing	187	235
Yards Lost Rushing	16	30
<b>NET YARDS PASSING</b>	<b>190</b>	<b>130</b>
Completions-Attempts-Int	28-44-1	14-23-0
Average Per Attempt	4.3	5.7
Average Per Completion	6.8	9.3
<b>TOTAL OFFENSE YARDS</b>	<b>361</b>	<b>335</b>
Total offensive plays	80	62
Average gain per play	4.5	5.4
Fumbles: Number-Lost	1-1	1-1
Penalties: Number-Yards	5-55	9-74
<b>PUNTS-YARDS</b>	<b>4-155</b>	<b>4-186</b>
Average Yards Per Punt	38.8	46.5
Net Yards Per Punt	33.8	41.5
Inside 20	1	2
50+ Yards	0	2
Touchbacks	1	1
Fair Catch	2	2
<b>KICKOFFS-YARDS</b>	<b>5-316</b>	<b>6-388</b>
Average Yards Per Kickoff	63.2	64.7
Net Yards Per Kickoff	43.4	41.3
Touchbacks	1	3
Punt returns: Number-Yards-TD	0-0-0	0-0-0
Average per return	--	--
Kickoff returns: Number-Yards-TD	3-65-0	3-74-0
Average per return	21.7	24.7
Interceptions: Number-Yards-TD	0-0-0	1-0-0
Fumble Returns: Number-Yards-TD	0-0-0	1-37-0
Miscellaneous Yards	0	0
<b>POSSESSION TIME</b>	<b>35:49</b>	<b>24:11</b>
1st Quarter	11:38	3:22
2nd Quarter	9:52	5:08
3rd Quarter	6:43	8:17
4th Quarter	7:36	7:24
Third-Down Conversions	6 of 16	4 of 13
Fourth-Down Conversions	2 of 4	1 of 2
Red-Zone Scores-Chances	4-4	2-3
Touchdowns	3-4	2-3
Field Goals	1-4	0-3
Sacks By: Number-Yards	3-16	1-9
PAT Kicks	3-3	3-3
Field Goals	1-1	2-2
Points off turnovers	7	10

2022 Game Summaries

**Game 8**  
**Youngstown State 45, South Dakota 24**  
**Oct. 29 (Youngstown, Ohio / Stambaugh Stadium / 9,240)**

YOUNGSTOWN, Ohio—Youngstown State racked up 451 yards of offense and scored on all six of its first-half possessions in a 45-24 win against South Dakota at Stambaugh Stadium.

Penguin running back Jaleel McLaughlin, the nation's leading rusher entering the weekend, carried 19 times for 119 yards and two scores. Mitch Davidson passed for 242 yards and three touchdowns. Bryce Oliver caught two of those scores and totaled 122 yards on seven receptions.

South Dakota redshirt freshman Aidan Bouman made his first collegiate start at quarterback, passed for 254 yards and accounted for two touchdowns. He snuck in from 1 yard out and tossed a 4-yard touchdown to Wesley Eliodor in the second half. Eliodor caught four passes for a career-high 70 yards. One of those catches went for 11 yards and setup the Bouman sneak.

It was the second quarter that doomed the Coyotes. After USD kicker Eddie Ogamba booted a 28-yard field goal to tie the game at 10-10, Youngstown State scored 28 unanswered points. The Penguins drove 90 yards and 75 yards on those first two drives, and used a pair of Coyote fumbles for short scores on the last two. In the blink of an eye, it was 38-10.

Bouman's passing total was the second highest by South Dakota this season. He completed 17-of-30 throws and connected on a pair of long balls to Eliodor and tight end JJ Galbreath early in the game. He was also sacked five times and turned it over on a 3rd-and-22 play near midfield that led to Youngstown State's final score of the first half.

SCORE BY PERIODS	1	2	3	4	F
South Dakota (2-6, 1-4)	7	3	7	7	24
Youngstown St (5-3, 3-2)	10	28	7	0	45

**SCORING SUMMARY**

Q	Time	Play	V-H
1	10:13	YSU: McLaughlin 2-yd run 7 plays, 39 yards, 3:29	0-7
	7:48	SD: Theis 15-yd run 6 plays, 75 yards, 2:25	7-7
	3:04	YSU: McFadden 52-yd FG 8 plays, 40 yards, 4:39	7-10
2	14:49	SD: Ogamba 28-yd FG 8 plays, 69 yards, 3:15	10-10
	13:23	YSU: Oliver 42-yd pass from Davidson 4 plays, 75 yards, 1:26	10-17
	5:14	YSU: Davidson 1-yd run 13 plays, 90 yards, 6:19	10-24
	4:39	YSU: Serrano 6-yd pass from Davidson 3 plays, 22 yards, 0:29	10-31
	0:23	YSU: McLaughlin 3-yd run 5 plays, 44 yards, 2:26	10-38
3	8:47	SD: Bouman 1-yd run 10 plays, 51 yards, 5:13	17-38
	5:21	YSU: Oliver 19-yd pass from Davidson 7 plays, 75 yards, 3:26	17-45
4	0:35	SD: Eliodor 4-yd pass from Bouman 6 plays, 32 yards, 1:17	24-45

**INDIVIDUAL LEADERS**

Rushing (Att.-Yds.-TD): SD: Theis (12-56-1), Stenstrom (5-19-0); Lawrence (7-16-0); YSU: McLaughlin (19-119-2), Crenshaw (10-57-0)

Passing: (C-A-TD-I-Yds): SD: Bouman (17-30-1-0-254); YSU: Davidson (14-21-3-0-242)

Receiving: (Rec.-Yds.-TD): SD: Galbreath (3-71-0), Eliodor (4-70-1), Bell (3-45-0); YSU: Oliver (7-122-2), Alexander (1-45-0), Tomczak (4-35-0)

**TEAM STATISTICS**

	USD	YSU
<b>FIRST DOWNS</b>	<b>17</b>	<b>20</b>
Rushing	2	8
Passing	12	10
Penalty	3	2
<b>NET YARDS RUSHING</b>	<b>56</b>	<b>200</b>
Rushing Attempts	30	44
Average Per Rush	1.9	4.5
Yards Gained Rushing	95	212
Yards Lost Rushing	39	12
<b>NET YARDS PASSING</b>	<b>254</b>	<b>251</b>
Completions-Attempts-Int	17-30-0	16-24-0
Average Per Attempt	8.5	10.5
Average Per Completion	14.9	15.7
<b>TOTAL OFFENSE YARDS</b>	<b>310</b>	<b>451</b>
Total offensive plays	60	68
Average gain per play	5.2	6.6
Fumbles: Number-Lost	2-2	1-1
Penalties: Number-Yards	3-27	7-62
<b>PUNTS-YARDS</b>	<b>5-192</b>	<b>4-167</b>
Average Yards Per Punt	38.4	41.8
Net Yards Per Punt	38.4	30.8
Inside 20	3	1
50+ Yards	1	0
Touchbacks	0	0
Fair Catch	4	0
<b>KICKOFFS-YARDS</b>	<b>5-293</b>	<b>8-505</b>
Average Yards Per Kickoff	58.6	63.1
Net Yards Per Kickoff	40.0	41.1
Touchbacks	3	4
Punt returns: Number-Yards-TD	2-44-0	0-0-0
Average per return	22.0	--
Kickoff returns: Number-Yards-TD	3-76-0	1-18-0
Average per return	25.3	18.0
Interceptions: Number-Yards-TD	0-0-0	0-0-0
Fumble Returns: Number-Yards-TD	0-0-0	0-0-0
Miscellaneous Yards	0	0
<b>POSSESSION TIME</b>	<b>25:15</b>	<b>34:45</b>
1st Quarter	6:47	8:13
2nd Quarter	4:20	10:40
3rd Quarter	6:51	8:09
4th Quarter	7:17	7:43
Third-Down Conversions	4 of 12	7 of 13
Fourth-Down Conversions	0 of 1	0 of 0
Red-Zone Scores-Chances	4-4	5-5
Sacks By: Number-Yards	2-9	5-36
PAT Kicks	3-3	6-6
Field Goals	1-1	1-1
Points off turnovers	7	14

2022 Game Summaries

**Game 9**  
**South Dakota 20, Missouri State 13**  
**Nov. 5 (Vermillion, S.D./ DakotaDome / 5,341)**

VERMILLION, S.D.—South Dakota quarterback Aidan Bouman passed for 235 yards and two touchdowns while the Coyote defense held Missouri State to a season-low for points in a 20-13 South Dakota win inside the DakotaDome.

The result came one week after Missouri State scored a season-high 64 points in a win against Western Illinois while South Dakota allowed a season-high 45 points in a loss at Youngstown State. The Coyotes led 13-3 at halftime and 20-3 early in the fourth quarter before fending off a late Missouri State charge. The Bears threw incomplete on 4th-and-3 from their own 41 with less than a minute to play.

South Dakota played without a number of starters on defense, but saw fresh faces emerge. Freshman Marcus Simmons Jr., redshirt freshman Justin Stallworth and senior Miles Emery were part of a revamped defensive line that put a lot of pressure on Missouri State quarterback Jason Shelley, the reigning MVFC Offensive Player of the Year. The Coyotes had three sacks, six hurries and a number of hits on Shelley while also limiting the Bears to less than 100 yards rushing. Behind the line were the Valley's leading tacklers, Stephen Hillis and Brock Mogensen at linebacker, who combined for 24 tackles.

Bouman was solid in his second collegiate start and third collegiate game. He hit his first eight passes and was 3-for-4 for 94 yards and two scores on deep balls. He hit Wesley Eliodor in stride for a 44-yard touchdown pass just before halftime that made it a two-score game and connected with Carter Bell on a 23-yard score late in the third quarter that made it 20-3.

South Dakota improved to 3-1 at home this season and stopped a two-game skid to Missouri State to take a 5-4 lead in the series. Eliodor set career highs with six catches and 97 yards receiving while hauling in his fifth touchdown of the season. Bell had a season-high 54 yards on three catches and reached the end zone for the first time this season. Travis Theis ran 24 times for a game-high 74 yards. Shomari Lawrence had an 11-yard touchdown run in the first quarter that gave USD a 7-3 lead, but was injured a bit later in the game and did not return.

SCORE BY PERIODS	1	2	3	4	F
Missouri St (3-6, 1-5)	3	0	0	10	13
South Dakota (3-6, 2-4)	7	6	7	0	20

**SCORING SUMMARY**

Q	Time	Play	V-H
1	6:18	MSU: Pizano: 20-yd FG 11 plays, 42 yards, 6:31	3-0
	1:13	SD: Lawrence 11-yd run 9 plays, 67 yards, 4:56	3-7
2	0:57	SD: Eliodor 44-yd pass from Bouman 7 plays, 68 yards, 2:42	3-13
3	2:19	SD: Bell 23-yd pass from Bouman 6 plays, 51 yards, 3:17	3-20
4	11:01	MSU: Mitchell 4-yd pass from Shelley 13 plays, 67 yards, 6:10	10-20
	2:02	MSU: Pizano 37-yd FG 10 plays, 60 yards, 3:54	13-20

**INDIVIDUAL LEADERS**

Rushing (Att.-Yds.-TD): SD: Theis (24-74-0), Lawrence (5-20-1); MSU: Wright (16-45-0), Latulas (3-24-0), Shelley (11-16-0)

Passing: (C-A-TD-I-Yds): SD: Bouman (17-25-2-0-235); MSU: Shelley (23-38-1-0-233)

Receiving: (Rec.-Yds.-TD): SD: Eliodor (6-97-1), Bell (3-54-1), Galbreath (2-30-0); MSU: Booker (2-48-0), Moore (2-39-0); Scott (4-34-0)

**TEAM STATISTICS**

	MSU	USD
<b>FIRST DOWNS</b>	<b>18</b>	<b>19</b>
Rushing	10	5
Passing	8	12
Penalty	0	2
<b>NET YARDS RUSHING</b>	<b>99</b>	<b>92</b>
Rushing Attempts	32	31
Average Per Rush	3.1	3.0
Yards Gained Rushing	132	97
Yards Lost Rushing	33	5
<b>NET YARDS PASSING</b>	<b>233</b>	<b>235</b>
Completions-Attempts-Int	23-38-0	17-25-0
Average Per Attempt	6.1	9.4
Average Per Completion	10.1	13.8
<b>TOTAL OFFENSE YARDS</b>	<b>332</b>	<b>327</b>
Total offensive plays	70	56
Average gain per play	4.7	5.8
Fumbles: Number-Lost	0-0	1-1
Penalties: Number-Yards	6-42	8-52
<b>PUNTS-YARDS</b>	<b>4-181</b>	<b>5-206</b>
Average Yards Per Punt	45.2	41.2
Net Yards Per Punt	41.0	37.2
Inside 20	2	2
50+ Yards	0	1
Touchbacks	0	1
Fair Catch	2	4
<b>KICKOFFS-YARDS</b>	<b>4-193</b>	<b>4-257</b>
Average Yards Per Kickoff	48.2	64.2
Net Yards Per Kickoff	31.0	40.8
Touchbacks	0	2
Punt returns: Number-Yards-TD	0-0-0	2-17-0
Average per return	--	8.5
Kickoff returns: Number-Yards-TD	4-193	4-257
Average per return	48.2	64.2
Interceptions: Number-Yards-TD	0-0-0	0-0-0
Fumble Returns: Number-Yards-TD	0-0-0	0-0-0
Miscellaneous Yards	0	0
<b>POSSESSION TIME</b>	<b>31:54</b>	<b>28:06</b>
1st Quarter	7:44	7:16
2nd Quarter	6:23	8:37
3rd Quarter	9:03	5:57
4th Quarter	8:44	6:16
Third-Down Conversions	7 of 16	6 of 11
Fourth-Down Conversions	1 of 3	0 of 0
Red-Zone Scores-Chances	3-3	1-1
Touchdowns	1-3	1-1
Field Goals	2-3	0-1
Sacks By: Number-Yards	0-0	3-24
PAT Kicks	1-1	2-3
Field Goals	2-2	0-0
Points off turnovers	3	0

2022 Game Summaries

**Game 10**  
**North Dakota 28, South Dakota 19**  
**Nov. 12 (Grand Forks, N.D. / Alerus Center / 9,516)**

GRAND FORKS, N.D.—North Dakota special teams accounted for nine points and that proved the difference in the Fighting Hawks' 28-19 win against South Dakota inside the Alerus Center.

A blocked punt right before halftime turned a 13-7 South Dakota lead into a 14-13 deficit. The Coyotes also missed their first extra point, had their second deflected but sail through the uprights anyway, and had their third extra point blocked.

Instead of two teams standing with three touchdown drives apiece, South Dakota found itself trailing by two scores in the fourth quarter and couldn't rally back.

Coyote quarterback Aidan Bouman passed for 151 yards and three touchdowns. Carter Bell caught six passes for 50 yards and two scores. Wesley Eliodor caught a touchdown for the fourth consecutive game and had 47 yards on four receptions.

On the other side, it was Hawk quarterback Tommy Schuster who completed 24-of-28 passes for 243 yards and three touchdowns. Bo Belquist had seven catches for 92 yards and two touchdowns. Isaiah Smith was all alone on a screen pass for an 11-yard score.

Both running backs were terrific. Travis Theis ran 14 times for 95 yards and caught three passes for 37 yards. Tyler Hoosman carried 23 times for 80 yards and hauled in six passes for 28.

SCORE BY PERIODS	1	2	3	4	F
South Dakota (3-7, 2-5)	6	7	0	6	19
North Dakota (7-3, 5-2)	7	7	14	0	28

**SCORING SUMMARY**

Q	Time	Play	V-H
1	9:51	SD: Bell 4-yd pass from Bouman 9 plays, 65 yards, 5:09	6-0
	1:25	UND: Vaughn 2-yd run 14 plays, 79 yards, 8:21	6-7
2	10:33	SD: Eliodor 16-yd pass from Bouman 13 plays, 75 yards, 5:52	13-7
	0:10	UND: Belquist 2-yd pass from Schuster 1 play, 2 yards, 0:04	13-14
3	9:06	UND: Belquist 3-yd pass from Schuster 10 plays, 75 yards, 5:54	13-21
	1:50	UND: Smith 11-yd pass from Schuster 8 plays, 61 yards, 3:55	13-28
4	12:37	SD: Bell 5-yd pass from Bouman 10 plays, 65 yards, 4:13	19-28

**INDIVIDUAL LEADERS**

Rushing (Att.-Yds.-TD): SD: Theis (14-95-0), Lawrence (7-22-0);  
 UND: Hoosman (23-100-0), Smith (4-21-0)

Passing: (C-A-TD-I-Yds): SD: Bouman (15-27-3-0-151);  
 UND: Schuster (24-28-3-1-223)

Receiving: (Rec.-Yds.-TD): SD: Bell (6-50-2), Eliodor (4-47-1), Theis (3-37-0);  
 UND: Belquist (7-92-2), Wilson (5-55-0), Hoosman (5-26-0)

**TEAM STATISTICS**

	USD	UND
<b>FIRST DOWNS</b>	<b>16</b>	<b>20</b>
Rushing	6	9
Passing	9	11
Penalty	1	0
<b>NET YARDS RUSHING</b>	<b>97</b>	<b>126</b>
Rushing Attempts	28	34
Average Per Rush	3.5	3.7
Yards Gained Rushing	131	128
Yards Lost Rushing	34	2
<b>NET YARDS PASSING</b>	<b>151</b>	<b>223</b>
Completions-Attempts-Int	15-27-0	24-28-1
Average Per Attempt	5.6	8.0
Average Per Completion	10.1	9.3
<b>TOTAL OFFENSE YARDS</b>	<b>248</b>	<b>349</b>
Total offensive plays	55	62
Average gain per play	4.5	5.6
Fumbles: Number-Lost	0-0	0-0
Penalties: Number-Yards	3-20	5-45
<b>PUNTS-YARDS</b>	<b>2-36</b>	<b>2-66</b>
Average Yards Per Punt	18.0	33.0
Net Yards Per Punt	8.0	33.0
Inside 20	0	2
50+ Yards	0	0
Touchbacks	0	0
Fair Catch	1	2
<b>KICKOFFS-YARDS</b>	<b>4-234</b>	<b>5-178</b>
Average Yards Per Kickoff	58.5	35.6
Net Yards Per Kickoff	42.2	31.8
Touchbacks	1	0
Punt returns: Number-Yards-TD	0-0-0	1-20-0
Average per return	--	20.0
Kickoff returns: Number-Yards-TD	2-19-0	2-40-0
Average per return	9.5	20.0
Interceptions: Number-Yards-TD	1-0-0	0-0-0
Fumble Returns: Number-Yards-TD	0-0-0	0-0-0
Miscellaneous Yards	0	0
<b>POSSESSION TIME</b>	<b>23:30</b>	<b>36:30</b>
1st Quarter	6:34	8:26
2nd Quarter	6:44	8:16
3rd Quarter	5:11	9:49
4th Quarter	5:01	9:59
Third-Down Conversions	8 of 12	4 of 9
Fourth-Down Conversions	0 of 2	1 of 2
Red-Zone Scores-Chances	3-3	4-6
Sacks By: Number-Yards	0-0	3-33
PAT Kicks	1-3	4-4
Field Goals	0-0	0-0
Points off turnovers	0	0

2022 Game Summaries

**Game 11**  
**UNI 58, South Dakota 14**  
**Nov. 19 (Vermillion, S.D. / DakotaDome / 5,490)**

VERMILLION, S.D.—Theo Day passed for 380 yards and accounted for six touchdowns in the Panthers' 58-14 road win at South Dakota inside the DakotaDome. It was UNI's first trip to Vermillion since 2018.

UNI scored touchdowns on its first six possessions while the defense forced two turnovers and didn't allow a South Dakota first down until the middle of the second quarter. The result was a 42-0 lead before 20 minutes had come off the game clock.

Day passed for 303 yards and five touchdowns in the first half. He handed out touchdowns to five different receivers including Sergio Morancy who had four catches for 135 yards. Day also ran for a 3-yard touchdown in the first half. UNI outgained USD 418-111 in the first 30 minutes.

South Dakota got 132 yards passing from Aidan Bouman and 95 yards rushing from Shomari Lawrence. Bouman threw an 8-yard touchdown pass to JJ Galbreath near the end of the first half and snuck in from 1-yard out for the final score of the game with 9:18 left in the fourth quarter. The final yardage tally was 593-236.

SCORE BY PERIODS	1	2	3	4	F
UNI (6-5, 5-3)	21	28	6	3	58
South Dakota (3-8, 2-6)	0	7	0	7	14

**SCORING SUMMARY**

Q	Time	Play	V-H
1	10:16	UNI: Pryor 7-yd pass from Day 7 plays, 95 yards, 2:49	7-0
	6:38	UNI: Morancy 36-yd pass from Day 4 plays, 62 yards, 1:39	14-0
	2:49	UNI: Schnee 35-yd pass from Day 5 plays, 69 yards, 2:53	21-0
2	14:21	UNI: Day 3-yd run 5 plays, 78 yards, 1:33	28-0
	12:51	UNI: McShane 18-yd run 2 plays, 24 yards, 0:44	35-0
	11:55	UNI: Hampton 11-yd pass from Day 2 plays, 20 yards, 0:49	42-0
	2:59	SD: Galbreath 8-yd pass from Bouman 12 plays, 91 yards, 5:44	42-7
	0:11	UNI: Abbott 3-yd pass from Day 7 plays, 67 yards, 2:39	49-7
3	10:52	UNI: Cook 26-yd FG 9 plays, 66 yards, 4:08	52-7
	5:01	UNI: Cook 36-yd FG 9 plays, 47 yards, 4:28	55-7
4	14:04	UNI: Cook 37-yd FG 7 plays, 35 yards, 2:30	58-7
	9:18	SD: Bouman 1-yd run 10 plays, 60 yards, 4:36	58-14

**INDIVIDUAL LEADERS**

Rushing (Att.-Yds.-TD): SD: Lawrence (14-95-0), Theis (5-15-0); UNI: McShane (14-91-1), Williams (10-50-0), McShane (2-31-0)

Passing: (C-A-TD-I-Yds): SD: Bouman (20-33-1-1-132); UNI: Day (21-30-5-0-380)

Receiving: (Rec.-Yds.-TD): SD: Eliodor (2-39-0), Lawrence (5-33-0), Phelps (2-27-0); UNI: Morancy (4-135-1), Schnee (3-65-1), Pryor (4-37-1)

**TEAM STATISTICS**

	UNI	USD
<b>FIRST DOWNS</b>	<b>27</b>	<b>11</b>
Rushing	10	6
Passing	15	5
Penalty	2	0
<b>NET YARDS RUSHING</b>	<b>213</b>	<b>105</b>
Rushing Attempts	39	24
Average Per Rush	5.5	4.4
Yards Gained Rushing	222	118
Yards Lost Rushing	9	13
<b>NET YARDS PASSING</b>	<b>380</b>	<b>132</b>
Completions-Attempts-Int	21-31-0	20-33-1
Average Per Attempt	12.3	4.0
Average Per Completion	18.1	6.6
<b>TOTAL OFFENSE YARDS</b>	<b>593</b>	<b>237</b>
Total offensive plays	70	57
Average gain per play	8.5	4.2
Fumbles: Number-Lost	1-0	3-1
Penalties: Number-Yards	1-6	5-45
<b>PUNTS-YARDS</b>	<b>1-42</b>	<b>6-256</b>
Average Yards Per Punt	42.0	42.7
Net Yards Per Punt	42.0	40.8
Inside 20	1	1
50+ Yards	0	0
Touchbacks	0	0
Fair Catch	0	3
<b>KICKOFFS-YARDS</b>	<b>11-666</b>	<b>3-156</b>
Average Yards Per Kickoff	60.5	52.0
Net Yards Per Kickoff	38.0	32.7
Touchbacks	2	1
Punt returns: Number-Yards-TD	3-11-0	0-0-0
Average per return	3.7	--
Kickoff returns: Number-Yards-TD	1-33-0	7-198-0
Average per return	33.0	28.3
Interceptions: Number-Yards-TD	1-13-0	0-0-0
Fumble Returns: Number-Yards-TD	0-0-0	0-0-0
Miscellaneous Yards	0	0
<b>POSSESSION TIME</b>	<b>34:12</b>	<b>25:48</b>
1st Quarter	8:15	6:45
2nd Quarter	6:31	8:29
3rd Quarter	10:10	4:50
4th Quarter	9:16	5:44
Third-Down Conversions	7 of 12	0 of 10
Fourth-Down Conversions	0 of 1	2 of 4
Red-Zone Scores-Chances	8-8	2-2
Touchdowns	5-8	2-2
Field Goals	3-8	0-2
Sacks By: Number-Yards	0-0	1-3
PAT Kicks	7-7	2-2
Field Goals	3-3	0-0
Points off turnovers	14	0



# HISTORY / RECORDS

## The Missouri Valley Football Conference (1985-present)

Founded in 1985, the Missouri Valley Football Conference has shaped itself into the nation's premier NCAA FCS conference. The 2023 season will mark the beginning of a new era for the league as Murray State University joins the MVFC expanding league membership to an all-time high of 12 institutions. The Racers have a strong FCS football tradition as Murray State won eight Ohio Valley Conference championships and has earned six trips to the FCS playoffs.

Last season, for just the second time in FCS history, two teams from the same league played one another in the FCS national championship game. South Dakota State earned its first FCS crown, knocking off defending champion and league rival North Dakota State. South Dakota State finished the season on a 14-game winning streak, falling only at FBS Iowa in the season-opener. On Oct. 15, 2022, then-No. 2 SDSU beat then-No. 1 NDSU, 23-21, in the Fargodome, marking only the second time in FCS history that the top two teams in the national media poll played one another during the regular season. The other involved league member UNI against Idaho in 1992.

Last season, the MVFC extended its FCS-record to 12-straight title game appearances as NDSU and SDSU both reached Frisco. The CAA (5 in a row), OVC (4-straight) and SoCon (4 appearances in a row) are next on the list. Notably, the 2022 season marked the 18th title appearance for a league team. The league is 12-6 in title games, although Youngstown State (1991, 1992, 1993, 1994) and Southern Illinois (1983) both played in the championship prior to joining the league. All 18 of the league's title-game appearances have occurred since 1997.

The MVFC is 88-40 (.688) since 2010 in the playoffs -- which includes 16 intra-conference games (meaning the league is 72-24 against teams from other leagues for a phenomenal .750 winning percentage). Last season, MVFC teams combined to go 21-8 against non-conference FCS teams. Six of the eight losses were against ranked FCS teams.

The 2023 season will mark the ninth in an agreement with ESPN to distribute all league games on ESPN3 (or ESPN+), while the league has implemented other initiatives to promote its institutions, student-athletes, and coaches, including a weekly podcast series ("First and Goal"), and video segments that review ("Two-Minute Drill") and preview ("The Extra Point") each week's contests throughout the season.

There's not much that has eluded the MVFC in its first 38 seasons of competition. The league's first four decades have included national championships, national players of the year, national coaches of the year, No. 1 national rankings, and countless All-Americans.

Strong coaching and great players have helped make the league a national force, but the stability and leadership of Commissioner Patty Viverito -- the only commissioner the league has ever known -- has helped make the MVFC a standard bearer on the FCS scene. Indeed, all signs point to continued national prominence for the MVFC as it enters its 39th season in 2023.

In June 2008, presidents of the nine-member Gateway Football Conference and

the 10-member Missouri Valley Conference approved a rebranding initiative that changed the football conference name from the Gateway Football Conference to the MVFC. It represented the second name change for the football league. Initially, the conference competed as the Gateway Collegiate Athletic Conference (1985-91) and the Gateway Football Conference (1992-2007).

Although the league shares the Missouri Valley name, the football-playing members compete under a separate administrative umbrella, as the Missouri Valley Conference and the MVFC remain separate entities.

The MVFC has an FCS-best 12 national championships (North Dakota State -- 2011, 2012, 2013, 2014, 2015, 2017, 2018, 2019 and 2021; South Dakota State -- 2022; Western Kentucky -- 2002; Youngstown State -- 1997), and league members Youngstown State (3) and Southern Illinois (1) own additional titles prior to their league membership, meaning 16 FCS championship trophies (of 45 total previous championships) are housed on league campuses, in addition to six (Youngstown State



on three separate occasions, UNI in 2005, Illinois State in 2014, South Dakota State in Spring 2021, and North Dakota State in 2022) runner-up finishes. Only five FCS leagues possess more than a single FCS championship trophy, and the MVFC is among that elite.

The league has established itself as a leader among FCS conferences. Counting last year, an MVFC member has reached the FCS semifinals 18 times in the past 12 seasons (and 32 times overall). The MVFC has had two semifinal teams six times since 2014. The MVFC's 32 all-time semifinal appearances rank second-best all-time among FCS leagues.

The MVFC success is not limited to the immediate past. From 2010-19, MVFC teams compiled a playoff record of 67-28, and only one other conference (the CAA at 44-39) had a winning mark in that span.

In 1997, Youngstown State grabbed the crowned jewel for the conference, as the league had one of its most successful seasons. In addition to claiming the league's first national championship, the Penguins finished the year ranked No. 1, marking the first time a league member has held that spot in a season-ending

poll. That year, Western Illinois was at No. 6, marking the first time the league ended the year with two teams ranked among the top six.

In 1999, the MVFC trumped that, as YSU finished the year No. 2, and Illinois State was No. 3. UNI also finished in the top 20 in both nationally recognized polls.

In 2002, Western Kentucky added to the league's national championship trophy case with an FCS crown, while both WKU (No. 1) and Western Illinois (No. 5) finished among the nation's top five in the season-ending polls. WKU became the first school to earn victories against the tourney's top three seeds en route to its national championship.

In 2003, four Valley Football teams represented the league in the 16-team NCAA playoffs, marking the first time any league has sent that many to the playoffs in the same year.

In 2004, Southern Illinois spent a league-record 11 weeks as the nation's top-ranked team, while all eight league teams received votes for the Top 25 at some point in the season.

In 2005, UNI became the fourth league school to reach the FCS championship game since 1997, while Southern Illinois and Western Kentucky combined to hold the nation's No. 1 ranking in the top-25 polls for five weeks.

In 2006, Youngstown State won its second-straight league championship, and the Penguins were joined in the playoff field by Illinois State and Southern Illinois. That marked only the second time in league history the league had more than two teams qualify for the 16-team playoff field. SIU's Arkee Whitlock was a national player of the year award winner (College Sporting News) and was third in the Walter Payton Award balloting.

In 2008, six teams were nationally ranked in the same poll, marking the first time in league history that had happened. Those six teams were ranked for four-straight weeks.

In 2011, North Dakota State won the national crown and finished the season atop the Top-25 rankings. UNI was No. 5 in the final FCS Coaches poll, and Illinois State was ranked No. 20 in The Sports Network poll. For ISU, it marked the first top-25 ranking in a season-ending poll since 2006. Six different league schools cracked into the Top 25 during the season.

In 2012 and 2013, North Dakota State repeated as national champions, becoming just the second team in FCS history to three-peat as national champions (only Appalachian State has previously accomplished this feat at the FCS level). The Bison went an unprecedented 15-0 and established an all-time FCS record with 33-straight victories before losing.

The 2014 playoffs ended again with a North Dakota State national championship, but Illinois State reached the title game, too, marking the first NCAA FCS championship game for the Redbirds. It was the first intra-conference matchup in the FCS title game since the NCAA began conducting one in 1978. The Bison narrowly edged the Redbirds, 29-27, in what was the only meeting between the co-champs in 2014 (they did not play one another in the regular season). The final national poll had five MVFC teams in it, and for the first time the

league held the No. 1 (North Dakota State) and No. 2 (Illinois State) positions in the season-ending Sports Network rankings. During the 2014 season, the league demonstrated its superiority as eight different MVFC teams achieved a top-25 ranking. The league posted two wins against FBS programs and had a 30-2 non-conference record against FCS peers. And for the first time, the NCAA awarded the league with five playoff teams.

In 2015, five league teams (Illinois State, North Dakota State, UNI, South Dakota State and Western Illinois) again represented the conference in the FCS playoffs, and North Dakota State took home a fifth-straight title.

The 2017 and 2018 seasons featured two semifinal teams (South Dakota State and North Dakota State) and the same result in the title game – NDSU defeated James Madison in 2017 for the crown, and then bested No. 3 Eastern Washington in 2018. The Bison completed a perfect 15-0 season after being ranked No. 1 in every poll throughout the season. NDSU (1) and SDSU (3) finished the season ranked among the FCS' top three in the polls.

In 2019, four league teams finished the season ranked in the Top 10, while North Dakota State went wire-to-wire as the nation's top team, capping its perfect 16-0 season with a 28-20 win against No. 2 James Madison in the title game. In the process, NDSU extended its winning streak to an FCS-record 37-straight games.

In 2020-21, five MVFC teams were ranked in the Top 13 of the final Stats Perform Top 25 poll, led by SDSU's No. 2 ranking. The league had an FCS-best 16 student-athletes on the FCS Stats Perform All-America team, and the MVFC had what was then a league-record five players taken in the 2021 NFL Draft, highlighted by QB Trey Lance of NDSU, who was the third overall pick. Three schools shared the league title (Missouri State, North Dakota, and South Dakota State), marking just the second time in league history that the Conference had tri-champions. Southern Illinois, which snapped NDSU's FCS- and league-record 39-game winning streak, was making its first playoff appearance since 2009; Missouri State earned its first league title and first playoff appearance since 1990; UND reached the playoffs in its first year as an MVFC member; and NDSU and SDSU extended their streaks of consecutive playoff trips to 11 and nine-straight years, respectively. Due to the COVID-19 pandemic the 2020 season was moved to Spring 2021, and the championship bracket was limited to 16 total teams (with a remarkable five entrants from the MVFC).

In 2021, for the first time in Conference history, six MVFC teams earned bids into the 24-team FCS playoff field. Only one other conference in NCAA history has received six bids in a single playoff (CAA in 2018). The MVFC had received as many as five bids four times previously (2014, 2015, 2017, and in Spring 2021). League schools combined for eight wins in the 2021 tournament, capped by North Dakota State's championship game victory against Montana State. The 2021 season was capped by an incredible presence in the April 2022 NFL Draft. A total of nine MVFC players were drafted, setting an all-time high for the Conference (surpassing the previous-record total of five in 2021).

The original Gateway Conference was founded as a women's athletic organization in August 1982, following the dissolution of the Association of Intercollegiate Athletics for Women. In September of that year, Patty Viverito was named the first commissioner of the newly founded conference, a position she maintains today.

In July of 1992, the 10-team conference disbanded as its women's programs realigned with their men's teams in their respective conferences. The league assumed its new name on July 1, 1992, becoming the Gateway Football Conference, an NCAA FCS football league comprised of seven Midwest institutions.

The Gateway Conference football division was born on August 21, 1985, when the Gateway Conference President's Council voted to add an FCS football division for six of its members to the previously all-women's athletics organization. Founding members of the football division were Eastern Illinois, Illinois State, UNI, Southern Illinois, Southwest Missouri State (now Missouri State), and Western Illinois. The creation of the football division marked the first time in college annals that football was added to a women's conference. In June of 1986, Indiana State became the seventh member of the conference.

In the 38 years of the football division, league membership has been stable -- with minimal fluctuations since 1986. Eastern Illinois left the league to join the Ohio Valley Conference in 1996, while Youngstown State joined the conference in 1997 to return league membership to its original seven-member status. League membership reached what was then an all-time high of eight members for the start of the 2001 season with the addition of Western Kentucky. The Hilltoppers left the league after six years to join the Sun Belt (FBS). North Dakota State and South Dakota State joined for the start of the 2008 season, giving the league nine members for the first time. And the league expanded to 10 members in 2012 after the University of South Dakota was admitted. The University of North Dakota joined the MVFC for the start of the 2020 campaign to expand league membership to 11 institutions. Murray State University joined the league for the start of the 2023 football campaign, bringing league membership to an all-time high of 12 schools. Charter member Western Illinois will play its final MVFC season in 2023 as it has announced it will be joining the OVC for football in 2024.

Members of the MVFC (and initial year of membership) include Illinois State University (1985), Indiana State University (1986), Missouri State University (1985), Murray State University (2023), the University of North Dakota (2020), North Dakota State University (2008), the University of Northern Iowa (1985), the University of South Dakota (2012), South Dakota State University (2008), Southern Illinois University (1985), Western Illinois University (1985), and Youngstown State University (1997).

Six MVFC members also compete in the Missouri Valley Conference (Illinois State, Indiana State, Missouri State, Murray State, Northern Iowa, and Southern Illinois). Five league schools compete in the Summit League (North Dakota, North Dakota State, South Dakota, South Dakota State, and Western Illinois), while Youngstown

State competes in the Horizon League for its other sports.

## All-Time MVFC Champions

1985	UNI
1986	Eastern Illinois
1987	UNI
1988	Western Illinois
1989	Missouri State
1990	UNI*/Missouri State
1991	UNI
1992	UNI
1993	UNI
1994	UNI
1995	UNI*/Eastern Illinois
1996	UNI
1997	Western Illinois
1998	Western Illinois
1999	Illinois State
2000	Western Illinois
2001	UNI
2002	Western Illinois*/Western Kent.
2003	UNI*/Southern Illinois
2004	Southern Illinois
2005	UNI*/Southern Illinois/Youngstown
2006	Youngstown State
2007	UNI
2008	Southern Illinois*/UNI
2009	Southern Illinois
2010	UNI
2011	North Dakota State*/UNI
2012	North Dakota State
2013	North Dakota State
2014	North Dakota State*/Illinois State
2015	North Dakota State*/Illinois State
2016	North Dakota State/SDSU*
2017	North Dakota State
2018	North Dakota State
2019	North Dakota State
2020	SDSU*/Missouri St/North Dakota
2021	North Dakota State
2022	South Dakota State

\* Received automatic bid to the NCAA Playoffs

### TOTAL TITLES

16 -	UNI
10 -	North Dakota State
5 -	Southern Illinois
5 -	Western Illinois
3 -	Illinois State
3 -	Missouri State
3 -	South Dakota State
2 -	Youngstown State
2 -	Eastern Illinois
1 -	Western Kentucky
1 -	North Dakota

2023 MVFC Opponents Schedules



**Illinois State**  
 9.2 Dayton  
 9.9 at Western Illinois  
 9.16 at Eastern Illinois  
 9.23 Lindenwood  
 10.7 South Dakota St  
 10.14 Indiana St  
 10.21 at Youngstown St  
 10.28 UNI  
 11.4 at Missouri St  
 11.11 Murray St  
 11.18 at North Dakota  
 Bloomington, Ill.  
 En: 20,878  
 HC: Brock Spack

**Indiana State**  
 8.31 Eastern Illinois  
 9.8 at Indiana  
 9.16 at Ball St  
 9.30 at Murray St  
 10.7 UNI  
 10.14 at Illinois St  
**10.21 South Dakota**  
 10.28 at North Dakota  
 11.4 Youngstown St  
 11.11 Western Illinois  
 11.18 at Southern Illinois  
 Terre Haute, Ind.  
 En: 12,144  
 HC: Curt Mallory

**Missouri State**  
 9.1 at Kansas  
 9.9 at UT Martin  
 9.23 Utah Tech  
 9.30 at Southern Illinois  
 10.7 North Dakota St  
 10.14 at Western Illinois  
 10.21 Murray St  
 10.28 at Youngstown St  
 11.4 Illinois St  
 11.11 UNI  
 11.18 at South Dakota St  
 Springfield, Mo.  
 En: 26,001  
 HC: Ryan Beard

**North Dakota**  
 9.2 Drake  
 9.9 Northern Arizona  
 9.16 at Boise St  
 9.30 at South Dakota St  
 10.7 Western Illinois  
 10.14 North Dakota St  
 10.21 at UNI  
 10.28 Indiana St  
 11.4 at Murray St  
**11.11 at South Dakota**  
 11.18 Illinois St  
 Grand Forks, N.D.  
 En: 13,615  
 HC: Bubba Schweigert

**North Dakota State**  
 9.2 vs. E. Washington  
 9.9 Maine  
 9.16 Central Arkansas  
**9.30 South Dakota**  
 10.7 at Missouri St  
 10.14 at North Dakota  
 10.21 Western Illinois  
 10.28 Murray St  
 11.4 at South Dakota St  
 11.11 Southern Illinois  
 11.18 at UNI  
 Fargo, N.D.  
 En: 12,846  
 HC: Matt Entz



**South Dakota State**  
 8.31 Western Oregon  
 9.9 Montana St  
 9.16 vs. Drake  
 9.30 North Dakota  
 10.7 at Illinois St  
 10.14 UNI  
 10.21 at Southern Illinois  
**10.28 at South Dakota**  
 11.4 North Dakota St  
 11.11 at Youngstown St  
 11.18 Missouri St  
 Brookings, S.D.  
 En: 11,405  
 HC: Jimmy Rogers

**Southern Illinois**  
 9.2 Austin Peay  
 9.9 at Northern Illinois  
 9.16 at SE Missouri  
 9.30 Missouri St  
 10.7 at Youngstown St  
 10.14 at Murray St  
 10.21 South Dakota St  
 10.28 at Western Illinois  
**11.4 South Dakota**  
 11.11 at North Dakota St  
 11.18 Indiana St  
 Carbondale, Ill.  
 En: 11,366  
 HC: Nick Hill

**Northern Iowa**  
 9.2 at Iowa St  
 9.9 Weber St  
 9.16 at Idaho St  
 9.30 Youngstown St  
 10.7 at Indiana St  
 10.14 at South Dakota St  
 10.21 North Dakota  
 10.28 at Illinois St  
 11.4 Western Illinois  
 11.11 at Missouri St  
 11.18 North Dakota St  
 Cedar Falls, Iowa  
 En: 9,522  
 HC: Mark Farley

**Western Illinois**  
 9.2 at New Mexico St  
 9.9 Illinois St  
 9.16 Lindenwood  
 9.23 at Southern Utah  
 10.7 at North Dakota  
 10.14 Missouri St  
 10.21 at North Dakota St  
 10.28 Southern Illinois  
 11.4 at UNI  
 11.11 at Indiana St  
**11.18 South Dakota**  
 Macomb, Ill.  
 En: 7,490  
 HC: Myers Hendrickson

**Youngstown State**  
 8.31 Valparaiso  
 9.9 at Ohio St  
 9.16 Robert Morris  
 9.30 at UNI  
 10.7 Southern Illinois  
**10.14 at South Dakota**  
 10.21 Illinois St  
 10.28 Missouri St  
 11.4 at Indiana St  
 11.11 South Dakota St  
 11.18 at Murray St  
 Youngstown, Ohio  
 En: 12,756  
 HC: Doug Phillips



**Murray State**  
 9.2 Presbyterian  
 9.7 at Louisville  
 9.16 at Middle Tenn. St  
 9.30 Indiana St  
**10.7 at South Dakota**  
 10.14 Southern Illinois  
 10.21 at Missouri St  
 10.28 at North Dakota St  
 11.4 North Dakota  
 11.11 at Illinois St  
 11.18 Youngstown St

Murray, Ky.  
 En: 9,456  
 HC: Dean Hood

**Week-By-Week Schedule (2023 Schedule)****Thursday, Aug. 31**

Eastern Illinois at Indiana State, 5 p.m.  
 Valparaiso at Youngstown State, 6:30 p.m.  
 Western Oregon at South Dakota State, 7 p.m.  
 South Dakota at Missouri, 7 p.m.

**Saturday, Sept. 1**

Missouri State at Kansas, 7 p.m.

**Saturday, Sept. 2**

Dayton at Illinois State, Noon  
 UNI at Iowa State, 1 p.m.  
 Eastern Washington at North Dakota State, 2:30 p.m.  
 Drake at North Dakota, 3 p.m.  
 Austin Peay at Southern Illinois, 6 p.m.  
 Presbyterian at Murray State, 6 p.m.  
 Western Illinois at New Mexico State, 8 p.m.

**Thursday, Sept. 7**

Murray State at Louisville, 6:30 p.m.

**Friday, Sept. 8**

Indiana State at Indiana, 6 p.m.

**Saturday, Sept. 9**

Youngstown State at Ohio State, 11 a.m.  
 St. Thomas at South Dakota, 1 p.m.  
 Maine at North Dakota State, 2:30 p.m.  
 Southern Illinois at Northern Illinois, 2:30 p.m.  
 \*Illinois State at Western Illinois, 3 p.m.  
 Northern Arizona at North Dakota, 3 p.m.  
 Weber State at UNI, 4 p.m.  
 Missouri State at UT Martin, 6 p.m.  
 Montana State at South Dakota State, 6 p.m.

**Saturday, Sept. 16**

North Dakota at Boise State, 11 a.m.  
 Robert Morris at Youngstown State, 1 p.m.  
 Indiana State at Ball State, 1 p.m.  
 Lamar at South Dakota, 1 p.m.  
 Illinois State at Eastern Illinois, 2 p.m.  
 Central Arkansas at North Dakota State, 2:30 p.m.  
 South Dakota State at Drake, 2:30 p.m.  
 UNI at Idaho State, 5 p.m.  
 Linenwood at Western Illinois, 6 p.m.  
 Southern Illinois at Southeast Missouri State, 6 p.m.  
 Murray State at Middle Tennessee State, 6 p.m.

**Saturday, Sept. 23**

Lindenwood at Illinois State, Noon  
 Utah Tech at Missouri State, 2 p.m.  
 Western Illinois at Southern Utah, 7 p.m.

**Saturday, Sept. 30**

\*Youngstown State at UNI, 1 p.m.  
 \*South Dakota at North Dakota State, 1 p.m.  
 \*North Dakota at South Dakota State, 2 p.m.  
 \*Missouri State at Southern Illinois, 4 p.m.  
 \*Indiana State at Murray State, 6 p.m.

**Saturday, Oct. 7**

\*Western Illinois at North Dakota, 1 p.m.  
 \*North Dakota State at Missouri State, 2 p.m.  
 \*Murray State at South Dakota, 2 p.m.  
 \*Southern Illinois at Youngstown State, 5 p.m.  
 \*UNI at Indiana State, 6 p.m.  
 \*South Dakota State at Illinois State, 6 p.m.

**Saturday, Oct. 14**

\*North Dakota State at North Dakota, 1 p.m.  
 \*Youngstown State at South Dakota, 1 p.m.  
 \*Southern Illinois at Murray State, 2 p.m.  
 \*UNI at South Dakota State, 2 p.m.  
 \*Indiana State at Illinois State, 2 p.m.  
 \*Missouri State at Western Illinois, 3 p.m.

**Saturday, Oct. 21**

\*South Dakota at Indiana State, Noon  
 \*Illinois State at Youngstown State, 1 p.m.  
 \*South Dakota State at Southern Illinois, 2 p.m.  
 \*Murray State at Missouri State, 2 p.m.  
 \*Western Illinois at North Dakota State, 2:30 p.m.  
 \*North Dakota at UNI, 4 p.m.

**Saturday, Oct. 28**

\*UNI at Illinois State, Noon  
 \*South Dakota State at South Dakota, 1 p.m.  
 \*Indiana State at North Dakota, 1 p.m.  
 \*Southern Illinois at Western Illinois, 1 p.m.  
 \*Missouri State at Youngstown State, 1 p.m.  
 \*Murray State at North Dakota State, 2:30 p.m.

**Saturday, Nov. 4**

\*Youngstown State at Indiana State, Noon  
 \*South Dakota at Southern Illinois, 1 p.m.  
 \*North Dakota at Murray State, 1 p.m.  
 \*Western Illinois at UNI, 1 p.m.  
 \*North Dakota State at South Dakota State, 2 p.m.  
 \*Illinois State at Missouri State, 2 p.m.

**Saturday, Nov. 11**

\*Murray State at Illinois State, 11 a.m.  
 \*South Dakota State at Youngstown State, 11 a.m.  
 \*North Dakota at South Dakota, Noon  
 \*Western Illinois at Indiana State, Noon  
 \*Southern Illinois at North Dakota State, 2:30 p.m.  
 \*UNI at Missouri State, 2 p.m.

**Saturday, Nov. 18**

\*Indiana State at Southern Illinois, 1 p.m.  
 \*South Dakota at Western Illinois, 1 p.m.  
 \*Youngstown State at Murray State, 1 p.m.  
 \*Illinois State at North Dakota, 1 p.m.  
 \*Missouri State at South Dakota State, 2 p.m.  
 \*North Dakota State at UNI, 4 p.m.

\*denotes conference game

All times Central

Playoffs begin with opening-round games Nov. 25

2022 Final MVFC Team Statistics

SCORING OFFENSE table with columns: G, TD, FG, XP, 2XP, DXP, Saf, Pts, Avg. Rows include North Dakota State, South Dakota State, UNI, North Dakota, Youngstown State, Southern Illinois, Missouri State, Illinois State, South Dakota, Indiana State, Western Illinois.

SCORING DEFENSE table with columns: G, TD, FG, XP, 2XP, DXP, Saf, Pts, Avg. Rows include South Dakota State, North Dakota State, Illinois State, Youngstown State, UNI, Southern Illinois, Missouri State, South Dakota, North Dakota, Indiana State, Western Illinois.

TOTAL OFFENSE table with columns: G, Rush, Pass, Plays, Yds, Avg/P, TD, Yds/G. Rows include UNI, North Dakota State, Youngstown State, Southern Illinois, South Dakota State, North Dakota, Missouri State, Indiana State, Illinois State, South Dakota, Western Illinois.

TOTAL DEFENSE table with columns: G, Rush, Pass, Plays, Yds, Avg/P, TD, Yds/G. Rows include South Dakota State, Illinois State, North Dakota State, Southern Illinois, Youngstown State, UNI, Indiana State, North Dakota, South Dakota, Missouri State, Western Illinois.

RUSHING OFFENSE table with columns: G, Att, Yds, Avg, TD, Yds/G. Rows include North Dakota State, Youngstown State, South Dakota State, UNI, North Dakota, Indiana State, South Dakota, Southern Illinois, Missouri State, Illinois State, Western Illinois.

RUSHING DEFENSE table with columns: G, Att, Yds, Avg, TD, Yds/G. Rows include South Dakota State, Southern Illinois, Youngstown State, Illinois State, UNI, Missouri State, North Dakota State, North Dakota, Indiana State, South Dakota, Western Illinois.

PASSING OFFENSE table with columns: G, Cmp, Att, Int, Pct, Yds, Avg, TD, Yds/G. Rows include UNI, Southern Illinois, Missouri State, North Dakota, South Dakota State, Youngstown State, Western Illinois, Illinois State, Indiana State, South Dakota, North Dakota State.

PASSING DEFENSE table with columns: G, Cmp, Att, Int, Pct, Yds, Avg, TD, Yds/G. Rows include Illinois State, North Dakota State, South Dakota State, South Dakota, Indiana State, North Dakota, Western Illinois, UNI, Youngstown State, Southern Illinois, Missouri State.

PASS EFFICIENCY table with columns: G, Cmp, Att, Int, Pct, Yds, TD, Effic. Rows include UNI, South Dakota State, Southern Illinois, North Dakota State, North Dakota, Missouri State, Youngstown State, South Dakota, Illinois State, Indiana State, Western Illinois.

PASS DEF. EFFICIENCY table with columns: G, Cmp, Att, Int, Pct, Yds, TD, Effic. Rows include South Dakota State, North Dakota State, Illinois State, Youngstown State, UNI, Indiana State, Southern Illinois, Missouri State, South Dakota, Western Illinois, North Dakota.

KICKOFF RETURNS table with columns: G, Ret, Yds, TD, Avg. Rows include North Dakota, Youngstown State, South Dakota, Illinois State, Missouri State, Western Illinois, North Dakota State, Southern Illinois, Indiana State, UNI, South Dakota State.

PUNT RETURNS table with columns: G, Ret, Yds, TD, Avg. Rows include North Dakota, South Dakota, North Dakota State, Missouri State, South Dakota State, Indiana State, Western Illinois, UNI, Youngstown State, Illinois State, Southern Illinois.

PUNTING table with columns: G, No, Yds, Avg/P, PR, Avg, TB, Net/P. Rows include South Dakota, Missouri State, North Dakota State, Indiana State, South Dakota State, Southern Illinois, Illinois State, Youngstown State, Western Illinois, North Dakota, UNI.

TURNOVER MARGIN table with columns: G, Fum, Int, Tot, Lost, Mar, Per/G. Rows include South Dakota State, North Dakota State, Youngstown State, UNI, Missouri State, Illinois State, Southern Illinois, South Dakota, North Dakota, Indiana State, Western Illinois.

3RD-DOWN PCT. table with columns: G, Conv, Att, Pct. Rows include UNI, North Dakota State, South Dakota State, North Dakota, Southern Illinois, Illinois State, Missouri State, Youngstown State, South Dakota, Indiana State, Western Illinois.

OPP 3RD-DOWN PCT table with columns: G, Conv, Att, Pct. Rows include South Dakota State, Illinois State, Missouri State, Southern Illinois, Youngstown State, North Dakota State, South Dakota, Western Illinois, UNI, Indiana State, North Dakota.

4TH-DOWN PCT. table with columns: G, Conv, Att, Pct. Rows include Southern Illinois, South Dakota State, North Dakota, Missouri State, Illinois State, UNI, North Dakota State, Indiana State, Youngstown State, Western Illinois, South Dakota.

SACKS table with columns: G, Sacks, Avg/G. Rows include Illinois State, Southern Illinois, Youngstown State, South Dakota State, North Dakota State, Indiana State, North Dakota, South Dakota, Missouri State, Western Illinois, UNI.

SACKS AGAINST table with columns: G, Sacks, Yds. Rows include North Dakota State, South Dakota State, Youngstown State, UNI, North Dakota, Illinois State, Southern Illinois, Indiana State, Western Illinois, South Dakota, Missouri State.

PENALTIES table with columns: G, No, Yds, Avg/G. Rows include Western Illinois, Illinois State, Indiana State, North Dakota, UNI, South Dakota State, North Dakota State, South Dakota, Youngstown State, Southern Illinois, Missouri State.

FIELD GOALS table with columns: G, Made-Att, Pct. Rows include UNI, North Dakota State, Western Illinois, Missouri State, Youngstown State, South Dakota State, North Dakota, South Dakota, Youngstown State, Southern Illinois, Indiana State.

2022 Final MVFC Individual Statistics

RUSHING G Att Yds Avg TD Lg Yds/G
McLaughlin, Jaleel-YSU 11 227 1588 7.0 13 68 144.3
Davis, Isaiah-SDSU 14 249 1451 5.8 15 47 103.6

PASSING G Cmp Att Int Pct Yds TD Avg/G
Day, Theo-UNI 11 210 323 6 650 3121 26 283.7
Baker, Nic-SIU 11 239 347 7 688 2750 20 250.0

PASSING EFFICIENCY G Cmp Att Int Pct Yds TD Effic.
Day, Theo-UNI 11 210 323 6 650 3121 26 169.0
Gronowski, Mark-SDSU 15 232 356 5 651 2966 26 156.4

RECEIVING YARDS G Rec Yds TD Lg Avg/C Yds/G
Brantley, Naseim-WIU 10 53 893 9 56 16.8 89.3
Oliver, Bryce-YSU 11 59 821 10 57 13.9 74.6

RECEPTIONS G Rec Yds TD Lg Avg/G Rec/G
Oliver, Bryce-YSU 11 59 821 10 57 74.6 5.3
Brantley, Naseim-WIU 10 53 893 9 56 89.3 5.3

TOTAL OFFENSE G Rush Pass Plays Total Yds/G
McLaughlin, Jaleel-YSU 11 66 3131 393 3187 289.7
Baker, Nic-SIU 11 77 2750 425 2827 257.0

ALL PURPOSE G Rush Rcv PR KR Yds Avg/G
McLaughlin, Jaleel-YSU 11 1588 300 0 0 1888 171.6
Davis, Isaiah-SDSU 14 1451 173 0 0 1624 116.0

SCORING G TD XPT FG 2XP Pts Pts/G
McLaughlin, Jaleel-YSU 11 15 0 0 0 90 8.1
Cook, Matthew-UNI 11 0 14 45 0 87 7.9

SCORING (TDs) G TD Run Rec Ret Pts Pts/G
McLaughlin, Jaleel-YSU 11 15 13 2 0 90 8.1
Luepke, Hunter-NDSU 10 13 9 4 0 78 7.8

INTERCEPTIONS G Int Yds TD Int/G
Harden, Myles-USD 6 3 0 0 0.50
Governor, Woo-UNI 11 4 127 2 0.36

TACKLES G Solo Ast Total Avg/G Sack
Hillis, Steven-USD 11 57 58 115 10.4 4.0
Vandenburgh, Zeke-ILST 10 51 49 100 10.0 14.0

SACKS G Solo Ast Total Yds Avg/G
Vandenburgh, Zeke, ILST 10 13 2 14.0 104 1.40
Hagarty, Richie-SIU 10 6 1 6.5 45 0.65

TACKLES FOR LOSS G Solo Ast Yds Total Avg/G
Vandenburgh, Zeke-ILST 10 19 4 120 21.0 2.10
Waege, Spencer-NDSU 15 14 7 87 17.5 1.17

FUMBLES FORCED G Num Avg/G
Harden, Myles-USD 6 4 0.66
Delacruz, Juan-WIU 11 3 0.27

FUMBLES RECOVERED G Num Avg/G
Ellis, Kevin-MSU 11 3 0.27
Crandall, Ryan-WIU 8 2 0.25

PASSES DEFENDED G Brup Int Total Avg/G
Harden, Myles-USD 6 6 3 9 1.50
Cole, Rylan-INST 11 8 3 11 1.00

PUNTING G Punts Yds Lg Avg
Pettinger, Noah-UNI 8 16 686 52 42.9
Dustman, Hunter-SDSU 15 52 2213 55 42.6

FIELD GOALS G FG FGA Pct FG/G
McFadden, Colt-YSU 11 16 22 72.7 1.5
Cook, Matthew-UNI 11 14 17 82.4 1.3

SCORING BY KICKING G PATs FGs Pts Pts/G
Cook, Matthew-UNI 11 45-45 14-17 87 7.91
Dustman, Hunter-SDSU 15 59-59 18-25 113 7.53

RECEIVING TDs G Rec Yds TD Lg Avg/C Yds/G
Brantley, Naseim-WIU 10 53 893 9 56 16.8 89.3
Oliver, Bryce-YSU 11 59 821 10 57 13.9 74.6

RECEPTIONS TDs G Rec Yds TD Lg Avg/G Rec/G
Oliver, Bryce-YSU 11 59 821 10 57 74.6 5.3
Brantley, Naseim-WIU 10 53 893 9 56 89.3 5.3

TOTAL OFFENSE TDs G Rush Pass Plays Total Yds/G
McLaughlin, Jaleel-YSU 11 66 3131 393 3187 289.7
Baker, Nic-SIU 11 77 2750 425 2827 257.0

ALL PURPOSE TDs G Rush Rcv PR KR Yds Avg/G
McLaughlin, Jaleel-YSU 11 1588 300 0 0 1888 171.6
Davis, Isaiah-SDSU 14 1451 173 0 0 1624 116.0

SCORING TDs G TD XPT FG 2XP Pts Pts/G
McLaughlin, Jaleel-YSU 11 15 0 0 0 90 8.1
Cook, Matthew-UNI 11 0 14 45 0 87 7.9

2022 MVFC Individual Honors

All-Missouri Valley Football Conference

First Team

QB	Jason Shelley	Missouri State	R-Jr.
QB	Theo Day	Northern Iowa	R-Jr.
RB	Isaiah Davis	South Dakota State	Jr.
RB	Jaleel McLaughlin	Youngstown State	Sr.
FB	Hunter Luepke	North Dakota State	Sr.
WR	Naseim Brantley	Western Illinois	Jr.
WR	Dante Hendrix	Indiana State	R-Sr.
WR	Bryce Oliver	Youngstown State	Jr.
TE	Tucker Kraft	South Dakota State	Jr.
OL	Drew Bones	Illinois State	Sr.
OL	Garret Greenfield	South Dakota State	Sr.
OL	Nash Jensen	North Dakota State	Sr.
OL	Cody Mauch	North Dakota State	Sr.
OL	Mason McCormick	South Dakota State	Sr.
DL	Richie Hagarty	Southern Illinois	So.
DL	Caleb Sanders	South Dakota State	Sr.
DL	Spencer Waega	North Dakota State	Sr.
DL	Reece Winkelman	South Dakota State	Sr.
LB	Adam Bock	South Dakota State	Jr.
<b>LB</b>	<b>Stephen Hillis</b>	<b>South Dakota</b>	<b>Jr.</b>
LB	James Kaczor	North Dakota State	Sr.
LB	Zeke Vandenburg	Illinois State	Sr.
DB	Montrae Braswell	Missouri State	Jr.
DB	Dyshawn Gales	South Dakota State	Sr.
DB	Benny Sapp III	Northern Iowa	Sr.
DB	Michael Tutsie	North Dakota State	Sr.
DB	Dawson Weber	North Dakota State	Sr.
P	Grant Burkett	Missouri State	So.
PK	Matthew Cook	Northern Iowa	Jr.
<b>DS</b>	<b>Dalton Godfrey</b>	<b>South Dakota</b>	<b>Sr.</b>
RS	Montrae Braswell	Missouri State	Jr.
AP	Hunter Luepke	North Dakota State	Sr.

Second Team

QB	Mark Gronowski	South Dakota State	So.
RB	Justin Dinka	Indiana State	R-So.
RB	Tyler Hoosman	North Dakota	Gr.
FB	Jacob Garrett	Southern Illinois	Jr.
WR	Bo Belquist	North Dakota	Jr.
WR	Avante Cox	Southern Illinois	Sr.
WR	Jaxon Janke	South Dakota State	Sr.
TE	Zach Heins	South Dakota State	Sr.
OL	Landon Bebee	Missouri State	Jr.
<b>OL</b>	<b>Alex Jensen</b>	<b>South Dakota</b>	<b>Sr.</b>
OL	Mike McAllister	Youngstown State	Sr.
OL	Erik Sorensen	Northern Iowa	R-Sr.
OL	Donny Ventrelli	North Dakota	Sr.
DL	Khristian Boyd	Northern Iowa	R-Jr.
DL	Kevin Ellis	Missouri State	Sr.
DL	Ben McNaboe	North Dakota	Jr.
DL	Dylan Wudke	Youngstown State	So.
LB	Branson Combs	Southern Illinois	So.
LB	Spencer Cuvelier	Northern Iowa	R-Sr.
LB	Ferrin Manuleleua	Missouri State	Sr.
<b>LB</b>	<b>Brock Mogensen</b>	<b>South Dakota</b>	<b>Jr.</b>
LB	Korby Sander	Northern Iowa	Gr.
DB	Rylan Cole	Indiana State	So.
DB	Woo Governor	Northern Iowa	Jr.
<b>DB</b>	<b>Myles Harden</b>	<b>South Dakota</b>	<b>So.</b>
DB	PJ Jules	Southern Illinois	Jr.
DB	C.J. Siegel	North Dakota	Sr.
P	John Bickle	South Dakota	Sr.
PK	Colt McFadden	Youngstown State	Sr.
DS	Hunter Brozio	North Dakota State	Jr.
RS	Jadon Janke	South Dakota State	Sr.
AP	Javon Williams Jr.	Southern Illinois	Jr.

Honorable Mention

ILST: LB Z. Vandenburg, OL T. Georgie, P J. Bohlken, RB C. Mueller • ILST: DB D. Lamont; FB B. Deming; TE T. Taula • INST: DL L. Hunter, OL J. Vazquez IV, WR H. Van Dyne • MSU: DB K. McDonald, DS C. Bolz, PK J. Pizano, WR T. Scott • UND: LB D. Krzanowski, P C. Peterson, QB T. Schuster • NDSU: DL W. Mostaert, RB T. Williams, RS J. Price • UNI: LB B. Flater, OL J. Peine, WR S. Schnee • **USD: AP Carter Bell, OL Isaac Erbes, RB Travis Theis, WR/RS Wesley Eliodor** • SDSU: DB D. Beanum, LB J. Freeman, P H. Dustman, WR J. Janke • SIU: OL B. Branyan, QB N. Baker, WR D. Cox • WIU: DB T. Limehouse, LB J. Delacruz, PK M. Laramie • YSU: DL C. Fitzgerald, DL J. Jackson, OL J. Williams

All-Academic Team

First Team

QB	Zack Annexstad, ILST
LB	Adam Bock, SDSU
TE	Bryson Deming, ILST
FB	Jacob Garrett, SIU
<b>DS</b>	<b>Dalton Godfrey, USD</b>
QB	Mark Gronowski, SDSU
WR	Dante Hendrix, INST
RB	Tyler Hoosman, UND
<b>LT</b>	<b>Alex Jensen, USD</b>
LB	James Kaczor, NDSU
LB	Zeke Vandenburg, ILST
DE	Reece Winkelman, SDSU

Second Team

QB	Nic Baker, SIU
WR	Canyon Bauer, SDSU
WR	Dakota Caton, INST
LB	Spencer Cuvelier, UNI
WR	Jaxon Janke, SDSU
PK	Colt McFadden, YSU
DL	Ben McNaboe, UND
OL	David Metzler, YSU
DT	Will Mostaert, NDSU
P	Cade Peterson, UND
QB	Tommy Schuster, UND
LB	Luke Weerts, NDSU
LB	Caden White, UND
TE	Adam Zavalney, UND

Honorable Mention

**USD: QB Carson Camp; LB Brock Mogensen**

All-Newcomer Team

Offense

QB	Zack Annexstad, ILST
<b>QB</b>	<b>Aidan Bouman, USD</b>
WR	Naseim Brantley, WIU
OL	Brayden Bryant, UND
QB	Cade Chambers, INST
WR	D'Ante' Cox, SIU
WR	Desmond Hutson, UNI
<b>RB</b>	<b>Shomari Lawrence, USD</b>
OL	John O'Brian, SDSU
WR	Max Tomczak, YSU
RB	Jacardia Wright, MSU
RB	Wenkers Wright, ILST

Defense

DE	Cordarius Bailey, UNI
<b>P</b>	<b>John Bickle, USD</b>
DT	Jaxon Duttonhefer, NDSU
LB	Jason Freeman, SDSU
LB	Chris Harris, SIU
LB	Logan Kopp, NDSU
DB	Deandre Lamont, ILST
S/LB	Tucker Large, SDSU
DE	Kole Menz, NDSU
DB	Edmund Ocansey, UND
LB	Garret Ollendieck, INST
P	Noah Pettinger, UNI
<b>DE</b>	<b>Michael Scott, USD</b>

Players of the Week

**Sept. 4:** Jaleel McLaughlin, YSU (Off.); Adam Bock, SDSU & Ryan Cole, INST (Def.); Ryan O'Grady & Montrae Braswell (ST); Naseim Brantley, WIU; Cody Mauch, NDSU (OL)  
**Sept. 11:** Jason Shelley, MSU (Off.); Zeke Vandenburg, ILST (Def.); Jalen Carr, ILST (ST); Jacardia Wright, MSU (NC); Erik Sorensen, UNI (OL)  
**Sept. 18:** Jason Shelley, MSU & Nic Baker, SIU (Off.); Zeke Vandenburg, ILST (Def.); Cade Peterson, UND (ST); Zack Annexstad, ILST (NC); **Alex Jensen, USD (OL)**  
**Sept. 25:** Mark Gronowski, SDSU (Off.); Woo Governor, UNI (Def.); Griffin Crosa, NDSU (ST); Dillon Thomas, MSU (NC); Cody Mauch, NDSU (OL)  
**Oct. 2:** Isaiah Davis, SDSU (Off.); Zeke Vandenburg, ILST (Def.); Brady Stevens, UND (ST); D'Ante' Cox, SIU (NC); Mason McCormick, SDSU (OL)  
**Oct. 9:** Javon Williams Jr., SIU (Off.); Rylan Cole, INST (Def.); Will Mostaert, NDSU (ST); Cole Davis, UND & Ian Wagner, ILST; (NC); Drew Bones, ILST (OL)  
**Oct. 16:** Nic Baker, SIU (Off.); **Stephen Hillis, USD (Def.)**; Hunter Dustman, SDSU (ST); Cade Chambers, INST (NC); Justin Peine, UNI (OL)  
**Oct. 23:** Mark Gronowski, SDSU & Dom Williams, UNI (Off.); **Cameron Tisdale, USD (Def.)**; Colt McFadden, YSU (ST); Zack Annexstad, ILST (NC); Erik Sorensen, UNI (OL)  
**Oct. 30:** Nic Baker, SIU (Off.); Dylan Wudke, YSU (Def.); Jose Pizano, MSU (ST); Desmond Hutson, UNI (NC); Matthew Vanderslice, UNI (OL)  
**Nov. 7:** TaMerik Williams, NDSU (Off.); Alex Howard, YSU (Def.); Hunter Dustman, SDSU (ST); **Aidan Bouman, USD (NC)**; Donny Ventrelli, UND (OL)  
**Nov. 14:** Jaleel McLaughlin, YSU & Tommy Schuster, UND (Off.); James Kaczor, NDSU (Def.); Montrae Braswell, MSU (ST); Malachi McNeal, UND (NC); Keagen Trost, INST (OL)  
**Nov. 21:** Theo Day, UNI & Cam Miller, NDSU (Off.); Zeke Vandenburg, ILST; DJ Hart, NDSU (ST); Garret Ollendieck, INST (NC); Nash Jensen, NDSU (OL)

Off. - Offensive Player of the Week  
 Def. - Defensive Player of the Week  
 ST - Special Teams Player of the Week  
 NC - Newcomer of the Week  
 OL - Offensive Lineman of the Week

MVFC Individual Honors

Offensive Player of the Year:  
 Jaleel McLaughlin (RB), YSU  
 Defensive Player of the Year:  
 Zeke Vandenburg, ILST  
 Coach of the Year:  
 John Stiegelmeier, SDSU  
 Newcomer of the Year:  
 Naseim Brantley, WIU  
 Freshman of the Year:  
 Cade Chambers, INST

**All-Time South Dakota MVFC Honors (2012-pres.)**

**Players of the Year**

**2013**  
Tyler Starr, LB..... Defensive Player of the Year

**2015**  
Andrew Van Ginkel, DE..... Freshman of the Year

**2016**  
Chris Streveler, QB..... Newcomer of the Year

**2017**  
Chris Streveler, QB..... Offensive Player of the Year

**All-MVFC Selections**

**2012**  
Tyler Starr, LB..... Second Team  
Will Powell, WR..... Second Team

**2013**  
Tyler Starr, LB..... First Team

**2015**  
Andrew Van Ginkel, DE..... First Team  
Miles Bergner, PK..... Second Team

**2016**  
Miles Bergner, PK & P..... First Team  
Chris Streveler, QB..... Second Team  
Jet Moreland, LB..... Second Team

**2017**  
Chris Streveler, QB..... First Team  
Stetson Dagel, OL..... First Team  
Darin Greenfield, DL..... First Team  
Brandon Godsey, LS..... Second Team  
Andrew Gray, DB..... Second Team

**2018**  
Darin Greenfield, DL..... First Team  
Dakarai Allen, WR..... Second Team  
Andrew Gray, DB..... Second Team

**2019**  
Brady Schutt, P..... First Team  
Austin Simmons, QB..... Second Team  
Darin Greenfield, DE..... Second Team  
Jack Cochrane, LB..... Second Team  
Caleb Vander Esch, WR..... Second Team  
Brett Samson, TE..... Second Team

**2020-21**  
Caleb Vander Esch, WR..... Second Team  
Brock Mogensen, LB..... Second Team  
Brady Schutt, P..... Second Team  
Dalton Godfrey, LS..... Second Team

**2021**  
Jack Cochrane, LB..... First Team  
Dalton Godfrey, LS..... First Team  
Alex Jensen, OL..... Second Team  
Elijah Reed, DB..... Second Team  
Brady Schutt, P..... Second Team

**2022**  
Dalton Godfrey, LS..... First Team  
Stephen Hillis, LB..... First Team  
Alex Jensen, OL..... Second Team  
Brock Mogensen, LB..... Second Team  
Myles Harden, CB..... Second Team  
John Bickle, P..... Second Team

**All-Newcomer Team**

**2012**  
Jasper Sanders, RB/KR..... Junior

**2013**  
Trevor Bouma, RB..... Freshman  
Riley Donovan, WR..... Freshman  
Jarrid Bryant, DB..... Senior  
Auston Johnson, LB..... Junior

**2014**  
Eric Shufford, WR..... Junior

**2015**  
Andrew Van Ginkel, DE..... Freshman  
Michael Fredrick, RB..... Freshman

**2016**  
Chris Streveler, QB..... Junior  
Alonge Brooks, WR..... Junior

**2017**  
Kody Case, WR/RS..... Freshman  
Tyler Ciurej, OL..... Freshman  
Mason Scheidegger, OL..... Freshman  
Nathan Schultz, DL..... Freshman  
Brady Schutt, P..... Freshman

**2018**  
Cameron Tisdale, CB..... Freshman

**2019**  
Jakari Starling, LB..... Redshirt Freshman

**2020-21**  
Carson Camp, QB..... Freshman  
Myles Harden, CB..... Freshman

**2021**  
Nate Thomas, RB..... Freshman  
Nick Gaes, DL..... Redshirt Freshman  
Josiah Ganues, DB..... Freshman

**2022**  
Michael Scott, OLB..... Senior  
Shomari Lawrence, RB..... Redshirt Freshman  
Aidan Bouman, QB..... Redshirt Freshman  
John Bickle, P..... Senior

**All-Academic Team**

**2012**  
Will Powell, WR..... Second Team  
Kevin Robb, PK..... Second Team  
Tim Marlette, LB..... Honorable Mention  
Jordan Eaton, DL..... Honorable Mention  
Josh Vander Maten, QB..... Honorable Mention

**2013**  
Josh Vander Maten, QB/WR..... Second Team

**2015**  
Miles Bergner, PK/P..... Second Team

**2016**  
Miles Bergner, PK/P..... Second Team

**2017**  
Chris Streveler, QB..... Second Team

**2018**  
Jack Cochrane, LB..... First Team

**2019**  
Jack Cochrane, LB..... First Team  
Austin Simmons, QB..... Second Team  
Connor Herrmann, TE..... Second Team  
Brady Schutt, P..... Second Team

**2020-21**  
Jack Cochrane, LB..... First Team  
Brady Schutt, P..... First Team  
Caleb Vander Esch, WR..... First Team  
Dalton Godfrey, LS..... Second Team

**2021**  
Jack Cochrane, LB..... First Team (AOTY)  
Dalton Godfrey, LS..... First Team  
Brady Schutt, P..... First Team  
Alex Jensen, OL..... Second Team  
Caleb Vander Esch, WR..... Second Team

**2022**  
Dalton Godfrey, LS..... First Team  
Alex Jensen, OL..... First Team

## All-Time South Dakota MVFC Honors (2012-pres.)

### Valley Players of the Week

#### 2013

Miles Bergner, P/K, Special Teams ..... Aug. 31  
 Miles Bergner, P/K, Special Teams ..... Oct. 5  
 Trevor Bouma, RB, Newcomer ..... Oct. 12  
 Kevin Earl, QB, Offensive ..... Oct. 19  
 Riley Donovan, WR, Newcomer ..... Oct. 19  
 Matt Huffer, OT, Offensive Lineman ..... Nov. 9

#### 2014

Drew Iddings, DL, Defensive ..... Sept. 21  
 Nile Banks, OG, Offensive Lineman ..... Sept. 22

#### 2015

Trevor Bouma, RB, Offensive ..... Sept. 12  
 Miles Bergner, P/K, Special Teams ..... Sept. 12  
 Derek Chancellor, OT, Offensive Lineman ..... Sept. 19  
 Ryan Saeger, QB, Offensive ..... Oct. 17  
 Miles Bergner, P/K, Special Teams ..... Oct. 17  
 Andrew Van Ginkel, DE, Defensive ..... Nov. 7  
 Miles Bergner, P/K, Special Teams ..... Nov. 14

#### 2016

Miles Bergner, P/K, Special Teams ..... Sept. 10  
 Chris Streveler, QB, Offensive/Newcomer ..... Sept. 10  
 Chris Streveler, QB, Newcomer ..... Oct. 8  
 Miles Bergner, P/K, Special Teams ..... Oct. 15  
 Miles Bergner, P/K, Special Teams ..... Oct. 22  
 Austin Simmons, QB, Newcomer ..... Oct. 22  
 Chris Streveler, QB, Newcomer ..... Oct. 29  
 Miles Bergner, P/K, Special Teams ..... Nov. 19

#### 2017

Chris Streveler, QB, Offensive ..... Sept. 2  
 Brady Schutt, P, Special Teams ..... Sept. 2  
 Chris Streveler, QB, Offensive ..... Sept. 9  
 Nick Jensen, LT, Offensive Lineman ..... Sept. 9  
 Darin Greenfield, DE, Defensive ..... Oct. 7  
 Ryan Weese, PK, Special Teams ..... Oct. 7  
 Chris Streveler, QB, Offensive ..... Oct. 14

#### 2018

Alex Gray, LB, Defensive ..... Sept. 1  
 Darin Greenfield, DE, Defensive ..... Sept. 8  
 Austin Simmons, QB, Offensive ..... Sept. 8  
 Andrew Gray, S, Defensive ..... Sept. 29  
 Andrew Gray, S, Defensive ..... Oct. 6  
 Brady Schutt, P, Special Teams ..... Nov. 10

#### 2019

Austin Simmons, QB, Offensive ..... Sept. 14  
 Austin Simmons, QB, Offensive ..... Oct. 5  
 Isaac Erbes, RT, Offensive Lineman ..... Oct. 5  
 Austin Simmons, QB, Offensive ..... Nov. 9  
 Alex Jensen, LT, Offensive Lineman ..... Nov. 9  
 Dalton Godfrey, LS, Special Teams ..... Nov. 23

#### 2020-21

Brady Schutt, P, Special Teams ..... Feb. 27

#### 2021

Alex Jensen, LT, Offensive Lineman ..... Sept. 19  
 Nate Thomas, RB, Newcomer ..... Oct. 3  
 Jack Cochrane, LB, Defensive ..... Oct. 17  
 Nate Thomas, RB, Newcomer ..... Nov. 8  
 Jeremiah Webb, WR, Newcomer ..... Nov. 15

#### 2022

Alex Jensen, LT, Offensive Lineman ..... Sept. 17  
 Stephen Hillis, LB, Defensive ..... Oct. 15  
 Cameron Tisdale, CB, Defensive ..... Oct. 22  
 Aidan Bouman, QB, Newcomer ..... Nov. 5

## "THE CATCH"



Hail South Dakota. One in Vermillion. Whatever name Coyote fans give it, "it" was a 57-yard touchdown pass from South Dakota quarterback Carson Camp to Jeremiah Webb (2) on the final play of a 23-20 Coyote victory against South Dakota State on Nov. 13, 2021, inside the DakotaDome. The win propelled USD into the FCS playoffs for the second time. *Sports Illustrated* honored the program with its Play of the Year, and Camp and Webb accepted that award during a live broadcast at the Seminole Hard Rock Hotel and Casino in Hollywood, Florida, that December.

# COYOTE FOOTBALL




## HISTORICAL BEGINNINGS

The Coyotes played their first game in 1889 when the Coyotes played to a 6-6 tie with Agricultural College (SDSU), and then posted an 11-0 win over Yankton College. From 1889-1900, USD was 16-7-5, including a 6-5 win over Nebraska in 1899. Two years later, Ralph Norton became the Coyotes' first football coach. He was succeeded by A.H. Whittemore, who coached USD for 10 seasons (1902-09, 1920-21).

## 1912 TEAM

Rev. James Henderson's 1912 team had a 5-1 record, including a 10-0 win over Minnesota and a close 7-6 defeat to Michigan. Both schools are in the Big Ten, one of the top NCAA Division I football conferences in the country. The 1912 team is recognized as one of the greatest in South Dakota annals. The team defeated South Dakota State University, 73-6; blanked North Dakota, 44-0; and destroyed Creighton, 68-0.




## GENE VIDAL

Eugene Vidal of Madison was a star in the early days of Coyote football. Vidal gained notoriety as a pioneer in the aviation industry; but before doing that, he left his mark on athletics at USD and at West Point. He lettered in football, basketball, track and baseball at South Dakota. After graduation from USD in 1916, he became an All-American at West Point. In 1920, Vidal, the father of writer Gore Vidal, played professional football for the New York Giants and the Washington Redskins and later served in President Franklin Roosevelt's administration.

## DARWIN INMAN MEMORIAL STADIUM

Darwin Inman Memorial Stadium was constructed in the 1920s and hosted USD's first NCC football championship in 1927, the sixth-year of league competition. Darwin Inman Memorial Stadium was the home of Coyote football from 1924-78, and saw more than 130 USD victories on its grounds.



# A TRADITION OF WINNING




## NATIONAL RUNNER-UP

Led by coach Dave Tripplet, quarterback Scott Jones, running back James Hambrick, and a stout defensive front seven, the 1986 Coyotes' squad broke 23 school records and rolled to a program-record 11 wins, culminating with an appearance in the NCAA Division II championship game in Florence, Alabama.

## THE DAKOTADOME

One of the first multi-purpose domes in the nation, the DakotaDome has been the home of the Coyotes since the fall of 1979. The Dome hosts Coyote football, track and field, and swimming and diving events, and served as the home of Coyote basketball from 1979-2016. An ongoing \$26 million renovation that focuses primarily on the west side will include a new football locker room, office space and meeting rooms among other things.




## SIGNATURE WINS

Just three years into its Division I transition, South Dakota defeated Minnesota 41-38 in Minneapolis in the second week of the 2010 season. A year later, the Coyotes knocked off top-ranked and defending national champion Eastern Washington 30-17 inside the DakotaDome. In 2015, USD stunned North Dakota State 24-21 in Fargo, ending the Bison's 26-game home winning streak in Valley play.

## MISSOURI VALLEY ERA

South Dakota joined the Missouri Valley Football Conference ahead of the 2012 season. Founded in 1985, the MVFC has shaped itself into the nation's premier NCAA FCS conference. Six years later, the Coyotes rode a 6-0 start to reach the FCS playoffs for the first time. Led by MVFC Offensive Player of the Year Chris Streveler, the Coyotes reached as high as fourth in the national rankings and won on the road at Nicholls in their playoff debut to reach the second round. Streveler was named FCS Offensive Player of the Year and finished second in the voting for the Walter Payton Award.



Year-by-Year Results

**1889**  
 Yankton ..... W 11-0  
 South Dakota St ..... T 6-6  
**Total (1-0-1) ..... 17-6**

**1890: 4-1-1 (no scores available)**  
**No football between 1891-93**

**1894: 2-2-0 (no scores available)**  
**1895: 0-0-1 (no score available)**  
**No football between 1896-97**

**1898**  
**Coach B.H. Morrison**  
 Yankton ..... L 4-18  
 Morningside ..... T 0-0  
 Yankton ..... W 22-14  
**Total (1-1-1) ..... 26-32**

**1899**  
**Coach B.H. Morrison**  
 LeMars Crescent ..... W 5-0  
 Buena Vista ..... W 27-2  
 Iowa St ..... L 6-11  
 LeMars Crescent ..... W 16-0  
 Nebraska ..... W 6-5  
 UNI ..... T 0-0  
**Total (4-1-1) ..... 60-18**

**1900**  
**Coach Not Known**  
 Buena Vista ..... L 6-11  
 Sioux City Medics ..... W 23-0  
 Kansas ..... L 0-41  
 Morningside ..... W 29-6  
 South Dakota St ..... W 17-0  
 Lincoln Medics ..... W 6-0  
**Total (4-2) ..... 81-58**

**1901**  
**Coach Ralph Norton**  
 Morningside ..... W 28-0  
 Carleton ..... T 0-0  
 Dakota Wesleyan ..... W 26-0  
 Morningside ..... W 11-5  
 South Dakota St ..... W 22-0  
 UNI ..... L 6-10  
 South Dakota St ..... W 6-0  
 Lincoln Medics ..... W 18-0  
**Total (6-1-1) ..... 117-15**

**1902**  
**Coach A.H. Whittemore**  
 Sioux Falls ..... W 33-0  
 Yankton ..... W 40-0  
 S.D. Mines ..... W 23-0  
 Yankton ..... W 23-0  
 South Dakota St ..... W 10-0  
 Morningside ..... W 5-0  
 Omaha Medics ..... W 12-0  
 Omaha Medics ..... W 35-0  
 Missouri S&T ..... W 23-0  
**Total (9-0) ..... 204-0**

**1903**  
**Coach A.H. Whittemore**  
 Buena Vista ..... W 5-0  
 Creighton ..... L 0-10  
 Iowa St ..... L 0-23  
 North Dakota ..... L 0-6  
 11/10 at North Dakota St ..... L 0-22  
 Morningside ..... W 23-0  
 Nebraska ..... L 0-23  
**Total (2-5) ..... 28-84**

**1904**  
**Coach A.H. Whittemore**  
 Minnesota ..... L 0-77  
 Buena Vista ..... W 18-0  
 Doane ..... W 23-0  
 Dakota Wesleyan ..... T 6-6  
 South Dakota St ..... T 6-6  
 Creighton ..... L 5-12  
 Morningside ..... W 23-5  
 Omaha Medics ..... W 25-0  
**Total (4-2-2) ..... 106-106**

**1905**  
**Coach A.H. Whittemore**  
 Dakota Wesleyan ..... W 22-5  
 South Dakota St ..... W 17-0  
 Yankton ..... W 23-0  
 Nebraska ..... L 6-42  
 Creighton ..... W 22-0  
 Morningside ..... T 0-0  
**Total (4-1-1) ..... 90-47**

**1906**  
**Coach A.H. Whittemore**  
 Nebraska ..... L 0-4  
 Yankton ..... W 35-4  
 Iowa St ..... L 0-22  
 Dakota Wesleyan ..... W 11-4  
 South Dakota St ..... W 22-0  
**Total (3-2) ..... 68-34**

**1907**  
**Coach A.H. Whittemore**  
 Yankton ..... W 39-0  
 Nebraska ..... L 0-39  
 Dakota Wesleyan ..... W 17-5  
 Morningside ..... T 0-0  
 North Dakota St ..... L 0-54  
**Total (2-2-1) ..... 56-98**

**1908**  
**Coach A.H. Whittemore**  
 Yankton ..... W 6-0  
 Huron ..... W 10-0  
 Iowa St ..... L 0-26  
 North Dakota ..... W 10-4  
 Dakota Wesleyan ..... W 11-0  
 Morningside ..... W 21-0  
**Total (5-1) ..... 58-30**

**1909**  
**Coach A.H. Whittemore**  
 Nebraska ..... T 6-6  
 Yankton ..... W 39-0  
 Denver ..... L 0-10  
 Dakota Wesleyan ..... W 6-0  
**Total (2-1-1) ..... 51-16**

**1910**  
**Coach Joseph Pipal**  
 Minnesota ..... L 0-17  
 Nebraska ..... L 9-12  
 Nebraska Wesleyan ..... W 29-0  
 South Dakota St ..... W 33-0  
 Yankton ..... W 29-0  
 Morningside ..... W 19-0  
 Dakota Wesleyan ..... W 23-11  
**Total (5-2) ..... 142-40**

**1911**  
**Coach James Henderson**  
 Yankton ..... W 35-0  
 Minnesota ..... L 0-5  
 South Dakota St ..... W 15-6  
 Bellevue ..... W 45-0  
 Denver ..... W 10-0  
 Creighton ..... W 31-3  
 Dakota Wesleyan ..... W 3-0  
 Morningside ..... W 23-0  
**Total (7-1) ..... 162-14**

**1912**  
**Coach James Henderson**  
 Minnesota ..... W 10-0  
 Nebraska Wesleyan ..... W 39-0  
 South Dakota St ..... W 73-7  
 Michigan ..... L 6-7  
 North Dakota ..... W 44-0  
 Creighton ..... W 68-0  
**Total (5-1) ..... 240-14**

**1913**  
**Coach James Henderson**  
 Michigan St ..... L 7-19  
 Creighton ..... W 17-0  
 Minnesota ..... L 0-14  
 Nebraska Wesleyan ..... W 57-7  
 Notre Dame ..... L 7-20  
 Denver ..... W 42-0  
**Total (3-3) ..... 130-60**

**1914**  
**Coach Ion G. Cortright**  
 South Dakota St ..... W 12-0  
 Nebraska ..... T 0-0  
 Minnesota ..... L 7-29  
 North Dakota ..... W 30-3  
 Morningside ..... W 20-3  
 Yankton ..... W 33-3  
 Creighton ..... W 9-7  
 Notre Dame ..... L 0-33  
**Total (5-2-1) ..... 111-78**

**1915**  
**Coach Ion G. Cortright**  
 Montana ..... W 10-7  
 Minnesota ..... L 0-19  
 Dakota Wesleyan ..... W 23-7  
 Notre Dame ..... L 0-6  
 South Dakota St ..... W 7-0  
 North Dakota ..... T 0-0  
 Yankton ..... W 46-0  
 Creighton ..... T 0-0  
**Total (4-2-2) ..... 86-39**

**1916**  
**Coach Blaine McKusick**  
 Montana ..... L 0-11  
 Dakota Wesleyan ..... W 55-0  
 Minnesota ..... L 0-81  
 Michigan St ..... T 3-3  
 Notre Dame ..... L 0-21  
 Morningside ..... T 0-0  
 Creighton ..... L 13-20  
 North Dakota ..... L 0-20  
**Total (1-5-2) ..... 71-156**

**1917**  
**Coach Blaine McKusick**  
 North Dakota ..... W 19-0  
 Creighton ..... W 7-0  
 Notre Dame ..... L 0-44  
 Iowa ..... L 0-35  
 Morningside ..... L 7-14  
**Total (2-3) ..... 33-93**

**1918**  
**Coach John Stewart**  
 Morningside ..... L 0-7  
 Creighton ..... L 0-13  
 Dakota Wesleyan ..... W 33-0  
**Total (1-2) ..... 33-20**

**1919**  
**Coach John Stewart**  
 Creighton ..... L 0-12  
 North Dakota ..... L 0-13  
 Morningside ..... W 13-3  
 Iowa ..... L 14-26  
 Michigan St ..... L 0-13  
 11/15 Drake ..... W 6-3  
 South Dakota St ..... L 6-13  
 Valparaiso ..... L 0-12  
**Total (2-6) ..... 39-95**

**1920**  
**Coach A.H. Whittemore**  
 Sioux Falls ..... W 64-0  
 Dakota Wesleyan ..... W 24-0  
 Nebraska ..... L 0-20  
 Morningside ..... L 3-6  
 North Dakota ..... T 7-7  
 South Dakota St ..... W 7-3  
 Creighton ..... W 16-7  
**Total (4-2-1) ..... 121-43**

**1921**  
**Coach A.H. Whittemore**  
 Yankton ..... W 28-0  
 Illinois ..... L 0-52  
 Dakota Wesleyan ..... W 7-0  
 North Dakota ..... L 0-21  
 Michigan St ..... L 0-14  
 Creighton ..... L 0-19  
 South Dakota St ..... L 0-9  
**Total (2-5) ..... 35-115**

**1922**  
**Coach L.B. Allison**  
 9/30 Yankton ..... W 7-0  
 10/7 at Nebraska ..... L 0-66  
 10/14 North Dakota ..... L 0-7  
 10/21 at Michigan St ..... L 0-7  
 10/28 at South Dakota St ..... T 7-7  
 11/4 at Creighton ..... L 6-12  
 11/11 Dakota Wesleyan ..... W 34-0  
 11/18 at St. Louis ..... L 0-24  
 11/30 at Marquette ..... L 0-38  
**Total (2-6-1, 0-2-1 NCC) 54-161**

**1923**  
**Coach L.B. Allison**  
 9/29 Northern St ..... W 27-0  
 10/6 Yankton ..... W 48-0  
 10/13 at North Dakota ..... W 13-6  
 10/20 Nebraska Wesleyan ..... T 0-0  
 10/27 South Dakota St ..... L 0-7  
 11/10 at Dakota Wesleyan ..... W 31-2  
 11/17 at Creighton ..... L 0-34  
 11/29 at Morningside ..... L 0-10  
**Total (4-3-1, 1-3-1 NCC) 119-59**

**1924**  
**Coach L.B. Allison**  
 9/27 Yankton ..... W 19-0  
 10/4 at Northwestern (IL) ..... L 0-28  
 10/11 North Dakota ..... W 6-0  
 10/18 Nebraska Wesleyan ..... W 19-0  
 11/1 at South Dakota St ..... L 3-10  
 11/8 at Columbus ..... W 7-0  
 11/15 North Dakota St ..... W 13-6  
 11/27 at Morningside ..... W 41-7  
**Total (6-2, 4-1 NCC) ..... 108-51**

1925

Coach L.B. Allison

9/26	Yankton..... W	45-0
10/2	at Northwestern (IL)..... L	7-14
10/10	Dakota Wesleyan..... W	27-0
10/17	at North Dakota..... L	0-3
10/24	Nebraska Wesleyan..... L	0-3
10/31	South Dakota St..... L	0-7
11/14	Des Moines..... W	7-0
11/26	at Morningside..... L	7-12
<b>Total (3-5, 1-4 NCC).....</b>		<b>93-39</b>

1926

Coach L.B. Allison

9/25	Yankton..... W	34-0
10/2	at Northwestern (IL)..... L	0-34
10/9	at Utah..... L	0-13
10/16	North Dakota..... W	12-0
10/23	Nebraska Wesleyan..... W	13-10
10/30	at South Dakota St..... T	0-0
11/6	at Westmar..... W	25-0
11/19	at Creighton..... W	6-0
11/25	at Morningside..... L	0-19
<b>Total (5-3-1, 3-1-1 NCC)</b>		<b>90-76</b>

1927

Coach Vincent Montgomery

9/24	Huron..... W	32-0
10/1	at Northwestern (IL)..... L	2-47
10/8	at Tulsa..... L	12-33
10/15	at North Dakota..... W	6-0
10/22	at Nebraska Wesleyan..... W	26-0
10/29	South Dakota St..... W	16-12
11/5	at Westmar..... W	14-6
11/11	North Dakota St..... W	13-0
11/24	at Morningside..... W	22-7
<b>Total (7-2, 5-0 NCC).....</b>		<b>143-105</b>

1928

Coach Vincent Montgomery

9/27	S.D. Springfield..... W	20-0
9/28	Yankton..... W	19-0
10/6	at Duke..... L	6-25
10/20	Morningside..... L	0-8
10/27	at South Dakota St..... L	0-13
11/3	at Iowa..... L	0-19
11/10	North Dakota..... L	0-6
11/17	North Dakota St..... W	26-6
<b>Total (3-5, 1-3 NCC).....</b>		<b>71-77</b>

1929

Coach Vincent Montgomery

9/28	Yankton..... W	13-0
10/5	at Carleton..... W	6-0
10/12	at North Dakota..... L	7-13
10/19	Westmar..... W	42-0
10/26	South Dakota St..... L	0-6
11/2	at Army..... L	6-33
11/9	Huron..... W	66-0
11/16	North Dakota St..... T	6-6
11/28	at Morningside..... L	0-6
<b>Total (4-4-1, 0-3-1 NCC)</b>		<b>146-64</b>

1930

Coach Vincent Montgomery

9/27	Yankton..... T	7-7
10/3	at Augustana..... W	86-0
10/11	at North Dakota St..... L	7-25
10/17	at George Washington T	0-0
10/25	at South Dakota St..... L	6-13
11/8	at Minnesota..... L	0-59
11/15	North Dakota..... L	0-21
11/27	at Morningside..... L	12-19
<b>Total (1-5-2, 0-4 NCC)..</b>		<b>118-144</b>

1931

Coach Stanley Backman

9/19	Yankton..... W	21-6
9/26	at Nebraska..... L	6-44
10/3	Carleton..... L	12-13
10/10	vs. North Dakota*..... L	6-52
10/24	at Morningside..... L	0-20
10/31	South Dakota St..... W	10-0
11/14	North Dakota St..... L	0-13
<b>Total (2-5, 1-3 NCC).....</b>		<b>55-148</b>

\*game played in Aberdeen, S.D.

1932

Coach Stanley Backman

9/17	Dakota Wesleyan..... W	25-0
9/24	Yankton..... W	20-0
9/30	at North Dakota..... L	8-18
10/8	Morningside..... W	6-0
10/15	at Cincinnati..... L	0-7
10/22	at South Dakota St..... T	0-0
10/29	at Carleton..... W	6-0
11/5	at Michigan St..... L	6-20
11/19	at Gonzaga..... L	0-12
11/25	at BYU..... L	7-13
<b>Total (4-5-1, 1-1-1 NCC)</b>		<b>78-70</b>

1933

Coach Stanley Backman

9/23	Yankton..... W	20-0
9/30	York..... W	19-0
10/7	at Cincinnati..... L	0-14
10/13	at North Dakota..... L	0-41
10/21	at Morningside..... W	13-7
10/28	South Dakota St..... L	0-14
11/4	at DePaul..... L	0-20
11/11	North Dakota St..... L	0-14
11/18	vs. South Dakota St*... W	6-0
11/25	at Illinois College..... W	7-0
11/30	at Illinois Wesleyan..... L	0-13
<b>Total (5-6, 1-3 NCC).....</b>		<b>65-123</b>

\*game played in Sioux Falls, S.D.

1934

Coach Harry Gamage

Yankton..... W	20-0	
at Iowa..... L	0-34	
North Dakota..... L	0-20	
Morningside..... L	0-14	
at South Dakota St..... L	0-19	
Westmar..... W	46-0	
10/12	at North Dakota St..... L	0-20
at Haskell Indian Nat.... L	7-14	
at Catholic University.. L	0-52	
<b>Total (2-7, 0-4 NCC).....</b>		<b>73-173</b>

1935

Coach Harry Gamage

Yankton..... W	34-0	
Illinois Wesleyan..... W	7-6	
at Iowa..... L	2-47	
at North Dakota..... L	0-25	
at Morningside..... T	13-13	
South Dakota St..... W	7-2	
Omaha..... W	13-7	
vs. Creighton*..... W	7-6	
11/16	vs. North Dakota St#... L	0-20
<b>Total (5-3-1, 1-3-1 NCC)</b>		<b>83-126</b>

\*game played in Sioux Falls, S.D.  
#game played in Mitchell, S.D.

1936

Coach Harry Gamage

Sioux Falls..... W	25-6	
at Creighton..... L	0-24	
Parsons..... T	7-7	
at Iowa..... L	7-33	
Morningside..... W	25-12	
at St. Louis..... T	6-6	
at South Dakota St..... W	6-0	
at Omaha..... W	29-0	
North Dakota..... L	0-6	
<b>Total (4-3-2, 3-1 NCC)..</b>		<b>105-94</b>

1937

Coach Harry Gamage

Buena Vista..... W	48-7	
Wayne St (NE)..... W	25-7	
at North Dakota..... L	7-13	
at Marquette..... L	6-7	
at St. Louis..... L	0-9	
at Morningside..... W	16-0	
South Dakota St..... W	12-2	
Omaha..... W	26-0	
UNI..... W	13-0	
at Louisiana Tech..... L	6-20	
<b>Total (6-4, 4-1 NCC).....</b>		<b>159-65</b>

1938

Coach Harry Gamage

Dakota Wesleyan..... W	19-0	
Creighton..... L	0-24	
Peru St..... W	33-12	
Omaha..... W	7-0	
Morningside..... W	13-0	
South Dakota St..... W	7-0	
11/5	North Dakota St..... W	20-0
UNI..... W	26-2	
<b>Total (7-1, 5-0 NCC).....</b>		<b>125-38</b>

1939

Coach Harry Gamage

9/23	at Pacific..... L	0-6
9/30	at Iowa..... L	0-41
10/6	at North Dakota St..... W	19-7
10/14	Omaha..... W	14-6
10/21	at Morningside..... W	7-6
10/28	South Dakota St..... W	21-7
11/11	UNI..... L	0-14
11/18	at Cincinnati..... L	0-13
11/24	at St. Louis..... L	0-6
<b>Total (4-5, 4-1 NCC).....</b>		<b>61-106</b>

1940

Coach Harry Gamage

9/21	Dakota Wesleyan..... W	19-6
9/28	Wayne St (NE)..... L	0-6
10/5	at Iowa..... L	0-46
10/12	Doane..... W	25-0
10/19	Morningside..... W	26-6
10/26	at South Dakota St..... W	26-0
11/2	at Omaha..... T	6-6
11/9	North Dakota..... L	0-13
11/16	at Creighton..... L	0-39
11/21	at San Jose St..... L	7-40
<b>Total (4-5-1, 2-1-1 NCC)</b>		<b>109-162</b>

1941

Coach Harry Gamage

Wayne St (NE)..... W	13-0	
Augustana..... W	26-6	
North Dakota..... L	7-14	
Morningside..... W	26-12	
South Dakota St..... W	40-0	
Iowa St..... L	0-27	
Omaha..... W	28-7	
11/15	North Dakota St..... W	19-0
<b>Total (6-2, 4-1 NCC).....</b>		<b>159-66</b>

1942

Coach Cletus Clinker

Morningside..... W	26-6	
at North Dakota St..... W	37-12	
Augustana..... L	0-19	
South Dakota St..... W	7-0	
North Dakota..... W	26-0	
9/26	at Illinois..... L	0-46
Gustavus Adolphus.... W	20-13	
UNI..... L	0-36	
<b>Total (5-3, 3-3 NCC).....</b>		<b>116-132</b>

USD did not play football in 1943-44 due to World War II and there were no NCC games from 1943-45.

1945

Coach Grant Heckenlively

Dakota Wesleyan..... L	0-20	
Yankton..... L	0-13	
Nebraska..... L	0-53	
Wayne St (NE)..... L	0-6	
<b>Total (0-4).....</b>		<b>0-92</b>

1946

Coach Harry Gamage

9/28	Yankton..... W	19-13
10/5	Wayne St (NE)..... L	0-12
10/11	at North Dakota..... L	6-20
10/19	at Morningside..... W	6-0
10/26	South Dakota St..... L	0-20
11/1	at St. Louis..... L	7-41
<b>Total (2-4, 1-2 NCC).....</b>		<b>38-106</b>

1947

Coach Harry Gamage

9/20	Yankton..... W	25-7
9/27	at Marquette..... L	6-33
10/4	Parsons..... W	33-7
10/10	at North Dakota St..... W	13-7
10/18	Morningside..... W	21-19
10/25	at South Dakota St..... W	26-7
11/1	North Dakota..... W	20-7
11/8	at Bradley..... W	20-13
11/14	at Pacific..... L	0-52
<b>Total (7-2, 4-0 NCC).....</b>		<b>164-152</b>

1948

Coach Harry Gamage

Westmar..... W	52-0	
Omaha..... W	26-6	
Dakota Wesleyan..... W	53-0	
Augustana..... W	39-12	
North Dakota..... L	7-13	
Morningside..... W	14-7	
South Dakota St..... W	33-0	
11/6	North Dakota St..... W	41-6
Bradley..... L	27-53	
Marquette..... L	0-32	
<b>Total (7-3, 4-1 NCC).....</b>		<b>292-129</b>

1949

Coach Harry Gamage

9/17	at Montana..... L	13-33
9/24	at Nebraska..... L	6-33
10/1	North Dakota..... T	7-7
10/7	at Drake..... L	6-48
10/14	at North Dakota St..... W	40-7
10/22	Morningside..... T	6-6
10/29	at South Dakota St..... L	25-27
11/5	at Augustana..... W	46-17
11/11	UNI..... L	14-21
<b>Total (2-5-2, 2-2-2 NCC)</b>		<b>163-199</b>

1950

Coach Harry Gamage

9/16	Huron..... W	61-0
9/23	at Wayne St (MI)..... L	14-69
9/30	Drake..... L	13-41
10/7	Augustana..... W	33-14
10/14	at North Dakota..... L	7-28
10/21	at Morningside..... L	0-10
10/28	South Dakota St..... L	28-54
11/4	at UNI..... W	14-7
11/11	North Dakota St..... W	31-7
<b>Total (4-5, 3-3 NCC).....</b>		<b>201-230</b>

1951

Coach Harry Gamage

9/22	at Marquette..... L	6-48
9/29	at Omaha..... W	27-19
10/6	at Augustana..... W	54-7
10/12	at North Dakota St..... W	19-0
10/20	Morningside..... W	27-7
10/27	at South Dakota St..... W	26-6
11/3	UNI..... W	27-7
11/10	North Dakota..... W	33-13
<b>Total (7-1, 6-0 NCC).....</b>		<b>219-107</b>

1952

**Coach Harry Gamage**

at Nebraska.....L	0-46
Augustana.....W	62-18
at North Dakota.....W	21-14
Omaha.....W	27-14
at Morningside.....L	7-27
South Dakota St.....T	21-21
at UNI.....W	34-20
North Dakota St.....L	7-33
<b>Total (4-3-1, 3-2-1 NCC).....</b>	<b>179-193</b>

1953

**Coach Harry Gamage**

9/19 at Iowa St.....L	0-35
10/3 at Augustana.....W	33-0
10/10 at Drake.....L	0-18
10/17 at North Dakota St.....L	6-12
10/24 Morningside.....W	35-7
10/31 at South Dakota St.....L	0-25
11/7 UNI.....L	27-34
11/14 North Dakota.....L	14-18
<b>Total (2-6, 2-4 NCC).....</b>	<b>115-149</b>

1954

**Coach Harry Gamage**

9/25 at S.D. Mines.....W	38-0
10/2 Augustana.....W	33-6
10/9 at North Dakota.....L	21-27
10/16 Drake.....W	33-26
10/23 at Morningside.....L	7-41
10/30 South Dakota St.....L	19-20
11/6 at UNI.....W	34-33
11/13 North Dakota St.....W	52-20
11/20 at Austin College (TX).....L	6-41
<b>Total (5-4, 3-3 NCC).....</b>	<b>243-214</b>

1955

**Coach Harry Gamage**

9/24 St. Cloud St.....L	7-20
10/1 at Augustana.....W	35-18
10/8 Black Hills St.....W	46-7
10/15 at North Dakota St.....W	45-28
10/22 Morningside.....W	11-0
10/29 at South Dakota St.....L	7-27
11/5 UNI.....L	26-33
11/12 North Dakota.....L	14-18
<b>Total (4-4, 3-3 NCC).....</b>	<b>191-151</b>

1956

**Coach Ralph Stewart**

9/22 at Nebraska.....L	6-34
9/29 at Augustana.....L	12-14
10/6 at North Dakota.....W	32-14
10/13 at Morningside.....L	6-13
10/20 South Dakota St.....W	19-14
10/27 at St. Louis.....L	7-27
11/3 UNI.....W	20-19
11/10 North Dakota St.....W	13-7
<b>Total (4-4, 4-2 NCC).....</b>	<b>140-146</b>

1957

**Coach Ralph Stewart**

9/14 at Southeast Mo. St.....W	21-0
9/21 at North Dakota St.....W	6-0
9/28 Augustana.....W	20-7
10/5 North Dakota.....T	27-27
10/12 Morningside.....W	27-6
10/19 at South Dakota St.....L	13-21
10/26 Washington (MO).....L	19-25
11/2 at UNI.....L	7-27
11/16 at Iowa St.....L	0-33
<b>Total (4-4-1, 3-2-1 NCC).....</b>	<b>140-146</b>

1958

**Coach Ralph Stewart**

SE Missouri St.....L	2-6
NW Missouri St.....W	22-8
Augustana.....L	12-13
North Dakota.....L	14-28
Morningside.....W	8-0
South Dakota St.....W	28-7
Iowa St.....L	0-53
11/8 North Dakota St.....W	13-8
UNI.....W	38-14
<b>Total (5-4, 4-2 NCC).....</b>	<b>137-137</b>

1959

**Coach Ralph Stewart**

9/12 Lamar.....L	9-41
9/19 at North Dakota St.....T	22-22
9/26 Augustana.....W	35-20
10/3 North Dakota.....W	31-14
10/10 Iowa St.....L	6-41
10/17 at South Dakota St.....L	7-12
10/24 at Washington (MO).....W	27-21
10/31 at UNI.....W	27-6
11/7 Morningside.....L	8-9
11/14 at Northern Colorado.....L	18-27
<b>Total (4-5-1, 3-2-1 NCC).....</b>	<b>190-213</b>

1960

**Coach Ralph Stewart**

9/17 Northern Colorado.....L	7-16
9/24 at Augustana.....L	0-21
10/1 at North Dakota.....L	7-27
10/8 at Morningside.....L	6-7
10/15 South Dakota St.....L	7-28
10/22 Washington (MO).....W	7-6
10/29 UNI.....L	0-40
11/5 North Dakota St.....L	7-40
11/24 at Lamar.....L	21-41
<b>Total (1-8, 0-6 NCC).....</b>	<b>62-226</b>

1961

**Coach Ralph Stewart**

9/17 Arkansas St.....L	9-21
9/23 at North Dakota St.....L	12-41
9/30 Augustana.....L	20-22
10/7 North Dakota.....L	7-21
10/14 Morningside.....L	12-27
10/21 at South Dakota St.....L	6-34
10/27 St. Mary (KS).....L	37-38
11/4 at UNI.....L	7-27
11/11 at Northern Colorado.....W	16-14
<b>Total (1-8, 0-6 NCC).....</b>	<b>126-245</b>

1962

**Coach Bob Burns**

9/15 at Northern Colorado.....L	26-35
9/22 at Nebraska.....L	0-53
9/29 at UNI.....L	0-28
10/6 Drake.....L	14-15
10/13 at Morningside.....L	13-34
10/20 South Dakota St.....L	0-24
10/27 at Augustana.....L	8-15
11/3 North Dakota St.....W	33-12
11/10 at North Dakota.....L	0-31
11/17 at Arkansas St.....L	0-18
<b>Total (1-9, 1-5 NCC).....</b>	<b>94-265</b>

1963

**Coach Marv Rist**

9/14 Bemidji St.....L	7-33
9/21 at North Dakota St.....L	8-53
9/28 at UNI.....L	6-33
10/5 at Drake.....L	0-23
10/12 Morningside.....L	0-33
10/19 at South Dakota St.....L	0-61
10/26 Augustana.....W	7-6
11/9 North Dakota.....L	0-55
<b>Total (1-7, 1-5 NCC).....</b>	<b>28-297</b>

1964

**Coach Marv Rist**

9/12 at Bemidji St.....W	14-0
9/19 at Nebraska.....L	0-56
9/26 Drake.....L	14-28
10/3 at Augustana.....W	14-12
10/10 at Morningside.....L	14-42
10/17 South Dakota St.....W	10-7
10/24 at North Dakota.....L	14-21
10/31 North Dakota St.....L	9-14
11/7 UNI.....L	6-13
<b>Total (3-6, 2-4 NCC).....</b>	<b>95-193</b>

1965

**Coach Marv Rist**

9/18 at Montana.....W	15-14
9/25 Drake.....L	0-17
10/2 Augustana.....L	0-43
10/9 Morningside.....L	0-41
10/16 at South Dakota St.....L	14-30
10/23 North Dakota.....L	7-33
10/30 at North Dakota St.....L	8-66
11/6 at UNI.....L	0-41
11/13 at Cincinnati.....L	0-41
11/20 at Northern Colorado.....W	17-0
<b>Total (2-8, 0-6 NCC).....</b>	<b>61-326</b>

1966

**Coach Joe Salem**

9/10 vs. Northern Colorado*W	27-12
9/17 Wayne St (NE).....W	40-6
9/24 Montana.....W	21-7
10/1 at Augustana.....L	20-24
10/8 at North Dakota.....L	17-31
10/15 at Morningside.....W	38-0
10/22 South Dakota St.....L	18-22
10/29 North Dakota St.....L	0-13
11/5 UNI.....W	30-14
11/12 at Drake.....L	14-31
*game played in Rapid City, S.D.	
<b>Total (5-5, 2-4 NCC).....</b>	<b>225-160</b>

1967

**Coach Joe Salem**

9/16 Wayne St (NE).....W	20-6
9/23 at Montana.....L	3-7
9/30 Augustana.....L	6-28
10/7 North Dakota.....L	6-9
10/14 Morningside.....L	14-23
10/21 at South Dakota St.....L	14-42
10/28 at North Dakota St.....L	0-34
11/4 at UNI.....L	7-15
11/11 at Drake.....W	37-35
11/18 at Omaha.....L	20-27
<b>Total (2-8, 0-6 NCC).....</b>	<b>127-226</b>

1968

**Coach Joe Salem**

9/14 at Minnesota St.....W	28-14
9/21 Montana.....W	21-0
9/28 at North Dakota.....W	17-16
10/5 North Dakota St.....L	13-35
10/12 at Morningside.....W	35-13
10/19 South Dakota St.....W	55-32
10/26 UNI.....W	13-7
11/2 Drake.....W	49-28
11/9 at Augustana.....W	33-14
11/16 at Northern Colorado.....W	35-14
<b>Total (9-1, 5-1 NCC).....</b>	<b>299-173</b>

1969

**Coach Joe Salem**

9/13 Minnesota St.....W	33-0
9/20 at Montana.....L	20-31
9/27 North Dakota.....L	26-35
10/4 at North Dakota St.....L	6-24
10/11 Morningside.....W	39-27
10/18 South Dakota St.....L	14-20
10/25 at UNI.....L	2-14
11/1 Drake.....L	24-29
11/8 Augustana.....W	28-22
11/15 at Omaha.....L	16-26
<b>Total (3-7, 2-4 NCC).....</b>	<b>208-228</b>

1970

**Coach Joe Salem**

9/12 Omaha.....W	53-28
9/19 at North Dakota.....T	14-14
9/26 North Dakota St.....L	21-24
10/3 UNI.....W	41-17
10/10 South Dakota St.....W	26-0
10/24 Montana.....L	7-35
10/31 at Augustana.....W	52-23
11/7 at Drake.....L	28-37
11/14 at Morningside.....L	27-28
11/21 at Weber St.....T	21-21
<b>Total (4-4-2, 3-2-1 NCC).....</b>	<b>290-227</b>

1971

**Coach Joe Salem**

9/4 at Montana.....L	7-14
9/11 at Wyoming.....L	28-42
9/18 Idaho St.....L	6-10
9/25 at North Dakota St.....L	15-16
10/2 at UNI.....L	0-8
10/9 Morningside (forfeit) ...L	35-6
10/16 at South Dakota St.....W	37-18
10/23 at Drake.....L	7-49
10/30 Augustana.....W	8-7
11/6 North Dakota.....W	29-21
<b>Total (3-7, 3-3 NCC).....</b>	<b>172-191</b>

1972

**Coach Joe Salem**

9/9 Montana.....W	35-0
9/16 at Idaho St.....W	35-7
9/23 at North Dakota.....L	3-33
9/30 UNI.....W	21-7
10/7 Drake.....W	28-23
10/14 at Morningside.....W	41-6
10/21 South Dakota St.....W	42-27
10/28 at Augustana.....W	21-14
11/4 North Dakota St.....W	35-21
11/11 at Minnesota St.....W	35-6
<b>Total (9-1, 6-1 NCC).....</b>	<b>296-144</b>

1973

**Coach Joe Salem**

9/1 Winona St.....W	77-0
9/15 at Tennessee Tech.....W	30-0
9/22 at North Dakota St.....W	9-7
9/29 at UNI.....W	19-7
10/6 at Montana.....L	19-31
10/13 Morningside.....W	60-7
10/20 at South Dakota St.....W	36-10
10/27 Augustana.....W	28-21
11/3 North Dakota.....L	21-54
11/10 Minnesota St.....W	38-3
<b>Total (8-3, 6-1 NCC).....</b>	<b>347-193</b>

NCAA Division II Playoffs

12/1 at Boise St.....L	10-53
<b>Total (8-3, 6-1 NCC).....</b>	<b>347-193</b>

1974

**Coach Joe Salem**

9/7 Tennessee Tech.....L	13-17
9/14 at Cameron.....W	29-22
9/21 Montana.....W	24-10
9/28 at Omaha.....W	33-7
10/5 at Augustana.....W	14-7
10/12 at Morningside.....W	49-21
10/19 South Dakota St.....W	20-6
10/26 at North Dakota St.....W	37-24
11/2 North Dakota St.....L	12-13
11/9 UNI.....W	26-14
11/16 at Minnesota St.....L	40-57
<b>Total (8-3, 5-2 NCC).....</b>	<b>297-198</b>

**1975**

**Coach Bernard Cooper**

9/6	Cameron.....W	43-14
9/13	at Montana.....L	17-51
9/20	at Wisconsin.....L	7-48
9/27	UW-River Falls.....W	14-12
10/4	Augustana.....W	24-31
10/11	Morningside.....L	29-30
10/18	at South Dakota St.....L	22-24
10/25	North Dakota.....L	17-27
11/1	at North Dakota St.....L	3-28
11/8	at UNI.....L	19-45
11/15	Minnesota St.....W	34-30
<b>Total (3-8, 1-6 NCC).....</b>		<b>229-340</b>

**1976**

**Coach Bernard Cooper**

9/4	Omaha.....L	22-28
9/11	at Wyoming.....L	7-48
9/18	at UNLV.....L	26-28
10/2	at Augustana.....W	30-27
10/9	at North Dakota.....W	14-7
10/16	at Morningside.....W	17-14
10/23	South Dakota St.....T	17-17
10/30	North Dakota st.....L	0-24
11/6	UNI.....W	7-14
11/13	Western Illinois.....W	28-7
<b>Total (4-5-1, 3-2-1 NCC)</b>		<b>168-214</b>

**1977**

**Coach Bernard Cooper**

9/3	at Omaha.....L	16-17
9/10	Morningside.....W	24-10
9/17	at Northern Colorado..L	10-13
9/24	at Truman St.....L	7-19
10/1	Augustana.....L	8-14
10/8	North Dakota.....L	0-20
10/15	at Western Illinois.....W	17-16
10/22	at South Dakota St.....W	15-10
10/29	at North Dakota St.....L	6-9
11/5	at UNI.....L	14-34
11/12	Omaha*.....W	35-14
USD-UNO split games which counted as a tie in the NCC standings		
<b>Total (4-7, 2-4-1 NCC).....</b>		<b>152-176</b>

**1978**

**Coach Bernard Cooper**

9/2	Omaha.....L	7-23
9/9	Truman St.....W	14-9
9/16	at Wyoming.....L	11-30
9/23	Northern Colorado.....L	11-20
9/30	at North Dakota St.....W	17-14
10/7	Morningside.....W	28-0
10/14	at South Dakota St.....W	24-7
10/21	Augustana.....W	32-11
10/28	North Dakota.....W	24-7
11/4	at Omaha*.....W	21-3
11/11	at Nevada.....L	7-50
USD-UNO split games which counted as a tie in the NCC standings		
<b>Total (7-4, 5-0-1 NCC).....</b>		<b>196-174</b>

**1979**

**Coach Dave Triplett**

9/1	at Eastern Illinois.....L	15-24
9/8	St. Thomas (MN)*.....W	22-6
9/15	Truman St.....W	35-10
9/22	North Dakota St.....W	29-28
9/29	at Morningside.....W	24-8
10/6	at South Dakota St.....L	21-26
10/13	at Augustana.....L	6-7
10/20	at North Dakota.....L	22-23
10/27	Omaha.....W	23-17
11/3	UNI.....L	9-23
11/10	South Dakota St**.....L	28-33
*First game in DakotaDome		
**From 1979-82, USD and SDSU played twice per year with each game counting as 0.5 win in the NCC standings		
<b>Total (5-6, 3-3 NCC).....</b>		<b>234-205</b>

**1980**

**Coach Dave Triplett**

9/1	Morningside.....W	16-14
9/6	at Eastern Illinois.....L	21-34
9/20	at Kansas St.....L	3-20
9/27	at South Dakota St.....L	13-21
10/4	Augustana.....W	20-10
10/11	North Dakota.....W	32-23
10/18	at Omaha.....L	7-18
10/25	Northern Colorado.....L	0-40
10/31	at North Dakota St.....L	7-49
11/8	South Dakota St.....W	16-7
11/15	at UNI.....W	16-14
<b>Total (5-6, 3-3-1 NCC).....</b>		<b>151-250</b>

**1981**

**Coach Dave Triplett**

9/5	Eastern Illinois.....L	17-19
9/12	at Kansas St.....L	10-31
9/19	at South Dakota St.....L	20-21
9/26	at Augustana.....W	24-0
10/3	at North Dakota.....L	0-27
10/10	Omaha.....W	17-16
10/17	at Northern Colorado..L	17-27
10/24	North Dakota St.....L	7-43
10/31	at Morningside.....W	35-3
11/7	South Dakota St.....W	28-16
11/14	UNI.....W	34-12
<b>Total (5-6, 3-3-1 NCC).....</b>		<b>209-215</b>

**1982**

**Coach Dave Triplett**

9/4	Minnesota St.....W	35-9
9/11	at South Dakota St.....L	7-20
9/18	at Kansas St.....L	3-42
9/25	North Dakota.....W	10-9
10/2	at Omaha.....W	6-3
10/9	Northern Colorado.....L	8-24
10/16	at North Dakota St.....L	14-21
10/23	Morningside.....W	13-0
10/30	South Dakota St.....W	31-6
11/6	Augustana.....W	30-28
11/13	at UNI.....L	24-41
<b>Total (6-5, 4-2-1 NCC).....</b>		<b>181-203</b>

**1983**

**Coach Dave Triplett**

9/3	at Wyoming.....L	13-34
9/10	Truman St.....W	42-9
9/17	Omaha.....L	10-17
9/24	at St. Cloud St.....L	7-41
10/1	Morningside.....W	40-3
10/8	at North Dakota St.....L	3-17
10/15	at Northern Colorado..W	16-14
10/22	Minnesota St.....W	27-22
10/29	at South Dakota St.....W	48-23
11/5	North Dakota.....W	26-16
11/12	Augustana.....W	27-0
<b>Total (7-4, 6-3 NCC).....</b>		<b>259-196</b>

**1984**

**Coach Dave Triplett**

9/1	at Wyoming.....L	13-31
9/8	at Truman St.....W	27-14
9/15	at Omaha.....L	12-14
9/22	St. Cloud St.....W	22-21
9/29	at Morningside.....W	33-22
10/6	North Dakota St.....L	11-35
10/13	Northern Colorado.....W	17-15
10/20	at Minnesota St.....W	27-20
10/27	South Dakota St.....W	45-42
11/3	at North Dakota.....W	16-14
11/10	Augustana.....W	24-6
<b>Total (8-3, 7-2 NCC).....</b>		<b>247-234</b>

**1985**

**Coach Dave Triplett**

9/7	Neb.-Kearney.....W	20-3
9/14	South Dakota St.....W	33-18
9/21	at North Dakota.....W	45-3
9/28	North Dakota St.....W	38-14
10/5	at Augustana.....W	42-24
10/12	Morningside.....W	40-38
10/19	at South Dakota St.....L	12-24
10/26	Minnesota St.....W	35-14
11/2	at St. Cloud St.....L	24-40
11/9	Northern Colorado.....W	49-6
11/16	at Omaha.....W	20-17
<b>NCAA Division II Playoffs</b>		
11/30	Central St.....W	2ot 13-10
12/7	North Dakota St.....L	7-16
<b>Total (10-3, 7-2 NCC).....</b>		<b>378-227</b>

**1986**

**Coach Dave Triplett**

9/6	Washburn.....L	14-16
9/13	at South Dakota St.....W	26-14
9/20	North Dakota.....W	28-12
9/27	at North Dakota St.....L	12-21
10/4	Augustana.....W	48-8
10/11	Morningside.....W	33-10
10/18	South Dakota St.....W	51-39
10/25	at Minnesota St.....W	16-10
11/1	St. Cloud St.....W	52-0
11/8	at Northern Colorado..W	31-17
11/15	Omaha.....W	41-8
<b>NCAA Division II Playoffs</b>		
11/29	at UC Davis.....W	26-23
12/6	Troy St.....W	42-28
12/13	vs. North Dakota St* ..L	7-27
* - National Championship game in Florence, Ala.		
<b>Total (11-3, 8-1 NCC).....</b>		<b>427-233</b>

**1987**

**Coach Dave Triplett**

9/5	Washburn.....W	17-7
9/12	Central Missouri.....W	38-14
9/19	at Omaha.....W	10-6
9/26	at South Dakota St.....W	30-21
10/3	Augustana.....W	17-0
10/10	at Morningside.....W	16-7
10/17	St. Cloud St.....L	10-13
10/24	at Minnesota St.....L	17-23
10/31	North Dakota St.....W	28-12
11/7	at North Dakota.....L	29-30
11/14	Northern Colorado.....L	20-27
<b>Total (7-4, 5-4 NCC).....</b>		<b>232-160</b>

**1988**

**Coach Dave Triplett**

9/3	UW-Stevens Point.....W	40-7
9/10	at Central Missouri.....W	35-13
9/17	Omaha.....L	0-13
9/24	South Dakota St.....W	22-21
10/1	at Augustana.....L	14-24
10/8	Morningside.....W	31-6
10/15	at St. Cloud St.....L	3-14
10/22	Minnesota St.....W	21-3
10/29	at North Dakota St.....L	14-34
11/5	North Dakota.....L	9-24
11/12	at Northern Colorado..W	28-24
<b>Total (6-5, 4-5 NCC).....</b>		<b>217-183</b>

**1989**

**Coach John Fritsch**

9/2	Wayne St (NE).....W	35-0
9/9	South Dakota St.....L	7-14
9/16	at Omaha.....L	7-23
9/23	North Dakota.....W	17-14
9/30	at North Dakota St.....L	20-40
10/7	at South Dakota St.....W	35-13
10/14	Augustana.....L	14-45
10/21	at Morningside.....W	23-10
10/28	Minnesota St.....L	3-14
11/4	at St. Cloud St.....L	25-28
11/11	Northern Colorado.....W	28-21
<b>Total (5-6, 4-5 NCC).....</b>		<b>214-222</b>

**1990**

**Coach John Fritsch**

9/1	Northern St.....W	21-6
9/8	at South Dakota St.....L	3-24
9/15	Omaha.....L	16-21
9/22	at North Dakota.....L	12-46
9/29	North Dakota St.....L	14-42
10/6	South Dakota St.....L	14-16
10/13	at Augustana.....W	32-28
10/20	Morningside.....W	13-6
10/27	at Minnesota St.....L	8-35
11/3	St. Cloud St.....W	31-27
11/10	at Northern Colorado..L	15-51
<b>Total (4-7, 3-6 NCC).....</b>		<b>179-302</b>

**1991**

**Coach John Fritsch**

9/14	South Dakota St.....L	7-19
9/21	at Morningside.....L	7-42
9/28	North Dakota.....L	6-21
10/5	at North Dakota St.....L	12-35
10/12	at South Dakota St.....L	18-21
10/19	Augustana.....W	27-18
10/26	at St. Cloud St.....L	0-45
11/2	Minnesota St.....	Cancelled
11/9	at Northern Colorado..L	20-45
11/16	Omaha.....W	7-15
<b>Total (1-8, 1-7 NCC).....</b>		<b>104-261</b>

**1992**

**Coach Dennis Creehan**

9/5	Northern St.....W	47-14
9/12	at South Dakota St.....L	0-13
9/19	Morningside (forfeit) ..W	8-31
9/26	at North Dakota.....L	3-52
10/3	North Dakota St.....L	20-39
10/10	South Dakota St.....L	21-31
10/17	at Augustana.....L	7-27
10/24	St. Cloud St.....L	16-29
10/31	at Minnesota St.....L	15-22
11/7	Northern Colorado.....L	10-21
11/14	at Omaha.....W	25-22
<b>Total (3-8, 2-7 NCC).....</b>		<b>172-301</b>

**1993**

**Coach Dennis Creehan**

9/4	Northern St.....W	59-0
9/11	Bemidji St.....W	42-3
9/18	Minnesota St.....L	31-44
9/25	at Omaha.....W	27-10
10/2	Augustana.....W	28-14
10/9	Northern Colorado.....L	14-24
10/16	at North Dakota St.....L	14-35
10/23	South Dakota St.....W	29-7
10/30	at Morningside.....W	31-20
11/6	at North Dakota.....L	7-42
11/13	St. Cloud St.....L	10-21
<b>Total (6-5, 4-5 NCC).....</b>		<b>292-220</b>

**1994**

**Coach Dennis Creehan**

9/3	UW-Whitewater.....W	37-6
9/10	at Northern St.....W	45-21
9/17	at Minnesota St.....L	17-35
9/24	Omaha.....W	30-16
10/1	at Augustana.....L	3-30
10/8	at Northern Colorado..L	16-28
10/15	North Dakota St.....L	13-24
10/22	at South Dakota St.....L	10-26
10/29	Morningside.....W	28-12
11/5	North Dakota.....L	20-23
11/12	at St. Cloud St.....W	24-22
<b>Total (5-6, 3-6 NCC).....</b>		<b>243-243</b>

1995

**Coach Dennis Creehan**

9/2	at Truman St..... W	27-10
9/9	Northern St..... W	56-13
9/16	Morningside..... W	35-17
9/23	at Northern Colorado.. L	21-28
9/30	St. Cloud St..... W	12-7
10/7	South Dakota St..... L	3-31
10/14	at Augustana..... W	24-7
10/21	North Dakota..... W	35-0
10/28	at North Dakota St..... L	7-14
11/4	Minnesota St..... W	28-7
11/11	at Omaha..... W	55-37
<b>Total (8-3, 6-3 NCC).....</b>		<b>303-171</b>

1996

**Coach Dennis Creehan**

9/7	Wayne St (NE)..... W	48-28
9/14	at Northern St..... W	52-28
9/21	at Morningside..... W	42-6
9/28	Northern Colorado..... W ot	27-24
10/5	at St. Cloud St..... W 2ot	38-31
10/12	at South Dakota St..... L	17-28
10/19	Augustana..... W	33-28
10/26	at North Dakota..... L	6-29
11/2	North Dakota St..... L	20-59
11/9	vs. Minnesota St*..... L	30-31
11/16	Omaha..... L	22-31
* - game played in Minneapolis, Minn.		
<b>Total (6-5, 4-5 NCC).....</b>		<b>335-323</b>

1997

**Coach Ron Rankin**

9/6	at Wayne St (NE)..... W	59-0
9/13	Northern St..... W	41-16
9/20	at Minnesota St..... L	20-24
9/27	at Omaha..... L	14-38
10/4	South Dakota St..... W	21-3
10/11	Northern Colorado..... L	31-45
10/18	at Morningside..... W	22-0
10/25	Augustana..... W	35-23
11/1	North Dakota..... L	19-20
11/8	at St. Cloud St..... L	7-17
11/15	North Dakota St..... L ot	21-24
<b>Total (5-6, 3-6 NCC).....</b>		<b>290-210</b>

1998

**Coach Ron Rankin**

9/5	Wayne St (NE)..... W	24-14
9/12	Truman St..... W	21-16
9/19	Minnesota St..... W	29-26
9/26	Omaha..... L	7-29
10/3	at South Dakota St..... L	10-24
10/10	at Northern Colorado.. L	3-34
10/17	Morningside..... L	31-38
10/24	at Augustana..... L	20-27
10/31	at North Dakota..... L	14-33
11/7	St. Cloud St..... L	15-26
11/14	at North Dakota St..... L	7-51
<b>Total (3-8, 1-8 NCC).....</b>		<b>181-318</b>

1999

**Coach John Austin**

9/4	at Montana..... L	13-45
9/11	at Truman St..... W	38-21
9/18	North Dakota..... L	10-17
9/25	North Dakota St..... L	14-45
10/2	at Augustana..... L	21-35
10/9	St. Cloud St..... W	43-22
10/16	at Omaha..... L	23-54
10/23	at Northern Colorado.. L	27-35
10/30	Morningside..... W	21-0
11/6	South Dakota St..... L	30-43
11/13	at Minnesota St..... W	35-9
<b>Total (4-7, 3-6 NCC).....</b>		<b>275-356</b>

2000

**Coach John Austin**

8/31	at Missouri Western..... W	17-13
9/9	Truman St..... W	38-14
9/16	at North Dakota..... L	14-42
9/23	at North Dakota St..... L	20-45
9/30	Augustana..... W	15-10
10/7	at St. Cloud St..... W	37-0
10/13	Omaha..... L	7-21
10/21	Northern Colorado..... W	27-6
10/28	at Morningside..... W	30-7
11/4	at South Dakota St..... W	41-28
11/11	Minnesota St..... W	24-3
<b>Total (8-3, 6-3 NCC).....</b>		<b>270-189</b>

2001

**Coach John Austin**

8/30	Winona St..... W	44-21
9/8	at Minn Duluth..... L	10-14
9/15	St. Cloud St..... L	21-22
9/22	vs. Omaha*..... L	16-19
9/29	at North Dakota St..... L	10-42
10/6	at Augustana..... L	7-25
10/13	Northern Colorado..... W	31-19
10/27	South Dakota St..... L	3-20
11/3	at Minnesota St..... L	16-29
11/10	North Dakota..... L	7-48
* - game played in Sioux Falls, S.D.		
<b>Total (2-8, 1-7 NCC).....</b>		<b>165-259</b>

2002

**Coach John Austin**

9/7	Missouri Western..... L	3-10
9/14	Minn Duluth..... L	21-23
9/21	at St. Cloud St..... L	15-36
9/28	at Omaha..... L	10-17
10/5	North Dakota St..... W 4ot	40-37
10/12	Augustana..... W 2ot	16-10
10/19	at Northern Colorado.. L	10-27
10/26	St. Joseph's (IN)..... W	42-7
11/2	at South Dakota St..... L	20-27
11/9	Minnesota St..... L	17-23
11/16	at North Dakota..... L	0-20
<b>Total (3-8, 2-6 NCC).....</b>		<b>194-237</b>

2003

**Coach John Austin**

9/6	Concordia-St. Paul..... W	34-28
9/13	Minn Duluth..... W	10-7
9/20	at UW-LaCrosse..... L	24-28
9/27	Omaha..... L	0-34
10/4	at Augustana..... W	31-27
10/11	Minnesota St..... W	30-0
10/18	at St. Cloud St..... L	21-33
10/25	South Dakota St..... L	11-22
11/1	at North Dakota St..... L	3-35
11/8	North Dakota..... L	3-37
11/15	Lincoln..... W	56-7
<b>Total (5-6, 2-5 NCC).....</b>		<b>223-258</b>

2004

**Coach Ed Meierkort**

8/28	at Truman St..... W	49-22
9/2	Peru St..... W	56-0
9/11	Minn-Moorhead..... W	51-3
9/18	UW-LaCrosse..... W	45-44
9/25	at Omaha..... L	13-20
10/2	Augustana..... W	23-0
10/9	at Minnesota St..... W	30-23
10/16	St. Cloud St..... W	37-21
10/23	at Upper Iowa..... W	45-12
10/30	Minn Duluth..... W	48-21
11/6	at North Dakota..... L	21-41
<b>Total (9-2, 4-2 NCC).....</b>		<b>418-207</b>

2005

**Coach Ed Meierkort**

9/25	at Minn-Crookston..... W	77-0
9/3	Truman St..... W	63-24
9/10	Minn-Moorhead..... W	56-10
9/17	at Colorado Mines..... W ot	44-41
9/24	Omaha..... W	59-14
10/1	at Augustana..... W	48-17
10/8	Minnesota St..... W	35-14
10/15	at St. Cloud St..... L	17-24
10/22	Upper Iowa..... W	63-17
10/29	at Minn Duluth..... L	43-56
11/5	North Dakota..... W	42-30
<b>Total (9-2, 4-2 NCC).....</b>		<b>547-247</b>

2006

**Coach Ed Meierkort**

8/31	Quincy..... W	59-0
9/9	Minn-Crookston..... W	66-6
9/16	Minn Duluth..... W	27-14
9/23	at St. Cloud St..... W	20-10
9/30	at Central Arkansas..... L	0-24
10/7	Central Washington..... W	10-7
10/14	at Western Wash..... W	42-10
10/21	Augustana..... W	38-14
10/26	at Minnesota St..... L	39-44
11/4	Omaha..... W	45-28
11/11	at North Dakota..... L	26-33
<b>NCAA Division II Playoffs</b>		
11/18	at Northwood..... W ot	31-28
11/25	at Grand Valley St..... L	17-35
<b>Total (9-4, 6-2 NCC).....</b>		<b>420-253</b>

2007

**Coach Ed Meierkort**

8/30	at West Texas A&M..... L	45-55
9/8	Winona St..... W	49-28
9/15	at Minn Duluth..... W	36-22
9/22	St. Cloud St..... W	31-0
9/28	at McNeese St..... L	7-31
10/6	at Central Washington L	40-45
10/13	Western Washington.. W	24-10
10/20	at Augustana..... W	38-17
10/27	Minnesota St..... W	34-23
11/1	at Omaha..... L	14-41
11/10	North Dakota..... L	27-31
<b>Total (6-5, 5-3 NCC).....</b>		<b>345-303</b>

2008

**Coach Ed Meierkort**

8/30	St. Ambrose..... W	52-0
9/6	at UNI..... L	13-24
9/13	at Southeast Louisiana.. L	30-31
9/20	Culver-Stockton..... W	70-7
9/27	at Montana St..... L	18-37
10/4	at Cal Poly..... L	22-49
10/11	Missouri S&T..... W	34-3
11/1	at North Greenville..... W	63-0
11/8	Southern Oregon..... W	37-0
11/15	at Southern Utah..... W	42-20
11/22	North Dakota..... L ot	31-34
<b>Total (6-5, 1-2 GWC).....</b>		<b>412-205</b>

2009

**Coach Ed Meierkort**

9/3	William Penn..... W	52-0
9/12	at UNI..... L	7-66
9/19	Drake..... W	51-21
9/29	Southeast Louisiana .. W	44-13
10/3	at North Dakota..... L	12-27
10/10	UC Davis..... L ot	23-24
10/17	at Montana St..... L ot	24-31
10/31	at Northern Colorado.. L	17-21
11/7	Southern Utah..... W	45-21
11/14	at Cal Poly..... W	50-48
<b>Total (5-5, 2-2 GWC).....</b>		<b>325-272</b>

2010

**Coach Ed Meierkort**

9/4	at Central Florida..... L	7-38
9/11	at Minnesota..... W	41-38
9/18	NW Oklahoma St..... W	48-14
9/25	at North Dakota St..... L	16-38
10/2	North Dakota..... W	27-17
10/9	at UC Davis..... L	13-17
10/16	UNI..... L	14-19
10/23	at Southern Utah..... L	13-31
10/30	Northern Colorado..... W	34-6
11/6	Cal Poly..... L	24-38
11/13	at Lamar..... L	20-24
<b>Total (4-7, 1-3 GWC).....</b>		<b>257-280</b>

2011

**Coach Ed Meierkort**

9/3	at Air Force..... L	20-37
9/10	Eastern Washington..... W	30-17
9/17	NW Oklahoma St..... W	48-10
9/24	at Wisconsin..... L	10-59
10/1	Lindenwood..... W	30-0
10/8	Southern Utah..... W	24-19
10/15	at Illinois St..... L	3-28
10/22	UC Davis..... W	27-24
10/29	at Cal Poly..... L	24-27
11/12	Missouri S&T..... W	48-14
11/19	at North Dakota..... L	37-38
<b>Total (6-5, 2-2 GWC).....</b>		<b>301-273</b>

2012

**Coach Joe Glenn**

9/1	at Montana..... L	24-35
9/8	Colgate..... W	31-21
9/22	at Northwestern..... L	7-38
9/29	Illinois St..... L	31-34
10/6	Western Illinois..... L	17-24
10/13	at Missouri St..... L	24-27
10/20	vs. North Dakota St*..... L	0-54
10/27	at Indiana St..... L	14-45
11/3	at Youngstown St..... L	10-13
11/10	UNI..... L	21-24
11/17	at South Dakota St..... L	8-31
* - game played in Sioux Falls, S.D.		
<b>Total (1-10, 0-8 MVFC).....</b>		<b>187-346</b>

2013

**Coach Joe Glenn**

8/31	UC Davis..... W	10-7
9/7	at Kansas..... L	14-31
9/21	at Northern Arizona..... L	16-22
9/28	at Western Illinois..... L	10-24
10/5	Missouri St..... W	17-14
10/12	Indiana St..... W	17-14
10/19	at UNI..... W 2ot	38-31
10/26	at Illinois St..... L	14-28
11/2	Youngstown St..... L	34-38
11/9	Montana..... L	27-31
11/16	South Dakota St..... L	12-27
11/23	at North Dakota St..... L	0-42
<b>Total (4-8, 3-5 MVFC).....</b>		<b>209-309</b>

2014

**Coach Joe Glenn**

8/30	at Oregon..... L	13-62
9/6	William Penn..... W	41-16
9/13	at Montana..... L	20-28
9/20	Northern Arizona..... W	28-21
10/4	at Southern Illinois..... L	10-41
10/11	UNI..... L	16-27
10/18	at Missouri St..... L	12-31
10/25	North Dakota St..... L	7-47
11/1	at Youngstown St..... L	17-28
11/8	Western Illinois..... L	29-44
11/15	Illinois St..... L	26-45
11/22	at South Dakota St..... L	14-37
<b>Total (2-10, 0-8 MVFC).....</b>		<b>233-427</b>

## 2015

### Coach Joe Glenn

9/5	at Kansas St.....L	0-34
9/12	at UC Davis.....W	27-17
9/19	Drake.....W	52-0
10/3	Youngstown St.....L	3-31
10/10	at Western Illinois.....L	21-40
10/17	at North Dakota St.....W	24-21
10/24	Missouri St.....W	40-10
10/31	at UNI.....L	7-20
11/7	Southern Illinois.....W	34-31
11/14	South Dakota St.....L	23-30
11/21	at Illinois St.....L	0-46
<b>Total (5-6, 3-5 MVFC) ..</b>		<b>301-273</b>

## 2016

### Coach Bob Nielson

9/1	at New Mexico.....L	21-48
9/10	Weber St.....W	2ot 52-49
9/17	at North Dakota.....L	2ot 44-47
10/1	at Youngstown St.....L	20-30
10/8	UNI.....W	28-25
10/15	at Indiana St.....W	2ot 33-30
10/22	Illinois St.....W	27-24
10/29	Western Illinois.....L	34-35
11/5	at Southern Illinois.....L	28-35
11/12	at South Dakota St.....L	21-28
11/19	North Dakota St.....L	21-28
<b>Total (4-7, 3-5 MVFC) ..</b>		<b>329-379</b>

## 2017

### Coach Bob Nielson

9/2	at Drake.....W	77-7
9/9	at Bowling Green.....W	35-27
9/16	North Dakota.....W	45-7
9/30	at Western Illinois.....W	38-33
10/7	Youngstown St.....W	31-28
10/14	Indiana St.....W	56-6
10/21	at Illinois St.....L	21-37
10/28	Southern Illinois.....W	42-0
11/4	at UNI.....L	29-34
11/11	at North Dakota St.....L	14-49
11/18	South Dakota St.....L	28-31

### NCAA FCS Playoffs

11/25	at Nicholls.....W	38-31
12/2	at Sam Houston St.....L	42-54
<b>Total (8-5, 4-4 MVFC) ..</b>		<b>496-344</b>

## 2018

### Coach Bob Nielson

9/1	at Kansas St.....L	24-27
9/8	Northern Colorado.....W	43-28
9/15	at Weber St.....L	10-27
9/29	at Southern Illinois.....W	31-24
10/6	Missouri St.....W	35-28
10/13	UNI.....L	28-42
10/20	at Youngstown St.....L	17-29
10/27	North Dakota St.....L	14-59
11/3	at Indiana St.....L	2ot 48-51
11/10	Western Illinois.....W	17-12
11/17	at South Dakota St.....L	27-49
<b>Total (4-7, 3-5 MVFC) ..</b>		<b>294-376</b>

## 2019

### Coach Bob Nielson

8/31	Montana.....L	17-31
9/7	at Oklahoma.....L	14-70
9/14	Houston Baptist.....L	52-53
9/21	at Northern Colorado.....W	14-6
10/5	Indiana St.....W	38-0
10/12	at Missouri St.....W	45-10
10/19	at UNI.....L	27-42
10/26	Southern Illinois.....L	28-48
11/2	at Western Illinois.....L	34-38
11/9	Youngstown St.....W	56-21
11/16	at North Dakota St.....L	14-49
11/23	South Dakota St.....W	24-21
<b>Total (5-7, 4-4 MVFC) ..</b>		<b>363-389</b>

## 2020-21

### Coach Bob Nielson

2/27	at Illinois St.....W	27-20
3/4	at North Dakota.....L	10-21
3/13	Missouri St.....L	24-27
3/20	at Youngstown St.....L	10-28
<b>Total (1-3, 1-3 MVFC) ..</b>		<b>71-96</b>

## 2021

### Coach Bob Nielson

9/3	at Kansas.....L	14-17
9/11	Northern Arizona.....W	34-7
9/18	at Cal Poly.....W	48-14
9/25	at Missouri St.....L	23-31
10/2	Indiana St.....W	38-10
10/9	North Dakota.....W	20-13
10/16	at UNI.....W	34-21
10/23	Illinois St.....L	14-20
11/6	at Western Illinois.....W	42-21
11/13	South Dakota St.....W	23-20
11/20	at North Dakota St.....L	24-52

### NCAA FCS Playoffs

11/27	Southern Illinois.....L	10-22
<b>Total (7-5, 5-3 MVFC) ..</b>		<b>324-248</b>

## 2022

### Coach Bob Nielson

9/3	at Kansas St.....L	0-34
9/10	at Montana.....L	7-24
9/17	Cal Poly.....W	38-21
9/24	North Dakota St.....L	17-34
10/8	at South Dakota St.....L	3-28
10/15	at Illinois St.....L	10-12
10/22	Southern Illinois.....W	27-24
10/29	at Youngstown St.....L	24-45
11/5	Missouri St.....W	20-13
11/12	at North Dakota.....L	19-28
11/19	UNI.....L	14-58
<b>Total (3-8, 2-6 MVFC) ..</b>		<b>179-321</b>

All-Time Series vs. Opponents

**AIR FORCE (0-1)**  
9/3/2011 A L, 20-37

**ARKANSAS ST (0-2)**  
9/17/1961 H L, 9-21  
11/17/1962 A L, 0-18

**ARMY (0-1)**  
11/2/1929 A L, 6-33

**AUGUSTANA (44-19)**  
10/3/1930 A W, 86-0  
1941 W, 26-6  
1942 L, 0-19  
1948 W, 39-12  
11/5/1949 A W, 46-17  
10/7/1950 H W, 33-14  
10/6/1951 A W, 54-7  
1952 H W, 62-18  
10/3/1953 A W, 33-0  
10/2/1954 H W, 33-6  
10/1/1955 A W, 35-18  
9/29/1956 A L, 12-14  
9/28/1957 H W, 20-7  
1958 L, 12-13  
9/26/1959 H W, 35-20  
9/24/1960 A L, 0-21  
9/30/1961 H L, 20-22  
10/27/1962 A L, 8-15  
10/26/1963 H W, 7-6  
10/3/1964 A W, 14-12  
10/2/1965 H L, 0-43  
10/1/1966 A L, 20-24  
9/30/1967 H L, 6-28  
11/9/1968 A W, 33-14  
11/8/1969 H W, 28-22  
10/31/1970 A W, 52-23  
10/30/1971 H W, 8-7  
10/28/1972 A W, 21-12  
10/27/1973 H W, 28-21  
10/5/1974 A W, 14-7  
10/4/1975 H L, 24-31  
10/2/1976 A W, 30-27  
10/1/1977 H L, 8-14  
10/21/1978 H W, 32-11  
10/13/1979 A L, 6-7  
10/4/1980 H W, 20-10  
9/26/1981 A W, 24-0  
11/6/1982 H W, 30-28  
11/12/1983 H W, 27-0  
11/10/1984 H W, 24-6  
10/5/1985 A W, 42-24  
10/4/1986 H W, 48-8  
10/3/1987 H W, 17-0  
10/1/1988 A L, 14-24  
10/14/1989 H L, 14-45  
10/13/1990 A W, 32-28  
10/19/1991 H W, 27-18  
10/17/1992 A L, 7-27  
10/2/1993 H W, 28-14  
10/1/1994 A L, 3-30  
10/14/1995 A W, 24-7  
10/19/1996 H W, 33-28  
10/25/1997 H W, 35-23  
10/24/1998 A L, 20-27  
10/2/1999 A L, 21-35  
9/30/2000 H W, 15-10  
10/6/2001 A L, 7-25  
10/12/2002 H W, 16-10

10/4/2003 A W, 31-27  
10/2/2004 H W, 23-0  
10/1/2005 A W, 48-17  
10/21/2006 H W, 38-14  
10/20/2007 A W, 38-17

**AUSTIN COLLEGE (0-1)**  
11/20/1954 A L, 6-41

**BELLEVUE (1-0)**  
1911 W, 45-0

**BEMIDJI ST (2-1)**  
9/14/1963 H L, 7-33  
9/12/1964 A W, 14-0  
9/11/1993 H W, 42-3

**BLACK HILLS ST (1-0)**  
10/8/1955 H W, 46-7

**BOISE ST (0-1)**  
12/1/1973 A L, 10-53

**BOWLING GREEN (1-0)**  
9/9/2017 A W, 35-27

**BRADLEY (1-1)**  
11/8/1947 A W, 20-13  
1948 L, 27-53

**BUENA VISTA (4-1)**  
1899 W, 27-2  
1900 L, 6-11  
1903 W, 5-0  
1904 W, 18-0  
1937 H W, 48-7

**BYU (0-1)**  
11/25/1932 A L, 7-13

**CAL POLY (3-3)**  
10/4/2008 A L, 22-49  
11/14/2009 A W, 50-48  
11/6/2010 H L, 24-38  
10/29/2011 A L, 24-27  
9/18/2021 A W, 48-14  
9/17/2022 H W, 38-21

**CAMERON (2-0)**  
9/14/1974 A W, 29-22  
9/6/1975 H W, 43-14

**CARLETON (2-1-1)**  
1901 T, 0-0  
10/5/1929 A W, 6-0  
10/3/1931 H L, 12-13  
10/29/1932 A W, 6-0

**CATHOLIC UNIV. (M.D.) (0-1)**  
1934 A L, 0-52

**CENTRAL ARKANSAS (0-1)**  
9/30/2006 A L, 0-24

**CENTRAL FLORIDA (0-1)**  
9/4/2010 A L, 7-38

**CENTRAL MISSOURI (2-0)**  
9/12/1987 H W, 38-14  
9/10/1988 A W, 35-13

**CENTRAL ST (OH) (1-0)**  
11/30/1985 H (ot) W, 13-10

**CENTRAL WASHINGTON (1-1)**  
10/7/2006 H W, 10-7  
10/6/2007 A L, 40-45

**CINCINNATI (0-4)**  
10/15/1932 A L, 0-7  
10/7/1933 A L, 0-14  
11/18/1939 A L, 0-13  
11/13/1965 A L, 0-41

**COLGATE (1-0)**  
9/8/2012 H W, 31-21

**COLORADO MINES (1-0)**  
9/17/2005 A (ot) W, 44-41

**COLUMBUS COLLEGE (1-0)**  
11/8/1924 (Sioux Falls) W, 7-0

**CONCORDIA-ST. PAUL (1-0)**  
9/6/2003 H W, 34-28

**CREIGHTON (9-11-1)**  
1903 L, 0-10  
1904 L, 5-12  
1905 W, 22-0  
1911 W, 31-3  
1912 W, 68-0  
1913 W, 17-0  
1914 W, 9-7  
1915 T, 0-0  
1916 L, 13-20  
1917 W, 7-0  
1918 L, 0-13  
1919 L, 0-12  
1920 W, 16-7  
1921 L, 0-19  
11/4/1922 A L, 6-12  
11/17/1923 A L, 0-34  
11/19/1926 A W, 6-0  
1935 (Sioux Falls) W, 7-6  
1936 A L, 0-24  
1938 A L, 0-24  
11/16/1940 A L, 0-39

**CULVER-STOCKTON (1-0)**  
9/20/2008 H W, 70-7

**DAKOTA WESLEYAN (20-1-1)**  
1901 W, 26-0  
1904 T, 6-6  
1905 W, 22-5  
1906 W, 11-4  
1907 W, 17-5  
1908 W, 11-0  
1909 W, 6-0  
1910 W, 23-11  
1911 W, 3-0  
1915 W, 23-7  
1916 W, 55-0  
1918 W, 33-0  
1920 W, 24-0  
1921 W, 7-0  
11/11/1922 H W, 34-0  
11/10/1923 A W, 31-2  
10/10/1925 H W, 27-0  
9/17/1932 H W, 25-0  
1938 W, 19-0  
9/21/1940 H W, 19-6  
1945 L, 0-20  
1948 W, 53-0

**DENVER (2-1)**  
1909 L, 0-10  
1911 W, 10-0  
1913 W, 42-0

**DEPAUL (0-1)**  
11/4/1933 A L, 0-20

**DES MOINES (1-0)**  
11/14/1925 H W, 7-0

**DOANE (2-0)**  
1904 W, 23-0  
10/12/1940 H W, 25-0

**DRAKE (8-11)**  
11/15/1919 H W, 6-3  
10/7/1949 A L, 6-48  
9/30/1950 H L, 13-41  
10/10/1953 A L, 0-18  
10/16/1954 H W, 33-26  
10/6/1962 H L, 14-15  
10/5/1963 A L, 0-23  
9/26/1964 H L, 14-28  
9/25/1965 H L, 0-17  
11/12/1966 A L, 14-31  
11/11/1967 A W, 37-35  
11/2/1968 H W, 49-28  
11/1/1969 H L, 24-29  
11/7/1970 A L, 28-37  
10/23/1971 A L, 7-49  
10/7/1972 H W, 28-23  
9/19/2009 H W, 51-21  
9/19/2015 H W, 52-0  
9/2/2017 A W, 77-7

**DUKE (0-1)**  
10/6/1928 A L, 6-25

**EASTERN ILLINOIS (0-3)**  
9/1/1979 A L, 15-24  
9/6/1980 A L, 21-34  
9/5/1981 H L, 17-19

## EASTERN WASHINGTON (1-0)

9/10/2011 H W, 30-17

## GEORGE WASHINGTON (0-0-1)

10/17/1930 A T, 0-0

## GONZAGA (0-1)

11/19/1932 A L, 0-12

## GRAND VALLEY ST (0-1)

11/25/2006 A L, 17-35

## GUSTAVUS ADOLPHUS (1-0)

1942 W, 20-13

## HASKELL INDIAN NATIONS (0-1)

1934 A L, 7-14

## HOUSTON BAPTIST (0-1)

9/14/2019 H L, 52-53

## HURON (4-0)

1908 W, 10-0

9/24/1927 H W, 32-0

11/9/1929 H W, 66-0

9/16/1950 H W, 61-0

## IDAHO ST (1-1)

9/18/1971 H L, 6-10

9/16/1972 A W, 35-7

## ILLINOIS (0-2)

1921 L, 0-52

9/26/1942 A L, 0-46

## ILLINOIS COLLEGE (1-0)

11/25/1933 A W, 7-0

## ILLINOIS ST (2-8)

10/15/2011 A L, 3-28

9/29/2012 H L, 31-34

10/26/2013 A L, 14-28

11/15/2014 H L, 26-45

11/21/2015 A L, 0-46

10/22/2016 H W, 27-24

10/21/2017 A L, 21-37

2/27/2021 A W, 27-20

10/23/2021 H L, 14-20

10/15/2022 A L, 10-12

## ILLINOIS WESLEYAN (1-1)

11/30/1933 A L, 0-13

1935 H W, 7-6

## INDIANA ST (5-2)

10/27/2012 A L, 14-45

10/12/2013 H W, 17-14

10/15/2016 A (2OT) W, 33-30

10/14/2017 H W, 56-6

11/3/2018 A (3OT) L, 48-51

10/5/2019 H W, 38-0

10/2/2021 H W, 38-10

## IOWA (0-8)

1917 L, 0-35

1919 L, 14-26

11/3/1928 A L, 0-19

1934 A L, 0-34

1935 A L, 2-47

1936 A L, 7-33

9/30/1939 A L, 0-41

10/5/1940 A L, 0-46

## IOWA ST (0-9)

1899 L, 6-11

1903 L, 0-23

1906 L, 0-22

1908 L, 0-26

1941 L, 0-27

9/19/1953 A L, 0-35

11/16/1957 A L, 0-33

1958 L, 0-53

10/10/1959 H L, 6-41

## KANSAS (0-3)

1900 L, 0-41

9/7/2013 A L, 14-31

9/3/2021 A L, 14-17

## KANSAS ST (0-6)

9/20/1980 A L, 13-21

9/12/1981 A L, 10-31

9/18/1982 A L, 3-42

9/5/2015 A L, 0-34

9/1/2018 A L, 24-27

9/3/2023 A L, 0-34

## LAMAR (0-3)

9/12/1959 H L, 9-41

11/24/1960 A L, 21-41

11/13/2010 A L, 20-24

## LEMARS CRESCENT (2-0)

1899 W, 5-0

1899 W, 16-0

## LINCOLN (MO) (1-0)

11/15/2003 H W, 56-7

## LINCOLN MEDICS (NE) (2-0)

1900 W, 6-0

1901 W, 18-0

## LINDENWOOD (1-0)

10/1/2011 H W, 30-0

## LOUISIANA TECH (0-1)

1937 A L, 6-20

## MARQUETTE (0-5)

11/30/1922 A L, 0-38

1937 A L, 6-7

9/27/1947 A L, 6-33

1948 L, 0-32

9/22/1951 A L, 6-48

## MCNEESE ST (0-1)

9/28/2007 A L, 7-31

## MICHIGAN (0-1)

1912 L, 6-7

## MICHIGAN ST (0-5-1)

1913 L, 7-19

1916 T, 3-3

1919 L, 0-13

1921 L, 0-14

10/21/1922 A L, 0-7

11/5/1932 A L, 6-20

## MINNESOTA (2-8)

1904 L, 0-77

1910 L, 0-17

1911 L, 0-5

1912 W, 10-0

1913 L, 0-14

1914 L, 7-29

1915 L, 0-19

1916 L, 0-81

11/8/1930 A L, 0-59

9/11/2010 A W, 41-38

## MINNESOTA ST (19-12)

9/14/1968 A W, 28-14

9/13/1969 H W, 33-0

11/11/1972 A W, 35-6

11/10/1973 H W, 38-3

11/16/1974 A L, 40-57

11/15/1975 H W, 34-30

9/4/1982 H W, 35-9

10/22/1983 H W, 27-22

10/20/1984 A W, 27-20

10/26/1985 H W, 35-14

10/25/1986 A W, 16-10

10/24/1987 A L, 17-23

10/22/1988 H W, 21-3

10/28/1989 H L, 3-14

10/27/1990 A L, 8-35

10/31/1992 A L, 15-22

9/18/1993 H L, 31-44

9/17/1994 A L, 17-35

11/4/1995 H W, 28-7

11/9/1996 A L, 30-31

9/20/1997 A L, 20-24

9/19/1998 H W, 29-26

11/13/1999 A W, 35-29

11/11/2000 H W, 24-3

11/3/2001 A L, 16-29

11/9/2002 H L, 17-23

10/11/2003 H W, 30-0

10/9/2004 A W, 30-23

10/8/2005 H W, 35-14

10/26/2006 A L, 39-44

10/27/2007 H W, 34-23

## MINNESOTA-CROOKSTON (2-0)

9/25/2005 A W, 77-0

9/9/2006 H W, 66-6

## MINNESOTA-DULUTH (4-3)

9/8/2001 A L, 10-14

9/14/2002 H L, 21-23

9/13/2003 H W, 10-7

10/30/2004 H W, 48-21

10/29/2005 A L, 43-56

9/16/2006 H W, 27-14

9/15/2007 A W, 36-22

## MINN-MOORHEAD (2-0)

9/11/2004 H W, 51-3

9/10/2005 H W, 56-10

## MISSOURI S&T (3-0)

1902 W, 23-0

10/11/2008 H W, 34-3

11/12/2011 H W, 48-14

## MISSOURI ST (5-4)

10/13/2012 A L, 24-27

10/5/2013 H W, 17-14

10/18/2014 A L, 12-31

10/24/2015 H W, 40-10

10/6/2018 H W, 35-28

10/12/2019 A W, 45-10

3/13/2021 H L, 24-27

9/25/2021 A L, 23-31

11/5/2022 H W, 20-13

## MISSOURI WESTERN (1-1)

8/31/2000 A W, 17-13

9/7/2002 H L, 3-10

## MONTANA (6-14)

1915 W, 10-7

1916 L, 0-11

9/17/1949 A L, 13-33

9/18/1965 A W, 15-14

9/24/1966 H W, 21-7

9/23/1967 A L, 3-7

9/21/1968 H W, 21-0

9/20/1969 A L, 20-31

10/24/1970 H L, 7-35

9/4/1971 A L, 7-14

9/9/1972 H W, 35-0

10/6/1973 A L, 19-31

9/21/1974 H W, 24-10

9/13/1975 A L, 17-51

9/4/1999 A L, 13-45

9/1/2012 A L, 24-35

11/9/2013 H L, 27-31

9/13/2014 A L, 20-28

8/31/2019 H L, 17-31

9/10/2022 A L, 7-24

## MONTANA ST (0-2)

9/27/2008 A L, 18-37

10/17/2009 A (OT) L, 24-31

**MORNINGSIDE (59-28-6)**

1898	T, 0-0
1900	W, 29-6
1901	W, 28-0
1901	W, 11-5
1902	W, 5-0
1903	W, 23-0
1904	W, 23-5
1905	T, 0-0
1907	T, 0-0
1908	W, 21-0
1910	W, 19-0
1911	W, 23-0
1914	W, 20-3
1916	T, 0-0
1917	L, 7-14
1918	L, 0-7
1919	W, 13-3
1920	L, 3-6
11/29/1923	A L, 0-10
11/27/1924	A W, 41-7
11/26/1925	A L, 7-12
11/25/1926	A L, 0-19
11/24/1927	A W, 22-7
10/20/1928	H L, 0-8
11/28/1929	A L, 0-6
11/27/1930	A L, 12-19
10/24/1931	A L, 0-20
10/8/1932	H W, 6-0
10/21/1933	A W, 13-7
1934	H L, 0-14
1935	A T, 13-13
1936	H W, 25-12
1937	A W, 16-0
1938	W, 13-0
10/21/1939	A W, 7-6
10/19/1940	H W, 26-6
1941	W, 26-12
1942	W, 26-6
10/19/1946	A W, 6-0
10/18/1947	H W, 21-19
1948	W, 14-7
10/22/1949	H T, 6-6
10/21/1950	A L, 0-10
10/20/1951	H W, 27-7
1952	A L, 7-27
10/24/1953	H W, 35-7
10/23/1954	A L, 7-41
10/22/1955	H W, 11-0
10/13/1956	A L, 6-13
10/12/1957	H W, 27-6
1958	W, 8-0
11/7/1959	H L, 8-9
10/8/1960	A L, 6-7
10/14/1961	H L, 12-27
10/13/1962	A L, 13-34
10/12/1963	H L, 0-33
10/10/1964	A L, 14-42
10/9/1965	H L, 0-41
10/15/1966	A W, 38-0
10/14/1967	H L, 14-23
10/12/1968	A W, 35-13
10/11/1969	H W, 39-27
11/14/1970	A L, 27-28
10/9/1971	H (Forfeit) L, 35-6
10/14/1972	A W, 41-6
10/13/1973	H W, 60-7
10/12/1974	A W, 49-21
10/11/1975	H L, 29-30
10/16/1976	A W, 17-14
9/10/1977	H W, 24-10
10/7/1978	H W, 28-0

9/29/1979	A W, 24-8
9/1/1980	H W, 16-14
10/31/1981	A W, 35-3
10/23/1982	H W, 13-0
10/1/1983	H W, 40-3
9/29/1984	A W, 33-22
10/12/1985	H W, 40-38
10/11/1986	H W, 33-10
10/10/1987	A W, 16-17
10/8/1988	H W, 31-6
10/21/1989	A W, 23-10
10/20/1990	H W, 13-6
9/21/1991	A L, 7-42
9/19/1992	H (Forfeit) W, 8-31
10/30/1993	A W, 31-20
10/29/1994	H W, 28-12
9/16/1995	H W, 35-17
9/21/1996	A W, 42-6
10/18/1997	A W, 22-0
10/17/1998	H L, 31-38
10/30/1999	H W, 21-0
10/28/2000	A W, 30-7

**NEBRASKA (1-14-2)**

1899	W, 6-5
1903	L, 0-23
1905	L, 6-42
1906	L, 0-4
1907	L, 0-39
1909	T, 6-6
1910	L, 9-12
1914	T, 0-0
1920	L, 0-20
10/7/1922	A L, 0-66
9/26/1931	A L, 6-44
1945	L, 0-53
9/24/1949	A L, 6-33
1952	A L, 0-46
9/22/1956	A L, 6-34
9/22/1962	A L, 0-53
9/19/1964	A L, 0-56

**NEBRASKA-KEARNEY (1-0)**

9/7/1985	H W, 20-3
----------	-----------

**NEBRASKA WESLEYAN (6-1-1)**

1910	W, 29-0
1912	W, 39-0
1913	W, 57-7
10/20/1923	H T, 0-0
10/18/1924	H W, 19-0
10/24/1925	H L, 0-3
10/23/1926	H W, 13-10
10/22/1927	A W, 26-0

**NEW MEXICO (0-1)**

9/1/2016	A L, 21-48
----------	------------

**NEVADA (0-1)**

11/11/1978	A L, 7-50
------------	-----------

**NICHOLLS (1-0)**

11/25/2017	A W, 38-31
------------	------------

**NORTH DAKOTA (31-64-5)**

1903	L, 0-6
1908	W, 10-4
1912	W, 44-0
1914	W, 30-3
1915	T, 0-0
1916	L, 0-20
1917	W, 19-0
1919	L, 0-13
1920	T, 7-7
1921	L, 0-21
10/14/1922	H L, 0-7
10/13/1923	A W, 13-6
10/11/1924	H W, 6-0
10/17/1925	A L, 0-3
10/16/1926	H W, 12-0
10/15/1927	A W, 6-0
11/10/1928	H L, 0-6
10/12/1929	A L, 7-13
11/15/1930	H L, 0-21
10/10/1931	(Aberdeen) L, 6-52
9/30/1932	A L, 8-18
10/13/1933	A L, 0-41
1934	H L, 0-20
1935	A L, 0-25
1936	H L, 0-6
1937	A L, 7-13
11/9/1940	H L, 0-13
1941	L, 7-14
1942	W, 26-0
10/11/1946	A L, 6-20
11/1/1947	H W, 20-7
1948	L, 7-13
10/1/1949	H T, 7-7
10/14/1950	A L, 7-28
11/10/1951	H W, 33-13
1952	A W, 21-14
11/14/1953	H L, 14-18
10/9/1954	A L, 21-27
11/12/1955	H L, 14-18
10/6/1956	A W, 32-14
10/5/1957	H T, 27-27
1958	L, 14-28
10/3/1959	H W, 31-14
10/1/1960	A L, 7-27
10/7/1961	H L, 7-21
11/10/1962	A L, 0-31
11/9/1963	H L, 0-55
10/24/1964	A L, 14-21
10/23/1965	H L, 7-33
10/8/1966	A L, 17-31
10/7/1967	H L, 6-9
9/28/1968	A W, 17-16
9/27/1969	H L, 26-35
9/19/1970	A T, 14-14
11/6/1971	H W, 29-21
9/23/1972	A L, 3-33
11/3/1973	H L, 21-54
10/26/1974	A W, 37-24
10/25/1975	H L, 17-27
10/9/1976	A W, 14-7
10/8/1977	H L, 0-20
10/28/1978	H W, 24-7
10/20/1979	A L, 22-23
10/11/1980	H W, 32-23
10/3/1981	A L, 0-27
9/25/1982	H W, 10-9
11/5/1983	H W, 26-16
11/3/1984	A W, 16-14
9/21/1985	A W, 45-3
9/20/1986	H W, 28-12
11/7/1987	A L, 29-30

11/5/1988	H L, 9-24
9/23/1989	H W, 17-14
9/22/1990	A L, 12-46
9/28/1991	H L, 6-21
9/26/1992	A L, 3-52
11/6/1993	A L, 7-42
11/5/1994	H L, 20-23
10/21/1995	H W, 35-0
10/26/1996	A L, 6-29
11/1/1997	H L, 19-20
10/31/1998	A L, 14-33
9/18/1999	H L, 10-17
9/16/2000	A L, 14-42
11/10/2001	H L, 7-48
11/16/2002	A L, 0-20
11/8/2003	H L, 3-37
11/6/2004	A L, 21-41
11/5/2005	H W, 42-30
11/11/2006	A L, 26-33
11/10/2007	H L, 27-31
11/22/2008	H (OT) L, 31-34
10/3/2009	A L, 12-27
10/2/2010	H W, 27-17
11/19/2011	A L, 37-38
9/17/2016	A (2OT) L, 44-47
9/16/2017	H W, 45-7
3/4/2021	A L, 10-21
10/9/2021	H W, 20-13
11/12/2022	A L, 19-28

**NORTH DAKOTA ST (26-57-2)**

11/10/1903	A L, 0-22
1907	H L, 0-54
11/15/1924	H W, 13-6
11/11/1927	H W, 13-0
11/17/1928	H W, 26-6
11/16/1929	H T, 6-6
10/11/1930	A L, 7-25
11/14/1931	H L, 0-13
11/11/1933	H L, 0-14
10/12/1934	A L, 0-20
11/16/1935	(Mitchell) L, 0-20
11/5/1938	H W, 20-0
10/6/1939	A W, 19-7
11/15/1941	H W, 19-0
1942	A W, 37-12
10/10/1947	A W, 13-7
11/6/1948	H W, 41-6
10/14/1949	A W, 40-7
11/11/1950	H W, 31-7
10/12/1951	A W, 19-0
1952	H L, 7-33
10/17/1953	A L, 6-12
11/13/1954	H W, 52-20
10/15/1955	A W, 45-28
11/10/1956	H W, 13-7
9/21/1957	A W, 6-0
11/8/1958	H W, 13-8
9/19/1959	A T, 22-22
11/5/1960	H L, 7-40
9/23/1961	A L, 12-41
11/3/1962	H W, 33-12
9/21/1963	A L, 8-53
10/31/1964	H L, 9-14
10/30/1965	A L, 8-66
10/29/1966	H L, 0-13
10/28/1967	A L, 0-34
10/5/1968	H L, 13-35
10/4/1969	A L, 6-24
9/26/1970	H L, 21-24
9/25/1971	A L, 15-16
11/4/1972	H W, 35-21

9/22/1973	A	W, 9-7
11/2/1974	H	L, 12-13
11/1/1975	A	L, 3-28
10/30/1976	H	L, 0-24
10/29/1977	A	L, 6-9
9/30/1978	A	W, 17-14
9/22/1979	H	W, 29-28
10/31/1980	A	L, 7-49
10/24/1981	H	L, 7-43
10/16/1982	A	L, 14-21
10/8/1983	A	L, 3-17
10/6/1984	H	L, 11-35
9/28/1985	H	W, 38-14
12/7/1985	H	L, 7-16
9/27/1986	A	L, 12-21
12/13/1986	(Florence, Ala.)	L, 7-27
10/31/1987	H	W, 28-12
10/29/1988	A	L, 14-34
9/30/1989	A	L, 20-40
9/29/1990	H	L, 14-42
10/5/1991	A	L, 12-35
10/3/1992	H	L, 20-39
10/16/1993	A	L, 14-35
10/15/1994	H	L, 13-24
10/28/1995	A	L, 7-14
11/2/1996	H	L, 20-59
11/15/1997	H	(OT) L, 21-24
11/14/1998	A	L, 7-51
9/25/1999	H	L, 14-45
9/23/2000	A	L, 20-45
9/29/2001	A	L, 10-42
10/5/2002	H	(4OT) W, 40-37
11/1/2003	A	L, 3-35
9/25/2010	A	L, 16-38
10/20/2012	(Sioux Falls)	L, 0-54
11/23/2013	A	L, 0-42
10/25/2014	H	L, 7-47
10/17/2015	A	W, 24-21
11/19/2016	H	L, 21-28
11/11/2017	A	L, 14-49
10/27/2018	H	L, 14-59
11/16/2019	A	L, 14-49
11/20/2021	A	L, 24-52
9/24/2022	H	L, 17-34

**NORTH GREENVILLE (1-0)**  
11/1/2008 A W, 63-0

**NORTHERN ARIZONA (2-1)**  
9/21/2013 A L, 16-22  
9/20/2014 H W, 28-21  
9/11/2021 H W, 34-7

**NORTHERN COLORADO (16-20)**  
11/14/1959 A L, 18-27  
9/17/1960 H L, 7-16  
11/11/1961 A W, 16-14  
9/15/1962 A L, 26-35  
11/20/1965 A W, 17-0  
9/10/1966 (Rapid City) W, 27-12  
11/16/1968 A W, 35-14  
9/17/1977 A L, 10-13  
9/23/1978 H L, 11-20  
10/25/1980 H L, 0-40  
10/17/1981 A L, 17-27  
10/9/1982 H L, 8-24  
10/15/1983 A W, 16-14  
10/13/1984 H W, 17-15  
11/9/1985 H W, 49-6  
11/8/1986 A W, 31-17  
11/14/1987 H L, 20-27  
11/12/1988 A W, 28-24

11/11/1989	H	W, 28-21
11/10/1990	A	L, 15-51
11/9/1991	A	L, 20-45
11/7/1992	H	L, 10-21
10/9/1993	H	L, 14-24
10/8/1994	A	L, 16-28
9/23/1995	A	L, 21-28
9/28/1996	H	(OT) W, 27-24
10/11/1997	H	L, 31-45
10/10/1998	A	L, 3-34
10/23/1999	A	L, 27-35
10/21/2000	H	W, 27-6
10/13/2001	H	W, 31-19
10/19/2002	A	L, 10-27
10/31/2009	A	L, 17-21
10/30/2010	H	W, 34-6
9/8/2018	H	W, 43-28
9/21/2019	A	W, 14-6

**NORTHERN STATE (8-0)**  
9/29/1923 H W, 27-0  
9/1/1990 H W, 21-6  
9/5/1992 H W, 47-14  
9/7/1993 H W, 59-0  
9/10/1994 A W, 45-21  
9/9/1995 H W, 56-13  
9/14/1996 A W, 52-28  
9/13/1997 H W, 41-16

**NW MISSOURI ST (1-0)**  
1958 W, 22-8

**NW OKLAHOMA ST (2-0)**  
9/18/2010 H W, 48-14  
9/17/2011 H W, 48-10

**NORTHWESTERN (IL) (0-5)**  
10/4/1924 A L, 0-28  
10/2/1925 A L, 7-14  
10/2/1926 A L, 0-34  
10/1/1927 A L, 2-47  
9/22/2012 A L, 7-38

**NORTHWOOD (1-0)**  
11/18/2006 A (OT) W, 31-28

**NORTRE DAME (0-5)**  
1913 L, 7-20  
1914 L, 0-33  
1915 L, 0-6  
1916 L, 0-21  
1917 L, 0-44

**OKLAHOMA (0-1)**  
9/7/2019 A L, 14-70

**OMAHA (25-22-1)**  
1935 H W, 13-7  
1936 A W, 29-0  
1937 H W, 26-0  
1938 W, 7-0  
10/14/1939 H W, 14-6  
11/2/1940 A T, 6-6  
1941 W, 28-7  
1948 W, 26-6  
9/29/1951 A W, 27-19  
1952 H W, 27-14  
11/18/1967 A L, 20-27  
11/15/1969 A L, 16-26  
9/12/1970 H W, 53-28  
9/28/1974 A W, 33-7

9/4/1976	H	L, 22-28
9/3/1977	A	L, 16-17
11/12/1977	H	W, 35-14
9/2/1978	H	L, 7-23
11/4/1978	A	W, 21-3
10/27/1979	H	W, 23-17
10/18/1980	A	L, 7-18
10/10/1981	H	W, 17-16
10/2/1982	A	W, 6-3
10/17/1983	H	L, 10-17
9/15/1984	A	L, 12-14
11/16/1985	A	W, 20-17
11/15/1986	H	W, 41-8
9/19/1987	A	W, 10-6
9/17/1988	H	L, 0-13
9/16/1989	A	L, 7-23
9/15/1990	H	L, 16-21
11/16/1991	H	L, 7-15
11/14/1992	A	W, 25-22
9/25/1993	A	W, 27-10
9/24/1994	H	W, 30-16
11/11/1995	A	W, 55-37
11/16/1996	H	L, 22-31
9/27/1997	A	L, 14-38
9/26/1998	H	L, 7-29
10/16/1999	A	L, 23-54
10/13/2000	H	L, 7-21
9/22/2001	(Sioux Falls)	L, 16-19
9/28/2002	A	L, 10-17
9/27/2003	H	L, 0-34
9/25/2004	A	L, 13-20
9/24/2005	H	W, 59-14
11/4/2006	H	W, 45-28
11/1/2007	A	L, 14-41

**OMAHA MEDICS (3-0)**  
1902 W, 12-0  
1902 W, 35-0  
1904 W, 25-0

**OREGON (0-1)**  
8/30/2014 A L, 13-62

**PACIFIC (0-2)**  
9/23/1939 A L, 0-6  
11/14/1947 A L, 0-52

**PARSONS (1-0-1)**  
1936 H T, 7-7  
10/4/1947 A W, 33-7

**PERU ST (2-0)**  
1938 W, 33-12  
9/2/2004 H W, 56-0

**QUINCY (1-0)**  
8/31/2006 H W, 59-0

**SAM HOUSTON ST (0-1)**  
12/2/2017 A L, 42-54

**SAN JOSE ST (0-1)**  
11/21/1940 A L, 7-40

**SIOUX CITY MEDICS (1-0)**  
1900 W, 23-0

**SIOUX FALLS (3-0)**  
1902 W, 33-0  
1920 W, 64-0  
1936 H W, 25-6

**S.D. MINES (2-0)**  
1902 W, 23-0  
9/25/1954 A W, 38-0

**SOUTH DAKOTA ST (53-56-7)**  
1889 T, 6-6  
1900 W, 17-0  
1901 W, 22-0  
1901 W, 6-0  
1902 W, 10-0  
1904 T, 6-6  
1905 W, 17-0  
1906 W, 22-0  
1910 W, 33-0  
1911 W, 15-6  
1912 W, 73-7  
1914 W, 12-0  
1915 W, 7-0  
1919 L, 6-13  
1920 W, 7-3  
1921 L, 0-9  
10/28/1922 A T, 7-7  
10/27/1923 H L, 0-7  
11/1/1924 A L, 3-10  
10/31/1925 H L, 0-7  
10/30/1926 A T, 0-0  
10/29/1927 H W, 16-12  
10/27/1928 A L, 0-13  
10/26/1929 H L, 0-6  
10/25/1930 A L, 6-13  
10/31/1931 H W, 10-0  
10/22/1932 A T, 0-0  
10/28/1933 H L, 0-14  
11/18/1933 (Sioux Falls) W, 6-0  
1934 A L, 0-19  
1935 H W, 7-2  
1936 A W, 6-0  
1937 H W, 12-2  
1938 W, 7-0  
10/28/1939 H W, 21-7  
10/26/1940 A W, 26-0  
1941 W, 40-0  
1942 W, 7-0  
10/26/1946 H L, 0-20  
10/25/1947 A W, 26-7  
1948 W, 33-0  
10/29/1949 A L, 25-27  
10/28/1950 H L, 28-54  
10/27/1951 A W, 26-6  
1952 H T, 21-21  
10/31/1953 A L, 0-25  
10/30/1954 H L, 19-20  
10/29/1955 A L, 7-27  
10/20/1956 H W, 19-14  
10/19/1957 A L, 13-21  
1958 W, 28-7  
10/17/1959 A L, 7-12  
10/15/1960 H L, 7-28  
10/21/1961 A L, 6-34  
10/20/1962 H L, 0-24  
10/19/1963 A L, 0-61  
10/17/1964 H W, 10-7  
10/16/1965 A L, 14-30  
10/22/1966 H L, 18-22  
10/21/1967 A L, 14-42  
10/19/1968 H W, 55-32  
10/18/1969 H L, 14-20  
10/17/1970 H W, 26-0  
10/16/1971 A W, 37-18  
10/16/1972 H W, 42-27  
10/20/1973 A W, 36-10  
10/19/1974 H W, 20-6

10/18/1975	A	L, 22-24
10/23/1976	H	T, 17-17
10/22/1977	A	W, 15-10
10/14/1978	A	W, 24-7
10/6/1979	A	L, 21-26
11/10/1979	H	L, 28-33
9/27/1980	A	L, 13-21
11/8/1980	H	W, 16-7
9/19/1981	A	L, 20-21
11/7/1981	H	W, 28-16
9/11/1982	A	L, 7-20
10/30/1982	H	W, 31-6
10/29/1983	A	W, 48-23
10/27/1984	H	W, 45-42
9/14/1985	H	W, 33-18
10/19/1985	A	L, 12-24
9/13/1986	A	W, 26-14
10/18/1986	H	W, 51-39
9/26/1987	A	W, 30-21
9/24/1988	H	W, 22-21
9/9/1989	H	L, 7-14
10/7/1989	A	W, 35-13
9/8/1990	A	L, 3-24
10/6/1990	H	L, 14-16
9/14/1991	H	L, 7-19
10/12/1991	A	L, 18-21
9/12/1992	A	L, 0-13
10/10/1992	H	L, 21-31
10/23/1993	H	W, 29-7
10/22/1994	A	L, 10-26
10/7/1995	H	L, 3-31
10/12/1996	A	L, 17-28
10/4/1997	H	W, 21-3
10/3/1998	A	L, 10-24
11/6/1999	H	L, 30-43
11/4/2000	A	W, 41-28
10/27/2001	H	L, 3-20
11/2/2002	A	L, 20-27
10/25/2003	H	L, 11-22
11/17/2012	A	L, 8-31
11/16/2013	H	L, 12-27
11/22/2014	A	L, 14-37
11/14/2015	H	L, 23-30
11/12/2016	A	L, 21-28
11/18/2017	H	L, 28-31
11/17/2018	A	L, 27-49
11/23/2019	H	W, 24-21
11/13/2021	H	W, 23-20
10/08/2022	A	L, 3-28

**S.D.-SPRINGFIELD (1-0)**  
9/27/1928 H W, 20-0

**SOUTHEAST MISSOURI ST (1-1)**  
9/14/1957 A W, 21-0  
1958 H L, 2-6

**SE LOUISIANA (1-1)**  
9/13/2008 A L, 30-31  
9/29/2009 H W, 44-13

**SOUTHERN ILLINOIS (4-4)**  
10/4/2014 A L, 10-41  
11/7/2015 H W, 34-31  
11/5/2016 A L, 28-35  
10/28/2017 H W, 42-0  
9/29/2018 A W, 31-24  
10/26/2019 H L, 28-48  
11/27/2021 H L, 10-22  
10/22/2022 H W, 27-24

**SOUTHERN OREGON (1-0)**  
11/8/2008 H W, 37-0

**SOUTHERN UTAH (3-1)**  
11/15/2008 A W, 42-20  
11/7/2009 H W, 45-21  
10/23/2010 A L, 13-31  
10/8/2011 H W, 24-19

**ST. AMBROSE (1-0)**  
2008 H W, 52-0

**ST. CLOUD ST (11-15)**  
9/24/1955 H L, 7-20  
9/24/1983 A L, 7-41  
9/22/1984 H W, 22-21  
11/2/1985 A L, 24-40  
11/1/1986 H W, 52-0  
10/17/1987 H L, 10-13  
10/15/1988 A L, 3-14  
11/4/1989 A L, 25-28  
11/3/1990 H W, 31-27  
10/26/1991 A L, 0-45  
10/24/1992 H L, 16-29  
11/13/1993 H L, 10-21  
11/12/1994 A W, 24-22  
9/30/1995 H W, 12-7  
10/5/1996 A (2OT) W, 38-31  
11/8/1997 A L, 7-17  
11/7/1998 H L, 15-26  
10/9/1999 H W, 43-22  
10/7/2000 A W, 37-0  
9/15/2001 (Sioux Falls) L, 21-22  
9/21/2002 A L, 15-36  
10/18/2003 A L, 21-33  
10/16/2004 H W, 37-21  
10/15/2005 A L, 17-24  
9/23/2006 A W, 20-10  
9/22/2007 H W, 31-0

**ST. JOSEPH'S (IN) (1-0)**  
2002 H W, 42-7

**ST. LOUIS (0-5-1)**  
11/18/1922 A L, 0-24  
1936 A T, 6-6  
1937 A L, 0-9  
11/24/1939 A L, 0-6  
11/1/1946 A L, 7-41  
10/27/1956 A L, 7-27

**ST. MARY (KS) (0-1)**  
10/27/1961 H L, 37-38

**ST. THOMAS (1-0)**  
9/8/1979 H W, 22-6

**TENNESSEE TECH (1-1)**  
9/15/1973 A W, 30-0  
9/7/1974 H L, 13-17

**TROY ST (1-0)**  
12/6/1986 H W, 42-28

**TRUMAN ST (10-1)**  
9/24/1977 A L, 7-19  
9/9/1978 H W, 14-9  
9/15/1979 H W, 35-10  
9/10/1983 H W, 42-9  
9/8/1984 A W, 27-14  
9/2/1995 A W, 27-10  
9/12/1998 H W, 21-16  
9/11/1999 A W, 38-21  
9/9/2000 H W, 38-14  
8/28/2004 A W, 49-22  
9/3/2005 H W, 63-24

**TULSA (0-1)**  
10/8/1927 A L, 12-33

**UC DAVIS (4-2)**  
11/29/1986 A W, 26-23  
10/10/2009 H (OT) L, 23-24  
10/9/2010 A L, 13-17  
10/22/2011 H W, 27-24  
8/31/2013 H W, 10-7  
9/12/2015 A W, 27-17

**UNI (20-31-1)**  
1899 T, 0-0  
1901 L, 6-10  
1937 H W, 13-0  
1938 W, 26-2  
11/11/1939 H L, 0-14  
1942 L, 0-36  
11/11/1949 H L, 14-21  
11/4/1950 A W, 14-7  
11/3/1951 H W, 27-7  
1952 A W, 34-20  
11/7/1953 H L, 27-34  
11/6/1954 A W, 34-33  
11/5/1955 H L, 26-33  
11/3/1956 H W, 20-19  
11/2/1957 A L, 7-27  
1958 W, 38-14  
10/31/1959 A W, 27-6  
10/29/1960 H L, 0-40  
11/4/1961 A L, 7-27  
9/29/1962 A L, 0-28  
9/28/1963 A L, 6-33  
11/7/1964 H L, 6-13  
11/6/1965 A L, 0-41  
11/5/1966 H W, 30-14  
11/4/1967 A L, 7-15  
10/26/1968 H W, 13-7  
10/25/1969 A L, 2-14  
10/3/1970 H W, 41-17  
10/2/1971 A L, 0-8  
9/30/1972 H W, 21-7  
9/29/1973 A W, 19-7  
11/9/1974 H W, 26-14  
11/8/1975 A L, 19-45  
11/6/1976 H L, 7-14  
11/5/1977 A L, 14-34  
11/3/1979 H L, 9-23  
11/15/1980 A W, 16-14  
11/14/1981 H W, 34-12  
11/13/1982 A L, 24-41  
9/6/2008 A L, 13-24  
9/12/2009 A L, 7-66  
10/16/2010 H L, 14-19  
11/10/2012 H L, 21-24  
10/19/2013 A (2OT) W, 38-31  
10/11/2014 H L, 16-27  
10/31/2015 A L, 7-20

10/8/2016 H W, 28-25  
11/4/2017 A L, 29-34  
10/13/2018 H L, 28-42  
10/19/2019 A L, 27-42  
10/16/2021 A W, 34-21  
11/19/2022 H L, 14-58

**UNLV (0-1)**  
9/18/1976 A L, 26-28

**UPPER IOWA (2-0)**  
10/23/2004 A W, 45-12  
10/22/2005 H W, 63-17

**UTAH (0-1)**  
10/9/1926 A L, 0-13

**VALPARAISO (0-1)**  
1919 L, 0-12

**WASHBURN (1-1)**  
1986 H L, 14-16  
1987 H W, 17-7

**WASHINGTON (MO) (2-1)**  
10/26/1957 H L, 19-25  
10/24/1959 A W, 27-21  
10/22/1960 H W, 7-6

**WAYNE ST (MI) (0-1)**  
9/23/1950 A L, 14-69

**WAYNE ST (NE) (8-3)**  
1937 H W, 25-7  
9/28/1940 H L, 0-6  
1941 W, 13-0  
1945 L, 0-6  
10/5/1946 H L, 0-12  
9/17/1966 H W, 40-6  
9/16/1967 H W, 20-6  
9/2/1989 H W, 35-0  
9/7/1996 H W, 48-28  
9/6/1997 A W, 59-0  
9/5/1998 H W, 24-14

**WEBER ST (1-1-1)**  
11/21/1970 A T, 21-21  
9/10/2016 H (2OT) W, 52-49  
9/15/2018 A L, 10-27

**WEST TEXAS A&M (0-1)**  
8/30/2007 A L, 45-55

**WESTERN ILLINOIS (5-6)**  
11/13/1976 H W, 28-7  
10/15/1977 A W, 17-16  
10/6/2012 H L, 17-24  
9/28/2013 A L, 10-24  
11/8/2014 H L, 29-44  
10/10/2015 A L, 21-40  
10/29/2016 H L, 34-35  
9/30/2017 A W, 38-33  
11/10/2018 H W, 17-12  
11/2/2019 A L, 34-38  
11/6/2021 A W, 42-21

**WESTERN WASHINGTON (2-0)**  
10/14/2006 A W, 42-10  
10/13/2007 H W, 24-10

### WESTMAR (IA) (4-0)

11/6/1926	A	W, 25-0
11/5/1927	A	W, 14-6
10/19/1929	H	W, 42-0
1934	H	W, 46-0
1948		W, 52-0

### WILLIAM PENN (2-0)

9/3/2009	H	W, 52-0
9/6/2014	H	W, 41-16

### WINONA ST (3-0)

9/1/1973	H	W, 77-0
8/30/2001	H	W, 44-21
9/8/2007	H	W, 49-28

### WISCONSIN (0-2)

9/20/1975	A	L, 7-48
9/24/2011	A	L, 10-59

### UW-LACROSSE (1-1)

9/20/2003	A	L, 24-28
9/18/2004	H	W, 45-44

### UW-RIVER FALLS (1-0)

9/27/1975		W, 14-12
-----------	--	----------

### UW-STEVENS POINT (1-0)

9/3/1988	H	W, 40-7
----------	---	---------

### UW-WHITEWATER (1-0)

9/3/1994	H	W, 37-6
----------	---	---------

### WYOMING (0-5)

9/11/1971	A	L, 28-42
9/11/1976	A	L, 7-48
9/16/1978	A	L, 11-30
9/3/1983	A	L, 13-34
9/1/1984	A	L, 13-31

### YANKTON (SD) (28-2-1)

1889		W, 11-0
1898		L, 4-18
1898		W, 22-14
1902		W, 40-0
1902		W, 23-0
1905		W, 23-0
1906		W, 35-4
1907		W, 39-0
1908		W, 6-0
1909		W, 39-0
1910		W, 29-0
1911		W, 35-0
1914		W, 33-3
1915		W, 46-0
1921		W, 28-0
9/30/1922	H	W, 7-0
10/6/1923	H	W, 48-0
9/27/1924	H	W, 19-0
9/26/1925	H	W, 45-0
9/25/1926	H	W, 34-0
9/28/1928	H	W, 19-0
9/28/1929	H	W, 13-0
9/27/1930	H	T, 7-7
9/19/1931	H	W, 21-6
9/24/1932	H	W, 20-0
9/23/1933	H	W, 20-0
1934	H	W, 20-0
1935	H	W, 34-0
1945		L, 0-13
9/28/1946	H	W, 19-13
9/20/1947	H	W, 25-7

### YORK (NE) (1-0)

9/30/1933	H	W, 19-0
-----------	---	---------

### YOUNGSTOWN ST (2-8)

11/3/2012	A	L, 10-13
11/2/2013	H	L, 34-38
11/1/2014	A	L, 17-28
10/3/2015	H	L, 3-31
10/1/2016	A	L, 20-30
10/7/2017	H	W, 31-28
10/20/2018	A	L, 17-29
11/9/2019	H	W, 56-21
3/20/2021	A	L, 10-28
10/29/2022	A	L, 24-45

**USD All-Time vs. Opponents**

Air Force.....	0-1	LeMars Crescent.....	2-0	<b>Southern Illinois .....</b>	<b>4-4</b>
Arkansas St .....	0-2	Lincoln (Mo.).....	1-0	Southern Oregon.....	1-0
Army.....	0-1	Lincoln Medics (Neb.).....	2-0	Southern Utah .....	3-1
Augustana.....	44-19	Lindenwood .....	1-0	St. Ambrose .....	1-0
Austin College .....	0-1	Louisiana Tech .....	0-1	St. Cloud St.....	11-15
Bellevue .....	1-0	Marquette .....	0-5	St. Joseph's (Ind.).....	1-0
Bemidji St .....	2-1	McNeese St .....	0-1	St. Louis .....	0-5-1
Black Hills St .....	1-0	Michigan.....	0-1	St. Mary (Kan.).....	0-1
Boise St.....	0-1	Michigan St.....	0-5-1	<b>St. Thomas .....</b>	<b>1-0</b>
Bowling Green .....	1-0	Minnesota .....	2-8	Tennessee Tech .....	1-1
Bradley .....	1-1	Minnesota St .....	19-12	Troy St.....	1-0
Buena Vista .....	4-1	Minnesota-Crookston .....	2-0	Truman St.....	10-1
BYU .....	0-1	Minnesota-Duluth.....	4-3	Tulsa .....	0-1
Cal Poly.....	3-3	Minnesota-Moorhead.....	2-0	UC Davis.....	4-2
Cameron .....	2-0	<b>Missouri .....</b>	<b>First Meeting</b>	UNI .....	20-31-1
Carleton .....	2-1-1	Missouri S&T.....	3-0	UNLV.....	0-1
Catholic Univ. (Md.).....	0-1	Missouri St.....	5-4	Upper Iowa .....	2-0
Central Arkansas .....	0-1	Missouri Western .....	1-1	Utah.....	0-1
Central Florida .....	0-1	Montana .....	6-14	Valparaiso.....	0-1
Central Missouri .....	2-0	Montana St .....	0-2	Washburn.....	1-1
Central St (Ohio).....	1-0	Morningside .....	59-28-6	Washington (Mo.) .....	2-1
Central Washington .....	1-1	<b>Murray State .....</b>	<b>First Meeting</b>	Wayne St (Mich.) .....	0-1
Cincinnati .....	0-4	Nebraska.....	1-14-2	Wayne St (Neb.).....	8-3
Colgate.....	1-0	Nebraska-Kearney .....	1-0	Weber St .....	1-1-1
Colorado Mines .....	1-0	Nebraska Wesleyan.....	6-1-1	West Texas A&M .....	0-1
Columbus College.....	1-0	Nevada .....	0-1	<b>Western Illinois .....</b>	<b>5-6</b>
Concordia-St. Paul.....	1-0	New Mexico.....	0-1	Western Washington.....	2-0
Creighton .....	9-11-1	Nicholls .....	1-0	Westmar (Iowa) .....	5-0
Culver-Stockton .....	1-0	<b>North Dakota .....</b>	<b>31-64-5</b>	William Penn .....	2-0
Dakota Wesleyan .....	20-1-1	<b>North Dakota St .....</b>	<b>26-57-2</b>	Winona St.....	3-0
Denver .....	2-1	North Greenville .....	1-0	Wisconsin .....	0-2
DePaul .....	0-1	Northern Arizona.....	2-1	Wisconsin-LaCrosse.....	1-1
Des Moines .....	1-0	Northern Colorado.....	16-20	Wisconsin-River Falls.....	1-0
Doane .....	2-0	Northern St.....	8-0	Wisconsin-Stevens Point.....	1-0
Drake.....	8-11	Northwest Missouri St .....	1-0	Wisconsin-Whitewater.....	1-0
Duke.....	0-1	Northwestern Oklahoma St.....	2-0	Wyoming .....	0-5
Eastern Illinois.....	0-3	Northwestern.....	0-5	Yankton (S.D.).....	28-2-1
Eastern Washington.....	1-0	Northwood .....	1-0	York (Neb.).....	1-0
George Washington.....	0-0-1	Notre Dame .....	0-5	<b>Youngstown St .....</b>	<b>2-8</b>
Gonzaga.....	0-1	Oklahoma.....	0-1	<b>TOTAL.....</b>	<b>552-554-34</b>
Grand Valley St .....	0-1	Omaha.....	25-22-1	<b>BOLD: 2023 Opponent</b>	
Gustavus Adolphus.....	1-0	Omaha Medics.....	3-0		
Haskell Indian Nations.....	0-1	Oregon .....	0-1		
Houston Baptist .....	0-1	Pacific.....	0-2		
Huron.....	4-0	Parsons.....	1-0-1		
Idaho St.....	1-1	Peru St .....	2-0		
Illinois .....	0-2	Quincy .....	1-0		
Illinois College .....	1-0	Sam Houston State .....	0-1		
Illinois St.....	2-8	San Jose St .....	0-1		
Illinois Wesleyan.....	1-1	Sioux City Medics .....	1-0		
<b>Indiana St .....</b>	<b>5-2</b>	Sioux Falls.....	3-0		
Iowa.....	0-8	South Dakota Mines .....	2-0		
Iowa St.....	0-9	<b>South Dakota St.....</b>	<b>53-56-7</b>		
Kansas.....	0-3	South Dakota-Springfield.....	1-0		
Kansas St.....	0-6	Southeast Missouri St .....	1-1		
<b>Lamar.....</b>	<b>0-3</b>	Southeastern Louisiana .....	1-1		

**USD All-Time vs. The Conferences**

<b><u>FBS</u></b>	
<b>ACC</b>	
Duke.....	0-1
<b>American Athletic</b>	
Central Florida.....	0-1
Cincinnati.....	0-4
Tulsa.....	0-1
<b>Big 12</b>	
Iowa St.....	0-9
Kansas.....	0-3
Kansas St.....	0-6
Oklahoma.....	0-1
<b>Big Ten</b>	
Illinois.....	0-2
Iowa.....	0-8
Michigan.....	0-1
Michigan St.....	0-5-1
Minnesota.....	2-8
Nebraska.....	1-14-2
Northwestern.....	0-5
Wisconsin.....	0-2
<b>Conference USA</b>	
Louisiana Tech.....	0-1
<b>Independent</b>	
Army.....	0-1
BYU.....	0-1
Notre Dame.....	0-5
<b>Mid-American</b>	
Bowling Green.....	1-0
<b>Mountain West</b>	
Air Force.....	0-1
Boise St.....	0-1
Nevada.....	0-1
New Mexico.....	0-1
San Jose St.....	0-1
UNLV.....	0-1
Wyoming.....	0-5
<b>Pac-12</b>	
Oregon.....	0-1
Utah.....	0-1
<b>Sun Belt</b>	
Arkansas St.....	0-2
Troy St.....	1-0

<b><u>FCS</u></b>	
<b>Big Sky</b>	
Cal Poly.....	3-3
Eastern Washington.....	1-0
Idaho St.....	1-1
Montana.....	6-14
Montana St.....	0-2
Northern Arizona.....	2-1
Northern Colorado.....	16-20
Southern Utah.....	3-1
UC Davis.....	4-2
Weber St.....	1-1-1
<b>MVFC</b>	
Illinois St.....	2-8
Indiana St.....	5-2
Missouri St.....	5-4
North Dakota.....	31-63-5
North Dakota St.....	26-58-2
South Dakota St.....	53-56-7
Southern Illinois.....	4-4
UNI.....	20-31-1
Western Illinois.....	5-6
Youngstown St.....	2-8
<b>Ohio Valley</b>	
Eastern Illinois.....	0-3
Southeast Missouri St.....	1-1
Tennessee Tech.....	1-1
<b>Patriot League</b>	
Colgate.....	1-0
<b>Pioneer</b>	
Drake.....	8-11
Valparaiso.....	0-1
<b>Southland</b>	
Central Arkansas.....	0-1
Houston Baptist.....	0-1
Lamar.....	0-3
McNeese St.....	0-1
Nicholls.....	1-0
Sam Houston State.....	0-1
Southeastern Louisiana.....	1-1
<b><u>Division II</u></b>	
<b>GLIAC</b>	
Grand Valley St.....	0-1
Northwood.....	1-0
Wayne St (MI).....	0-1
<b>Great American</b>	
Northwestern Oklahoma St.....	2-0

<b>Great Lakes</b>	
Central St.....	1-0
Missouri S&T.....	3-0
Quincy.....	1-0
St. Joseph's (IN).....	1-0
Truman St.....	10-1
<b>Great Northwest</b>	
Central Washington.....	1-1
<b>Lone Star</b>	
West Texas A&M.....	0-1
<b>Independent</b>	
North Greenville.....	1-0
South Dakota Mines.....	2-0
<b>MIAA</b>	
Central Missouri.....	2-0
Lincoln (MO).....	1-0
Lindenwood.....	1-0
Missouri Western.....	1-1
Nebraska-Kearney.....	1-0
Northwest Missouri St.....	1-0
Washburn.....	1-1
<b>Northern Sun</b>	
Augustana.....	44-19
Bemidji St.....	2-1
Concordia-St. Paul.....	1-0
Minnesota St.....	19-12
Minnesota-Crookston.....	2-0
Minnesota-Duluth.....	4-3
Minnesota-Moorhead.....	2-0
Northern St.....	8-0
Sioux Falls.....	3-0
St. Cloud St.....	11-15
Upper Iowa.....	2-0
Wayne St (NE).....	8-3
Winona St.....	3-0
<b>Rocky Mountain</b>	
Black Hills St.....	1-0
Colorado Mines.....	1-0
<b><u>Division III</u></b>	
<b>CCIW</b>	
Illinois Wesleyan.....	1-1
<b>Iowa</b>	
Buena Vista.....	4-1
<b>Midwest</b>	
Illinois College.....	1-0
<b>Minnesota</b>	
Carleton.....	2-1-1
Gustavus Adolphus.....	1-0
St. Thomas.....	1-0

<b>Northwest</b>	
Pacific.....	0-2
<b>Old Dominion</b>	
Catholic University.....	0-1
<b>Southern Collegiate</b>	
Austin College.....	0-1
<b>University</b>	
Washington (MO).....	2-1
<b>Wisconsin</b>	
UW-La Crosse.....	1-1
UW-River Falls.....	1-0
UW-Stevens Point.....	1-0
UW-Whitewater.....	1-0
<b><u>NAIA</u></b>	
Culver-Stockton.....	1-0
Dakota Wesleyan.....	20-1-1
Doane.....	2-0
Haskell Indian Nations.....	0-1
Morningside.....	59-28-6
Nebraska Wesleyan.....	6-1-1
Peru St.....	2-0
Southern Oregon.....	1-0
St. Ambrose.....	1-0
St. Mary (KS).....	0-1
William Penn.....	2-0
<b><u>No longer offer football</u></b>	
Bellevue.....	1-0
Bradley.....	1-1
Cameron.....	2-0
Creighton.....	9-11-1
Denver.....	2-1
DePaul.....	0-1
George Washington.....	0-0-1
Gonzaga.....	0-1
Marquette.....	0-5
Omaha.....	25-22-1
St. Louis.....	0-5-1
Western Washington.....	2-0
York (NE).....	1-0
<b><u>Defunct</u></b>	
Columbus College.....	1-0
Des Moines.....	1-0
Huron.....	4-0
LeMars Crescent.....	2-0
Lincoln Medics (NE).....	2-0
Omaha Medics.....	3-0
Parsons.....	1-0-1
Sioux City Medics.....	1-0
S.D. Springfield.....	1-0
Westmar (IA).....	5-0
Yankton.....	28-2-1

**USD vs. Ranked Opponents (Since 2000)**

**2000**

Date	USD	Opp	Opp	Result
9/23	--	3	at North Dakota St	L, 20-45
10/13	--	8	Omaha	L, 7-21

**2001**

Date	USD	Opp	Opp	Result
8/30	--	22	vs. Winona St	W, 44-21
9/29	--	2	at North Dakota St	L, 10-42
11/10	--	6	North Dakota	L, 7-48

**2002**

Date	USD	Opp	Opp	Result
9/14	--	21	Minnesota Duluth	L, 21-23

**2003**

Date	USD	Opp	Opp	Result
9/13	--	9	Minnesota Duluth	W, 10-7
9/20	23	9	at UW-LaCrosse (D3)	L, 24-28
9/27	--	13	Omaha	L, 0-34
10/18	--	20	at St. Cloud St	L, 21-33
11/1	--	17	at North Dakota St	L, 3-35
11/8	--	8	North Dakota	L, 3-37

**2004**

Date	USD	Opp	Opp	Result
10/16	18	6	St. Cloud St	W, 37-21
11/6	7	16	at North Dakota	L, 21-41

**2005**

Date	USD	Opp	Opp	Result
9/24	9	4	Omaha	W, 59-14
10/15	3	12	at St. Cloud St	L, 17-24
11/5	13	5	North Dakota	W, 42-30

**2006**

Date	USD	Opp	Opp	Result
11/4	15	7	Omaha	W, 45-28
11/11	12	7	at North Dakota	L, 26-33
11/18	16	17	at Northwood (ot)	W, 31-28
11/25	16	1	at Grand Valley St	L, 17-35

**2007**

Date	USD	Opp	Opp	Result
9/30	8	15	at West Texas A&M	L, 45-55
9/8	19	23	Winona St	W, 49-28
9/29	14	6	at McNeese St (FCS)	L, 7-31
10/6	20	23	at Central Washington	L, 40-45
11/1	22	2	at Omaha	L, 14-41
11/10	22	2	North Dakota	L, 27-31

**2008**

Date	USD	Opp	Opp	Result
9/6	--	5	at UNI	L, 13-24
10/4	--	8	at Cal Poly	L, 22-49

**2009**

Date	USD	Opp	Opp	Result
9/12	--	4	at UNI	L, 7-66

**2010**

Date	USD	Opp	Opp	Result
9/25	20	18	at North Dakota St	L, 16-38
10/16	--	22	UNI	L, 14-19
11/6	--	18	Cal Poly	L, 24-38

**2011**

Date	USD	Opp	Opp	Result
9/10	--	1	at Eastern Washington	W, 30-17
9/24	18	6	at Wisconsin (FBS)	L, 10-59
10/8	18	22	Southern Utah	W, 24-19
11/19	22	22	at North Dakota	L, 37-38

**2012**

Date	USD	Opp	Opp	Result
9/1	--	10	at Montana	L, 24-35
9/29	--	12	Illinois St	L, 31-34
10/20	--	4	vs. North Dakota St	L, 0-54
10/27	--	15	at Indiana St	L, 14-45
11/17	--	21	at South Dakota St	L, 8-31

**2013**

Date	USD	Opp	Opp	Result
9/21	--	22	at Northern Arizona	L, 16-22
10/19	--	11	at UNI (2ot)	W, 38-31
11/2	--	10	Youngstown St	L, 34-38
11/9	--	10	Montana	L, 27-31
11/16	--	19	South Dakota St	L, 12-27
11/23	--	1	at North Dakota St	L, 0-42

**2014**

Date	USD	Opp	Opp	Result
8/30	--	3	at Oregon (FBS)	L, 13-62
9/13	--	4	at Montana	L, 20-28
9/20	--	23	Northern Arizona	W, 28-21
10/4	--	15	at Southern Illinois	L, 10-41
10/11	--	21	UNI	L, 16-27
10/25	--	1	North Dakota St	L, 7-47
11/1	--	11	at Youngstown St	L, 17-28
11/15	--	7	Illinois St	L, 26-45
11/22	--	15	at South Dakota St	L, 14-37

**2015**

Date	USD	Opp	Opp	Result
10/3	--	10	Youngstown St	L, 3-31
10/17	--	2	at North Dakota St	W, 24-21
10/31	--	18	at UNI	L, 7-20
11/14	--	5	South Dakota St	L, 23-30
11/21	--	6	at Illinois St	L, 0-46

**2016**

Date	USD	Opp	Opp	Result
10/1	--	15	at Youngstown St	L, 20-30
10/8	--	11	UNI	W, 28-25
10/29	25	13	Western Illinois	L, 34-35
11/12	--	11	at South Dakota St	L, 21-28
11/19	--	4	North Dakota St	L, 21-28

**2017**

Date	USD	Opp	Opp	Result
9/16	23	10	North Dakota	W, 45-7
9/30	10	13	at Western Illinois	W, 38-33
10/7	6	3	Youngstown St	W, 31-28
10/21	4	24	at Illinois St	L, 21-37
11/11	10	5	at North Dakota St	L, 14-49
11/18	15	5	South Dakota St	L, 28-31
11/25	16	22	at Nicholls St	W, 38-31
12/2	16	5	at Sam Houston St	L, 42-54

**2018**

Date	USD	Opp	Opp	Result
9/15	22	11	at Weber St	L, 10-27
10/6	--	24	Missouri St	W, 35-28
10/27	--	1	North Dakota St	L, 14-59
11/17	--	5	at South Dakota St	L, 27-49

**2019**

Date	USD	Opp	Opp	Result
8/31	--	25	Montana	L, 17-31
9/7	--	4	at Oklahoma (FBS)	L, 14-70
10/19	--	14	at UNI	L, 27-42
11/16	--	1	at North Dakota St	L, 14-49
11/23	--	5	South Dakota St	W, 24-21

**2020-21**

Date	USD	Opp	Opp	Result
2/27	--	7	at Illinois St	W, 27-20
3/4	20	4	at North Dakota	L, 10-21

**2021**

Date	USD	Opp	Opp	Result
9/25	--	18	at Missouri St	L, 23-31
10/9	--	13	North Dakota	W, 20-13
10/16	21	16	at UNI	W, 34-21
11/13	17	4	South Dakota St	W, 23-20
11/20	16	4	at North Dakota St	L, 24-52
11/27	17	21	Southern Illinois	L, 10-22

**2022**

Date	USD	Opp	Opp	Result
9/3	--	3	at Montana	L, 7-24
9/24	--	1	North Dakota St	L, 17-34
10/8	--	2	at South Dakota St	L, 3-28
10/22	--	14	Southern Illinois	W, 27-24
11/12	--	19	at North Dakota	L, 19-28

## USD When Ranked (Since 1997)

### 2003

Date	USD	Opp	Opp	Result
9/20	23	9	at UW-LaCrosse (D3)	L, 24-28

### 2004

Date	USD	Opp	Opp	Result
9/25	25	--	at Omaha	L, 13-20
10/2	25	--	Augustana	W, 23-0
10/9	22	--	at Minnesota St	W, 30-23
10/16	18	6	St. Cloud St	W, 37-21
10/23	13	--	at Upper Iowa	W, 45-12
10/30	10	--	Minnesota Duluth	W, 48-21
11/6	7	16	at North Dakota	L, 21-41

### 2005

Date	USD	Opp	Opp	Result
8/25	25	--	at Minn.-Crookston	W, 77-0
9/3	13	--	Truman St	W, 63-24
9/10	11	--	Minn.-Moorhead	W, 56-10
9/17	10	--	at Colo. Mines (ot)	W, 44-41
9/24	9	4	Omaha	W, 59-14
10/1	4	--	at Augustana	W, 48-17
10/8	3	--	Minnesota St	W, 35-14
10/15	3	12	at St. Cloud St	L, 17-24
10/22	9	--	Upper Iowa	W, 63-17
10/29	5	--	at Minnesota Duluth	L, 43-56
11/5	13	5	North Dakota	W, 42-30

### 2006

Date	USD	Opp	Opp	Result
8/31	12	--	Quincy	W, 59-0
9/9	8	--	Minn.-Crookston	W, 66-6
9/16	8	--	Minnesota Duluth	W, 27-14
9/23	6	--	St. Cloud St	W, 20-10
9/30	6	--	at C. Arkansas (FCS)	L, 0-24
10/7	11	--	Central Washington	W, 10-7
10/14	11	--	at W. Washington	W, 42-10
10/21	10	--	Augustana	W, 38-14
10/26	8	--	at Minnesota St	L, 39-44
11/4	15	7	Omaha	W, 45-28
11/11	12	7	at North Dakota	L, 26-33
11/18	16	17	at Northwood (ot)	W, 31-28
11/25	16	1	at Grand Valley St	L, 17-35

### 2007

Date	USD	Opp	Opp	Result
9/30	8	15	at West Texas A&M	L, 45-55
9/8	19	23	Winona St	W, 49-28
9/15	19	--	at Minnesota Duluth	W, 36-22
9/22	15	--	St. Cloud St	W, 31-0
9/29	14	6	at McNeese St (FCS)	L, 7-31
10/6	20	23	at Central Washington	L, 40-45
10/13	24	--	Western Washington	W, 24-10
10/20	23	--	at Augustana	W, 38-17
10/27	23	--	Minnesota St	W, 34-23
11/1	22	2	at Omaha	L, 14-41
11/10	22	2	North Dakota	L, 27-31

### 2010

Date	USD	Opp	Opp	Result
9/18	24	--	NW Oklahoma St	W, 48-14
9/25	20	18	at North Dakota St	L, 16-38

### 2011

Date	USD	Opp	Opp	Result
9/17	23	--	NW Oklahoma St	W, 48-10
9/24	18	6	at Wisconsin (FBS)	L, 10-59
10/1	21	--	Lindenwood	W, 30-0
10/8	18	22	Southern Utah	W, 24-19
10/15	14	--	at Illinois St	L, 3-28
10/22	19	--	UC Davis	W, 27-24
10/29	15	--	at Cal Poly	L, 24-27
11/12	24	--	Missouri S&T	W, 48-14
11/19	22	22	at North Dakota	L, 37-38

### 2016

Date	USD	Opp	Opp	Result
10/29	25	13	Western Illinois	L, 34-35

### 2017

Date	USD	Opp	Opp	Result
9/16	23	10	North Dakota	W, 45-7
9/30	10	13	at Western Illinois	W, 38-33
10/7	6	3	Youngstown St	W, 31-28
10/14	4	--	Indiana St	W, 56-6
10/21	4	24	at Illinois St	L, 21-37
10/28	6	--	Southern Illinois	W, 42-0
11/4	6	--	at UNI	L, 29-34
11/11	10	5	at North Dakota St	L, 14-49
11/18	15	5	South Dakota St	L, 28-31
11/25	16	22	at Nicholls St	W, 38-31
12/2	16	5	at Sam Houston St	L, 42-54

### 2018

Date	USD	Opp	Opp	Result
9/8	23	--	Northern Colorado	W, 43-28
9/15	22	11	at Weber St	L, 10-27
10/13	24	--	UNI	L, 28-42

### 2020-21

Date	USD	Opp	Opp	Result
3/4	20	4	at North Dakota	L, 10-21
3/13	21	--	Missouri St	L, 24-27

### 2021

Date	USD	Opp	Opp	Result
10/16	21	16	at UNI	W, 34-21
10/23	15	--	Illinois St	L, 14-20
11/6	21	--	at Western Illinois	W, 42-21
11/13	17	4	South Dakota St	W, 23-20
11/20	16	4	at North Dakota St	L, 24-52
11/27	17	21	Southern Illinois	L, 10-22

**Year-by-Year Records**

Year	Coach (Conference Record)	W-L-T
1889	Unknown	1-0-1
1890	Unknown	4-1-1
1891-93	No Varsity Football	
1894	Unknown	2-2-0
1895	Unknown	0-0-1
1896-97	No Varsity Football	
1898	B.H. Morrison, Manager	1-1-1
1899	B.H. Morrison, Manager	4-1-1
1900	Unknown	4-2-0
1901	Ralph Norton (part-time)	6-1-1
1902	A.H. "Buck" Whittemore	9-0-0
1903	A.H. "Buck" Whittemore	2-5-0
1904	A.H. "Buck" Whittemore	4-2-2
1905	A.H. "Buck" Whittemore	4-1-1
1906	A.H. "Buck" Whittemore	3-2-0
1907	A.H. "Buck" Whittemore	2-2-1
1908	A.H. "Buck" Whittemore	5-1-0
1909	A.H. "Buck" Whittemore	2-1-1
1910	Joseph A. Pipal	5-2-0
1911	Rev. James Henderson	7-1-0
1912	Rev. James Henderson	5-1-0
1913	Rev. James Henderson	3-3-0
1914	Ion G. Cortright	5-2-1
1915	Ion G. Cortright	4-2-2
1916	Blaine McKusick	1-5-2
1917	Blaine McKusick	2-3-0
1918	John W. Stewart	1-2-0
1919	John W. Stewart	2-6-0
1920	A.H. "Buck" Whittemore	4-2-1
1921	A.H. "Buck" Whittemore	2-5-0
1922	L.B. Allison (0-2-1, T7th NCC)	2-6-1
1923	L.B. Allison (1-3-1, 7th NCC)	4-3-1
1924	L.B. Allison (4-1-0, 2nd NCC)	6-2-0
1925	L.B. Allison (1-4-0, 7th NCC)	3-5-0
1926	L.B. Allison (3-1-1, 2nd NCC)	5-3-1
1927	Vincent E. Montgomery (5-0-0, 1st NCC)	7-2-0
1928	Vincent E. Montgomery (1-3-0, T3rd NCC)	3-5-0
1929	Vincent E. Montgomery (0-3-1, 5th NCC)	4-4-1
1930	Vincent E. Montgomery (0-4-0, 5th NCC)	1-5-2
1931	Stanley G. Backman (1-3-0, T4th NCC)	2-5-0
1932	Stanley G. Backman (1-1-1, 3rd NCC)	4-5-1
1933	Stanley G. Backman (1-3-0, T4th NCC)	5-6-0
1934	Harry Gamage (0-4-0, 5th NCC)	2-7-0
1935	Harry Gamage (1-3-1, T4th NCC)	5-3-1
1936	Harry Gamage (3-1-0, 2nd NCC)	4-3-2
1937	Harry Gamage (4-1-0, 2nd NCC)	6-4-0
1938	Harry Gamage (5-0-0, 1st NCC)	7-1-0
1939	Harry Gamage (4-1-0, T1st NCC)	4-5-0
1940	Harry Gamage (2-1-1, 3rd NCC)	4-5-1
1941	Harry Gamage (4-1-0, 2nd NCC)	6-2-0
1942	Cletus Clinker (3-3-0, T3rd NCC)	5-3-0
1943-44	No Football (World War II)	
1945	Grant Heckenlively	0-4-0
1946	Harry Gamage (1-2-0, 6th NCC)	2-4-0
1947	Harry Gamage (4-0-0, T1st NCC)	7-2-0
1948	Harry Gamage (4-1-0, 2nd NCC)	7-3-0
1949	Harry Gamage (2-2-2, 5th NCC)	2-5-2

Year	Coach (Conference Record)	W-L-T
1950	Harry Gamage (3-3-0, 5th NCC)	4-5-0
1951	Harry Gamage (6-0-0, 1st NCC)	7-1-0
1952	Harry Gamage (3-2-1, T3rd NCC)	4-3-1
1953	Harry Gamage (2-4-0, T5th NCC)	2-6-0
1954	Harry Gamage (3-3-0, T3rd NCC)	5-4-0
1955	Harry Gamage (3-3-0, T4th NCC)	4-4-0
1956	Ralph "Boot" Stewart (4-2-0, T2nd NCC)	4-4-0
1957	Ralph "Boot" Stewart (3-2-1, 2nd NCC)	4-4-1
1958	Ralph "Boot" Stewart (4-2-0, 3rd NCC)	5-4-0
1959	Ralph "Boot" Stewart (3-2-1, T2nd NCC)	4-5-1
1960	Ralph "Boot" Stewart (0-6-0, 7th NCC)	1-8-0
1961	Ralph "Boot" Stewart (0-6-0, 7th NCC)	1-8-0
1962	Bob Burns (1-5-0, 6th NCC)	1-9-0
1963	Marv Rist (1-5-0, T6th NCC)	1-7-0
1964	Marv Rist (2-4-0, T4th NCC)	3-6-0
1965	Marv Rist (0-6-0, 7th NCC)	2-8-0
1966	Joe Salem (2-4-0, T4th NCC)	5-5-0
1967	Joe Salem (0-6-0, 7th NCC)	2-8-0
1968	Joe Salem (5-1-0, 2nd NCC)	9-1-0
1969	Joe Salem (2-4-0, T5th NCC)	3-7-0
1970	Joe Salem (3-2-1, 3rd NCC)	4-4-2
1971	Joe Salem (3-3-0, T4th NCC)	3-7-0
1972	Joe Salem (6-1-0, T1st NCC)	9-1-0
1973	Joe Salem (6-1-0, T1st NCC)	8-3-0
1974	Joe Salem (5-2-0, T1st NCC)	8-3-0
1975	Bernard "Beanie" Cooper (1-6-0, T7th NCC)	3-8-0
1976	Bernard "Beanie" Cooper (3-2-1, T4th NCC)	4-5-1
1977	Bernard "Beanie" Cooper (2-4-1, T6th NCC)	4-7-0
1978	Bernard "Beanie" Cooper (5-0-1, 1st NCC)	7-4-0
1979	Dave Triplett (3-3-0, 4th NCC)	5-6-0
1980	Dave Triplett (3-3-1, 5th NCC)	5-6-0
1981	Dave Triplett (3-3-1, 4th NCC)	5-6-0
1982	Dave Triplett (4-2-1, 3rd NCC)	6-5-0
1983	Dave Triplett (6-3-0, 3rd NCC)	7-4-0
1984	Dave Triplett (7-2-0, 3rd NCC)	8-3-0
1985	Dave Triplett (7-2-0, T2nd NCC)	10-3-0
1986	Dave Triplett (8-1-0, 2nd NCC)	11-3-0
1987	Dave Triplett (5-4-0, T4th NCC)	7-4-0
1988	Dave Triplett (4-5-0, T6th NCC)	6-5-0
1989	John Fritsch (4-5-0, 7th NCC)	5-6-0
1990	John Fritsch (3-6-0, T7th NCC)	4-7-0
1991	John Fritsch (1-7-0, T8th NCC)	1-8-0
1992	Dennis Creehan (2-7-0, 5th NCC)	3-8-0
1993	Dennis Creehan (4-5-0, T6th NCC)	6-5-0
1994	Dennis Creehan (3-6-0, T7th NCC)	5-6-0
1995	Dennis Creehan (6-3-0, 4th NCC)	8-3-0
1996	Dennis Creehan (4-5-0, T6th NCC)	6-5-0
1997	Ron Rankin (3-6-0, T6th NCC)	5-6-0
1998	Ron Rankin (1-8-0, T9th NCC)	3-8-0
1999	John Austin (3-6-0, T6th NCC)	4-7-0

**Year-by-Year Records**

<b>Year</b>	<b>Coach (Conference Record)</b>	<b>W-L-T</b>
2000	John Austin (6-3, T3rd NCC)	8-3-0
2001	John Austin (1-7, T8th NCC)	2-8-0
2002	John Austin (2-6, 8th NCC)	3-8-0
2003	John Austin (2-5, 6th NCC)	5-6-0
2004	Ed Meierkort (4-2, T2nd NCC)	9-2-0
2005	Ed Meierkort (4-2, T1st NCC)	9-2-0
2006	Ed Meierkort (6-2, 3rd NCC)	9-4-0
2007	Ed Meierkort (5-3, 4th NCC)	6-5-0
2008	Ed Meierkort (1-2, 3rd GWC)	6-5-0
2009	Ed Meierkort (2-2, T2nd GWC)	5-5-0
2010	Ed Meierkort (1-3, 4th GWC)	4-7-0
2011	Ed Meierkort (2-2, 2nd GWC)	6-5-0
2012	Joe Glenn (0-8, 10th MVFC)	1-10-0
2013	Joe Glenn (3-5, T7th MVFC)	4-8-0
2014	Joe Glenn (0-8, 10th MVFC)	2-10-0
2015	Joe Glenn (3-5, T6th MVFC)	5-6-0
2016	Bob Nielson (3-5, T6th MVFC)	4-7-0
2017	Bob Nielson (4-4, T5th MVFC)	8-5-0
2018	Bob Nielson (3-5, T6th MVFC)	4-7-0
2019	Bob Nielson (4-4, 6th MVFC)	5-7-0
2020-21	Bob Nielson (1-3, T7th MVFC)	1-3-0
2021	Bob Nielson (5-3, T3rd MVFC)	7-5-0
2022	Bob Nielson (2-6, 9th MVFC)	3-8-0

**USD Coaching Records**

**USD Head Football Coaches**

Coach	Yrs.	Won	Lost	Tied	Titles	*Pct.
Bob Nielson (2016-pres.)	7	32	42	0	0	.432
Joe Glenn (2012-15)	4	12	34	0	0	.260
Ed Meierkort (2004-2011)	8	54	35	0	1	.606
John Austin (1999-2003)	5	22	32	0	0	.407
Ron Rankin (1997-98)	2	8	14	0	0	.364
Dennis Creehan (1992-96)	5	28	27	0	0	.509
John Fritsch (1989-91)	3	10	21	0	0	.322
Dave Triplett (1979-88)	10	70	45	0	0	.608
Bernard Cooper (1975-78)	4	18	24	1	1	.430
Joe Salem (1966-74)	9	51	39	2	3	.565
Marv Rist (1963-65)	3	6	21	0	0	.222
Bob Burns (1962)	1	1	9	0	0	.100
Ralph Stewart (1956-61)	6	19	33	2	0	.370
Grant Heckenlively (1945)	1	0	4	0	0	.000
Cletus Clinker (1942)	1	5	3	0	0	.625
Harry Gamage (1934-41, 46-55)	18	82	67	7	4	.548
Stanley G. Backman (1931-33)	3	11	16	1	0	.410
Vincent E. Montgomery (1927-30)	4	15	16	3	1	.485
L.B. Allison (1922-26)	5	20	19	3	0	.512
John Stewart (1918-19)	2	3	8	0	0	.272
Blaine McKusick (1916-17)	2	3	8	2	0	.307
Ion G. Cortright (1914-15)	2	9	4	3	0	.656
Rev. James Henderson (1911-13)	3	15	5	0	0	.750
Joseph A. Pipal (1910)	1	5	2	0	0	.714
A.H. Whittemore (1902-09, 20-21)	10	37	21	6	0	.625
Ralph Norton (1901)	1	6	1	1	0	.812
B.H. Morrison (1898-99), Manager	2	5	2	2	0	.666
Unknown (1889-1900)	5	11	5	3	0	.657
<b>Totals</b>	<b>125</b>	<b>549</b>	<b>544</b>	<b>36</b>	<b>10</b>	<b>.502</b>

\* ties computed as half win and half lost

**Most Career Victories**

Coach	Wins
Harry Gamage (1934-41, 46-55)	82
Dave Triplett (1979-88)	70
Ed Meierkort (2004-11)	54
Joe Salem (1966-74)	51
A.H. Whittemore (1902-09, 20-21)	37
Bob Nielson (2016-pres.)	32
Dennis Creehan (1992-96)	28
John Austin (1999-2003)	22
L.B. Allison (1922-26)	20
Ralph Stewart (1956-61)	19
Bernard Cooper (1975-78)	18

**Best Winning Percentage  
(min. three seasons)**

Coach	Win Percentage
Rev. James Henderson (1911-13)	.750
A.H. Whittemore (1902-09, 20-21)	.625
Dave Triplett (1979-88)	.608
Ed Meierkort (2004-2011)	.606
Joe Salem (1966-74)	.565
Harry Gamage (1934-41, 46-55)	.548
L.B. Allison (1922-26)	.512
Dennis Creehan (1992-96)	.509

**Top Seasons by Wins**

Year	Record	Percentage	Coach
1986	11-3	.786	Dave Triplett
1985	10-3	.769	Dave Triplett
2006	9-4	.692	Ed Meierkort
2005	9-2	.818	Ed Meierkort
2004	9-2	.818	Ed Meierkort
1972	9-1	.900	Joe Salem
1968	9-1	.900	Joe Salem
1902	9-0	1.000	A.H. Whittemore
2000	8-3	.727	John Austin
1995	8-3	.727	Dennis Creehan
1984	8-3	.727	Dave Triplett
1974	8-3	.727	Joe Salem
1973	8-3	.727	Joe Salem
2017	8-5	.615	Bob Nielson

**Top Seasons by Win Percentage**

Year	Record	Percentage	Coach
1902	9-0	1.000	A.H. Whittemore
1968	9-1	.900	Joe Salem
1972	9-1	.900	Joe Salem
1911	7-1	.875	James Henderson
1938	7-1	.875	Harry Gamage
1951	7-1	.875	Harry Gamage
1908	5-1	.833	A.H. Whittemore
1912	5-1	.833	Rev. James Henderson
2004	9-2	.818	Ed Meierkort
2005	9-2	.818	Ed Meierkort
1901	6-1-1	.812	Ralph Norton
1986	11-3	.786	Dave Triplett
1927	7-2	.777	V.E. Montgomery
1947	7-2	.777	Harry Gamage
1985	10-3	.769	Dave Triplett
1905	4-1-1	.750	A.H. Whittemore
1924	6-2	.750	L.B. Allison
1941	6-2	.750	Harry Gamage
1973	8-3	.727	Joe Salem
1974	8-3	.727	Joe Salem
1984	8-3	.727	Dave Triplett
1995	8-3	.727	Dennis Creehan
2000	8-3	.727	John Austin

**South Dakota Honor Roll**

**All-Americans**

**1937**  
Bill Ryan, Halfback

**1938**  
Les Lane, Tackle

**1939**  
Ernie Gunderson, End

**1947**  
Howard Blumhardt, Halfback

**1952**  
Bob Jennings, Tackle

**1968**  
John Kohler, Offensive Tackle

**1969**  
John Kohler, Offensive Tackle

**1970**  
Steve Pelot, Fullback

**1971**  
Gene Macken, Guard

**1972**  
Gary Kipling, Guard

**1974**  
Dwight Duncombe, Split End

**1978**  
Bill Moats, Defensive Back

**1979**  
Ben Long, Linebacker

**1983**  
Kurt Seibel, Kicker

**1985**  
Chul Schwanke, Tailback  
Eric Maxson, Offensive Tackle

**1986**  
Jerry Gilinsky, Center  
Todd Salat, Defensive Back  
Tim McFarland, Guard

**1988**  
Doug VanderEsch, Linebacker

**1989**  
Wayne Stastny, Guard

**1990**  
Brian Grady, Guard  
Joe Harkreader, Punter

**1991**  
Tim Seevers, Linebacker

**1993**  
Kasem McCullough, Defensive Back  
Matt Madsen, Defensive Back

**1994**  
Matt Madsen, Defensive Back  
Dave Bush, Center

**1995**  
Jim Glogowski, Linebacker  
Steve Opstad, Kicker  
Corey Peters, Defensive Line

**1997**  
Brent Petersen, Nose Guard

**1999**  
Jamel White, Tailback

**2000**  
Russel Burwell, Defensive Back

**2001**  
Dustin Sagedahl, Tight End

**2002**  
Bill Gassen, Nose Guard

**2004**  
Brian Alderson, Offensive Line  
Tim Schellhammer, Defensive End

**2005**  
Wesley Beschorner, Quarterback  
A.J. Schable, Defensive End  
Brian Alderson, Offensive Line  
Stefan Logan, Running Back

**2006**  
Stefan Logan, Running Back  
Jordan Davis, Defensive Back  
Christian Morton, Off. Lineman

**2007**  
Amos Allen, Running Back  
Christian Morton, Off. Lineman

**2009**  
Ko Quaye, Defensive Lineman

**2010**  
Cole Zwiefelhofer, Punter  
Tom Compton, Offensive Lineman

**2011**  
Tom Compton, Offensive Lineman

**2013**  
Tyler Starr, Linebacker

**2016**  
Miles Bergner, Punter

**2017**  
Chris Streveler, Quarterback  
Stetson Dagel, Offensive Lineman  
Darin Greenfield, Def. Lineman  
Brandon Godsey, Long Snapper

**2018**  
Darin Greenfield, Def. Lineman

**2021**  
Jack Cochrane, Linebacker  
Dalton Godfrey, Long Snapper

**2022**  
Dalton Godfrey, Long Snapper

**Conference MVPs**

**1958**  
James Reid, back.....NCC Most Valuable Player

**1966**  
Don Abbott, line ..... NCC Most Valuable Lineman

**1970**  
Steve Pelot, back..... NCC Most Valuable Back

**1971**  
Gene Macken, offensive line ..... NCC Most Valuable Offensive Lineman

**1972**  
Gary Kipling, offensive line ..... NCC Most Valuable Offensive Lineman  
Henry Heider, defensive back .....NCC Most Valuable Defensive Back

**1973**  
Vern Henderson, offensive line ..... NCC Most Valuable Offensive Lineman  
Dave Garner, defensive line ..... NCC Most Valuable Defensive Lineman

**1976**  
Mike Maguire, offensive back ..... NCC Most Valuable Offensive Back

**1978**  
Mike Schurrer, offensive line ..... NCC Most Valuable Offensive Lineman  
Bill Moats, defensive back .....NCC Most Valuable Defensive Back

**1979**  
Ben Long, defensive back.....NCC Most Valuable Defensive Back  
Dave Schwab, defensive line..... NCC Most Valuable Defensive Lineman

**1985**  
Ted Hall, offensive line ..... NCC Most Valuable Offensive Lineman

**1986**  
Jerry Gilinsky, offensive line..... NCC Most Valuable Offensive Lineman

**1988**  
Doug VanderEsch, defensive back.....NCC Most Valuable Defensive Back

**1995**  
Jim Glogowski, linebacker.....NCC Most Valuable Linebacker

**2004**  
Tim Schellhammer, defensive line.... NCC Most Valuable Defensive Lineman

**2005**  
Brian Alderson, offensive line ..... NCC Most Valuable Offensive Lineman  
Wesley Beschorner, quarterback ..... NCC Most Valuable Offensive Back

**2006**  
Stefan Logan, running back..... NCC Most Valuable Offensive Back  
Jordan Davis, defensive back.....NCC Most Valuable Defensive Back

**2010**  
Cole Zwiefelhofer, punter ..... GWC Special Teams Player of the Year

**2013**  
Tyler Starr, linebacker.....MVFC Defensive Player of the Year

**2017**  
Chris Streveler, quarterback .....MVFC Offensive Player of the Year

## All-Conference Selections

**North Central Conference  
(First-Team Picks Only)****1922**

Henry Kersten, T  
LaVerne Saunders, T

**1923**

Pierce McDowell, QB  
Harry McFrye, C

**1924**

Henry Kersten, T

**1925**

John Funston, QB  
Fred Malone, T

**1926**

Fred Malone, T  
Bill Dunkak, T

**1927**

Ernest Bacon, B  
Arnold Crockett, B  
Roy Stensland, E

**1928**

Stanley Gidley, B

**1929**

Marty Carlisle, B

**1932**

Robert Moore, G  
Lawrence Hanson, B

**1933**

Dan Lennon, G  
Dale Freeburg, B  
Gerald Grove, E  
Cletus Clinker, B  
LeRoy Everett, T

**1935**

Freddie Ray, B

**1936**

Billy Ryan, B  
Kenneth Aasen, E

**1937**

Les Lane, T  
Billy Ryan, B  
Russell Sauvage, G  
Dick Berry, B

**1938**

Les Lane, T  
Ernie Gunderson, E  
Dick Berry, B  
Walt Evans, G  
Harold Port, B

**1939**

Ernie Gunderson, E  
Jim Wernili, B

**1940**

Don Forney, B  
Burdette Wallace, C  
Grant Heckenlively, C  
Roy Kessler, B  
Elmo Solberg, E

**1941**

Bob Burns, B  
Don Forney, B  
Elmo Solberg, E  
Ed Petranek, T

**1942**

Wayne Carmody, B  
Ed Pniak, G  
Wally Olson, B

**1946**

Bob Owens, G

**1947**

Jack Van Arsdale, B  
Howard Blumhardt, B  
Gerald Krutsch, T  
Norm Bartholow, G  
Harry Klostergaard, E

**1948**

Howard Blumhardt, B  
Gerald Krutsch, T  
Jim Harvey, E

**1949**

Harvey Hanson, E  
Clarence Lowe, T

**1950**

Marv Rist, G  
Harvey Hanson, E

**1951**

Harvey Hanson, E  
Gerald Ashmore, B  
Spencer Brende, B  
Dick Day, C  
Bob McDonough, G  
Dave Graham, E  
Bob Jennings, T

**1952**

Ordell Braase, T  
Bob Jennings, T  
Chuck Stetson, G

**1953**

Ordell Braase, T  
Ralph Polenz, B

**1954**

Carl Johnson, B  
Ray Rifenbark, T  
Fred Rovere, B

**1955**

Carl Johnson, B  
Duane Leach, B

**1956**

Carl Johnson, B  
Willie Seibel, L  
Wayne Ailts, B  
Ray Schamber, B

**1957**

Jim Hanson, L  
Harry Hauffe, L  
Maury Haugland, T  
Ray Schamber, B

**1958**

Jim Reid, B  
Don Delzell, L  
Ron Eichbauer, B  
Clint Waymer, L

**1959**

Bob Cochoran, G  
Ron Eichbauer, B

**1960**

Bucky O'Connor, T

**1961**

Don Chicoine, C

**1966**

Don Abbott, LB  
John Biezuns, B  
Dave Merkley, DB

**1967**

Warren Schumacher, DB

**1968**

Warren Schumacher, LB  
Ron Gerhardt, E  
John Kohler, OT  
Bob Koch, HB  
Joe Collins, FS

**1969**

John Kohler, OT  
Dan Hankins, FB

**1970**

Steve Pelot, FB  
Gene Macken, G  
Frank Bakalars, OT

**1971**

Gene Macken, OG  
Joe Trudeau, TD  
John Sanders, DB  
John Divine, MG

**1972**

Gary Kipling, OL  
Henry Heider, LB  
Joe Trudeau, TD  
John Sanders, DB  
John Divine, MG  
Gregg Erickson, FB

**1973**

Vern Henderson, OT  
Dave Garner, MG  
Henry Heider, LB  
Dwight Duncombe, SE  
Dennis Hennigan, DE

**1974**

Dwight Duncombe, SE  
Dennis Hennigan, DE  
John Mehlhoff, DT  
Jerry Pollard, OG  
Doug Smith, SS

**1975**

Mark Jenkins, RB  
Kelly Higgins, TE

**1976**

John House, OT  
Mark Neumann, WR  
Mike Maguire, RB

**1977**

Dave Schwab, DT  
Matt Kiger, LB  
Clyde McCormick, SS  
Mike Lee, OG  
Mike Maguire, RB

**1978**

Bill Moats, FS  
Mike Schurrer, C  
Dave Hultgren, DE  
Russ Dokken, TE  
Ben Long, LB  
Dave Schwab, DT

**1979**

Brian Barnes, RB  
Bob Gruber, DB  
Ray Ladell, OL  
Ben Long, LB  
Dave Schwab, DL

**1980**

Jeff Dicus, TE  
Tom Berry, DB

**1981**

Jeff Dicus, TE  
Tom O'Boyle, WR  
Kip Pharis, DL

**1982**

Kip Pharis, DL  
Dan Leikvold, WR

**All-Conference Selections (cont.)**

**1983**

Todd Pharis, LB  
Steve Meyer, OL  
Kurt Seibel, K  
Chul Schwanke, RB

**1984**

Mike Slaton, DB

**1985**

J.P. Buzynski, LB  
Eric Maxson, OL  
Mike Slaton, DB  
Chul Schwanke, RB  
Rod Tweet, WR

**1986**

Jerry Gilinsky, OL  
James Hambrick, RB  
Scott Jones, QB  
Tim McFarland, OL  
Todd Salat, DB  
Robb White, DL

**1987**

Steve Eubanks, LB  
Mark McLoughlin, K  
Doug VanderEsch, LB  
Robb White, DL

**1988**

Doug VanderEsch, LB  
Steve Eubanks, LB

**1990**

Joe Harkreader, WR

**1991**

Tim Seevers, LB

**1992**

Matt Madsen, DB  
Dallas Rigdon, OL

**1993**

Matt Madsen, DB  
Shayne Maker, DL  
Kasem McCullough, DB

**1994**

Matt Madsen, DB  
Dave Bush, OL

**1995**

Mike Semmler, OL  
Steve Opstad, K  
Jim Glogowski, LB  
Corey Peters, DL

**1996**

Jason Leber, U  
Dontrell Ducker, DB

**1997**

Brent Petersen, DL  
Jared Schwenn, OB  
Deondre Jones, DB  
Phillip Meehan, U

**1998**

Phillip Meehan, UT ..... First Team  
Andre Fields, DB ..... Second Team

**1999**

Jamel White, RB ..... First Team  
Kaseem Gaines, DB ..... Second Team  
Josh Stamer, LB ..... Second Team  
Josh Burr, OL ..... Second Team

**2000**

Russel Burwell, DB ..... First Team  
Dustin Sagedahl, TE ..... First Team  
Josh Stamer, LB ..... Second Team  
Scott Larson, DT ..... Second Team

**2001**

Mark Blackburn, LB ..... First Team  
Dustin Sagedahl, TE ..... Second Team  
Korey Ebel, LB ..... Second Team

**2002**

Bill Gassen, DL ..... First Team  
Korey Ebel, LB ..... First Team  
Jarrod Edelen, P ..... First Team  
Jimmy Terwilliger, OL ..... Second Team  
Derrick Jelks, CB ..... Second Team  
Josh Gassen, LB ..... Second Team

**2003**

Chris Mikkelsen, KR ..... First Team  
Tom Moore, OL ..... First Team  
Stefan Logan, RB ..... First Team  
Cody Butler, K ..... Second Team  
Aaron Dietrich, DL ..... Second Team

**2004**

Brian Alderson, OL ..... First Team  
Stefan Logan, RB ..... First Team  
Chris Mikkelsen, WR ..... First Team  
Tim Schellhammer, DL ..... First Team  
Paul Tschetter, TE ..... Second Team  
Cody Butler, K ..... Second Team

**2005**

Wesley Beschorner, QB ..... First Team  
Brian Alderson, OL ..... First Team  
Stefan Logan, RB ..... First Team  
Nathan Carruthers, OL ..... First Team  
A.J. Schable, LB ..... First Team  
Jordan Davis, DB ..... First Team  
Nick Hagemann, OL ..... Second Team  
Derek Gearman, WR ..... Second Team

**2006**

Stefan Logan, RB ..... First Team  
Christian Morton, OL ..... First Team  
John Barker, DL ..... First Team  
Jordan Davis, DB ..... First Team  
Chris Reid, DB ..... First Team  
Tim Schneider, OL ..... Second Team  
Nick Walters, OL ..... Second Team  
Tyler Evans, FB ..... Second Team  
Blake Hojer, LB ..... Second Team  
Justiss Scales, LB ..... Second Team

**2007**

Amos Allen, RB ..... First Team  
Brooks Little, WR ..... First Team  
Christian Morton, OL ..... First Team  
Tim Schneider, OL ..... First Team  
Justiss Scales, LB ..... First Team  
Tyler Bergan, LB ..... Second Team  
Zach Johnson, DE ..... Second Team  
Frank Leibfarth, K ..... Second Team  
John Morales, DE ..... Second Team  
Tim Stanek, P ..... Second Team  
Nick Walters, OL ..... Second Team

**Great West Conference**

**2008**

Abe Booker, DE ..... Second Team  
Ko Quaye, DL ..... Second Team  
Ryan Routh, LB ..... Second Team  
Tyler Spease, LB ..... Second Team  
Mychal Bogan, CB ..... Second Team  
Isaiah Dixon, CB ..... Second Team  
Chris Ganious, RB ..... Second Team  
London Landry, TE ..... Second Team  
Jake Arthur, OL ..... Second Team

**2009**

Noah Shepard, QB ..... First Team  
Chris Ganious, RB ..... First Team  
Jake Arthur, OL ..... First Team  
Ko Quaye, DL ..... First Team  
Luke Nordquist, OL ..... Second Team  
London Landry, TE ..... Second Team  
Wayne Curry, DL ..... Second Team  
Adam Broders, LB ..... Second Team  
Ryan Routh, LB ..... Second Team  
Shane Potter, DB ..... Second Team

**2010**

Cole Zwiefelhofer, P ..... First Team  
Tom Compton, OL ..... First Team  
Chris Ganious, RB ..... First Team  
Adam Broders, LB ..... First Team  
London Landry, TE ..... Second Team  
Dante Warren, QB ..... Second Team  
Will Powell, WR ..... Second Team  
Kevin Robb, K ..... Second Team  
Shane Potter, S ..... Second Team  
Marquis Butler, CB ..... Second Team  
Jesse Weisbrod, DL ..... Second Team  
Shea Williams, LB ..... Second Team

**2011**

Tom Compton, OL ..... First Team  
Adam Broders, LB ..... First Team  
Cole Zwiefelhofer, P ..... First Team  
Will Powell, WR ..... First Team  
Kevin Robb, K ..... First Team  
Tyler Starr, LB ..... First Team  
Jeremy Blount, WR ..... Second Team  
R.J. Polley, OL ..... Second Team  
Marcus Sims, RB ..... Second Team  
Shea Williams, LB ..... Second Team  
Marquis Butler, DB ..... Second Team

**Missouri Valley (MVFC)**

**2012**

Will Powell, WR ..... Second Team  
Tyler Starr, LB ..... Second Team

**2013**

Tyler Starr, LB ..... First Team

**2015**

Andrew Van Ginkel\*, DE... First Team  
Miles Bergner, PK ..... Second Team  
\* - MVFC Freshman of the Year

**2016**

Miles Bergner, PK & P ..... First Team  
Chris Streveler\*, QB ..... Second Team  
Jet Moreland, LB ..... Second Team  
\* - MVFC Newcomer of the Year

**2017**

Chris Streveler, QB ..... First Team  
Stetson Dagele, OL ..... First Team  
Darin Greenfield, DE ..... First Team  
Brandon Godsey, LS ..... Second Team  
Andrew Gray, S ..... Second Team

**2018**

Darin Greenfield, DE ..... First Team  
Dakarai Allen, WR ..... Second Team  
Andrew Gray, S ..... Second Team

**2019**

Brady Schutt, P ..... First Team  
Austin Simmons, QB ..... Second Team  
Darin Greenfield, DE ..... Second Team  
Jack Cochrane, LB ..... Second Team  
Caleb Vander Esch, WR ..... Second Team  
Brett Samson, TE ..... Second Team

**2020-21**

Brady Schutt, P ..... Second Team  
Caleb Vander Esch, WR ..... Second Team  
Brock Mogensen, LB ..... Second Team  
Dalton Godfrey, LS ..... Second Team

**2021**

Jack Cochrane, LB ..... First Team  
Dalton Godfrey, LS ..... First Team  
Alex Jensen, OL ..... Second Team  
Elijah Reed, S ..... Second Team  
Brady Schutt, P ..... Second Team

**All-Academic Teams**

**2022**

Dalton Godfrey, LS ..... First Team  
 Stephen Hillis, LB ..... First Team  
 Alex Jensen, OL ..... Second Team  
 Brock Mogensen, LB ..... Second Team  
 Myles Harden, DB ..... Second Team  
 John Bickle, P ..... Second Team

**North Central Conference**

**1976**

Scott Pollock, QB  
 Mike Schurrer, OC

**1977**

Scott Pollock, QB  
 Mike Schurrer, OC

**1978**

Steve Claggett, DB  
 Dave Hultgren, DE  
 Bill Moats, DB  
 Scott Pollock, QB  
 Mike Schurrer, OC

**1979**

Craig Austin, LB

**1980**

Craig Austin, LB  
 Jerus Campbell, DE  
 Dick Hylland, DB  
 Kip Pharis, DT

**1981**

Craig Austin, LB  
 Jerus Campbell, DE  
 Dick Hylland, DB  
 Tom O'Boyle, WR  
 Kip Pharis, DT

**1982**

Jerus Campbell, DE  
 Curt Hudek, DB  
 Dan Leikvold, WR  
 Rick McKeever, FB  
 Kip Pharis, DT  
 Jeff Sime, OT  
 Darrell VanderEsch, DE

**1983**

Mick David, WR  
 Jeff Sime, OT  
 Darrell VanderEsch, DE

**1984**

Tim Sorenson, WR

**1985**

Tim McFarland, OG  
 Todd Salat, DB  
 Tim Sorenson, WR

**1986**

Thadd Heichel, DT  
 Tim McFarland, OG  
 Todd Salat, DB

**1987**

Thadd Heichel, DT  
 Murray Droscher, DB  
 Kurt Southwick, WR

**1988**

Monte Neitzel, NG  
 Todd Gaines, DB  
 Doug VanderEsch, LB

**1989**

Jason Seurer, QB  
 Brian Grady, OC

**1990**

Jason Seurer, QB  
 Brian Grady, OC  
 Tim Seevers, LB

**1991**

Jason Seurer, QB  
 Tim Seevers, LB  
 Jim Jarding, DB

**1992**

Jason Seurer, QB  
 Scott Wells, OC

**1993**

John Flack, OG  
 Tom Menage, RB  
 Chad Kuehl, LB  
 Mike Stodden, DB

**1994**

Matt Madsen, DB  
 Chad Kuehl, TE  
 Reise Officer, RB  
 Brent Petersen, NG

**1995**

Mike Semmler, OT  
 Soctt Farrens, WR  
 Jason Leber, RB  
 Brent Petersen, NG

**1996**

Mike Semmler, OT  
 Soctt Farrens, WR  
 Jason Leber, RB  
 Reise Officer, RB

Brent Petersen, NG  
 Matt Chatham, DB

**1997**

Brent Petersen, NG  
 Matt Chatham, LB

**1998**

Matt Chatham, OLB

**1999**

Josh Stamer, LB  
 Scott Larson, DT

**2000**

Mitch Hauschildt, OL  
 Scott Larsen, Dt  
 Josh Stamer, LB  
 Filip Filipovich, P

**2001**

Filip Filipovich, P  
 Jimmy Terwilliger, OL  
 Ryan Justice, QB  
 Chris Mikkelsen, WR  
 Eric Tarasewicz, RB  
 Bill Gassen, DL

**2002**

Jimmy Terwilliger, OG  
 Chris Mikkelsen, WR  
 Ryan Justice, QB  
 Dave Bents, DL  
 Bill Gassen, NT  
 Jarrod Edelen, P

**2003**

Chris Mikkelsen, WR/KR  
 Dave Bents, DL  
 Jarrod Edelen, P  
 Tim Schellhammer, DL

**2004**

Chris Mikkelsen, WR/KR  
 Tim Schellhammer, DL  
 Nate Carruthers, OI  
 Nick Hageman, OL  
 Ryan Hedden, LB  
 Luke Mikkelsen, P

**2005**

Nick Blied, OL  
 Nick Cunningham, TE  
 Matt Murphy, DL

**2006**

Frank Leibfarth, K  
 Matt Murphy, DL  
 Ryan Mach, OL

**All-Academic Teams (cont.)**

**2007**

David Cronin, TE  
Frank Leibfarth, K  
Christian Morton, OL

**Great West Conference**

**2008**

Brandon White, TE  
Dustin Little, WR

**2009**

Chris Ganious, RB  
Brent Johnson, OL  
Cory Kuehl, LB  
Tim Marlette, LB  
Luke Nordquist, OL  
Dustin Nowotny, WR  
Shane Potter, DB  
Jesse Weisbrod, DL  
Shea Williams, LB

**Missouri Valley (MVFC)**

**2012**

Will Powell, WR  
Kevin Robb, K

**2013**

Josh Vander Maten, WR

**2013**

Miles Bergner, PK/P

**2016**

Miles Bergner, PK/P

**2017**

Chris Streveler, QB

**2018**

Jack Cochrane, LB

**2019**

Jack Cochrane, LB  
Austin Simmons, QB  
Connor Herrmann, TE  
Brady Schutt, P

**2020-21**

Jack Cochrane, LB  
Brady Schutt, P  
Caleb Vander Esch, WR  
Dalton Godfrey, LS

**2021**

Jack Cochrane, LB  
-MVFC Scholar-Athlete of the Year  
Dalton Godfrey, LS  
Brady Schutt, P  
Caleb Vander Esch, WR  
Alex Jensen, WR

**Academic All-Americans**

**1978**

Scott Pollock, QB

**1981**

Jerus Campbell, DE  
Dick Hylland, DB

**1982**

Jerus Campbell, DE

**1983**

Jeff Sime, OT

**1986**

Todd Salat, DB

**2002**

Jarroed Edelen, K..... First Team

**2006**

Frank Leibfarth, K..... First Team  
Matt Murphy, DL.....Second Team

**2007**

Frank Leibfarth, K..... First Team

**2009**

Chris Ganious, RB..... First Team

**2011**

Chris Ganious, RB..... First Team

**2021**

Jack Cochrane, LB.....Second Team  
Dalton Godfrey, LS .....Second Team

**2022**

Dalton Godfrey, LS ..... First Team  
Alex Jensen, OL ..... First Team

## Individual Records

### Rushing

#### Yards

##### Game

- 306, Amos Allen vs. North Dakota, 11/10/2007
- 295, Stefan Logan vs. Truman St, 9/3/2005
- 285, Jamel White vs. St. Cloud St, 10/9/1999
- 284, Stefan Logan at Minn.-Duluth, 10/29/2005
- 280, Jared Schwenn at Augustana, 10/14/1995
- 271, Mike Maguire vs. Omaha, 11/12/1977

##### Season

- 1,961, Amos Allen, 2007 (11g)
- 1,796, Jamel White, 1999 (11g)
- 1,751, Stefan Logan, 2005 (11g)
- 1,707, Stefan Logan, 2006 (13g)
- 1,345, Stefan Logan, 2004 (10g)
- 1,327, Steve Pelot, 1970 (10g)
- 1,162, Chul Schwanke, 1985
- 1,155, Stefan Logan, 2003 (11g)
- 1,059, James Hambrick, 1986
- 1,034, Dusty Stamer, 2000 (10g)

##### Career

- 5,958, Stefan Logan, 2003-06 (45g)
- 3,427, Chul Schwanke, 1982-85
- 2,871, Chris Ganious, 2008-11
- 2,513, Jared Schwenn, 1994-97
- 2,414, Trevor Bouma, 2013-16 (36g)
- 2,285, Emmett Huston, 1978-81
- 2,271, Steve Pelot, 1968-70
- 2,238, Jason Leber, 1993-96
- 2,220, Jamel White, 1998-99
- 2,197, Noah Shepard, 2005-09
- 2,173, Carl Johnson, 1954-56
- 2,128, Kai Henry, 2017-21 (38g)

### Touchdowns

#### Game

- 5, Noah Shepard vs. Drake, 9/19/2009
- 5, Scott Jones vs. SDSU, 10/8/1986
- 4, Noah Shepard at Southern Utah, 11/15/2008
- 4, Travis Mlady at Minnesota St, 10/26/2006
- 4, Travis Mlady at Augustana, 10/1/2005
- 4, Eric Tarasewicz vs. Winona St, 8/30/2001
- 4, Steve Pelot vs. UNI, 10/3/1970
- 4, Steve Pelot vs. Omaha, 9/12/1970

#### Season

- 20, Steve Pelot, 1970 (10g)
- 19, Jamel White, 1999
- 17, Scott Jones, 1986
- 16, Carl Johnson, 1954
- 15, Amos Allen, 2007
- 14, Scott Jones, 1985
- 13, Noah Shepard, 2009
- 13, Noah Shepard, 2008
- 13, Booker Vann, 1972
- 11, Chris Streveler, 2017
- 11, Stefan Logan, 2005
- 11, Travis Mlady, 2005
- 11, Jared Schwenn, 1995

#### Career

- 37, Scott Jones, 1983-86 (39g)
- 36, Noah Shepard, 2006-09
- 30, Jared Schwenn, 1994-97
- 30, Carl Johnson, 1954-56
- 29, Travis Mlady, 2003-06
- 28, Stefan Logan, 2003-06
- 26, Jason Leber, 1993-96
- 25, Steve Pelot, 1968-70
- 24, Kai Henry, 2017-21 (38g)
- 24, Chul Schwanke, 1982-85
- 22, Wesley Beschomer, 2002-05

### Attempts

#### Game

- 47, Steve Pelot vs. UNI, 10/3/1970

#### Season

- 314, Jamel White, 1999 (11g)
- 265, Amos Allen, 2007 (11g)
- 236, Stefan Logan, 2006 (13g)
- 220, Chul Schwanke, 1985
- 219, Chul Schwanke, 1984
- 217, Stefan Logan, 2005 (11g)
- 210, Dusty Stamer, 2000 (10g)
- 206, Dan Hankins, 1969
- 202, Chul Schwanke, 1983

#### Career

- 808, Stefan Logan, 2003-06 (45g)
- 565, Chris Ganious, 2008-11
- 551, Emmett Huston, 1978-81
- 532, Trevor Bouma, 2013-16
- 530, Jared Schwenn, 1994-97
- 506, Steve Pelot, 1968-70
- 479, Thad Tumbleson, 1988-91
- 465, Kai Henry, 2017-21
- 452, Noah Shepard, 2006-99
- 442, Kevin Cusick, 1975-79
- 442, Jack Holdsberg, 1959-61

### Miscellaneous

#### Yards by a Quarterback in a Game

- 159, Mark Jenkins vs. UNI, 11/9/1974

#### Yards by a Quarterback in a Season

- 883, Scott Jones (10g), 1986

#### Yards by a Quarterback in a Career

- 2,197, Noah Shepard (45g), 2006-09

#### Average Yards Per Game in a Season

- 178.3, Amos Allen (11g), 2007

#### Games with 100 Yards in a Season

- 10, Amos Allen, 2007
- 10, Stefan Logan, 2006
- 10, Stefan Logan, 2005
- 10, Jamel White, 1999

#### Games with 100 Yards in a Career

- 34, Stefan Logan, 2003-06

#### Games with 200 Yards in a Season

- 4, Amos Allen, 2007

#### Games with 200 Yards in a Career

- 4, Amos Allen, 2007
- 4, Stefan Logan, 2003-06

#### Seasons with 1,000 Yards Rushing

- 4, Stefan Logan, 2003-06

#### Longest Rush

- 98, Stefan Logan vs. Truman St, 9/3/2005

### Passing

#### Yards

##### Game

- 537, Austin Simmons vs. Hou. Baptist, 9/14/2019
- 520, Chris Streveler at Sam Houston St, 12/2/2017
- 479, Wesley Beschomer vs. Omaha, 9/24/2005
- 462, Austin Simmons vs. N. Colorado, 9/8/2018
- 440, Chris Streveler at Illinois St, 10/21/2007
- 422, Noah Shepard at W. Texas A&M, 8/30/2007
- 413, Noah Shepard at Cal Poly, 11/14/2009
- 401, Chris Streveler at UNI, 11/4/2017
- 378, Chris Streveler at Nicholls, 11/25/2017
- 378, Chris Streveler vs. Western Ill., 10/29/2016

##### Season

- 4,134, Chris Streveler, 2017 (13g)
- 3,124, Austin Simmons, 2018 (11g)
- 3,049, Wesley Beschomer, 2005 (11g)
- 2,953, Austin Simmons, 2019 (12g)
- 2,547, Noah Shepard, 2007
- 2,451, Noah Shepard, 2009
- 2,252, Carson Camp, 2021 (12g)
- 2,137, Dante Warren, 2010
- 2,000, Noah Shepard, 2008
- 1,984, Ryan Saeger, 2015

##### Career

- 8,936, Noah Shepard, 2006-09 (45g)
- 6,487, Austin Simmons, 2016-19 (38g)
- 6,240, Wesley Beschomer, 2002-05 (33g)
- 6,081, Chris Streveler, 2016-17 (23g)
- 5,944, Ryan Justice, 1999-2002
- 4,759, Jason Seurer, 1989-92
- 4,361, Dante Warren, 2008-11 (32g)
- 4,123, Carson Camp, 2020-22 (23g)
- 3,742, Mark Jenkins, 1972-75
- 3,639, Kevin Earl, 2012-14 (19g)

### Touchdowns

#### Game

- 6, Wesley Beschomer vs. Upper Iowa, 10/22/2005
- 5, Chris Streveler at Sam Houston St, 12/2/2017
- 5, Chris Streveler at Drake, 9/2/2017
- 5, Noah Shepard at Cal Poly, 11/14/2009
- 5, Noah Shepard at West Texas A&M, 8/30/2007
- 5, Wes Beschomer vs. North Dakota, 11/5/2005
- 5, Wes Beschomer vs. Omaha, 9/24/2005
- 5, Jim Foster vs. South Dakota St, 10/19/1968

#### Season

- 39, Wesley Beschomer, 2005 (11g)
- 32, Chris Streveler, 2017 (13g)
- 27, Austin Simmons, 2019 (12g)
- 22, Chris Streveler, 2016 (10g)
- 21, Noah Shepard, 2009 (10g)
- 21, Noah Shepard, 2007 (11g)
- 20, Noah Shepard, 2006 (13g)
- 18, Austin Simmons, 2018 (11g)
- 18, Dante Warren, 2010 (11g)
- 17, Wes Beschomer, 2004 (11g)
- 17, Carson Camp, 2021 (12g)

#### Career

- 77, Noah Shepard, 2006-09 (45g)
- 64, Wesley Beschomer, 2002-05 (33g)
- 54, Chris Streveler, 2016-17 (23g)
- 52, Austin Simmons, 2016-19 (38g)
- 36, Ryan Justice, 1999-2002
- 35, Dante Warren, 2008-11 (32g)
- 31, Chris Miller, 1994-97
- 30, Mark Jenkins, 1972-75
- 27, Jason Seurer, 1989-92
- 24, Jim Foster, 1967-69
- 24, Tom Engelman, 1969-70, 72
- 24, Carson Camp, 2020-22

**Attempts****Game**

65, Austin Simmons vs. Hou. Baptist, 9/14/2019  
 63, Chris Streveler at Illinois St, 10/21/2017  
 58, Austin Simmons at SDSU, 11/17/2018  
 56, Austin Simmons at Kansas St, 9/1/2018  
 54, Austin Simmons at Indiana St, 11/3/2018  
 54, Chris Streveler at Sam Houston St, 12/2/2017  
 51, Chris Streveler at UNI, 11/4/2017  
 48, Kevin Earl vs. SDSU, 11/16/2013  
 48, Ryan Justice vs. St. Cloud St, 9/21/2002  
 48, Chris Daniel vs. Eastern Illinois, 9/5/1981

**Season**

481, Chris Streveler, 2017 (13g)  
 469, Austin Simmons, 2018 (11g)  
 413, Austin Simmons, 2019 (12g)  
 314, Kevin Earl, 2013 (10g)  
 304, Jason Seurer, 1990 (11g)  
 303, Ryan Justice, 2000 (11g)  
 299, Ryan Saeger, 2015 (11g)  
 297, Noah Shepard, 2009 (10g)  
 292, Dante Warren, 2010 (11g)  
 292, Ryan Justice, 2001 (10g)

**Career**

1,033, Noah Shepard, 2006-09 (45g)  
 982, Ryan Justice, 1999-2002 (39g)  
 944, Austin Simmons, 2016-19 (38g)  
 799, Jason Seurer, 1989-92 (39g)  
 754, Chris Streveler, 2016-17 (23g)  
 673, Wesley Beschoner, 2002-05 (33g)  
 662, Chris Daniel, 1979-82  
 604, Kevin Earl, 2011-14 (19g)  
 579, Peter Martin, 1995-99  
 563, Tom Engelman, 1969-72

**Completions****Game**

48, Austin Simmons vs. Hou. Baptist, 9/14/2019  
 39, Chris Streveler at Illinois St, 10/21/2017  
 38, Austin Simmons at Indiana St, 11/3/2018  
 34, Austin Simmons at SDSU, 11/17/2018  
 34, Chris Streveler at UNI, 11/4/2017  
 33, Austin Simmons vs. UNI, 10/13/2018  
 33, Chris Streveler at Sam Houston St, 12/2/2017  
 32, Austin Simmons vs. SDSU, 11/23/2019  
 31, Austin Simmons vs. N. Colorado, 9/8/2018  
 30, Chris Streveler at North Dakota St, 11/11/2017

**Season**

316, Chris Streveler, 2017 (13g)  
 287, Austin Simmons, 2018 (11g)  
 267, Austin Simmons, 2019 (12g)  
 188, Noah Shepard, 2009 (10g)  
 180, Carson Camp, 2012 (12g)  
 172, Wesley Beschoner, 2005 (11g)  
 165, Ryan Saeger, 2015 (11g)  
 165, Kevin Earl, 2013 (9g)  
 164, Chris Streveler, 2016 (10g)  
 164, Noah Shepard, 2007 (11g)

**Career**

603, Noah Shepard, 2006-09 (45g)  
 585, Austin Simmons, 2016-19 (38g)  
 485, Ryan Justice, 1999-2002 (39g)  
 480, Chris Streveler, 2016-17 (23g)  
 415, Wes Beschoner, 2002-05 (33g)  
 390, Jason Seurer, 1989-92 (39g)  
 340, Carson Camp, 2020-22 (23g)  
 320, Kevin Earl, 2011-14 (19g)  
 320, Dante Warren, 2008-11 (32g)  
 305, Chris Daniel, 1979-82

**Miscellaneous****Consecutive Completions (game)**

15, Jim Duggan vs. NDSU, 10/6/1984

**Longest Completion**

**91, Carter Bell at Western Illinois, 11/6/2021**  
 90, Wesley Beschoner vs. Omaha, 9/24/2005  
 89, Austin Simmons at Southern Ill., 9/29/2018

**Attempts without an interception (game)**

64, Austin Simmons vs. Hou. Baptist, 9/4/2019  
 56, Austin Simmons at Kansas St, 9/1/2018  
 47, Chris Streveler at North Dakota St, 11/11/2017  
 44, Austin Simmons at Western Illinois, 11/2/2019  
 43, Wesley Beschoner vs. Minn Duluth, 10/29/2005

**Attempts without an interception (career)**

225, Chris Streveler, 2016-17  
 153, Austin Simmons, 2016-18  
 132, Ryan Justice, 1999-2000

**106, Aidan Bouman, 2022****Consecutive games with a TD pass**

11, Wesley Beschoner, 2005

**Interceptions Thrown in One Game**

7, Dick Leising vs. UNI, 10/29/1960

**Efficiency Rating**

215.2, Wesley Beschoner, 2005 (11g) SEASON  
 165.6, Wesley Beschoner, 2002-05 (44g)

**Games with 400 Yards in a Season**

3, Chris Streveler, 2017  
 1, Austin Simmons, 2018 & 2019  
 1, Wesley Beschoner, 2005  
 1, Noah Shepard, 2007 & 2009

**Games with 300 Yards in a Season**

8, Chris Streveler, 2017  
 5, Austin Simmons, 2018  
 5, Wesley Beschoner, 2005

**Games with 400 Yards in a Career**

3, Chris Streveler, 2016-17  
 2, Austin Simmons, 2016-19  
 2, Noah Shepard, 2006-09

**Games with 300 Yards in a Career**

9, Chris Streveler, 2016-17  
 6, Austin Simmons, 2016-19  
 5, Wesley Beschoner, 2002-05

**Receiving****Yards****Game**

234, Brandt Van Roekel at SHSU, 12/2/2017  
 229, Shamar Jackson vs. YSU, 10/7/2017  
 205, Dwight Duncombe vs. SDSU, 10/21/1972  
 198, Derek Gearman vs. UND, 11/5/2005  
 184, Dan Skelly at SE Louisiana, 9/13/2008  
 183, Dakarai Allen at Southern Illinois, 9/29/2018  
**182, Carter Bell at Western Illinois, 11/6/2021**  
 179, Derek Gearman vs. UNO, 9/24/2005  
 178, Riley Donovan at UNI, 10/19/2013  
 168, Will Powell vs. Cal Poly, 11/6/2010

**Season**

1,215, Derek Gearman, 2005 (11g)  
 1,086, Rod Tweet, 1984 (10g)  
 933, Will Powell, 2010 (11g)  
 880, Dan Skelly, 2008 (10g)  
 869, Rod Tweet, 1983 (11g)  
 806, Brandt Van Roekel, 2017 (11g)  
 803, Brooks Little, 2005 (11g)  
 775, Brooks Little, 2007 (11g)  
 766, Shamar Jackson, 2017 (13g)  
 763, Will Powell, 2011 (11g)

**Career**

2,557, Rod Tweet, 1983-85 (33g)  
 2,521, Will Powell, 2009-12  
 2,386, Brooks Little, 2004-07  
 2,279, Chris Mikkelsen, 2001-04  
 2,010, Dwight Duncombe, 1972-74  
 2,000, Dan Skelly, 2005-09  
 1,789, Brandt Van Roekel, 2014-17  
 1,770, Derek Gearman, 2003-05  
 1,519, Shamar Jackson, 2015-18  
 1,448, Caleb Vander Esch, 2017-21 (37g)

**Touchdowns****Game**

3, Shamar Jackson vs. Weber St, 9/10/2016  
 3, Dan Skelly vs. Culver-Stockton, 9/20/2008  
 3, Brooks Little vs. West Texas A&M, 8/30/2007  
 3, Desmond Allison vs. Northwood, 11/18/2006  
 3, Derek Gearman vs. Upper Iowa, 10/22/2005  
 3, Jason Leber vs. Truman St, 9/2/1995  
 3, Dwight Duncombe vs. SDSU, 10/21/1972  
 3, Roger Larson vs. SDSU, 10/19/1968  
 3, Tom Mahan vs. Wayne St (NE), 9/17/1966

**Season**

14, Derek Gearman, 2005 (11g)  
 10, Will Powell, 2010 (11g)  
 10, Rod Tweet, 1985  
 9, Dan Kelly 2008  
 9, Desmond Allison, 2006

**Career**

21, Will Powell, 2009-12 (41g)  
 19, Dan Skelly, 2005-09  
 18, Derek Gearman, 2003-05  
 17, Brandt Van Roekel, 2014-17  
 16, Brooks Little, 2004-07  
 16, Desmond Allison, 2005-06  
 16, Rod Tweet, 1983-85  
 16, Dwight Duncombe, 1972-74  
 16, Roger Larson, 1967-68  
 15, Chris Mikkelsen, 2001-04

## Receptions

### Game

- 11, Randy Baker vs. Hou. Baptist, 9/14/2019
- 11, Kody Case vs. Montana, 8/31/2019
- 11, Shamar Jackson at SDSU, 11/17/2018
- 11, Levi Falck at Kansas St, 9/1/2018
- 11, Brandt Van Roekel at SHSU, 12/2/2017
- 11, Shamar Jackson vs. YSU, 10/7/2017
- 11, Phillip Meehan vs. Morningside, 10/17/1998
- 11, Dan Leikvold vs. UNI, 11/13/1982

### Season

- 55, Will Powell, 2012 (11g)
- 54, Brooks Little, 2005
- 54, Terrance Terry, 2013
- 53, Shamar Jackson, 2017
- 53, Eric Shufford, 2014
- 53, Terrance Terry, 2012
- 53, Rod Tweet, 1983
- 51, Brandt Van Roekel, 2017
- 51, Brooks Little, 2007
- 51, Mark Neumann, 1976

### Career

- 165, Brooks Little, 2004-07 (45g)
- 158, Will Powell, 2009-12
- 150, Chris Mikkelsen, 2001-04
- 140, Rod Tweet, 1983-85
- 126, Caleb Vander Esch, 2017-21
- 114, Dustin Nowotny, 2008-11
- 112, Shamar Jackson, 2015-18
- 112, Brandt Van Roekel, 2014-17
- 108, Terrance Terry, 2011-13
- 108, Phillip Meehan, 1995-98

## Miscellaneous

### Average Yards Per Game - Season

- 110.5, Derek Gearman (11g), 2005

### Receptions by a TE in a game

- 8, Aaron Ramsey at Illinois St, 10/21/2017
- 8, Dustin Sagedahl vs. Minn Duluth, 9/8/2001

### Receptions by a RB in a game

- 11, Phillip Meehan vs. Morningside, 10/17/1998

### Yards by a TE in a game

- 151, Josh Hale at UNI, 11/4/2017
- 137, Joe Trudeau vs. NDSU, 9/25/1971

### Yards by a RB in a game

- 156, Stefan Logan vs. Omaha, 9/24/2005

### Longest Reception

- 91, Carter Bell vs. Western Illinois, 11/6/2021**

- 90, Stefan Logan vs. Omaha, 9/24/2005
- 89, Dakarai Allen at S. Illinois, 9/29/2018

### Receptions by a TE in a season

- 45, Dustin Sagedahl (10g), 2001

### Receptions by a RB in a season

- 41, Phillip Meehan (11g), 1997
- 41, Jamel White (11g), 1999

### Yards by a TE in a season

- 623, Kelly Higgins (11g), 1975

### Yards by a RB in a season

- 607, Jamel White (11g), 1999

### Receptions by a TE in a career

- 86, Brett Samson (52g), 2017-21
- 84, Dustin Sagedahl (21g), 1998-2001

### Receptions by a RB in a career

- 108, Phillip Meehan (42g), 1995-98

### Yards by a TE in a career

- 1,104, Kelly Higgins (33g), 1973-75

### Yards by a RB in a career

- 1,153, Phillip Meehan (42g), 1995-98

### Consecutive Games with a Catch

- 34, Phillip Meehan, 1995-98

## Total Offense

### Yards

#### Game

- 571, Chris Streveler at Sam Houston St, 12/2/2017
- 542, Austin Simmons vs. N. Colorado, 9/8/2018
- 527, Austin Simmons vs. Hou. Baptist, 9/14/19
- 519, Wesley Beschornier vs. Omaha, 9/24/2005

#### Season

- 4,854, Chris Streveler, 2017 (13g)
- 3,541, Austin Simmons, 2019 (12g)
- 3,500, Wesley Beschornier, 2005
- 3,456, Austin Simmons, 2018 (11g)
- 3,196, Noah Shepard, 2007
- 2,951, Noah Shepard, 2009
- 2,770, Chris Streveler, 2016
- 2,645, Noah Shepard, 2008
- 2,530, Dante Warren, 2010
- 2,349, Carson Camp, 2021 (12g)

#### Career

- 11,133, Noah Shepard, 2006-09
- 7,624, Chris Streveler, 2016-17 (23g)
- 7,531, Austin Simmons, 2016-19 (38g)
- 7,476, Wesley Beschornier, 2002-05
- 5,992, Ryan Justice, 1999-2002
- 5,958, Stefan Logan, 2003-06
- 5,459, Mark Jenkins, 1972-75
- 5,362, Dante Warren, 2008-11 (32)
- 5,120, Chris Miller, 1994-97
- 4,662, Jason Seurer, 1989-92

## Miscellaneous

### Average Yards Per Play in a Season

- 10.2, Wesley Beschornier (11g), 2005

### Average Yards Per Game in a Season

- 373.4, Chris Streveler (13g), 2017
- 318.2, Wesley Beschornier (11g), 2005
- 314.2, Austin Simmons (11g), 2018

### Average Yards Per Game in a Career

- 331.4, Chris Streveler (23g), 2016-17
- 247.4, Noah Shepard (45g), 2006-09

### Games with 400 Yards in a Season

- 8, Chris Streveler, 2017
- 2, Austin Simmons, 2018
- 2, Wesley Beschornier, 2005

### Games with 300 Yards in a Season

- 11, Chris Streveler, 2017
- 6, Austin Simmons, 2018
- 6, Wesley Beschornier, 2005
- 6, Noah Shepard, 2007

### Games with 400 Yards in a Career

- 9, Chris Streveler, (23g), 2016-17
- 3, Austin Simmons, (38g), 2016-19
- 2, Wesley Beschornier (44g), 2005
- 2, Noah Shepard, (45g), 2006-09

### Games with 300 Yards in a Career

- 15, Chris Streveler (23g), 2016-17
- 15, Noah Shepard (45g), 2006-09

## Scoring

### Touchdowns

#### Game

- 5, Noah Shepard vs. Drake, 9/19/2009
- 5, Jamel White vs. St. Cloud St, 10/9/1999
- 5, Scott Jones vs. SDSU, 9/27/1986
- 5, Carl Johnson vs. NDSU, 11/13/1954

#### Season

- 24, Jamel White, 1999
- 20, Steve Pelot, 1970
- 17, Amos Allen, 2007
- 17, Scott Jones, 1986
- 16, Bob Koch, 1968
- 16, Carl Johnson, 1954
- 14, Jason Leber, 1996
- 14, Booker Van, 1972
- 14, Scott Jones, 1985

#### Career

- 38, Jason Leber, 1993-96
- 37, Scott Jones, 1983-86
- 36, Noah Shepard, 2006-09
- 35, Stefan Logan, 2003-06

## Points

### Game

- 30, Noah Shepard vs. Drake, 9/19/2009
- 30, Jamel White vs. St. Cloud St, 10/9/1999
- 30, Scott Jones vs. SDSU, 9/27/1986
- 30, Carl Johnson vs. NDSU, 11/13/1954

### Season

- 144, Jamel White (24 TD), 1999
- 122, Steve Pelot (20 TD, 1 XPT), 1970
- 102, Amos Allen (17 TD), 2007
- 102, Scott Jones (17 TD), 1986
- 102, Bob Koch (16 TD, 3 XPT), 1968
- 96, Carl Johnson (16 TD), 1954
- 94, Mark Jenkins (8 TD, 29 XPT, 6 FG), 1974
- 90, Jason Leber (14 TD, 3 XPT), 1996
- 88, Ryan Weese (67 XPT, 7 FG), 2017
- 87, Cody Butler (48 XPT, 13 FG), 2004

### Career

- 276, Miles Bergner (108 XPT, 56 FG), 2013-16
- 242, Mason Lorber (125 XPT, 39 FG), 2018-21
- 236, Frank Leibfarth (155 XPT, 27 FG), 2005-07
- 236, Jason Leber (38 TD, 4 XPT), 1993-96
- 226, Scott Jones (37 TD, 2 XPT), 1983-86
- 222, Noah Shepard (36 TD, 3 XPT), 2006-09
- 212, Kurt Seibel (80 XPT, 44 FG), 1980-83
- 210, Stefan Logan (35 TD), 2003-06
- 208, Mark McLoughlin (106 XPT, 34 FG), 1984-87
- 195, Kevin Robb (84 XPT, 37 FG), 2010-12

## Kicking

### Field Goals

#### Made - Game

- 4, Miles Bergner at Indiana St, 10/15/2016
- 4, Miles Bergner vs. Missouri St, 10/24/2015
- 4, Cody Butler vs. NDSU, 10/5/2002
- 4, Terry Godfrey vs. Truman St, 9/8/1984
- 4, Kurt Seibel vs. Morningside, 10/1/1983

#### Made - Season

- 17, Kevin Robb (11g), 2011
- 17, Adam Hicks (11g), 2000

#### Made - Career

- 56, Miles Bergner (56-78), 2013-16

#### Longest

- 54, Mason Lorber vs. North Dakota, 10/9/2021
- 54, Mike Kneip vs. Omaha, 9/15/1990

#### Consecutive Made in a Season

- 16, Miles Bergner, 2014

#### Consecutive Made in a Career

- 18, Miles Bergner, 2013-14

#### Consecutive Games with a Made Field Goal

- 16, Mark McLoughlin, 1986-87

#### Attempts - Game

- 5, Miles Bergner at Indiana St, 10/15/2016
- 5, Adam Hicks vs. St. Cloud St, 10/7/2000
- 5, Mike Kneip vs. North Dakota, 11/5/1988
- 5, Terry Godfre vs. Truman St, 9/8/1984

#### Attempts - Season

- 26, Terry Godfrey (11g), 1984

#### Attempts - Career

- 78, Miles Bergner, 2013-16

## Extra Points

#### Made - Game

- 11, Ryan Weese at Drake, 9/2/2017
- 11, Barry Blue vs. Winona St, 9/1/1973

#### Made - Season

- 67, Ryan Weese (13g), 2017
- 65, Frank Leibfarth (11g), 2005

#### Made - Career

- 155, Frank Leibfarth, 2005-07

#### Attempts - Game

- 11, Ryan Weese at Drake, 9/2/2017
- 11, Barry Blue vs. Winona St, 9/1/1973

#### Attempts - Season

- 67, Ryan Weese (13g), 2017
- 66, Frank Leibfarth (11g), 2005

#### Attempts - Career

- 159, Frank Leibfarth, 2005-07

## Points

#### Game

- 16, Miles Bergner vs. Missouri St, 10/24/2015
- 16, Cody Butler vs. NDSU, 10/5/2002
- 16, Kurt Seibel vs. Morningside, 10/1/1983

#### Season

- 90, Cody Butler (11g), 2004

## All-Purpose

### Yards

#### Season

- 2,670, Stefan Logan, 2006
- 2,403, Jamel White, 1999
- 2,353, Stefan Logan, 2005
- 2,137, Amos Allen, 2007
- 1,654, Bob Koch, 1968
- 1,563, Stefan Logan, 2004
- 1,508, Phillip Meehan, 1997
- 1,493, Steve Pelot, 1970
- 1,467, Chul Schwanke, 1985
- 1,407, Dwight Duncombe, 1974

#### Career

- 7,859, Stefan Logan, 2003-06
- 4,449, Chul Schwanke, 1982-85
- 4,010, Phillip Meehan, 1995-98
- 3,605, Dwight Duncombe, 1972-74
- 3,530, Jeremy Blount, 2008-11
- 3,509, Chris Ganious, 2008-11
- 3,417, Chris Mikkelsen, 2001-04
- 3,355, Jason Leber, 1993-96
- 3,296, Carl Johnson, 1954-56
- 3,264, Mike Maguire, 1974-77

#### Yards Per Game - Career

- 194.3, Amos Allen (11g), 2007

## Kickoff Returns

### Yards

#### Longest

- 100, Chris Mikkelsen vs. Augustana, 10/4/2003

#### Game

- 200, Jeremy Blount vs. UNI, 9/12/2009

#### Season

- 759, Paul Anderson (34-759), 2016
- 644, Jeremy Blount (30-644), 2011
- 637, Dontrell Ducker (31-637), 1996
- 623, Mike Maguire (32-623), 1975
- 621, Jeremy Blount (29-621), 2010
- 616, Alex Perkowski (24-616), 2007
- 602, Paul Anderson (29-602), 2015
- 577, James Vann (22-577), 1986
- 539, James Gregory (27-539), 1992
- 530, Carlos Phillips (26-530), 1970

#### Career

- 1,950, Jeremy Blount (87-1,950) (2008-11)
- 1,468, Paul Anderson (69-1,468) (2015-17)
- 1,353, James Vann (58-1,353) (1985-89)
- 1,227, James Gregory (63-1,227) (1989-92)
- 1,219, Mike Maguire (62-1,219) (1974-77)
- 1,148, Wesley Eliodor (41-1,148) (2018-22)
- 1,007, Phillip Meehan (55-1,007) (1995-98)
- 998, Alex Perkowski (41-998) (2004-07)
- 923, Marcus Sims (43-923) (2009-12)
- 791, Dave Elle (33-791) (1987-89)

## Touchdowns

#### Game

- 1, many times, MR: Wesley Eliodor at Missouri State, 9/25/2021

#### Season

- 2, Bob Koch (10g), 1968

#### Career

- 2, Bob Koch, 1968-69

## Miscellaneous

#### Returns in a Game

- 9, Jeremy Blount at UNI, 9/12/2009

#### Returns in a Season

- 34, Paul Anderson (11g), 2016

#### Returns in a Career

- 87, Jeremy Blount, 2008-11

## Punt Returns

### Yards

#### Longest

- 85, John Sanders at Montana, 9/4/1971

#### Game

- 146, Tom Berry (6) vs. North Dakota, 10/11/1980

#### Season

- 471, Kasem McCullough (31-471), 1993
- 404, Dwight Duncombe (20-404), 1974
- 368, Tom Berry (30-368), 1980
- 367, Wesley Beschorner (42-367), 2002
- 353, Tom Berry (22-353), 1979
- 306, Mick David (29-306), 1981
- 302, Stefan Logan (19-302), 2006
- 286, Ron Eichbauer (12-286), 1959
- 262, James Vann (29-262), 1986
- 259, Phillip Meehan (25-259), 1998

#### Career

- 968, Tom Berry (77-968) (1978-80)
- 715, Jeremy Blount (61-715) (2008-11)
- 698, Dwight Duncombe (46-698) (1972-74)
- 567, Kasem McCullough (37-567) (1992-93)
- 558, Mick David (56-558) (1981-83)
- 532, James Vann (74-532) (1986-89)
- 528, John Sanders (56-528) (1970-72)
- 489, Scott Farrrens (61-489) (1993-96)
- 440, Phillip Meehan (49-440) (1995-98)
- 428, Chris Mikkelsen (39-428) (2001-04)

## Touchdowns

#### Game

- 2, Mick David vs. UNI, 11/14/1981

#### Season

- 2, Mick David, 1981
- 2, Ron Eichbauer, 1959

#### Career

- 3, Mick David, 1981-83

## Miscellaneous

#### Returns in a Season

- 42, Wesley Beschorner (11g), 2002

#### Returns in a Career

- 77, Tom Berry, 1978-80

## Tackles

### Season

- 153, Doug VanderEsch, 1987
- 145, Craig Austin, 1980
- 143, Ben Long, 1978
- 141, Doug VanderEsch, 1988
- 141, Tim Seevers, 1990
- 132, Tim Seevers, 1989
- 123, Brett Neumamm, 1982
- 122, Craig Austin, 1981
- 115, Stephen Hillis, 2022**
- 114, Tim Seevers, 1991

### Career

- 437, Tim Seevers, 1988-91
- 430, Doug VanderEsch, 1984-88
- 406, Ben Long, 1976-79
- 336, Matt Madsen, 1991-94
- 331, Craig Austin, 1978-81
- 327, Jack Cochrane, 2017-21
- 306, Todd Pharis, 1981-84
- 298, Jim Glogowski, 1992-95
- 286, Brock Mogensen, 2019-22**
- 280, Adam Broders, 2008-11

## Interceptions

### Game

- 3, 7x; MR: Matt Madsen vs. Morningside, 10/29/1994

### Season

- 11, Bob Gruber, 1979
- 8, Russel Burwell, 2000
- 7, John Sanders, 1971
- 7, Todd Salat, 1986
- 7, Steve Adams, 1988
- 7, Bill Moats, 1978
- 6, Mike Slaton, 1983
- 6, Bill Moats, 1976
- 6, Rory Triplett, 2000
- 6, Tim Byred, 1986
- 6, Matt Madsen, 1994

### Career

- 16, Todd Salat, 1984-86
- 15, Bill Moats, 1976-78
- 15, John Sanders, 1970-72
- 13, Deondre Jones, 1994-97
- 12, Bob Gruber, 1977-79
- 12, Matt Madsen, 1991-94
- 11, Mike Slaton, 1982-85
- 11, Tim Dacy, 2003-06
- 11, Jim Kvilhaug, 1987-90
- 11, Bill Townsend, 1981-82

### Longest Return

- 97, Andrew Gray vs. Southern Illinois, 10/28/2017
- 89, James Augustus vs. St. Cloud St, 9/14/2001

### Return Yards in a Game

- 104, James Augustus vs. St. Cloud St, 9/14/2001

### Return Yards in a Season

- 151, Bob Gruber (11g), 1979

### Return Yards in a Career

- 174, Jordan Davis, 2003-06

### Returned for a Touchdown in a Game

- 1, many times (last - Jonathan Joanis in 2021)

### Returned for a Touchdown in a Season

- 2, Bob Gruber (11g), 1979
- 2, Jim Hargens (10g), 1972

### Returned for a Touchdown in a Career

- 2, Bob Gruber, 1977-79
- 2, Jim Hargens, 1970-72
- 2, Mike Slaton, 1983-85
- 2, Kaseem Gaines, 1999-2000

## Sacks

### Season

- 18.5, A.J. Schable, 2005
- 14.0, Tyler Starr, 2011
- 11.0, Doug Nielsen, 1988
- 9.5, Chad Burtch, 1993
- 9.5, Tim Schellhammer, 2004
- 9.0, Darin Greenfield, 2017
- 9.0, Andrew Van Ginkel, 2015
- 9.0, Tyler Starr, 2013
- 8.0, Steve Glienke, 1985
- 8.0, Derek Borchers, 1997
- 8.0, T Plantenburg, 1995
- 8.0, Josh Stamer, 1999

### Career

- 27.0, Tyler Starr, 2011-13
- 27.0, A.J. Schable, 2002-05
- 24.0, Darin Greenfield, 2016-19
- 21.5, Brent Peterson, 1994-97
- 18.0, Tim Schellhammer, 2000-04
- 17.5, Corey Peters, 1992-95
- 17.0, Wayne Curry, 2005-09
- 15.5, Josh Stamer, 1998-2000
- 14.5, Mike Schwab, 1983-86
- 13.5, Jacob Matthew, 2018-21
- 13.5, Chad Burtch, 1991-94

## Tackles-For-Loss

### Season

- 22.5, A.J. Schable, 2005
- 22.5, Bill Gassen, 2002
- 21.0, Josh Stamer, 2000
- 21.0, Aaron Dietrich, 2001
- 21.0, Jim Glogowski, 1995
- 19.5, Darin Greenfield, 2017
- 19.5, John Morales, 2007
- 19.0, Scott Larson, 2000
- 19.0, Tyler Starr, 2011
- 19.0, Aaron Dietrich, 2001

### Career

- 52.0, Darin Greenfield, 2016-19
- 50.5, Bill Gassen, 1999-2002
- 48.0, Scott Larson, 1997-2000
- 44.5, A.J. Schable, 2002-05
- 44.0, Brent Petersen, 1994-97
- 42.0, Aaron Dietrich, 1999-2003
- 41.0, Tyler Starr, 2011-13
- 41.0, Jim Glogowski, 1992-95
- 35.5, Josh Stamer, 1997-2000
- 33.5, Tim Schellhammer, 2001-04

## Punting

### Longest Punt

- 89, Jim Jackson vs. UNI, 9/30/1972

### Attempts in a Game

- 15, Filip Filipovic vs. North Dakota, 9/16/2000

### Yards in a Game

- 616, Filip Filipovic vs. North Dakota, 9/16/2000

### Attempts in a Season

- 80, Kurt Seibel (11g), 1982

### Yards in a Season

- 3,377, Bill Moats (11g), 1978

### Average Yards Per Punt in a Season

- 47.5, Miles Bergner (11g), 2016

### Attempts in a Career

- 286, Kurt Seibel, 1980-83

### Yards in a Career

- 11,352, Brady Schutt, 2017-21
- 11,223, Miles Bergner, 2013-16

### Average Yards Per Punt in a Career

- 43.2, Brady Schutt, 2017-21
- 42.8, Miles Bergner, 2013-16

## Fumbles

### Longest Return

- 100, Joe Quintal vs. SDSU, 1922

## Freshman Records

### Total Offense - Yards in a Game

- 319, Ryan Justice vs. SDSU, 11/6/1999

### Total Offense - Yards in a Season

- 2,341, Noah Shepard (13g), 2006

### Rushing - Yards in a Game

- 242, Dusty Stamer vs. SDSU, 11/4/2000

### Rushing - Yards in a Season

- 1,155, Stefan Logan (11g), 2003

### Rushing - Touchdowns in a Season

- 9, Dusty Stamer (11g), 2000

### Longest Rushing Touchdown

- 84, T.J. Simmons vs. Truman St, 9/3/2005

### Passing - Yards in a Game

- 339, Carson Camp vs. Missouri St, 3/13/2021
- 326, Ryan Justice vs. SDSU, 11/6/1999

### Passing - Yards in a Season

- 1,938, Noah Shepard (13g), 2006

### Passing - Completions in a Game

- 22, Carson Camp vs. Missouri St, 3/13/2021
- 21, Ryan Justice vs. SDSU, 11/6/1999

### Passing - Attempts in a Game

- 35, Carson Camp vs. Missouri St, 3/13/2021
- 35, Ryan Justice vs. SDSU, 11/6/1999

### Receiving - Receptions in a Game

- 9, Riley Donovan at UNI, 10/19/2013

### Receiving - Receptions in a Season

- 53, Rod Tweet (11g), 1983

### Receiving - Yards in a Season

- 869, Rod Tweet (11g), 1983

### Receiving - Touchdowns in a Season

- 5, Kody Case (12g), 2017
- 4, Tom Flanagan (10g), 2009

## Team Records

### Coyote Records

#### Rushing

##### Attempts

Game .....82 vs. UNI, 1970, 10/3/1970  
 Season .....666 (14g), 1986

##### Yards

Game .....581 vs. St. Cloud St, 11/1/1986  
 Season .....3,465 (11g), 1986  
 Average Per Game .....319.6 (8g, 2,557 yards), 1955

#### Passing

##### Attempts

Game .....65 vs. Houston Baptist, 9/14/2019  
 Season .....510 (13g), 2017

##### Completions

Game .....48 vs. Houston Baptist, 9/14/2019  
 Season .....333 (13g), 2017

##### Yards

Game .....537 vs. Houston Baptist, 9/14/2019  
 Season .....4,331 (13g), 2017

##### Touchdowns

Game .....6, three times, MR: at Drake, 9/2/2017  
 Season .....39 (11g), 2005

##### Interceptions

Game .....8 vs. UNI, 10/29/1960  
 Season .....24 (11g), 1975

#### Scoring

##### Points

Game .....86 vs. Augustana (0), 1930  
 Season .....547 (11g), 2005  
 Average Per Game .....49.7 (11g), 2005

##### Touchdowns

Season .....77 (11g), 2005  
 Rushing .....39 (11g), 1986  
 Passing .....39 (11g), 2005  
 By Blocked Punt .....2 (11g), 1974  
 By Pass Interception .....3 (11g), 2001, 2003, 2017

#### Total Offense

##### Lowest

Game .....97 vs. Omaha, 9/12/1970 & vs. UNI, 10/3/1970  
 Season .....852 (11g), 1975  
 Average Per Game .....82.6 (10g), 1970

##### Highest

Game .....746 vs. Truman St, 9/3/2005  
 Average Per Play .....14.6 vs. Truman St, 9/3/2005  
 Season .....6,807 (13g), 2017  
 Average Per Game .....583.3 (11g), 2005

#### First Downs

##### Total

Game .....43 vs. Houston Baptist, 9/14/2019  
 Season .....356 (13g), 2017  
 Average Per Game .....27.3 (13g), 2017

##### Miscellaneous

Game by Rushing .....28 vs. St. Cloud St, 11/1/1986  
 Game by Passing .....27 vs. Houston Baptist, 9/14/2019  
 Game by Penalty .....9 vs. Houston Baptist, 9/14/2019  
 Fewest Yds Penalized .0 vs. Northern Colorado, 1986

#### Kicking

##### Extra Points

Game .....11 vs. Minn-Crookston, 9/25/2005 & at Drake, 9/2/2017  
 Season Made .....69 (11g), 2005  
 Season Attempted .....70 (11g), 2005

### Opponent Records

#### Rushing

##### Attempts

Game .....86 vs. Nebraska, 1952  
 Season .....608 (11g), 1975

##### Yards

Game .....442, NDSU, 9/29/1990  
 Season .....2,814 (12g), 2014

#### Passing

##### Attempts

Game .....61, Southern Illinois, 9/29/2018  
 Season .....426(12g), 2019

##### Completions

Game .....41, Houston Baptist, 9/14/2019  
 Season .....279 (12g), 2019

##### Yards

High Game .....513, Houston Baptist, 9/14/2019  
 Low Game .....0, NDSU, 10/29/1977 & William Penn, 9/6/2014  
 Season .....3,573 (12g), 2019

##### Touchdowns

Game .....5, SDSU, 10/19/1963  
 .....5, Nevada, 11/11/1978  
 .....5, NDSU, 11/1/2003  
 .....5, Western Illinois, 11/8/2014  
 .....5, Indiana State, 11/3/2018  
 .....5, Houston Baptist, 9/14/2019  
 .....5, UNI, 11/19/2022  
 Season .....31 (12g), 2019

##### Interceptions

Game .....6, SDSU, 10/29/1983  
 Season .....26 (11g), 1979

#### Total Offense

##### Lowest

Game .....98 vs. Minnesota St, 11/16/1974  
 Season .....827 (11g), 1975  
 Average Per Game .....77.1 (10g), 1971

##### Highest

Game .....733, Oklahoma, 9/7/2017  
 .....708, Sam Houston State, 12/2/2017  
 .....700, North Dakota State, 11/16/2019  
 .....673, Oregon, 8/30/2014  
 Season .....5,600 (12g), 2014  
 Average Per Game .....484.1 (11g), 2016

#### First Downs

##### Total

Game .....33, Minnesota St, 11/16/1974  
 .....33, Sam Houston St, 12/2/2017  
 .....33, Southern Illinois, 9/29/2018  
 .....33, Western Illinois, 11/2/2019  
 .....33, North Dakota State, 11/16/2019  
 Season .....284 (12g), 2019

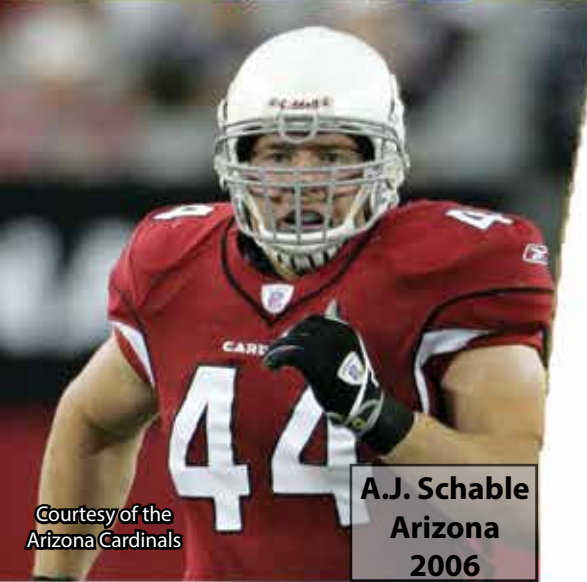
# PROFESSIONAL COYOTES

in the NFL, CFL, IFL, XFL & USFL (since 1960)




Courtesy of the Detroit Lions

**Stefan Logan**  
Detroit  
2010-12




Courtesy of the Arizona Cardinals

**A.J. Schable**  
Arizona  
2006



Courtesy of the New England Patriots

**Matt Chatham**  
New England  
2000-05



Courtesy of the Washington Redskins

**Tom Compton**  
Washington  
2011-15

<b>John Kohler OL</b> Denver Broncos ..... 1969	<b>Jamel White RB</b> Cleveland Browns..... 2000-03 Tampa Bay Bucs ..... 2004 Baltimore Ravens..... 2004-05 Toronto Argonauts..... 2007
<b>James Foster QB</b> Washington Redskins..... 1970	<b>Josh Stamer LB</b> Buffalo Bills ..... 2003-07 Tennessee Titans ..... 2008 Cleveland Browns ..... 2009 Buffalo Bills ..... 2009
<b>Steve Pelot RB</b> New England Patriots ..... 1970	<b>Josh Burr OL</b> Pittsburgh Steelers..... 2002
<b>Tony Glass OL</b> Minnesota Vikings..... 1971	<b>Filip Filipovic P</b> Dallas Cowboys ..... 2002 San Francisco 49ers ..... 2003 Minnesota Vikings ..... 2004 Philadelphia Eagles..... 2005 Houston Texans ..... 2006 Chicago Bears ..... 2007
<b>Gary Kipling OT</b> St. Louis Cardinals ..... 1973	<b>A.J. Schable DE</b> Arizona Cardinals..... 2006
<b>Gene Macken OT</b> Atlanta Falcons ..... 1973	<b>Stefan Logan RB-KR</b> Pittsburgh Steelers..... 2009 Detroit Lions..... 2010-12 B.C. Lions..... 2013-14 Montreal Alouettes..... 2015-pres.
<b>Johnny Vann DB</b> Washington Redskins..... 1973-74	<b>Ko Quaye DT</b> Jacksonville Jaguars ..... 2010 Cleveland Browns ..... 2010
<b>Gregg Erickson RB</b> Chicago Bears ..... 1974	<b>Byron Bullock LB</b> Sasckatchewan Roughriders..... 2010
<b>Dwight Duncombe WR</b> Atlanta Falcons ..... 1974	<b>Tom Compton OL</b> Washington Redskins..... 2011-15 Atlanta Falcons..... 2016 Chicago Bears ..... 2017 Minnesota Vikings..... 2018 New York Jets ..... 2019 San Francisco 49s ..... 2020-21 Denver Broncos..... Pres.
<b>John Sanders DB</b> New England Patriots ..... 1974-76 Philadelphia Eagles..... 1977-79	<b>Tyler Starr LB</b> Atlanta Falcons..... 2014-16
<b>Clyde McCormick DB</b> Buffalo Bills ..... 1978 Oakland Raiders..... 1979	<b>Drew Iddings</b> Carolina Panthers ..... 2017-18
<b>Bill Moats DB</b> Green Bay Packers ..... 1979	<b>Miles Bergner</b> Colorado Crush ..... 2017 Sioux Falls Storm..... 2018-19
<b>Dave Schwab DT</b> Green Bay Packers..... 1980	<b>Chris Streveler</b> Winnipeg Blue Bombers ..... 2018-19 Arizona Cardinals..... 2020-21 New York Jets ..... 2022
<b>Ben Long LB</b> Miami Dolphins ..... 1980	<b>Tyson Graham</b> Seattle Dragons..... 2020 Pittsburgh Maulers..... Pres.
<b>Craig Austin LB</b> Seattle Seahawks ..... 1982 LA Express ..... 1983	<b>Kameron Cline</b> Indianapolis Colts..... 2020-22 Buffalo Bills ..... Pres.
<b>Brian Barnes RB</b> Houston Oilers ..... 1980	<b>Jack Cochrane</b> Kansas City Chiefs ..... Pres.
<b>Jeff Davis DB</b> Denver Broncos ..... 1884 San Diego Chargers ..... 1985	
<b>Duke Schamel LB</b> Los Angeles Rams..... 1985	
<b>Mike Slaton DB</b> Minnesota Vikings ..... 1986 New York Jets ..... 1987	
<b>Chul Schwanke RB</b> Los Angeles Rams..... 1986	
<b>Rod Tweet WR</b> Atlanta Falcons..... 1986 Cincinnati Bengals ..... 1987	
<b>Eric Maxson OT</b> St. Louis Cardinals ..... 1986	
<b>Tim McFarland OL</b> St. Louis Cardinals ..... 1987	
<b>Jerry Gilinsky OL</b> Miami Dolphins..... 1987	
<b>Robb White DL</b> New York Giants ..... 1987 Washington Redskins..... 1987	
<b>Dave Elle TE</b> St. Louis Cardinals ..... 1987	
<b>Matt Chatham LB</b> New England Patriots ..... 2000-05 New York Jets..... 2006-07	



# 2023 FOOTBALL SCHEDULE



MISSOURI  
8.31 / 7PM



ST. THOMAS  
9.9 / 1PM



LAMAR  
9.16 / 1PM



NORTH DAKOTA STATE  
9.30 / 1PM



MURRAY STATE  
10.07 / 2PM



YOUNGSTOWN STATE  
10.14 / 1PM



INDIANA STATE  
10.21 / 12PM



SOUTH DAKOTA STATE  
10.28 / 1PM



SOUTHERN ILLINOIS  
11.4 / 1PM



NORTH DAKOTA  
11.11 / 12PM



WESTERN ILLINOIS  
11.18 / 1PM