

SOUTH DAKOTA



2022 FOOTBALL MEDIA GUIDE



Media Information

Sports Information

The 2022 South Dakota football media supplement is designed to assist members of the media in its coverage of Coyote football and to serve as a historical summary of the program.

Your contact for the 2022 football team is Sports Information Director Bryan Boettcher. Photographs, weekly releases, feature ideas and statistics are available through Boettcher at (605) 658-5544 or by email at Bryan.Boettcher@usd.edu. Updated results, statistics and releases are available at www.GoYotes.com.

Football Contact: Bryan Boettcher
 Cell Phone (preferred): (563) 260-4316
 Office Phone: (605) 658-5544
 Email: bryan.boettcher@usd.edu

Media Access/Services

Working media members will be seated on press row, which is located on the top east side of the DakotaDome. Rosters, weekly releases and current statistics will be available on press row. Photographers and videographers are asked to shoot from the goal line to the 20-yard line on either side of the DakotaDome. Credential requests should be submitted to Sports Information Director Bryan Boettcher at least a day in advance.

Interview Policy

All interviews with coaches and student-athletes must be coordinated through SID Bryan Boettcher at least one day in advance. Following games, the South Dakota locker room is closed to the media. Requests for Coyote players and coaches to attend the postgame press conference should be directed to Boettcher towards the end of each contest. Postgame interviews will be conducted in the film room of the Sanford Coyote Sports Center and also on Zoom for those unable to attend.

Coyotes On The Air

All regular season and postseason University of South Dakota football games will be carried live through the Coyote Sports Network, which includes six stations throughout South Dakota.

John Thayer, the voice of USD men's basketball, is the play-by-play announcer for the third year in 2022. He will be joined in the booth by Gary Culver, the former coach of Vermillion High School who has served as the analyst of Coyote football broadcasts since 2013. Carter Woodiel, the voice of USD women's basketball, is the sideline reporter.

KVHT 106.3 FM in Yankton serves as the flagship station for the Coyotes. USD fans can also catch games through these affiliates:

Location	FM Stations	AM Stations
Rapid City		KKLS 920
Sioux Falls	KQSF 95.7	
Watertown		KSDR 1480

USD Football Media Outlets

Associated Press **800-952-9911 or 605-332-3111**
 P.O. Box 1125, Sioux Falls, S.D., 57101.. Fax: 605-332-3931
 Email..... apsiouxfalls@ap.org

Sioux Falls Argus Leader **800-636-4263**
 P.O. Box 5034, Sioux Falls, SD, 57117 Fax: 605-331-2294
 Michael McCleary..... mmccleary@argusleader.com

Yankton Press & Dakotan..... **605-665-7811**
 P.O. Box 56, Yankton, SD, 57078..... Fax: 605-665-1721
 James Cimburek, Sports Editor sports@yankton.net

Sioux City Journal..... **800-397-9820**
 515 Pavonia, Sioux City, IA, 51102 Fax: 712-279-5059
 Bailey Zupke, Sports Editor sports@siouxcityjournal.com

Vermillion Plain Talk..... **605-624-4429**
 David Lias, Editor david.lias@plaintalk.net

The Volante **605-677-6891**
 Tavin Carncross, Sports Editor volante@coyotes.usd.edu

KVHT Radio **605-665-2600**
 210 West 3rd Street Yankton, SD 57078 Fax: (605) 665-8875
 Joe Van Goor, Sports Director sports@kvht.com

ESPN 99.1 FM **605-361-0300**
 5100 S Tennis Ln, Sioux Falls, SD 57108
 Jeff Thurn..... JT@espn991.com

KAOR Radio (USD Campus Radio) **605-677-6477**
 555 N. Dakota St., Vermillion, SD 57069

Midco Sports Network..... **605-274-7638**
 425 S 1st Ave., Sioux Falls, S.D. 57104.....
 Jay Elsen, announcer, programming assistant..... jay.elsen@mml.net

Dakota News Now-TV **605-336-1300**
 325 S. 1st Ave., Sioux Falls, SD 57104
 Mark Ovenden, sports director sports@kdlt.com
 Zach Borg, sports reporter z_borg@kdlt.com

KELO-TV **605-336-1100**
 501 S. Phillips Ave., Sioux Falls, SD, 57102 Fax: 605-336-0202
 Sean Bower, sports director sbower@keloland.com

KCAU-TV **800-475-5228**
 7th & Douglas, Sioux City, IA 51101 Fax: 712-277-4298
 Anthony Mitchell, sports director..... amitchell@kcautv.com

KTIV-TV **800-234-5848**
 3135 Floyd Blvd., Sioux City, IA 51105..... Fax: 712-239-2621
 Brad Pautsch, sports director bpautsch@ktiv.com

KMEG-TV **712-252-5634**
 100 Gold Circle, Dakota Dunes, SD 57049 Fax: 712-255-5250
 Alex Northcut, sports director tanorthcut@sbgtv.com

Table of Contents

Media Information 1
 Table of Contents.....2

Meet the Team

2022 Football Roster..... 3-4
 Head Coach Bob Nielson 5-6
 Assistant Coaches/Support Staff..... 7-12
 Administration..... 13

2021 in Review

Single-Game Career Highs 15-16
 Individual & Team Game Highs..... 17
 Team Statistics 18
 Players’ Game-by-Game Statistics 19-20
 Individual Statistics 21-23
 Drives & Analysis 24
 Game Summaries 25-36

Missouri Valley Football Conference

History 37-38
 2022 Schedules 39-40
 2021 Team Statistics.....41
 2021 Individual Statistics42
 2021 MVFC Individual Honors43
 All-Time South Dakota MVFC Honors..... 44-45

History and Records

The Catch46
 A Tradition of Winning 47-48
 Year-by-Year Results..... 49-54
 All-Time Series vs. Opponents..... 55-61
 All-Time Series vs. Conferences62
 USD when ranked/vs. ranked foes..... 63-64
 Year-by-Year Win-Loss Records 65-66
 Coaching Records.....67
 South Dakota Honor Roll68
 All-Conference Selections 69-70
 All-Academic Teams..... 71-72
 Individual Records..... 73-77
 Team Records.....78
 Professional CoyotesInside Back Cover



2022 Schedule

Date	Opponent	Location	Time	Series	Last
Sept. 3	at Kansas State	Manhattan, Kan.	6 p.m.	0-5	2018
Sept. 10	at Montana	Missoula, Mont.	2:30 p.m.	6-13	2019
Sept. 17	Cal Poly	Vermillion, S.D.	1 p.m.	2-3	2021
Sept. 24	North Dakota State*	Vermillion, S.D.	1 p.m.	26-56-2	2021
Oct. 8	at South Dakota State*	Brookings, S.D.	2 p.m.	53-55-7	2021
Oct. 15	at Illinois State*	Normal, Ill.	2 p.m.	2-7	2021
Oct. 22	Southern Illinois*	Vermillion, S.D.	2 p.m.	3-4	2021
Oct. 29	at Youngstown State*	Youngstown, Ohio	1 p.m.	2-7	2021
Nov. 5	Missouri State*	Vermillion, S.D.	1 p.m.	4-4	2021
Nov. 12	at North Dakota*	Grand Forks, N.D.	Noon	31-63-5	2021
Nov. 19	UNI*	Vermillion, S.D.	1 p.m.	20-30-1	2021

*All game times listed are Central
 - Missouri Valley Football Conference

2022 South Dakota Football Roster (Preseason)

ALPHABETICAL/PRONUNCIATIONS

#	Name	Pos.
B		
17	sha-HEED BEAR-os.....	DB
14	Carter Bell	WR
9	John Bickle	P
10	DAY-twan Blackwood	WR
11	muh-TAY-oh BON-in	TE
2	Aidan BOW-man (like out) ...	QB
88	Troy Bounting	WR
85	Tysen BOWZE (like beau)....	WR
44	Danny BRO-dee Jr.	LB
24	Gary Bryant III	LB
C		
51	Dominic cah-ji-ANNE-oo.....	DL
18	Carson Camp	QB
81	Jacob Cheeseman.....	WR
4	Jack CLOR-dee.....	QB
86	Kayden College.....	WR
59	Joe Cotton	OL
47	Josh Crownover	LB
D		
20	Clayton Denker.....	DB
8	Nyle Dickel.....	LB
98	Chris Dixon	DL
93	Will Dunn	DL
E		
32	Tyler EE-ble.....	P
25	EN-jay ee-LIE-us.....	DB
9	Wesley EL-ih-door	WR
65	Caden Ellingson.....	OL
97	Miles Emery.....	DL
66	Isaac UR-biss	OL
F		
73	Cody Fayette	OL
G		
54	Nick GAIZE	DL
82	JJ Galbreath.....	TE
99	Ben gan-ZALL-ow	DL
6	Jo-SIGH-uh GAIN-is	DB
46	Dalton Godfrey	LS
83	Austin GEER-ing.....	TE
90	my-KEECE Grace	DL
39	Kelby Gray.....	RB
35	Cameron Grays.....	DB
95	Kevin Greene II.....	DL
H		
96	Jack HAY-gee	DL
71	Colton Harberts	OL
1	Myles Harden.....	DB
56	Bryce Henderson.....	OL
34	Stephen Hillis.....	LB
61	Blake Holden.....	DL
84	Cory HALL-ing-ger	TE
4	Jailen Holman.....	DB
J		
12	Tre Jackson	DB
12	Andrew Jacobs.....	WR
70	Alex Jensen	OL
23	Jonathan JOAN-is.....	LB
77	Cliff Johnson	OL
K		
64	Ben Kohls	OL
68	Sam Kohls	OL
52	Brady KO-pull	OL

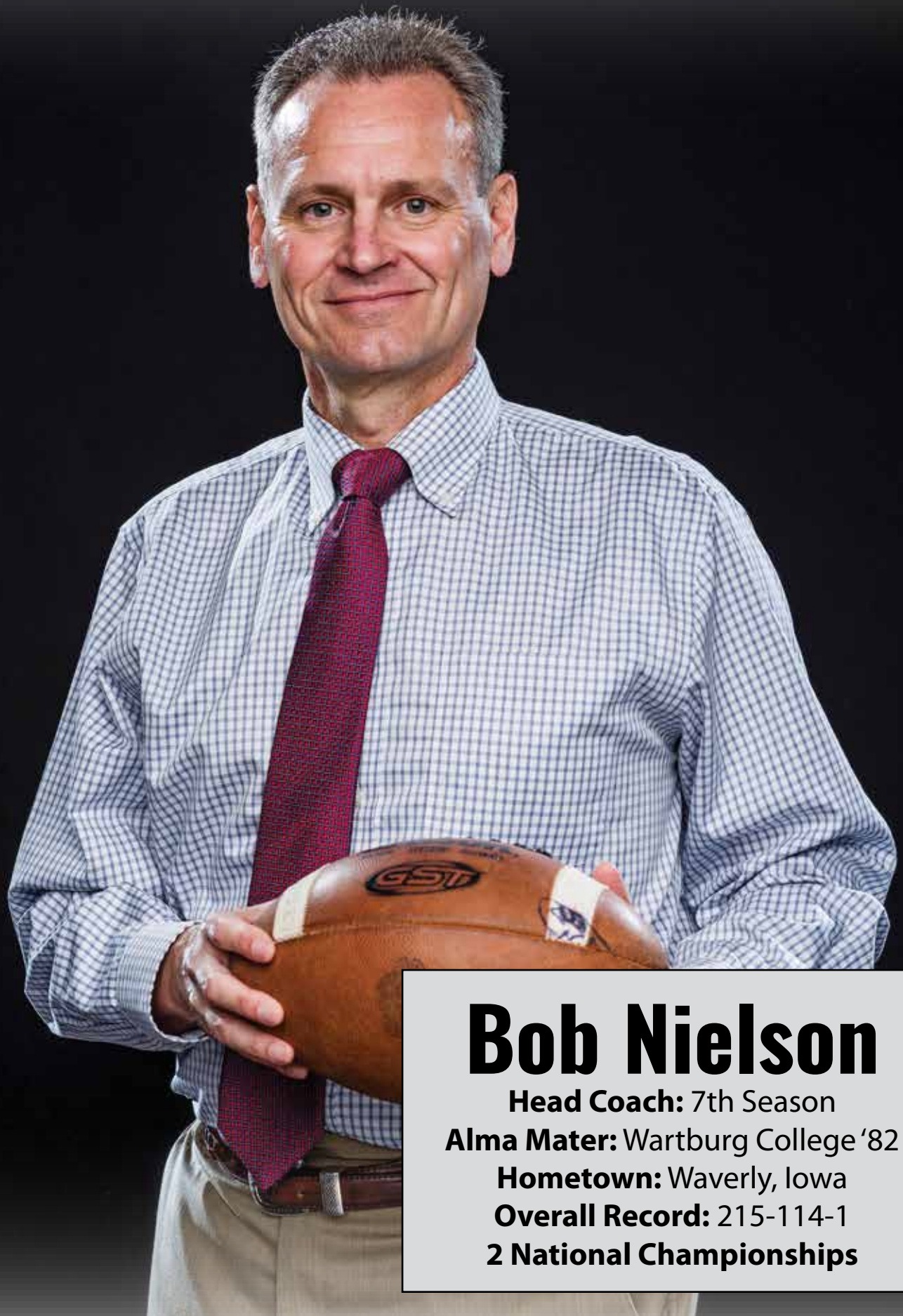
NUMERICAL ROSTER

#	Name	Pos.	Ht.	Wt.	Yr.	Hometown/Previous School
0	Michael Scott	LB	6-2	240	Sr.	Tallahassee, Fla./Akron
1	Myles Harden	DB	5-10	190	So.	Miami Gardens, Fla./Miramar HS
1	Shomari Lawrence	RB	6-0	200	R-Fr.	Pompano Beach, Fla./Blanche Ely HS
2	Aidan Bouman	QB	6-5	240	R-Fr.	Buffalo, Minn./Iowa State
2	Dennis Shorter	DB	5-10	200	So.	Daytona Beach, Fla./Bethune-Cookman
3	Teven McKelvey	DB	6-1	190	So.	Gardner, Kan./Gardner Edgerton HS
3	Jordan Sommerville	WR	6-0	195	Sr.	St. Louis, Mo./Lutheran North HS
4	Jack Clougherty	QB	5-10	170	Fr.	Pasadena, Calif./John Muir HS
4	Jailen Holman	DB	6-0	195	So.	West Palm Beach, Fla./Palm Beach Lakes HS
5	Travis Theis	RB	5-11	205	So.	Pratt, Kan./Pratt HS
5	Cameron Tisdale	DB	5-10	180	Sr.	Clearwater, Fla./Largo HS
6	Makai Lovett	WR	6-2	225	R-Fr.	Miami, Fla./Senior HS
6	Josiah Ganues	DB	5-11	180	So.	Miramar, Fla./Miramar HS
7	Mike Mansaray	RB	5-9	195	So.	Columbus, Ohio/Westerville South HS
7	Da’Raun McKinney	DB	5-10	200	So.	River Rouge, Mich./Iowa
8	Javion Phelps	WR	6-3	190	R-Fr.	Orlando, Fla./Boone HS
8	Nyle Dickel	LB	6-3	235	R-Fr.	Minneapolis, Minn./Washburn HS
9	John Bickle	P	6-1	190	Sr.	Eau Claire, Wis./Wheaton
9	Wesley Eliodor	WR	6-0	200	Jr.	Fort Lauderdale, Fla./Fort Lauderdale HS
10	Datwan Blackwood	WR	6-0	190	So.	Fort Pierce, Fla./St. Lucie West Centennial HS
10	Eddie Ogamba	K	6-1	205	Sr.	Robbinsdale, Minn./Iowa State
11	Matteo Bonnin	WR	6-3	220	R-Fr.	Hudson, Wis./Hudson HS
12	Andrew Jacobs	WR	5-10	185	Fr.	Baltimore, Md./St. Frances Academy
12	Tre Jackson	DB	5-10	170	Jr.	Wellington, Fla./Palm Beach Central HS
13	Cergio Perez	QB	5-11	210	Fr.	Rowlett, Texas/Garland HS
13	Matt Walsh	DB	6-2	200	R-Fr.	Evergreen Park, Ill./Evergreen Park HS
14	Carter Bell	WR	5-10	175	So.	Bettendorf, Iowa/Bettendorf HS
14	Dominic Reaves	DB	5-8	175	Fr.	Tampa, Fla./Hillsborough HS
15	Jack Martens	WR	5-11	195	R-Fr.	Cumberland, Wis./Cumberland HS
15	Will Leyland	K	5-9	200	R-Fr.	Souderton, Pa./Temple
16	Cole Stenstrom	QB	6-1	200	So.	Arden Hills, Minn./Mounds View HS
16	Josh Manchighia	DB	6-0	210	Sr.	Papillion, Neb./South Dakota State
17	Shahid Barros	DB	6-1	185	R-Fr.	New Bedford, Mass./New Bedford HS
18	Carson Camp	QB	6-3	210	So.	Bloomington, Ill./Normal Comm. West HS
19	Parker Rickert	WR	6-0	200	Sr.	Edina, Minn./Iowa State
20	Clayton Denker	DB	6-0	190	R-Fr.	Bellwood, Neb./David City HS
21	Tre Thomas	LB	6-1	220	Jr.	Burnsville, Minn./Burnsville HS
22	Isaiah McDaniels	DB	5-11	185	Sr.	San Diego, Calif./Madison HS
23	Jonathan Joanis	LB	6-1	230	Sr.	Orlando, Fla./Boone HS
24	Gary Bryant III	LB	6-0	220	Fr.	Baltimore, Md./Good Counsel HS
25	NJ Elias	CB	5-10	190	Fr.	Verona, Wis./Verona HS
26	Caleb McKenzie	DB	5-7	160	Fr.	Carver Ranches, Fla./Miami Central HS
27	Jakari Starling	LB	6-1	225	Jr.	Riviera Beach, Fla./Palm Beach Lakes HS
28	Nate Thomas	RB	5-8	210	So.	South Holland, Ill./Thornwood HS
29	Matt Medill	LB	6-4	230	R-Fr.	Roca, Neb./Norris HS
30	Austin Rosetta	LB	6-2	215	R-Fr.	Shawnee, Kan./De Soto HS
31	Mackenson Owens	LB	6-0	215	Fr.	Aurora, Neb./Aurora HS
32	Tyler Ebel	P	6-4	225	Fr.	DeForest, Wis./DeForest HS
34	Stephen Hillis	LB	6-1	235	Jr.	Hartington, Neb./Air Force
35	Charles Pierre Jr.	RB	5-8	180	Fr.	Orlando, Fla./Ocoee HS
35	Cameron Grays	DB	5-10	195	Fr.	Oswego, Ill./Oswego HS
36	Mike Sajenko	RB	5-10	190	Fr.	Park Ridge, Ill./Maine South HS
37	Cade Parker	LB	5-11	225	R-Fr.	Hiawatha, Iowa/Kennedy HS
38	Gage Tennyson	LB	6-5	200	Fr.	Custer, S.D./Custer HS
39	Kelby Gray	RB	5-8	220	Fr.	Oak Park, Ill./Oak Park-River Forest HS

#	Name	Pos.	Ht.	Wt.	Yr.	Hometown/Previous School
42	Jason Samec	TE	6-1	250	So.	Stillwater, Minn./St. Thomas Academy HS
43	Jason Simon-Ressler	LB	6-3	240	So.	Farley, Iowa/Western Dubuque HS
44	Danny Browdy Jr.	DL	6-4	210	R-Fr.	Bushnell, Fla./South Sumter HS
46	Dalton Godfrey	LS	6-2	240	Sr.	Cedar Falls, Iowa/Cedar Falls HS
47	Josh Crownover	LB	6-4	245	R-Fr.	Tyndall, S.D./Bon Homme HS
48	Justin Stallworth	DE	6-4	215	R-Fr.	Park Forest, Ill./Marian Catholic HS
49	Brock Mogensen	LB	6-2	230	Jr.	Farmington, Minn./Farmington HS
50	Jackson Marx	LS	6-1	210	So.	Bettendorf, Iowa/Mount Marty
51	Dominic Caggiano	DL	6-3	245	R-Fr.	Runnells, Iowa/Southeast Polk HS
52	Brady Koupal	OL	6-5	250	Fr.	Brandon, S.D./Brandon Valley HS
53	Colton Rada	OL	6-1	275	Fr.	Chaska, Minn./Chaska HS
54	Nick Gaes	DL	6-4	270	So.	Alta, Iowa/Alta-Aurelia HS
55	Earl Miller Jr.	DL	6-4	285	R-Fr.	Riviera Beach, Fla./American Heritage HS
56	Bryce Henderson	OL	6-8	300	R-Fr.	North Aurora, Ill./Aurora Christian Schools
57	Josh Larsen	OL	6-2	270	Fr.	Harrisburg, S.D./Harrisburg HS
58	Trevor Shohoney	OL	6-3	315	Jr.	Franklin, Wis./Franklin HS
59	Joe Cotton	OL	6-5	300	Fr.	Sioux Falls, S.D./Roosevelt HS
61	Blake Holden	DL	6-3	290	So.	Watertown, S.D./Watertown HS
62	Paxton Swanson	OL	6-5	290	R-Fr.	Springfield, Neb./Platteview HS
63	Noah Smith	OL	6-2	320	Fr.	Lawrence, Kan./Lawrence HS
64	Ben Kohls	OL	6-3	305	R-Fr.	Sioux Falls, S.D./Roosevelt HS
65	Caden Ellingson	OL	6-7	305	R-Fr.	Tea, S.D./Tea Area HS
66	Isaac Erbes	OL	6-5	330	Jr.	Urbandale, Iowa/Urbandale HS
67	Jordan Larsen	OL	6-3	280	Fr.	Harrisburg, S.D./Harrisburg HS
68	Sam Kohls	OL	6-4	320	R-Fr.	Sioux Falls, S.D./Roosevelt HS
70	Alex Jensen	OL	6-7	290	Sr.	Plymouth, Minn./Wayzata HS
71	Colton Harberts	OL	6-6	315	So.	Dike, Iowa/Dike-New Hartford HS
72	Brandon Vander Sluis	OL	6-3	305	Fr.	LeMars, Iowa/LeMars HS
73	Cody Fayette	OL	6-5	295	R-Fr.	Wichita, Kan./Maize South HS
75	Kel Stroud	OL	6-4	290	R-Fr.	Chapman, Kan./Chapman HS
76	Joey Lombard	OL	6-5	325	So.	Anoka, Minn./Anoka HS
77	Cliff Johnson	OL	6-5	305	So.	Lake Andes, S.D./Andes Central HS
78	Gerrit Poncius	OL	6-7	285	R-Fr.	Buffalo, Minn./Buffalo HS
80	Alex Saunders	WR	6-2	180	Fr.	Orlando, Fla./Oviedo HS
81	Jacob Cheeseman	WR	6-0	190	R-Fr.	Salem, S.D./McCook Central HS
82	JJ Galbreath	TE	6-3	220	So.	Arvada, Colo./Ralston Valley HS
83	Austin Goehring	TE	6-4	245	Sr.	Kiel, Wis./Kiel HS
84	Cory Hollinger	TE	6-4	225	Fr.	Stromsburg, Neb./Cross County HS
85	Tysen Boze	WR	6-2	190	Fr.	Dublin, Ohio/Dublin Scioto HS
86	Jamahd Monroe	WR	6-2	195	So.	San Diego, Calif./Montana State
86	Kayden College	WR	6-3	190	Fr.	Robbinsdale, Minn./Armstrong HS
87	Jacob Remmert	TE	6-5	225	R-Fr.	Cedar Falls, Iowa/Cedar Falls HS
88	Troy Bounting	WR	5-9	175	Fr.	Hudson, Wis./Hudson HS
89	Zach Witte	TE	6-6	250	R-Fr.	Sioux Falls, S.D./Christian HS
90	Mi'Quise Grace	DL	6-4	240	Fr.	Cincinnati, Ohio/Princeton HS
91	Brendan Webb	DL	6-4	255	Jr.	Buhler, Kan./Buhler HS
92	Micah Roane	DL	6-4	250	Jr.	Chaska, Minn./Chaska HS
93	Will Dunn	DL	6-3	280	So.	Oklahoma City, Okla./Heritage Hall HS
94	Marcus Simmons Jr.	DL	6-1	250	Fr.	Germantown, Md./St. John's College
95	Kevin Greene II	DL	6-3	290	R-Fr.	Del City, Okla./North Texas
96	Jack Hagy	DL	6-4	240	So.	Wimberley, Texas/St. Michael's Catholic
97	Miles Emery	DL	6-1	265	Sr.	Overland Park, Kan./Butler CC
98	Chris Dixon	DL	6-2	315	Fr.	Toronto, Ontario/St. Thomas More HS (CT)
99	Ben Gansallo	DL	6-1	270	Sr.	Missouri City, Texas/New Mexico

ALPHABETICAL/PRONUNCIATIONS

#	Name	Pos.
L		
67	Jordan Larsen	OL
57	Josh Larsen	OL
1	show-MAR-ee Lawrence.....	RB
15	Will Leyland.....	K
76	Joey Lombard.....	OL
6	muh-KAI LOVE-it.....	WR
M		
16	Josh man-cha-GUY-uh	DB
7	Mike MAN-suh-ray	RB
15	Jack Martens	WR
50	Jackson Marx	LS
22	Isaiah McDaniels.....	DB
3	Teven McKelvey.....	DB
26	Caleb McKenzie	DB
7	DAY-rawn McKinney	DB
29	Matt muh-DILL.....	LB
55	Earl Miller Jr.	DL
49	Brock MOH-gen-sen.....	LB
81	Jamahd Monroe	WR
O		
10	Eddie oh-GAWM-ba	K
31	Mackenson Owens	LB
P		
37	Cade Parker	LB
13	Cergio Perez.....	QB
8	JAY-vee-on Phelps	WR
35	Charles pea-AIR Jr.	RB
63	Gerrit PAWN-chus	OL
R		
53	Colton RAW-da.....	OL
14	Dominic REEVS.....	DB
87	Jacob Remmert.....	TE
19	Parker Rickert.....	WR
92	MY-cah Roane	DL
30	Austin Rosetta.....	LB
S		
36	Mike suh-JEN-ko.....	RB
42	Jason SAM-ick	DL
80	Alex Saunders.....	WR
0	Michael Scott.....	LB
58	Trevor Shohoney	OL
2	Dennis Shorter III.....	DB
94	Marcus Simmons Jr.....	DL
43	Jason Simon-Ressler	LB
63	Noah Smith	OL
3	Jordan Sommerville.....	WR
48	Justin Stallworth.....	LB
27	juh-CAR-ee Starling.....	LB
16	Cole Stenstrom	QB
75	Kel Stroud	OL
62	Paxton Swanson.....	OL
T		
38	Gage TEN-ih-son.....	LB
5	Travis TICE	RB
28	Nate Thomas.....	RB
21	Tre Thomas	LB
5	Cameron Tisdale.....	DB
V		
72	Brandon Vander SLICE.....	OL
W		
13	Matt Walsh.....	DB
91	Brendan Webb	DL
89	Zach WIT-ee.....	TE



Bob Nielson

Head Coach: 7th Season

Alma Mater: Wartburg College '82

Hometown: Waverly, Iowa

Overall Record: 215-114-1

2 National Championships

Head Coach Bob Nielson



Bob Nielson was introduced as the 30th head coach in the history of University of South Dakota football in December of 2015. It is the sixth head coaching stint for Nielson, who has enjoyed success at every level of college football. He is a three-time national coach of the year recipient, a two-time national champion head coach, and was Missouri Valley Football Conference Coach of the Year in 2015. The 2022 season is the 30th for Nielson as a head coach.

Nielson has been labeled a builder throughout his career, and he has added to that legacy at USD. In just his second season with the Coyotes, Nielson led the program to a record eight wins at the Division I level and to the FCS playoffs for the first time. It marked the fifth consecutive program that has reached the playoffs within four years of Nielson taking the helm. The Coyotes won their FCS playoff debut in 2017 and reached the final 16.

South Dakota returned to the postseason in 2021. It was the program's sixth NCAA appearance and the Coyotes hosted a first-round game. That marked the first postseason game played inside the DakotaDome in 35 years and first at the FCS level.

South Dakota finished 7-5 with a program-best 5-3 mark in Valley play, good for third place.

Nielson crossed yet another coaching milestone in 2018. The Coyotes' 31-24 win at Southern Illinois in their conference opener marked Nielson's 200th career win and he needed less than 300 games to get there. Nielson became the 91st college football coach to reach the plateau and starts 2022 as one of 11 active head coaches with 200 wins.

Prior to arriving in Vermillion, Nielson served as head coach at Western Illinois University for three seasons from 2013-15. He led the Leathernecks to a 7-6 record in 2015 and to the second round of the FCS playoffs. It was the first playoff appearance for the Leathernecks since 2010. While at Western, Nielson coached seven all-MVFC first-team selections including four in 2015.

Nielson is a native of Marion, Iowa, and received his bachelor's degree from Wartburg College in Waverly, Iowa, in 1982. He began his career as an offensive line coach at his alma mater before being promoted to defensive coordinator in 1987.

Nielson's first head coaching opportunity was at Ripon College. He was 2-6-1 in his first season and improved to 7-2 in year two. It was the first season the Red Hawks had posted more than four victories in eight years.

Nielson returned to Wartburg in 1991 to serve as head coach and athletic director of the Knights. In 1993, his third season, Wartburg won an Iowa Conference title, Nielson earned his first conference coach of the year award, and the Knights returned to the NCAA Division III playoffs for the first time in 11 years. In 1994, Wartburg recorded its first NCAA playoff victory.

Nielson transitioned to Wisconsin-Eau Claire ahead of the 1996 campaign. In just his third season with the Blugolds, he won the 1998 WIAC Championship and made a run all the way to the NCAA Division III national semifinals. He would go on to be named Football Gazette's NCAA Division III National Coach of the Year that season.

Nielson's Minnesota Duluth Dynasty began in 1999. In year three, Duluth made its first postseason appearance by competing in the Mineral Water Bowl. The following season, the Bulldogs won the 2002 Northern Sun Championship with a perfect 9-0 record and qualified for the NCAA Division II playoffs for the first time in school history.

Duluth was 38-19 in its first five years under Nielson, who turned in his whistle after the 2003 season to serve as the Bulldogs' athletic director. He remained the AD when he returned to coach the football team in 2008. That year, Duluth earned its first national championship with a 15-0 record. The Bulldogs duplicated the feat in 2010.

Nielson was 100-26 in 10 seasons at Duluth. In his second five-year stint, the program was 62-7 with five NCAA playoff appearances, five NSIC titles and two undefeated seasons. Nielson was named national coach of the year in both championship years and totaled three Northern Sun Coach of the Year awards.

Nielson and his wife, Terri, have two daughters, Amanda Taylor and Kasey, a son, Kyle, and three grandchildren, Cash, Rowan, and Finley Taylor. Nielson holds a master's degree from University of Northern Iowa, which he completed in 1988. He served as Chair of the NCAA Football Rules Committee from 2015-17, and is a member of the University of Minnesota Duluth and Linn-Mar High School Athletic Hall of Fames.

NIELSON'S COACHING FILE

COACHING HISTORY

1981-86	Wartburg College Offensive Line Coach
1987-88	Wartburg College Defensive Coordinator
1989-90	Ripon College Head Coach
1991-95	Wartburg College Head Coach
1996-98	UW-Eau Claire Head Coach
1999-03, 08-12	Minnesota Duluth Head Coach
2004-07	Minnesota Duluth Athletic Director
2013-2015	University of Western Illinois Head Coach
2016-Present	University of South Dakota Head Coach

HEAD COACHING RECORD

1989	Ripon College	2-6-1
1990	Ripon College	7-2
1991	Wartburg College	6-4
1992	Wartburg College	5-5
1993	Wartburg College	9-2
	<i>NCAA Division III Playoffs</i>	
1994	Wartburg College	10-2
	<i>NCAA Division III Quarterfinals</i>	
1995	Wartburg College	9-1
1996	UW-Eau Claire	5-5
1997	UW-Eau Claire	7-3
1998	UW-Eau Claire	10-3
	<i>NCAA Division III Semifinals</i>	
1999	Minnesota Duluth	3-8
2000	Minnesota Duluth	7-4
2001	Minnesota Duluth	9-3
2002	Minnesota Duluth	11-1
	<i>NCAA Division II Playoffs</i>	
2003	Minnesota Duluth	8-3
2008	Minnesota Duluth	15-0
	<i>NCAA Division II National Champions</i>	
2009	Minnesota Duluth	11-2
	<i>NCAA Division II Quarterfinals</i>	
2010	Minnesota Duluth	15-0
	<i>NCAA Division II National Champions</i>	
2011	Minnesota Duluth	11-3
	<i>NCAA Division II Quarterfinals</i>	
2012	Minnesota Duluth	10-2
	<i>NCAA Division II Playoffs</i>	
2013	Western Illinois	4-8
2014	Western Illinois	5-7
2015	Western Illinois	7-6
	<i>NCAA Division I FCS Playoffs - 2nd Rd</i>	
2016	South Dakota	4-7
2017	South Dakota	8-5
	<i>NCAA Division I FCS Playoffs - 2nd Rd</i>	
2018	South Dakota	4-7
2019	South Dakota	5-7
2020-21	South Dakota	1-3
2022	South Dakota	7-5
	<i>NCAA Division I FCS Playoffs</i>	
Career Coaching Record		215-114-1

Assistant Coaches



Ted Schlafke
Offensive Coordinator/
Quarterbacks
7th Season

Ted Schlafke, who quarterbacked Bob Nielson's undefeated Minnesota Duluth team in 2008, has been Nielson's quarterbacks coach and pass game coordinator since 2013. This is his fourth year as offensive coordinator though he has called the plays since his arrival in 2016.

Schlafke has led a trio of outstanding starting quarterbacks at USD in Chris Streveler (FCS National Player of the Year), Austin Simmons (second-leading passer in program history) and now Carson Camp, who started as a true freshman in 2021.

Schlafke began his coaching career at Southern Illinois and was recruited by former Coyote defensive coordinator Chuck Morrell to come to Montana Tech. He moved to Western Illinois when Nielson became head coach there in 2013 and subsequently made the move with Nielson to Vermillion.

Schlafke was an all-American quarterback in Duluth who led the Bulldogs to a national title in 2008 with a 15-0 record.

Hometown
Stevens Point, Wis.

Alma Mater
Minnesota Duluth, 2008

Degrees
Finance, UMD, 2008

Coaching Experiences
South Dakota
2018-pres.: Offensive Coor./QBs
2016-17: Pass Game Coor./QBs
Western Illinois
2013-15: Pass Game Coor./QBs
Montana Tech
2011-12: Offensive Coor./QBs
Southern Illinois
2009-11: Asst. Offensive Line

Playing Experience
UMD, quarterback, 2004-08

Family
Wife, Jenna, and daughter, Jules.
Jenna is a WBB coach at USD.

Hometown
Blaine, Minn.

Alma Mater
Concordia, 2007

Degrees
Kinesiology, Concordia, 2007

Coaching Experiences
South Dakota
2019-pres.: Defensive Coor.
Grand View
2013-18: Defensive Coor.
Concordia
2011-12: Defensive Coor.
2006-10: Secondary

Playing Experience
Concordia, LB, 2002-05

Family
Wife, Natalie, and three children,
Laila, Layne and Tate

It has taken just three short seasons – including a COVID year – to take South Dakota's defense to new heights. The 2021 squad became the sixth in program history to qualify for the NCAA playoffs and the Coyotes hosted a playoff game in the DakotaDome for the first time in 35 years. That was due in large part to a defense that allowed 344 yards and 20 points per game, both of which are program bests at the FCS level.

Johansen arrived at USD following six seasons at Grand View University in Iowa. The Vikings were 61-11 in his six seasons with five conference championships, six NAIA playoff appearances and the 2013 national title following a 14-0 campaign. Grand View finished in the top-15 of the national rankings all six seasons including four top-10 rankings.

Johansen was a Heart of America Assistant Coach of the Year finalist in each of his last two seasons at Grand View, and was a national coordinator of the year finalist in 2015. He was even featured in a Sports Illustrated article, "The Search to Save NFL Defenses," in November of 2018. Grand View was ranked as one of the top NAIA defenses throughout Johansen's stay there and produced seven defensive All-Americans.



Travis Johansen
Defensive Coordinator
4th Season

Assistant Coaches

Hometown

Parkersburg, W.V.

Alma Mater

West Liberty State, 1988

Degrees

??, West Liberty State, 1988

Recent Coaching Experiences

Cincinnati

2017-21: Offensive Line

West Virginia:

2013-16: Offensive Line

Stanford:

2011-12: Offensive Line

Harvard:

2003-10: Offensive Line

Playing Experience

West Liberty State, OL, 1986-88

Family

Wife, Stacy, and three children, Andrew, Cian and Kenley

Ron Crook's career has spanned three decades and includes stops at Cincinnati, West Virginia, Stanford, Harvard and Illinois.

Crook most recently served as offensive line coach at Cincinnati from 2017-21. The Bearcats won back-to-back AAC titles and became the first group of five team to compete in the College Football Playoff this past season.

Crook has been an offensive line coach throughout his career, but doubled as special teams coordinator early on at Clarion, Glenville State and West Virginia Institute of Technology. He was at Harvard from 2003-10, Stanford from 2011-12 and West Virginia from 2013-16 prior to arriving at Cincinnati.

Crook's resume includes the tutelage of 38 all-conference players, nine all-Americans and nine NFL players. He has been a part of 10 championship-winning teams, worked with a pair of teams that made the NCAA Division II playoffs and has now coached inside the College Football Playoff.



Ron Crook
Special Teams Coord.
Tight Ends
1st Season



Andrew Prevost
Offensive Line
7th Season

Andrew Prevost joined Nielson on the Coyotes' coaching staff in December of 2015 and has worked with Nielson since 2011. Prevost coached USD tight ends in 2016 and 2017 before managing the line.

Accolades for his "hippos", as they are affectionately called, include left tackle Alex Jensen becoming the program's first all-Valley offensive lineman since 2017. Jensen earned the honor after leading the Coyotes back to the postseason in 2021 for the second time in five seasons. The Coyotes topped 170 yards on the ground per game for the third time in the last four full seasons. That includes four 300-plus efforts in the last two full campaigns.

In addition to Jensen, guard Mason Scheidegger was a CoSIDA Academic All-District honoree, served as a team captain and earned honorable mention all-MVFC honors in back-to-back seasons. Back in 2019, Isaac Erbes and Kian Rexroat-Potts were named to FCS Freshmen All-America teams.

The run game isn't all that has flourished under Prevost. The Coyotes boasted the Valley's top passing attack in each of the three seasons prior to the COVID-19 pandemic. South Dakota averaged 290 yards through the air in those three years.

Hometown

Galesville, Wis.

Alma Mater

Wisconsin-Eau Claire, 2011

Degrees

Organizational Comm. & Information Systems, UWEC, 2011
Master's Degree, UMD, 2013

Coaching Experiences

South Dakota

2018-pres.: Offensive Line

2016-17: Tight Ends

Western Illinois

2014-15: Tight Ends

2013: Defensive Line

Minnesota Duluth

2011-12: Linebackers

UW-Eau Claire

2010: Offensive Line

Playing Experience

UW-Eau Claire, OL, 2005-09

Family

Wife, Cortney, and two children, Brooks and Emersyn

Assistant Coaches



Tyler Paopao
Wide Receivers
5th Season

Hometown

Oceanside, Cal.

Alma Mater

Occidental College, 2004

Degrees

Sociology, Occidental, 2004
Master's degree, SE Louisiana, 2009

Coaching Experiences

South Dakota

2022: Wide Receivers
2018-21: Tight Ends

Eastern Oregon

2015-17: Assistant Head Coach
2012-14: Offensive Coordinator

Southeastern Louisiana

2007-11: TEs/RBs/WRs

Lazio Marines (Italy)

2006: Offensive Coordinator

Ottawa Renegades (CFL)

2005: WRs/Returners

Playing Experience

Southern Illinois, QB, 1998-99
Occidental, QB, 2001-03
Ottawa (CFL), QB, 2004-05

Family

Wife, Jessica, and sons, Mateo & Glover



Dante Warren
Running Backs
5th Season

Hometown

Schaumburg, Ill.

Alma Mater

South Dakota, 2017

Degrees

Sports Management, USD, 2017

Past Experiences

South Dakota

2018-pres.: Running Backs

Augustana:

2016-17: Graduate Assistant

Zion Benton Township HS:

2014-15: Offensive Coordinator

North Chicago HS

2012: Quarterbacks Coach

Playing Experience

USD, quarterback, 2008-11
Tri-Cities Fever (IFL), 2013

Awards

All-Great West honoree in 2010;
led Coyotes to 41-38 win against
Minnesota in 2010

Family

Wife, Hailie, and daughter, Winter



Miles Taylor
Def. Pass Game Coord.
3rd Season

Hometown

Silver Spring, Maryland

Alma Mater

Iowa, 2017

Degrees

Political Science, Iowa, 2017
Master's degree, Iowa, 2020

Past Experiences

South Dakota

2020-pres.: Defensive Backs

Iowa:

2018-19: Graduate Assistant

Spent the summer of 2019 as a Bill
Walsh Defensive Intern with the
Baltimore Ravens

Playing Experience

Iowa, DB, 2014-17

Awards

Three-time recipient of the Team
Hustle Award; Big Ten Sportsmanship
Award in 2017

Family

Wife, Kari

Assistant Coaches



Corey Brown

Def. Run Game Coord.
2nd Season

Hometown
Houston, Texas

Alma Mater
Iowa, 2005

Degrees
Sociology, Iowa, 2005

Past Experiences
South Dakota
2021-pres.: Defensive Line
Cornell College
2020-pres.: Defensive Line
Rutgers
2018-19: Defensive Line
Miami (OH)
2014-17: Defensive Line
Notre Dame
2012-13: Graduate Assistant
Iowa Western CC
2009-11: Defensive Line
North Iowa Area CC:
2006-08: Defensive Line

Playing Experience
Iowa, DL, 1995-99
Quad City (AFL 2), 2000-05

Family
Wife, Susan, son, Blaze, and two daughters, Erin and Kayla



C.J. Robbins

Outside Linebackers
1st Season

Hometown
Peru, Illinois

Alma Mater
Northwestern, 2015

Degrees
Comm. Studies, Northwestern, 2015
Master's Degree, Northwestern, 2016
Master's Degree, Minnesota, 2022

Past Experiences
South Dakota
2022-pres.: Outside Linebackers
Minnesota
2020-21: Rush Ends
Miami (OH):
2019: Defensive Line

Playing Experience
Northwestern, DL, 2011-16
Signed with the Tennessee Titans in the spring of 2017

Three-year starter at Northwestern and a two-time academic all-Big Ten honoree ... played in 49 games and earned 32 starts ... team captain in 2016



Elijah Hodge

Inside Linebackers
1st Season

Hometown
Fort Lauderdale, Fla.

Alma Mater
Wisconsin, 2009

Degrees
Sociology, Wisconsin, 2009
Master's Degree, Boston College,

Past Experiences
South Dakota
2022-pres.: Inside Linebackers

Founded Linebacker Performance in 2021 ... held a number of administrative leadership experiences in the Boston area from 2012-20 ... helped build the varsity team at Roxbury Prep Charter in 2018 ... led the team to the playoffs in back-to-back seasons

Playing Experience
Wisconsin, LB, 2006-08
UNI, LB, 2009

Family
Wife, Zina, and daughter, Emory

Coaching Staff



Brian Grace
 Defensive GA
 3rd Season

Hometown
 Salinas, Calif.

Alma Mater
 Grand View University, 2020

Degrees
 Corporate Communications,
 Grand View, 2020

Currently working on a master's degree in development in higher education at USD

Playing Experience
 Hartnell College, DB, 2016-17
 Grand View, DB, 2018-19

Compiled 86 tackles in two seasons at Grand View with two sacks in 22 games ... also had an interception and six tackles-for-loss ... earned all-conference honors at safety his senior year and was also voted a team captain



Nate Van Asperen
 Offensive GA
 1st Season

Hometown
 Sacramento, Calif.

Alma Mater
 Southwest Minnesota State, 2019

Degrees
 Political Science, SMSU, 2019
 Master's Degree, Dakota State, 2021

Past Experiences
Dakota State:
 2021: Offensive Line
SW Minnesota State:
 2020: Tight Ends & RBs
 2019: Offensive Line

Playing Experience
 Sacramento City, OL, 2015-16
 SW Minnesota State, OL, 2017-18

Started all 11 games at center for Southwest Minnesota State where he helped an offense average 26 points and nearly 400 yards per game ... played in all 11 games and earned five starts at left guard as a junior ... was named a team captain and earned honorable mention all-conference honors at Sacramento City College



Tim Lydon
 Video Coordinator
 1st Season

Hometown
 Edina, Minn.

Alma Mater
 St. John's, 2017

Degrees
 Elem. Education, St. John's, 2017
 Master's Degree, Concordia, 2022

Past Experiences
Concordia:
 2019-21: Graduate Assistant
 Worked primarily

Served as an elementary school teacher at Hmong College Prep Academic in St. Paul, Minn., during the 2018-19 academic year

Playing Experience
 St. John's, RB, 2013-17

Began his collegiate career at North Dakota State before transferring to St. John's ... contributed to St. John's 2014 MIAC championship and four consecutive Division III playoff appearances ... helped Concordia lead the nation in sacks per game in 2019

Support Staff



Josh Rosenthal
Personnel/Operations
1st Season

Hometown
Bloomington, Minn.

Alma Mater
Concordia, 2011

Degrees
Education, Physical and Health,
Concordia, 2011

Past Experiences
South Dakota:
2021: Personnel/Operations
Iowa State
2019-21: Player Personnel
Concordia:
2018: WRs/Director of Oper.
St. Thomas:
2014-17: Wide Receivers
Concordia:
2012: Graduate Assistant

Playing Experience
Minnesota State, wrestler, 2005
Concordia, football, 2008-10

Family
Wife, Amy, and two daughters, Perry and Vale



Zach James
Athletic Trainer
2nd Season

Hometown
Sioux Falls, S.D.

Alma Mater
South Carolina, 2014

Degrees
Athletic Training, South Carolina,
2014
Master's Degree, California (Pa.),
2108

Past Experiences
South Dakota
2021: Athletic Trainer
Presbyterian:
2017-21: Athletic Trainer
The Citadel:
2014-17: Resident Athletic Trainer

Attended Washington High School ...
NASM Performance Enhancement
Specialist certification ... also Dry
Needle certified



Clete McLeod
Strength & Conditioning
5th Season

Hometown
Assumption, Ill.

Alma Mater
Southern Illinois

Degrees
Food & Nutrition, SIU
M.S., Physical Education, SIU

Past Experiences
South Dakota
2018-pres.: Head S&C Coach
Nebraska
2016-18: Asst. Head S&C Coach
Southern Illinois
2011-16: Head S&C Coach

Also: Oregon State (3), SE Missouri
State (1), & Northern Illinois

Other Experience
Served as a United State infantryman
from 1992-94 before starting school
at Southern Illinois.

Is a NSCA certified strength
and conditioning specialist
*Distinguished, a USA Weightlifting
certified club coach, and USA Track &
Field Level 1 coach

Administrators / Coaches

Coyote Administration



Sheila Gestring
University President
5th Year | Sioux Falls



David Herbster
Athletic Director
16th Year | Virginia Tech
(1991)



Joe Thuente
Sr. Associate A.D. for
External Affairs
1st Year | UNI (2009)



Corey Jenkins
Sr. Associate A.D. for
Facilities & Operations
5th Year | Georgia (2005)



Jamie Oyen
Sr. Associate A.D. | SWA
11th Year | Southwest
Minn. State (2003)



Gina Mockler
Associate A.D. for
Business & Finance
1st Year | USD (2010)



Andy Carr
Associate A.D. for
Development
6th Year | Winona St (2000)



Dr. Jessica Messersmith
Faculty Athletic Rep.
3rd Year | Neb.-Kearney
(2003)

Coyote Head Coaches



Nolan Fife
Cross Country



Brett Barnett
Women's Tennis



Brett Bennett
Women's Golf



Michael Thomas
Women's Soccer



John Vining
Men's Golf



Kyle Joplin
Triathlon



Lucky Huber
Track & Field



Robert Wagner
Softball



Jason Mahowald
Swim & Dive



Eric Peterson
Men's Basketball



Kayla Karius
Women's Basketball



Leanne Williamson
Volleyball



2021 IN REVIEW

Single-Game Career Highs - Offense

Passing	Attempts	Comps.	Yards	TD
16 - Cole Stenstrom	24 vs. Illinois St, 10/23/21	11 vs. Illinois St, 10/23/21	124 vs. Illinois St, 10/23/21	1 vs. Illinois St, 10/23/21
18 - Carson Camp	35 at #7 Illinois St, 2/27/21	22 vs. Missouri St, 3/13/21	339 vs. Missouri St, 3/13/21	3 vs. Indiana St, 10/2/21
19 - Johnathan Lewis	4 at Cal Poly, 9/18/21	2, 2x; MR: vs. #23 Southern Ill., 11/27/21	34 vs. #23 Southern Ill., 11/27/21	--

Rushing	Attempts	Yards	TD	Long
0 - Brett Samson	3 at #5 Sam Houston St, 12/2/17	28 at #5 Sam Houston St, 12/2/17	1 at UNI, 11/4/17	26 at #5 Sam Houston St, 12/2/17
5 - Travis Theis	29 at #16 UNI, 10/16/21	138 vs. #13 North Dakota, 10/9/21	2 vs. Northern Arizona, 9/11/21	31 vs. Missouri St, 3/13/21
6 - Kody Case	2 vs. #3 Youngstown St, 10/7/17	12 vs. #3 Youngstown St, 10/7/17	--	14 vs. #3 Youngstown St, 10/7/17
16 - Cole Stenstrom	7 vs. Illinois St, 10/23/21	37 vs. Illinois St, 10/23/21	1 at Cal Poly, 9/18/21	20 vs. Illinois St, 10/23/21
18 - Carson Camp	11, 2x; MR: vs. Indiana St, 10/2/21	24 at Cal Poly, 9/18/21	1, 2x; MR: at Western Ill., 11/6/21	29 vs. #23 Southern Ill., 11/27/21
19 - Johnathan Lewis	6 at Western Ill., 11/6/21	25 at Western Ill., 11/6/21	1 at Western Ill., 11/6/21	19 at Western Ill., 11/6/21
21 - Mike Mansaray	21 at Cal Poly, 9/18/21	141 at Cal Poly, 9/18/21	2 at Cal Poly, 9/18/21	24 at Cal Poly, 9/18/21
24 - Nate Thomas	16 vs. #7 South Dakota St, 11/13/21	111 vs. Indiana St, 10/2/21	1, 5x; MR: vs. #7 South Dakota St, 11/13/21	46 at Western Ill., 11/6/21
26 - Shomari Lawrence	11 at Kansas, 9/3/21	59 at Kansas, 9/3/21	1 at Kansas, 9/3/21	29 at Kansas, 9/3/21
34 - Nathan Lubinsky	1, 2x; MR: at Western Ill., 11/6/21	13 at Cal Poly, 9/18/21	--	13 at Cal Poly, 9/18/21

Receiving	Receptions	Yards	TD	Long
0 - Brett Samson	6, 2x; MR: vs. #5 South Dakota St, 11/23/19	77 vs. Houston Baptist, 9/14/19	2, 2x; MR: vs. Indiana St, 10/2/21	50 at #24 Illinois St, 10/21/17
2 - Jeremiah Webb	6 vs. #7 South Dakota St, 11/13/21	153 vs. #7 South Dakota St, 11/13/21	1 vs. #7 South Dakota St, 11/13/21	57 vs. #7 South Dakota St, 11/13/21
5 - Travis Theis	5 vs. #23 Southern Ill., 11/27/21	50 at Youngstown St, 3/20/21	--	45 at Youngstown St, 3/20/21
6 - Kody Case	11 vs. #25 Montana, 8/31/19	144 vs. #25 Montana, 8/31/19	2, 2x; MR: vs. #25 Montana, 8/31/19	72 at Bowling Green, 9/9/17
9 - Wesley Eliodor	3 at Cal Poly, 9/18/21	45 vs. Northern Arizona, 9/11/21	1 vs. #13 North Dakota, 10/9/21	41 vs. Northern Arizona, 9/11/21
13 - Caleb Vander Esch	9, 2x; MR: at Youngstown St, 3/20/21	103 vs. Houston Baptist, 9/14/19	2 at Missouri St, 10/12/19	57 vs. Youngstown St, 11/9/19
14 - Carter Bell	6, 2x; MR: at Cal Poly, 9/18/21	182 at Western Ill., 11/6/21	2 at Western Ill., 11/6/21	91 at Western Ill., 11/6/21
17 - Jaevon McQuitty	3, 4x; MR: vs. #23 Southern Ill., 11/27/21	59 vs. Missouri St, 3/13/21	--	45 vs. Missouri St, 3/13/21
21 - Mike Mansaray	2 vs. #4 North Dakota St, 11/20/21	49 vs. #4 North Dakota St, 11/20/21	1 vs. #4 North Dakota St, 11/20/21	40 vs. #4 North Dakota St, 11/20/21
24 - Nate Thomas	4 vs. #4 North Dakota St, 11/20/21	22 at Western Ill., 11/6/21	--	18 at Western Ill., 11/6/21
26 - Shomari Lawrence	2, 3x; MR: at #18 Missouri St, 9/25/21	46 at #18 Missouri St, 9/25/21	--	36 at #18 Missouri St, 9/25/21
70 - Alex Jensen	1 vs. UNI, 10/13/18	7 vs. UNI, 10/13/18	--	7 vs. UNI, 10/13/18
80 - Carter Kuchel	2 at Missouri St, 10/12/19	24 at Missouri St, 10/12/19	--	16 at Missouri St, 10/12/19
82 - J.J. Galbreath	2 vs. #4 North Dakota St, 11/20/21	12 vs. #4 North Dakota St, 11/20/21	1, 2x; MR: vs. #4 North Dakota St, 11/20/21	9 at #16 UNI, 10/16/21
83 - Austin Goehring	3, 2x; MR: at #16 UNI, 10/16/21	59 at Cal Poly, 9/18/21	1, 3x; MR: at Cal Poly, 9/18/21	36 at Cal Poly, 9/18/21
89 - Zach Witte	1 at Cal Poly, 9/18/21	14 at Cal Poly, 9/18/21	--	14 at Cal Poly, 9/18/21

Punt Returns	Number	Yards	TD	Long
6 - Kody Case	5 vs. #3 Youngstown St, 10/7/17	34, 2x; MR: vs. Indiana St, 10/14/17	--	28 vs. Indiana St, 10/14/17
14 - Carter Bell	3, 2x; MR: vs. Illinois St, 10/23/21	47 vs. #4 North Dakota St, 11/20/21	1 vs. #4 North Dakota St, 11/20/21	47 vs. #4 North Dakota St, 11/20/21

Kickoff Returns	Number	Yards	TD	Long
5 - Travis Theis	3 at #4 North Dakota, 3/4/21	67 at #4 North Dakota, 3/4/21	--	31 at #7 Illinois St, 2/27/21
6 - Kody Case	3, 2x; MR: at #5 Sam Houston St, 12/2/17	59 at #5 Sam Houston St, 12/2/17	--	28 at #5 Sam Houston St, 12/2/17
9 - Wesley Eliodor	3, 3x; MR: vs. #4 North Dakota St, 11/20/21	133 at #18 Missouri St, 9/25/21	1 at #18 Missouri St, 9/25/21	99 at #18 Missouri St, 9/25/21
13 - Caleb Vander Esch	1 vs. #25 Montana, 8/31/19	22 vs. #25 Montana, 8/31/19	--	22 vs. #25 Montana, 8/31/19
14 - Carter Bell	4 at #1 North Dakota St, 11/16/19	87 at #1 North Dakota St, 11/16/19	--	27 at #1 North Dakota St, 11/16/19
21 - Mike Mansaray	1, 2x; MR: vs. #23 Southern Ill., 11/27/21	22 vs. Missouri St, 3/13/21	--	22 vs. Missouri St, 3/13/21

Kicking	FGA	FGM	Long Att.	Long Made
31 - Mason Lorber	4 vs. #24 Missouri St, 10/6/18	2, 10x; MR: at #16 UNI, 10/16/21	54 vs. #13 North Dakota, 10/9/21	54 vs. #13 North Dakota, 10/9/21

PAT's	Attempted	Made
31 - Mason Lorber	8 vs. Youngstown St, 11/9/19	8 vs. Youngstown St, 11/9/19

Punting	Number	Avg.	Long	Inside 20
15 - Brady Schutt	12 at Southern Illinois, 9/29/18	51.7 vs. Southern Illinois, 10/26/19	67 at Kansas, 9/3/21	6 at Western Ill., 11/6/21

Single-Game Career Highs - Defense

Tackles	Total Tackles	Solo Tackles	Assisted Tackles
0 - Brett Samson	2, 3x; MR: vs. Southern Illinois, 10/26/19	1, 10x; MR: vs. #23 Southern Ill., 11/27/21	2, 2x; MR: vs. Southern Illinois, 10/26/19
1 - Myles Harden	7, 2x; MR: at #18 Missouri St, 9/25/21	5, 3x; MR: at #18 Missouri St, 9/25/21	2, 4x; MR: at #18 Missouri St, 9/25/21
2 - Jakari Starling	10, 2x; MR: vs. Missouri St, 3/13/21	5, 2x; MR: at Missouri St, 10/12/19	7 vs. Missouri St, 3/13/21
2 - Jeremiah Webb	1, 3x; MR: vs. #4 North Dakota St, 11/20/21	1, 3x; MR: vs. #4 North Dakota St, 11/20/21	--
3 - Jordan Sommerville	6 at #13 Weber St, 9/15/18	5 at #13 Weber St, 9/15/18	1, 2x; MR: at Missouri St, 10/12/19
4 - Elijah Reed	14 at #1 North Dakota St, 11/16/19	9, 2x; MR: vs. #1 North Dakota St, 10/27/18	8 at #1 North Dakota St, 11/16/19
5 - Cameron Tisdale	7, 2x; MR: vs. #25 Montana, 8/31/19	7 vs. #25 Montana, 8/31/19	4, 2x; MR: at Indiana St, 11/3/18
6 - Josiah Ganues	6 at #18 Missouri St, 9/25/21	4 at #18 Missouri St, 9/25/21	3, 3x; MR: at Western Ill., 11/6/21
7 - DaRaun McKinney	11 vs. #13 North Dakota, 10/9/21	9 vs. #13 North Dakota, 10/9/21	4, 2x; MR: vs. #4 North Dakota St, 11/20/21
8 - DeJaun Cooper	4 at Cal Poly, 9/18/21	3 vs. Indiana St, 10/2/21	3 at Cal Poly, 9/18/21
11 - Vincent Starling	2 at Western Ill., 11/6/21	--	2 at Western Ill., 11/6/21
12 - Tre Jackson	7, 2x; MR: at Youngstown St, 3/20/21	5, 2x; MR: vs. Illinois St, 10/23/21	3, 4x; MR: at #16 UNI, 10/16/21
13 - Caleb Vander Esch	1 at Western Ill., 11/6/21	1 at Western Ill., 11/6/21	--
15 - Brady Schutt	7, 2x; MR: vs. #4 North Dakota St, 11/20/21	1 vs. #4 North Dakota St, 11/20/21	1 at #13 Weber St, 9/15/18
16 - Teven McKelvey	4 at Cal Poly, 9/18/21	2 at Cal Poly, 9/18/21	2 at Cal Poly, 9/18/21
20 - Jaielen Holman	6 vs. #4 North Dakota St, 11/20/21	3 vs. #4 North Dakota St, 11/20/21	3 vs. #4 North Dakota St, 11/20/21
22 - Isaiah McDaniels	12 vs. #23 Southern Ill., 11/27/21	8 vs. #5 South Dakota St, 11/23/19	10 vs. #23 Southern Ill., 11/27/21
23 - Jonathan Joanis	5 at #1 North Dakota St, 11/16/19	3 at Kansas St, 9/1/18	3 at #1 North Dakota St, 11/16/19
27 - Nyle Dickel	2 vs. #4 North Dakota St, 11/20/21	--	2 vs. #4 North Dakota St, 11/20/21
28 - Dakota Smith	3, 4x; MR: at Western Ill., 11/6/21	2, 3x; MR: at Western Ill., 11/6/21	3 at Cal Poly, 9/18/21
31 - Mason Lorber	3 vs. Houston Baptist, 9/14/19	3 vs. Houston Baptist, 9/14/19	1, 2x; MR: at Kansas, 9/3/21
32 - Tre Thomas	8 vs. #23 Southern Ill., 11/27/21	5 at Western Ill., 11/6/21	5 at #16 UNI, 10/16/21
33 - Jacob Matthew	12 vs. #23 Southern Ill., 11/27/21	6 vs. #4 North Dakota St, 11/20/21	8 vs. #23 Southern Ill., 11/27/21
34 - Stephen Hillis	6 at #1 North Dakota St, 11/16/19	3, 3x; MR: at Western Ill., 11/6/21	5 at #1 North Dakota St, 11/16/19
36 - Shahid Barros	1 at Western Ill., 11/6/21	--	1 at Western Ill., 11/6/21
37 - Dennis Shorter	3 vs. #7 South Dakota St, 11/13/21	1, 4x; MR: vs. #7 South Dakota St, 11/13/21	2 vs. #7 South Dakota St, 11/13/21
39 - Jack Cochrane	17 vs. Southern Illinois, 10/26/19	9, 2x; MR: at #18 Missouri St, 9/25/21	10 vs. Southern Illinois, 10/26/19
43 - Jason Simon-Ressler	1 vs. Northern Arizona, 9/11/21	1 vs. Northern Arizona, 9/11/21	--
46 - Dalton Godfrey	2 vs. Southern Illinois, 10/26/19	1 vs. #5 South Dakota St, 11/23/19	2 vs. Southern Illinois, 10/26/19
47 - DeValon Whitcomb	7, 2x; MR: at #7 Illinois St, 2/27/21	4 at #14 UNI, 10/19/19	5 vs. Missouri St, 3/13/21
48 - Justin Stallworth	1 vs. #4 North Dakota St, 11/20/21	--	1 vs. #4 North Dakota St, 11/20/21
49 - Brock Mogensen	13 vs. Southern Illinois, 10/26/19	8 at #4 North Dakota, 3/4/21	10 vs. Southern Illinois, 10/26/19
54 - Nick Gaes	6 vs. Illinois St, 10/23/21	4 at #18 Missouri St, 9/25/21	4 vs. Illinois St, 10/23/21
61 - Blake Holden	2 at Western Ill., 11/6/21	1, 2x; MR: at Western Ill., 11/6/21	1, 2x; MR: vs. #4 North Dakota St, 11/20/21
80 - Carter Kuchel	2 at Cal Poly, 9/18/21	1 at Cal Poly, 9/18/21	1 at Cal Poly, 9/18/21
82 - JJ Galbreath	1 at Western Ill., 11/6/21	1 at Western Ill., 11/6/21	--
83 - Austin Goehring	2 at Western Ill., 11/6/21	1 at Western Ill., 11/6/21	1 at Western Ill., 11/6/21
90 - Jackson Coker	6, 2x; MR: vs. Illinois St, 10/23/21	3, 2x; MR: vs. #7 South Dakota St, 11/13/21	5 vs. Illinois St, 10/23/21
91 - Brendan Webb	5 vs. Northern Arizona, 9/11/21	3, 2x; MR: vs. Youngstown St, 11/9/19	3, 2x; MR: vs. Northern Arizona, 9/11/21
92 - Micah Roane	5 at Youngstown St, 3/20/21	5 at Youngstown St, 3/20/21	3, 2x; MR: vs. #23 Southern Ill., 11/27/21
93 - Will Dunn	3 vs. #7 South Dakota St, 11/13/21	2 vs. #7 South Dakota St, 11/13/21	1, 5x; MR: vs. #4 North Dakota St, 11/20/21
94 - Ethan Burson	7 at Youngstown St, 3/20/21	3 at Youngstown St, 3/20/21	4 at Youngstown St, 3/20/21
96 - Jack Hagy	5 at Cal Poly, 9/18/21	2 vs. Northern Arizona, 9/11/21	5 at Cal Poly, 9/18/21
99 - Lucas Becker	1 vs. Missouri St, 3/13/21	--	1 vs. Missouri St, 3/13/21

Name	Tackles for Loss	Sacks
1 - Myles Harden	2.5 at Kansas, 9/3/21	--
2 - Jakari Starling	1.0, 4x; MR: at #18 Missouri St, 9/25/21	1.0, 2x; MR: at #18 Missouri St, 9/25/21
4 - Elijah Reed	0.5, 2x; MR: vs. #5 South Dakota St, 11/23/19	--
5 - Cameron Tisdale	0.5 at #4 Oklahoma, 9/7/19	--
7 - DaRaun McKinney	1.0 vs. #23 Southern Ill., 11/27/21	--
8 - DeJaun Cooper	2.0 at Cal Poly, 9/18/21	1.0, 3x; MR: vs. Indiana St, 10/2/21
12 - Tre Jackson	1.0, 2x; MR: vs. Illinois St, 10/23/21	--
20 - Jaielen Holman	1.5 vs. #23 Southern Ill., 11/27/21	--
22 - Isaiah McDaniels	1.0 vs. #5 South Dakota St, 11/23/19	--
28 - Dakota Smith	1.0, 2x; MR: vs. Northern Arizona, 9/11/21	1.0 vs. #25 Montana, 8/31/19
32 - Tre Thomas	2.0 vs. Indiana St, 10/2/21	1.0, 2x; MR: vs. Indiana St, 10/2/21
33 - Jacob Matthew	2.5, 3x; MR: at #16 UNI, 10/16/21	2.0, 2x; MR: vs. Illinois St, 10/23/21
34 - Stephen Hillis	1.0, 4x; MR: at Western Ill., 11/6/21	1.0, 3x; MR: at Western Ill., 11/6/21
39 - Jack Cochrane	2.5 at Kansas, 9/3/21	1.0, 5x; MR: vs. #23 Southern Ill., 11/27/21
43 - Jason Simon-Ressler	1.0 vs. Northern Arizona, 9/11/21	1.0 vs. Northern Arizona, 9/11/21
47 - DeValon Whitcomb	2.0 vs. Youngstown St, 11/9/19	2.0 vs. Youngstown St, 11/9/19
49 - Brock Mogensen	2.0 at #4 North Dakota, 3/4/21	1.0, 2x; MR: vs. Northern Arizona, 9/11/21
54 - Nick Gaes	2.0, 2x; MR: vs. Illinois St, 10/23/21	2.0 at #18 Missouri St, 9/25/21
90 - Jackson Coker	2.0 vs. Missouri St, 3/13/21	1.0 at #18 Missouri St, 9/25/21
91 - Brendan Webb	2.5 at #18 Missouri St, 9/25/21	2.0 at #16 UNI, 10/16/21
92 - Micah Roane	1.5 vs. Missouri St, 3/13/21	1.0 at #7 Illinois St, 2/27/21
93 - Will Dunn	1.0 at Western Ill., 11/6/21	1.0 at Western Ill., 11/6/21
94 - Ethan Burson	1.0 at Youngstown St, 3/20/21	1.0 at Youngstown St, 3/20/21
96 - Jack Hagy	1.0 at Cal Poly, 9/18/21	0.5 at Cal Poly, 9/18/21

2021 South Dakota 12-Game Football Statistics

Date	Opponent	Score	Overall	MVFC	Time	Attend
Sep 03, 2021	at Kansas	14-17	L 0-1		3:29	26,103
Sep 11, 2021	NORTHERN ARIZONA	W 34-7	1-1		2:56	5,247
Sep 18, 2021	at Cal Poly	W 48-14	2-1		3:10	11,075
* Sep 25, 2021	at #18 Missouri State	23-31	L 2-2	0-1	3:25	12,738
* Oct 02, 2021	INDIANA STATE	W 38-10	3-2	1-1	3:07	6,267
* Oct 09, 2021	#13 NORTH DAKOTA	W 20-13	4-2	2-1	2:54	5,304
* Oct 16, 2021	at #16 Northern Iowa	W 34-21	5-2	3-1	3:15	7,202
* Oct 23, 2021	ILLINOIS STATE	14-20	L 5-3	3-2	2:57	5,415
* Nov 06, 2021	at Western Illinois	W 42-21	6-3	4-2	3:31	1,972
* Nov 13, 2021	#7 SOUTH DAKOTA STATE	W 23-20	7-3	5-2	3:13	9,068
* Nov 20, 2021	at #4 North Dakota State	24-52	L 7-4	5-3	2:46	16,252
! Nov 27, 2021	#23 SOUTHERN ILLINOIS	10-22	L 7-5		2:58	3,597

* MVFC
! FCS Playoffs

SOUTH DAKOTA INDIVIDUAL GAME HIGHS

Rushes	29	Theis at UNI (10/16)
Yards Rushing	141	Mansaray at Cal Poly (9/18)
TD Rushes.....	2	Theis & Mansaray
Long Rush	46	Thomas at WIU (11/6)
Pass Attempts.....	31	Camp vs. SIU (11/27)
Pass Completions	21	Camp at NDSU (11/20)
Yards Passing.....	288	Camp vs. SDSU (11/13)
TD Passes.....	3	Camp vs. INST (10/2)
Long Pass.....	91	Camp at WIU (11/6)
Receptions	8	Vander Esch vs. UND (10/9)
Yards Receiving	182	Bell at WIU (11/6)
TD Receptions.....	2	Samson (INST); Bell (WIU)
Long Reception.....	91	Bell at WIU (11/6)
Field Goals.....	2	Lorber, four times
Long Field Goal	54	Lorber vs. UND (10/9)
Punts	9	Schutt at WIU (11/6)
Punting Avg.....	50.0	Schutt at Cal Poly (9/18)
Long Punt.....	67	Schutt at Kansas (9/3)
Long Punt Return	47	Bell at NDSU (11/20)
Long Kickoff Return...	99	Eliodor at MSU (9/25)
Tackles	13	Cochrane, twice
Sacks	2.0	Gaez, Matthew (2x), Webb
Tackles For Loss.....	2.5	4x; MR: Matthew at UNI (10/16)
Interceptions.....	2	Cochrane at UNI (10/16)

OPPONENT INDIVIDUAL GAME HIGHS

Yards Rushing	178	Mueller, ILST (10/23)
TD Rushing.....	2	Shelley, MSU/Williams, NDSU
Long Rush	69	Mueller, ILST (10/23)
Yards Passing.....	362	Sampson, WIU (11/6)
TD Passes.....	2	Four times
Long Pass.....	75	Miller, NDSU (11/20)
Receptions	10	Cox, SIU (11/27)
Yards Receiving	148	Cox, SIU (11/27)

SOUTH DAKOTA TEAM GAME HIGHS

Rushes	64	at Cal Poly (9/18)
Yards Rushing	353	at Cal Poly (9/18)
Yards Per Rush	5.5	at Cal Poly (9/18)
TD Rushes.....	4	Twice
Pass Attempts.....	33	vs. SIU (11/27)
Pass Completions	21	Twice
Yards Passing.....	288	vs. SDSU (11/13)
Yards Per Pass.....	11.3	at WIU (11/6)
TD Passes.....	4	at Cal Poly (9/18)
Total Plays.....	90	at Cal Poly (9/18)
Total Offense	615	at Cal Poly (9/18)
Yards Per Play.....	7.1	at WIU (11/6)
Sacks	6	at MSU (9/25)
First Downs	35	at Cal Poly (9/18)
Penalties	8	Twice
Penalty Yards.....	76	vs. SDSU (11/13)
Turnovers.....	4	vs. SIU (11/27)
Interceptions By.....	2	Five times

GAME LOWS

Yards Rushing	97	at NDSU (11/20)
Yards Passing.....	98	at KU (9/3)
Total Yards	263	at KU (9/3)

OPPONENT GAME HIGHS

Yards Rushing	303	NDSU (11/20)
Yards Passing.....	402	WIU (11/6)
Total Yards	522	NDSU (11/20)

OPPONENT GAME LOWS

Yards Rushing	33	INST (10/2)
Yards Passing.....	84	ILST (10/23)
Total Yards	205	INST (10/2)

2021 Team Statistics

	USD	OPP
SCORING.....	324	248
Points Per Game.....	27.0	20.7
Points Off Turnovers.....	52	55
FIRST DOWNS.....	243	213
Rushing.....	116	78
Passing.....	105	123
Penalty.....	22	12
RUSHING YARDAGE.....	2049	1451
Yards gained rushing.....	2398	1811
Yards lost rushing.....	349	360
Rushing Attempts.....	497	412
Average Per Rush.....	4.1	3.5
Average Per Game.....	170.8	120.9
TDs Rushing.....	20	13
PASSING YARDAGE.....	2479	2676
Comp-Att-Int.....	199-314-9	246-373-10
Average Per Pass.....	7.9	7.2
Average Per Catch.....	12.5	10.9
Average Per Game.....	206.6	223.0
TDs Passing.....	18	16
TOTAL OFFENSE.....	4528	4127
Total Plays.....	811	785
Average Per Play.....	5.6	5.3
Average Per Game.....	377.3	343.9
KICK RETURNS: #-YARDS.....	20-560	15-383
PUNT RETURNS: #-YARDS.....	14-142	13-95
INT RETURNS: #-YARDS.....	10-93	9-90
KICK RETURN AVERAGE.....	28.0	25.5
PUNT RETURN AVERAGE.....	10.1	7.3
INT RETURN AVERAGE.....	9.3	10.0
FUMBLES-LOST.....	18-8	18-8
PENALTIES-YARDS.....	56-472	77-689
Average Per Game.....	39.3	57.4
PUNTS-YARDS.....	60-2598	72-2975
Average Per Punt.....	43.3	41.3
Net punt average.....	40.7	38.2
TIME OF POSSESSION/GAME.....	29:52	30:08
3RD-DOWN CONVERSIONS.....	65/162	58/167
3rd-Down Pct.....	40%	35%
4TH-DOWN CONVERSIONS.....	6/16	9/17
4th-Down Pct.....	38%	53%
SACKS BY-YARDS.....	33-210	32-217
TOUCHDOWNS SCORED.....	41	30
FIELD GOALS-ATTEMPTS.....	13-16	13-14
PAT-ATTEMPTS.....	39-40	29-29
RED-ZONE SCORES.....	79% (33-42)	77% (27-35)
RED-ZONE TOUCHDOWNS.....	60% (25-42)	57% (20-35)
ATTENDANCE.....	34,898	75,342
Games/Avg Per Game.....	6/5,816	6/12,557

SCORE BY QUARTERS	1st	2nd	3rd	4th	OT	Total
South Dakota.....	86	108	55	75	-- -	324
Opponents.....	58	58	60	72	-- -	248

2021 Players' Game-by-Game Statistics

Rushing (Att.-Yds.-TDs)

	KU	NAU	CPU	MSU	INST	UND	UNI	ILST	WIU	SDSU	NDSU	SIU
C. Camp	9-7-0	5-20-0	8-24-0	11-4-0	11-18-0	7-11-0	4-(-19)-0	3-3-0	5-(-8)-1	2-0-0	9-21-0	9-13-0
S. Lawrence	11-59-1	9-32-0	9-56-0	4-13-0	DNP	DNP	DNP	DNP	DNP	DNP	DNP	DNP
J. Lewis	2-5-0	5-19-0	4-12-0	DNP	4-21-0	DNP	DNP	--	6-25-1	3-(-1)-0	DNP	2-12-0
N. Lubinsky	DNP	DNP	1-13-0	DNP	--	--	DNP	DNP	1-2-0	DNP	--	DNP
M. Mansaray	--	7-12-0	21-141-2	6-31-0	7-11-0	--	4-8-0	1-0-0	7-39-1	--	5-16-0	--
C. Stenstrom	DNP	2-1-0	5-17-1	DNP	--	DNP	DNP	7-37-0	3-13-0	DNP	DNP	DNP
T. Theis	18-96-1	12-74-2	DNP	8-22-1	11-50-1	23-138-0	29-113-1	17-72-1	9-43-0	17-45-0	1-0-0	7-24-1
N. Thomas	DNP	DNP	15-92-1	4-60-0	11-111-1	12-49-0	14-59-1	7-24-0	11-110-1	16-90-1	12-60-0	12-62-0

Receiving (Rec.-Yds.-TDs)

	KU	NAU	CPU	MSU	INST	UND	UNI	ILST	WIU	SDSU	NDSU	SIU
C. Bell	2-16-0	5-59-0	6-94-1	3-102-0	5-87-1	2-13-0	3-18-1	3-13-0	5-182-2	1-21-0	5-43-0	1-25-0
K. Case	2-37-0	--	2-12-0	3-71-1	--	--	1-25-0	2-18-0	--	DNP	DNP	2-5-0
W. Eliodor	1-2-0	2-45-0	3-25-0	--	--	2-30-1	--	--	1-6-0	--	--	--
J. Galbreath	--	DNP	--	--	--	--	1-9-1	--	--	--	2-12-1	--
A. Goehring	--	1-18-0	2-59-1	--	--	2-19-0	3-41-0	--	--	--	--	--
S. Lawrence	2-0-0	2-31-0	--	2-46-0	DNP	DNP	DNP	DNP	DNP	DNP	DNP	DNP
J. McQuitty	1-15-0	2-26-0	1-4-0	--	3-21-0	1-15-0	--	1-3-0	1-4-0	2-6-0	2-7-0	3-44-0
B. Samson	--	2-26-1	3-40-0	--	5-52-2	1-10-0	2-23-0	3-68-1	1-13-0	1-16-0	--	4-49-0
T. Theis	1-21-0	--	DNP	1-2-0	2-27-0	--	1-6-0	2-12-0	2-23-0	2-24-0	2-7-0	5-32-0
N. Thomas	DNP	DNP	1-5-0	1-(-2)-0	1-5-0	--	--	--	2-22-0	2-9-0	4-15-0	2-15-0
C. Vander Esch	1-7-0	1-6-0	DNP	2-12-0	3-18-0	8-92-1	5-31-0	3-30-0	1-(-3)-0	5-59-1	1-9-0	3-51-0
J. Webb	DNP	1-11-0	1-9-0	--	--	--	--	--	1-12-0	6-153-1	3-54-0	1-15-0
Z. Witte	--	DNP	1-14-0	DNP	DNP	DNP	DNP	DNP	DNP	DNP	DNP	--

Passing

	CARSON CAMP						JOHNATHAN LEWIS						COLE STENSTROM						
	Cmp.	Att.	Yds.	Int.	TD	Effic.	Cmp.	Att.	Yds.	Int.	TD	Effic.	Cmp.	Att.	Yds.	Int.	TD	Effic.	
at Kansas	10	22	98	0	0	82.9	--	--	--	--	--	--	--	--	--	--	--	--	DNP
Northern Arizona	15	24	213	0	1	150.80	1	2	9	0	0	87.8	--	--	--	--	--	--	--
at Cal Poly	17	20	226	0	2	212.92	2	4	27	0	0	106.70	1	2	9	0	0	87.80	--
at Missouri State	12	29	231	2	1	105.88	--	--	DNP	--	--	--	--	--	DNP	--	--	--	--
Indiana State	19	26	200	0	3	175.77	1	1	11	0	0	192.40	--	--	--	--	--	--	--
North Dakota	16	23	179	0	2	163.63	--	--	DNP	--	--	--	--	--	DNP	--	--	--	--
at UNI	16	21	153	0	2	168.82	--	--	DNP	--	--	--	--	--	DNP	--	--	--	--
Illinois State	3	5	20	0	0	93.60	--	--	--	--	--	--	11	24	124	2	1	86.32	
at Western Illinois	13	21	246	0	2	191.73	0	1	0	0	0	0.00	1	1	13	0	0	209.20	
South Dakota State	19	27	288	1	2	177.01	--	--	--	--	--	--	--	--	DNP	--	--	--	--
at North Dakota State	21	27	196	1	2	155.79	--	--	DNP	--	--	--	--	--	DNP	--	--	--	--
Southern Illinois	19	31	202	3	0	96.67	2	2	34	0	0	242.80	--	--	DNP	--	--	--	--

Special Teams Tackles (Solo-Assist-Total)

	KU	NAU	CPU	MSU	INST	UND	UNI	ILST	WIU	SDSU	NDSU	SIU
S. Hillis (4)	--	--	1-0-1	1-0-1	--	--	--	--	1-0-1	--	0-1-1	--
M. Lorber (3)	1-1-2	--	1-0-1	--	--	--	--	--	--	--	--	--
B. Samson (3)	--	1-0-1	--	--	--	--	--	--	0-1-1	0-1-1	--	--
D. Smith (3)	0-1-1	--	0-1-1	--	--	DNP	DNP	DNP	--	--	1-0-1	--
J. Webb (3)	DNP	--	--	--	1-0-1	--	1-0-1	--	--	--	1-0-1	--
C. Kuchel (2)	--	--	1-1-2	--	--	--	--	DNP	DNP	--	--	DNP
A. Goehring (2)	--	--	--	--	--	--	--	--	1-1-2	--	--	--
J. Holman (2)	--	--	--	--	--	1-0-1	--	--	--	--	1-0-1	--
T. McKelvey (1)	--	--	1-0-1	--	--	--	--	--	--	--	--	--
D. Shorter (1)	DNP	--	DNP	--	--	1-0-1	--	--	--	--	DNP	DNP
T. Thomas (1)	--	--	1-0-1	DNP	--	--	--	--	--	--	--	--
J. Galbreath (1)	--	DNP	--	--	--	--	--	--	1-0-1	--	--	--
C. Vander Esch (1)	--	--	DNP	--	--	--	--	--	1-0-1	--	--	--
I. McDaniel (1)	DNP	DNP	--	--	--	--	--	--	--	0-1-1	--	--
B. Schutt (1)	--	--	--	--	--	--	--	--	--	--	1-0-1	--
J. Stallworth (1)	DNP	DNP	DNP	DNP	--	DNP	DNP	DNP	--	--	0-1-1	DNP

2021 Players' Game-by-Game Statistics

Defensive Tackles (Solo-Assist-Total)

	KU	NAU	CPU	MSU	INST	UND	UNI	ILST	WIU	SDSU	NDSU	SIU
J. Cochrane (103)	7-6-13	9-1-10	1-0-1	9-4-13	4-2-6	2-6-8	4-3-7	3-9-12	3-1-4	3-6-9	2-7-9	7-4-11
B. Mogensen (86)	6-1-7	2-7-9	3-3-6	4-2-6	2-2-4	3-4-7	2-6-8	5-3-8	4-2-6	3-4-7	1-6-7	3-8-11
E. Reed (77)	4-3-7	3-2-5	1-2-3	5-4-9	4-0-4	2-1-3	1-2-3	0-7-7	4-1-5	5-3-8	6-6-12	4-7-11
J. Matthew (73)	5-3-8	1-1-2	0-2-2	4-3-7	2-1-3	1-1-2	2-4-6	3-5-8	5-2-7	5-4-9	6-1-7	4-8-12
D. McKinney (48)	--	DNP	DNP	DNP	DNP	9-2-11	6-4-10	2-3-5	3-0-3	6-1-7	3-4-7	4-1-5
N. Gaes (36)	1-3-4	2-3-5	0-1-1	4-0-4	--	2-0-2	2-2-4	2-4-6	1-0-1	1-0-1	1-2-3	0-3-3
T. Thomas (36)	--	1-1-2	1-0-1	DNP	3-0-3	2-4-6	0-5-5	3-0-3	5-1-6	0-2-2	--	4-4-8
T. Jackson (33)	2-3-5	2-1-3	2-3-5	2-1-3	4-0-4	0-1-1	3-3-6	5-1-6	DNP	DNP	DNP	DNP
J. Ganues (31)	2-2-4	2-3-5	0-1-1	4-2-6	2-1-3	--	1-2-3	2-3-5	0-3-3	0-1-1	DNP	DNP
J. Coker (27)	--	2-0-2	1-0-1	1-3-4	2-0-2	0-3-3	1-1-2	1-5-6	--	3-1-4	1-1-2	0-1-1
M. Harden (25)	5-2-7	--	1-0-1	5-2-7	4-1-5	4-1-5	DNP	DNP	DNP	DNP	DNP	DNP
B. Webb (23)	2-2-4	2-3-5	1-0-1	2-2-4	1-1-2	1-1-2	2-0-2	--	1-1-2	0-1-1	--	--
C. Tisdale (23)	--	3-3-6	--	--	--	--	--	--	2-1-3	3-0-3	4-1-5	3-3-6
D. Whitcomb (21)	0-4-4	1-0-1	--	0-2-2	0-2-2	0-1-1	DNP	DNP	3-0-3	1-1-2	1-0-1	2-3-5
I. McDaniels (21)	DNP	DNP	--	--	--	--	--	--	0-1-1	0-1-1	3-4-7	2-10-12
M. Roane (20)	0-1-1	0-1-1	1-1-2	--	1-0-1	0-3-3	--	1-2-3	3-0-3	0-1-1	1-1-2	3-0-3
J. Starling (14)	1-2-3	1-0-1	--	3-1-4	DNP	DNP	DNP	DNP	DNP	--	1-3-4	2-0-2
S. Hillis (13)	--	1-2-3	3-2-5	1-0-1	--	--	--	--	3-0-3	--	0-1-1	--
D. Cooper (13)	--	1-1-2	1-3-4	1-0-1	2-0-2	--	1-0-1	--	1-0-1	1-0-1	0-1-1	--
J. Holman (12)	--	--	1-0-1	--	--	1-0-1	--	--	1-0-1	--	3-3-6	2-1-3
T. McKelvey (10)	--	--	2-2-4	--	1-1-2	--	1-0-1	1-0-1	1-0-1	1-0-1	--	--
D. Smith (10)	0-1-1	2-0-2	0-3-3	--	--	DNP	DNP	DNP	2-1-3	--	1-0-1	--
J. Hagy (9)	--	2-0-2	0-5-5	--	--	--	--	--	0-1-1	DNP	0-1-1	--
W. Dunn (8)	DNP	--	0-1-1	DNP	0-1-1	DNP	--	--	1-1-2	2-1-3	0-1-1	--
D. Shorter (6)	DNP	--	DNP	1-0-1	--	1-0-1	--	--	1-0-1	1-2-3	DNP	DNP
J. Joanis (4)	--	2-1-3	0-1-1	DNP	DNP	DNP	DNP	DNP	DNP	DNP	DNP	DNP
B. Holden (4)	DNP	--	1-0-1	DNP	--	DNP	DNP	DNP	1-1-2	DNP	0-1-1	DNP
B. Samson (4)	--	1-0-1	--	--	--	--	--	--	0-1-1	0-1-1	--	1-0-1
M. Lorber (3)	1-1-2	--	1-0-1	--	--	--	--	--	--	--	--	--
J. Webb (3)	DNP	--	--	--	1-0-1	--	1-0-1	--	--	--	1-0-1	--
E. Burson (3)	--	--	0-1-1	--	--	--	--	--	--	--	0-1-1	1-0-1
C. Kuchel (2)	--	--	1-1-2	--	--	--	--	DNP	DNP	--	--	DNP
A. Goehring (2)	--	--	--	--	--	--	--	--	1-1-2	--	--	--
V. Starling (2)	--	--	--	--	DNP	--	--	--	1-1-2	--	--	DNP
N. Dickel (2)	DNP	DNP	DNP	DNP	DNP	DNP	DNP	DNP	DNP	--	0-2-2	--

Tackles For Loss (TFL-Yards)

	KU	NAU	CPU	MSU	INST	UND	UNI	ILST	WIU	SDSU	NDSU	SIU
J. Matthew (10.5)	1.0-5	--	1.0-1	--	--	--	2.5-15	2.0-17	2.0-12	--	1.0-14	1.0-11
N. Gaes (10.0)	0.5-1	1.5-3	--	2.0-17	--	1.0-10	1.0-7	2.0-9	1.0-8	--	1.0-11	--
J. Cochrane (10.0)	2.5-3	1.0-6	1.0-2	1.0-2	1.0-2	1.0-3	0.5-2	1.0-2	--	--	1.0-3	1.0-5
B. Webb (8.5)	0.5-1	1.5-6	1.0-2	2.5-11	--	--	2.0-13	--	1.0-1	--	--	--
B. Mogensen (6.0)	1.5-5	1.0-5	1.0-0	0.5-2	--	1.0-1	--	--	--	--	--	1.0-1
T. Thomas (4.5)	--	1.0-4	--	DNP	2.0-11	--	--	--	--	--	--	1.5-5
D. Cooper (4.0)	--	--	2.0-3	1.0-3	1.0-9	--	--	--	--	--	--	--
M. Harden (3.5)	2.5-8	--	--	--	--	1.0-5	DNP	DNP	DNP	DNP	DNP	DNP
J. Coker (3.0)	--	--	1.0-3	1.0-3	1.0-3	--	--	--	--	--	1.0-2	--
T. Jackson (2.0)	--	--	1.0-4	--	--	--	--	1.0-4	DNP	DNP	DNP	DNP
W. Dunn (1.5)	DNP	--	0.5-4	DNP	--	DNP	--	--	1.0-1	--	--	--
D. Whitcomb (1.5)	0.5-0	--	--	--	--	DNP	DNP	DNP	1.0-6	--	--	--
M. Roane (1.5)	--	--	0.5-1	1.0-3	--	--	--	--	--	--	1.0-1	--
J. Holman (1.5)	--	--	--	--	--	--	--	--	--	--	--	1.5-3
J. Hagy (1.0)	--	--	1.0-6	--	--	--	--	--	--	DNP	--	--
J. Simon-Ressler (1.0)	--	1.0-1	--	--	--	--	--	--	--	--	--	--
D. Smith (1.0)	--	1.0-2	--	--	--	DNP	DNP	DNP	--	--	--	--
J. Starling (1.0)	--	--	--	1.0-9	DNP	DNP	DNP	DNP	--	--	--	--
S. Hillis (1.0)	--	--	--	--	--	--	--	--	1.0-3	--	--	--
D. McKinney (1.0)	--	DNP	DNP	DNP	DNP	--	--	--	--	--	--	1.0-1

Sacks (Sacks-Yards)

	KU	NAU	CPU	MSU	INST	UND	UNI	ILST	WIU	SDSU	NDSU	SIU
N. Gaes (7.0)	--	--	--	2.0-17	--	1.0-10	1.0-7	1.0-7	1.0-8	--	1.0-11	--
J. Matthew (7.0)	1.0-5	--	--	--	--	--	2.0-13	2.0-17	1.0-11	--	--	1.0-11
B. Webb (4.0)	--	1.0-5	--	1.0-6	--	--	2.0-13	--	--	--	--	--
D. Cooper (3.0)	--	--	1.0-1	1.0-3	1.0-9	--	--	--	--	--	--	--
T. Thomas (2.0)	--	1.0-4	--	DNP	1.0-9	--	--	--	--	--	--	--
J. Cochrane (2.0)	--	--	--	--	--	--	--	1.0-2	--	--	--	1.0-5
W. Dunn (1.5)	--	--	0.5-4	DNP	--	DNP	--	--	1.0-1	--	--	--
J. Coker (1.0)	--	--	--	1.0-3	--	--	--	--	--	--	--	--
B. Mogensen (1.0)	--	1.0-5	--	--	--	--	--	--	--	--	--	--
J. Simon-Ressler (1.0)	--	1.0-1	--	--	--	--	--	--	--	--	--	--
J. Starling (1.0)	--	--	--	1.0-9	DNP	DNP	DNP	DNP	DNP	--	--	--
D. Whitcomb (1.0)	--	--	--	--	--	--	DNP	DNP	1.0-6	--	--	--
S. Hillis (1.0)	--	--	--	--	--	--	--	--	1.0-3	--	--	--
J. Hagy (0.5)	--	--	0.5-4	--	--	--	--	--	--	DNP	--	--

2021 Individual Statistics

RUSHING	GP	Att	Gain	Loss	Net	Avg	TD	Long	Avg/G
Thomas,Nate	10	114	726	9	717	6.3	5	46	71.7
Theis,Travis	11	152	696	19	677	4.5	8	27	61.5
Mansaray,Mike	12	58	283	25	258	4.4	3	27	21.5
Lawrence,S.	4	33	175	15	160	4.8	1	29	40.0
Camp,Carson	12	84	308	211	97	1.2	1	29	8.1
Lewis,Johnathan	8	26	113	20	93	3.6	1	19	11.6
Stenstrom,Cole	5	17	80	12	68	4.0	1	20	13.6
Lubinsky,Nathan	5	2	15	0	15	7.5	0	4	3.0
Vander Esch,C.	11	1	2	0	2	2.0	0	2	0.2
TEAM	10	10	0	38	-38	-3.8	0	0	-3.8
Total.....	12	497	2398	349	2049	4.1	20	46	170.8
Opponents.....	12	412	1811	360	1451	3.5	13	69	120.9

PASSING	G	Effic	Cmp-Att-Int	Pct	Yds	TD	Lng	Avg/G
Camp,Carson	12	149.01	180-276-7	65.2	2252	17	91	187.7
Stenstrom,Cole	5	90.98	13-27-2	48.1	146	1	43	29.2
Lewis,Johnathan	8	128.04	6-10-0	60.0	81	0	30	10.1
Theis,Travis	11	0.00	0-1-0	0.0	0	0	0	0.0
Total.....	12	142.88	199-314-9	63.4	2479	18	91	206.6
Opponents.....	12	135.01	246-373-10	66.0	2676	16	75	223.0

RECEIVING	G	No.	Yds	Avg	TD	Long	Avg/G
Bell,Carter	12	41	673	16.4	5	91	56.1
Vander Esch,C.	11	33	312	9.5	2	26	28.4
Samson,Brett	12	22	297	13.5	4	43	24.8
Theis,Travis	11	18	154	8.6	0	22	14.0
McQuitty,Jaevon	12	17	145	8.5	0	29	12.1
Webb,Jeremiah	11	13	254	19.5	1	57	23.1
Thomas,Nate	10	13	69	5.3	0	18	6.9
Case,Kody	10	12	168	14.0	1	35	16.8
Eliodor,Wesley	12	9	108	12.0	1	41	9.0
Goehring,Austin	12	8	137	17.1	1	36	11.4
Lawrence,S.	4	6	77	12.8	0	36	19.2
Mansaray,Mike	12	3	50	16.7	1	40	4.2
Galbreath,JJ	11	3	21	7.0	2	9	1.9
Witte,Zach	4	1	14	14.0	0	14	3.5
Total.....	12	199	2479	12.5	18	91	206.6
Opponents.....	12	246	2676	10.9	16	75	223.0

PUNT RETURNS	No.	Yds	Avg	TD	Long
Bell,Carter	14	132	9.4	1	47
Holman,Jailen	0	10	0.0	0	10
Total.....	14	142	10.1	1	47
Opponents.....	13	95	7.3	0	40

INTERCEPTIONS	No.	Yds	Avg	TD	Long
Cochrane,Jack	4	31	7.8	0	23
Reed,Elijah	2	0	0.0	0	0
Jackson,Tre	1	0	0.0	0	0
Joanis,Jonathan	1	51	51.0	1	51
Matthew,Jacob	1	5	5.0	0	5
Thomas,Tre	1	6	6.0	0	6
Total.....	10	93	9.3	1	51
Opponents.....	9	90	10.0	1	25

KICK RETURNS	No.	Yds	Avg	TD	Long
Eliodor,Wesley	18	516	28.7	1	99
Case,Kody	1	23	23.0	0	23
Mansaray,Mike	1	21	21.0	0	21
Total.....	20	560	28.0	1	99
Opponents.....	15	383	25.5	0	83

FUMBLE RETURNS	No.	Yds	Avg	TD	Long
Matthew,Jacob	1	17	17.0	0	17
Ganues,Joshiah	1	65	65.0	0	65
Total.....	2	82	41.0	0	65
Opponents.....	2	9	4.5	0	7

PUNTING	No.	Yds	Avg	Long	TB	FC	I20	50+	Blkd
Schutt,Brady	58	2562	44.2	67	3	30	27	11	2
TEAM	2	36	18.0	36	0	0	0	0	0
Total.....	60	2598	43.3	67	3	30	27	11	2
Opponents.....	72	2975	41.3	69	4	38	20	12	2

SCORING	TD	FGs	Kick	Rush	Rcv	Pass	DXP	Saf	Points
Lorber,Mason	0	13-16	39-40	0-0	0	0-0	0	0	78
Theis,Travis	8	0-0	0-0	0-0	0	0-0	0	0	48
Bell,Carter	6	0-0	0-0	0-0	0	0-0	0	0	36
Thomas,Nate	5	0-0	0-0	0-0	0	0-0	0	0	30
Samson,Brett	4	0-0	0-0	0-0	0	0-0	0	0	24
Mansaray,Mike	4	0-0	0-0	0-0	0	0-0	0	0	24
Vander Esch,C.	2	0-0	0-0	0-0	0	0-0	0	0	12
Eliodor,Wesley	2	0-0	0-0	0-0	0	0-0	0	0	12
Galbreath,JJ	2	0-0	0-0	0-0	0	0-0	0	0	12
Lewis,Johnathan	1	0-0	0-0	0-0	0	0-0	0	0	6
Lawrence,S.	1	0-0	0-0	0-0	0	0-0	0	0	6
Goehring,Austin	1	0-0	0-0	0-0	0	0-0	0	0	6
Stenstrom,Cole	1	0-0	0-0	0-0	0	0-0	0	0	6
Camp,Carson	1	0-0	0-0	0-0	0	0-0	0	0	6
Joanis,Jonathan	1	0-0	0-0	0-0	0	0-0	0	0	6
Case,Kody	1	0-0	0-0	0-0	0	0-0	0	0	6
Webb,Jeremiah	1	0-0	0-0	0-0	0	0-0	0	0	6
Total.....	41	13-16	39-40	0-0	0	0-0	0	0	324
Opponents.....	30	13-14	29-29	0-1	0	0-0	0	0	248

TOTAL OFFENSE	G	Plays	Rush	Pass	Total	Avg/G
Camp,Carson	12	360	97	2252	2349	195.8
Thomas,Nate	10	114	717	0	717	71.7
Theis,Travis	11	153	677	0	677	61.5
Mansaray,Mike	12	58	258	0	258	21.5
Stenstrom,Cole	5	44	68	146	214	42.8
Lewis,Johnathan	8	36	93	81	174	21.8
Lawrence,S.	4	33	160	0	160	40.0
Lubinsky,Nathan	5	2	15	0	15	3.0
Vander Esch,C.	11	1	2	0	2	0.2
TEAM	10	10	-38	0	-38	-3.8
Total.....	12	811	2049	2479	4528	377.3
Opponents.....	12	785	1451	2676	4127	343.9

FIELD GOALS	FGM-FGA	Pct	01-19	20-29	30-39	40-49	50-99	Lg	Blk
Lorber,Mason	13-16	81.2	0-0	5-5	3-4	4-6	1-1	54	0

KICKOFFS	No.	Yds	Avg	TB	OB	Retn	Net	YdLn
Lorber,Mason	58	3564	61.4	38	1			
Ogamba,Eddie	4	235	58.8	3	0			
Total.....	62	3799	61.3	41	1	383	38.6	26
Opponents.....	51	3030	59.4	21	2	560	38.1	26

ALL PURPOSE	G	Rush	Rec	PR	KOR	IR	Tot	Avg/G
Theis,Travis	11	677	154	0	0	0	831	75.5
Bell,Carter	12	0	673	132	0	0	805	67.1
Thomas,Nate	10	717	69	0	0	0	786	78.6
Eliodor,Wesley	12	0	108	0	516	0	624	52.0
Mansaray,Mike	12	258	50	0	21	0	329	27.4
Vander Esch,C.	11	2	312	0	0	0	314	28.5
Samson,Brett	12	0	297	0	0	0	297	24.8
Webb,Jeremiah	11	0	254	0	0	0	254	23.1
Lawrence,S.	4	160	77	0	0	0	237	59.2
Case,Kody	10	0	168	0	23	0	191	19.1
McQuitty,Jaevon	12	0	145	0	0	0	145	12.1
Goehring,Austin	12	0	137	0	0	0	137	11.4
Camp,Carson	12	97	0	0	0	0	97	8.1
Lewis,Johnathan	8	93	0	0	0	0	93	11.6
Stenstrom,Cole	5	68	0	0	0	0	68	13.6
Joanis,Jonathan	3	0	0	0	0	51	51	17.0
Cochrane,Jack	12	0	0	0	0	31	31	2.6
Galbreath,JJ	11	0	21	0	0	0	21	1.9
Lubinsky,Nathan	5	15	0	0	0	0	15	3.0
Witte,Zach	4	0	14	0	0	0	14	3.5
Holman,Jailen	12	0	0	10	0	0	10	0.8
Thomas,Tre	11	0	0	0	0	6	6	0.5
Matthew,Jacob	12	0	0	0	0	5	5	0.4
TEAM	10	-38	0	0	0	0	-38	-3.8
Total.....	12	2049	2479	142	560	93	5323	443.6
Opponents.....	12	1451	2676	95	383	90	4695	391.2

2021 Individual Defensive Statistics

DEFENSIVE LEADERS	GP-GS	Tackles				Sacks	Pass Def			Fumbles		Blkd	
		Solo	Ast	Total	TFL/Yds	No-Yards	Int-Yds	BrUp	QBH	Rcv-Yds	FF	Kick	Saf
39 Cochrane,Jack	12-12	54	49	103	10.0-28	2.0-7	4-31	6	3
49 Mogensen,Brock	12-12	38	48	86	6.0-14	1.0-5	.	1	3	.	1	.	.
4 Reed,Elijah	12-12	39	38	77	.	.	2-0	3	.	.	4	.	.
33 Matthew,Jacob	12-11	38	35	73	10.5-75	7.0-57	1-5	4	5	1-17	.	.	.
7 McKinney,DaRaun	8-6	33	15	48	1.0-1	.	.	8
32 Thomas,Tre	11-4	19	17	36	4.5-20	2.0-13	1-6	6	4
54 Gaes,Nick	12-3	16	20	36	10.0-66	7.0-60	.	.	7	.	.	1	.
12 Jackson,Tre	8-8	20	13	33	2.0-8	.	1-0	6
6D Ganues,Josiah	10-10	13	18	31	.	.	.	2	.	1-65	1	.	.
90 Coker,Jackson	12-11	12	15	27	3.0-8	1.0-3	.	1	4
1 Harden,Myles	6-5	19	6	25	3.5-13	.	.	1	.	2-0	1	.	.
5D Tisdale,Cameron	12-5	15	8	23	.	.	.	1
91 Webb,Brendan	12-10	12	11	23	8.5-34	4.0-24	.	.	2
22 McDaniels,I.	10-1	5	16	21
47 Whitcomb,D.	10-10	8	13	21	1.5-6	1.0-6	.	.	2	1-0	.	.	.
92 Roane,Micah	12-6	10	10	20	2.5-5	.	.	1	2	.	1	.	.
2 Starling,Jakari	7-3	8	6	14	1.0-9	1.0-9	.	1	.	.	1	.	.
8 Cooper,DeJaun	12-1	8	5	13	4.0-15	3.0-13	.	1	3	.	1	.	.
34 Hillis,Stephen	12-0	8	5	13	1.0-3	1.0-3	.	1	1	.	.	1	.
20 Holman,Jailen	12-0	8	4	12	1.5-3
28 Smith,Dakota	9-0	5	5	10	1.0-2	.	.	.	1	2-0	.	.	.
16 McKelvey,Teven	12-0	7	3	10	.	.	.	1	.	.	1	.	.
96 Hagy,Jack	11-0	2	7	9	1.0-6	0.5-4
93 Dunn,Will	9-1	3	5	8	1.5-5	1.5-5	.	.	1
37 Shorter,Dennis	8-0	4	2	6	.	.	.	1
61 Holden,Blake	5-0	2	2	4	1
2 Webb,Jeremiah	11-0	4	.	4	1	.	.
0 Samson,Brett	12-11	2	2	4
23 Joanis,Jonathan	3-1	2	2	4	.	.	1-51
31 Lorber,Mason	12-0	2	1	3
94 Burson,Ethan	12-0	1	2	3
83 Goehring,Austin	12-2	1	1	2
27 Dickel,Nyle	3-0	.	2	2
80 Kuchel,Carter	9-0	1	1	2
11 Starling,V.	10-0	.	2	2
15 Martens,Jack	2-0	1	.	1
15 Schutt,Brady	12-0	1	.	1
36 Barros,Shahid	4-0	.	1	1
82 Galbreath,JJ	11-0	1	.	1
48 Stallworth,J.	4-0	.	1	1
43 Simon-Ressler,J	12-0	1	.	1	1.0-1	1.0-1
70 Jensen,Alex	12-12	1	.	1
13 Vander Esch,C.	11-11	1	.	1	1	.
71 Harberts,Colton	11-11	1	.	1
9 Eliodor,Wesley	12-9	1	.	1
14 Bell,Carter	12-3	1	.	1
5 Theis,Travis	11-8	1	.	1
46 Godfrey,Dalton	12-0	1-0	.	.	.
Total	12	429	391	820	75-322	33-210	10-93	45	39	8-82	12	3	.
Opponents	12	479	356	835	72-302	32-217	9-90	37	19	8-9	12	2	.

2021 Individual Special Teams Statistics

Punting

Field Goals

BRADY SCHUTT

MASON LORBER

	Att.	Yds.	Avg.	I20	Net	Made	Missed
at Kansas	6	289	48.2	1	44.8	--	46
Northern Arizona	5	196	39.2	2	35.2	41, 44	--
at Cal Poly	3	150	50.0	1	41.3	20, 42	--
at Missouri State	7	304	43.4	4	43.4	27	--
Indiana State	4	184	46.0	3	46.0	22	--
North Dakota	2	89	44.5	0	44.5	37, 54	--
at UNI	6	262	43.7	3	39.8	31, 45	--
Illinois State	7	303	43.3	5	43.3	--	--
at Western Illinois	9	357	39.7	6	39.0	--	--
South Dakota State	1	49	49.0	0	49.0	37	40, 36
at North Dakota State	4	187	46.8	0	33.5	25	--
Southern Illinois	4	192	48.0	2	48.0	21	--

Punt Returns

CARTER BELL

	Att.	Yds.	Avg.	TD	Att.	Yds.	Avg.	TD	Att.	Yds.	Avg.	TD
at Kansas	--	--	--	--	--	--	--	--	--	--	--	--
Northern Arizona	2	23	11.5	0	--	--	--	--	--	--	--	--
at Cal Poly	1	7	7.0	0	--	--	--	--	--	--	--	--
at Missouri State	3	20	6.7	0	--	--	--	--	--	--	--	--
Indiana State	--	--	--	--	--	--	--	--	--	--	--	--
North Dakota	--	--	--	--	--	--	--	--	--	--	--	--
at UNI	1	3	3.0	0	--	--	--	--	--	--	--	--
Illinois State	3	5	1.7	0	--	--	--	--	--	--	--	--
at Western Illinois	1	11	11.0	0	--	--	--	--	--	--	--	--
South Dakota State	--	--	--	--	--	--	--	--	--	--	--	--
at North Dakota State	1	47	47.0	1	--	--	--	--	--	--	--	--
Southern Illinois	2	16	8.0	0	--	--	--	--	--	--	--	--

Kickoff Returns

KODY CASE

WESLEY ELIODOR

	Att.	Yds.	Avg.	TD	Att.	Yds.	Avg.	TD	Att.	Yds.	Avg.	TD
at Kansas	1	23	23.0	0	--	--	--	--	--	--	--	--
Northern Arizona	--	--	--	--	2	77	38.5	0	--	--	--	--
at Cal Poly	--	--	--	--	1	15	15.0	0	--	--	--	--
at Missouri State	--	--	--	--	3	133	44.3	1	--	--	--	--
Indiana State	--	--	--	--	2	50	25.0	0	--	--	--	--
North Dakota	--	--	--	--	1	37	37.0	0	--	--	--	--
at UNI	--	--	--	--	--	--	--	--	--	--	--	--
Illinois State	--	--	--	--	2	48	24.0	0	--	--	--	--
at Western Illinois	--	--	--	--	--	--	--	--	--	--	--	--
South Dakota State	--	DNP	--	--	3	63	21.0	0	--	--	--	--
at North Dakota State	--	DNP	--	--	3	55	18.3	0	--	--	--	--
Southern Illinois	--	DNP	--	--	1	37	37.0	0	--	--	--	--

Drives & Analysis

SCORING DRIVE ANALYSIS					
Yards (minus)	USD		OPP		
	TD	FG	TD	FG	
0-9	1	1			
10-19	1				
20-29	4	1	2	2	
30-39		1	2	1	
40-49	4	2	5	2	
50-59	8		1	6	
60-69	3	1	7	2	
70-79	12	3	9		
80-89	4	2	2	1	
90-99	2				

GAME-OPENING DRIVES		
Game	South Dakota PI-Yds-Time-Pts	Opponents PI-Yds-Time-Pts
at KS	7-22-2:34-0	3-2-1:22-0
vs. NAU	5-49-2:22-7	3-4-1:28-0
at CP	7-65-2:14-7	3-(-1)-1:18-0
at MSU	6-15-2:36-0	6-(-4)-2:43-0
vs. INST	3-2-1:55-0	6-29-2:54-0
vs. UND	9-73-3:59-7	3-4-1:53-0
at UNI	3-8-1:18-0	8-32-4:42-0
vs. ILST	4-16-2:36-0	15-61-7:47-3
at WIU	6-23-2:39-0	5-29-3:09-0
vs. SDSU	1-0-0:08-0	7-25-3:57-3
at NDSU	6-37-2:37-0	12-62-5:37-7
vs. SIU	4-37-1:12-0	14-30-5:47-3

2ND HALF-OPENING DRIVES		
Game	South Dakota PI-Yds-Time-Pts	Opponents PI-Yds-Time-Pts
at KS	3-(-5)-1:51-0	13-50-6:14-3
vs. NAU	7-30-3:40-0	7-25-2:32-0
at CP	8-64-3:55-0	3-3-0:49-0
at MSU	3-1-1:54-0	9-49-4:31-3
vs. INST	5-28-2:39-0	6-28-2:55-0
vs. UND	9-68-4:29-7	3-9-2:12-0
at UNI	3-(-10)-1:35-0	3-75-0:45-7
vs. ILST	3-6-1:03-0	3-(-6)-1:27-0
at WIU	3-(-1)-1:54-0	7-34-3:04-0
vs. SDSU	8-75-3:24-7	13-55-6:57-3
at NDSU	3-(-2)-1:40-0	3-(-17)-2:14-0
vs. SIU	11-88-4:15-3	7-30-2:50-0

RED ZONE

	Times Inside 20	Drive Ended By-----							Total Points	TD Pct.	Scoring Pct.
		TD	FG	MFG	Punts	Downs	TO	Clock			
South Dakota	42	25	8	2		4	3		199	.595	.786
Opponents	35	20	7	1		4	2	1	160	.571	.771

KICKOFF ANALYSIS

	No.	IntoEZ	Total					OB	OnS	FC	SQB
			Returns	TB	In 10	In 20					
Mason Lorber	58	39	15	38	50	55	2		4		
Eddie Ogamba	4	3	0	3	4	4			1		

PUNTING ANALYSIS

	No.	Yards	Avg.	No.	Ret.	Avg.	Long	Pct. Not	Net	In20	In10	50+	TB	FC
				Ret.	Yds.	Ret.	Ret.	Returned	Avg.					
Brady Schutt	58	2562	44.2	13	95	7.3	40	.775	40.3	27	9	11	3	30

TURNOVERS

	Fum.	Int.	Total	Pts.	Margin	TOs By Quarter-----				OT
				Off		1	2	3	4	
South Dakota	8	9	17	52	+1	3	2	4	8	
Opponents	8	10	18	55	-1	4	5	5	4	

2021 Game Summaries

Game 1
Kansas 17, South Dakota 14
Sept. 3 (Lawrence, Kan. / Memorial Stadium / 26,103)

LAWRENCE, Kan.—A pair of touchdown passes from Jason Bean to Lawrence Arnold carried Kansas past South Dakota 17-14 in a season-opening game played at Memorial Stadium.

The second of those connections from Bean to Arnold came with just 1:12 to go in the game, lifting the Jayhawks in front and enabling them to snap a 13-game losing streak.

The Coyotes had taken a 14-10 lead on a 25-yard touchdown run from Travis Theis, a Kansas native, that capped a quick three-play drive after a turnover on downs around midfield. Theis, who rushed 18 times for a career-high 96 yards, found the end zone with 5:11 remaining in the fourth quarter.

The drive had come after each team had failed to convert on a 4th-and-1 situation, first for South Dakota on the Kansas 22-yard line and then the Jayhawks at their own 46-yard line.

The Coyotes had a game-tying field goal from Mason Lorber taken off the board with 9:13 left after a timeout was called, eventually leading to the decision to go for it on fourth down.

South Dakota, though, buckled down defensively to get its own fourth-down stop with 6:15 to play in the contest.

The Coyotes quickly converted as quarterback Carson Camp hit Kody Case for a 21-yard gain to the 25-yard line and Theis took over from there, juking his way through the defense to the end zone.

Kansas, though, calmly drove 64 yards on 11 plays to regain the lead as Arnold made a defender miss by the sideline and scooted into the end zone for the game-winning score. The Jayhawks converted a 4th-and-10 on the drive and avoided a 4th-and-4 play inside the red zone after a controversial USD personal foul.

South Dakota outgained the Jayhawks in the contest 263-245 as Camp completed 10 of 22 passes for 98 yards. Shomari Lawrence complemented Theis in the backfield with 59 yards on 11 carries and a 29-yard touchdown scamper that pulled the visitors within 10-7 with 3:31 to go in the third quarter.

Kansas snapped a scoreless deadlock with a touchdown right before halftime as Arnold caught an 8-yard reception with 24 ticks left before intermission.

SCORE BY PERIODS	1	2	3	4	F
South Dakota (0-1)	0	0	7	7	14
Kansas (1-0)	0	7	3	7	17

SCORING SUMMARY

Q	Time	Play	V-H
2	0:24	KU: Arnold 8-yd pass from Bean 7 plays, 37 yards, 3:19	0-7
3	6:57	KU: Borcila 30-yd FG 13 plays, 50 yards, 6:11	0-10
	3:31	SD: Lawrence 29-yd run 9 plays, 75 yards, 3:23	7-10
4	5:13	SD: Theis 25-yd run 3 plays, 46 yards, 1:02	14-10
	1:10	KU: Arnold 16-yd pass from Bean 11 plays, 64 yards, 3:57	14-17

INDIVIDUAL LEADERS

Rushing (Att.-Yds.-TD): SD: Theis (18-96-1), Lawrence (11-59-1); KU: Bean (15-54-0), Gardner (19-21-0)

Passing: (C-A-TD-I-Yds): SD: Camp (10-22-0-0-98); KU: Bean (17-26-2-0-163)

Receiving: (Rec.-Yds.-TD): SD: Case (2-37-0), Theis (1-21-0), Bell (2-16-0); KU: Fairchild (4-58-0), Wilson (5-50-0), Arnold (3-33-2)

TEAM STATISTICS

	USD	KU
FIRST DOWNS	14	12
Rushing	6	4
Passing	6	7
Penalty	2	1
NET YARDS RUSHING	168	82
Rushing Attempts	42	41
Average Per Rush	4.0	2.0
Yards Gained Rushing	189	105
Yards Lost Rushing	21	23
NET YARDS PASSING	98	163
Completions-Attempts-Int	10-22-0	17-26-0
Average Per Attempt	4.5	6.3
Average Per Completion	9.8	9.6
TOTAL OFFENSE YARDS	266	245
Total offensive plays	64	67
Average gain per play	4.2	3.7
Fumbles: Number-Lost	3-0	0-0
Penalties: Number-Yards	8-43	7-51
PUNTS-YARDS	6-289	7-281
Average Yards Per Punt	48.2	40.1
Net Yards Per Punt	44.8	40.1
Inside 20	1	2
50+ Yards	1	1
Touchbacks	1	0
Fair Catch	4	6
KICKOFFS-YARDS	3-182	4-260
Average Yards Per Kickoff	60.7	65.0
Net Yards Per Kickoff	15.7	40.5
Touchbacks	1	3
Punt returns: Number-Yards-TD	0-0-0	0-0-0
Average per return	--	--
Kickoff returns: Number-Yards-TD	1-23-0	2-110-0
Average per return	23.0	55.0
Interceptions: Number-Yards-TD	0-0-0	0-0-0
Fumble Returns: Number-Yards-TD	0-0-0	0-0-0
Miscellaneous Yards	0	0
POSSESSION TIME	25:51	34:09
1st Quarter	8:18	6:42
2nd Quarter	4:54	10:06
3rd Quarter	6:40	8:20
4th Quarter	5:59	9:01
Third-Down Conversions	3 of 13	5 of 16
Fourth-Down Conversions	0 of 3	1 of 3
Red-Zone Scores-Chances	0-0	3-4
Touchdowns	0-0	2-4
Field Goals	0-0	1-4
Sacks By: Number-Yards	1-5	1-7
PAT Kicks	2-2	2-2
Field Goals	0-1	1-1
Points off turnovers	0	0

2021 Game Summaries

Game 2
South Dakota 34, Northern Arizona 7
Sept. 11 (Vermillion, S.D. / DakotaDome / 5,247)

VERMILLION, S.D. – South Dakota scored on its first three possessions and rolled to a 34-7 win over Northern Arizona in its home opener on Saturday inside the DakotaDome.

Redshirt freshman running back Travis Theis scored a pair of touchdowns in the first half while the Coyotes' passing game also came to life after a sub-par opener in a narrow road loss to Kansas last week.

South Dakota quarterback Carson Camp hit on 15 of his 24 passes for 213 yards and he found Brett Samson from 28 yards out to open the scoring with 12:38 to play in the first quarter.

That first scoring drive covered 49 yards on just five plays, and after the Coyotes' defense forced a three-and-out, it quickly became 14-0 as Theis completed a four-play, 59-yard drive with a 13-yard touchdown run.

South Dakota's defense stiffened again as Northern Arizona was forced to punt after just four plays and the hosts turned that into an eight-play drive that eventually led to the first of two Mason Lorber field goals in the game. Lorber connected from 41 yards out to make it 17-0 and he later closed the first half scoring with a 44-yard field goal that equaled his career long with 22 ticks on the clock before halftime.

Theis, who carried 12 times for 74 yards, scored on a one-yard run between the two Lorber field goals in the first half as South Dakota led 27-0 at halftime.

The Coyote defense limited Northern Arizona to just 141 total yards in the first half in building up the big advantage.

SCORE BY PERIODS	1	2	3	4	F
Northern Arizona (0-2)	0	0	7	0	7
South Dakota (1-1)	17	10	7	0	34

SCORING SUMMARY

Q	Time	Play	V-H
1	12:38	SD: Samson 28-yd pass from Camp 5 plays, 49 yards, 2:22	0-7
	9:43	SD: Theis 13-yd run 4 plays, 59 yards, 1:27	0-14
	5:38	SD: Lorber 41-yd FG 8 plays, 43 yards, 2:24	0-17
2	5:24	SD: Theis 1-yd run 11 plays, 84 yards, 3:52	0-24
	0:22	SD: Lorber 44-yd FG 8 plays, 46 yards, 2:09	0-27
3	12:28	SD: Joanis 51-yd INT return	0-34
	4:53	NA: Hendrix 16-yd pass from Widener 6 plays, 44 yards, 1:55	7-34

INDIVIDUAL LEADERS

Rushing (Att.-Yds.-TD): SD: Theis (12-74-2), Lawrence (9-32-0), Camp (5-20-0); NAU: Daniels (13-67-0), Widener (14-54-0), Porter (1-15-0)

Passing: (C-A-TD-I-Yds): SD: Camp (15-24-1-0-213)
NAU: Widener (22-33-1-2-202)

Receiving: (Rec.-Yds.-TD): SD: Bell (5-59-0), Eliodor (2-45-0), Lawrence (2-31-0); NAU: Chukwumezie (9-95-0), Hendrix (3-51-1), Hall (4-21-0)

TEAM STATISTICS

	NAU	USD
FIRST DOWNS	23	22
Rushing	9	12
Passing	13	8
Penalty	1	2
NET YARDS RUSHING	140	158
Rushing Attempts	39	40
Average Per Rush	3.6	4.0
Yards Gained Rushing	171	191
Yards Lost Rushing	31	33
NET YARDS PASSING	210	222
Completions-Attempts-Int	23-34-2	16-26-0
Average Per Attempt	6.2	8.5
Average Per Completion	9.1	13.9
TOTAL OFFENSE YARDS	350	380
Total offensive plays	73	66
Average gain per play	4.8	5.8
Fumbles: Number-Lost	1-1	2-1
Penalties: Number-Yards	7-72	2-25
PUNTS-YARDS	6-245	5-196
Average Yards Per Punt	40.8	39.2
Net Yards Per Punt	33.7	35.2
Inside 20	2	2
50+ Yards	0	0
Touchbacks	1	1
Fair Catch	3	3
KICKOFFS-YARDS	2-128	7-455
Average Yards Per Kickoff	64.0	65.0
Net Yards Per Kickoff	25.5	40.0
Touchbacks	0	7
Punt returns: Number-Yards-TD	1-0-0	2-23-0
Average per return	0.0	11.5
Kickoff returns: Number-Yards-TD	0-0-0	2-77-0
Average per return	--	38.5
Interceptions: Number-Yards-TD	0-0-0	2-51-1
Fumble Returns: Number-Yards-TD	0-0-0	0-0-0
Miscellaneous Yards	0	0
POSSESSION TIME	30:15	29:45
1st Quarter	7:42	7:18
2nd Quarter	5:41	9:19
3rd Quarter	6:27	8:33
4th Quarter	10:25	4:35
Third-Down Conversions	6 of 13	4 of 13
Fourth-Down Conversions	0 of 1	1 of 1
Red-Zone Scores-Chances	1-3	2-2
Sacks By: Number-Yards	2-9	4-15
PAT Kicks	1-1	4-4
Field Goals	0-0	2-2
Points off turnovers	7	7

2021 Game Summaries

Game 3
South Dakota 48, Cal Poly 14
Sept. 18 (San Luis Obispo, Calif. / Spanos Stadium / 11,075)

SAN LUIS OBISPO, Calif.—South Dakota dominated both sides of the football in securing a 48-14 road victory over Cal Poly inside Alex G. Spanos Stadium.

The Coyote offense rolled up 615 total yards, the most since posting 642 total yards against Houston Baptist in 2019. The total included 353 yards rushing, the most in coach Bob Nielson's USD tenure.

Mike Mansaray, starting in place of Travis Theis, carried 21 times for a career-high 141 yards and two touchdowns. Mansaray, a freshman from Columbus, Ohio, became the first Coyote running back to surpass 100 yards in a game since Kai Henry had 145 against Western Illinois in 2019.

The Coyote offense, scoring on all seven of their drives in the first half with five touchdowns and two field goals, held the ball for almost 40 minutes of the 60-minute contest.

SCORE BY PERIODS	1	2	3	4	F
South Dakota (2-1)	21	20	0	7	48
Cal Poly (1-2)	7	0	0	7	14

SCORING SUMMARY

Q	Time	Play	V-H
1	12:51	SD: Mansaray 13-yd run 7 plays, 65 yards, 2:09	7-0
	10:52	SD: Bell 54-yd pass from Camp 2 plays, 58 yards, 0:36	14-0
	9:23	CP: Coleman 9-yd pass from Paulette 5 plays, 67 yards, 1:23	14-7
	5:19	SD: Mansaray: 1-yd run 11 plays, 75 yards, 4:00	21-7
2	13:35	SD: Lorber 20-yd FG 11 plays, 85 yards, 4:57	24-7
	9:14	SD: Goehring 36-yd pass from Camp 8 plays, 94 yards, 3:06	31-7
	2:38	SD: Thomas 3-yd run 11 plays, 74 yards, 5:04	38-7
	0:00	SD: Lorber 42-yd FG 6 plays, 27 yards, 1:25	41-7
4	4:24	SD: Stenstrom 2-yd run 5 plays, 21 yards, 2:29	48-7
	2:40	CP: Briscoe 61-yd pass from Bruce 4 plays, 69 yards, 1:39	48-14

INDIVIDUAL LEADERS

Rushing (Att.-Yds.-TD): SD: Mansaray: 21-141-2, Thomas: 15-92-1), Lawrence (9-56-0); CP: Harper (6-28-0), Paulette (9-27-0)

Passing: (C-A-TD-I-Yds): SD: Camp (17-20-2-0-226); CP: Paulette (9-23-1-0-112), Bruce (3-3-1-0-69)

Receiving: (Rec.-Yds.-TD): SD: Bell (6-94-1), Goehring (2-59-1), Samson (3-40-0); CP: Roth (2-68-0), Briscoe (1-61-1), Coleman (4-26-1)

TEAM STATISTICS

	USD	CP
FIRST DOWNS	35	7
Rushing	22	3
Passing	11	4
Penalty	2	0
NET YARDS RUSHING	353	62
Rushing Attempts	64	23
Average Per Rush	5.5	2.7
Yards Gained Rushing	376	88
Yards Lost Rushing	23	26
NET YARDS PASSING	262	181
Completions-Attempts-Int	20-26-0	12-26-0
Average Per Attempt	10.1	7.0
Average Per Completion	13.1	15.1
TOTAL OFFENSE YARDS	615	243
Total offensive plays	90	49
Average gain per play	6.8	5.0
Fumbles: Number-Lost	2-1	2-1
Penalties: Number-Yards	3-15	6-56
PUNTS-YARDS	3-150	9-377
Average Yards Per Punt	50.0	41.9
Net Yards Per Punt	41.3	41.1
Inside 20	1	2
50+ Yards	2	2
Touchbacks	0	0
Fair Catch	0	6
KICKOFFS-YARDS	8-490	3-157
Average Yards Per Kickoff	61.2	52.3
Net Yards Per Kickoff	37.9	47.3
Touchbacks	4	0
Punt returns: Number-Yards-TD	1-7-0	2-26-0
Average per return	7.0	13.0
Kickoff returns: Number-Yards-TD	1-15-0	4-87-0
Average per return	15.0	21.8
Interceptions: Number-Yards-TD	0-0-0	0-0-0
Fumble Returns: Number-Yards-TD	0-0-0	0-0-0
Miscellaneous Yards	0	0
POSSESSION TIME	41:13	18:47
1st Quarter	10:21	4:39
2nd Quarter	11:00	4:00
3rd Quarter	9:20	5:40
4th Quarter	10:32	4:28
Third-Down Conversions	10 of 15	3 of 14
Fourth-Down Conversions	0 of 1	1 of 2
Red-Zone Scores-Chances	5-7	1-1
Touchdowns	4-7	1-1
Field Goals	1-7	0-1
Sacks By: Number-Yards	2-9	2-15
PAT Kicks	6-6	2-2
Field Goals	2-2	0-0
Points off turnovers	7	0

2021 Game Summaries

Game 4
No. 18 Missouri State 31, South Dakota 23
Sept. 25 (Springfield, Mo. / Plaster Stadium / 12,738)

SPRINGFIELD, Mo. – Eighteenth-ranked Missouri State came up with a pair of big defensive stops in the fourth quarter and posted a 31-23 win over South Dakota inside Robert W. Plaster Stadium.

The Coyotes' final two drives of the game took them inside the Missouri State 10-yard line. However, an interception and a turnover on downs foiled the comeback attempt.

Missouri State shutout South Dakota in the second half after trailing 23-14 at halftime, coming up big defensively in a drama-filled contest that featured plenty of excitement.

The Coyotes were limited to three first downs in the second half, all coming in the fourth quarter, while only being able to convert two of five trips into the red zone into points ended up spelling the difference in the contest.

South Dakota had the ball on four possessions in the fourth quarter, but failed to score, having to punt once, throwing two interceptions, sandwiched around a turnover on downs.

The immediate drive after Missouri State took a 31-23 lead saw the Coyotes drive to the six-yard line. A big Carson Camp to Carter Bell pass completion went for 69 yards, but a touchdown saving tackle from Titus Wall ended up looming large in the contest. Three subsequent plays from the six-yard line resulted in three straight incomplete passes from Camp.

A big play from Myles Harden, who forced a fumble on the ensuing Missouri State possession gave the Coyotes the ball back with 1:20 left in the contest. A sack on first and goal from the nine pushed South Dakota back to the 14 where an interception sealed the win for Missouri State.

Missouri State quarterback Jason Shelley, a transfer from Utah State, contributed to all four touchdowns in the contest. Shelley threw for 281 yards and two touchdowns while also rushing 17 times for 62 yards and a pair of scores.

SCORE BY PERIODS	1	2	3	4	F
South Dakota (2-2, 0-1)	14	9	0	0	23
Missouri State (2-1, 1-0)	7	7	3	14	31

SCORING SUMMARY

Q	Time	Play	V-H
1	12:19	SD: Theis 8-yd run 1 play, 8 yards, 0:05	7-0
	9:28	SD: Case 21-yd pass from Camp 1 play, 21 yards, 0:08	14-0
	5:38	MS: Shelley 26-yd run 7 plays, 75 yards, 3:50	14-7
2	1:52	MS: Scott 46-yd pass from Shelley 1 play, 46 yards, 0:08	14-14
	1:38	SD: Eliodor 99-yd kickoff return	20-14
	0:00	SD: Lorber 27-yd FG 7 plays, 66 yards, 1:05	23-14
3	10:21	MS: Pizano 42-yd FG 9 plays, 49 yards, 4:31	23-17
4	13:02	MS: Latulas 3-yd pass from Shelley 12 plays, 74 yards, 6:19	23-24
	4:42	MS: Shelley 12-yd run 4 plays, 27 yards, 1:34	23-31

INDIVIDUAL LEADERS

Rushing (Att.-Yds.-TD): SD: Thomas (4-60-0), Mansaray (6-31-0), Theis (8-22-1); MSU: Shelley (17-62-2), Little (14-62-0), Latulas (11-33-0)

Passing: (C-A-TD-I-Yds): SD: Camp (12-29-1-2-231); MSU: Shelley (19-29-2-0-281)

Receiving: (Rec.-Yds.-TD): SD: Bell (3-102-0), Case (3-71-1), Lawrence (2-46-0); MSU: Scott (7-111-1), Smith (2-54-0), Tiavaasue (3-52-0), Murray (2-34-0)

TEAM STATISTICS

	USD	MSU
FIRST DOWNS	13	22
Rushing	5	9
Passing	7	10
Penalty	1	3
NET YARDS RUSHING	130	158
Rushing Attempts	33	46
Average Per Rush	3.9	3.4
Yards Gained Rushing	160	213
Yards Lost Rushing	30	55
NET YARDS PASSING	231	281
Completions-Attempts-Int	12-29-2	19-29-0
Average Per Attempt	8.0	9.7
Average Per Completion	19.2	14.8
TOTAL OFFENSE YARDS	361	439
Total offensive plays	62	75
Average gain per play	5.8	5.9
Fumbles: Number-Lost	2-1	4-4
Penalties: Number-Yards	4-60	4-40
PUNTS-YARDS	7-304	6-274
Average Yards Per Punt	43.4	45.7
Net Yards Per Punt	43.4	39.0
Inside 20	4	0
50+ Yards	2	2
Touchbacks	0	1
Fair Catch	3	2
KICKOFFS-YARDS	4-249	6-378
Average Yards Per Kickoff	62.2	63.0
Net Yards Per Kickoff	43.2	28.3
Touchbacks	2	3
Punt returns: Number-Yards-TD	3-20-0	1-0-0
Average per return	6.7	0.0
Kickoff returns: Number-Yards-TD	3-133-1	2-26-0
Average per return	44.3	13.0
Interceptions: Number-Yards-TD	0-0-0	2-12-0
Fumble Returns: Number-Yards-TD	0-0-0	0-0-0
Miscellaneous Yards	0	0
POSSESSION TIME	24:11	35:49
1st Quarter	6:41	8:19
2nd Quarter	8:03	6:57
3rd Quarter	3:30	11:30
4th Quarter	5:57	9:03
Third-Down Conversions	5 of 15	9 of 17
Fourth-Down Conversions	0 of 2	0 of 0
Red-Zone Scores-Chances	2-5	2-2
Sacks By: Number-Yards	6-38	5-32
PAT Kicks	2-3	4-4
Field Goals	1-1	1-1
Points off turnovers	14	14

2021 Game Summaries

Game 5
South Dakota 38, Indiana State 10
Oct. 2 (Vermillion, S.D. / DakotaDome / 6,267)

VERMILLION, S.D.—South Dakota quarterback Carson Camp threw three touchdowns in the second quarter and the Coyote defense limited Indiana State to 205 yards of offense in a 38-10 Dakota Days victory inside the DakotaDome. The Coyotes improved to 66-33-5 all-time in homecoming games, including a 16-4 mark in their last 20.

Camp completed 19-of-26 passes for 200 yards and added 18 on the ground. It was his first collegiate three-touchdown passing day. Tight end Brett Samson hauled in two touchdowns and had five catches for 52 yards. Carter Bell hauled in a 47-yard bomb as part of a five-catch, 87-yard performance.

The two teams exchanged field goals early on, but a fourth-and-goal score from the 1 early in the second quarter started a string of three straight touchdown drives for Camp and the Coyotes. It was a 1-yard out to Samson after USD had been stuffed from the 1 the prior play.

South Dakota totaled 168 yards in the second quarter while Indiana State netted 12 yards on 12 plays. The Sycamores went 3-and-out after the first Samson score and Camp hit Bell along the right sideline on the first play of the next series. Bell split two defenders after the catch to reach the end zone to make it 17-3.

Another 3-and-out set up USD's third touchdown. Samson got a foot down just inside the right pylon on a 2nd-and-goal play from the 10 that capped a 7-play, 59-yard drive and made it 24-3 with 2:33 left in the half.

Elijah Reed and Tre Jackson intercepted Indiana State quarterback Anthony Thompson in the third quarter. The fourth quarter belonged to South Dakota's offensive line. Travis Theis ran in from 15 yards out and Nate Thomas scooted in from 27 yards away for Coyote touchdowns as USD had the ball for all but 3:35 of the final quarter. Indiana State ran six plays in the fourth quarter for nine yards on two 3-and-outs.

SCORE BY PERIODS	1	2	3	4	F
Indiana State (2-3, 0-2)	0	3	7	0	10
South Dakota (3-2, 1-1)	3	21	0	14	38

SCORING SUMMARY

Q	Time	Play	V-H
1	3:23	SD: Lorber 22-yd FG 15 plays, 75 yards, 6:48	0-3
2	14:15	INST: Selzer 41-yd FG 11 plays, 52 yards, 4:08	3-3
	9:06	SD: Samson 1-yd pass from Camp 12 plays, 75 yards, 5:09	3-10
	7:00	SD: Bell 47-yd pass from Camp 1 play, 47 yards, 0:09	3-17
	2:33	SD: Samson 10-yd pass from Camp 7 plays, 59 yards, 2:52	3-24
3	3:03	INST: Larkin 15-yd pass from Thompson 7 plays, 84 yards, 2:59	10-24
4	12:20	SD: Theis 15-yd run 7 plays, 54 yards, 2:54	10-31
	5:34	SD: Thomas 27-yd run 9 plays, 74 yards, 4:36	10-38

INDIVIDUAL LEADERS

Rushing (Att.-Yds.-TD): SD: Thomas (11-111-1), Theis (11-50-1); INST: Kerlegrand (11-24-0), Morgan (2-9-0)

Passing: (C-A-TD-I-Yds): SD: Camp (19-26-3-0-200); INST: Thompson (16-24-1-2-135)

Receiving: (Rec.-Yds.-TD): SD: Bell (5-87-1), Samson (5-52-2), Theis (2-27-0); INST: Larkin (5-48-1), McClurge (3-43-0)

TEAM STATISTICS

	INST	USD
FIRST DOWNS	13	24
Rushing	2	12
Passing	9	10
Penalty	2	2
NET YARDS RUSHING	33	206
Rushing Attempts	22	46
Average Per Rush	1.5	4.5
Yards Gained Rushing	59	245
Yards Lost Rushing	26	39
NET YARDS PASSING	172	211
Completions-Attempts-Int	20-30-2	20-27-0
Average Per Attempt	5.7	7.8
Average Per Completion	8.6	10.6
TOTAL OFFENSE YARDS	205	417
Total offensive plays	52	73
Average gain per play	3.9	5.7
Fumbles: Number-Lost	1-0	0-0
Penalties: Number-Yards	9-58	4-30
PUNTS-YARDS	7-294	4-184
Average Yards Per Punt	42.0	46.0
Net Yards Per Punt	39.1	46.0
Inside 20	0	3
50+ Yards	2	2
Touchbacks	1	0
Fair Catch	4	3
KICKOFFS-YARDS	3-191	7-455
Average Yards Per Kickoff	63.7	65.0
Net Yards Per Kickoff	38.7	42.3
Touchbacks	1	6
Punt returns: Number-Yards-TD	0-0-0	0-0-0
Average per return	--	--
Kickoff returns: Number-Yards-TD	1-9-0	2-50-0
Average per return	9.0	25.0
Interceptions: Number-Yards-TD	0-0-0	2-0-0
Fumble Returns: Number-Yards-TD	0-0-0	0-0-0
Miscellaneous Yards	0	0
POSSESSION TIME	24:55	35:05
1st Quarter	6:17	8:43
2nd Quarter	5:43	9:17
3rd Quarter	9:20	5:40
4th Quarter	3:35	11:25
Third-Down Conversions	4 of 13	6 of 13
Fourth-Down Conversions	0 of 0	2 of 2
Red-Zone Scores-Chances	1-1	4-4
Touchdowns	1-1	3-4
Field Goals	0-1	1-4
Sacks By: Number-Yards	4-32	2-18
PAT Kicks	1-1	5-5
Field Goals	1-1	1-1
Points off turnovers	0	0

2021 Game Summaries

Game 6
South Dakota 20, No. 13 North Dakota 20-13
Oct. 9 (Vermillion, S.D. / DakotaDome / 5,304)

VERMILLION, S.D.—South Dakota running back Travis Theis ran for a career-high 138 yards while the Coyote defense shut down all-American running back Otis Weah in scoring a 20-13 upset of No. 13/15 North Dakota inside the DakotaDome.

The win avenges a 21-10 South Dakota loss in Grand Forks just seven months ago. Weah ran 16 times for 163 yards and two scores in that one. In this one, he ran 15 times for 58 yards and South Dakota outgained the visitors 368-258.

Instead it was Theis and a Coyote offensive line that rumbled for 189 yards on the ground and ran the final 5:52 off the clock. That was after North Dakota settled for three points on a six-minute drive that made it a one-score game.

Hidden in the numbers were the yards after contact for Theis. South Dakota didn't have a negative run play against a defense that had produced more than 30 in its first four games. Nate Thomas complimented Theis with 49 yards on 12 carries.

SCORE BY PERIODS	1	2	3	4	F
North Dakota (2-3, 0-2)	7	0	3	3	13
South Dakota (4-2, 2-1)	10	0	7	3	20

SCORING SUMMARY

Q	Time	Play	V-H
1	11:05	SD: Vander Esch 7-yd pass from Camp 9 plays, 73 yards, 3:55	0-7
	3:36	SD: Lorber 37-yd FG 11 plays, 46 yards, 5:32	0-10
	0:20	ND: Boltmann 14-yd pass from Schuster 7 plays, 75 yards, 3:16	7-10
3	8:25	SD: Eliodor 24-yd pass from Camp 9 plays, 68 yards, 4:23	7-17
	2:24	ND: Stevens 41-yd FG 9 plays, 26 yards, 2:31	10-17
4	12:15	SD: Lorber 54-yd FG 9 plays, 38 yards, 5:09	10-20
	5:52	ND: Stevens 25-yd FG 17 plays, 67 yards, 6:23	13-20

INDIVIDUAL LEADERS

Rushing (Att.-Yds.-TD): SD: Theis (23-138-0), Thomas (12-49-0), Camp (7-11-0); ND: Weah (15-58-0), Vaughn (1-2-0)

Passing: (C-A-TD-I-Yds): SD: Camp (16-23-2-0-179); ND: Schuster (24-37-1-0-208)

Receiving: (Rec.-Yds.-TD): SD: Vander Esch (8-92-1), Eliodor (2-30-1), Goehring (2-19-0); ND: Boltmann (5-47-1), Richter (2-40-0), Zavalney (2-27-0)

TEAM STATISTICS

	UND	USD
FIRST DOWNS	16	25
Rushing	3	14
Passing	12	10
Penalty	1	1
NET YARDS RUSHING	50	189
Rushing Attempts	19	46
Average Per Rush	2.6	4.1
Yards Gained Rushing	65	207
Yards Lost Rushing	15	18
NET YARDS PASSING	208	179
Completions-Attempts-Int	24-37-0	16-23-0
Average Per Attempt	5.6	7.8
Average Per Completion	8.7	11.2
TOTAL OFFENSE YARDS	258	368
Total offensive plays	56	69
Average gain per play	4.6	5.3
Fumbles: Number-Lost	1-0	0-0
Penalties: Number-Yards	6-50	4-50
PUNTS-YARDS	6-226	4-125
Average Yards Per Punt	37.7	31.2
Net Yards Per Punt	34.3	29.5
Inside 20	3	0
50+ Yards	0	0
Touchbacks	1	0
Fair Catch	3	2
KICKOFFS-YARDS	4-260	5-319
Average Yards Per Kickoff	65.0	63.8
Net Yards Per Kickoff	37.0	41.0
Touchbacks	3	3
Punt returns: Number-Yards-TD	1-7-0	0-0-0
Average per return	7.0	--
Kickoff returns: Number-Yards-TD	2-39-0	1-37-0
Average per return	19.5	37.0
Interceptions: Number-Yards-TD	0-0-0	0-0-0
Fumble Returns: Number-Yards-TD	0-0-0	0-0-0
Miscellaneous Yards	0	0
POSSESSION TIME	25:48	34:12
1st Quarter	5:13	9:47
2nd Quarter	7:15	7:45
3rd Quarter	6:57	8:03
4th Quarter	6:23	8:37
Third-Down Conversions	2 of 11	8 of 14
Fourth-Down Conversions	1 of 1	0 of 0
Red-Zone Scores-Chances	2-2	2-2
Sacks By: Number-Yards	3-9	1-10
PAT Kicks	1-1	2-2
Field Goals	2-2	2-2
Points off turnovers	0	0

2021 Game Summaries

Game 7
No. 21 South Dakota 34, No. 16 UNI 21
Oct. 16 (Cedar Falls, Iowa / UNI-Dome / 7,202)

CEDAR FALLS, Iowa – The No. 21 ranked South Dakota football team capitalized on No. 16/17 Northern Iowa’s miscues in earning its first win inside the UNI-Dome since 2013 with Saturday’s 34-21 Missouri Valley Football Conference victory.

The Coyotes, getting off to a hot start in the first half, scored points off two Panthers turnovers while also capitalizing on a blocked punt from its special teams and turning that into seven points.

The Coyotes rushed 51 times for 161 yards and two touchdowns behind the 1-2 tandem of Travis Theis, who surpassed 100 yards for the second straight game, and Nate Thomas.

The initial scoring started because of a strong play from the South Dakota special teams in the first quarter. Caleb Vander Esch got his hands on a punt inside the UNI 20-yard line and the subsequent recovery and return from Jailen Holman set up the Coyotes with a first-and-10 at the UNI 13-yard line.

Carson Camp found Carter Bell for the five-yard touchdown reception on third down as South Dakota to a 7-0 lead.

Jack Cochrane, who had two interceptions in the game, had his first on the very next Northern Iowa offensive play and his 22-yard return set up Theis for a four-yard touchdown run to give the visitors a 14-0 lead.

Camp, found tight end JJ Galbreath for a nine-yard score late in the second quarter. Galbreath, a freshman, caught his first pass of the season and first touchdown of his collegiate career to give South Dakota a 21-0 lead.

The Coyotes made it 24-0 at halftime, getting another turnover from their defense, which led to a 31-yard field goal from Mason Lober as time expired.

SCORE BY PERIODS	1	2	3	4	F
South Dakota (5-2, 3-1)	14	10	10	0	34
UNI (3-3, 1-2)	0	0	14	7	21

SCORING SUMMARY

Q	Time	Play	V-H
1	1:11	SD: Bell 5-yd pass from Camp 3 plays, 23 yards, 1:08	7-0
	0:00	SD: Theis 4-yd run 4 plays, 20 yards, 0:57	14-0
2	3:57	SD: Galbreath 9-yd pass from Camp 5 plays, 42 yards, 2:15	21-0
	0:00	SD: Lorber 31-yd FG 4 plays, 1 yard, 1:24	24-0
3	14:15	UNI: McShane 62-yd run 3 plays, 75 yards, 0:45	24-7
	10:35	UNI: 28-yd pass from Day 6 plays, 66 yards, 2:05	24-14
	7:39	SD: Lorber 45-yd FG 9 plays, 47 yards, 2:567	27-14
	1:12	SD: Thomas 2-yd run 10 plays, 72 yards, 5:30	34-14
4	3:37	UNI: Morancy 20-yd pass from Day 8 plays, 80 yards, 2:18	34-21

INDIVIDUAL LEADERS

Rushing (Att.-Yds.-TD): SD: Theis (29-113-1), Thomas (14-59-1); UNI: McShane (4-65-1), Shaw (6-27-0)

Passing: (C-A-TD-I-Yds): SD: Camp (16-21-153-2-0-153); UNI: Day (24-35-2-2-303)

Receiving: (Rec.-Yds.-TD): SD: Goehring (3-41-0), Vander Esch (5-31-0), Case (1-25-0); UNI: Hampton (9-108-0), McShane (7-82-0), Morancy (3-39-1)

TEAM STATISTICS

	USD	UNI
FIRST DOWNS	18	19
Rushing	8	3
Passing	9	16
Penalty	1	0
NET YARDS RUSHING	161	90
Rushing Attempts	51	24
Average Per Rush	3.2	3.8
Yards Gained Rushing	198	127
Yards Lost Rushing	37	37
NET YARDS PASSING	153	303
Completions-Attempts-Int	16-21-0	24-35-2
Average Per Attempt	7.3	8.7
Average Per Completion	9.6	12.6
TOTAL OFFENSE YARDS	314	393
Total offensive plays	72	59
Average gain per play	4.4	6.7
Fumbles: Number-Lost	1-1	1-1
Penalties: Number-Yards	4-36	6-54
PUNTS-YARDS	6-262	6-207
Average Yards Per Punt	43.7	34.5
Net Yards Per Punt	39.8	32.3
Inside 20	3	1
50+ Yards	1	0
Touchbacks	1	0
Fair Catch	2	4
KICKOFFS-YARDS	6-390	3-155
Average Yards Per Kickoff	65.0	51.7
Net Yards Per Kickoff	40.0	43.3
Touchbacks	6	1
Punt returns: Number-Yards-TD	1-13-0	1-3-0
Average per return	13.0	3.0
Kickoff returns: Number-Yards-TD	0-0-0	0-0-0
Average per return	--	--
Interceptions: Number-Yards-TD	2-23-0	0-0-0
Fumble Returns: Number-Yards-TD	1-65-0	0-0-0
Miscellaneous Yards	0	0
POSSESSION TIME	36:01	23:59
1st Quarter	8:36	6:24
2nd Quarter	7:14	7:46
3rd Quarter	10:01	4:59
4th Quarter	10:10	4:50
Third-Down Conversions	6 of 15	2 of 10
Fourth-Down Conversions	0 of 1	0 of 1
Red-Zone Scores-Chances	5-5	1-2
Touchdowns	4-5	1-2
Field Goals	1-5	0-2
Sacks By: Number-Yards	5-33	3-26
PAT Kicks	4-4	3-3
Field Goals	2-2	0-0
Points off turnovers	10	0

2021 Game Summaries

Game 8
Illinois State 20, No. 15 South Dakota 14
Oct. 23 (Vermillion, S.D. / DakotaDome / 5,415)

VERMILLION, S.D. – South Dakota lost its quarterback in the first half and didn't recover in suffering a 20-14 setback inside the DakotaDome.

Carson Camp, the Coyotes starting quarterback, left the game after taking a nasty hit in the second quarter and didn't return to the contest. Cole Stenstrom, a redshirt freshman, came on in relief of Camp and nearly led a final drive comeback.

South Dakota trailed 20-7 in the fourth quarter before cutting the lead to six on a Travis Theis five-yard touchdown run.

The Coyote defense got a stop and gave the ball back to the offense with just under seven minutes left.

Stenstrom hit Brett Samson on the first play of the drive for a big gain up to midfield and South Dakota would eventually drive to the Illinois State nine-yard line.

However, just like earlier in the season against Missouri State, the Coyotes failed to convert with a first-and-goal situation as a fourth down run from Stenstrom was stopped short of the goal line.

South Dakota, thanks to its defense who came up with another stop, had one last opportunity with a minute 40 to go and the ball at midfield. Stenstrom, though, was picked off as Illinois State would seal a big road win.

SCORE BY PERIODS	1	2	3	4	F
Illinois State (3-4, 1-3)	3	10	7	0	20
South Dakota (5-3, 3-2)	0	7	0	7	14

SCORING SUMMARY

Q	Time	Play	V-H
1	4:38	ILST: 47-yd FG 15 plays, 61 yards, 7:40	3-0
2	13:22	ILST: Mueller 69-yd run 1 play, 69 yards, 0:11	10-0
	2:22	SD: Samson 7-yd pass from Stenstrom 7 plays, 51 yards, 3:40	10-7
	0:00	ILST: Bresnahan 42-yd FG 9 plays, 50 yards, 2:22	13-7
3	10:11	SD: Wilhoit 22-yd INT return	20-7
4	11:28	SD: Theis 5-yd run 10 plays, 54 yards, 2:39	20-14

INDIVIDUAL LEADERS

Rushing (Att.-Yds.-TD): SD: Theis (17-72-1), Stenstrom (7-37-0), Thomas (7-24-0); ILST: Mueller (25-178-1)

Passing: (C-A-TD-I-Yds): SD: Stenstrom (11-24-1-2-124), Camp (3-5-0-0-20); ILST: Jefferson (14-19-0-0-84)

Receiving: (Rec.-Yds.-TD): SD: Samson (3-68-1), Vander Esch (3-30-0), Case (2-18-0); ILST: Nagel (2-23-0), Deming (3-21-0), Rutkiewicz (2-21-0)

TEAM STATISTICS

	ILST	USD
FIRST DOWNS	13	15
Rushing	8	7
Passing	4	6
Penalty	1	2
NET YARDS RUSHING	161	122
Rushing Attempts	39	36
Average Per Rush	4.1	3.4
Yards Gained Rushing	215	156
Yards Lost Rushing	54	34
NET YARDS PASSING	84	144
Completions-Attempts-Int	14-19-0	14-29-2
Average Per Attempt	4.4	5.0
Average Per Completion	6.0	10.3
TOTAL OFFENSE YARDS	245	266
Total offensive plays	58	65
Average gain per play	4.2	4.1
Fumbles: Number-Lost	2-0	3-1
Penalties: Number-Yards	8-65	3-30
PUNTS-YARDS	8-361	7-303
Average Yards Per Punt	45.1	43.3
Net Yards Per Punt	44.5	43.3
Inside 20	2	5
50+ Yards	4	1
Touchbacks	0	0
Fair Catch	3	7
KICKOFFS-YARDS	4-204	3-195
Average Yards Per Kickoff	51.0	65.0
Net Yards Per Kickoff	39.0	40.0
Touchbacks	0	3
Punt returns: Number-Yards-TD	0-0-0	3-5-0
Average per return	--	1.7
Kickoff returns: Number-Yards-TD	0-0-0	2-48-0
Average per return	--	24.0
Interceptions: Number-Yards-TD	2-23-1	0-0-0
Fumble Returns: Number-Yards-TD	1-2-0	0-0-0
Miscellaneous Yards	0	0
POSSESSION TIME	32:07	27:53
1st Quarter	9:20	5:40
2nd Quarter	6:03	8:57
3rd Quarter	9:12	5:48
4th Quarter	7:32	7:28
Third-Down Conversions	3 of 13	7 of 16
Fourth-Down Conversions	0 of 0	1 of 2
Red-Zone Scores-Chances	1-2	2-3
Sacks By: Number-Yards	1-1	4-26
PAT Kicks	2-2	2-2
Field Goals	2-3	0-0
Points off turnovers	7	0

2021 Game Summaries

Game 9
No. 21 South Dakota 42, Western Illinois 21
Nov. 6 (Macomb, Ill. / Hanson Field / 1,972)

MACOMB, Ill.—Carter Bell caught two long touchdowns, Nate Thomas ran for 110 yards and the South Dakota defense handled Western Illinois' passing game en route to a 42-21 Coyote victory at Hanson Field.

It is the fourth win in five games for No. 21/23 South Dakota (6-3, 4-2 MVFC), who heads home for a rivalry matchup with No. 12/9 South Dakota State next Saturday inside the DakotaDome. Western Illinois was fresh off an upset of Illinois State last week, but fell to 2-8 overall and 2-5 in Valley play.

Bell caught touchdown passes of 91 and 60 yards, the former to start the scoring in the middle of the first quarter and the latter to tie the game at 14-14 five minutes into the second quarter. He caught five passes for a career-high 182 yards – all in the first half – and leads the team with five touchdown catches this season.

South Dakota reached the end zone on three consecutive possessions in the second quarter and took a 28-14 lead into halftime. It stayed that way until Thomas barreled in from 4 yards out on the third play of the fourth quarter to make it 35-14. Western Illinois gambled and lost on 4th-and-1 from its own 14 with less than eight minutes left. That led to a 10-yard touchdown run by USD backup quarterback Johnathan Lewis that made it 42-14.

On the other side of the ball, the Coyote defense intercepted Connor Sampson twice and sacked him five times. Western Illinois had a 14-7 lead in the second quarter and forced a 3-and-out to quickly get the ball back. The Leathernecks got out to near midfield when Coyote linebacker Jack Cochrane made a diving catch to undercut a Sampson throw for the first turnover of the game. A slant to Bell 60 yards the other way on the first play after the interception tied the game at 14-14.

SCORE BY PERIODS	1	2	3	4	F
South Dakota (6-3, 4-2)	7	21	0	14	42
Western Illinois (2-8, 2-5)	7	7	0	7	21

SCORING SUMMARY

Q	Time	Play	V-H
1	7:55	SD: Bell 91-yd pass from Camp	V-H
		3 plays, 99 yards, 1:17	7-0
		4:46	WIU: Wanza 2-yd run
2	12:57	WIU: Tate 5-yd pass from Sampson	7-7
		8 plays, 46 yards, 3:15	7-14
		10:19	SD: Bell 60-yd pass from Camp
3	3:25	SD: Mansaray 5-yd run	14-14
		10 plays, 78 yards, 4:15	21-14
		0:07	SD: Camp 1-yd run
4	14:19	SD: Thomas 4-yd run	35-14
		4 plays, 85 yards, 1:09	42-14
		6:23	SD: Lewis 10-yd run
2:09	2:09	WI: Choquette 21-yd pass from Sampson	42-21
		3 plays, 28 yards, 0:35	42-21

INDIVIDUAL LEADERS

Rushing (Att.-Yds.-TD): SD: Thomas (11-110-1), Theis (9-43-0), Mansaray (7-39-1); WIU: Wanza (16-70-1), Daniels (1-8-0)

Passing (C-A-TD-I-Yds): SD: Camp (13-21-2-0-246); WIU: Sampson (29-51-2-2-362)

Receiving (Rec.-Yds.-TD): SD: Bell (5-182-2), Theis (2-23-0), Thomas (2-22-0); WIU: Tate (7-115-1), Choquette (7-86-1), Houston (9-81-0)

TEAM STATISTICS

	USD	WIU
FIRST DOWNS	18	21
Rushing	10	2
Passing	7	18
Penalty	1	1
NET YARDS RUSHING	220	70
Rushing Attempts	44	31
Average Per Rush	5.0	2.3
Yards Gained Rushing	255	102
Yards Lost Rushing	35	32
NET YARDS PASSING	259	402
Completions-Attempts-Int	14-23-0	30-52-2
Average Per Attempt	11.3	7.7
Average Per Completion	18.5	13.4
TOTAL OFFENSE YARDS	479	472
Total offensive plays	67	83
Average gain per play	7.1	5.7
Fumbles: Number-Lost	2-1	1-0
Penalties: Number-Yards	5-32	3-35
PUNTS-YARDS	9-357	8-346
Average Yards Per Punt	39.7	43.2
Net Yards Per Punt	39.0	41.9
Inside 20	6	3
50+ Yards	1	1
Touchbacks	0	0
Fair Catch	1	4
KICKOFFS-YARDS	7-380	3-137
Average Yards Per Kickoff	54.3	45.7
Net Yards Per Kickoff	40.0	37.3
Touchbacks	4	1
Punt returns: Number-Yards-TD	1-11-0	5-6-0
Average per return	11.0	1.2
Kickoff returns: Number-Yards-TD	0-0-0	0-0-0
Average per return	--	--
Interceptions: Number-Yards-TD	2-6-0	0-0-0
Fumble Returns: Number-Yards-TD	0-0-0	0-0-0
Miscellaneous Yards	0	0
POSSESSION TIME	27:38	32:22
1st Quarter	6:14	8:46
2nd Quarter	8:11	6:49
3rd Quarter	5:10	9:50
4th Quarter	8:03	6:57
Third-Down Conversions	4 of 14	6 of 17
Fourth-Down Conversions	1 of 1	0 of 2
Red-Zone Scores-Chances	4-4	2-4
Touchdowns	4-4	2-4
Field Goals	0-4	0-4
Sacks By: Number-Yards	5-29	2-18
PAT Kicks	6-6	3-3
Field Goals	0-0	0-0
Points off turnovers	7	7

2021 Game Summaries

Game 10
No. 17 South Dakota 17, No. 7 South Dakota State 7
Nov. 13 (Vermillion, S.D. / DakotaDome / 9,068)

VERMILLION, S.D.—Hail South Dakota!

Coyote quarterback Carson Camp threw a 57-yard prayer that was answered by Jeremiah Webb in the end zone on the final play of South Dakota's improbable 23-20 win against rival and No. 7/4 South Dakota State inside the DakotaDome.

Leading 20-17, the Jackrabbits threw incomplete on 4th-and-1 with eight seconds left one play prior that, following an official review, left one second on the clock. Camp, facing a three-man rush, made one defender miss and gave enough time for Webb and company to reach the end zone. Camp's heave was batted into the air before Webb secured it for the winning score that sent a sellout crowd into a frenzy.

It was Webb's first collegiate touchdown. Earning more playing time due to last week's injury to Kody Case, Webb caught five passes for 153 yards. The third-year freshman from Chicago entered the game with three career catches for 32 yards.

"The ball went up, it bounced off a couple of defender's hands. I seen it the whole way and happened to grab it out of the air," said Webb.

"We practice it all the time," joked Camp. "We talked about it on the sideline that we're going to go Hail Mary here, try to get it to the end zone. Carson stay alive. That's all we had to do. Heckuva play by J. Webb. Heckuva play by all the dudes over there. I saw the ball bouncing around. I didn't see who caught it, but it worked well."

SCORE BY PERIODS	1	2	3	4	F
South Dakota State (7-3, 4-3)	3	7	3	7	20
South Dakota (7-3, 5-2)	0	7	7	9	23

SCORING SUMMARY

Q	Time	Play	V-H
1	10:55	SDSU: Frahm 37-yd FG 7 plays, 25 yards, 3:57	3-0
2	12:49	SDSU: Heins 6-yd pass from Oladokun 9 plays, 77 yards, 3:55	10-0
	1:16	SD: Vander Esch 18-yd pass from Camp 9 plays, 51 yards, 2:33	10-7
3	8:03	SDSU: Frahm 37-yd FG 13 plays, 55 yards, 6:57	13-7
	4:45	SD: Thomas 13-yd run 8 plays, 75 yards, 3:18	13-14
4	12:34	SD: Lorber 37-yd FG 9 plays, 78 yards, 3:58	13-17
	6:10	SDSU: Strong 4-yd run 13 plays, 75 yards, 6:24	20-17
	0:00	SD: Webb 57-yd pass from Camp 1 play, 57 yards, 0:01	20-23

INDIVIDUAL LEADERS

Rushing (Att.-Yds.-TD): SD: Thomas (16-90-1), Theis (17-45-0); SDSU: Strong (28-103-1), Oladokun (2-18-0), Voss (2-5-0)

Passing: (C-A-TD-I-Yds): SD: Camp (19-27-2-1-288); SDSU: Oladokun (22-30-1-2-220)

Receiving: (Rec.-Yds.-TD): SD: Webb (6-153-1), Vander Esch (5-59-1), Janke, Jaxon (7-105-0), Janke, Jadon (5-62-0), Heins (3-22-1)

TEAM STATISTICS

	SDSU	USD
FIRST DOWNS	18	24
Rushing	6	9
Passing	11	12
Penalty	1	3
NET YARDS RUSHING	128	134
Rushing Attempts	33	38
Average Per Rush	3.9	3.5
Yards Gained Rushing	133	156
Yards Lost Rushing	5	22
NET YARDS PASSING	220	288
Completions-Attempts-Int	22-30-2	19-28-1
Average Per Attempt	7.3	10.3
Average Per Completion	10.0	15.2
TOTAL OFFENSE YARDS	348	422
Total offensive plays	63	66
Average gain per play	5.5	6.4
Fumbles: Number-Lost	3-0	0-0
Penalties: Number-Yards	9-84	8-76
PUNTS-YARDS	2-84	1-49
Average Yards Per Punt	42.0	49.0
Net Yards Per Punt	42.0	49.0
Inside 20	1	0
50+ Yards	0	0
Touchbacks	0	0
Fair Catch	1	1
KICKOFFS-YARDS	5-324	4-231
Average Yards Per Kickoff	64.8	57.8
Net Yards Per Kickoff	42.2	38.0
Touchbacks	2	2
Punt returns: Number-Yards-TD	0-0-0	0-0-0
Average per return	--	--
Kickoff returns: Number-Yards-TD	1-29-0	3-63-0
Average per return	29.0	21.0
Interceptions: Number-Yards-TD	1-0-0	2-13-0
Fumble Returns: Number-Yards-TD	0-0-0	0-0-0
Miscellaneous Yards	0	0
POSSESSION TIME	32:03	27:57
1st Quarter	7:47	7:13
2nd Quarter	5:44	9:16
3rd Quarter	10:10	4:50
4th Quarter	8:22	6:38
Third-Down Conversions	5 of 14	5 of 11
Fourth-Down Conversions	2 of 3	1 of 2
Red-Zone Scores-Chances	4-4	3-5
Sacks By: Number-Yards	2-17	0-0
PAT Kicks	2-2	2-2
Field Goals	2-2	1-3
Points off turnovers	3	7

2021 Game Summaries

Game 11
No. 4 North Dakota State 52, No. 16 South Dakota 24
Nov. 20 (Fargo, N.D. / Fargodome / 16,252)

FARGO, N.D.—North Dakota State burst out to a 28-0 lead and rolled up 522 yards of offense in a 52-24 win against No. 16 South Dakota.

The Coyotes were competing for a share of their first Valley championship in one of five matchups of top-25 teams on the final day of the regular season. The fourth-ranked Bison had already secured the Valley's automatic bid.

The Bison outgained the Coyotes 303-97 on the ground and 522-293 overall. Jalen Bussey ran five times for 62 yards and a touchdown to lead a bevy of Bison backs. TaMerik Williams added 60 yards on 12 rushes and scored twice. Nine different Bison backs contributed to the final tally.

South Dakota quarterback Carson Camp completed 21-of-27 passes for 196 yards and two touchdowns. He threw a 40-yard touchdown pass to Mike Mansaray in the third quarter and completed a 12-yard shovel pass to J.J. Galbreath for a score in the fourth. Nate Thomas ran 10 times for 62 yards in the opening half, but carried twice for minus-2 yards in the second.

Carter Bell became the first South Dakota player to return a punt for a touchdown since Stefan Logan in 2006. His 47-yard strike cut NDSU's 28-3 halftime lead to 28-10 early in the third quarter. The Coyotes have also returned a kickoff for a touchdown this season, something they hadn't done since 2008.

SCORE BY PERIODS	1	2	3	4	F
South Dakota (7-4, 5-3)	0	3	14	7	24
North Dakota St (10-1, 7-1)	21	7	10	14	52

SCORING SUMMARY

Q	Time	Play	V-H
1	6:46	NDSU: Williams 1-yd run 12 plays, 62 yards, 5:37	0-7
	5:17	NDSU: Sproles 75-yd pass from Miller 1 play, 75 yards, 0:12	0-14
	0:18	NDSU: Miller 8-yd run 6 plays, 49 yards, 3:06	0-21
2	12:00	NDSU: Watson 43-yd run 1 play, 43 yards, 0:011	0-28
	6:20	SD: Lorber 25-yd FG 11 plays, 71 yards, 5:35	3-28
3	12:42	SD: Bell 47-yd punt return 10-28	10-28
	10:01	NDSU: Reinholz 30-yd FG 7 plays, 36 yards, 2:34	10-31
	4:05	NDSU: Williams 8-yd run 9 plays, 55 yadrs, 4:08	10-38
	3:15	Mansaray 40-yd pass from Camp 4 plays, 75 yards, 0:50	17-38
4	14:26	NDSU: Bussey 20-yd run 7 plays, 65 yards, 3:49	17-45
	10:48	NDSU: Johnson 2-yd run 7 plays, 31 yards, 3:32	17-52
	5:28	SD: Galbreath 8-yd pass from Camp 13 plays, 75 yards, 5:20	24-52

INDIVIDUAL LEADERS

Rushing (Att.-Yds.-TD): SD: Thomas (12-60-0), Camp (9-21-0); NDSU: Bussey (5-62-1), Williams (12-60-2), Johnson (13-55-1)

Passing (C-A-TD-I-Yds): SD: Camp (21-27-2-1-196); NDSU: Miller (19-23-1-0-219)

Receiving (Rec.-Yds.-TD): SD: Webb (3-54-0), Mansaray (2-49-1), Bell (5-43-0); NDSU: Sproles (2-87-1), Watson (6-61-0)

TEAM STATISTICS

	USD	NDSU
FIRST DOWNS	15	27
Rushing	5	16
Passing	8	11
Penalty	2	0
NET YARDS RUSHING	97	303
Rushing Attempts	27	47
Average Per Rush	3.6	6.4
Yards Gained Rushing	119	334
Yards Lost Rushing	22	31
NET YARDS PASSING	196	219
Completions-Attempts-Int	21-27-1	19-23-0
Average Per Attempt	7.3	9.5
Average Per Completion	9.3	11.5
TOTAL OFFENSE YARDS	293	522
Total offensive plays	54	70
Average gain per play	5.4	7.5
Fumbles: Number-Lost	2-1	2-1
Penalties: Number-Yards	5-36	6-62
PUNTS-YARDS	4-187	1-42
Average Yards Per Punt	46.8	42.0
Net Yards Per Punt	33.5	-5.0
Inside 20	0	0
50+ Yards	0	0
Touchbacks	0	0
Fair Catch	1	0
KICKOFFS-YARDS	5-258	9-518
Average Yards Per Kickoff	51.6	57.6
Net Yards Per Kickoff	35.0	40.2
Touchbacks	0	4
Punt returns: Number-Yards-TD	1-47-1	2-53-0
Average per return	47.0	26.5
Kickoff returns: Number-Yards-TD	3-56-0	3-83-0
Average per return	18.7	27.7
Interceptions: Number-Yards-TD	0-0-0	1-2-0
Fumble Returns: Number-Yards-TD	1-17-0	0-0-0
Miscellaneous Yards	0	0
POSSESSION TIME	24:01	35:59
1st Quarter	6:05	8:55
2nd Quarter	9:52	5:08
3rd Quarter	2:38	12:22
4th Quarter	5:26	9:34
Third-Down Conversions	4 of 12	6 of 11
Fourth-Down Conversions	0 of 1	2 of 2
Red-Zone Scores-Chances	2-2	6-7
Touchdowns	1-2	5-7
Field Goals	1-2	1-7
Sacks By: Number-Yards	1-11	3-20
PAT Kicks	3-3	7-7
Field Goals	1-1	1-1
Points off turnovers	0	14

2021 Game Summaries

Game 12
No. 23 Southern Illinois 22, No. 20 South Dakota 10
Nov. 27 (Vermillion, S.D. / DakotaDome / 3,597)

VERMILLION, S.D.—Southern Illinois stymied South Dakota's offense and put just enough points on the board to earn a 22-10 win inside the DakotaDome in a first-round, NCAA playoff game.

Southern Illinois, 8-4, advances to face No. 2 North Dakota State (10-1) next Saturday in Fargo, North Dakota. Those two teams, despite competing in the Valley, did not face each other during the regular season. South Dakota, hosting its first NCAA playoff game in 35 years, saw its season end with a 7-5 mark.

Avante Cox caught 10 passes for 148 yards and a touchdown to lead the Salukis. The play of the game was the 48-yard bomb he caught on the second play of an SIU series that began with 8:50 remaining after the Coyotes had cut the lead to 16-10. Romeir Elliott ran in from 5 yards out four plays later for the final score of the game.

Two of South Dakota's four turnovers – Southern Illinois didn't commit any – came after Elliott's final score, but miscues throughout the game were costly to South Dakota.

The first came on the fourth play from scrimmage when Qua Brown made the first of his two interceptions on a Carson Camp overthrow in Saluki territory. Southern Illinois marched 30 yards the other way and capitalized with a 50-yard Nico Gualdoni field goal on its first possession.

The most costly error came early in the second quarter. The Coyote defense, on the field for much of the first half, stopped a 3rd-and-8 play from the USD 24. But South Dakota roughed the holder on the ensuing field goal attempt. SIU took its three points and turned them into seven two plays later when a blown coverage left Cox all by himself in the end zone for a 4-yard score and a 10-0 lead.

Despite its struggles offensively, South Dakota trailed just 13-0 at the half. But the plays and time of possession were lopsided. After Southern Illinois' first possession of the second half, it had run 58 plays for 253 yards. South Dakota had run 19 plays for 66 yards.

SCORE BY PERIODS	1	2	3	4	F
Southern Illinois (8-4)	3	10	3	6	22
South Dakota (7-5)	0	0	3	7	10

SCORING SUMMARY

Q	Time	Play	V-H
1	8:01	SIU: Gualdoni 50-yd FG 14 plays, 30 yards, 5:47	3-0
2	8:04	SIU: Cox 4-yd pass from Baker 15 plays, 85 yards, 6:49	10-0
	0:00	SIU: Gualdoni, 26-yd FG 16 plays, 83 yards, 5:46	13-0
3	7:55	SD: Lorber 21-yd FG 11 plays, 88 yards, 4:15	13-3
	5:27	SIU: Gualdoni 41-yd FG 5 plays, 51 yards, 2:28	16-3
4	8:50	SD: Theis 2-yd run 13 plays, 87 yards, 4:57	16-10
	6:16	SIU: Elliott 5-yd run 6 plays, 75 yards, 2:34	22-10

INDIVIDUAL LEADERS

Rushing (Att.-Yds.-TD): SD: Thomas (12-62-0), Theis (7-24-1), Camp (9-13-0); SIU: Elliott (17-68-1), Williams (10-47-0), Spencer (6-31-0)

Passing: (C-A-TD-I-Yds): SD: Camp (19-31-0-3-202); SIU: Baker (21-30-1-0-210), Williams (1-2-0-0-23)

Receiving: (Rec.-Yds.-TD): SD: Vander Esch (3-51-0), Samson (4-49-0), McQuitty (3-44-0); SIU: Cox (10-148-1), Hartrup (5-40-0), Lenoir (3-25-0)

TEAM STATISTICS

	SIU	USD
FIRST DOWNS	22	20
Rushing	13	6
Passing	8	11
Penalty	1	3
NET YARDS RUSHING	174	111
Rushing Attempts	48	30
Average Per Rush	3.6	3.7
Yards Gained Rushing	199	146
Yards Lost Rushing	25	35
NET YARDS PASSING	233	236
Completions-Attempts-Int	22-32-0	21-33-3
Average Per Attempt	7.3	7.2
Average Per Completion	10.6	11.2
TOTAL OFFENSE YARDS	407	347
Total offensive plays	80	63
Average gain per play	5.1	5.5
Fumbles: Number-Lost	0-0	1-1
Penalties: Number-Yards	6-62	6-39
PUNTS-YARDS	6-238	4-192
Average Yards Per Punt	39.7	48.0
Net Yards Per Punt	37.0	48.0
Inside 20	4	2
50+ Yards	0	1
Touchbacks	0	0
Fair Catch	2	3
KICKOFFS-YARDS	5-318	3-195
Average Yards Per Kickoff	63.6	65.0
Net Yards Per Kickoff	37.0	40.0
Touchbacks	3	3
Punt returns: Number-Yards-TD	0-0-0	2-16-0
Average per return	--	8.0
Kickoff returns: Number-Yards-TD	0-0-0	2-58-0
Average per return	--	29.0
Interceptions: Number-Yards-TD	3-53-0	0-0-0
Fumble Returns: Number-Yards-TD	1-7-0	0-0-0
Miscellaneous Yards	0	0
POSSESSION TIME	35:23	24:37
1st Quarter	8:48	6:12
2nd Quarter	12:35	2:25
3rd Quarter	7:34	7:26
4th Quarter	6:26	8:34
Third-Down Conversions	7 of 18	3 of 11
Fourth-Down Conversions	2 of 2	0 of 0
Red-Zone Scores-Chances	3-3	2-3
Sacks By: Number-Yards	4-31	2-16
PAT Kicks	1-1	1-1
Field Goals	3-3	1-1
Points off turnovers	3	0

The Missouri Valley Football Conference (1985-present)

Founded in 1985, the Missouri Valley Football Conference has shaped itself into the nation's premier NCAA FCS conference.

In 2021, for the first time in Conference history, six MVFC teams earned bids into the 24-team FCS playoff field. Only one other conference in NCAA history has received six bids in a single playoff (CAA in 2018). The MVFC had received as many as five bids four times previously.

League schools combined for eight wins in the 2021 tournament, capped by North Dakota State's championship game victory against Montana State. NDSU extended the MVFC's FCS-record to 11-straight title game appearances for the league. The CAA (5 in a row), OVC (4-straight) and SoCon (4 appearances in a row) are next on the list. Notably, the 2021 season marked the 16th title appearance for a league team. The league is 11-5 in title games, although Youngstown State (1991, 1992, 1993, 1994) and Southern Illinois (1983) both played in the championship prior to joining the league. All 16 of the league's title-game appearances have occurred since 1997.

The MVFC is 81-38 (.681) since 2010 in the playoffs -- which includes 15 intra-conference games (meaning the league is 66-23 against teams from other leagues for a phenomenal .776 winning percentage). Last season, MVFC teams combined to go 25-5 against non-conference FCS teams. All five losses were to ranked FCS teams, all of which made the 2021 playoff field.

The 2022 season will mark the eighth in an agreement with ESPN to distribute all league games on ESPN3 (or ESPN+), while the league has implemented other initiatives to promote its institutions, student-athletes, and coaches, including a weekly podcast series ("First and Goal"), and video segments that review ("Two-Minute Drill") and preview ("The Extra Point") each week's contests throughout the season.

There's not much that has eluded the MVFC in its first 37 seasons of competition. The league's first three and a half decades have included national championships, national players of the year, national coaches of the year, No. 1 national rankings, and countless All-Americans. League member North Dakota State earned five-straight national championships from 2011-15, three-straight from 2017-19, and the league also has NCAA titles in 1997 and 2002. The Bison are the defending national champs.

Strong coaching and great players have helped make the league a national force, but the stability and leadership of Commissioner Patty Viverito -- the only commissioner the league has ever known -- has helped make the MVFC a standard bearer on the FCS scene. Indeed, all signs point to continued national prominence for the MVFC as it enters its 38th season in 2022.

In June 2008, presidents of the nine-member Gateway Football Conference and the 10-member Missouri Valley Conference approved a rebranding initiative that changed the football conference name from the Gateway Football Conference to the MVFC. It represented the second name change for the football league. Initially, the conference competed as the Gateway Collegiate Athletic Conference (1985-91) and the Gateway Football Conference

(1992-2007).

Although the league shares the Missouri Valley name, the football-playing members compete under a separate administrative umbrella, as the Missouri Valley Conference and the MVFC remain separate entities.

The MVFC has an FCS-best 11 national championships (North Dakota State -- 2011, 2012, 2013, 2014, 2015, 2017, 2018, 2019 and 2021; Western Kentucky -- 2002; Youngstown State -- 1997), and league members Youngstown State (3) and Southern Illinois (1) own additional titles prior to their league membership, meaning 15 FCS championship trophies (of 44 total previous championships) are housed on league campuses, in addition to five (Youngstown State on three separate occasions, UNI in 2005, Illinois State in 2014 and South Dakota State in Spring 2021) runner-up finishes. Only five FCS leagues possess more than a single FCS championship trophy, and the MVFC is among that elite.

The MVFC success is not limited to the immediate past. During the decade of the 1990's, the league compiled a 34-19 mark in the FCS playoffs, bettered only by the Southern



Conference, whose members were 37-19 in that decade. From 2010-19, MVFC teams were 67-28, and only one other conference (the CAA at 44-39) had a winning record.

Team accomplishments have helped solidify the MVFC among the FCS elite, but individuals at the league's member institutions are the real source of pride within the conference. Thanks to great players and strong coaching, the MVFC has reached and will maintain its place among the FCS best. Since 1997, league teams have combined for an 117-65 record in playoff games. That includes 17 intra-conference matchups, meaning the league is 100-48 (.676) against teams from other leagues during that period.

In 1997, Youngstown State grabbed the crowned jewel for the conference, as the league had one of its most successful seasons. In addition to claiming the league's first national championship, the Penguins finished the year ranked No. 1, marking the first time a league member has held that spot in a season-ending poll. That year, Western Illinois was at No. 6, marking the first time the league ended the year with two teams ranked among the top six.

In 2002, Western Kentucky added to the

league's national championship trophy case with an FCS crown, while both WKU (No. 1) and Western Illinois (No. 5) finished among the nation's top five in the season-ending polls.

In 2003, four Valley Football teams represented the league in the 16-team NCAA playoffs, marking the first time any league has sent that many to the playoffs in the same year.

In 2005, UNI became the fourth league school to reach the FCS championship game since 1997, while Southern Illinois and Western Kentucky combined to hold the nation's No. 1 ranking in the top-25 polls for five weeks.

In 2006, Youngstown State won its second-straight league championship, and the Penguins were joined in the playoff field by Illinois State and Southern Illinois. That marked only the second time in league history the league had more than two teams qualify for the 16-team playoff field.

In 2008, six teams were nationally ranked in the same poll, marking the first time in league history that had happened. Those six teams were ranked for four-straight weeks. North Dakota State held the nation's No. 1 spot for its first two weeks as a conference member, while rookie coach Dale Lennon of Southern Illinois became just the third to win Coach of the Year honors in his first league season.

In 2011, North Dakota State won the national crown and finished the season atop the Top-25 rankings. UNI was No. 5 in the final FCS Coaches poll, and Illinois State was ranked No. 20 in The Sports Network poll. For ISU, it marked the first top-25 ranking in a season-ending poll since 2006. Six different league schools cracked into the Top 25 during the season.

In 2012 and 2013, North Dakota State repeated as national champions, becoming just the second team in FCS history to three-peat as national champions (only Appalachian State has previously accomplished this feat at the FCS level). The Bison went an unprecedented 15-0 and established an all-time FCS record with 33-straight victories before losing.

The 2014 playoffs ended again with a North Dakota State national championship, but Illinois State reached the title game, too, marking the first NCAA FCS championship game for the Redbirds. It was the first intra-conference matchup in the FCS title game since the NCAA began conducting one in 1978. The Bison narrowly edged the Redbirds, 29-27, in what was the only meeting between the co-champs in 2014 (they did not play one another in the regular season). The final national poll had five MVFC teams in it, and for the first time the league held the No. 1 (North Dakota State) and No. 2 (Illinois State) positions in the season-ending Sports Network rankings. During the 2014 season, the league demonstrated its superiority as eight different MVFC teams achieved a top-25 ranking. The league posted two wins against FBS programs and had a 30-2 non-conference record against FCS peers. And for the first time, the NCAA awarded the league five playoff teams.

In 2015, five league teams (Illinois State, North Dakota State, UNI, South Dakota State and Western Illinois) again represented the

conference in the FCS playoffs, and North Dakota State took home a fifth-straight title. The league wasn't short of individual national accomplishments as a total of 17 different players earned All-America honors. NDSU QB Carson Wentz, one of three players from the MVFC taken in the 2016 NFL Draft, became the highest-ever draft pick for the league, taken second overall by the Philadelphia Eagles.

The 2016 season featured four MVFC wins against FBS schools, including Illinois State's win at Northwestern, North Dakota State's win at No. 11 Iowa, Western Illinois' victory at Northern Illinois and UNI's triumph at Iowa State. NDSU's win over nationally ranked Iowa marked the fourth time an FCS school had beaten an AP Top-25 FBS program, and coupled with Illinois State's win against Northwestern, it gave the MVFC two wins against B1G opponents in the same season for the first time. The four FBS wins established a league mark. Youngstown State and North Dakota State both reached the semifinals of the FCS Championship, while the Penguins represented the league in the title game. Four MVFC teams earned playoff bids.

The 2017 and 2018 seasons featured two semifinal teams (South Dakota State and North Dakota State) and the same result in the title game – NDSU defeated James Madison in 2017 for the crown, and then bested No. 3 Eastern Washington in 2018. The Bison completed a perfect 15-0 season after being ranked No. 1 in every poll throughout the season.

In 2019, four league teams finished the season ranked in the Top 10, while North Dakota State went wire-to-wire as the nation's top team, capping its perfect 16-0 season with a 28-20 win against No. 2 James Madison in the title game. The 16-0 season marked the first in college football in the modern era and the first since Yale in 1894. In the process, NDSU extended its winning streak to an FCS-record 37-straight games. Other MVFC teams ranked in the final poll included UNI (5), Illinois State (7) and South Dakota State (10). Each represented the league in the NCAA playoffs.

In 2020-21, five MVFC teams were ranked in the Top 13 of the final Stats Perform Top 25 poll, led by SDSU's No. 2 ranking. The league had an FCS-best 16 student-athletes on the FCS Stats Perform All-America team, and the MVFC had what was then a league-record five players taken in the 2021 NFL Draft, highlighted by QB Trey Lance of NDSU, who was the third overall pick. Three schools shared the league title (Missouri State, North Dakota, and South Dakota State), marking just the second time in league history that the Conference had tri-champions. Southern Illinois, which snapped NDSU's FCS- and league-record 39-game winning streak, was making its first playoff appearance since 2009; Missouri State earned its first league title and first playoff appearance since 1990; UND reached the playoffs in its first year as an MVFC member; and NDSU and SDSU extended their streaks of consecutive playoff trips to 11 and nine-straight years, respectively. Due to the COVID-19 pandemic the 2020 season was moved to Spring 2021, and the championship bracket was limited to 16 total teams (with a remarkable five entrants from the MVFC).

The original Gateway Conference was

founded as a women's athletic organization in August 1982, following the dissolution of the Association of Intercollegiate Athletics for Women. In September of that year, Patty Viverito was named the first commissioner of the newly founded conference, a position she maintains today. Before moving to its permanent headquarters in St. Louis, the conference spent three organizational months on the campus of Eastern Illinois University.

In July of 1992, the 10-team conference disbanded as its women's programs realigned with their men's teams in their respective conferences. The league assumed its new name on July 1, 1992, becoming the Gateway Football Conference, an NCAA FCS football league comprised of seven Midwest institutions.

The Gateway Conference football division was born on August 21, 1985, when the Gateway Conference President's Council voted to add an FCS football division for six of its members to the previously all-women's athletics organization. Founding members of the football division were Eastern Illinois, Illinois State, UNI, Southern Illinois, Southwest Missouri State (now Missouri State), and Western Illinois. The creation of the football division marked the first time in college annals that football was added to a women's conference. In June of 1986, Indiana State became the seventh member of the conference.

In the 37 years of the football division, league membership has been stable -- with minimal fluctuations since 1986. Eastern Illinois left the league to join the Ohio Valley Conference in 1996, while Youngstown State joined the conference in 1997 to return league membership to its original seven-member status. League membership reached what was then an all-time high of eight members for the start of the 2001 season with the addition of Western Kentucky. The Hilltoppers left the league after six years to join the Sun Belt (FBS). North Dakota State and South Dakota State joined for the start of the 2008 season, giving the league nine members for the first time. And the league expanded to 10 members in 2012 after the University of South Dakota was admitted. The University of North Dakota joined the MVFC for the start of the 2020 campaign to expand league membership to 11 institutions. Murray State University will join the league for the start of the 2023 football campaign, bringing league membership to an all-time high of 12 schools.

The 10 founders of the original Gateway Collegiate Athletic Conference currently belong to four conferences. Seven members join their men's programs in the Missouri Valley: Bradley, Drake, Illinois State, Indiana State, Missouri State, UNI, and Southern Illinois. Eastern Illinois is now in the Ohio Valley Conference, Western Illinois competes in the Summit League, and Wichita State is in the American Athletic Conference.

Members of the MVFC (and initial year of membership) include Illinois State University (1985), Indiana State University (1986), Missouri State University (1985), the University of North Dakota (2020), North Dakota State University (2008), the University of Northern Iowa (1985), the University of South Dakota (2012), South Dakota State University (2008), Southern Illinois University (1985), Western Illinois University (1985), and Youngstown State University (1997).

Five MVFC members also compete in the Missouri Valley Conference (Illinois State, Indiana State, Missouri State, Northern Iowa, and Southern Illinois). Five league schools compete in the Summit League (North Dakota, North Dakota State, South Dakota, South Dakota State, and Western Illinois), while Youngstown State competes in the Horizon League for its other sports.

All-Time MVFC Champions

1985	UNI
1986	Eastern Illinois
1987	UNI
1988	Western Illinois
1989	Missouri State
1990	UNI*/Missouri State
1991	UNI
1992	UNI
1993	UNI
1994	UNI
1995	UNI*/Eastern Illinois
1996	UNI
1997	Western Illinois
1998	Western Illinois
1999	Illinois State
2000	Western Illinois
2001	UNI
2002	Western Illinois*/Western Kent.
2003	UNI*/Southern Illinois
2004	Southern Illinois
2005	UNI*/Southern Illinois/ Youngstown
2006	Youngstown State
2007	UNI
2008	Southern Illinois*/UNI
2009	Southern Illinois
2010	UNI
2011	North Dakota State*/UNI
2012	North Dakota State
2013	North Dakota State
2014	North Dakota State*/Illinois State
2015	North Dakota State*/Illinois State
2016	North Dakota State/SDSU*
2017	North Dakota State
2018	North Dakota State
2019	North Dakota State
2020	SDSU*/Missouri St/North Dakota
2021	North Dakota State

* Received automatic bid to the NCAA Playoffs

TOTAL TITLES

16 -	UNI
10 -	North Dakota State
5 -	Southern Illinois
5 -	Western Illinois
3 -	Illinois State
3 -	Missouri State
2 -	Youngstown State
2 -	Eastern Illinois
2 -	South Dakota State
1 -	Western Kentucky
1 -	North Dakota

2022 MVFC Opponents Schedules



Illinois State
 9.3 at Wisconsin
 9.10 Valparaiso
 9.17 Eastern Illinois
 10.1 Southern Illinois
 10.8 at UNI
10.15 South Dakota
 10.22 at Indiana St
 10.29 at North Dakota St
 11.5 Youngstown St
 11.12 at South Dakota St
 11.19 Western Illinois

Indiana State
 9.1 North Alabama
 9.10 at Purdue
 9.17 Montana
 10.1 at UNI
 10.8 North Dakota St
 10.15 at Youngstown St
 10.22 Illinois St
 10.29 at South Dakota St
 11.5 North Dakota
 11.12 at Western Illinois
 11.19 Missouri St

Missouri State
 9.1 at Central Ark.
 9.8 UT Martin
 9.17 at Arkansas
 9.24 South Dakota St
 10.1 at North Dakota
 10.8 Southern Illinois
 10.22 at UNI
 10.29 Western Illinois
11.5 at South Dakota
 11.12 Youngstown St
 11.19 at Indiana St

North Dakota
 9.3 at Nebraska
 9.10 UNI
 9.17 at Northern Ariz.
 9.24 at Southern Illinois
 10.1 Missouri St
 10.8 at Youngstown St
 10.22 South Dakota St
 10.29 Abilene Christian
 11.5 at Indiana St
11.12 South Dakota
 11.19 at North Dakota St

North Dakota State
 9.3 Drake
 9.10 N.C. A&T
 9.17 at Arizona
9.24 at South Dakota
 10.1 Youngstown St
 10.8 at Indiana St
 10.15 South Dakota St
 10.29 Illinois St
 11.5 at Western Illinois
 11.12 at Southern Illinois
 11.19 North Dakota

Bloomington, Ill.
 En: 20,878
 HC: Brock Spack

Terre Haute, Ind.
 En: 12,144
 HC: Curt Mallory

Springfield, Mo.
 En: 26,001
 HC: Bobby Petrino

Grand Forks, N.D.
 En: 13,615
 HC: Bubba Schweigert

Fargo, N.D.
 En: 12,846
 HC: Matt Entz



South Dakota State
 9.3 at Iowa
 9.10 UC Davis
 9.17 Butler
 9.24 at Missouri St
 10.1 Western Illinois
10.8 South Dakota
 10.15 at North Dakota St
 10.22 at North Dakota
 10.29 Indiana St
 11.5 at UNI
 11.12 Illinois St

Southern Illinois
 9.3 at Incarnate Word
 9.10 SE Missouri
 9.17 at Northwestern
 9.24 North Dakota
 10.1 at Illinois St
 10.8 at Missouri St
 10.15 Western Illinois
10.22 at South Dakota
 10.29 UNI
 11.12 North Dakota St
 11.19 at Youngstown St

Northern Iowa
 9.3 at Air Force
 9.10 at North Dakota
 9.17 Sacramento St
 9.24 at Western Illinois
 10.1 Indiana St
 10.8 Illinois St
 10.15 Utah Tech
 10.22 Missouri St
 10.29 at Southern Illinois
 11.5 South Dakota St
11.19 at South Dakota

Western Illinois
 9.1 at UT-Martin
 9.10 at Minnesota
 9.17 Southern Utah
 9.24 UNI
 10.1 at South Dakota St
 10.15 at Southern Illinois
 10.22 Youngstown St
 10.29 at Missouri St
 11.5 North Dakota St
 11.12 Indiana St
 11.19 at Illinois St

Youngstown State
 9.3 Duquesne
 9.10 Dayton
 9.17 at Kentucky
 10.1 at North Dakota St
 10.8 North Dakota
 10.15 Indiana St
 10.22 at Western Illinois
10.29 South Dakota
 11.5 at Illinois St
 11.12 at Missouri St
 11.19 Southern Illinois

Brookings, S.D.
 En: 11,405
 HC: John Stiegelmeier

Carbondale, Ill.
 En: 11,366
 HC: Nick Hill

Cedar Falls, Iowa
 En: 9,522
 HC: Mark Farley

Macomb, Ill.
 En: 7,490
 HC: Myers Hendrickson

Youngstown, Ohio
 En: 12,756
 HC: Doug Phillips

Week-By-Week Schedule (2022 Schedule)**Thursday, Sept. 1**

North Alabama at Indiana St, 5 p.m.
 Western Illinois at UT Martin, 6:30 p.m.
 Missouri St at Central Arkansas, 7 p.m.

Saturday, Sept. 3

South Dakota St at Iowa, 11 a.m.
 UNI at Air Force, Noon
 Drake at North Dakota St, 2:30 p.m.
 North Dakota at Nebraska St, 2:30 p.m.
 Duquesne at Youngstown St, 3 p.m.
 Southern Illinois at Incarnate Word, 6 p.m.
 Illinois St at Wisconsin, 6 p.m.
 South Dakota at Kansas St, 6 p.m.

Thursday, Sept. 8

UT Martin at Missouri St, 7 p.m.

Saturday, Sept. 10

Western Illinois at Minnesota, 11 a.m.
 South Dakota at Montana, 2:30 p.m.
 North Carolina A&T at North Dakota State, 2:30 p.m.
 *UNI at North Dakota, 3 p.m.
 Indiana St at Purdue, 3 p.m.
 Dayton at Youngstown St, 3 p.m.
 UC Davis at South Dakota St, 6 p.m.
 SE Missouri St at Southern Illinois, 6 p.m.
 Valparaiso at Illinois St, 6:30 p.m.

Saturday, Sept. 17

Youngstown St at Kentucky, 11 a.m.
 Southern Illinois at Northwestern, 11 a.m.
 Montana at Indiana St, Noon
 Cal Poly at South Dakota, 1 p.m.
 Southern Utah at Western Illinois, 3 p.m.
 North Dakota at Northern Arizona, 3 p.m.
 Sacramento St at UNI, 4 p.m.
 Missouri St at Arkansas, 6 p.m.
 Butler at South Dakota St, 6 p.m.
 Eastern Illinois at Illinois St, 6:30 p.m.
 North Dakota State at Arizona, 10 p.m.

Saturday, Sept. 24

*North Dakota St at South Dakota, 1 p.m.
 *South Dakota St at Missouri St, 2 p.m.
 *North Dakota at Southern Illinois, 2 p.m.
 *UNI at Western Illinois, 3 p.m.

Saturday, Oct. 1

*Missouri St at North Dakota, Noon
 *Youngstown St at North Dakota St, 1 p.m.
 *Western Illinois at South Dakota St, 2 p.m.
 *Indiana St at UNI, 4 p.m.
 *Southern Illinois at Illinois St, 6:30 p.m.

Saturday, Oct. 8

*North Dakota St at Indiana St, Noon
 *Southern Illinois at Missouri St, 2 p.m.
 *South Dakota at South Dakota St, 2 p.m.
 *Illinois St at UNI, 4 p.m.
 *North Dakota at Youngstown St, 5 p.m.

Saturday, Oct. 15

*Indiana St at Youngstown St, 1 p.m.
 *South Dakota at Illinois St, 2 p.m.
 *Western Illinois at Southern Illinois, 2 p.m.
 *South Dakota St at North Dakota St, 2:30 p.m.
 *Utah Tech at UNI, 4 p.m.

Saturday, Oct. 22

*Illinois St at Indiana St, Noon
 *Southern Illinois at South Dakota, 2 p.m.
 *Youngstown St at Western Illinois, 3 p.m.
 *South Dakota St at North Dakota, 3 p.m.
 *Missouri St at UNI, 4 p.m.

Saturday, Oct. 29

*UNI at Southern Illinois, Noon
 *South Dakota at Youngstown St, 1 p.m.
 *Western Illinois at Missouri St, 2 p.m.
 *Indiana St at South Dakota St, 2 p.m.
 *Illinois St at North Dakota St, 2:30 p.m.
 Abilene Christian at North Dakota, 3 p.m.

Saturday, Nov. 5

*North Dakota at Indiana St, Noon
 *Missouri St at South Dakota, 1 p.m.
 *North Dakota St at Western Illinois, 1 p.m.
 *Youngstown St at Illinois St, 2 p.m.
 *South Dakota St at UNI, 4 p.m.

Saturday, Nov. 12

*South Dakota at North Dakota, Noon
 *Indiana St at Western Illinois, 1 p.m.
 *North Dakota St at Southern Illinois, 1 p.m.
 *Illinois St at South Dakota St, 2 p.m.
 *Youngstown St at Missouri St, 2 p.m.

Saturday, Nov. 19

*Southern Illinois at Youngstown St, 11 a.m.
 *Western Illinois at Illinois St, Noon
 *Missouri St at Indiana St, Noon
 *UNI at South Dakota, 1 p.m.
 *North Dakota at North Dakota St, 2:30 p.m.

*denotes conference game

All times Central

Playoffs begin with opening-round games Nov. 26

2021 Final MVFC Team Statistics

SCORING OFFENSE	G	TD	FG	XP	2XP	DXP	Saf	Pts	Avg
Missouri State	12	50	46	1	0	21	0	411	34.2
North Dakota State	15	66	61	1	0	16	2	511	34.1
South Dakota State	15	64	67	0	1	17	0	504	33.6
Southern Illinois	13	44	44	2	0	18	0	366	28.2
South Dakota	12	41	39	0	13	0	0	324	27.0
Northern Iowa	12	34	33	0	0	20	1	299	24.9
Youngstown State	10	32	29	1	0	8	0	247	24.7
North Dakota	11	34	31	2	0	10	0	269	24.5
Western Illinois	11	35	32	1	0	8	0	268	24.4
Illinois State	11	26	25	0	0	7	0	202	18.4
Indiana State	11	22	19	1	0	6	2	175	15.9

SCORING DEFENSE	G	TD	FG	XP	2XP	DXP	Saf	Pts	Avg
North Dakota State	15	19	18	0	0	11	1	167	11.1
South Dakota State	15	31	33	0	0	13	1	260	17.3
Northern Iowa	12	22	21	0	0	21	0	216	18.0
North Dakota	11	27	26	1	0	11	0	223	20.3
South Dakota	12	30	29	0	13	0	0	248	20.7
Illinois State	11	32	29	2	0	7	0	246	22.4
Southern Illinois	13	38	40	0	0	10	0	298	22.9
Missouri State	12	40	31	2	0	13	0	314	26.2
Indiana State	11	42	39	0	0	13	0	330	30.0
Youngstown State	10	47	42	2	1	8	0	354	35.4
Western Illinois	11	56	55	0	0	12	0	427	38.8

TOTAL OFFENSE	G	Rush	Pass	Plays	Yds	Avg/P	TD	Yds/G
South Dakota State	15	3183	3434	957	6617	6.9	64	441.1
Missouri State	12	1832	3399	847	5231	6.2	45	435.9
North Dakota State	15	4209	2263	935	6472	6.9	65	431.5
Northern Illinois	13	2085	3330	918	5415	5.9	48	416.5
North Dakota	11	1793	2641	758	4434	5.8	33	403.1
South Dakota	12	2049	2479	811	4528	5.6	38	377.3
Northern Iowa	12	1686	2679	778	4365	5.6	32	363.8
Western Illinois	11	683	3310	760	3993	5.3	32	363.0
Youngstown State	10	2072	1339	668	3411	5.1	32	341.1
Indiana State	11	1228	1952	683	3180	4.7	20	289.1
Illinois State	11	1403	1373	619	2776	4.5	23	252.4

TOTAL DEFENSE	G	Rush	Pass	Plays	Yds	Avg/P	TD	Yds/G
North Dakota State	15	1314	2657	896	3971	4.4	18	264.7
Northern Iowa	12	1047	2619	826	3666	4.4	21	305.5
North Dakota	11	1554	2186	682	3740	5.5	27	340.0
South Dakota	12	1451	2676	785	4127	5.3	29	343.9
South Dakota State	15	1648	3615	1011	5263	5.2	37	350.9
Illinois State	11	1512	2353	761	3865	5.1	29	351.4
Southern Illinois	13	2332	2420	905	4752	5.3	39	365.5
Missouri State	12	1527	2925	805	4452	5.5	38	371.0
Indiana State	11	1950	2516	745	4466	6.0	40	406.0
Western Illinois	11	2307	2705	746	5012	6.7	54	455.6
Youngstown State	10	2215	2523	664	4738	7.1	47	473.8

RUSHING OFFENSE	G	Att	Yds	Avg	TD	Yds/G
North Dakota State	15	678	4209	6.2	45	280.6
South Dakota State	15	553	3183	5.8	33	212.2
Youngstown State	10	430	2072	4.8	21	207.2
South Dakota	12	497	2049	4.1	20	170.8
North Dakota	11	370	1793	4.8	14	163.0
Southern Illinois	13	479	2085	4.4	20	160.4
Missouri State	12	435	1832	4.2	23	152.7
Northern Iowa	12	433	1686	3.9	15	140.5
Illinois State	11	395	1403	3.6	14	127.5
Indiana State	11	346	1228	3.5	10	111.6
Western Illinois	11	278	683	2.5	9	62.1

RUSHING DEFENSE	G	Att	Yds	Avg	TD	Yds/G
Northern Iowa	12	415	1047	2.5	11	87.2
North Dakota State	15	459	1314	2.9	6	87.6
South Dakota State	15	506	1648	3.3	15	109.9
South Dakota	12	412	1451	3.5	13	120.9
Missouri State	12	406	1527	3.8	17	127.2
Illinois State	11	429	1512	3.5	14	137.5
North Dakota	11	386	1554	4.0	9	141.3
Indiana State	11	418	1950	4.7	17	177.3
Southern Illinois	13	538	2332	4.3	23	179.4
Western Illinois	11	427	2307	5.4	28	209.7
Youngstown State	10	345	2215	6.4	22	221.5

PASSING OFFENSE	G	Cmp	Att	Int	Pct.	Yds	Avg	TD	Yds/G
Western Illinois	11	482	315	14	65.4	3310	6.9	23	300.9
Missouri State	12	412	240	11	58.3	3399	8.2	22	283.2
Southern Illinois	13	439	271	12	61.7	3330	7.6	28	256.2
North Dakota	11	388	250	7	64.4	2641	6.8	19	240.1
South Dakota State	15	404	253	7	62.6	3434	8.5	31	228.9
Northern Iowa	12	345	187	15	54.2	2679	7.8	17	223.2
South Dakota	12	314	199	9	63.4	2479	7.9	18	206.6
Indiana State	11	337	196	11	58.2	1952	5.0	10	177.5
North Dakota State	15	257	159	7	61.9	2263	8.8	20	150.9
Youngstown State	10	238	138	11	58.0	1339	5.6	11	133.9
Illinois State	11	224	116	7	51.8	1373	6.1	9	124.8

PASSING DEFENSE	G	Cmp	Att	Int	Pct.	Yds	Avg	TD	Yds/G
North Dakota State	15	437	251	14	57.4	2657	6.1	12	177.1
Southern Illinois	13	367	223	16	60.8	2420	6.6	16	186.2
North Dakota	11	296	186	12	62.8	2186	7.4	18	198.7
Illinois State	11	332	197	12	59.3	2353	7.1	15	213.9
Northern Iowa	12	411	248	14	60.3	2619	6.4	10	218.2
South Dakota	12	373	246	10	66.0	2676	7.2	16	223.0
Indiana State	11	327	190	11	58.1	2516	7.7	23	228.7
South Dakota State	15	505	303	21	60.0	3615	7.2	22	241.0
Missouri State	12	399	217	15	54.4	2925	7.3	21	243.8
Western Illinois	11	319	204	6	63.9	2705	8.5	26	245.9
Youngstown State	10	319	195	9	61.1	2523	7.9	25	252.3

PASS EFFICIENCY	G	Cmp	Att	Int	Pct	Yds	TD	Effc
North Dakota State	15	257	159	61.9	7	2263	20	156.1
South Dakota State	15	404	253	62.6	7	3434	31	155.9
South Dakota	12	314	199	63.4	9	2479	18	142.9
Southern Illinois	13	439	271	61.7	12	3330	28	141.0
Missouri State	12	412	240	58.3	11	3399	22	139.8
North Dakota	11	388	250	64.4	7	2641	19	134.2
Western Illinois	11	482	315	65.4	14	3310	23	133.0
Northern Iowa	12	345	187	54.2	15	2679	17	127.0
Youngstown State	10	238	138	58.0	11	1339	11	111.3
Illinois State	11	224	116	51.8	7	1373	9	110.3
Indiana State	11	337	196	58.2	11	1952	10	110.1

PASS DEF. EFFICIENCY	G	Cmp	Att	Int	Pct	Yds	TD	Effc
North Dakota State	15	437	251	14	57.4	2657	12	111.2
Northern Iowa	12	411	248	14	60.3	2619	10	115.1
Southern Illinois	13	367	223	16	60.8	2420	16	121.8
Missouri State	12	399	217	15	54.4	2925	21	125.8
South Dakota State	15	505	303	21	60.0	3615	22	126.2
Illinois State	11	332	197	12	59.3	2353	15	126.6
South Dakota	12	373	246	10	66.0	2676	16	135.0
North Dakota	11	296	186	12	62.8	2186	18	136.8
Indiana State	11	327	190	11	58.1	2516	23	139.2
Youngstown State	10	319	195	9	61.1	2523	25	147.8
Western Illinois	11	319	204	6	63.9	2705	26	158.3

KICKOFF RETURNS	G	Ret	Yds	TD	Avg
South Dakota	12	20	560	1	28.0
Missouri State	12	33	766	2	23.2
Youngstown State	10	23	499	0	21.7
Indiana State	11	29	616	0	21.2
North Dakota State	15	26	550	0	21.2
North Dakota	11	31	653	0	21.1
South Dakota State	15	31	583	0	18.8
Southern Illinois	13	19	357	0	18.8
Northern Iowa	12	18	322	0	17.9
Illinois State	11	18	311	0	17.3
Western Illinois	11	29	462	0	15.9

PUNT RETURNS	G	Ret	Yds	TD	Avg
North Dakota State	15	26	333	1	12.8
South Dakota	12	14	140	1	10.0
Indiana State	11	13	95	0	7.3
Youngstown State	10	7	49	0	7.0
North Dakota	11	11	74	0	6.7
Southern Illinois	13	13	82	0	6.3
Northern Iowa	12	32	156	0	4.9
South Dakota State	15	17	79	1	4.6
Illinois State	11	9	37	0	4.1
Missouri State	12	20	63	0	3.2
Western Illinois	11	13	31	0	2.4

PUNTING	G	No.	Yds	Avg/P	PR	Avg	TB	Net/P
Missouri State	12	52	2358	45.3	106	2.0	1	42.9
Illinois State	11	70	3093	44.2	132	1.9	4	41.2
Southern Illinois	13	54	2270	42.0	51	0.9	1	40.7
South Dakota	12	60	2598	43.3	95	1.6	3	40.7
South Dakota State	15	43	1811	42.1	58	1.3	1	40.3
Youngstown State	10	52	2180	41.9	121	2.3	4	38.1
North Dakota	11	43	1736	40.4	44	1.0	3	38.0
Western Illinois	11	67	2663	39.7	156	2.3	1	37.1
Northern Iowa	12	65	2489	38.3	54	0.8	2	36.8
North Dakota State	15	52	2012	38.7	112	2.2	2	35.8
Indiana State	11	69	27					

2021 Final MVFC Individual Statistics

RUSHING	G	Att	Yds	Avg	TD	Lg	Yds/G
McLaughlin, J.-YSU	10	175	1139	6.5	12	72	113.9
Pierre Strong-SDSU	15	240	1686	7.0	18	85	112.4
Weah, Otis-UND	9	159	818	5.1	9	64	90.9
Mueller, Cole-ILS	11	189	977	5.2	6	80	88.8
Kerlegrand, Pet.-INS	11	185	830	4.5	5	59	75.5
Thomas, Mate-USD	10	114	717	6.3	5	46	71.7
Crenshaw, D.-YSU	9	132	599	4.5	7	73	66.6
Theis, Travis-USD	11	152	677	4.5	8	27	61.5
Williams, Dom-UNI	12	121	723	6.0	4	99	60.2
Kevon Latulas-MSU	11	90	625	6.9	3	87	56.8

PASSING	G	Cmp	Att	Int	Pct	Yds	TD	Avg/G
Sampson, Connor-WIU	11	477	311	14	65.2	3182	22	289.3
Jason Shelley-MSU	12	400	235	9	58.7	3347	22	278.9
Baker, Nic-SIU	13	420	265	11	63.1	3246	27	249.7
Schuster, Tommy-UND	11	362	237	7	65.5	2493	13	226.6
Chris Oladokun-SDSU	15	382	238	7	62.3	3164	25	210.9
Day, Theo-UNI	11	276	154	11	55.8	2316	16	210.5
Camp, Carson-USD	12	276	180	7	65.2	2252	17	187.7
Thompson, A.-INS	10	219	135	8	61.6	1326	8	132.6
Cam Miller-NDSU	13	152	103	3	67.8	1444	14	111.1
Waring, Jackson-ILS	8	130	71	4	54.6	879	6	109.9

PASSING EFFICIENCY	G	Cmp	Att	Int	Pct	Yds	TD	Effic.
Cam Miller-NDSU	13	152	103	3	67.8	1444	14	174.0
Chris Oladokun-SDSU	15	382	238	7	62.3	3164	25	149.8
Camp, Carson-USD	12	276	180	7	65.2	2252	17	149.0
Baker, Nic-SIU	13	420	265	11	63.1	3246	27	144.0
Jason Shelley-MSU	12	400	235	9	58.7	3347	22	142.7
Day, Theo-UNI	11	276	154	11	55.8	2316	16	137.4
J. Patterson-NDSU	14	101	55	4	54.5	813	6	133.8
Schuster, Tommy-UND	11	362	237	7	65.5	2493	13	131.3
Sampson, Connor-WIU	11	477	311	14	65.2	3182	22	130.6
Waring, Jackson-ILS	8	130	71	4	54.6	879	6	120.5

RECEIVING YARDS	G	Rec	Yds	TD	Lg	Avg/C	Yds/G
Tyrone Scott-MSU	12	66	1110	8	60	16.8	92.5
Houston, Dennis-WIU	11	90	1015	6	75	11.3	92.3
Jaxon Janke-SDSU	15	72	1165	5	55	16.2	77.7
Cox, Avante-SIU	10	43	739	5	99	17.2	73.9
Weston, Isaiah-UNI	12	37	883	5	68	23.9	73.6
Xavier Lane-MSU	11	56	784	3	45	14.0	71.3
Lenoir, Landon-SIU	13	61	876	10	52	14.4	67.4
C. Watson-NDSU	12	43	801	7	85	18.6	66.8
Bell, Carter-USD	12	41	673	5	91	16.4	56.1
Tate, Tony-WIU	11	63	597	3	35	9.5	54.3

RECEPTIONS	G	Rec	Yds	TD	Lg	Avg/G	Rec/G
Houston, Dennis-WIU	11	90	1015	6	75	11.3	8.18
Tate, Tony-WIU	11	63	597	3	35	9.5	5.73
Tyrone Scott-MSU	12	66	1110	8	60	16.8	5.50
Belquist, Bo-UND	10	52	535	5	45	10.3	5.20
Xavier Lane-MSU	11	56	784	3	45	14.0	5.09
Hampton, Quan-UNI	8	39	430	2	52	11.0	4.88
Jaxon Janke-SDSU	15	72	1165	5	55	16.2	4.80
Lenoir, Landon-SIU	13	61	876	10	52	14.4	4.69
Choquette, L.-WIU	11	48	390	5	30	8.1	4.36
Tucker Kraft-SDSU	15	65	780	6	38	12.0	4.33

TOTAL OFFENSE	G	Rush	Pass	Plays	Total	Yds/G
Jason Shelley-MSU	12	442	3347	555	3789	315.8
Sampson, Connor-WIU	11	-211	3182	551	2971	270.1
Baker, Nic-SIU	13	35	3246	512	3281	252.4
Schuster, Tommy-UND	11	89	2493	403	2582	234.7
Chris Oladokun-SDSU	15	166	3164	455	3330	222.0
Day, Theo-UNI	11	49	2316	347	2365	215.0
Camp, Carson-USD	12	97	2252	360	2349	195.8
Crenshaw, D.-YSU	9	599	791	288	1390	154.4
Thompson, A.-INS	10	79	1326	272	1405	140.5
Cam Miller-NDSU	13	280	1444	221	1724	132.6

ALL PURPOSE	G	Rush	Rcv	PR	KR	Yds	Avg/G
McLaughlin, J.-YSU	10	1139	176	0	2	1317	131.7
Pierre Strong-SDSU	15	1686	150	0	0	1836	122.4
Weah, Otis-UND	9	818	161	0	0	979	108.8
Houston, Dennis-WIU	11	63	1015	0	0	1078	98.0
Mueller, Cole-ILS	11	977	72	0	0	1049	95.4
C. Watson-NDSU	12	114	801	0	227	1142	95.2
Tate, Tony-WIU	11	98	597	31	313	1039	94.5
Tyrone Scott-MSU	12	5	1110	0	0	1115	92.9
Kerlegrand, Pet.-INS	11	830	110	0	0	940	85.5
Skokna, Luke-UND	8	221	183	52	198	654	81.8

SCORING	G	TD	XPT	FG	2XP	Pts	Pts/G
Jose Pizano-MSU	12	0	46	21	0	109	9.1
Cole Frahm-SDSU	15	0	65	19	0	116	7.7
Gualdoni, Nico-SIU	13	0	44	18	0	98	7.5
Cook, Matthew-UNI	12	0	33	19	0	90	7.5
McLaughlin, J.-YSU	10	12	0	0	0	72	7.2
Jake Reinholz-NDSU	15	0	58	16	0	106	7.1
Lorber, Mason-USD	12	0	39	13	0	78	6.5
Pierre Strong-SDSU	15	16	0	0	0	96	6.4
Weah, Otis-UND	9	9	0	0	0	54	6.0
Oliver, Bryce-YSU	9	8	0	0	2	50	5.6

SCORING (TDs)	G	TD	Rush	Pass	Ret	PAT	Pts	Pts/G
McLaughlin, J.-YSU	10	12	12	0	0	0	72	7.2
Pierre Strong-SDSU	15	16	18	0	0	0	96	6.4
Weah, Otis-UND	9	9	9	0	0	0	54	6.0
Oliver, Bryce-YSU	9	8	0	8	0	1	50	5.6
T. Williams-NDSU	14	12	12	0	0	0	72	5.1
Hunter Luepke-NDSU	13	11	8	3	0	0	66	5.1
Jason Shelley-MSU	12	10	10	0	0	0	60	5.0
Tobias Little-MSU	12	10	10	0	0	0	60	5.0
Crenshaw, D.-YSU	9	7	7	0	0	0	42	4.7
Houston, Dennis-WIU	11	8	2	6	0	1	50	4.5

INTERCEPTIONS	G	Int	Yds	TD	Int/G
White, Jordan-YSU	8	3	13	0	0.38
Lawson, Michael-WIU	11	4	75	1	0.36
Isbell, Clayton-ILS	9	3	52	1	0.33
M. Braswell-MSU	12	4	46	1	0.33
Sapp, Benny-UNI	12	4	43	0	0.33
Cochrane, Jack-USD	12	4	31	0	0.33
Blankenship, J-SIU	10	3	22	0	0.30
Jackson, Jarrell-ILS	11	3	96	1	0.27
Lemondre, Joe-MSU	11	3	45	1	0.27
Henderson, JJ-INS	11	3	26	0	0.27

TACKLES	G	Solo	Ast	Total	Avg/G	Sack
Joiner, Darius-WIU	11	79	63	142	12.9	1.5
Lawson, Michael-WIU	11	62	35	97	8.8	2.0
Tylar Wiltz-MSU	12	50	55	105	8.8	3.5
Adam Bock-SDSU	15	66	59	125	8.3	2.0
Cuveller, Spence-UNI	9	20	54	74	8.2	0.0
Cochrane, Jack-USD	12	55	43	98	8.2	2.0
Reid, Shannon-ILS	11	48	37	85	7.7	0.5
Lambert, Alfonso-UNI	11	40	38	78	7.1	0.0
Notree, Bryce-SIU	13	55	37	92	7.1	4.0
Isbell, Clayton-ILS	9	37	25	62	6.9	0.0

SACKS	G	Solo	Ast	Yds	Total	Avg/G
Brayden Thomas-NDSU	13	8	2	67	9.0	0.69
Moala, Inoke-INS	11	7	2	63	8.0	0.73
Kevin Ellis-MSU	12	7	2	44	8.0	0.67
Eli Mostaert-NDSU	15	6	3	50	7.5	0.50
Houghttelling, Ca-UNI	12	7	1	45	7.5	0.62
Gaes, Nick-USD	12	7	0	60	7.0	0.58
Matthew, Jacob-USD	12	7	0	57	7.0	0.58
Brinkman, Jared-UNI	12	6	2	34	7.0	0.58
Glaichen, Kevin-SIU	12	6	0	46	6.0	0.50
Turner, Jaxon-UND	11	6	0	41	6.0	0.55

TACKLES FOR LOSS	G	Solo	Ast	Yds	Total	Avg/G
Brinkman, Jared-UNI	12	10	50	15.0	1.25	
Brayden Thomas-NDSU	13	13	3	76	14.5	1.12
Butcher, Tim-UNI	12	9	11	45	14.5	1.21
Tylar Wiltz-MSU	12	13	3	43	14.5	1.21
Kevin Ellis-MSU	12	11	4	57	13.0	1.08
Winkelman, Reece-SDSU	14	11	4	50	13.0	0.93
Moala, Inoke-INS	11	11	4	78	13.0	1.18
Houghttelling, Ca-UNI	12	10	4	56	12.0	1.00
Sanders, Caleb-SDSU	15	9	6	47	12.0	0.80
Matthew, Jacob-USD	12	9	3	75	10.5	0.88

FUMBLES FORCED	G	Num	Avg/G
Lawson, Michael-WIU	11	6	0.55
Tylar Wiltz-MSU	12	4	0.33
Reed, Elijah-USD	12	4	0.33
Kevin Ellis-MSU	12	3	0.25
Steven Ward-MSU	10	2	0.20
Lambert, Alfonso-UNI	11	2	0.18
Powe, Jalen-WIU	11	2	0.18
Brown, Iverson-ILS	11	2	0.18
Rice, Devin-UNI	11	2	0.18
Moala, Inoke-INS	11	2	0.18

FUMBLES RECOVERED	G	Num	Avg/G
Lawson, Michael-WIU	11	4	0.36
Belizaire, Gia-SIU	11	3	0.27
Houghttelling, Ca-UNI	12	3	0.25
Smith, Dakota-USD	9	2	0.22
Cuveller, Spence-UNI	9	2	0.22
Jackson, James-YSU	10	2	0.20
Blankenship, H.-WIU	10	2	0.20
Martin, Dallas-WIU	11	2	0.18
Tylar Wiltz-MSU	12	2	0.17
Nick Hessefort-MSU	12	2	0.17

PASSES DEFENDED	G	Brup	Int	Total	Avg/G
M. Braswell-MSU	12	13	4	17	1.42
Jackson, Jarrell-ILS	11	10	3	13	1.18
Martin, Keyon-YSU	10	10	1	11	1.10
Henderson, JJ-INS	11	9	3	12	1.09
McKinney, DaRaun-USD	8	8	0	8	1.00
Jackson, Tre-USD	8	6	1	7	0.88
White, Jordan-YSU	8	4	3	7	0.88
Kyrie McDonald-MSU	12	8	2	10	0.83
Cochrane, Jack-USD	12	6	4	10	0.83
Lawson, Michael-WIU	11	5	4	9	0.82

2021 MVFC Individual Honors

All-Missouri Valley Football Conference

First Team

QB	Jason Shelley	Missouri State	R-Jr.
RB	Jaleel McLaughlin	Youngstown State	Sr.
RB	Pierre Strong Jr.	South Dakota State	Sr.
FB	Hunter Luepke	North Dakota State	Jr.
TE	Tucker Kraft	South Dakota State	So.
WR	Dennis Houston	Western Illinois	Sr.
WR	Tyrone Scott	Missouri State	R-So.
WR	Christian Watson	North Dakota State	Sr.
OL	Zeveyon Furcron	Southern Illinois	Sr.
OL	Cody Mauch	North Dakota State	Sr.
OL	Trevor Penning	UNI	R-Jr.
OL	Cordell Volson	North Dakota State	Sr.
OL	Matt Waletzko	North Dakota	Sr.
DL	Jared Brinkman	UNI	R-Sr.
DL	Kevin Ellis	Missouri State	Jr.
DL	Inoke Moala	Indiana State	R-Sr.
DL	Brayden Thomas	North Dakota State	Sr.
LB	Logan Backhaus	South Dakota State	Sr.
LB	Adam Bock	South Dakota State	So.
LB	Jack Cochrane	South Dakota	Sr.
LB	Spencer Cuvelier	UNI	R-Jr.
DB	Montrae Braswell	Missouri State	So.
DB	Qua Brown	Southern Illinois	Sr.
DB	Darius Joiner	Western Illinois	Sr.
DB	Benny Sapp III	UNI	Jr.
DB	Michael Tutsie	North Dakota State	Sr.
P	Grant Burkett	Missouri State	R-Fr.
PK	Matthew Cook	UNI	So.
RS	Montrae Braswell	Missouri State	So.
DS	Dalton Godfrey	South Dakota	Jr.
AP	Christian Watson	North Dakota State	Sr.

Second Team

QB	Connor Sampson	Western Illinois	Sr.
RB	Otis Weah	North Dakota	Jr.
RB	Javon Williams Jr.	Southern Illinois	So.
FB	Tim CcCloy	Illinois State	Sr.
TE	Josh Babicz	North Dakota State	Sr.
WR	Jaxon Janke	South Dakota State	Jr.
WR	Landon Lenoir	Southern Illinois	Sr.
WR	Isaiah Weston	UNI	R-Jr.
OL	Landon Bebee	Missouri State	So.
OL	Wes Genant	South Dakota State	Sr.
OL	Alex Jensen	South Dakota	Jr.
OL	Aron Johnson	South Dakota State	Sr.
OL	Mason McCormick	South Dakota State	Jr.
DL	Eric Johnson	Missouri State	Sr.
DL	Anthony Knighton	Southern Illinois	Sr.
DL	Caleb Sanders	South Dakota State	Sr.
DL	Reece Winkelman	South Dakota State	Sr.
LB	Jasir Cox	North Dakota State	Sr.
LB	Jackson Hankey	North Dakota State	Sr.
LB	Bryce Notree	Southern Illinois	Sr.
LB	Tylar Wiltz	Missouri State	Jr.
DB	Don Gardner	South Dakota State	Sr.
DB	Evan Holm	North Dakota	5th
DB	Clayton Isbell	Illinois State	So.
DB	Michael Lawson	Western Illinois	Sr.
DB	Elijah Reed	South Dakota	Sr.
P	Brady Schutt	South Dakota	Sr.
PK	Jose Pizano	Missouri State	So.
RS	Jayden Price	North Dakota State	Jr.
DS	Bradey Sorenson	South Dakota State	Sr.
AP	Isaiah Weston	UNI	R-Jr.

Honorable Mention

ILST: LB Zeke Vandenburg, OL Trey Georgie, P J.T. Bohlken, RB Cole Mueller - INST: DB JJ Henderson, DS Wyatt Harwood, WR Dante Hendrix - MSU: DB Kyriq McDonald, DB Titus Wall, WR Xavier Lane - UND: DB Jordan Canady, LB Devon Krzanowski, LB Jaxon Turner - NDSU: DL Eli Mostaert, DL Lane Tucker, TE Noah Gindorff - UNI: DB Omar Brown, RB Bradrick Shaw, WR Deion McChane - **USD: AP Carter Bell, DL Jacob Matthew, RB Travis Theis, RS Wesley Eliodor, TE Brett Samson** - SDSU: PK Cole Frahm, QB Chris Oladokun, TE Zach Heins - SIU: DB PJ Jules, QB Nic Baker, WR Avante Cox - WIU: DL Hunter Mason, LB Greg Benton Jr., WR Tony Tate - YSU: LB Grant Dixon, OL Jaison Williams, PK Colt McFadden

All-Academic Team

First Team

LB	Logan Backhaus, SDSU
QB	Nic Baker, SIU
LB	Adam Bock, SDSU
LB	Jack Cochrane, USD
LB	Grant Dixon, YSU
OG	ZeVeyon Furcron, SIU
OL	Wes Genant, SDSU
DS	Dalton Godfrey, USD
LB	Jackson Hankey, NDSU
WR	Dante Hendrix, INST
WR	Austin Nagel, ILST
P	Brady Schutt, USD
WR	Tony Tate, WIU
LB	Zeke Vandenburg, ILST
OL	Matt Waletzko, UND
DE	Reece Winkelman, SDSU

Second Team

WR	Dennis Houston, WIU
OL	Alex Jensen, USD
OL	Aron Johnson, SDSU
FB	Hunter Luepke, NDSU
PK	Colt McFadden, YSU
DT	Eli Mostaert, NDSU
P	Cade Peterson, UND
K	Jake Reinholz, NDSU
QB	Tommy Schuster, UND
DT	Lane Tucker, NDSU
TB	Christian Turner, YSU
WR	Caleb Vander Esch, USD

Honorable Mention

USD: WR Carter Bell, PK Mason Lorber;

All-Newcomer Team

Offense

QB	Demeatric Crenshaw, YSU
QB	Theo Day, UNI
TE	Bryson Deming, ILST
WR	Xavier Lane, MSU
RB	Cole Mueller, ILST
QB	Chris Oladokun, SDSU
QB	Quincy Patterson, NDSU
WR	Tyrone Scott, MSU
QB	Jason Shelley, MSU
RB	Isaiah Smith, UND
RB	Nate Thomas, USD
RB	Tamerik Williams, NDSU

Defense

LB	Geoffrey Brown, INST
DL	Braydon Deming, ILST
DT	Nick Gaes, USD
DB	Josiah Ganues, USD
DB	JJ Henderson, INST
DB	Darius Joiner, WIU
DL	Allen Love, MSU
DL	Ben McNaboe, UND
CB	David Miller, SIU
DE	Loshiaka Roques, NDSU
CB	Marques Sigle, NDSU
DL	Siale Suliafu, MSU

Players of the Week

Sept. 5: Jaleel McLaughlin, YSU & Nic Baker, SIU (Off.); Michael Thomas, INST (Def.); Colt McFadden, YSU (ST); Jason Shelley, MSU & Chris Oladokun, SDSU (NC); Matt Waletzko, UND (OL)

Sept. 12: Xavier Lane, MSU (Off.); Spencer Cuvelier, UNI (Def.); Montrae Braswell, MSU (ST); Xavier Lane, MSU (NC); Cordell Volson, NDSU (OL)

Sept. 19: Connor Sampson, WIU (Off.); Braydon Deming, ILST (Def.); Hunter Lunsford, INST (ST); Phazione McClurge, INST (NC); **Alex Jensen, USD (OL)**

Sept. 26: Pierre Strong, SDSU (Off.); Darius Joiner, WIU (Def.); Izaiah Hartrup, SIU (ST); Jason Shelley, MSU (NC); Garret Greenfield, SDSU (OL)

Oct. 3: Tobias Little, MSU (Off.); Spencer Cuvelier, UNI (Def.); Jake Reinholz, NDSU (ST); **Nate Thomas, USD (NC)**; Landon Bebee, MSU (OL)

Oct. 10: Nic Baker, SIU (Off.); Inoke Moala, INST (Def.); Jack Colquhoun, SIU (ST); Demeatric Crenshaw, YSU (NC); ZeVeyon Furcron, SIU (OL)

Oct. 17: Isaiah Smith, UND (Off.); **Jack Cochrane, USD (Def.)**; Steven Ward, MSU (ST); Quincy Patterson, NDSU (NC); Cordell Volson, NDSU (OL)

Oct. 24: Cole Mueller, ILST (Off.); JJ Henderson, INST (Def.); Matthew Cook, UNI (ST); Cole Mueller, ILST (NC); Trevor Penning, UNI (OL)

Nov. 1: Jason Shelley, MSU (Off., NC); Ferrin Manuleleua, MSU (Def.); Nate Murphy, UNI (ST); Cordell Volson, NDSU (OL)

Nov. 8: Pierre Strong, SDSU (Off.); Zeke Vandenburg, ILST (Def.); JT Bohlken, ILST (ST); **Nate Thomas, USD (NC)**; Aron Johnson, SDSU (OL)

Nov. 15: QB Jason Shelley, MSU (Off.); David Miller, SIU (Def.); Cade Peterson, UND (ST); **Jeremiah Webb, USD (NC)**; NDSU OL (OL)

Nov. 22: Jaleel McLaughlin, YSU (Off.); Riley Van Wyhe, UNI (Def.); Jose Pizano, MSU (ST); Kevon Katulas, MSU (NC); Jordan Velez, YSU (OL)

Off. - Offensive Player of the Week
 Def. - Defensive Player of the Week
 ST - Special Teams Player of the Week
 NC - Newcomer of the Week
 OL - Offensive Lineman of the Week

MVFC Individual Honors

Offensive Player of the Year:
 Jason Shelley (QB), MSU

Defensive Player of the Year:
 Jared Brinkman (DL), UNI

Coach of the Year:
 Matt Entz, NDSU

Newcomer of the Year:
 Jason Shelley (QB), MSU

Freshman of the Year:
 Demeatric Crenshaw (QB), YSU

All-Time South Dakota MVFC Honors (2012-pres.)

Players of the Year

- 2013**
Tyler Starr, LB..... Defensive Player of the Year
- 2015**
Andrew Van Ginkel, DE..... Freshman of the Year
- 2016**
Chris Streveler, QB..... Newcomer of the Year
- 2017**
Chris Streveler, QB..... Offensive Player of the Year

All-MVFC Selections

- 2012**
Tyler Starr, LB..... Second Team
Will Powell, WR..... Second Team
- 2013**
Tyler Starr, LB..... First Team
- 2015**
Andrew Van Ginkel, DE..... First Team
Miles Bergner, PK..... Second Team
- 2016**
Miles Bergner, PK & P..... First Team
Chris Streveler, QB..... Second Team
Jet Moreland, LB..... Second Team
- 2017**
Chris Streveler, QB..... First Team
Stetson Dagel, OL..... First Team
Darin Greenfield, DL..... First Team
Brandon Godsey, LS..... Second Team
Andrew Gray, DB..... Second Team
- 2018**
Darin Greenfield, DL..... First Team
Dakarai Allen, WR..... Second Team
Andrew Gray, DB..... Second Team

- 2019**
Brady Schutt, P..... First Team
Austin Simmons, QB..... Second Team
Darin Greenfield, DE..... Second Team
Jack Cochrane, LB..... Second Team
Caleb Vander Esch, WR..... Second Team
Brett Samson, TE..... Second Team

- 2020-21**
Caleb Vander Esch, WR..... Second Team
Brock Mogensen, LB..... Second Team
Brady Schutt, P..... Second Team
Dalton Godfrey, LS..... Second Team

- 2021**
Jack Cochrane, LB..... First Team
Dalton Godfrey, LS..... First Team
Alex Jensen, OL..... Second Team
Elijah Reed, DB..... Second Team
Brady Schutt, P..... Second Team

All-Newcomer Team

- 2012**
Jasper Sanders, RB/KR..... Junior
- 2013**
Trevor Bouma, RB..... Freshman
Riley Donovan, WR..... Freshman
Jarrid Bryant, DB..... Senior
Auston Johnson, LB..... Junior
- 2014**
Eric Shufford, WR..... Junior
- 2015**
Andrew Van Ginkel, DE..... Freshman
Michael Fredrick, RB..... Freshman
- 2016**
Chris Streveler, QB..... Junior
Alonge Brooks, WR..... Junior
- 2017**
Kody Case, WR/RS..... Freshman
Tyler Ciurej, OL..... Freshman
Mason Scheidegger, OL..... Freshman
Nathan Schultz, DL..... Freshman
Brady Schutt, P..... Freshman
- 2018**
Cameron Tisdale, CB..... Freshman
- 2019**
Jakari Starling, LB..... Redshirt Freshman
- 2020-21**
Carson Camp, QB..... Freshman
Myles Harden, CB..... Freshman
- 2021**
Nate Thomas, RB..... Freshman
Nick Gaes, DL..... Redshirt Freshman
Josiah Ganues, DB..... Freshman

All-Academic Team

- 2012**
Will Powell, WR..... Second Team
Kevin Robb, PK..... Second Team
Tim Marlette, LB..... Honorable Mention
Jordan Eaton, DL..... Honorable Mention
Josh Vander Maten, QB..... Honorable Mention
- 2013**
Josh Vander Maten, QB/WR..... Second Team
- 2015**
Miles Bergner, PK/P..... Second Team
- 2016**
Miles Bergner, PK/P..... Second Team
- 2017**
Chris Streveler, QB..... Second Team

- 2018**
Jack Cochrane, LB..... First Team

- 2019**
Jack Cochrane, LB..... First Team
Austin Simmons, QB..... Second Team
Connor Herrmann, TE..... Second Team
Brady Schutt, P..... Second Team

- 2020-21**
Jack Cochrane, LB..... First Team
Brady Schutt, P..... First Team
Caleb Vander Esch, WR..... First Team
Dalton Godfrey, LS..... Second Team

- 2021**
Jack Cochrane, LB..... First Team (AOTY)
Dalton Godfrey, LS..... First Team
Brady Schutt, P..... First Team
Alex Jensen, OL..... Second Team
Caleb Vander Esch, WR..... Second Team

All-Time South Dakota MVFC Honors (2012-pres.)

Valley Players of the Week

2013

Miles Bergner, P/K, Special Teams Aug. 31
Miles Bergner, P/K, Special Teams Oct. 5
Trevor Bouma, RB, Newcomer Oct. 12
Kevin Earl, QB, Offensive Oct. 19
Riley Donovan, WR, Newcomer Oct. 19
Matt Huffer, OT, Offensive Lineman Nov. 9

2014

Drew Iddings, DL, Defensive Sept. 21
Nile Banks, OG, Offensive Lineman Sept. 22

2015

Trevor Bouma, RB, Offensive Sept. 12
Miles Bergner, P/K, Special Teams Sept. 12
Derek Chancellor, OT, Offensive Lineman Sept. 19
Ryan Saeger, QB, Offensive Oct. 17
Miles Bergner, P/K, Special Teams Oct. 17
Andrew Van Ginkel, DE, Defensive Nov. 7
Miles Bergner, P/K, Special Teams Nov. 14

2016

Miles Bergner, P/K, Special Teams Sept. 10
Chris Streveler, QB, Offensive/Newcomer Sept. 10
Chris Streveler, QB, Newcomer Oct. 8
Miles Bergner, P/K, Special Teams Oct. 15
Miles Bergner, P/K, Special Teams Oct. 22
Austin Simmons, QB, Newcomer Oct. 22
Chris Streveler, QB, Newcomer Oct. 29
Miles Bergner, P/K, Special Teams Nov. 19

2017

Chris Streveler, QB, Offensive Sept. 2
Brady Schutt, P, Special Teams Sept. 2
Chris Streveler, QB, Offensive Sept. 9
Nick Jensen, LT, Offensive Lineman Sept. 9
Darin Greenfield, DE, Defensive Oct. 7
Ryan Weese, PK, Special Teams Oct. 7
Chris Streveler, QB, Offensive Oct. 14

2018

Alex Gray, LB, Defensive Sept. 1
Darin Greenfield, DE, Defensive Sept. 8
Austin Simmons, QB, Offensive Sept. 8
Andrew Gray, S, Defensive Sept. 29
Andrew Gray, S, Defensive Oct. 6
Brady Schutt, P, Special Teams Nov. 10

2019

Austin Simmons, QB, Offensive Sept. 14
Austin Simmons, QB, Offensive Oct. 5
Isaac Erbes, RT, Offensive Lineman Oct. 5
Austin Simmons, QB, Offensive Nov. 9
Alex Jensen, LT, Offensive Lineman Nov. 9
Dalton Godfrey, LS, Special Teams Nov. 23

2020-21

Brady Schutt, P, Special Teams Feb. 27

2021

Alex Jensen, LT, Offensive Lineman Sept. 19
Nate Thomas, RB, Newcomer Oct. 3
Jack Cochrane, LB, Defensive Oct. 17
Nate Thomas, RB, Newcomer Nov. 8
Jeremiah Webb, WR, Newcomer Nov. 15

"THE CATCH"



Hail South Dakota. One in Vermillion. Whatever name Coyote fans give it, "it" was a 57-yard touchdown pass from South Dakota quarterback Carson Camp to Jeremiah Webb (2) on the final play of a 23-20 Coyote victory against South Dakota State on Nov. 13, 2021, inside the DakotaDome. The win propelled USD into the FCS playoffs for the second time. *Sports Illustrated* honored the program with its Play of the Year, and Camp and Webb accepted that award during a live broadcast at the Seminole Hard Rock Hotel and Casino in Hollywood, Florida, that December.

COYOTE FOOTBALL




HISTORICAL BEGINNINGS

The Coyotes played their first game in 1889 when the Coyotes played to a 6-6 tie with Agricultural College (SDSU), and then posted an 11-0 win over Yankton College. From 1889-1900, USD was 16-7-5, including a 6-5 win over Nebraska in 1899. Two years later, Ralph Norton became the Coyotes' first football coach. He was succeeded by A.H. Whittemore, who coached USD for 10 seasons (1902-09, 1920-21).

1912 TEAM

Rev. James Henderson's 1912 team had a 5-1 record, including a 10-0 win over Minnesota and a close 7-6 defeat to Michigan. Both schools are in the Big Ten, one of the top NCAA Division I football conferences in the country. The 1912 team is recognized as one of the greatest in South Dakota annals. The team defeated South Dakota State University, 73-6; blanked North Dakota, 44-0; and destroyed Creighton, 68-0.




GENE VIDAL

Eugene Vidal of Madison was a star in the early days of Coyote football. Vidal gained notoriety as a pioneer in the aviation industry; but before doing that, he left his mark on athletics at USD and at West Point. He lettered in football, basketball, track and baseball at South Dakota. After graduation from USD in 1916, he became an All-American at West Point. In 1920, Vidal, the father of writer Gore Vidal, played professional football for the New York Giants and the Washington Redskins and later served in President Franklin Roosevelt's administration.

DARWIN INMAN MEMORIAL STADIUM

Darwin Inman Memorial Stadium was constructed in the 1920s and hosted USD's first NCC football championship in 1927, the sixth-year of league competition. Darwin Inman Memorial Stadium was the home of Coyote football from 1924-78, and saw more than 130 USD victories on its grounds.



A TRADITION OF WINNING



NATIONAL RUNNER-UP

Led by coach Dave Tripplet, quarterback Scott Jones, running back James Hambrick, and a stout defensive front seven, the 1986 Coyotes' squad broke 23 school records and rolled to a program-record 11 wins, culminating with an appearance in the NCAA Division II championship game in Florence, Alabama.

THE DAKOTADOME

One of the first multi-purpose domes in the nation, the DakotaDome has been the home of the Coyotes since the fall of 1979. The Dome hosts Coyote football, track and field, and swimming and diving events, and served as the home of Coyote basketball from 1979-2016. An ongoing \$26 million renovation that focuses primarily on the west side will include a new football locker room, office space and meeting rooms among other things.




SIGNATURE WINS

Just three years into its Division I transition, South Dakota defeated Minnesota 41-38 in Minneapolis in the second week of the 2010 season. A year later, the Coyotes knocked off top-ranked and defending national champion Eastern Washington 30-17 inside the DakotaDome. In 2015, USD stunned North Dakota State 24-21 in Fargo, ending the Bison's 26-game home winning streak in Valley play.

MISSOURI VALLEY ERA

South Dakota joined the Missouri Valley Football Conference ahead of the 2012 season. Founded in 1985, the MVFC has shaped itself into the nation's premier NCAA FCS conference. Six years later, the Coyotes rode a 6-0 start to reach the FCS playoffs for the first time. Led by MVFC Offensive Player of the Year Chris Strevler, the Coyotes reached as high as fourth in the national rankings and won on the road at Nicholls in their playoff debut to reach the second round. Strevler was named FCS Offensive Player of the Year and finished second in the voting for the Walter Payton Award.



Year-by-Year Results

1889
 Yankton W 11-0
 South Dakota St T 6-6
Total (1-0-1) 17-6

1890: 4-1-1 (no scores available)
No football between 1891-93

1894: 2-2-0 (no scores available)
1895: 0-0-1 (no score available)
No football between 1896-97

1898
Coach B.H. Morrison
 Yankton L 4-18
 Morningside T 0-0
 Yankton W 22-14
Total (1-1-1) 26-32

1899
Coach B.H. Morrison
 LeMars Crescent W 5-0
 Buena Vista W 27-2
 Iowa St L 6-11
 LeMars Crescent W 16-0
 Nebraska W 6-5
 UNI T 0-0
Total (4-1-1) 60-18

1900
Coach Not Known
 Buena Vista L 6-11
 Sioux City Medics W 23-0
 Kansas L 0-41
 Morningside W 29-6
 South Dakota St W 17-0
 Lincoln Medics W 6-0
Total (4-2) 81-58

1901
Coach Ralph Norton
 Morningside W 28-0
 Carleton T 0-0
 Dakota Wesleyan W 26-0
 Morningside W 11-5
 South Dakota St W 22-0
 UNI L 6-10
 South Dakota St W 6-0
 Lincoln Medics W 18-0
Total (6-1-1) 117-15

1902
Coach A.H. Whittemore
 Sioux Falls W 33-0
 Yankton W 40-0
 S.D. Mines W 23-0
 Yankton W 23-0
 South Dakota St W 10-0
 Morningside W 5-0
 Omaha Medics W 12-0
 Omaha Medics W 35-0
 Missouri S&T W 23-0
Total (9-0) 204-0

1903
Coach A.H. Whittemore
 Buena Vista W 5-0
 Creighton L 0-10
 Iowa St L 0-23
 North Dakota L 0-6
 11/10 at North Dakota St L 0-22
 Morningside W 23-0
 Nebraska L 0-23
Total (2-5) 28-84

1904
Coach A.H. Whittemore
 Minnesota L 0-77
 Buena Vista W 18-0
 Doane W 23-0
 Dakota Wesleyan T 6-6
 South Dakota St T 6-6
 Creighton L 5-12
 Morningside W 23-5
 Omaha Medics W 25-0
Total (4-2-2) 106-106

1905
Coach A.H. Whittemore
 Dakota Wesleyan W 22-5
 South Dakota St W 17-0
 Yankton W 23-0
 Nebraska L 6-42
 Creighton W 22-0
 Morningside T 0-0
Total (4-1-1) 90-47

1906
Coach A.H. Whittemore
 Nebraska L 0-4
 Yankton W 35-4
 Iowa St L 0-22
 Dakota Wesleyan W 11-4
 South Dakota St W 22-0
Total (3-2) 68-34

1907
Coach A.H. Whittemore
 Yankton W 39-0
 Nebraska L 0-39
 Dakota Wesleyan W 17-5
 Morningside T 0-0
 North Dakota St L 0-54
Total (2-2-1) 56-98

1908
Coach A.H. Whittemore
 Yankton W 6-0
 Huron W 10-0
 Iowa St L 0-26
 North Dakota W 10-4
 Dakota Wesleyan W 11-0
 Morningside W 21-0
Total (5-1) 58-30

1909
Coach A.H. Whittemore
 Nebraska T 6-6
 Yankton W 39-0
 Denver L 0-10
 Dakota Wesleyan W 6-0
Total (2-1-1) 51-16

1910
Coach Joseph Pipal
 Minnesota L 0-17
 Nebraska L 9-12
 Nebraska Wesleyan W 29-0
 South Dakota St W 33-0
 Yankton W 29-0
 Morningside W 19-0
 Dakota Wesleyan W 23-11
Total (5-2) 142-40

1911
Coach James Henderson
 Yankton W 35-0
 Minnesota L 0-5
 South Dakota St W 15-6
 Bellevue W 45-0
 Denver W 10-0
 Creighton W 31-3
 Dakota Wesleyan W 3-0
 Morningside W 23-0
Total (7-1) 162-14

1912
Coach James Henderson
 Minnesota W 10-0
 Nebraska Wesleyan W 39-0
 South Dakota St W 73-7
 Michigan L 6-7
 North Dakota W 44-0
 Creighton W 68-0
Total (5-1) 240-14

1913
Coach James Henderson
 Michigan St L 7-19
 Creighton W 17-0
 Minnesota L 0-14
 Nebraska Wesleyan W 57-7
 Notre Dame L 7-20
 Denver W 42-0
Total (3-3) 130-60

1914
Coach Ion G. Cortright
 South Dakota St W 12-0
 Nebraska T 0-0
 Minnesota L 7-29
 North Dakota W 30-3
 Morningside W 20-3
 Yankton W 33-3
 Creighton W 9-7
 Notre Dame L 0-33
Total (5-2-1) 111-78

1915
Coach Ion G. Cortright
 Montana W 10-7
 Minnesota L 0-19
 Dakota Wesleyan W 23-7
 Notre Dame L 0-6
 South Dakota St W 7-0
 North Dakota T 0-0
 Yankton W 46-0
 Creighton T 0-0
Total (4-2-2) 86-39

1916
Coach Blaine McKusick
 Montana L 0-11
 Dakota Wesleyan W 55-0
 Minnesota L 0-81
 Michigan St T 3-3
 Notre Dame L 0-21
 Morningside T 0-0
 Creighton L 13-20
 North Dakota L 0-20
Total (1-5-2) 71-156

1917
Coach Blaine McKusick
 North Dakota W 19-0
 Creighton W 7-0
 Notre Dame L 0-44
 Iowa L 0-35
 Morningside L 7-14
Total (2-3) 33-93

1918
Coach John Stewart
 Morningside L 0-7
 Creighton L 0-13
 Dakota Wesleyan W 33-0
Total (1-2) 33-20

1919
Coach John Stewart
 Creighton L 0-12
 North Dakota L 0-13
 Morningside W 13-3
 Iowa L 14-26
 Michigan St L 0-13
 11/15 Drake W 6-3
 South Dakota St L 6-13
 Valparaiso L 0-12
Total (2-6) 39-95

1920
Coach A.H. Whittemore
 Sioux Falls W 64-0
 Dakota Wesleyan W 24-0
 Nebraska L 0-20
 Morningside L 3-6
 North Dakota T 7-7
 South Dakota St W 7-3
 Creighton W 16-7
Total (4-2-1) 121-43

1921
Coach A.H. Whittemore
 Yankton W 28-0
 Illinois L 0-52
 Dakota Wesleyan W 7-0
 North Dakota L 0-21
 Michigan St L 0-14
 Creighton L 0-19
 South Dakota St L 0-9
Total (2-5) 35-115

1922
Coach L.B. Allison
 9/30 Yankton W 7-0
 10/7 at Nebraska L 0-66
 10/14 North Dakota L 0-7
 10/21 at Michigan St L 0-7
 10/28 at South Dakota St T 7-7
 11/4 at Creighton L 6-12
 11/11 Dakota Wesleyan W 34-0
 11/18 at St. Louis L 0-24
 11/30 at Marquette L 0-38
Total (2-6-1, 0-2-1 NCC) 54-161

1923
Coach L.B. Allison
 9/29 Northern St W 27-0
 10/6 Yankton W 48-0
 10/13 at North Dakota W 13-6
 10/20 Nebraska Wesleyan T 0-0
 10/27 South Dakota St L 0-7
 11/10 at Dakota Wesleyan W 31-2
 11/17 at Creighton L 0-34
 11/29 at Morningside L 0-10
Total (4-3-1, 1-3-1 NCC) 119-59

1924
Coach L.B. Allison
 9/27 Yankton W 19-0
 10/4 at Northwestern (IL) L 0-28
 10/11 North Dakota W 6-0
 10/18 Nebraska Wesleyan W 19-0
 11/1 at South Dakota St L 3-10
 11/8 at Columbus W 7-0
 11/15 North Dakota St W 13-6
 11/27 at Morningside W 41-7
Total (6-2, 4-1 NCC) 108-51

1925

Coach L.B. Allison

9/26	Yankton.....W	45-0
10/2	at Northwestern (IL).....L	7-14
10/10	Dakota Wesleyan.....W	27-0
10/17	at North Dakota.....L	0-3
10/24	Nebraska Wesleyan.....L	0-3
10/31	South Dakota St.....L	0-7
11/14	Des Moines.....W	7-0
11/26	at Morningside.....L	7-12
Total (3-5, 1-4 NCC).....		93-39

1926

Coach L.B. Allison

9/25	Yankton.....W	34-0
10/2	at Northwestern (IL).....L	0-34
10/9	at Utah.....L	0-13
10/16	North Dakota.....W	12-0
10/23	Nebraska Wesleyan.....W	13-10
10/30	at South Dakota St.....T	0-0
11/6	at Westmar.....W	25-0
11/19	at Creighton.....W	6-0
11/25	at Morningside.....L	0-19
Total (5-3-1, 3-1-1 NCC).....		90-76

1927

Coach Vincent Montgomery

9/24	Huron.....W	32-0
10/1	at Northwestern (IL).....L	2-47
10/8	at Tulsa.....L	12-33
10/15	at North Dakota.....W	6-0
10/22	at Nebraska Wesleyan.....W	26-0
10/29	South Dakota St.....W	16-12
11/5	at Westmar.....W	14-6
11/11	North Dakota St.....W	13-0
11/24	at Morningside.....W	22-7
Total (7-2, 5-0 NCC).....		143-105

1928

Coach Vincent Montgomery

9/27	S.D. Springfield.....W	20-0
9/28	Yankton.....W	19-0
10/6	at Duke.....L	6-25
10/20	Morningside.....L	0-8
10/27	at South Dakota St.....L	0-13
11/3	at Iowa.....L	0-19
11/10	North Dakota.....L	0-6
11/17	North Dakota St.....W	26-6
Total (3-5, 1-3 NCC).....		71-77

1929

Coach Vincent Montgomery

9/28	Yankton.....W	13-0
10/5	at Carleton.....W	6-0
10/12	at North Dakota.....L	7-13
10/19	Westmar.....W	42-0
10/26	South Dakota St.....L	0-6
11/2	at Army.....L	6-33
11/9	Huron.....W	66-0
11/16	North Dakota St.....T	6-6
11/28	at Morningside.....L	0-6
Total (4-4-1, 0-3-1 NCC).....		146-64

1930

Coach Vincent Montgomery

9/27	Yankton.....T	7-7
10/3	at Augustana.....W	86-0
10/11	at North Dakota St.....L	7-25
10/17	at George Washington T.....	0-0
10/25	at South Dakota St.....L	6-13
11/8	at Minnesota.....L	0-59
11/15	North Dakota.....L	0-21
11/27	at Morningside.....L	12-19
Total (1-5-2, 0-4 NCC).....		118-144

1931

Coach Stanley Backman

9/19	Yankton.....W	21-6
9/26	at Nebraska.....L	6-44
10/3	Carleton.....L	12-13
10/10	vs. North Dakota*.....L	6-52
10/24	at Morningside.....L	0-20
10/31	South Dakota St.....W	10-0
11/14	North Dakota St.....L	0-13
Total (2-5, 1-3 NCC).....		55-148

*game played in Aberdeen, S.D.

1932

Coach Stanley Backman

9/17	Dakota Wesleyan.....W	25-0
9/24	Yankton.....W	20-0
9/30	at North Dakota.....L	8-18
10/8	Morningside.....W	6-0
10/15	at Cincinnati.....L	0-7
10/22	at South Dakota St.....T	0-0
10/29	at Carleton.....W	6-0
11/5	at Michigan St.....L	6-20
11/19	at Gonzaga.....L	0-12
11/25	at BYU.....L	7-13
Total (4-5-1, 1-1-1 NCC).....		78-70

1933

Coach Stanley Backman

9/23	Yankton.....W	20-0
9/30	York.....W	19-0
10/7	at Cincinnati.....L	0-14
10/13	at North Dakota.....L	0-41
10/21	at Morningside.....W	13-7
10/28	South Dakota St.....L	0-14
11/4	at DePaul.....L	0-20
11/11	North Dakota St.....L	0-14
11/18	vs. South Dakota St*.....W	6-0
11/25	at Illinois College.....W	7-0
11/30	at Illinois Wesleyan.....L	0-13
Total (5-6, 1-3 NCC).....		65-123

*game played in Sioux Falls, S.D.

1934

Coach Harry Gamage

Yankton.....W	20-0	
at Iowa.....L	0-34	
North Dakota.....L	0-20	
Morningside.....L	0-14	
at South Dakota St.....L	0-19	
Westmar.....W	46-0	
10/12	at North Dakota St.....L	0-20
at Haskell Indian Nat.....L	7-14	
at Catholic University.....L	0-52	
Total (2-7, 0-4 NCC).....		73-173

1935

Coach Harry Gamage

Yankton.....W	34-0	
Illinois Wesleyan.....W	7-6	
at Iowa.....L	2-47	
at North Dakota.....L	0-25	
at Morningside.....T	13-13	
South Dakota St.....W	7-2	
Omaha.....W	13-7	
vs. Creighton*.....W	7-6	
11/16	vs. North Dakota St#.....L	0-20
Total (5-3-1, 1-3-1 NCC).....		83-126

*game played in Sioux Falls, S.D.
#game played in Mitchell, S.D.

1936

Coach Harry Gamage

Sioux Falls.....W	25-6	
at Creighton.....L	0-24	
Parsons.....T	7-7	
at Iowa.....L	7-33	
Morningside.....W	25-12	
at St. Louis.....T	6-6	
at South Dakota St.....W	6-0	
at Omaha.....W	29-0	
North Dakota.....L	0-6	
Total (4-3-2, 3-1 NCC).....		105-94

1937

Coach Harry Gamage

Buena Vista.....W	48-7	
Wayne St (NE).....W	25-7	
at North Dakota.....L	7-13	
at Marquette.....L	6-7	
at St. Louis.....L	0-9	
at Morningside.....W	16-0	
South Dakota St.....W	12-2	
Omaha.....W	26-0	
UNI.....W	13-0	
at Louisiana Tech.....L	6-20	
Total (6-4, 4-1 NCC).....		159-65

1938

Coach Harry Gamage

Dakota Wesleyan.....W	19-0	
Creighton.....L	0-24	
Peru St.....W	33-12	
Omaha.....W	7-0	
Morningside.....W	13-0	
South Dakota St.....W	7-0	
11/5	North Dakota St.....W	20-0
UNI.....W	26-2	
Total (7-1, 5-0 NCC).....		125-38

1939

Coach Harry Gamage

9/23	at Pacific.....L	0-6
9/30	at Iowa.....L	0-41
10/6	at North Dakota St.....W	19-7
10/14	Omaha.....W	14-6
10/21	at Morningside.....W	7-6
10/28	South Dakota St.....W	21-7
11/11	UNI.....L	0-14
11/18	at Cincinnati.....L	0-13
11/24	at St. Louis.....L	0-6
Total (4-5, 4-1 NCC).....		61-106

1940

Coach Harry Gamage

9/21	Dakota Wesleyan.....W	19-6
9/28	Wayne St (NE).....L	0-6
10/5	at Iowa.....L	0-46
10/12	Doane.....W	25-0
10/19	Morningside.....W	26-6
10/26	at South Dakota St.....W	26-0
11/2	at Omaha.....T	6-6
11/9	North Dakota.....L	0-13
11/16	at Creighton.....L	0-39
11/21	at San Jose St.....L	7-40
Total (4-5-1, 2-1-1 NCC).....		109-162

1941

Coach Harry Gamage

Wayne St (NE).....W	13-0	
Augustana.....W	26-6	
North Dakota.....L	7-14	
Morningside.....W	26-12	
South Dakota St.....W	40-0	
Iowa St.....L	0-27	
Omaha.....W	28-7	
11/15	North Dakota St.....W	19-0
Total (6-2, 4-1 NCC).....		159-66

1942

Coach Cletus Clinker

Morningside.....W	26-6	
at North Dakota St.....W	37-12	
Augustana.....L	0-19	
South Dakota St.....W	7-0	
North Dakota.....W	26-0	
9/26	at Illinois.....L	0-46
Gustavus Adolphus.....W	20-13	
UNI.....L	0-36	
Total (5-3, 3-3 NCC).....		116-132

USD did not play football in 1943-44 due to World War II and there were no NCC games from 1943-45.

1945

Coach Grant Heckenlively

Dakota Wesleyan.....L	0-20	
Yankton.....L	0-13	
Nebraska.....L	0-53	
Wayne St (NE).....L	0-6	
Total (0-4).....		0-92

1946

Coach Harry Gamage

9/28	Yankton.....W	19-13
10/5	Wayne St (NE).....L	0-12
10/11	at North Dakota.....L	6-20
10/19	at Morningside.....W	6-0
10/26	South Dakota St.....L	0-20
11/1	at St. Louis.....L	7-41
Total (2-4, 1-2 NCC).....		38-106

1947

Coach Harry Gamage

9/20	Yankton.....W	25-7
9/27	at Marquette.....L	6-33
10/4	Parsons.....W	33-7
10/10	at North Dakota St.....W	13-7
10/18	Morningside.....W	21-19
10/25	at South Dakota St.....W	26-7
11/1	North Dakota.....W	20-7
11/8	at Bradley.....W	20-13
11/14	at Pacific.....L	0-52
Total (7-2, 4-0 NCC).....		164-152

1948

Coach Harry Gamage

Westmar.....W	52-0	
Omaha.....W	26-6	
Dakota Wesleyan.....W	53-0	
Augustana.....W	39-12	
North Dakota.....L	7-13	
Morningside.....W	14-7	
South Dakota St.....W	33-0	
11/6	North Dakota St.....W	41-6
Bradley.....L	27-53	
Marquette.....L	0-32	
Total (7-3, 4-1 NCC).....		292-129

1949

Coach Harry Gamage

9/17	at Montana.....L	13-33
9/24	at Nebraska.....L	6-33
10/1	North Dakota.....T	7-7
10/7	at Drake.....L	6-48
10/14	at North Dakota St.....W	40-7
10/22	Morningside.....T	6-6
10/29	at South Dakota St.....L	25-27
11/5	at Augustana.....W	46-17
11/11	UNI.....L	14-21
Total (2-5-2, 2-2-2 NCC).....		163-199

1950

Coach Harry Gamage

9/16	Huron.....W	61-0
9/23	at Wayne St (MI).....L	14-69
9/30	Drake.....L	13-41
10/7	Augustana.....W	33-14
10/14	at North Dakota.....L	7-28
10/21	at Morningside.....L	0-10
10/28	South Dakota St.....L	28-54
11/4	at UNI.....W	14-7
11/11	North Dakota St.....W	31-7
Total (4-5, 3-3 NCC).....		201-230

1951

Coach Harry Gamage

9/22	at Marquette.....L	6-48
9/29	at Omaha.....W	27-19
10/6	at Augustana.....W	54-7
10/12	at North Dakota St.....W	19-0
10/20	Morningside.....W	27-7
10/27	at South Dakota St.....W	26-6
11/3	UNI.....W	27-7
11/10	North Dakota.....W	33-13
Total (7-1, 6-0 NCC).....		219-107

1952

Coach Harry Gamage

at Nebraska.....L	0-46
Augustana.....W	62-18
at North Dakota.....W	21-14
Omaha.....W	27-14
at Morningside.....L	7-27
South Dakota St.....T	21-21
at UNI.....W	34-20
North Dakota St.....L	7-33
Total (4-3-1, 3-2-1 NCC).....	179-193

1953

Coach Harry Gamage

9/19 at Iowa St.....L	0-35
10/3 at Augustana.....W	33-0
10/10 at Drake.....L	0-18
10/17 at North Dakota St.....L	6-12
10/24 Morningside.....W	35-7
10/31 at South Dakota St.....L	0-25
11/7 UNI.....L	27-34
11/14 North Dakota.....L	14-18
Total (2-6, 2-4 NCC).....	115-149

1954

Coach Harry Gamage

9/25 at S.D. Mines.....W	38-0
10/2 Augustana.....W	33-6
10/9 at North Dakota.....L	21-27
10/16 Drake.....W	33-26
10/23 at Morningside.....L	7-41
10/30 South Dakota St.....L	19-20
11/6 at UNI.....W	34-33
11/13 North Dakota St.....W	52-20
11/20 at Austin College (TX).....L	6-41
Total (5-4, 3-3 NCC).....	243-214

1955

Coach Harry Gamage

9/24 St. Cloud St.....L	7-20
10/1 at Augustana.....W	35-18
10/8 Black Hills St.....W	46-7
10/15 at North Dakota St.....W	45-28
10/22 Morningside.....W	11-0
10/29 at South Dakota St.....L	7-27
11/5 UNI.....L	26-33
11/12 North Dakota.....L	14-18
Total (4-4, 3-3 NCC).....	191-151

1956

Coach Ralph Stewart

9/22 at Nebraska.....L	6-34
9/29 at Augustana.....L	12-14
10/6 at North Dakota.....W	32-14
10/13 at Morningside.....L	6-13
10/20 South Dakota St.....W	19-14
10/27 at St. Louis.....L	7-27
11/3 UNI.....W	20-19
11/10 North Dakota St.....W	13-7
Total (4-4, 4-2 NCC).....	140-146

1957

Coach Ralph Stewart

9/14 at Southeast Mo. St.....W	21-0
9/21 at North Dakota St.....W	6-0
9/28 Augustana.....W	20-7
10/5 North Dakota.....T	27-27
10/12 Morningside.....W	27-6
10/19 at South Dakota St.....L	13-21
10/26 Washington (MO).....L	19-25
11/2 at UNI.....L	7-27
11/16 at Iowa St.....L	0-33
Total (4-4-1, 3-2-1 NCC).....	140-146

1958

Coach Ralph Stewart

SE Missouri St.....L	2-6
NW Missouri St.....W	22-8
Augustana.....L	12-13
North Dakota.....L	14-28
Morningside.....W	8-0
South Dakota St.....W	28-7
Iowa St.....L	0-53
11/8 North Dakota St.....W	13-8
UNI.....W	38-14
Total (5-4, 4-2 NCC).....	137-137

1959

Coach Ralph Stewart

9/12 Lamar.....L	9-41
9/19 at North Dakota St.....T	22-22
9/26 Augustana.....W	35-20
10/3 North Dakota.....W	31-14
10/10 Iowa St.....L	6-41
10/17 at South Dakota St.....L	7-12
10/24 at Washington (MO).....W	27-21
10/31 at UNI.....W	27-6
11/7 Morningside.....L	8-9
11/14 at Northern Colorado.....L	18-27
Total (4-5-1, 3-2-1 NCC).....	190-213

1960

Coach Ralph Stewart

9/17 Northern Colorado.....L	7-16
9/24 at Augustana.....L	0-21
10/1 at North Dakota.....L	7-27
10/8 at Morningside.....L	6-7
10/15 South Dakota St.....L	7-28
10/22 Washington (MO).....W	7-6
10/29 UNI.....L	0-40
11/5 North Dakota St.....L	7-40
11/24 at Lamar.....L	21-41
Total (1-8, 0-6 NCC).....	62-226

1961

Coach Ralph Stewart

9/17 Arkansas St.....L	9-21
9/23 at North Dakota St.....L	12-41
9/30 Augustana.....L	20-22
10/7 North Dakota.....L	7-21
10/14 Morningside.....L	12-27
10/21 at South Dakota St.....L	6-34
10/27 St. Mary (KS).....L	37-38
11/4 at UNI.....L	7-27
11/11 at Northern Colorado.....W	16-14
Total (1-8, 0-6 NCC).....	126-245

1962

Coach Bob Burns

9/15 at Northern Colorado.....L	26-35
9/22 at Nebraska.....L	0-53
9/29 at UNI.....L	0-28
10/6 Drake.....L	14-15
10/13 at Morningside.....L	13-34
10/20 South Dakota St.....L	0-24
10/27 at Augustana.....L	8-15
11/3 North Dakota St.....W	33-12
11/10 at North Dakota.....L	0-31
11/17 at Arkansas St.....L	0-18
Total (1-9, 1-5 NCC).....	94-265

1963

Coach Marv Rist

9/14 Bemidji St.....L	7-33
9/21 at North Dakota St.....L	8-53
9/28 at UNI.....L	6-33
10/5 at Drake.....L	0-23
10/12 Morningside.....L	0-33
10/19 at South Dakota St.....L	0-61
10/26 Augustana.....W	7-6
11/9 North Dakota.....L	0-55
Total (1-7, 1-5 NCC).....	28-297

1964

Coach Marv Rist

9/12 at Bemidji St.....W	14-0
9/19 at Nebraska.....L	0-56
9/26 Drake.....L	14-28
10/3 at Augustana.....W	14-12
10/10 at Morningside.....L	14-42
10/17 South Dakota St.....W	10-7
10/24 at North Dakota.....L	14-21
10/31 North Dakota St.....L	9-14
11/7 UNI.....L	6-13
Total (3-6, 2-4 NCC).....	95-193

1965

Coach Marv Rist

9/18 at Montana.....W	15-14
9/25 Drake.....L	0-17
10/2 Augustana.....L	0-43
10/9 Morningside.....L	0-41
10/16 at South Dakota St.....L	14-30
10/23 North Dakota.....L	7-33
10/30 at North Dakota St.....L	8-66
11/6 at UNI.....L	0-41
11/13 at Cincinnati.....L	0-41
11/20 at Northern Colorado.....W	17-0
Total (2-8, 0-6 NCC).....	61-326

1966

Coach Joe Salem

9/10 vs. Northern Colorado*W	27-12
9/17 Wayne St (NE).....W	40-6
9/24 Montana.....W	21-7
10/1 at Augustana.....L	20-24
10/8 at North Dakota.....L	17-31
10/15 at Morningside.....W	38-0
10/22 South Dakota St.....L	18-22
10/29 North Dakota St.....L	0-13
11/5 UNI.....W	30-14
11/12 at Drake.....L	14-31
*game played in Rapid City, S.D.	
Total (5-5, 2-4 NCC).....	225-160

1967

Coach Joe Salem

9/16 Wayne St (NE).....W	20-6
9/23 at Montana.....L	3-7
9/30 Augustana.....L	6-28
10/7 North Dakota.....L	6-9
10/14 Morningside.....L	14-23
10/21 at South Dakota St.....L	14-42
10/28 at North Dakota St.....L	0-34
11/4 at UNI.....L	7-15
11/11 at Drake.....W	37-35
11/18 at Omaha.....L	20-27
Total (2-8, 0-6 NCC).....	127-226

1968

Coach Joe Salem

9/14 at Minnesota St.....W	28-14
9/21 Montana.....W	21-0
9/28 at North Dakota.....W	17-16
10/5 North Dakota St.....L	13-35
10/12 at Morningside.....W	35-13
10/19 South Dakota St.....W	55-32
10/26 UNI.....W	13-7
11/2 Drake.....W	49-28
11/9 at Augustana.....W	33-14
11/16 at Northern Colorado.....W	35-14
Total (9-1, 5-1 NCC).....	299-173

1969

Coach Joe Salem

9/13 Minnesota St.....W	33-0
9/20 at Montana.....L	20-31
9/27 North Dakota.....L	26-35
10/4 at North Dakota St.....L	6-24
10/11 Morningside.....W	39-27
10/18 South Dakota St.....L	14-20
10/25 at UNI.....L	2-14
11/1 Drake.....L	24-29
11/8 Augustana.....W	28-22
11/15 at Omaha.....L	16-26
Total (3-7, 2-4 NCC).....	208-228

1970

Coach Joe Salem

9/12 Omaha.....W	53-28
9/19 at North Dakota.....T	14-14
9/26 North Dakota St.....L	21-24
10/3 UNI.....W	41-17
10/10 South Dakota St.....W	26-0
10/24 Montana.....L	7-35
10/31 at Augustana.....W	52-23
11/7 at Drake.....L	28-37
11/14 at Morningside.....L	27-28
11/21 at Weber St.....T	21-21
Total (4-4-2, 3-2-1 NCC).....	290-227

1971

Coach Joe Salem

9/4 at Montana.....L	7-14
9/11 at Wyoming.....L	28-42
9/18 Idaho St.....L	6-10
9/25 at North Dakota St.....L	15-16
10/2 at UNI.....L	0-8
10/9 Morningside (forfeit) ...L	35-6
10/16 at South Dakota St.....W	37-18
10/23 at Drake.....L	7-49
10/30 Augustana.....W	8-7
11/6 North Dakota.....W	29-21
Total (3-7, 3-3 NCC).....	172-191

1972

Coach Joe Salem

9/9 Montana.....W	35-0
9/16 at Idaho St.....W	35-7
9/23 at North Dakota.....L	3-33
9/30 UNI.....W	21-7
10/7 Drake.....W	28-23
10/14 at Morningside.....W	41-6
10/21 South Dakota St.....W	42-27
10/28 at Augustana.....W	21-14
11/4 North Dakota St.....W	35-21
11/11 at Minnesota St.....W	35-6
Total (9-1, 6-1 NCC).....	296-144

1973

Coach Joe Salem

9/1 Winona St.....W	77-0
9/15 at Tennessee Tech.....W	30-0
9/22 at North Dakota St.....W	9-7
9/29 at UNI.....W	19-7
10/6 at Montana.....L	19-31
10/13 Morningside.....W	60-7
10/20 at South Dakota St.....W	36-10
10/27 Augustana.....W	28-21
11/3 North Dakota.....L	21-54
11/10 Minnesota St.....W	38-3

NCAA Division II Playoffs

12/1 at Boise St.....L	10-53
Total (8-3, 6-1 NCC).....	347-193

1974

Coach Joe Salem

9/7 Tennessee Tech.....L	13-17
9/14 at Cameron.....W	29-22
9/21 Montana.....W	24-10
9/28 at Omaha.....W	33-7
10/5 at Augustana.....W	14-7
10/12 at Morningside.....W	49-21
10/19 South Dakota St.....W	20-6
10/26 at North Dakota.....W	37-24
11/2 North Dakota St.....L	12-13
11/9 UNI.....W	26-14
11/16 at Minnesota St.....L	40-57
Total (8-3, 5-2 NCC).....	297-198

1975

Coach Bernard Cooper
9/6 Cameron W 43-14
9/13 at Montana..... L 17-51
9/20 at Wisconsin..... L 7-48
9/27 UW-River Falls W 14-12
10/4 Augustana W 24-31
10/11 Morningside L 29-30
10/18 at South Dakota St L 22-24
10/25 North Dakota..... L 17-27
11/1 at North Dakota St..... L 3-28
11/8 at UNI L 19-45
11/15 Minnesota St W 34-30
Total (3-8, 1-6 NCC)..... 229-340

1976

Coach Bernard Cooper
9/4 Omaha L 22-28
9/11 at Wyoming..... L 7-48
9/18 at UNLV..... L 26-28
10/2 at Augustana W 30-27
10/9 at North Dakota..... W 14-7
10/16 at Morningside W 17-14
10/23 South Dakota St T 17-17
10/30 North Dakota st L 0-24
11/6 UNI W 7-14
11/13 Western Illinois W 28-7
Total (4-5-1, 3-2-1 NCC) 168-214

1977

Coach Bernard Cooper
9/3 at Omaha L 16-17
9/10 Morningside W 24-10
9/17 at Northern Colorado.. L 10-13
9/24 at Truman St..... L 7-19
10/1 Augustana L 8-14
10/8 North Dakota..... L 0-20
10/15 at Western Illinois W 17-16
10/22 at South Dakota St W 15-10
10/29 at North Dakota St..... L 6-9
11/5 at UNI L 14-34
11/12 Omaha* W 35-14
USD-UNO split games which counted as a tie in the NCC standings
Total (4-7, 2-4-1 NCC).. 152-176

1978

Coach Bernard Cooper
9/2 Omaha L 7-23
9/9 Truman St W 14-9
9/16 at Wyoming..... L 11-30
9/23 Northern Colorado..... L 11-20
9/30 at North Dakota St..... W 17-14
10/7 Morningside W 28-0
10/14 at South Dakota St W 24-7
10/21 Augustana W 32-11
10/28 North Dakota..... W 24-7
11/4 at Omaha* W 21-3
11/11 at Nevada..... L 7-50
USD-UNO split games which counted as a tie in the NCC standings
Total (7-4, 5-0-1 NCC).. 196-174

1979

Coach Dave Triplett
9/1 at Eastern Illinois..... L 15-24
9/8 St. Thomas (MN)* W 22-6
9/15 Truman St W 35-10
9/22 North Dakota St..... W 29-28
9/29 at Morningside W 24-8
10/6 at South Dakota St L 21-26
10/13 at Augustana L 6-7
10/20 at North Dakota..... L 22-23
10/27 Omaha W 23-17
11/3 UNI L 9-23
11/10 South Dakota St** L 28-33
*First game in DakotaDome
**From 1979-82, USD and SDSU played twice per year with each game counting as 0.5 win in the NCC standings
Total (5-6, 3-3 NCC)..... 234-205

1980

Coach Dave Triplett
9/1 Morningside W 16-14
9/6 at Eastern Illinois..... L 21-34
9/20 at Kansas St..... L 3-20
9/27 at South Dakota St L 13-21
10/4 Augustana W 20-10
10/11 North Dakota..... W 32-23
10/18 at Omaha L 7-18
10/25 Northern Colorado..... L 0-40
10/31 at North Dakota St..... L 7-49
11/8 South Dakota St W 16-7
11/15 at UNI W 16-14
Total (5-6, 3-3-1 NCC).. 151-250

1981

Coach Dave Triplett
9/5 Eastern Illinois..... L 17-19
9/12 at Kansas St..... L 10-31
9/19 at South Dakota St L 20-21
9/26 at Augustana W 24-0
10/3 at North Dakota..... L 0-27
10/10 Omaha W 17-16
10/17 at Northern Colorado.. L 17-27
10/24 North Dakota St..... L 7-43
10/31 at Morningside W 35-3
11/7 South Dakota St W 28-16
11/14 UNI W 34-12
Total (5-6, 3-3-1 NCC).. 209-215

1982

Coach Dave Triplett
9/4 Minnesota St W 35-9
9/11 at South Dakota St L 7-20
9/18 at Kansas St..... L 3-42
9/25 North Dakota..... W 10-9
10/2 at Omaha W 6-3
10/9 Northern Colorado..... L 8-24
10/16 at North Dakota St..... L 14-21
10/23 Morningside W 13-0
10/30 South Dakota St W 31-6
11/6 Augustana W 30-28
11/13 at UNI L 24-41
Total (6-5, 4-2-1 NCC).. 181-203

1983

Coach Dave Triplett
9/3 at Wyoming..... L 13-34
9/10 Truman St W 42-9
9/17 Omaha L 10-17
9/24 at St. Cloud St..... L 7-41
10/1 Morningside W 40-3
10/8 at North Dakota St..... L 3-17
10/15 at Northern Colorado.. W 16-14
10/22 Minnesota St W 27-22
10/29 at South Dakota St W 48-23
11/5 North Dakota..... W 26-16
11/12 Augustana W 27-0
Total (7-4, 6-3 NCC)..... 259-196

1984

Coach Dave Triplett
9/1 at Wyoming..... L 13-31
9/8 at Truman St..... W 27-14
9/15 at Omaha L 12-14
9/22 St. Cloud St..... W 22-21
9/29 at Morningside W 33-22
10/6 North Dakota St..... L 11-35
10/13 Northern Colorado..... W 17-15
10/20 at Minnesota St W 27-20
10/27 South Dakota St W 45-42
11/3 at North Dakota..... W 16-14
11/10 Augustana W 24-6
Total (8-3, 7-2 NCC)..... 247-234

1985

Coach Dave Triplett
9/7 Neb.-Kearney W 20-3
9/14 South Dakota St W 33-18
9/21 at North Dakota..... W 45-3
9/28 North Dakota St..... W 38-14
10/5 at Augustana W 42-24
10/12 Morningside W 40-38
10/19 at South Dakota St L 12-24
10/26 Minnesota St W 35-14
11/2 at St. Cloud St..... L 24-40
11/9 Northern Colorado..... W 49-6
11/16 at Omaha W 20-17
NCAA Division II Playoffs
11/30 Central St W tot 13-10
12/7 North Dakota St..... L 7-16
Total (10-3, 7-2 NCC)... 378-227

1986

Coach Dave Triplett
9/6 Washburn L 14-16
9/13 at South Dakota St W 26-14
9/20 North Dakota W 28-12
9/27 at North Dakota St..... L 12-21
10/4 Augustana W 48-8
10/11 Morningside W 33-10
10/18 South Dakota St W 51-39
10/25 at Minnesota St W 16-10
11/1 St. Cloud St..... W 52-0
11/8 at Northern Colorado.. W 31-17
11/15 Omaha W 41-8
NCAA Division II Playoffs
11/29 at UC Davis..... W 26-23
12/6 Troy St..... W 42-28
12/13 vs. North Dakota St* ... L 7-27
* - National Championship game in Florence, Ala.
Total (11-3, 8-1 NCC)... 427-233

1987

Coach Dave Triplett
9/5 Washburn W 17-7
9/12 Central Missouri W 38-14
9/19 at Omaha W 10-6
9/26 at South Dakota St W 30-21
10/3 Augustana W 17-0
10/10 at Morningside W 16-7
10/17 St. Cloud St..... L 10-13
10/24 at Minnesota St L 17-23
10/31 North Dakota St..... W 28-12
11/7 at North Dakota..... L 29-30
11/14 Northern Colorado..... L 20-27
Total (7-4, 5-4 NCC)..... 232-160

1988

Coach Dave Triplett
9/3 UW-Stevens Point..... W 40-7
9/10 at Central Missouri W 35-13
9/17 Omaha L 0-13
9/24 South Dakota St W 22-21
10/1 at Augustana L 14-24
10/8 Morningside W 31-6
10/15 at St. Cloud St..... L 3-14
10/22 Minnesota St W 21-3
10/29 at North Dakota St..... L 14-34
11/5 North Dakota..... L 9-24
11/12 at Northern Colorado.. W 28-24
Total (6-5, 4-5 NCC)..... 217-183

1989

Coach John Fritsch
9/2 Wayne St (NE)..... W 35-0
9/9 South Dakota St L 7-14
9/16 at Omaha L 7-23
9/23 North Dakota..... W 17-14
9/30 at North Dakota St..... L 20-40
10/7 at South Dakota St W 35-13
10/14 Augustana L 14-45
10/21 at Morningside W 23-10
10/28 Minnesota St L 3-14
11/4 at St. Cloud St..... L 25-28
11/11 Northern Colorado..... W 28-21
Total (5-6, 4-5 NCC)..... 214-222

1990

Coach John Fritsch
9/1 Northern St W 21-6
9/8 at South Dakota St L 3-24
9/15 Omaha L 16-21
9/22 at North Dakota..... L 12-46
9/29 North Dakota St..... L 14-42
10/6 South Dakota St L 14-16
10/13 at Augustana W 32-28
10/20 Morningside W 13-6
10/27 at Minnesota St L 8-35
11/3 St. Cloud St..... W 31-27
11/10 at Northern Colorado.. L 15-51
Total (4-7, 3-6 NCC)..... 179-302

1991

Coach John Fritsch
9/14 South Dakota St L 7-19
9/21 at Morningside L 7-42
9/28 North Dakota..... L 6-21
10/5 at North Dakota St..... L 12-35
10/12 at South Dakota St L 18-21
10/19 Augustana W 27-18
10/26 at St. Cloud St..... L 0-45
11/2 Minnesota St Cancelled
11/9 at Northern Colorado.. L 20-45
11/16 Omaha L 7-15
Total (1-8, 1-7 NCC)..... 104-261

1992

Coach Dennis Creehan
9/5 Northern St W 47-14
9/12 at South Dakota St L 0-13
9/19 Morningside (forfeit) .. W 8-31
9/26 at North Dakota..... L 3-52
10/3 North Dakota St..... L 20-39
10/10 South Dakota St L 21-31
10/17 at Augustana L 7-27
10/24 St. Cloud St..... L 16-29
10/31 at Minnesota St L 15-22
11/7 Northern Colorado..... L 10-21
11/14 at Omaha W 25-22
Total (3-8, 2-7 NCC)..... 172-301

1993

Coach Dennis Creehan
9/4 Northern St W 59-0
9/11 Bemidji St..... W 42-3
9/18 Minnesota St L 31-44
9/25 at Omaha W 27-10
10/2 Augustana W 28-14
10/9 Northern Colorado..... L 14-24
10/16 at North Dakota St..... L 14-35
10/23 South Dakota St W 29-7
10/30 at Morningside W 31-20
11/6 at North Dakota..... L 7-42
11/13 St. Cloud St..... L 10-21
Total (6-5, 4-5 NCC)..... 292-220

1994

Coach Dennis Creehan
9/3 UW-Whitewater..... W 37-6
9/10 at Northern St W 45-21
9/17 at Minnesota St L 17-35
9/24 Omaha W 30-16
10/1 at Augustana L 3-30
10/8 at Northern Colorado.. L 16-28
10/15 North Dakota St..... L 13-24
10/22 at South Dakota St L 10-26
10/29 Morningside W 28-12
11/5 North Dakota..... L 20-23
11/12 at St. Cloud St..... W 24-22
Total (5-6, 3-6 NCC)..... 243-243

1995

Coach Dennis Creehan

9/2	at Truman St.....	W	27-10
9/9	Northern St.....	W	56-13
9/16	Morningside.....	W	35-17
9/23	at Northern Colorado..	L	21-28
9/30	St. Cloud St.....	W	12-7
10/7	South Dakota St.....	L	3-31
10/14	at Augustana.....	W	24-7
10/21	North Dakota.....	W	35-0
10/28	at North Dakota St.....	L	7-14
11/4	Minnesota St.....	W	28-7
11/11	at Omaha.....	W	55-37
Total (8-3, 6-3 NCC).....			303-171

1996

Coach Dennis Creehan

9/7	Wayne St (NE).....	W	48-28
9/14	at Northern St.....	W	52-28
9/21	at Morningside.....	W	42-6
9/28	Northern Colorado.....	W	27-24
10/5	at St. Cloud St.....	W	38-31
10/12	at South Dakota St.....	L	17-28
10/19	Augustana.....	W	33-28
10/26	at North Dakota.....	L	6-29
11/2	North Dakota St.....	L	20-59
11/9	vs. Minnesota St*.....	L	30-31
11/16	Omaha.....	L	22-31
Total (6-5, 4-5 NCC).....			335-323

* - game played in Minneapolis, Minn.

1997

Coach Ron Rankin

9/6	at Wayne St (NE).....	W	59-0
9/13	Northern St.....	W	41-16
9/20	at Minnesota St.....	L	20-24
9/27	at Omaha.....	L	14-38
10/4	South Dakota St.....	W	21-3
10/11	Northern Colorado.....	L	31-45
10/18	at Morningside.....	W	22-0
10/25	Augustana.....	W	35-23
11/1	North Dakota.....	L	19-20
11/8	at St. Cloud St.....	L	7-17
11/15	North Dakota St.....	L	21-24
Total (5-6, 3-6 NCC).....			290-210

1998

Coach Ron Rankin

9/5	Wayne St (NE).....	W	24-14
9/12	Truman St.....	W	21-16
9/19	Minnesota St.....	W	29-26
9/26	Omaha.....	L	7-29
10/3	at South Dakota St.....	L	10-24
10/10	at Northern Colorado..	L	3-34
10/17	Morningside.....	L	31-38
10/24	at Augustana.....	L	20-27
10/31	at North Dakota.....	L	14-33
11/7	St. Cloud St.....	L	15-26
11/14	at North Dakota St.....	L	7-51
Total (3-8, 1-8 NCC).....			181-318

1999

Coach John Austin

9/4	at Montana.....	L	13-45
9/11	at Truman St.....	W	38-21
9/18	North Dakota.....	L	10-17
9/25	North Dakota St.....	L	14-45
10/2	at Augustana.....	L	21-35
10/9	St. Cloud St.....	W	43-22
10/16	at Omaha.....	L	23-54
10/23	at Northern Colorado..	L	27-35
10/30	Morningside.....	W	21-0
11/6	South Dakota St.....	L	30-43
11/13	at Minnesota St.....	W	35-9
Total (4-7, 3-6 NCC).....			275-356

2000

Coach John Austin

8/31	at Missouri Western.....	W	17-13
9/9	Truman St.....	W	38-14
9/16	at North Dakota.....	L	14-42
9/23	at North Dakota St.....	L	20-45
9/30	Augustana.....	W	15-10
10/7	at St. Cloud St.....	W	37-0
10/13	Omaha.....	L	7-21
10/21	Northern Colorado.....	W	27-6
10/28	at Morningside.....	W	30-7
11/4	at South Dakota St.....	W	41-28
11/11	Minnesota St.....	W	24-3
Total (8-3, 6-3 NCC).....			270-189

2001

Coach John Austin

8/30	Winona St.....	W	44-21
9/8	at Minn Duluth.....	L	10-14
9/15	St. Cloud St.....	L	21-22
9/22	vs. Omaha*.....	L	16-19
9/29	at North Dakota St.....	L	10-42
10/6	at Augustana.....	L	7-25
10/13	Northern Colorado.....	W	31-19
10/27	South Dakota St.....	L	3-20
11/3	at Minnesota St.....	L	16-29
11/10	North Dakota.....	L	7-48
Total (2-8, 1-7 NCC).....			165-259

* - game played in Sioux Falls, S.D.

2002

Coach John Austin

9/7	Missouri Western.....	L	3-10
9/14	Minn Duluth.....	L	21-23
9/21	at St. Cloud St.....	L	15-36
9/28	at Omaha.....	L	10-17
10/5	North Dakota St.....	W	40-37
10/12	Augustana.....	W	16-10
10/19	at Northern Colorado..	L	10-27
10/26	St. Joseph's (IN).....	W	42-7
11/2	at South Dakota St.....	L	20-27
11/9	Minnesota St.....	L	17-23
11/16	at North Dakota.....	L	0-20
Total (3-8, 2-6 NCC).....			194-237

2003

Coach John Austin

9/6	Concordia-St. Paul.....	W	34-28
9/13	Minn Duluth.....	W	10-7
9/20	at UW-LaCrosse.....	L	24-28
9/27	Omaha.....	L	0-34
10/4	at Augustana.....	W	31-27
10/11	Minnesota St.....	W	30-0
10/18	at St. Cloud St.....	L	21-33
10/25	South Dakota St.....	L	11-22
11/1	at North Dakota St.....	L	3-35
11/8	North Dakota.....	L	3-37
11/15	Lincoln.....	W	56-7
Total (5-6, 2-5 NCC).....			223-258

2004

Coach Ed Meierkort

8/28	at Truman St.....	W	49-22
9/2	Peru St.....	W	56-0
9/11	Minn-Moorhead.....	W	51-3
9/18	UW-LaCrosse.....	W	45-44
9/25	at Omaha.....	L	13-20
10/2	Augustana.....	W	23-0
10/9	at Minnesota St.....	W	30-23
10/16	St. Cloud St.....	W	37-21
10/23	at Upper Iowa.....	W	45-12
10/30	Minn Duluth.....	W	48-21
11/6	at North Dakota.....	L	21-41
Total (9-2, 4-2 NCC).....			418-207

2005

Coach Ed Meierkort

9/25	at Minn-Crookston.....	W	77-0
9/3	Truman St.....	W	63-24
9/10	Minn-Moorhead.....	W	56-10
9/17	at Colorado Mines.....	W	44-41
9/24	Omaha.....	W	59-14
10/1	at Augustana.....	W	48-17
10/8	Minnesota St.....	W	35-14
10/15	at St. Cloud St.....	L	17-24
10/22	Upper Iowa.....	W	63-17
10/29	at Minn Duluth.....	L	43-56
11/5	North Dakota.....	W	42-30
Total (9-2, 4-2 NCC).....			547-247

2006

Coach Ed Meierkort

8/31	Quincy.....	W	59-0
9/9	Minn-Crookston.....	W	66-6
9/16	Minn Duluth.....	W	27-14
9/23	at St. Cloud St.....	W	20-10
9/30	at Central Arkansas.....	L	0-24
10/7	Central Washington.....	W	10-7
10/14	at Western Wash.....	W	42-10
10/21	Augustana.....	W	38-14
10/26	at Minnesota St.....	L	39-44
11/4	Omaha.....	W	45-28
11/11	at North Dakota.....	L	26-33

NCAA Division II Playoffs

11/18	at Northwood.....	W	31-28
11/25	at Grand Valley St.....	L	17-35
Total (9-4, 6-2 NCC).....			420-253

2007

Coach Ed Meierkort

8/30	at West Texas A&M.....	L	45-55
9/8	Winona St.....	W	49-28
9/15	at Minn Duluth.....	W	36-22
9/22	St. Cloud St.....	W	31-0
9/28	at McNeese St.....	L	7-31
10/6	at Central Washington..	W	40-45
10/13	Western Washington..	W	24-10
10/20	at Augustana.....	W	38-17
10/27	Minnesota St.....	W	34-23
11/1	at Omaha.....	L	14-41
11/10	North Dakota.....	L	27-31
Total (6-5, 5-3 NCC).....			345-303

2008

Coach Ed Meierkort

8/30	St. Ambrose.....	W	52-0
9/6	at UNI.....	L	13-24
9/13	at Southeast Louisiana..	W	30-31
9/20	Culver-Stockton.....	W	70-7
9/27	at Montana St.....	L	18-37
10/4	at Cal Poly.....	L	22-49
10/11	Missouri S&T.....	W	34-3
11/1	at North Greenville.....	W	63-0
11/8	Southern Oregon.....	W	37-0
11/15	at Southern Utah.....	W	42-20
11/22	North Dakota.....	L	31-34
Total (6-5, 1-2 GWC).....			412-205

2009

Coach Ed Meierkort

9/3	William Penn.....	W	52-0
9/12	at UNI.....	L	7-66
9/19	Drake.....	W	51-21
9/29	Southeast Louisiana ..	W	44-13
10/3	at North Dakota.....	L	12-27
10/10	UC Davis.....	L	23-24
10/17	at Montana St.....	L	24-31
10/31	at Northern Colorado..	L	17-21
11/7	Southern Utah.....	W	45-21
11/14	at Cal Poly.....	W	50-48
Total (5-5, 2-2 GWC).....			325-272

2010

Coach Ed Meierkort

9/4	at Central Florida.....	L	7-38
9/11	at Minnesota.....	W	41-38
9/18	NW Oklahoma St.....	W	48-14
9/25	at North Dakota St.....	L	16-38
10/2	North Dakota.....	W	27-17
10/9	at UC Davis.....	L	13-17
10/16	UNI.....	L	14-19
10/23	at Southern Utah.....	L	13-31
10/30	Northern Colorado.....	W	34-6
11/6	Cal Poly.....	L	24-38
11/13	at Lamar.....	L	20-24
Total (4-7, 1-3 GWC).....			257-280

2011

Coach Ed Meierkort

9/3	at Air Force.....	L	20-37
9/10	Eastern Washington....	W	30-17
9/17	NW Oklahoma St.....	W	48-10
9/24	at Wisconsin.....	L	10-59
10/1	Lindenwood.....	W	30-0
10/8	Southern Utah.....	W	24-19
10/15	at Illinois St.....	L	3-28
10/22	UC Davis.....	W	27-24
10/29	at Cal Poly.....	L	24-27
11/12	Missouri S&T.....	W	48-14
11/19	at North Dakota.....	L	37-38
Total (6-5, 2-2 GWC).....			301-273

2012

Coach Joe Glenn

9/1	at Montana.....	L	24-35
9/8	Colgate.....	W	31-21
9/22	at Northwestern.....	L	7-38
9/29	Illinois St.....	L	31-34
10/6	Western Illinois.....	L	17-24
10/13	at Missouri St.....	L	24-27
10/20	vs. North Dakota St* ..	L	0-54
10/27	at Indiana St.....	L	14-45
11/3	at Youngstown St.....	L	10-13
11/10	UNI.....	L	21-24
11/17	at South Dakota St.....	L	8-31
Total (1-10, 0-8 MVFC).....			187-346

* - game played in Sioux Falls, S.D.

2013

Coach Joe Glenn

8/31	UC Davis.....	W	10-7
9/7	at Kansas.....	L	14-31
9/21	at Northern Arizona.....	L	16-22
9/28	at Western Illinois.....	L	10-24
10/5	Missouri St.....	W	17-14
10/12	Indiana St.....	W	17-14
10/19	at UNI.....	W	38-31
10/26	at Illinois St.....	L	14-28
11/2	Youngstown St.....	L	34-38
11/9	Montana.....	L	27-31
11/16	South Dakota St.....	L	12-27
11/23	at North Dakota St.....	L	0-42
Total (4-8, 3-5 MVFC) ..			209-309

2014

Coach Joe Glenn

8/30	at Oregon.....	L	13-62
9/6	William Penn.....	W	41-16
9/13	at Montana.....	L	20-28
9/20	Northern Arizona.....	W	28-21
10/4	at Southern Illinois.....	L	10-41
10/11	UNI.....	L	16-27
10/18	at Missouri St.....	L	12-31
10/25	North Dakota St.....	L	7-47
11/1	at Youngstown St.....	L	17-28
11/8	Western Illinois.....	L	29-44
11/15	Illinois St.....	L	26-45
11/22	at South Dakota St.....	L	14-37
Total (2-10, 0-8 MVFC).....			233-427

2015

Coach Joe Glenn

9/5	at Kansas St.....L	0-34
9/12	at UC Davis.....W	27-17
9/19	Drake.....W	52-0
10/3	Youngstown St.....L	3-31
10/10	at Western Illinois.....L	21-40
10/17	at North Dakota St.....W	24-21
10/24	Missouri St.....W	40-10
10/31	at UNI.....L	7-20
11/7	Southern Illinois.....W	34-31
11/14	South Dakota St.....L	23-30
11/21	at Illinois St.....L	0-46
Total (5-6, 3-5 MVFC) ..		301-273

2016

Coach Bob Nielson

9/1	at New Mexico.....L	21-48
9/10	Weber St.....W	2ot 52-49
9/17	at North Dakota.....L	2ot 44-47
10/1	at Youngstown St.....L	20-30
10/8	UNI.....W	28-25
10/15	at Indiana St.....W	2ot 33-30
10/22	Illinois St.....W	27-24
10/29	Western Illinois.....L	34-35
11/5	at Southern Illinois.....L	28-35
11/12	at South Dakota St.....L	21-28
11/19	North Dakota St.....L	21-28
Total (4-7, 3-5 MVFC) ..		329-379

2017

Coach Bob Nielson

9/2	at Drake.....W	77-7
9/9	at Bowling Green.....W	35-27
9/16	North Dakota.....W	45-7
9/30	at Western Illinois.....W	38-33
10/7	Youngstown St.....W	31-28
10/14	Indiana St.....W	56-6
10/21	at Illinois St.....L	21-37
10/28	Southern Illinois.....W	42-0
11/4	at UNI.....L	29-34
11/11	at North Dakota St.....L	14-49
11/18	South Dakota St.....L	28-31
NCAA FCS Playoffs		
11/25	at Nicholls.....W	38-31
12/2	at Sam Houston St.....L	42-54
Total (8-5, 4-4 MVFC) ..		496-344

2018

Coach Bob Nielson

9/1	at Kansas St.....L	24-27
9/8	Northern Colorado.....W	43-28
9/15	at Weber St.....L	10-27
9/29	at Southern Illinois.....W	31-24
10/6	Missouri St.....W	35-28
10/13	UNI.....L	28-42
10/20	at Youngstown St.....L	17-29
10/27	North Dakota St.....L	14-59
11/3	at Indiana St.....L	2ot 48-51
11/10	Western Illinois.....W	17-12
11/17	at South Dakota St.....L	27-49
Total (4-7, 3-5 MVFC) ..		294-376

2019

Coach Bob Nielson

8/31	Montana.....L	17-31
9/7	at Oklahoma.....L	14-70
9/14	Houston Baptist.....L	52-53
9/21	at Northern Colorado.....W	14-6
10/5	Indiana St.....W	38-0
10/12	at Missouri St.....W	45-10
10/19	at UNI.....L	27-42
10/26	Southern Illinois.....L	28-48
11/2	at Western Illinois.....L	34-38
11/9	Youngstown St.....W	56-21
11/16	at North Dakota St.....L	14-49
11/23	South Dakota St.....W	24-21
Total (5-7, 4-4 MVFC) ..		363-389

2020-21

Coach Bob Nielson

2/27	at Illinois St.....W	27-20
3/4	at North Dakota.....L	10-21
3/13	Missouri St.....L	24-27
3/20	at Youngstown St.....L	10-28
Total (1-3, 1-3 MVFC) ..		71-96

2021

Coach Bob Nielson

9/3	at Kansas.....L	14-17
9/11	Northern Arizona.....W	34-7
9/18	at Cal Poly.....W	48-14
9/25	at Missouri St.....L	23-31
10/2	Indiana St.....W	38-10
10/9	North Dakota.....W	20-13
10/16	at UNI.....W	34-21
10/23	Illinois St.....L	14-20
11/6	at Western Illinois.....W	42-21
11/13	South Dakota St.....W	23-20
11/20	at North Dakota St.....L	24-52
NCAA FCS Playoffs		
11/27	Southern Illinois.....L	10-22
Total (7-5, 5-3 MVFC) ..		324-248

All-Time Series vs. Opponents

AIR FORCE (0-1)		
9/3/2011	A	L, 20-37
ARKANSAS ST (0-2)		
9/17/1961	H	L, 9-21
11/17/1962	A	L, 0-18
ARMY (0-1)		
11/2/1929	A	L, 6-33
AUGUSTANA (44-19)		
10/3/1930	A	W, 86-0
1941		W, 26-6
1942		L, 0-19
1948		W, 39-12
11/5/1949	A	W, 46-17
10/7/1950	H	W, 33-14
10/6/1951	A	W, 54-7
1952	H	W, 62-18
10/3/1953	A	W, 33-0
10/2/1954	H	W, 33-6
10/1/1955	A	W, 35-18
9/29/1956	A	L, 12-14
9/28/1957	H	W, 20-7
1958		L, 12-13
9/26/1959	H	W, 35-20
9/24/1960	A	L, 0-21
9/30/1961	H	L, 20-22
10/27/1962	A	L, 8-15
10/26/1963	H	W, 7-6
10/3/1964	A	W, 14-12
10/2/1965	H	L, 0-43
10/1/1966	A	L, 20-24
9/30/1967	H	L, 6-28
11/9/1968	A	W, 33-14
11/8/1969	H	W, 28-22
10/31/1970	A	W, 52-23
10/30/1971	H	W, 8-7
10/28/1972	A	W, 21-12
10/27/1973	H	W, 28-21
10/5/1974	A	W, 14-7
10/4/1975	H	L, 24-31
10/2/1976	A	W, 30-27
10/1/1977	H	L, 8-14
10/21/1978	H	W, 32-11
10/13/1979	A	L, 6-7
10/4/1980	H	W, 20-10
9/26/1981	A	W, 24-0
11/6/1982	H	W, 30-28
11/12/1983	H	W, 27-0
11/10/1984	H	W, 24-6
10/5/1985	A	W, 42-24
10/4/1986	H	W, 48-8
10/3/1987	H	W, 17-0
10/1/1988	A	L, 14-24
10/14/1989	H	L, 14-45
10/13/1990	A	W, 32-28
10/19/1991	H	W, 27-18
10/17/1992	A	L, 7-27
10/2/1993	H	W, 28-14
10/1/1994	A	L, 3-30
10/14/1995	A	W, 24-7
10/19/1996	H	W, 33-28
10/25/1997	H	W, 35-23
10/24/1998	A	L, 20-27
10/2/1999	A	L, 21-35
9/30/2000	H	W, 15-10
10/6/2001	A	L, 7-25
10/12/2002	H	W, 16-10

10/4/2003	A	W, 31-27
10/2/2004	H	W, 23-0
10/1/2005	A	W, 48-17
10/21/2006	H	W, 38-14
10/20/2007	A	W, 38-17
AUSTIN COLLEGE (0-1)		
11/20/1954	A	L, 6-41
BELLEVUE (1-0)		
1911		W, 45-0
BEMIDJI ST (2-1)		
9/14/1963	H	L, 7-33
9/12/1964	A	W, 14-0
9/11/1993	H	W, 42-3
BLACK HILLS ST (1-0)		
10/8/1955	H	W, 46-7
BOISE ST (0-1)		
12/1/1973	A	L, 10-53
BOWLING GREEN (1-0)		
9/9/2017	A	W, 35-27
BRADLEY (1-1)		
11/8/1947	A	W, 20-13
1948		L, 27-53
BUENA VISTA (4-1)		
1899		W, 27-2
1900		L, 6-11
1903		W, 5-0
1904		W, 18-0
1937	H	W, 48-7
BYU (0-1)		
11/25/1932	A	L, 7-13
CAL POLY (2-3)		
10/4/2008	A	L, 22-49
11/14/2009	A	W, 50-48
11/6/2010	H	L, 24-38
10/29/2011	A	L, 24-27
9/18/2021	A	W, 48-14
CAMERON (2-0)		
9/14/1974	A	W, 29-22
9/6/1975	H	W, 43-14
CARLETON (2-1-1)		
1901		T, 0-0
10/5/1929	A	W, 6-0
10/3/1931	H	L, 12-13
10/29/1932	A	W, 6-0
CATHOLIC UNIV. (M.D.) (0-1)		
1934	A	L, 0-52
CENTRAL ARKANSAS (0-1)		
9/30/2006	A	L, 0-24
CENTRAL FLORIDA (0-1)		
9/4/2010	A	L, 7-38

CENTRAL MISSOURI (2-0)		
9/12/1987	H	W, 38-14
9/10/1988	A	W, 35-13
CENTRAL ST (OH) (1-0)		
11/30/1985	H	(ot) W, 13-10
CENTRAL WASHINGTON (1-1)		
10/7/2006	H	W, 10-7
10/6/2007	A	L, 40-45
CINCINNATI (0-4)		
10/15/1932	A	L, 0-7
10/7/1933	A	L, 0-14
11/18/1939	A	L, 0-13
11/13/1965	A	L, 0-41
COLGATE (1-0)		
9/8/2012	H	W, 31-21
COLORADO MINES (1-0)		
9/17/2005	A	(ot) W, 44-41
COLUMBUS COLLEGE (1-0)		
11/8/1924	(Sioux Falls)	W, 7-0
CONCORDIA-ST. PAUL (1-0)		
9/6/2003	H	W, 34-28
CREIGHTON (9-11-1)		
1903		L, 0-10
1904		L, 5-12
1905		W, 22-0
1911		W, 31-3
1912		W, 68-0
1913		W, 17-0
1914		W, 9-7
1915		T, 0-0
1916		L, 13-20
1917		W, 7-0
1918		L, 0-13
1919		L, 0-12
1920		W, 16-7
1921		L, 0-19
11/4/1922	A	L, 6-12
11/17/1923	A	L, 0-34
11/19/1926	A	W, 6-0
1935	(Sioux Falls)	W, 7-6
1936	A	L, 0-24
1938		L, 0-24
11/16/1940	A	L, 0-39
CULVER-STOCKTON (1-0)		
9/20/2008	H	W, 70-7

DAKOTA WESLEYAN (20-1-1)		
1901		W, 26-0
1904		T, 6-6
1905		W, 22-5
1906		W, 11-4
1907		W, 17-5
1908		W, 11-0
1909		W, 6-0
1910		W, 23-11
1911		W, 3-0
1915		W, 23-7
1916		W, 55-0
1918		W, 33-0
1920		W, 24-0
1921		W, 7-0
11/11/1922	H	W, 34-0
11/10/1923	A	W, 31-2
10/10/1925	H	W, 27-0
9/17/1932	H	W, 25-0
1938		W, 19-0
9/21/1940	H	W, 19-6
1945		L, 0-20
1948		W, 53-0
DENVER (2-1)		
1909		L, 0-10
1911		W, 10-0
1913		W, 42-0
DEPAUL (0-1)		
11/4/1933	A	L, 0-20
DES MOINES (1-0)		
11/14/1925	H	W, 7-0
DOANE (2-0)		
1904		W, 23-0
10/12/1940	H	W, 25-0
DRAKE (8-11)		
11/15/1919	H	W, 6-3
10/7/1949	A	L, 6-48
9/30/1950	H	L, 13-41
10/10/1953	A	L, 0-18
10/16/1954	H	W, 33-26
10/6/1962	H	L, 14-15
10/5/1963	A	L, 0-23
9/26/1964	H	L, 14-28
9/25/1965	H	L, 0-17
11/12/1966	A	L, 14-31
11/11/1967	A	W, 37-35
11/2/1968	H	W, 49-28
11/1/1969	H	L, 24-29
11/7/1970	A	L, 28-37
10/23/1971	A	L, 7-49
10/7/1972	H	W, 28-23
9/19/2009	H	W, 51-21
9/19/2015	H	W, 52-0
9/2/2017	A	W, 77-7
DUKE (0-1)		
10/6/1928	A	L, 6-25
EASTERN ILLINOIS (0-3)		
9/1/1979	A	L, 15-24
9/6/1980	A	L, 21-34
9/5/1981	H	L, 17-19

EASTERN WASHINGTON (1-0)

9/10/2011 H W, 30-17

GEORGE WASHINGTON (0-0-1)

10/17/1930 A T, 0-0

GONZAGA (0-1)

11/19/1932 A L, 0-12

GRAND VALLEY ST (0-1)

11/25/2006 A L, 17-35

GUSTAVUS ADOLPHUS (1-0)

1942 W, 20-13

HASKELL INDIAN NATIONS (0-1)

1934 A L, 7-14

HOUSTON BAPTIST (0-1)

9/14/2019 H L, 52-53

HURON (4-0)

1908 W, 10-0

9/24/1927 H W, 32-0

11/9/1929 H W, 66-0

9/16/1950 H W, 61-0

IDAHO ST (1-1)

9/18/1971 H L, 6-10

9/16/1972 A W, 35-7

ILLINOIS (0-2)

1921 L, 0-52

9/26/1942 A L, 0-46

ILLINOIS COLLEGE (1-0)

11/25/1933 A W, 7-0

ILLINOIS ST (2-7)

10/15/2011 A L, 3-28

9/29/2012 H L, 31-34

10/26/2013 A L, 14-28

11/15/2014 H L, 26-45

11/21/2015 A L, 0-46

10/22/2016 H W, 27-24

10/21/2017 A L, 21-37

2/27/2021 A W, 27-20

10/23/2021 H L, 14-20

ILLINOIS WESLEYAN (1-1)

11/30/1933 A L, 0-13

1935 H W, 7-6

INDIANA ST (5-2)

10/27/2012 A L, 14-45

10/12/2013 H W, 17-14

10/15/2016 A (2OT) W, 33-30

10/14/2017 H W, 56-6

11/3/2018 A (3OT) L, 48-51

10/5/2019 H W, 38-0

10/2/2021 H W, 38-10

IOWA (0-8)

1917 L, 0-35

1919 L, 14-26

11/3/1928 A L, 0-19

1934 A L, 0-34

1935 A L, 2-47

1936 A L, 7-33

9/30/1939 A L, 0-41

10/5/1940 A L, 0-46

IOWA ST (0-9)

1899 L, 6-11

1903 L, 0-23

1906 L, 0-22

1908 L, 0-26

1941 L, 0-27

9/19/1953 A L, 0-35

11/16/1957 A L, 0-33

1958 L, 0-53

10/10/1959 H L, 6-41

KANSAS (0-3)

1900 L, 0-41

9/7/2013 A L, 14-31

9/3/2021 A L, 14-17

KANSAS ST (0-5)

9/20/1980 A L, 13-21

9/12/1981 A L, 10-31

9/18/1982 A L, 3-42

9/5/2015 A L, 0-34

9/1/2018 A L, 24-27

LAMAR (0-3)

9/12/1959 H L, 9-41

11/24/1960 A L, 21-41

11/13/2010 A L, 20-24

LEMARS CRESCENT (2-0)

1899 W, 5-0

1899 W, 16-0

LINCOLN (MO) (1-0)

11/15/2003 H W, 56-7

LINCOLN MEDICS (NE) (2-0)

1900 W, 6-0

1901 W, 18-0

LINDENWOOD (1-0)

10/1/2011 H W, 30-0

LOUISIANA TECH (0-1)

1937 A L, 6-20

MARQUETTE (0-5)

11/30/1922 A L, 0-38

1937 A L, 6-7

9/27/1947 A L, 6-33

1948 L, 0-32

9/22/1951 A L, 6-48

MCNEESE ST (0-1)

9/28/2007 A L, 7-31

MICHIGAN (0-1)

1912 L, 6-7

MICHIGAN ST (0-5-1)

1913 L, 7-19

1916 T, 3-3

1919 L, 0-13

1921 L, 0-14

10/21/1922 A L, 0-7

11/5/1932 A L, 6-20

MINNESOTA (2-8)

1904 L, 0-77

1910 L, 0-17

1911 L, 0-5

1912 W, 10-0

1913 L, 0-14

1914 L, 7-29

1915 L, 0-19

1916 L, 0-81

11/8/1930 A L, 0-59

9/11/2010 A W, 41-38

MINNESOTA ST (19-12)

9/14/1968 A W, 28-14

9/13/1969 H W, 33-0

11/11/1972 A W, 35-6

11/10/1973 H W, 38-3

11/16/1974 A L, 40-57

11/15/1975 H W, 34-30

9/4/1982 H W, 35-9

10/22/1983 H W, 27-22

10/20/1984 A W, 27-20

10/26/1985 H W, 35-14

10/25/1986 A W, 16-10

10/24/1987 A L, 17-23

10/22/1988 H W, 21-3

10/28/1989 H L, 3-14

10/27/1990 A L, 8-35

10/31/1992 A L, 15-22

9/18/1993 H L, 31-44

9/17/1994 A L, 17-35

11/4/1995 H W, 28-7

11/9/1996 A L, 30-31

9/20/1997 A L, 20-24

9/19/1998 H W, 29-26

11/13/1999 A W, 35-29

11/11/2000 H W, 24-3

11/3/2001 A L, 16-29

11/9/2002 H L, 17-23

10/11/2003 H W, 30-0

10/9/2004 A W, 30-23

10/8/2005 H W, 35-14

10/26/2006 A L, 39-44

10/27/2007 H W, 34-23

MINNESOTA-CROOKSTON (2-0)

9/25/2005 A W, 77-0

9/9/2006 H W, 66-6

MINNESOTA-DULUTH (4-3)

9/8/2001 A L, 10-14

9/14/2002 H L, 21-23

9/13/2003 H W, 10-7

10/30/2004 H W, 48-21

10/29/2005 A L, 43-56

9/16/2006 H W, 27-14

9/15/2007 A W, 36-22

MINN-MOORHEAD (2-0)

9/11/2004 H W, 51-3

9/10/2005 H W, 56-10

MISSOURI S&T (3-0)

1902 W, 23-0

10/11/2008 H W, 34-3

11/12/2011 H W, 48-14

MISSOURI ST (4-4)

10/13/2012 A L, 24-27

10/5/2013 H W, 17-14

10/18/2014 A L, 12-31

10/24/2015 H W, 40-10

10/6/2018 H W, 35-28

10/12/2019 A W, 45-10

3/13/2021 H L, 24-27

9/25/2021 A L, 23-31

MISSOURI WESTERN (1-1)

8/31/2000 A W, 17-13

9/7/2002 H L, 3-10

MONTANA (6-13)

1915 W, 10-7

1916 L, 0-11

9/17/1949 A L, 13-33

9/18/1965 A W, 15-14

9/24/1966 H W, 21-7

9/23/1967 A L, 3-7

9/21/1968 H W, 21-0

9/20/1969 A L, 20-31

10/24/1970 H L, 7-35

9/4/1971 A L, 7-14

9/9/1972 H W, 35-0

10/6/1973 A L, 19-31

9/21/1974 H W, 24-10

9/13/1975 A L, 17-51

9/4/1999 A L, 13-45

9/1/2012 A L, 24-35

11/9/2013 H L, 27-31

9/13/2014 A L, 20-28

8/31/2019 H L, 17-31

MONTANA ST (0-2)

9/27/2008 A L, 18-37

10/17/2009 A (OT) L, 24-31

MORNINGSIDE (59-28-6)

1898	T, 0-0
1900	W, 29-6
1901	W, 28-0
1901	W, 11-5
1902	W, 5-0
1903	W, 23-0
1904	W, 23-5
1905	T, 0-0
1907	T, 0-0
1908	W, 21-0
1910	W, 19-0
1911	W, 23-0
1914	W, 20-3
1916	T, 0-0
1917	L, 7-14
1918	L, 0-7
1919	W, 13-3
1920	L, 3-6
11/29/1923	A L, 0-10
11/27/1924	A W, 41-7
11/26/1925	A L, 7-12
11/25/1926	A L, 0-19
11/24/1927	A W, 22-7
10/20/1928	H L, 0-8
11/28/1929	A L, 0-6
11/27/1930	A L, 12-19
10/24/1931	A L, 0-20
10/8/1932	H W, 6-0
10/21/1933	A W, 13-7
1934	H L, 0-14
1935	A T, 13-13
1936	H W, 25-12
1937	A W, 16-0
1938	W, 13-0
10/21/1939	A W, 7-6
10/19/1940	H W, 26-6
1941	W, 26-12
1942	W, 26-6
10/19/1946	A W, 6-0
10/18/1947	H W, 21-19
1948	W, 14-7
10/22/1949	H T, 6-6
10/21/1950	A L, 0-10
10/20/1951	H W, 27-7
1952	A L, 7-27
10/24/1953	H W, 35-7
10/23/1954	A L, 7-41
10/22/1955	H W, 11-0
10/13/1956	A L, 6-13
10/12/1957	H W, 27-6
1958	W, 8-0
11/7/1959	H L, 8-9
10/8/1960	A L, 6-7
10/14/1961	H L, 12-27
10/13/1962	A L, 13-34
10/12/1963	H L, 0-33
10/10/1964	A L, 14-42
10/9/1965	H L, 0-41
10/15/1966	A W, 38-0
10/14/1967	H L, 14-23
10/12/1968	A W, 35-13
10/11/1969	H W, 39-27
11/14/1970	A L, 27-28
10/9/1971	H (Forfeit) L, 35-6
10/14/1972	A W, 41-6
10/13/1973	H W, 60-7
10/12/1974	A W, 49-21
10/11/1975	H L, 29-30
10/16/1976	A W, 17-14
9/10/1977	H W, 24-10
10/7/1978	H W, 28-0

9/29/1979	A W, 24-8
9/1/1980	H W, 16-14
10/31/1981	A W, 35-3
10/23/1982	H W, 13-0
10/1/1983	H W, 40-3
9/29/1984	A W, 33-22
10/12/1985	H W, 40-38
10/11/1986	H W, 33-10
10/10/1987	A W, 16-17
10/8/1988	H W, 31-6
10/21/1989	A W, 23-10
10/20/1990	H W, 13-6
9/21/1991	A L, 7-42
9/19/1992	H (Forfeit) W, 8-31
10/30/1993	A W, 31-20
10/29/1994	H W, 28-12
9/16/1995	H W, 35-17
9/21/1996	A W, 42-6
10/18/1997	A W, 22-0
10/17/1998	H L, 31-38
10/30/1999	H W, 21-0
10/28/2000	A W, 30-7

NEBRASKA (1-14-2)

1899	W, 6-5
1903	L, 0-23
1905	L, 6-42
1906	L, 0-4
1907	L, 0-39
1909	T, 6-6
1910	L, 9-12
1914	T, 0-0
1920	L, 0-20
10/7/1922	A L, 0-66
9/26/1931	A L, 6-44
1945	L, 0-53
9/24/1949	A L, 6-33
1952	A L, 0-46
9/22/1956	A L, 6-34
9/22/1962	A L, 0-53
9/19/1964	A L, 0-56

NEBRASKA-KEARNEY (1-0)

9/7/1985	H W, 20-3
----------	-----------

NEBRASKA WESLEYAN (6-1-1)

1910	W, 29-0
1912	W, 39-0
1913	W, 57-7
10/20/1923	H T, 0-0
10/18/1924	H W, 19-0
10/24/1925	H L, 0-3
10/23/1926	H W, 13-10
10/22/1927	A W, 26-0

NEW MEXICO (0-1)

9/1/2016	A L, 21-48
----------	------------

NEVADA (0-1)

11/11/1978	A L, 7-50
------------	-----------

NICHOLLS (1-0)

11/25/2017	A W, 38-31
------------	------------

NORTH DAKOTA (31-63-5)

1903	L, 0-6
1908	W, 10-4
1912	W, 44-0
1914	W, 30-3
1915	T, 0-0
1916	L, 0-20
1917	W, 19-0
1919	L, 0-13
1920	T, 7-7
1921	L, 0-21
10/14/1922	H L, 0-7
10/13/1923	A W, 13-6
10/11/1924	H W, 6-0
10/17/1925	A L, 0-3
10/16/1926	H W, 12-0
10/15/1927	A W, 6-0
11/10/1928	H L, 0-6
10/12/1929	A L, 7-13
11/15/1930	H L, 0-21
10/10/1931	(Aberdeen) L, 6-52
9/30/1932	A L, 8-18
10/13/1933	A L, 0-41
1934	H L, 0-20
1935	A L, 0-25
1936	H L, 0-6
1937	A L, 7-13
11/9/1940	H L, 0-13
1941	L, 7-14
1942	W, 26-0
10/11/1946	A L, 6-20
11/1/1947	H W, 20-7
1948	L, 7-13
10/1/1949	H T, 7-7
10/14/1950	A L, 7-28
11/10/1951	H W, 33-13
1952	A W, 21-14
11/14/1953	H L, 14-18
10/9/1954	A L, 21-27
11/12/1955	H L, 14-18
10/6/1956	A W, 32-14
10/5/1957	H T, 27-27
1958	L, 14-28
10/3/1959	H W, 31-14
10/1/1960	A L, 7-27
10/7/1961	H L, 7-21
11/10/1962	A L, 0-31
11/9/1963	H L, 0-55
10/24/1964	A L, 14-21
10/23/1965	H L, 7-33
10/8/1966	A L, 17-31
10/7/1967	H L, 6-9
9/28/1968	A W, 17-16
9/27/1969	H L, 26-35
9/19/1970	A T, 14-14
11/6/1971	H W, 29-21
9/23/1972	A L, 3-33
11/3/1973	H L, 21-54
10/26/1974	A W, 37-24
10/25/1975	H L, 17-27
10/9/1976	A W, 14-7
10/8/1977	H L, 0-20
10/28/1978	H W, 24-7
10/20/1979	A L, 22-23
10/11/1980	H W, 32-23
10/3/1981	A L, 0-27
9/25/1982	H W, 10-9
11/5/1983	H W, 26-16
11/3/1984	A W, 16-14
9/21/1985	A W, 45-3
9/20/1986	H W, 28-12
11/7/1987	A L, 29-30

11/5/1988	H L, 9-24
9/23/1989	H W, 17-14
9/22/1990	A L, 12-46
9/28/1991	H L, 6-21
9/26/1992	A L, 3-52
11/6/1993	A L, 7-42
11/5/1994	H L, 20-23
10/21/1995	H W, 35-0
10/26/1996	A L, 6-29
11/1/1997	H L, 19-20
10/31/1998	A L, 14-33
9/18/1999	H L, 10-17
9/16/2000	A L, 14-42
11/10/2001	H L, 7-48
11/16/2002	A L, 0-20
11/8/2003	H L, 3-37
11/6/2004	A L, 21-41
11/5/2005	H W, 42-30
11/11/2006	A L, 26-33
11/10/2007	H L, 27-31
11/22/2008	H (OT) L, 31-34
10/3/2009	A L, 12-27
10/2/2010	H W, 27-17
11/19/2011	A L, 37-38
9/17/2016	A (2OT) L, 44-47
9/16/2017	H W, 45-7
3/4/2021	A L, 10-21
10/9/2021	H W, 20-13

NORTH DAKOTA ST (26-56-2)

11/10/1903	A L, 0-22
1907	H L, 0-54
11/15/1924	H W, 13-6
11/11/1927	H W, 13-0
11/17/1928	H W, 26-6
11/16/1929	H T, 6-6
10/11/1930	A L, 7-25
11/14/1931	H L, 0-13
11/11/1933	H L, 0-14
10/12/1934	A L, 0-20
11/16/1935	(Mitchell) L, 0-20
11/5/1938	H W, 20-0
10/6/1939	A W, 19-7
11/15/1941	H W, 19-0
1942	A W, 37-12
10/10/1947	A W, 13-7
11/6/1948	H W, 41-6
10/14/1949	A W, 40-7
11/11/1950	H W, 31-7
10/12/1951	A W, 19-0
1952	H L, 7-33
10/17/1953	A L, 6-12
11/13/1954	H W, 52-20
10/15/1955	A W, 45-28
11/10/1956	H W, 13-7
9/21/1957	A W, 6-0
11/8/1958	H W, 13-8
9/19/1959	A T, 22-22
11/5/1960	H L, 7-40
9/23/1961	A L, 12-41
11/3/1962	H W, 33-12
9/21/1963	A L, 8-53
10/31/1964	H L, 9-14
10/30/1965	A L, 8-66
10/29/1966	H L, 0-13
10/28/1967	A L, 0-34
10/5/1968	H L, 13-35
10/4/1969	A L, 6-24
9/26/1970	H L, 21-24
9/25/1971	A L, 15-16
11/4/1972	H W, 35-21
9/22/1973	A W, 9-7

11/2/1974	H	L, 12-13
11/1/1975	A	L, 3-28
10/30/1976	H	L, 0-24
10/29/1977	A	L, 6-9
9/30/1978	A	W, 17-14
9/22/1979	H	W, 29-28
10/31/1980	A	L, 7-49
10/24/1981	H	L, 7-43
10/16/1982	A	L, 14-21
10/8/1983	A	L, 3-17
10/6/1984	H	L, 11-35
9/28/1985	H	W, 38-14
12/7/1985	H	L, 7-16
9/27/1986	A	L, 12-21
12/13/1986	(Florence, Ala.)	L, 7-27
10/31/1987	H	W, 28-12
10/29/1988	A	L, 14-34
9/30/1989	A	L, 20-40
9/29/1990	H	L, 14-42
10/5/1991	A	L, 12-35
10/3/1992	H	L, 20-39
10/16/1993	A	L, 14-35
10/15/1994	H	L, 13-24
10/28/1995	A	L, 7-14
11/2/1996	H	L, 20-59
11/15/1997	H (OT)	L, 21-24
11/14/1998	A	L, 7-51
9/25/1999	H	L, 14-45
9/23/2000	A	L, 20-45
9/29/2001	A	L, 10-42
10/5/2002	H (4OT)	W, 40-37
11/1/2003	A	L, 3-35
9/25/2010	A	L, 16-38
10/20/2012	(Sioux Falls)	L, 0-54
11/23/2013	A	L, 0-42
10/25/2014	H	L, 7-47
10/17/2015	A	W, 24-21
11/19/2016	H	L, 21-28
11/11/2017	A	L, 14-49
10/27/2018	H	L, 14-59
11/16/2019	A	L, 14-49
11/20/2021	A	L, 24-52

NORTH GREENVILLE (1-0)

11/1/2008	A	W, 63-0
-----------	---	---------

NORTHERN ARIZONA (2-1)

9/21/2013	A	L, 16-22
9/20/2014	H	W, 28-21
9/11/2021	H	W, 34-7

NORTHERN COLORADO (16-20)

11/14/1959	A	L, 18-27
9/17/1960	H	L, 7-16
11/11/1961	A	W, 16-14
9/15/1962	A	L, 26-35
11/20/1965	A	W, 17-0
9/10/1966	(Rapid City)	W, 27-12
11/16/1968	A	W, 35-14
9/17/1977	A	L, 10-13
9/23/1978	H	L, 11-20
10/25/1980	H	L, 0-40
10/17/1981	A	L, 17-27
10/9/1982	H	L, 8-24
10/15/1983	A	W, 16-14
10/13/1984	H	W, 17-15
11/9/1985	H	W, 49-6
11/8/1986	A	W, 31-17
11/14/1987	H	L, 20-27
11/12/1988	A	W, 28-24
11/11/1989	H	W, 28-21
11/10/1990	A	L, 15-51

11/9/1991	A	L, 20-45
11/7/1992	H	L, 10-21
10/9/1993	H	L, 14-24
10/8/1994	A	L, 16-28
9/23/1995	A	L, 21-28
9/28/1996	H (OT)	W, 27-24
10/11/1997	H	L, 31-45
10/10/1998	A	L, 3-34
10/23/1999	A	L, 27-35
10/21/2000	H	W, 27-6
10/13/2001	H	W, 31-19
10/19/2002	A	L, 10-27
10/31/2009	A	L, 17-21
10/30/2010	H	W, 34-6
9/8/2018	H	W, 43-28
9/21/2019	A	W, 14-6

NORTHERN STATE (8-0)

9/29/1923	H	W, 27-0
9/1/1990	H	W, 21-6
9/5/1992	H	W, 47-14
9/7/1993	H	W, 59-0
9/10/1994	A	W, 45-21
9/9/1995	H	W, 56-13
9/14/1996	A	W, 52-28
9/13/1997	H	W, 41-16

NW MISSOURI ST (1-0)

1958		W, 22-8
------	--	---------

NW OKLAHOMA ST (2-0)

9/18/2010	H	W, 48-14
9/17/2011	H	W, 48-10

NORTHWESTERN (IL) (0-5)

10/4/1924	A	L, 0-28
10/2/1925	A	L, 7-14
10/2/1926	A	L, 0-34
10/1/1927	A	L, 2-47
9/22/2012	A	L, 7-38

NORTHWOOD (1-0)

11/18/2006	A (OT)	W, 31-28
------------	--------	----------

NORTRE DAME (0-5)

1913		L, 7-20
1914		L, 0-33
1915		L, 0-6
1916		L, 0-21
1917		L, 0-44

OKLAHOMA (0-1)

9/7/2019	A	L, 14-70
----------	---	----------

OMAHA (25-22-1)

1935	H	W, 13-7
1936	A	W, 29-0
1937	H	W, 26-0
1938		W, 7-0
10/14/1939	H	W, 14-6
11/2/1940	A	T, 6-6
1941		W, 28-7
1948		W, 26-6
9/29/1951	A	W, 27-19
1952	H	W, 27-14
11/18/1967	A	L, 20-27
11/15/1969	A	L, 16-26
9/12/1970	H	W, 53-28
9/28/1974	A	W, 33-7
9/4/1976	H	L, 22-28
9/3/1977	A	L, 16-17
11/12/1977	H	W, 35-14

9/2/1978	H	L, 7-23
11/4/1978	A	W, 21-3
10/27/1979	H	W, 23-17
10/18/1980	A	L, 7-18
10/10/1981	H	W, 17-16
10/2/1982	A	W, 6-3
10/17/1983	H	L, 10-17
9/15/1984	A	L, 12-14
11/16/1985	A	W, 20-17
11/15/1986	H	W, 41-8
9/19/1987	A	W, 10-6
9/17/1988	H	L, 0-13
9/16/1989	A	L, 7-23
9/15/1990	H	L, 16-21
11/16/1991	H	L, 7-15
11/14/1992	A	W, 25-22
9/25/1993	A	W, 27-10
9/24/1994	H	W, 30-16
11/11/1995	A	W, 55-37
11/16/1996	H	L, 22-31
9/27/1997	A	L, 14-38
9/26/1998	H	L, 7-29
10/16/1999	A	L, 23-54
10/13/2000	H	L, 7-21
9/22/2001	(Sioux Falls)	L, 16-19
9/28/2002	A	L, 10-17
9/27/2003	H	L, 0-34
9/25/2004	A	L, 13-20
9/24/2005	H	W, 59-14
11/4/2006	H	W, 45-28
11/1/2007	A	L, 14-41

OMAHA MEDICS (3-0)

1902		W, 12-0
1902		W, 35-0
1904		W, 25-0

OREGON (0-1)

8/30/2014	A	L, 13-62
-----------	---	----------

PACIFIC (0-2)

9/23/1939	A	L, 0-6
11/14/1947	A	L, 0-52

PARSONS (1-0-1)

1936	H	T, 7-7
10/4/1947	A	W, 33-7

PERU ST (2-0)

1938		W, 33-12
9/2/2004	H	W, 56-0

QUINCY (1-0)

8/31/2006	H	W, 59-0
-----------	---	---------

SAM HOUSTON ST (0-1)

12/2/2017	A	L, 42-54
-----------	---	----------

SAN JOSE ST (0-1)

11/21/1940	A	L, 7-40
------------	---	---------

SIoux CITY MEDICS (1-0)

1900		W, 23-0
------	--	---------

SIoux FALLS (3-0)

1902		W, 33-0
1920		W, 64-0
1936	H	W, 25-6

S.D. MINES (2-0)

1902		W, 23-0
9/25/1954	A	W, 38-0

SOUTH DAKOTA ST (53-55-7)

1889		T, 6-6
1900		W, 17-0
1901		W, 22-0
1901		W, 6-0
1902		W, 10-0
1904		T, 6-6
1905		W, 17-0
1906		W, 22-0
1910		W, 33-0
1911		W, 15-6
1912		W, 73-7
1914		W, 12-0
1915		W, 7-0
1919		L, 6-13
1920		W, 7-3
1921		L, 0-9
10/28/1922	A	T, 7-7
10/27/1923	H	L, 0-7
11/1/1924	A	L, 3-10
10/31/1925	H	L, 0-7
10/30/1926	A	T, 0-0
10/29/1927	H	W, 16-12
10/27/1928	A	L, 0-13
10/26/1929	H	L, 0-6
10/25/1930	A	L, 6-13
10/31/1931	H	W, 10-0
10/22/1932	A	T, 0-0
10/28/1933	H	L, 0-14
11/18/1933	(Sioux Falls)	W, 6-0
1934	A	L, 0-19
1935	H	W, 7-2
1936	A	W, 6-0
1937	H	W, 12-2
1938		W, 7-0
10/28/1939	H	W, 21-7
10/26/1940	A	W, 26-0
1941		W, 40-0
1942		W, 7-0
10/26/1946	H	L, 0-20
10/25/1947	A	W, 26-7
1948		W, 33-0
10/29/1949	A	L, 25-27
10/28/1950	H	L, 28-54
10/27/1951	A	W, 26-6
1952	H	T, 21-21
10/31/1953	A	L, 0-25
10/30/1954	H	L, 19-20
10/29/1955	A	L, 7-27
10/20/1956	H	W, 19-14
10/19/1957	A	L, 13-21
1958		W, 28-7
10/17/1959	A	L, 7-12
10/15/1960	H	L, 7-28
10/21/1961	A	L, 6-34
10/20/1962	H	L, 0-24
10/19/1963	A	L, 0-61
10/17/1964	H	W, 10-7
10/16/1965	A	L, 14-30
10/22/1966	H	L, 18-22
10/21/1967	A	L, 14-42
10/19/1968	H	W, 55-32
10/18/1969	H	L, 14-20
10/17/1970	H	W, 26-0
10/16/1971	A	W, 37-18
10/16/1972	H	W, 42-27
10/20/1973	A	W, 36-10
10/19/1974	H	W, 20-6
10/18/1975	A	L, 22-24
10/23/1976	H	T, 17-17
10/22/1977	A	W, 15-10
10/14/1978	A	W, 24-7

10/6/1979	A	L, 21-26
11/10/1979	H	L, 28-33
9/27/1980	A	L, 13-21
11/8/1980	H	W, 16-7
9/19/1981	A	L, 20-21
11/7/1981	H	W, 28-16
9/11/1982	A	L, 7-20
10/30/1982	H	W, 31-6
10/29/1983	A	W, 48-23
10/27/1984	H	W, 45-42
9/14/1985	H	W, 33-18
10/19/1985	A	L, 12-24
9/13/1986	A	W, 26-14
10/18/1986	H	W, 51-39
9/26/1987	A	W, 30-21
9/24/1988	H	W, 22-21
9/9/1989	H	L, 7-14
10/7/1989	A	W, 35-13
9/8/1990	A	L, 3-24
10/6/1990	H	L, 14-16
9/14/1991	H	L, 7-19
10/12/1991	A	L, 18-21
9/12/1992	A	L, 0-13
10/10/1992	H	L, 21-31
10/23/1993	H	W, 29-7
10/22/1994	A	L, 10-26
10/7/1995	H	L, 3-31
10/12/1996	A	L, 17-28
10/4/1997	H	W, 21-3
10/3/1998	A	L, 10-24
11/6/1999	H	L, 30-43
11/4/2000	A	W, 41-28
10/27/2001	H	L, 3-20
11/2/2002	A	L, 20-27
10/25/2003	H	L, 11-22
11/17/2012	A	L, 8-31
11/16/2013	H	L, 12-27
11/22/2014	A	L, 14-37
11/14/2015	H	L, 23-30
11/12/2016	A	L, 21-28
11/18/2017	H	L, 28-31
11/17/2018	A	L, 27-49
11/23/2019	H	W, 24-21
11/13/2021	H	W, 23-20

S.D.-SPRINGFIELD (1-0)
9/27/1928 H W, 20-0

SOUTHEAST MISSOURI ST (1-1)
9/14/1957 A W, 21-0
1958 H L, 2-6

SE LOUISIANA (1-1)
9/13/2008 A L, 30-31
9/29/2009 H W, 44-13

SOUTHERN ILLINOIS (3-4)
10/4/2014 A L, 10-41
11/7/2015 H W, 34-31
11/5/2016 A L, 28-35
10/28/2017 H W, 42-0
9/29/2018 A W, 31-24
10/26/2019 H L, 28-48
11/27/2021 H L, 10-22

SOUTHERN OREGON (1-0)
11/8/2008 H W, 37-0

SOUTHERN UTAH (3-1)
11/15/2008 A W, 42-20
11/7/2009 H W, 45-21
10/23/2010 A L, 13-31
10/8/2011 H W, 24-19

ST. AMBROSE (1-0)
2008 H W, 52-0

ST. CLOUD ST (11-15)
9/24/1955 H L, 7-20
9/24/1983 A L, 7-41
9/22/1984 H W, 22-21
11/2/1985 A L, 24-40
11/1/1986 H W, 52-0
10/17/1987 H L, 10-13
10/15/1988 A L, 3-14
11/4/1989 A L, 25-28
11/3/1990 H W, 31-27
10/26/1991 A L, 0-45
10/24/1992 H L, 16-29
11/13/1993 H L, 10-21
11/12/1994 A W, 24-22
9/30/1995 H W, 12-7
10/5/1996 A (2OT) W, 38-31
11/8/1997 A L, 7-17
11/7/1998 H L, 15-26
10/9/1999 H W, 43-22
10/7/2000 A W, 37-0
9/15/2001 (Sioux Falls) L, 21-22
9/21/2002 A L, 15-36
10/18/2003 A L, 21-33
10/16/2004 H W, 37-21
10/15/2005 A L, 17-24
9/23/2006 A W, 20-10
9/22/2007 H W, 31-0

ST. JOSEPH'S (IN) (1-0)
2002 H W, 42-7

ST. LOUIS (0-5-1)
11/18/1922 A L, 0-24
1936 A T, 6-6
1937 A L, 0-9
11/24/1939 A L, 0-6
11/1/1946 A L, 7-41
10/27/1956 A L, 7-27

ST. MARY (KS) (0-1)
10/27/1961 H L, 37-38

ST. THOMAS (1-0)
9/8/1979 H W, 22-6

TENNESSEE TECH (1-1)
9/15/1973 A W, 30-0
9/7/1974 H L, 13-17

TROY ST (1-0)
12/6/1986 H W, 42-28

TRUMAN ST (10-1)
9/24/1977 A L, 7-19
9/9/1978 H W, 14-9
9/15/1979 H W, 35-10
9/10/1983 H W, 42-9
9/8/1984 A W, 27-14
9/2/1995 A W, 27-10
9/12/1998 H W, 21-16
9/11/1999 A W, 38-21
9/9/2000 H W, 38-14
8/28/2004 A W, 49-22
9/3/2005 H W, 63-24

TULSA (0-1)
10/8/1927 A L, 12-33

UC DAVIS (4-2)
11/29/1986 A W, 26-23
10/10/2009 H (OT) L, 23-24
10/9/2010 A L, 13-17
10/22/2011 H W, 27-24
8/31/2013 H W, 10-7
9/12/2015 A W, 27-17

UNI (20-30-1)
1899 T, 0-0
1901 L, 6-10
1937 H W, 13-0
1938 W, 26-2
11/11/1939 H L, 0-14
1942 L, 0-36
11/11/1949 H L, 14-21
11/4/1950 A W, 14-7
11/3/1951 H W, 27-7
1952 A W, 34-20
11/7/1953 H L, 27-34
11/6/1954 A W, 34-33
11/5/1955 H L, 26-33
11/3/1956 H W, 20-19
11/2/1957 A L, 7-27
1958 W, 38-14
10/31/1959 A W, 27-6
10/29/1960 H L, 0-40
11/4/1961 A L, 7-27
9/29/1962 A L, 0-28
9/28/1963 A L, 6-33
11/7/1964 H L, 6-13
11/6/1965 A L, 0-41
11/5/1966 H W, 30-14
11/4/1967 A L, 7-15
10/26/1968 H W, 13-7
10/25/1969 A L, 2-14
10/3/1970 H W, 41-17
10/2/1971 A L, 0-8
9/30/1972 H W, 21-7
9/29/1973 A W, 19-7
11/9/1974 H W, 26-14
11/8/1975 A L, 19-45
11/6/1976 H L, 7-14
11/5/1977 A L, 14-34
11/3/1979 H L, 9-23
11/15/1980 A W, 16-14
11/14/1981 H W, 34-12
11/13/1982 A L, 24-41
9/6/2008 A L, 13-24
9/12/2009 A L, 7-66
10/16/2010 H L, 14-19
11/10/2012 H L, 21-24
10/19/2013 A (2OT) W, 38-31
10/11/2014 H L, 16-27
10/31/2015 A L, 7-20

10/8/2016 H W, 28-25
11/4/2017 A L, 29-34
10/13/2018 H L, 28-42
10/19/2019 A L, 27-42
10/16/2021 A W, 34-21

UNLV (0-1)
9/18/1976 A L, 26-28

UPPER IOWA (2-0)
10/23/2004 A W, 45-12
10/22/2005 H W, 63-17

UTAH (0-1)
10/9/1926 A L, 0-13

VALPARAISO (0-1)
1919 L, 0-12

WASHBURN (1-1)
1986 H L, 14-16
1987 H W, 17-7

WASHINGTON (MO) (2-1)
10/26/1957 H L, 19-25
10/24/1959 A W, 27-21
10/22/1960 H W, 7-6

WAYNE ST (MI) (0-1)
9/23/1950 A L, 14-69

WAYNE ST (NE) (8-3)
1937 H W, 25-7
9/28/1940 H L, 0-6
1941 W, 13-0
1945 L, 0-6
10/5/1946 H L, 0-12
9/17/1966 H W, 40-6
9/16/1967 H W, 20-6
9/2/1989 H W, 35-0
9/7/1996 H W, 48-28
9/6/1997 A W, 59-0
9/5/1998 H W, 24-14

WEBER ST (1-1-1)
11/21/1970 A T, 21-21
9/10/2016 H (2OT) W, 52-49
9/15/2018 A L, 10-27

WEST TEXAS A&M (0-1)
8/30/2007 A L, 45-55

WESTERN ILLINOIS (5-6)
11/13/1976 H W, 28-7
10/15/1977 A W, 17-16
10/6/2012 H L, 17-24
9/28/2013 A L, 10-24
11/8/2014 H L, 29-44
10/10/2015 A L, 21-40
10/29/2016 H L, 34-35
9/30/2017 A W, 38-33
11/10/2018 H W, 17-12
11/2/2019 A L, 34-38
11/6/2021 A W, 42-21

WESTERN WASHINGTON (2-0)
10/14/2006 A W, 42-10
10/13/2007 H W, 24-10

WESTMAR (IA) (4-0)

11/6/1926	A	W, 25-0
11/5/1927	A	W, 14-6
10/19/1929	H	W, 42-0
1934	H	W, 46-0
1948		W, 52-0

WILLIAM PENN (2-0)

9/3/2009	H	W, 52-0
9/6/2014	H	W, 41-16

WINONA ST (3-0)

9/1/1973	H	W, 77-0
8/30/2001	H	W, 44-21
9/8/2007	H	W, 49-28

WISCONSIN (0-2)

9/20/1975	A	L, 7-48
9/24/2011	A	L, 10-59

UW-LACROSSE (1-1)

9/20/2003	A	L, 24-28
9/18/2004	H	W, 45-44

UW-RIVER FALLS (1-0)

9/27/1975		W, 14-12
-----------	--	----------

UW-STEVENS POINT (1-0)

9/3/1988	H	W, 40-7
----------	---	---------

UW-WHITEWATER (1-0)

9/3/1994	H	W, 37-6
----------	---	---------

WYOMING (0-5)

9/11/1971	A	L, 28-42
9/11/1976	A	L, 7-48
9/16/1978	A	L, 11-30
9/3/1983	A	L, 13-34
9/1/1984	A	L, 13-31

YANKTON (SD) (28-2-1)

1889		W, 11-0
1898		L, 4-18
1898		W, 22-14
1902		W, 40-0
1902		W, 23-0
1905		W, 23-0
1906		W, 35-4
1907		W, 39-0
1908		W, 6-0
1909		W, 39-0
1910		W, 29-0
1911		W, 35-0
1914		W, 33-3
1915		W, 46-0
1921		W, 28-0
9/30/1922	H	W, 7-0
10/6/1923	H	W, 48-0
9/27/1924	H	W, 19-0
9/26/1925	H	W, 45-0
9/25/1926	H	W, 34-0
9/28/1928	H	W, 19-0
9/28/1929	H	W, 13-0
9/27/1930	H	T, 7-7
9/19/1931	H	W, 21-6
9/24/1932	H	W, 20-0
9/23/1933	H	W, 20-0
1934	H	W, 20-0
1935	H	W, 34-0
1945		L, 0-13
9/28/1946	H	W, 19-13
9/20/1947	H	W, 25-7

YORK (NE) (1-0)

9/30/1933	H	W, 19-0
-----------	---	---------

YOUNGSTOWN ST (2-7)

11/3/2012	A	L, 10-13
11/2/2013	H	L, 34-38
11/1/2014	A	L, 17-28
10/3/2015	H	L, 3-31
10/1/2016	A	L, 20-30
10/7/2017	H	W, 31-28
10/20/2018	A	L, 17-29
11/9/2019	H	W, 56-21
3/20/2021	A	L, 10-28

USD All-Time vs. Opponents

Air Force.....	0-1	LeMars Crescent.....	2-0	Southern Utah.....	3-1
Arkansas St.....	0-2	Lincoln (Mo.).....	1-0	St. Ambrose.....	1-0
Army.....	0-1	Lincoln Medics (Neb.).....	2-0	St. Cloud St.....	11-15
Augustana.....	44-19	Lindenwood.....	1-0	St. Joseph's (Ind.).....	1-0
Austin College.....	0-1	Louisiana Tech.....	0-1	St. Louis.....	0-5-1
Bellevue.....	1-0	Marquette.....	0-5	St. Mary (Kan.).....	0-1
Bemidji St.....	2-1	McNeese St.....	0-1	St. Thomas.....	1-0
Black Hills St.....	1-0	Michigan.....	0-1	Tennessee Tech.....	1-1
Boise St.....	0-1	Michigan St.....	0-5-1	Troy St.....	1-0
Bowling Green.....	1-0	Minnesota.....	2-8	Truman St.....	10-1
Bradley.....	1-1	Minnesota St.....	19-12	Tulsa.....	0-1
Buena Vista.....	4-1	Minnesota-Crookston.....	2-0	UC Davis.....	4-2
BYU.....	0-1	Minnesota-Duluth.....	4-3	UNI.....	20-30-1
Cal Poly.....	2-3	Minnesota-Moorhead.....	2-0	UNLV.....	0-1
Cameron.....	2-0	Missouri S&T.....	3-0	Upper Iowa.....	2-0
Carleton.....	2-1-1	Missouri St.....	4-4	Utah.....	0-1
Catholic Univ. (Md.).....	0-1	Missouri Western.....	1-1	Valparaiso.....	0-1
Central Arkansas.....	0-1	Montana.....	6-13	Washburn.....	1-1
Central Florida.....	0-1	Montana St.....	0-2	Washington (Mo.).....	2-1
Central Missouri.....	2-0	Morningside.....	59-28-6	Wayne St (Mich.).....	0-1
Central St (Ohio).....	1-0	Nebraska.....	1-14-2	Wayne St (Neb.).....	8-3
Central Washington.....	1-1	Nebraska-Kearney.....	1-0	Weber St.....	1-1-1
Cincinnati.....	0-4	Nebraska Wesleyan.....	6-1-1	West Texas A&M.....	0-1
Colgate.....	1-0	Nevada.....	0-1	Western Illinois.....	5-6
Colorado Mines.....	1-0	New Mexico.....	0-1	Western Washington.....	2-0
Columbus College.....	1-0	Nicholls.....	1-0	Westmar (Iowa).....	5-0
Concordia-St. Paul.....	1-0	North Dakota.....	31-63-5	William Penn.....	2-0
Creighton.....	9-11-1	North Dakota St.....	26-56-2	Winona St.....	3-0
Culver-Stockton.....	1-0	North Greenville.....	1-0	Wisconsin.....	0-2
Dakota Wesleyan.....	20-1-1	Northern Arizona.....	2-1	Wisconsin-LaCrosse.....	1-1
Denver.....	2-1	Northern Colorado.....	16-20	Wisconsin-River Falls.....	1-0
DePaul.....	0-1	Northern St.....	8-0	Wisconsin-Stevens Point.....	1-0
Des Moines.....	1-0	Northwest Missouri St.....	1-0	Wisconsin-Whitewater.....	1-0
Doane.....	2-0	Northwestern Oklahoma St.....	2-0	Wyoming.....	0-5
Drake.....	8-11	Northwestern.....	0-5	Yankton (S.D.).....	28-2-1
Duke.....	0-1	Northwood.....	1-0	York (Neb.).....	1-0
Eastern Illinois.....	0-3	Notre Dame.....	0-5	Youngstown St.....	2-7
Eastern Washington.....	1-0	Oklahoma.....	0-1	TOTAL.....	549-546-34
George Washington.....	0-0-1	Omaha.....	25-22-1	BOLD: 2022 Opponent	
Gonzaga.....	0-1	Omaha Medics.....	3-0		
Grand Valley St.....	0-1	Oregon.....	0-1		
Gustavus Adolphus.....	1-0	Pacific.....	0-2		
Haskell Indian Nations.....	0-1	Parsons.....	1-0-1		
Houston Baptist.....	0-1	Peru St.....	2-0		
Huron.....	4-0	Quincy.....	1-0		
Idaho St.....	1-1	Sam Houston State.....	0-1		
Illinois.....	0-2	San Jose St.....	0-1		
Illinois College.....	1-0	Sioux City Medics.....	1-0		
Illinois St.....	2-7	Sioux Falls.....	3-0		
Illinois Wesleyan.....	1-1	South Dakota Mines.....	2-0		
Indiana St.....	5-2	South Dakota St.....	53-55-7		
Iowa.....	0-8	South Dakota-Springfield.....	1-0		
Iowa St.....	0-9	Southeast Missouri St.....	1-1		
Kansas.....	0-3	Southeastern Louisiana.....	1-1		
Kansas St.....	0-5	Southern Illinois.....	3-4		
Lamar.....	0-3	Southern Oregon.....	1-0		

USD All-Time vs. The Conferences

<u>FBS</u>	
ACC	
Duke.....	0-1
American Athletic	
Central Florida.....	0-1
Cincinnati.....	0-4
Tulsa.....	0-1
Big 12	
Iowa St.....	0-9
Kansas.....	0-3
Kansas St.....	0-5
Oklahoma.....	0-1
Big Ten	
Illinois.....	0-2
Iowa.....	0-8
Michigan.....	0-1
Michigan St.....	0-5-1
Minnesota.....	2-8
Nebraska.....	1-14-2
Northwestern.....	0-5
Wisconsin.....	0-2
Conference USA	
Louisiana Tech.....	0-1
Independent	
Army.....	0-1
BYU.....	0-1
Notre Dame.....	0-5
Mid-American	
Bowling Green.....	1-0
Mountain West	
Air Force.....	0-1
Boise St.....	0-1
Nevada.....	0-1
New Mexico.....	0-1
San Jose St.....	0-1
UNLV.....	0-1
Wyoming.....	0-5
Pac-12	
Oregon.....	0-1
Utah.....	0-1
Sun Belt	
Arkansas St.....	0-2
Troy St.....	1-0

<u>FCS</u>	
Big Sky	
Cal Poly.....	2-3
Eastern Washington.....	1-0
Idaho St.....	1-1
Montana.....	6-13
Montana St.....	0-2
Northern Arizona.....	2-1
Northern Colorado.....	16-20
Southern Utah.....	3-1
UC Davis.....	4-2
Weber St.....	1-1-1
MVFC	
Illinois St.....	2-7
Indiana St.....	5-2
Missouri St.....	4-4
North Dakota.....	31-62-5
North Dakota St.....	26-57-2
South Dakota St.....	53-55-7
Southern Illinois.....	3-4
UNI.....	20-30-1
Western Illinois.....	5-6
Youngstown St.....	2-7
Ohio Valley	
Eastern Illinois.....	0-3
Southeast Missouri St.....	1-1
Tennessee Tech.....	1-1
Patriot League	
Colgate.....	1-0
Pioneer	
Drake.....	8-11
Valparaiso.....	0-1
Southland	
Central Arkansas.....	0-1
Houston Baptist.....	0-1
Lamar.....	0-3
McNeese St.....	0-1
Nicholls.....	1-0
Sam Houston State.....	0-1
Southeastern Louisiana.....	1-1
<u>Division II</u>	
GLIAC	
Grand Valley St.....	0-1
Northwood.....	1-0
Wayne St (MI).....	0-1
Great American	
Northwestern Oklahoma St.....	2-0

<u>Great Lakes</u>	
Central St.....	1-0
Missouri S&T.....	3-0
Quincy.....	1-0
St. Joseph's (IN).....	1-0
Truman St.....	10-1
<u>Great Northwest</u>	
Central Washington.....	1-1
<u>Lone Star</u>	
West Texas A&M.....	0-1
<u>Independent</u>	
North Greenville.....	1-0
South Dakota Mines.....	2-0
<u>MIAA</u>	
Central Missouri.....	2-0
Lincoln (MO).....	1-0
Lindenwood.....	1-0
Missouri Western.....	1-1
Nebraska-Kearney.....	1-0
Northwest Missouri St.....	1-0
Washburn.....	1-1
<u>Northern Sun</u>	
Augustana.....	44-19
Bemidji St.....	2-1
Concordia-St. Paul.....	1-0
Minnesota St.....	19-12
Minnesota-Crookston.....	2-0
Minnesota-Duluth.....	4-3
Minnesota-Moorhead.....	2-0
Northern St.....	8-0
Sioux Falls.....	3-0
St. Cloud St.....	11-15
Upper Iowa.....	2-0
Wayne St (NE).....	8-3
Winona St.....	3-0
<u>Rocky Mountain</u>	
Black Hills St.....	1-0
Colorado Mines.....	1-0
<u>Division III</u>	
<u>CCIW</u>	
Illinois Wesleyan.....	1-1
<u>Iowa</u>	
Buena Vista.....	4-1
<u>Midwest</u>	
Illinois College.....	1-0
<u>Minnesota</u>	
Carleton.....	2-1-1
Gustavus Adolphus.....	1-0
St. Thomas.....	1-0

<u>Northwest</u>	
Pacific.....	0-2
<u>Old Dominion</u>	
Catholic University.....	0-1
<u>Southern Collegiate</u>	
Austin College.....	0-1
<u>University</u>	
Washington (MO).....	2-1
<u>Wisconsin</u>	
UW-La Crosse.....	1-1
UW-River Falls.....	1-0
UW-Stevens Point.....	1-0
UW-Whitewater.....	1-0
<u>NAIA</u>	
Culver-Stockton.....	1-0
Dakota Wesleyan.....	20-1-1
Doane.....	2-0
Haskell Indian Nations.....	0-1
Morningside.....	59-28-6
Nebraska Wesleyan.....	6-1-1
Peru St.....	2-0
Southern Oregon.....	1-0
St. Ambrose.....	1-0
St. Mary (KS).....	0-1
William Penn.....	2-0
<u>No longer offer football</u>	
Bellevue.....	1-0
Bradley.....	1-1
Cameron.....	2-0
Creighton.....	9-11-1
Denver.....	2-1
DePaul.....	0-1
George Washington.....	0-0-1
Gonzaga.....	0-1
Marquette.....	0-5
Omaha.....	25-22-1
St. Louis.....	0-5-1
Western Washington.....	2-0
York (NE).....	1-0
<u>Defunct</u>	
Columbus College.....	1-0
Des Moines.....	1-0
Huron.....	4-0
LeMars Crescent.....	2-0
Lincoln Medics (NE).....	2-0
Omaha Medics.....	3-0
Parsons.....	1-0-1
Sioux City Medics.....	1-0
S.D. Springfield.....	1-0
Westmar (IA).....	5-0
Yankton.....	28-2-1

USD vs. Ranked Opponents (Since 2000)

2000

Date	USD	Opp	Opp	Result
9/23	--	3	at North Dakota St	L, 20-45
10/13	--	8	Omaha	L, 7-21

2001

Date	USD	Opp	Opp	Result
8/30	--	22	vs. Winona St	W, 44-21
9/29	--	2	at North Dakota St	L, 10-42
11/10	--	6	North Dakota	L, 7-48

2002

Date	USD	Opp	Opp	Result
9/14	--	21	Minnesota Duluth	L, 21-23

2003

Date	USD	Opp	Opp	Result
9/13	--	9	Minnesota Duluth	W, 10-7
9/20	23	9	at UW-LaCrosse (D3)	L, 24-28
9/27	--	13	Omaha	L, 0-34
10/18	--	20	at St. Cloud St	L, 21-33
11/1	--	17	at North Dakota St	L, 3-35
11/8	--	8	North Dakota	L, 3-37

2004

Date	USD	Opp	Opp	Result
10/16	18	6	St. Cloud St	W, 37-21
11/6	7	16	at North Dakota	L, 21-41

2005

Date	USD	Opp	Opp	Result
9/24	9	4	Omaha	W, 59-14
10/15	3	12	at St. Cloud St	L, 17-24
11/5	13	5	North Dakota	W, 42-30

2006

Date	USD	Opp	Opp	Result
11/4	15	7	Omaha	W, 45-28
11/11	12	7	at North Dakota	L, 26-33
11/18	16	17	at Northwood (ot)	W, 31-28
11/25	16	1	at Grand Valley St	L, 17-35

2007

Date	USD	Opp	Opp	Result
9/30	8	15	at West Texas A&M	L, 45-55
9/8	19	23	Winona St	W, 49-28
9/29	14	6	at McNeese St (FCS)	L, 7-31
10/6	20	23	at Central Washington	L, 40-45
11/1	22	2	at Omaha	L, 14-41
11/10	22	2	North Dakota	L, 27-31

2008

Date	USD	Opp	Opp	Result
9/6	--	5	at UNI	L, 13-24
10/4	--	8	at Cal Poly	L, 22-49

2009

Date	USD	Opp	Opp	Result
9/12	--	4	at UNI	L, 7-66

2010

Date	USD	Opp	Opp	Result
9/25	20	18	at North Dakota St	L, 16-38
10/16	--	22	UNI	L, 14-19
11/6	--	18	Cal Poly	L, 24-38

2011

Date	USD	Opp	Opp	Result
9/10	--	1	Eastern Washington	W, 30-17
9/24	18	6	at Wisconsin (FBS)	L, 10-59
10/8	18	22	Southern Utah	W, 24-19
11/19	22	22	at North Dakota	L, 37-38

2012

Date	USD	Opp	Opp	Result
9/1	--	10	at Montana	L, 24-35
9/29	--	12	Illinois St	L, 31-34
10/20	--	4	vs. North Dakota St	L, 0-54
10/27	--	15	at Indiana St	L, 14-45
11/17	--	21	at South Dakota St	L, 8-31

2013

Date	USD	Opp	Opp	Result
9/21	--	22	at Northern Arizona	L, 16-22
10/19	--	11	at UNI (2ot)	W, 38-31
11/2	--	10	Youngstown St	L, 34-38
11/9	--	10	Montana	L, 27-31
11/16	--	19	South Dakota St	L, 12-27
11/23	--	1	at North Dakota St	L, 0-42

2014

Date	USD	Opp	Opp	Result
8/30	--	3	at Oregon (FBS)	L, 13-62
9/13	--	4	at Montana	L, 20-28
9/20	--	23	Northern Arizona	W, 28-21
10/4	--	15	at Southern Illinois	L, 10-41
10/11	--	21	UNI	L, 16-27
10/25	--	1	North Dakota St	L, 7-47
11/1	--	11	at Youngstown St	L, 17-28
11/15	--	7	Illinois St	L, 26-45
11/22	--	15	at South Dakota St	L, 14-37

2015

Date	USD	Opp	Opp	Result
10/3	--	10	Youngstown St	L, 3-31
10/17	--	2	at North Dakota St	W, 24-21
10/31	--	18	at UNI	L, 7-20
11/14	--	5	South Dakota St	L, 23-30
11/21	--	6	at Illinois St	L, 0-46

2016

Date	USD	Opp	Opp	Result
10/1	--	15	at Youngstown St	L, 20-30
10/8	--	11	UNI	W, 28-25
10/29	25	13	Western Illinois	L, 34-35
11/12	--	11	at South Dakota St	L, 21-28
11/19	--	4	North Dakota St	L, 21-28

2017

Date	USD	Opp	Opp	Result
9/16	23	10	North Dakota	W, 45-7
9/30	10	13	at Western Illinois	W, 38-33
10/7	6	3	Youngstown St	W, 31-28
10/21	4	24	at Illinois St	L, 21-37
11/11	10	5	at North Dakota St	L, 14-49
11/18	15	5	South Dakota St	L, 28-31
11/25	16	22	at Nicholls St	W, 38-31
12/2	16	5	at Sam Houston St	L, 42-54

2018

Date	USD	Opp	Opp	Result
9/15	22	11	at Weber St	L, 10-27
10/6	--	24	Missouri St	W, 35-28
10/27	--	1	North Dakota St	L, 14-59
11/17	--	5	at South Dakota St	L, 27-49

2019

Date	USD	Opp	Opp	Result
8/31	--	25	Montana	L, 17-31
9/7	--	4	at Oklahoma (FBS)	L, 14-70
10/19	--	14	at UNI	L, 27-42
11/16	--	1	at North Dakota St	L, 14-49
11/23	--	5	South Dakota St	W, 24-21

2020-21

Date	USD	Opp	Opp	Result
2/27	--	7	at Illinois St	W, 27-20
3/4	20	4	at North Dakota	L, 10-21

2021

Date	USD	Opp	Opp	Result
9/25	--	18	at Missouri St	L, 23-31
10/9	--	13	North Dakota	W, 20-13
10/16	21	16	at UNI	W, 34-21
11/13	17	4	South Dakota St	W, 23-20
11/20	16	4	at North Dakota St	L, 24-52
11/27	17	21	Southern Illinois	L, 10-22

USD When Ranked (Since 1997)

2003

Date	USD	Opp	Opp	Result
9/20	23	9	at UW-LaCrosse (D3)	L, 24-28

2004

Date	USD	Opp	Opp	Result
9/25	25	--	at Omaha	L, 13-20
10/2	25	--	Augustana	W, 23-0
10/9	22	--	at Minnesota St	W, 30-23
10/16	18	6	St. Cloud St	W, 37-21
10/23	13	--	at Upper Iowa	W, 45-12
10/30	10	--	Minnesota Duluth	W, 48-21
11/6	7	16	at North Dakota	L, 21-41

2005

Date	USD	Opp	Opp	Result
8/25	25	--	at Minn.-Crookston	W, 77-0
9/3	13	--	Truman St	W, 63-24
9/10	11	--	Minn.-Moorhead	W, 56-10
9/17	10	--	at Colo. Mines (ot)	W, 44-41
9/24	9	4	Omaha	W, 59-14
10/1	4	--	at Augustana	W, 48-17
10/8	3	--	Minnesota St	W, 35-14
10/15	3	12	at St. Cloud St	L, 17-24
10/22	9	--	Upper Iowa	W, 63-17
10/29	5	--	at Minnesota Duluth	L, 43-56
11/5	13	5	North Dakota	W, 42-30

2006

Date	USD	Opp	Opp	Result
8/31	12	--	Quincy	W, 59-0
9/9	8	--	Minn.-Crookston	W, 66-6
9/16	8	--	Minnesota Duluth	W, 27-14
9/23	6	--	St. Cloud St	W, 20-10
9/30	6	--	at C. Arkansas (FCS)	L, 0-24
10/7	11	--	Central Washington	W, 10-7
10/14	11	--	at W. Washington	W, 42-10
10/21	10	--	Augustana	W, 38-14
10/26	8	--	at Minnesota St	L, 39-44
11/4	15	7	Omaha	W, 45-28
11/11	12	7	at North Dakota	L, 26-33
11/18	16	17	at Northwood (ot)	W, 31-28
11/25	16	1	at Grand Valley St	L, 17-35

2007

Date	USD	Opp	Opp	Result
9/30	8	15	at West Texas A&M	L, 45-55
9/8	19	23	Winona St	W, 49-28
9/15	19	--	at Minnesota Duluth	W, 36-22
9/22	15	--	St. Cloud St	W, 31-0
9/29	14	6	at McNeese St (FCS)	L, 7-31
10/6	20	23	at Central Washington	L, 40-45
10/13	24	--	Western Washington	W, 24-10
10/20	23	--	at Augustana	W, 38-17
10/27	23	--	Minnesota St	W, 34-23
11/1	22	2	at Omaha	L, 14-41
11/10	22	2	North Dakota	L, 27-31

2010

Date	USD	Opp	Opp	Result
9/18	24	--	NW Oklahoma St	W, 48-14
9/25	20	18	at North Dakota St	L, 16-38

2011

Date	USD	Opp	Opp	Result
9/17	23	--	NW Oklahoma St	W, 48-10
9/24	18	6	at Wisconsin (FBS)	L, 10-59
10/1	21	--	Lindenwood	W, 30-0
10/8	18	22	Southern Utah	W, 24-19
10/15	14	--	at Illinois St	L, 3-28
10/22	19	--	UC Davis	W, 27-24
10/29	15	--	at Cal Poly	L, 24-27
11/12	24	--	Missouri S&T	W, 48-14
11/19	22	22	at North Dakota	L, 37-38

2016

Date	USD	Opp	Opp	Result
10/29	25	13	Western Illinois	L, 34-35

2017

Date	USD	Opp	Opp	Result
9/16	23	10	North Dakota	W, 45-7
9/30	10	13	at Western Illinois	W, 38-33
10/7	6	3	Youngstown St	W, 31-28
10/14	4	--	Indiana St	W, 56-6
10/21	4	24	at Illinois St	L, 21-37
10/28	6	--	Southern Illinois	W, 42-0
11/4	6	--	at UNI	L, 29-34
11/11	10	5	at North Dakota St	L, 14-49
11/18	15	5	South Dakota St	L, 28-31
11/25	16	22	at Nicholls St	W, 38-31
12/2	16	5	at Sam Houston St	L, 42-54

2018

Date	USD	Opp	Opp	Result
9/8	23	--	Northern Colorado	W, 43-28
9/15	22	11	at Weber St	L, 10-27
10/13	24	--	UNI	L, 28-42

2020-21

Date	USD	Opp	Opp	Result
3/4	20	4	at North Dakota	L, 10-21
3/13	21	--	Missouri St	L, 24-27

2021

Date	USD	Opp	Opp	Result
10/16	21	16	at UNI	W, 34-21
10/23	15	--	Illinois St	L, 14-20
11/6	21	--	at Western Illinois	W, 42-21
11/13	17	4	South Dakota St	W, 23-20
11/20	16	4	at North Dakota St	L, 24-52
11/27	17	21	Southern Illinois	L, 10-22

Year-by-Year Records

Year	Coach (Conference Record)	W-L-T
1889	Unknown	1-0-1
1890	Unknown	4-1-1
1891-93	No Varsity Football	
1894	Unknown	2-2-0
1895	Unknown	0-0-1
1896-97	No Varsity Football	
1898	B.H. Morrison, Manager	1-1-1
1899	B.H. Morrison, Manager	4-1-1
1900	Unknown	4-2-0
1901	Ralph Norton (part-time)	6-1-1
1902	A.H. "Buck" Whittemore	9-0-0
1903	A.H. "Buck" Whittemore	2-5-0
1904	A.H. "Buck" Whittemore	4-2-2
1905	A.H. "Buck" Whittemore	4-1-1
1906	A.H. "Buck" Whittemore	3-2-0
1907	A.H. "Buck" Whittemore	2-2-1
1908	A.H. "Buck" Whittemore	5-1-0
1909	A.H. "Buck" Whittemore	2-1-1
1910	Joseph A. Pipal	5-2-0
1911	Rev. James Henderson	7-1-0
1912	Rev. James Henderson	5-1-0
1913	Rev. James Henderson	3-3-0
1914	Ion G. Cortright	5-2-1
1915	Ion G. Cortright	4-2-2
1916	Blaine McKusick	1-5-2
1917	Blaine McKusick	2-3-0
1918	John W. Stewart	1-2-0
1919	John W. Stewart	2-6-0
1920	A.H. "Buck" Whittemore	4-2-1
1921	A.H. "Buck" Whittemore	2-5-0
1922	L.B. Allison (0-2-1, T7th NCC)	2-6-1
1923	L.B. Allison (1-3-1, 7th NCC)	4-3-1
1924	L.B. Allison (4-1-0, 2nd NCC)	6-2-0
1925	L.B. Allison (1-4-0, 7th NCC)	3-5-0
1926	L.B. Allison (3-1-1, 2nd NCC)	5-3-1
1927	Vincent E. Montgomery (5-0-0, 1st NCC)	7-2-0
1928	Vincent E. Montgomery (1-3-0, T3rd NCC)	3-5-0
1929	Vincent E. Montgomery (0-3-1, 5th NCC)	4-4-1
1930	Vincent E. Montgomery (0-4-0, 5th NCC)	1-5-2
1931	Stanley G. Backman (1-3-0, T4th NCC)	2-5-0
1932	Stanley G. Backman (1-1-1, 3rd NCC)	4-5-1
1933	Stanley G. Backman (1-3-0, T4th NCC)	5-6-0
1934	Harry Gamage (0-4-0, 5th NCC)	2-7-0
1935	Harry Gamage (1-3-1, T4th NCC)	5-3-1
1936	Harry Gamage (3-1-0, 2nd NCC)	4-3-2
1937	Harry Gamage (4-1-0, 2nd NCC)	6-4-0
1938	Harry Gamage (5-0-0, 1st NCC)	7-1-0
1939	Harry Gamage (4-1-0, T1st NCC)	4-5-0
1940	Harry Gamage (2-1-1, 3rd NCC)	4-5-1
1941	Harry Gamage (4-1-0, 2nd NCC)	6-2-0
1942	Cletus Clinker (3-3-0, T3rd NCC)	5-3-0
1943-44	No Football (World War II)	
1945	Grant Heckenlively	0-4-0
1946	Harry Gamage (1-2-0, 6th NCC)	2-4-0
1947	Harry Gamage (4-0-0, T1st NCC)	7-2-0
1948	Harry Gamage (4-1-0, 2nd NCC)	7-3-0
1949	Harry Gamage (2-2-2, 5th NCC)	2-5-2

Year	Coach (Conference Record)	W-L-T
1950	Harry Gamage (3-3-0, 5th NCC)	4-5-0
1951	Harry Gamage (6-0-0, 1st NCC)	7-1-0
1952	Harry Gamage (3-2-1, T3rd NCC)	4-3-1
1953	Harry Gamage (2-4-0, T5th NCC)	2-6-0
1954	Harry Gamage (3-3-0, T3rd NCC)	5-4-0
1955	Harry Gamage (3-3-0, T4th NCC)	4-4-0
1956	Ralph "Boot" Stewart (4-2-0, T2nd NCC)	4-4-0
1957	Ralph "Boot" Stewart (3-2-1, 2nd NCC)	4-4-1
1958	Ralph "Boot" Stewart (4-2-0, 3rd NCC)	5-4-0
1959	Ralph "Boot" Stewart (3-2-1, T2nd NCC)	4-5-1
1960	Ralph "Boot" Stewart (0-6-0, 7th NCC)	1-8-0
1961	Ralph "Boot" Stewart (0-6-0, 7th NCC)	1-8-0
1962	Bob Burns (1-5-0, 6th NCC)	1-9-0
1963	Marv Rist (1-5-0, T6th NCC)	1-7-0
1964	Marv Rist (2-4-0, T4th NCC)	3-6-0
1965	Marv Rist (0-6-0, 7th NCC)	2-8-0
1966	Joe Salem (2-4-0, T4th NCC)	5-5-0
1967	Joe Salem (0-6-0, 7th NCC)	2-8-0
1968	Joe Salem (5-1-0, 2nd NCC)	9-1-0
1969	Joe Salem (2-4-0, T5th NCC)	3-7-0
1970	Joe Salem (3-2-1, 3rd NCC)	4-4-2
1971	Joe Salem (3-3-0, T4th NCC)	3-7-0
1972	Joe Salem (6-1-0, T1st NCC)	9-1-0
1973	Joe Salem (6-1-0, T1st NCC)	8-3-0
1974	Joe Salem (5-2-0, T1st NCC)	8-3-0
1975	Bernard "Beanie" Cooper (1-6-0, T7th NCC)	3-8-0
1976	Bernard "Beanie" Cooper (3-2-1, T4th NCC)	4-5-1
1977	Bernard "Beanie" Cooper (2-4-1, T6th NCC)	4-7-0
1978	Bernard "Beanie" Cooper (5-0-1, 1st NCC)	7-4-0
1979	Dave Triplett (3-3-0, 4th NCC)	5-6-0
1980	Dave Triplett (3-3-1, 5th NCC)	5-6-0
1981	Dave Triplett (3-3-1, 4th NCC)	5-6-0
1982	Dave Triplett (4-2-1, 3rd NCC)	6-5-0
1983	Dave Triplett (6-3-0, 3rd NCC)	7-4-0
1984	Dave Triplett (7-2-0, 3rd NCC)	8-3-0
1985	Dave Triplett (7-2-0, T2nd NCC)	10-3-0
1986	Dave Triplett (8-1-0, 2nd NCC)	11-3-0
1987	Dave Triplett (5-4-0, T4th NCC)	7-4-0
1988	Dave Triplett (4-5-0, T6th NCC)	6-5-0
1989	John Fritsch (4-5-0, 7th NCC)	5-6-0
1990	John Fritsch (3-6-0, T7th NCC)	4-7-0
1991	John Fritsch (1-7-0, T8th NCC)	1-8-0
1992	Dennis Creehan (2-7-0, 5th NCC)	3-8-0
1993	Dennis Creehan (4-5-0, T6th NCC)	6-5-0
1994	Dennis Creehan (3-6-0, T7th NCC)	5-6-0
1995	Dennis Creehan (6-3-0, 4th NCC)	8-3-0
1996	Dennis Creehan (4-5-0, T6th NCC)	6-5-0
1997	Ron Rankin (3-6-0, T6th NCC)	5-6-0
1998	Ron Rankin (1-8-0, T9th NCC)	3-8-0
1999	John Austin (3-6-0, T6th NCC)	4-7-0

Year-by-Year Records

Year	Coach (Conference Record)	W-L-T
2000	John Austin (6-3, T3rd NCC)	8-3-0
2001	John Austin (1-7, T8th NCC)	2-8-0
2002	John Austin (2-6, 8th NCC)	3-8-0
2003	John Austin (2-5, 6th NCC)	5-6-0
2004	Ed Meierkort (4-2, T2nd NCC)	9-2-0
2005	Ed Meierkort (4-2, T1st NCC)	9-2-0
2006	Ed Meierkort (6-2, 3rd NCC)	9-4-0
2007	Ed Meierkort (5-3, 4th NCC)	6-5-0
2008	Ed Meierkort (1-2, 3rd GWC)	6-5-0
2009	Ed Meierkort (2-2, T2nd GWC)	5-5-0
2010	Ed Meierkort (1-3, 4th GWC)	4-7-0
2011	Ed Meierkort (2-2, 2nd GWC)	6-5-0
2012	Joe Glenn (0-8, 10th MVFC)	1-10-0
2013	Joe Glenn (3-5, T7th MVFC)	4-8-0
2014	Joe Glenn (0-8, 10th MVFC)	2-10-0
2015	Joe Glenn (3-5, T6th MVFC)	5-6-0
2016	Bob Nielson (3-5, T6th MVFC)	4-7-0
2017	Bob Nielson (4-4, T5th MVFC)	8-5-0
2018	Bob Nielson (3-5, T6th MVFC)	4-7-0
2019	Bob Nielson (4-4, 6th MVFC)	5-7-0
2020-21	Bob Nielson (1-3, T7th MVFC)	1-3-0
2021	Bob Nielson (5-3, T3rd MVFC)	7-5-0

Year	Coach (Conference Record)	W-L-T
-------------	--	--------------

USD Coaching Records

USD Head Football Coaches

Coach	Yrs.	Won	Lost	Tied	Titles	*Pct.
Bob Nielson (2016-pres.)	6	29	34	0	0	.460
Joe Glenn (2012-15)	4	12	34	0	0	.260
Ed Meierkort (2004-2011)	8	54	35	0	1	.606
John Austin (1999-2003)	5	22	32	0	0	.407
Ron Rankin (1997-98)	2	8	14	0	0	.364
Dennis Creehan (1992-96)	5	28	27	0	0	.509
John Fritsch (1989-91)	3	10	21	0	0	.322
Dave Triplett (1979-88)	10	70	45	0	0	.608
Bernard Cooper (1975-78)	4	18	24	1	1	.430
Joe Salem (1966-74)	9	51	39	2	3	.565
Marv Rist (1963-65)	3	6	21	0	0	.222
Bob Burns (1962)	1	1	9	0	0	.100
Ralph Stewart (1956-61)	6	19	33	2	0	.370
Grant Heckenlively (1945)	1	0	4	0	0	.000
Cletus Clinker (1942)	1	5	3	0	0	.625
Harry Gamage (1934-41, 46-55)	18	82	67	7	4	.548
Stanley G. Backman (1931-33)	3	11	16	1	0	.410
Vincent E. Montgomery (1927-30)	4	15	16	3	1	.485
L.B. Allison (1922-26)	5	20	19	3	0	.512
John Stewart (1918-19)	2	3	8	0	0	.272
Blaine McKusick (1916-17)	2	3	8	2	0	.307
Ion G. Cortright (1914-15)	2	9	4	3	0	.656
Rev. James Henderson (1911-13)	3	15	5	0	0	.750
Joseph A. Pipal (1910)	1	5	2	0	0	.714
A.H. Whittemore (1902-09, 20-21)	10	37	21	6	0	.625
Ralph Norton (1901)	1	6	1	1	0	.812
B.H. Morrison (1898-99), Manager	2	5	2	2	0	.666
Unknown (1889-1900)	5	11	5	3	0	.657
Totals	124	546	536	36	10	.504

* ties computed as half win and half lost

Most Career Victories

Coach	Wins
Harry Gamage (1934-41, 46-55)	82
Dave Triplett (1979-88)	70
Ed Meierkort (2004-11)	54
Joe Salem (1966-74)	51
A.H. Whittemore (1902-09, 20-21)	37
Bob Nielson (2016-pres.)	29
Dennis Creehan (1992-96)	28
John Austin (1999-2003)	22
L.B. Allison (1922-26)	20
Ralph Stewart (1956-61)	19
Bernard Cooper (1975-78)	18

**Best Winning Percentage
(min. three seasons)**

Coach	Win Percentage
Rev. James Henderson (1911-13)	.750
A.H. Whittemore (1902-09, 20-21)	.625
Dave Triplett (1979-88)	.608
Ed Meierkort (2004-2011)	.606
Joe Salem (1966-74)	.565
Harry Gamage (1934-41, 46-55)	.548
L.B. Allison (1922-26)	.512
Dennis Creehan (1992-96)	.509

Top Seasons by Wins

Year	Record	Percentage	Coach
1986	11-3	.786	Dave Triplett
1985	10-3	.769	Dave Triplett
2006	9-4	.692	Ed Meierkort
2005	9-2	.818	Ed Meierkort
2004	9-2	.818	Ed Meierkort
1972	9-1	.900	Joe Salem
1968	9-1	.900	Joe Salem
1902	9-0	1.000	A.H. Whittemore
2000	8-3	.727	John Austin
1995	8-3	.727	Dennis Creehan
1984	8-3	.727	Dave Triplett
1974	8-3	.727	Joe Salem
1973	8-3	.727	Joe Salem
2017	8-5	.615	Bob Nielson

Top Seasons by Win Percentage

Year	Record	Percentage	Coach
1902	9-0	1.000	A.H. Whittemore
1968	9-1	.900	Joe Salem
1972	9-1	.900	Joe Salem
1911	7-1	.875	James Henderson
1938	7-1	.875	Harry Gamage
1951	7-1	.875	Harry Gamage
1908	5-1	.833	A.H. Whittemore
1912	5-1	.833	Rev. James Henderson
2004	9-2	.818	Ed Meierkort
2005	9-2	.818	Ed Meierkort
1901	6-1-1	.812	Ralph Norton
1986	11-3	.786	Dave Triplett
1927	7-2	.777	V.E. Montgomery
1947	7-2	.777	Harry Gamage
1985	10-3	.769	Dave Triplett
1905	4-1-1	.750	A.H. Whittemore
1924	6-2	.750	L.B. Allison
1941	6-2	.750	Harry Gamage
1973	8-3	.727	Joe Salem
1974	8-3	.727	Joe Salem
1984	8-3	.727	Dave Triplett
1995	8-3	.727	Dennis Creehan
2000	8-3	.727	John Austin

South Dakota Honor Roll

All-Americans

1937
Bill Ryan, Halfback

1938
Les Lane, Tackle

1939
Ernie Gunderson, End

1947
Howard Blumhardt, Halfback

1952
Bob Jennings, Tackle

1968
John Kohler, Offensive Tackle

1969
John Kohler, Offensive Tackle

1970
Steve Pelot, Fullback

1971
Gene Macken, Guard

1972
Gary Kipling, Guard

1974
Dwight Duncombe, Split End

1978
Bill Moats, Defensive Back

1979
Ben Long, Linebacker

1983
Kurt Seibel, Kicker

1985
Chul Schwanke, Tailback
Eric Maxson, Offensive Tackle

1986
Jerry Gilinsky, Center
Todd Salat, Defensive Back
Tim McFarland, Guard

1988
Doug VanderEsch, Linebacker

1989
Wayne Stastny, Guard

1990
Brian Grady, Guard
Joe Harkreader, Punter

1991
Tim Seevers, Linebacker

1993
Kasem McCullough, Defensive Back
Matt Madsen, Defensive Back

1994
Matt Madsen, Defensive Back
Dave Bush, Center

1995
Jim Glogowski, Linebacker
Steve Opstad, Kicker
Corey Peters, Defensive Line

1997
Brent Petersen, Nose Guard

1999
Jamel White, Tailback

2000
Russel Burwell, Defensive Back

2001
Dustin Sagedahl, Tight End

2002
Bill Gassen, Nose Guard

2004
Brian Alderson, Offensive Line
Tim Schellhammer, Defensive End

2005
Wesley Beschorner, Quarterback
A.J. Schable, Defensive End
Brian Alderson, Offensive Line
Stefan Logan, Running Back

2006
Stefan Logan, Running Back
Jordan Davis, Defensive Back
Christian Morton, Off. Lineman

2007
Amos Allen, Running Back
Christian Morton, Off. Lineman

2009
Ko Quaye, Defensive Lineman

2010
Cole Zwiefelhofer, Punter
Tom Compton, Offensive Lineman

2011
Tom Compton, Offensive Lineman

2013
Tyler Starr, Linebacker

2016
Miles Bergner, Punter

2017
Chris Streveler, Quarterback
Stetson Dagel, Offensive Lineman
Darin Greenfield, Def. Lineman
Brandon Godsey, Long Snapper

2018
Darin Greenfield, Def. Lineman

2021
Jack Cochrane, Linebacker
Dalton Godfrey, Long Snapper

Conference MVPs

1958
James Reid, back.....NCC Most Valuable Player

1966
Don Abbott, line NCC Most Valuable Lineman

1970
Steve Pelot, back..... NCC Most Valuable Back

1971
Gene Macken, offensive line NCC Most Valuable Offensive Lineman

1972
Gary Kipling, offensive line NCC Most Valuable Offensive Lineman
Henry Heider, defensive backNCC Most Valuable Defensive Back

1973
Vern Henderson, offensive line NCC Most Valuable Offensive Lineman
Dave Garner, defensive line NCC Most Valuable Defensive Lineman

1976
Mike Maguire, offensive back NCC Most Valuable Offensive Back

1978
Mike Schurrer, offensive line NCC Most Valuable Offensive Lineman
Bill Moats, defensive backNCC Most Valuable Defensive Back

1979
Ben Long, defensive back.....NCC Most Valuable Defensive Back
Dave Schwab, defensive line..... NCC Most Valuable Defensive Lineman

1985
Ted Hall, offensive line NCC Most Valuable Offensive Lineman

1986
Jerry Gilinsky, offensive line..... NCC Most Valuable Offensive Lineman

1988
Doug VanderEsch, defensive back.....NCC Most Valuable Defensive Back

1995
Jim Glogowski, linebacker.....NCC Most Valuable Linebacker

2004
Tim Schellhammer, defensive line.... NCC Most Valuable Defensive Lineman

2005
Brian Alderson, offensive line NCC Most Valuable Offensive Lineman
Wesley Beschorner, quarterback NCC Most Valuable Offensive Back

2006
Stefan Logan, running back..... NCC Most Valuable Offensive Back
Jordan Davis, defensive back.....NCC Most Valuable Defensive Back

2010
Cole Zwiefelhofer, punter GWC Special Teams Player of the Year

2013
Tyler Starr, linebacker.....MVFC Defensive Player of the Year

2017
Chris Streveler, quarterbackMVFC Offensive Player of the Year

All-Conference Selections

**North Central Conference
(First-Team Picks Only)****1922**

Henry Kersten, T
LaVerne Saunders, T

1923

Pierce McDowell, QB
Harry McFrye, C

1924

Henry Kersten, T

1925

John Funston, QB
Fred Malone, T

1926

Fred Malone, T
Bill Dunkak, T

1927

Ernest Bacon, B
Arnold Crockett, B
Roy Stensland, E

1928

Stanley Gidley, B

1929

Marty Carlisle, B

1932

Robert Moore, G
Lawrence Hanson, B

1933

Dan Lennon, G
Dale Freeburg, B
Gerald Grove, E
Cletus Clinker, B
LeRoy Everett, T

1935

Freddie Ray, B

1936

Billy Ryan, B
Kenneth Aasen, E

1937

Les Lane, T
Billy Ryan, B
Russell Sauvage, G
Dick Berry, B

1938

Les Lane, T
Ernie Gunderson, E
Dick Berry, B
Walt Evans, G
Harold Port, B

1939

Ernie Gunderson, E
Jim Wernili, B

1940

Don Forney, B
Burdette Wallace, C
Grant Heckenlively, C
Roy Kessler, B
Elmo Solberg, E

1941

Bob Burns, B
Don Forney, B
Elmo Solberg, E
Ed Petranek, T

1942

Wayne Carmody, B
Ed Pniak, G
Wally Olson, B

1946

Bob Owens, G

1947

Jack Van Arsdale, B
Howard Blumhardt, B
Gerald Krutsch, T
Norm Bartholow, G
Harry Klostergaard, E

1948

Howard Blumhardt, B
Gerald Krutsch, T
Jim Harvey, E

1949

Harvey Hanson, E
Clarence Lowe, T

1950

Marv Rist, G
Harvey Hanson, E

1951

Harvey Hanson, E
Gerald Ashmore, B
Spencer Brende, B
Dick Day, C
Bob McDonough, G
Dave Graham, E
Bob Jennings, T

1952

Ordell Braase, T
Bob Jennings, T
Chuck Stetson, G

1953

Ordell Braase, T
Ralph Polenz, B

1954

Carl Johnson, B
Ray Rifensbark, T
Fred Rovere, B

1955

Carl Johnson, B
Duane Leach, B

1956

Carl Johnson, B
Willie Seibel, L
Wayne Ailts, B
Ray Schamber, B

1957

Jim Hanson, L
Harry Hauffe, L
Maury Haugland, T
Ray Schamber, B

1958

Jim Reid, B
Don Delzell, L
Ron Eichbauer, B
Clint Waymer, L

1959

Bob Cochoran, G
Ron Eichbauer, B

1960

Bucky O'Connor, T

1961

Don Chicoine, C

1966

Don Abbott, LB
John Biezuns, B
Dave Merkley, DB

1967

Warren Schumacher, DB

1968

Warren Schumacher, LB
Ron Gerhardt, E
John Kohler, OT
Bob Koch, HB
Joe Collins, FS

1969

John Kohler, OT
Dan Hankins, FB

1970

Steve Pelot, FB
Gene Macken, G
Frank Bakalars, OT

1971

Gene Macken, OG
Joe Trudeau, TD
John Sanders, DB
John Divine, MG

1972

Gary Kipling, OL
Henry Heider, LB
Joe Trudeau, TD
John Sanders, DB
John Divine, MG
Gregg Erickson, FB

1973

Vern Henderson, OT
Dave Garner, MG
Henry Heider, LB
Dwight Duncombe, SE
Dennis Hennigan, DE

1974

Dwight Duncombe, SE
Dennis Hennigan, DE
John Mehlhoff, DT
Jerry Pollard, OG
Doug Smith, SS

1975

Mark Jenkins, RB
Kelly Higgins, TE

1976

John House, OT
Mark Neumann, WR
Mike Maguire, RB

1977

Dave Schwab, DT
Matt Kiger, LB
Clyde McCormick, SS
Mike Lee, OG
Mike Maguire, RB

1978

Bill Moats, FS
Mike Schurrer, C
Dave Hultgren, DE
Russ Dokken, TE
Ben Long, LB
Dave Schwab, DT

1979

Brian Barnes, RB
Bob Gruber, DB
Ray Ladell, OL
Ben Long, LB
Dave Schwab, DL

1980

Jeff Dicus, TE
Tom Berry, DB

1981

Jeff Dicus, TE
Tom O'Boyle, WR
Kip Pharis, DL

1982

Kip Pharis, DL
Dan Leikvold, WR

All-Conference Selections (cont.)

1983

Todd Pharis, LB
Steve Meyer, OL
Kurt Seibel, K
Chul Schwanke, RB

1984

Mike Slaton, DB

1985

J.P. Buzynski, LB
Eric Maxson, OL
Mike Slaton, DB
Chul Schwanke, RB
Rod Tweet, WR

1986

Jerry Gilinsky, OL
James Hambrick, RB
Scott Jones, QB
Tim McFarland, OL
Todd Salat, DB
Robb White, DL

1987

Steve Eubanks, LB
Mark McLoughlin, K
Doug VanderEsch, LB
Robb White, DL

1988

Doug VanderEsch, LB
Steve Eubanks, LB

1990

Joe Harkreader, WR

1991

Tim Seevers, LB

1992

Matt Madsen, DB
Dallas Rigdon, OL

1993

Matt Madsen, DB
Shayne Maker, DL
Kasem McCullough, DB

1994

Matt Madsen, DB
Dave Bush, OL

1995

Mike Semmler, OL
Steve Opstad, K
Jim Glogowski, LB
Corey Peters, DL

1996

Jason Leber, U
Dontrell Ducker, DB

1997

Brent Petersen, DL
Jared Schwenn, OB
Deondre Jones, DB
Phillip Meehan, U

1998

Phillip Meehan, UT First Team
Andre Fields, DB Second Team

1999

Jamel White, RB First Team
Kaseem Gaines, DB Second Team
Josh Stamer, LB Second Team
Josh Burr, OL Second Team

2000

Russel Burwell, DB First Team
Dustin Sagedahl, TE First Team
Josh Stamer, LB Second Team
Scott Larson, DT Second Team

2001

Mark Blackburn, LB First Team
Dustin Sagedahl, TE Second Team
Korey Ebel, LB Second Team

2002

Bill Gassen, DL First Team
Korey Ebel, LB First Team
Jarrod Edelen, P First Team
Jimmy Terwilliger, OL Second Team
Derrick Jelks, CB Second Team
Josh Gassen, LB Second Team

2003

Chris Mikkelsen, KR First Team
Tom Moore, OL First Team
Stefan Logan, RB First Team
Cody Butler, K Second Team
Aaron Dietrich, DL Second Team

2004

Brian Alderson, OL First Team
Stefan Logan, RB First Team
Chris Mikkelsen, WR First Team
Tim Schellhammer, DL First Team
Paul Tschetter, TE Second Team
Cody Butler, K Second Team

2005

Wesley Beschorner, QB First Team
Brian Alderson, OL First Team
Stefan Logan, RB First Team
Nathan Carruthers, OL First Team
A.J. Schable, LB First Team
Jordan Davis, DB First Team
Nick Hagemann, OL Second Team
Derek Gearman, WR Second Team

2006

Stefan Logan, RB First Team
Christian Morton, OL First Team
John Barker, DL First Team
Jordan Davis, DB First Team
Chris Reid, DB First Team
Tim Schneider, OL Second Team
Nick Walters, OL Second Team
Tyler Evans, FB Second Team
Blake Hojer, LB Second Team
Justiss Scales, LB Second Team

2007

Amos Allen, RB First Team
Brooks Little, WR First Team
Christian Morton, OL First Team
Tim Schneider, OL First Team
Justiss Scales, LB First Team
Tyler Bergan, LB Second Team
Zach Johnson, DE Second Team
Frank Leibfarth, K Second Team
John Morales, DE Second Team
Tim Stanek, P Second Team
Nick Walters, OL Second Team

Great West Conference

2008

Abe Booker, DE Second Team
Ko Quaye, DL Second Team
Ryan Routh, LB Second Team
Tyler Spease, LB Second Team
Mychal Bogan, CB Second Team
Isaiah Dixon, CB Second Team
Chris Ganious, RB Second Team
London Landry, TE Second Team
Jake Arthur, OL Second Team

2009

Noah Shepard, QB First Team
Chris Ganious, RB First Team
Jake Arthur, OL First Team
Ko Quaye, DL First Team
Luke Nordquist, OL Second Team
London Landry, TE Second Team
Wayne Curry, DL Second Team
Adam Broders, LB Second Team
Ryan Routh, LB Second Team
Shane Potter, DB Second Team

2010

Cole Zwiefelhofer, P First Team
Tom Compton, OL First Team
Chris Ganious, RB First Team
Adam Broders, LB First Team
London Landry, TE Second Team
Dante Warren, QB Second Team
Will Powell, WR Second Team
Kevin Robb, K Second Team
Shane Potter, S Second Team
Marquis Butler, CB Second Team
Jesse Weisbrod, DL Second Team
Shea Williams, LB Second Team

2011

Tom Compton, OL First Team
Adam Broders, LB First Team
Cole Zwiefelhofer, P First Team
Will Powell, WR First Team
Kevin Robb, K First Team
Tyler Starr, LB First Team
Jeremy Blount, WR Second Team
R.J. Polley, OL Second Team
Marcus Sims, RB Second Team
Shea Williams, LB Second Team
Marquis Butler, DB Second Team

Missouri Valley (MVFC)

2012

Will Powell, WR Second Team
Tyler Starr, LB Second Team

2013

Tyler Starr, LB First Team

2015

Andrew Van Ginkel*, DE... First Team
Miles Bergner, PK Second Team
* - MVFC Freshman of the Year

2016

Miles Bergner, PK & P First Team
Chris Streveler*, QB Second Team
Jet Moreland, LB Second Team
* - MVFC Newcomer of the Year

2017

Chris Streveler, QB First Team
Stetson Dagele, OL First Team
Darin Greenfield, DE First Team
Brandon Godsey, LS Second Team
Andrew Gray, S Second Team

2018

Darin Greenfield, DE First Team
Dakarai Allen, WR Second Team
Andrew Gray, S Second Team

2019

Brady Schutt, P First Team
Austin Simmons, QB Second Team
Darin Greenfield, DE Second Team
Jack Cochrane, LB Second Team
Caleb Vander Esch, WR Second Team
Brett Samson, TE Second Team

2020-21

Brady Schutt, P Second Team
Caleb Vander Esch, WR Second Team
Brock Mogensen, LB Second Team
Dalton Godfrey, LS Second Team

2021

Jack Cochrane, LB First Team
Dalton Godfrey, LS First Team
Alex Jensen, OL Second Team
Elijah Reed, S Second Team
Brady Schutt, P Second Team

All-Academic Teams**North Central Conference****1976**

Scott Pollock, QB
Mike Schurrer, OC

1977

Scott Pollock, QB
Mike Schurrer, OC

1978

Steve Claggett, DB
Dave Hultgren, DE
Bill Moats, DB
Scott Pollock, QB
Mike Schurrer, OC

1979

Craig Austin, LB

1980

Craig Austin, LB
Jerus Campbell, DE
Dick Hylland, DB
Kip Pharis, DT

1981

Craig Austin, LB
Jerus Campbell, DE
Dick Hylland, DB
Tom O'Boyle, WR
Kip Pharis, DT

1982

Jerus Campbell, DE
Curt Hudek, DB
Dan Leikvold, WR
Rick McKeever, FB
Kip Pharis, DT
Jeff Sime, OT
Darrell VanderEsch, DE

1983

Mick David, WR
Jeff Sime, OT
Darrell VanderEsch, DE

1984

Tim Sorenson, WR

1985

Tim McFarland, OG
Todd Salat, DB
Tim Sorenson, WR

1986

Thadd Heichel, DT
Tim McFarland, OG
Todd Salat, DB

1987

Thadd Heichel, DT
Murray Droescher, DB
Kurt Southwick, WR

1988

Monte Neitzel, NG
Todd Gaines, DB
Doug VanderEsch, LB

1989

Jason Seurer, QB
Brian Grady, OC

1990

Jason Seurer, QB
Brian Grady, OC
Tim Seevers, LB

1991

Jason Seurer, QB
Tim Seevers, LB
Jim Jarding, DB

1992

Jason Seurer, QB
Scott Wells, OC

1993

John Flack, OG
Tom Menage, RB
Chad Kuehl, LB
Mike Stodden, DB

1994

Matt Madsen, DB
Chad Kuehl, TE
Reise Officer, RB
Brent Petersen, NG

1995

Mike Semmler, OT
Soctt Farrens, WR
Jason Leber, RB
Brent Petersen, NG

1996

Mike Semmler, OT
Soctt Farrens, WR
Jason Leber, RB
Reise Officer, RB
Brent Petersen, NG
Matt Chatham, DB

1997

Brent Petersen, NG
Matt Chatham, LB

1998

Matt Chatham, OLB

1999

Josh Stamer, LB
Scott Larson, DT

2000

Mitch Hauschildt, OL
Scott Larsen, Dt
Josh Stamer, LB
Filip Filipovich, P

2001

Filip Filipovich, P
Jimmy Terwilliger, OL
Ryan Justice, QB
Chris Mikkelsen, WR
Eric Tarasewicz, RB
Bill Gassen, DL

2002

Jimmy Terwilliger, OG
Chris Mikkelsen, WR
Ryan Justice, QB
Dave Bents, DL
Bill Gassen, NT
Jarrod Edelen, P

2003

Chris Mikkelsen, WR/KR
Dave Bents, DL
Jarrod Edelen, P
Tim Schellhammer, DL

2004

Chris Mikkelsen, WR/KR
Tim Schellhammer, DL
Nate Carruthers, OL
Nick Hageman, OL
Ryan Hedden, LB
Luke Mikkelsen, P

2005

Nick Blied, OL
Nick Cunningham, TE
Matt Murphy, DL

2006

Frank Leibfarth, K
Matt Murphy, DL
Ryan Mach, OL

2007

David Cronin, TE
Frank Leibfarth, K
Christian Morton, OL

Great West Conference**2008**

Brandon White, TE
Dustin Little, WR

2009

Chris Ganious, RB
Brent Johnson, OL
Cory Kuehl, LB
Tim Marlette, LB
Luke Nordquist, OL
Dustin Nowotny, WR
Shane Potter, DB
Jesse Weisbrod, DL
Shea Williams, LB

Missouri Valley (MVFC)**2012**

Will Powell, WR
Kevin Robb, K

2013

Josh Vander Maten, WR

2013

Miles Bergner, PK/P

2016

Miles Bergner, PK/P

2017

Chris Streveler, QB

2018

Jack Cochrane, LB

2019

Jack Cochrane, LB
Austin Simmons, QB
Connor Herrmann, TE
Brady Schutt, P

2020-21

Jack Cochrane, LB
Brady Schutt, P
Caleb Vander Esch, WR
Dalton Godfrey, LS

2021

Jack Cochrane, LB
-MVFC Scholar-Athlete of the Year
Dalton Godfrey, LS
Brady Schutt, P
Caleb Vander Esch, WR
Alex Jensen, WR

All-Academic Teams (cont.)

Academic All-Americans

1978

Scott Pollock, QB

1981

Jerus Campbell, DE

Dick Hylland, DB

1982

Jerus Campbell, DE

1983

Jeff Sime, OT

1986

Todd Salat, DB

2002

Jarrod Edelen, K..... First Team

2006

Frank Leibfarth, K..... First Team

Matt Murphy, DL.....Second Team

2007

Frank Leibfarth, K..... First Team

2009

Chris Ganious, RB..... First Team

2011

Chris Ganious, RB..... First Team

2021

Jack Cochrane, LB.....Second Team

Dalton Godfrey, LSSecond Team

Individual Records

Rushing

Yards

Game

306, Amos Allen vs. North Dakota, 11/10/2007
 295, Stefan Logan vs. Truman St, 9/3/2005
 285, Jamel White vs. St. Cloud St, 10/9/1999
 284, Stefan Logan at Minn.-Duluth, 10/29/2005
 280, Jared Schwenn at Augustana, 10/14/1995
 271, Mike Maguire vs. Omaha, 11/12/1977

Season

1,961, Amos Allen, 2007 (11g)
 1,796, Jamel White, 1999 (11g)
 1,751, Stefan Logan, 2005 (11g)
 1,707, Stefan Logan, 2006 (13g)
 1,345, Stefan Logan, 2004 (10g)
 1,327, Steve Pelot, 1970 (10g)
 1,162, Chul Schwanke, 1985
 1,155, Stefan Logan, 2003 (11g)
 1,059, James Hambrick, 1986
 1,034, Dusty Stamer, 2000 (10g)

Career

5,958, Stefan Logan, 2003-06 (45g)
 3,427, Chul Schwanke, 1982-85
 2,871, Chris Ganious, 2008-11
 2,513, Jared Schwenn, 1994-97
 2,414, Trevor Bouma, 2013-16 (36g)
 2,285, Emmett Huston, 1978-81
 2,271, Steve Pelot, 1968-70
 2,238, Jason Leber, 1993-96
 2,220, Jamel White, 1998-99
 2,197, Noah Shepard, 2005-09
 2,173, Carl Johnson, 1954-56
 2,128, Kai Henry, 2017-21 (38g)

Touchdowns

Game

5, Noah Shepard vs. Drake, 9/19/2009
 5, Scott Jones vs. SDSU, 10/8/1986
 4, Noah Shepard at Southern Utah, 11/15/2008
 4, Travis Mlady at Minnesota St, 10/26/2006
 4, Travis Mlady at Augustana, 10/1/2005
 4, Eric Tarasewicz vs. Winona St, 8/30/2001
 4, Steve Pelot vs. UNI, 10/3/1970
 4, Steve Pelot vs. Omaha, 9/12/1970

Season

20, Steve Pelot, 1970 (10g)
 19, Jamel White, 1999
 17, Scott Jones, 1986
 16, Carl Johnson, 1954
 15, Amos Allen, 2007
 14, Scott Jones, 1985
 13, Noah Shepard, 2009
 13, Noah Shepard, 2008
 13, Booker Vann, 1972
 11, Chris Streveler, 2017
 11, Stefan Logan, 2005
 11, Travis Mlady, 2005
 11, Jared Schwenn, 1995

Career

37, Scott Jones, 1983-86 (39g)
 36, Noah Shepard, 2006-09
 30, Jared Schwenn, 1994-97
 30, Carl Johnson, 1954-56
 29, Travis Mlady, 2003-06
 28, Stefan Logan, 2003-06
 26, Jason Leber, 1993-96
 25, Steve Pelot, 1968-70
 24, Kai Henry, 2017-21 (38g)
 24, Chul Schwanke, 1982-85
 22, Wesley Beschormer, 2002-05

Attempts

Game

47, Steve Pelot vs. UNI, 10/3/1970

Season

314, Jamel White, 1999 (11g)
 265, Amos Allen, 2007 (11g)
 236, Stefan Logan, 2006 (13g)
 220, Chul Schwanke, 1985
 219, Chul Schwanke, 1984
 217, Stefan Logan, 2005 (11g)
 210, Dusty Stamer, 2000 (10g)
 206, Dan Hankins, 1969
 202, Chul Schwanke, 1983

Career

808, Stefan Logan, 2003-06 (45g)
 565, Chris Ganious, 2008-11
 551, Emmett Huston, 1978-81
 532, Trevor Bouma, 2013-16
 530, Jared Schwenn, 1994-97
 506, Steve Pelot, 1968-70
 479, Thad Tumbleson, 1988-91
 465, Kai Henry, 2017-21
 452, Noah Shepard, 2006-99
 442, Kevin Cusick, 1975-79
 442, Jack Holdsberg, 1959-61

Miscellaneous

Yards by a Quarterback in a Game

159, Mark Jenkins vs. UNI, 11/9/1974

Yards by a Quarterback in a Season

883, Scott Jones (10g), 1986

Yards by a Quarterback in a Career

2,197, Noah Shepard (45g), 2006-09

Average Yards Per Game in a Season

178.3, Amos Allen (11g), 2007

Games with 100 Yards in a Season

10, Amos Allen, 2007
 10, Stefan Logan, 2006
 10, Stefan Logan, 2005
 10, Jamel White, 1999

Games with 100 Yards in a Career

34, Stefan Logan, 2003-06

Games with 200 Yards in a Season

4, Amos Allen, 2007

Games with 200 Yards in a Career

4, Amos Allen, 2007
 4, Stefan Logan, 2003-06

Seasons with 1,000 Yards Rushing

4, Stefan Logan, 2003-06

Longest Rush

98, Stefan Logan vs. Truman St, 9/3/2005

Passing

Yards

Game

537, Austin Simmons vs. Hou. Baptist, 9/14/2019
 520, Chris Streveler at Sam Houston St, 12/2/2017
 479, Wesley Beschormer vs. Omaha, 9/24/2005
 462, Austin Simmons vs. N. Colorado, 9/8/2018
 440, Chris Streveler at Illinois St, 10/21/2007
 422, Noah Shepard at W. Texas A&M, 8/30/2007
 413, Noah Shepard at Cal Poly, 11/14/2009
 401, Chris Streveler at UNI, 11/4/2017
 378, Chris Streveler at Nicholls, 11/25/2017
 378, Chris Streveler vs. Western Ill., 10/29/2016

Season

4,134, Chris Streveler, 2017 (13g)
 3,124, Austin Simmons, 2018 (11g)
 3,049, Wesley Beschormer, 2005 (11g)
 2,953, Austin Simmons, 2019 (12g)
 2,547, Noah Shepard, 2007
 2,451, Noah Shepard, 2009
2,252, Carson Camp, 2021 (12g)
 2,137, Dante Warren, 2010
 2,000, Noah Shepard, 2008
 1,984, Ryan Saeger, 2015

Career

8,936, Noah Shepard, 2006-09 (45g)
 6,487, Austin Simmons, 2016-19 (38g)
 6,240, Wesley Beschormer, 2002-05 (33g)
 6,081, Chris Streveler, 2016-17 (23g)
 5,944, Ryan Justice, 1999-2002
 4,759, Jason Seurer, 1989-92
 4,361, Dante Warren, 2008-11 (32g)
 3,742, Mark Jenkins, 1972-75
 3,639, Kevin Earl, 2012-14 (19g)
 3,576, Tom Engelman, 1969-72

Touchdowns

Game

6, Wesley Beschormer vs. Upper Iowa, 10/22/2005
 5, Chris Streveler at Sam Houston St, 12/2/2017
 5, Chris Streveler at Drake, 9/2/2017
 5, Noah Shepard at Cal Poly, 11/14/2009
 5, Noah Shepard at West Texas A&M, 8/30/2007
 5, Wes Beschormer vs. North Dakota, 11/5/2005
 5, Wes Beschormer vs. Omaha, 9/24/2005
 5, Jim Foster vs. South Dakota St, 10/19/1968

Season

39, Wesley Beschormer, 2005 (11g)
 32, Chris Streveler, 2017 (13g)
 27, Austin Simmons, 2019 (12g)
 22, Chris Streveler, 2016 (10g)
 21, Noah Shepard, 2009 (10g)
 21, Noah Shepard, 2007 (11g)
 20, Noah Shepard, 2006 (13g)
 18, Austin Simmons, 2018 (11g)
 18, Dante Warren, 2010 (11g)
 17, Wes Beschormer, 2004 (11g)
17, Carson Camp, 2021 (12g)

Career

77, Noah Shepard, 2006-09 (45g)
 64, Wesley Beschormer, 2002-05 (33g)
 54, Chris Streveler, 2016-17 (23g)
 52, Austin Simmons, 2016-19 (38g)
 36, Ryan Justice, 1999-2002
 35, Dante Warren, 2008-11 (32g)
 31, Chris Miller, 1994-97
 30, Mark Jenkins, 1972-75
 27, Jason Seurer, 1989-92
 24, Jim Foster, 1967-69
 24, Tom Engelman, 1969-70, 72

Attempts**Game**

65, Austin Simmons vs. Hou. Baptist, 9/14/2019
 63, Chris Streveler at Illinois St, 10/21/2017
 58, Austin Simmons at SDSU, 11/17/2018
 56, Austin Simmons at Kansas St, 9/1/2018
 54, Austin Simmons at Indiana St, 11/3/2018
 54, Chris Streveler at Sam Houston St, 12/2/2017
 51, Chris Streveler at UNI, 11/4/2017
 48, Kevin Earl vs. SDSU, 11/16/2013
 48, Ryan Justice vs. St. Cloud St, 9/21/2002
 48, Chris Daniel vs. Eastern Illinois, 9/5/1981

Season

481, Chris Streveler, 2017 (13g)
 469, Austin Simmons, 2018 (11g)
 413, Austin Simmons, 2019 (12g)
 314, Kevin Earl, 2013 (10g)
 304, Jason Seurer, 1990 (11g)
 303, Ryan Justice, 2000 (11g)
 299, Ryan Saeger, 2015 (11g)
 297, Noah Shepard, 2009 (10g)
 292, Dante Warren, 2010 (11g)
 292, Ryan Justice, 2001 (10g)

Career

1,033, Noah Shepard, 2006-09 (45g)
 982, Ryan Justice, 1999-2002 (39g)
 944, Austin Simmons, 2016-19 (38g)
 799, Jason Seurer, 1989-92 (39g)
 754, Chris Streveler, 2016-17 (23g)
 673, Wesley Beschornor, 2002-05 (33g)
 662, Chris Daniel, 1979-82
 604, Kevin Earl, 2011-14 (19g)
 579, Peter Martin, 1995-99
 563, Tom Engelman, 1969-72

Completions**Game**

48, Austin Simmons vs. Hou. Baptist, 9/14/2019
 39, Chris Streveler at Illinois St, 10/21/2017
 38, Austin Simmons at Indiana St, 11/3/2018
 34, Austin Simmons at SDSU, 11/17/2018
 34, Chris Streveler at UNI, 11/4/2017
 33, Austin Simmons vs. UNI, 10/13/2018
 33, Chris Streveler at Sam Houston St, 12/2/2017
 32, Austin Simmons vs. SDSU, 11/23/2019
 31, Austin Simmons vs. N. Colorado, 9/8/2018
 30, Chris Streveler at North Dakota St, 11/11/2017

Season

316, Chris Streveler, 2017 (13g)
 287, Austin Simmons, 2018 (11g)
 267, Austin Simmons, 2019 (12g)
 188, Noah Shepard, 2009 (10g)
180, Carson Camp, 2012 (12g)
 172, Wesley Beschornor, 2005 (11g)
 165, Ryan Saeger, 2015 (11g)
 165, Kevin Earl, 2013 (9g)
 164, Chris Streveler, 2016 (10g)
 164, Noah Shepard, 2007 (11g)

Career

603, Noah Shepard, 2006-09 (45g)
 585, Austin Simmons, 2016-19 (38g)
 485, Ryan Justice, 1999-2002 (39g)
 480, Chris Streveler, 2016-17 (23g)
 415, Wes Beschornor, 2002-05 (33g)
 390, Jason Seurer, 1989-92 (39g)
 320, Kevin Earl, 2011-14 (19g)
 320, Dante Warren, 2008-11 (32g)
 305, Chris Daniel, 1979-82
 287, Peter Martin, 1995-99

Miscellaneous**Consecutive Completions (game)**

15, Jim Duggan vs. NDSU, 10/6/1984

Longest Completion

91, Carter Bell at Western Illinois, 11/6/2021
 90, Wesley Beschornor vs. Omaha, 9/24/2005
 89, Austin Simmons at Southern Ill., 9/29/2018

Attempts without an interception (game)

64, Austin Simmons vs. Hou. Baptist, 9/4/2019
 56, Austin Simmons at Kansas St, 9/1/2018
 47, Chris Streveler at North Dakota St, 11/11/2017
 44, Austin Simmons at Western Illinois, 11/2/2019
 43, Wesley Beschornor vs. Minn Duluth, 10/29/2005

Attempts without an interception (career)

225, Chris Streveler, 2016-17
 153, Austin Simmons, 2016-18
 132, Ryan Justice, 1999-2000

Consecutive games with a TD pass

11, Wesley Beschornor, 2005

Interceptions Thrown in One Game

7, Dick Leising vs. UNI, 10/29/1960

Efficiency Rating

215.2, Wesley Beschornor, 2005 (11g) SEASON
 165.6, Wesley Beschornor, 2002-05 (44g)

Games with 400 Yards in a Season

3, Chris Streveler, 2017
1, Austin Simmons, 2018 & 2019
 1, Wesley Beschornor, 2005
 1, Noah Shepard, 2007 & 2009

Games with 300 Yards in a Season

8, Chris Streveler, 2017
 5, Austin Simmons, 2018
 5, Wesley Beschornor, 2005

Games with 400 Yards in a Career

3, Chris Streveler, 2016-17
 2, Austin Simmons, 2016-19
 2, Noah Shepard, 2006-09

Games with 300 Yards in a Career

9, Chris Streveler, 2016-17
 6, Austin Simmons, 2016-19
 5, Wesley Beschornor, 2002-05

Receiving**Yards****Game**

234, Brandt Van Roekel at SHSU, 12/2/2017
 229, Shamar Jackson vs. YSU, 10/7/2017
 205, Dwight Duncombe vs. SDSU, 10/21/1972
 198, Derek Gearman vs. UND, 11/5/2005
 184, Dan Skelly at SE Louisiana, 9/13/2008
 183, Dakarai Allen at Southern Illinois, 9/29/2018
182, Carter Bell at Western Illinois, 11/6/2021
 179, Derek Gearman vs. UNO, 9/24/2005
 178, Riley Donovan at UNI, 10/19/2013
 168, Will Powell vs. Cal Poly, 11/6/2010

Season

1,215, Derek Gearman, 2005 (11g)
 1,086, Rod Tweet, 1984 (10g)
 933, Will Powell, 2010 (11g)
 880, Dan Skelly, 2008 (10g)
 869, Rod Tweet, 1983 (11g)
 806, Brandt Van Roekel, 2017 (11g)
 803, Brooks Little, 2005 (11g)
 775, Brooks Little, 2007 (11g)
 766, Shamar Jackson, 2017 (13g)
 763, Will Powell, 2011 (11g)

Career

2,557, Rod Tweet, 1983-85 (33g)
 2,521, Will Powell, 2009-12
 2,386, Brooks Little, 2004-07
 2,279, Chris Mikkelsen, 2001-04
 2,010, Dwight Duncombe, 1972-74
 2,000, Dan Skelly, 2005-09
 1,789, Brandt Van Roekel, 2014-17
 1,770, Derek Gearman, 2003-05
 1,519, Shamar Jackson, 2015-18
 1,448, Caleb Vander Esch, 2017-21 (37g)

Touchdowns**Game**

3, Shamar Jackson vs. Weber St, 9/10/2016
 3, Dan Skelly vs. Culver-Stockton, 9/20/2008
 3, Brooks Little vs. West Texas A&M, 8/30/2007
 3, Desmond Allison vs. Northwood, 11/18/2006
 3, Derek Gearman vs. Upper Iowa, 10/22/2005
 3, Jason Leber vs. Truman St, 9/2/1995
 3, Dwight Duncombe vs. SDSU, 10/21/1972
 3, Roger Larson vs. SDSU, 10/19/1968
 3, Tom Mahan vs. Wayne St (NE), 9/17/1966

Season

14, Derek Gearman, 2005 (11g)
 10, Will Powell, 2010 (11g)
 10, Rod Tweet, 1985
 9, Dan Kelly 2008
 9, Desmond Allison, 2006

Career

21, Will Powell, 2009-12 (41g)
 19, Dan Skelly, 2005-09
 18, Derek Gearman, 2003-05
 17, Brandt Van Roekel, 2014-17
 16, Brooks Little, 2004-07
 16, Desmond Allison, 2005-06
 16, Rod Tweet, 1983-85
 16, Dwight Duncombe, 1972-74
 16, Roger Larson, 1967-68
 15, Chris Mikkelsen, 2001-04

Receptions

Game

- 11, Randy Baker vs. Hou. Baptist, 9/14/2019
- 11, Kody Case vs. Montana, 8/31/2019
- 11, Shamar Jackson at SDSU, 11/17/2018
- 11, Levi Falck at Kansas St, 9/1/2018
- 11, Brandt Van Roekel at SHSU, 12/2/2017
- 11, Shamar Jackson vs. YSU, 10/7/2017
- 11, Phillip Meehan vs. Morningside, 10/17/1998
- 11, Dan Leikvold vs. UNI, 11/13/1982

Season

- 55, Will Powell, 2012 (11g)
- 54, Brooks Little, 2005
- 54, Terrance Terry, 2013
- 53, Shamar Jackson, 2017
- 53, Eric Shufford, 2014
- 53, Terrance Terry, 2012
- 53, Rod Tweet, 1983
- 51, Brandt Van Roekel, 2017
- 51, Brooks Little, 2007
- 51, Mark Neumann, 1976

Career

- 165, Brooks Little, 2004-07 (45g)
- 158, Will Powell, 2009-12
- 150, Chris Mikkelsen, 2001-04
- 140, Rod Tweet, 1983-85
- 126, Caleb Vander Esch, 2017-21
- 114, Dustin Nowotny, 2008-11
- 112, Shamar Jackson, 2015-18
- 112, Brandt Van Roekel, 2014-17
- 108, Terrance Terry, 2011-13
- 108, Phillip Meehan, 1995-98

Miscellaneous

Average Yards Per Game - Season

- 110.5, Derek Gearman (11g), 2005

Receptions by a TE in a game

- 8, Aaron Ramsey at Illinois St, 10/21/2017
- 8, Dustin Sagedahl vs. Minn Duluth, 9/8/2001

Receptions by a RB in a game

- 11, Phillip Meehan vs. Morningside, 10/17/1998

Yards by a TE in a game

- 151, Josh Hale at UNI, 11/4/2017
- 137, Joe Trudeau vs. NDSU, 9/25/1971

Yards by a RB in a game

- 156, Stefan Logan vs. Omaha, 9/24/2005

Longest Reception

- 91, Carter Bell vs. Western Illinois, 11/6/2021
- 90, Stefan Logan vs. Omaha, 9/24/2005
- 89, Dakarai Allen at S. Illinois, 9/29/2018

Receptions by a TE in a season

- 45, Dustin Sagedahl (10g), 2001

Receptions by a RB in a season

- 41, Phillip Meehan (11g), 1997
- 41, Jamel White (11g), 1999

Yards by a TE in a season

- 623, Kelly Higgins (11g), 1975

Yards by a RB in a season

- 607, Jamel White (11g), 1999

Receptions by a TE in a career

- 86, Brett Samson (52g), 2017-21
- 84, Dustin Sagedahl (21g), 1998-2001

Receptions by a RB in a career

- 108, Phillip Meehan (42g), 1995-98

Yards by a TE in a career

- 1,104, Kelly Higgins (33g), 1973-75

Yards by a RB in a career

- 1,153, Phillip Meehan (42g), 1995-98

Consecutive Games with a Catch

- 34, Phillip Meehan, 1995-98

Total Offense

Yards

Game

- 571, Chris Streveler at Sam Houston St, 12/2/2017
- 542, Austin Simmons vs. N. Colorado, 9/8/2018
- 527, Austin Simmons vs. Hou. Baptist, 9/14/19
- 519, Wesley Beschornier vs. Omaha, 9/24/2005

Season

- 4,854, Chris Streveler, 2017 (13g)
- 3,541, Austin Simmons, 2019 (12g)
- 3,500, Wesley Beschornier, 2005
- 3,456, Austin Simmons, 2018 (11g)
- 3,196, Noah Shepard, 2007
- 2,951, Noah Shepard, 2009
- 2,770, Chris Streveler, 2016
- 2,645, Noah Shepard, 2008
- 2,530, Dante Warren, 2010
- 2,349, Carson Camp, 2021 (12g)**

Career

- 11,133, Noah Shepard, 2006-09
- 7,624, Chris Streveler, 2016-17 (23g)
- 7,531, Austin Simmons, 2016-19 (38g)
- 7,476, Wesley Beschornier, 2002-05
- 5,992, Ryan Justice, 1999-2002
- 5,958, Stefan Logan, 2003-06
- 5,459, Mark Jenkins, 1972-75
- 5,362, Dante Warren, 2008-11 (32)
- 5,120, Chris Miller, 1994-97
- 4,662, Jason Seurer, 1989-92

Miscellaneous

Average Yards Per Play in a Season

- 10.2, Wesley Beschornier (11g), 2005

Average Yards Per Game in a Season

- 373.4, Chris Streveler (13g), 2017
- 318.2, Wesley Beschornier (11g), 2005
- 314.2, Austin Simmons (11g), 2018

Average Yards Per Game in a Career

- 331.4, Chris Streveler (23g), 2016-17
- 247.4, Noah Shepard (45g), 2006-09

Games with 400 Yards in a Season

- 8, Chris Streveler, 2017
- 2, Austin Simmons, 2018
- 2, Wesley Beschornier, 2005

Games with 300 Yards in a Season

- 11, Chris Streveler, 2017
- 6, Austin Simmons, 2018
- 6, Wesley Beschornier, 2005
- 6, Noah Shepard, 2007

Games with 400 Yards in a Career

- 9, Chris Streveler, (23g), 2016-17
- 3, Austin Simmons, (38g), 2016-19
- 2, Wesley Beschornier (44g), 2005
- 2, Noah Shepard, (45g), 2006-09

Games with 300 Yards in a Career

- 15, Chris Streveler (23g), 2016-17
- 15, Noah Shepard (45g), 2006-09

Scoring

Touchdowns

Game

- 5, Noah Shepard vs. Drake, 9/19/2009
- 5, Jamel White vs. St. Cloud St, 10/9/1999
- 5, Scott Jones vs. SDSU, 9/27/1986
- 5, Carl Johnson vs. NDSU, 11/13/1954

Season

- 24, Jamel White, 1999
- 20, Steve Pelot, 1970
- 17, Amos Allen, 2007
- 17, Scott Jones, 1986
- 16, Bob Koch, 1968
- 16, Carl Johnson, 1954
- 14, Jason Leber, 1996
- 14, Booker Van, 1972
- 14, Scott Jones, 1985

Career

- 38, Jason Leber, 1993-96
- 37, Scott Jones, 1983-86
- 36, Noah Shepard, 2006-09
- 35, Stefan Logan, 2003-06

Points

Game

- 30, Noah Shepard vs. Drake, 9/19/2009
- 30, Jamel White vs. St. Cloud St, 10/9/1999
- 30, Scott Jones vs. SDSU, 9/27/1986
- 30, Carl Johnson vs. NDSU, 11/13/1954

Season

- 144, Jamel White (24 TD), 1999
- 122, Steve Pelot (20 TD, 1 XPT), 1970
- 102, Amos Allen (17 TD), 2007
- 102, Scott Jones (17 TD), 1986
- 102, Bob Koch (16 TD, 3 XPT), 1968
- 96, Carl Johnson (16 TD), 1954
- 94, Mark Jenkins (8 TD, 29 XPT, 6 FG), 1974
- 90, Jason Leber (14 TD, 3 XPT), 1996
- 88, Ryan Weese (67 XPT, 7 FG), 2017
- 87, Cody Butler (48 XPT, 13 FG), 2004

Career

- 276, Miles Bergner (108 XPT, 56 FG), 2013-16
- 242, Mason Lorber (125 XPT, 39 FG), 2018-21
- 236, Frank Leibfarth (155 XPT, 27 FG), 2005-07
- 236, Jason Leber (38 TD, 4 XPT), 1993-96
- 226, Scott Jones (37 TD, 2 XPT), 1983-86
- 222, Noah Shepard (36 TD, 3 XPT), 2006-09
- 212, Kurt Seibel (80 XPT, 44 FG), 1980-83
- 210, Stefan Logan (35 TD), 2003-06
- 208, Mark McLoughlin (106 XPT, 34 FG), 1984-87
- 195, Kevin Robb (84 XPT, 37 FG), 2010-12

Kicking

Field Goals

Made - Game

- 4, Miles Bergner at Indiana St, 10/15/2016
- 4, Miles Bergner vs. Missouri St, 10/24/2015
- 4, Cody Butler vs. NDSU, 10/5/2002
- 4, Terry Godfrey vs. Truman St, 9/8/1984
- 4, Kurt Seibel vs. Morningside, 10/1/1983

Made - Season

- 17, Kevin Robb (11g), 2011
- 17, Adam Hicks (11g), 2000

Made - Career

- 56, Miles Bergner (56-78), 2013-16

Longest

- 54, Mason Lorber vs. North Dakota, 10/9/2021
- 54, Mike Kneip vs. Omaha, 9/15/1990

Consecutive Made in a Season

- 16, Miles Bergner, 2014

Consecutive Made in a Career

- 18, Miles Bergner, 2013-14

Consecutive Games with a Made Field Goal

- 16, Mark McLoughlin, 1986-87

Attempts - Game

- 5, Miles Bergner at Indiana St, 10/15/2016
- 5, Adam Hicks vs. St. Cloud St, 10/7/2000
- 5, Mike Kneip vs. North Dakota, 11/5/1988
- 5, Terry Godfre vs. Truman St, 9/8/1984

Attempts - Season

- 26, Terry Godfrey (11g), 1984

Attempts - Career

- 78, Miles Bergner, 2013-16

Extra Points

Made - Game

- 11, Ryan Weese at Drake, 9/2/2017
- 11, Barry Blue vs. Winona St, 9/1/1973

Made - Season

- 67, Ryan Weese (13g), 2017
- 65, Frank Leibfarth (11g), 2005

Made - Career

- 155, Frank Leibfarth, 2005-07

Attempts - Game

- 11, Ryan Weese at Drake, 9/2/2017
- 11, Barry Blue vs. Winona St, 9/1/1973

Attempts - Season

- 67, Ryan Weese (13g), 2017
- 66, Frank Leibfarth (11g), 2005

Attempts - Career

- 159, Frank Leibfarth, 2005-07

Points

Game

- 16, Miles Bergner vs. Missouri St, 10/24/2015
- 16, Cody Butler vs. NDSU, 10/5/2002
- 16, Kurt Seibel vs. Morningside, 10/1/1983

Season

- 90, Cody Butler (11g), 2004

All-Purpose

Yards

Season

- 2,670, Stefan Logan, 2006
- 2,403, Jamel White, 1999
- 2,353, Stefan Logan, 2005
- 2,137, Amos Allen, 2007
- 1,654, Bob Koch, 1968
- 1,563, Stefan Logan, 2004
- 1,508, Phillip Meehan, 1997
- 1,493, Steve Pelot, 1970
- 1,467, Chul Schwanke, 1985
- 1,407, Dwight Duncombe, 1974

Career

- 7,859, Stefan Logan, 2003-06
- 4,449, Chul Schwanke, 1982-85
- 4,010, Phillip Meehan, 1995-98
- 3,605, Dwight Duncombe, 1972-74
- 3,530, Jeremy Blount, 2008-11
- 3,509, Chris Ganious, 2008-11
- 3,417, Chris Mikkelsen, 2001-04
- 3,355, Jason Leber, 1993-96
- 3,296, Carl Johnson, 1954-56
- 3,264, Mike Maguire, 1974-77

Yards Per Game - Career

- 194.3, Amos Allen (11g), 2007

Kickoff Returns

Yards

Longest

- 100, Chris Mikkelsen vs. Augustana, 10/4/2003

Game

- 200, Jeremy Blount vs. UNI, 9/12/2009

Season

- 759, Paul Anderson (34-759), 2016
- 644, Jeremy Blount (30-644), 2011
- 637, Dontrell Ducker (31-637), 1996
- 623, Mike Maguire (32-623), 1975
- 621, Jeremy Blount (29-621), 2010
- 616, Alex Perkowski (24-616), 2007
- 602, Paul Anderson (29-602), 2015
- 577, James Vann (22-577), 1986
- 539, James Gregory (27-539), 1992
- 530, Carlos Phillips (26-530), 1970

Career

- 1,950, Jeremy Blount (87-1,950) (2008-11)
- 1,468, Paul Anderson (69-1,468) (2015-17)
- 1,353, James Vann (58-1,353) (1985-89)
- 1,227, James Gregory (63-1,227) (1989-92)
- 1,219, Mike Maguire (62-1,219) (1974-77)
- 1,007, Phillip Meehan (55-1,007) (1995-98)
- 998, Alex Perkowski (41-998) (2004-07)
- 923, Marcus Sims (43-923) (2009-12)
- 791, Dave Elle (33-791) (1987-89)
- 786, Bob Koch (26-786) (1968-69)

Touchdowns

Game

- 1, many times, MR: Wesley Eliodor at Missouri State, 9/25/2021

Season

- 2, Bob Koch (10g), 1968

Career

- 2, Bob Koch, 1968-69

Miscellaneous

Returns in a Game

- 9, Jeremy Blount at UNI, 9/12/2009

Returns in a Season

- 34, Paul Anderson (11g), 2016

Returns in a Career

- 87, Jeremy Blount, 2008-11

Punt Returns

Yards

Longest

- 85, John Sanders at Montana, 9/4/1971

Game

- 146, Tom Berry (6) vs. North Dakota, 10/11/1980

Season

- 471, Kasem McCullough (31-471), 1993
- 404, Dwight Duncombe (20-404), 1974
- 368, Tom Berry (30-368), 1980
- 367, Wesley Beschorner (42-367), 2002
- 353, Tom Berry (22-353), 1979
- 306, Mick David (29-306), 1981
- 302, Stefan Logan (19-302), 2006
- 286, Ron Eichbauer (12-286), 1959
- 262, James Vann (29-262), 1986
- 259, Phillip Meehan (25-259), 1998

Career

- 968, Tom Berry (77-968) (1978-80)
- 715, Jeremy Blount (61-715) (2008-11)
- 698, Dwight Duncombe (46-698) (1972-74)
- 567, Kasem McCullough (37-567) (1992-93)
- 558, Mick David (56-558) (1981-83)
- 532, James Vann (74-532) (1986-89)
- 528, John Sanders (56-528) (1970-72)
- 489, Scott Farrrens (61-489) (1993-96)
- 440, Phillip Meehan (49-440) (1995-98)
- 428, Chris Mikkelsen (39-428) (2001-04)

Touchdowns

Game

- 2, Mick David vs. UNI, 11/14/1981

Season

- 2, Mick David, 1981
- 2, Ron Eichbauer, 1959

Career

- 3, Mick David, 1981-83

Miscellaneous

Returns in a Season

- 42, Wesley Beschorner (11g), 2002

Returns in a Career

- 77, Tom Berry, 1978-80

Tackles

Season

153, Doug VanderEsch, 1987
 145, Craig Austin, 1980
 143, Ben Long, 1978
 141, Doug VanderEsch, 1988
 141, Tim Seevers, 1990
 132, Tim Seevers, 1989
 123, Brett Neumamm, 1982
 122, Craig Austin, 1981
 114, Tim Seevers, 1991
 113, Ben Long, 1977

Career

437, Tim Seevers, 1988-91
 430, Doug VanderEsch, 1984-88
 406, Ben Long, 1976-79
 336, Matt Madsen, 1991-94
 331, Craig Austin, 1978-81
 327, Jack Cochrane, 2017-21
 306, Todd Pharis, 1981-84
 298, Jim Glogowski, 1992-95
 280, Adam Broders, 2008-11
 279, Josh Gassen, 2000-03

Interceptions

Game

3, 7x; MR: Matt Madsen
 vs. Morningside, 10/29/1994

Season

11, Bob Gruber, 1979
 8, Russel Burwell, 2000
 7, John Sanders, 1971
 7, Todd Salat, 1986
 7, Steve Adams, 1988
 7, Bill Moats, 1978
 6, Mike Slaton, 1983
 6, Bill Moats, 1976
 6, Rory Triplett, 2000
 6, Tim Byred, 1986
 6, Matt Madsen, 1994

Career

16, Todd Salat, 1984-86
 15, Bill Moats, 1976-78
 15, John Sanders, 1970-72
 13, Deondre Jones, 1994-97
 12, Bob Gruber, 1977-79
 12, Matt Madsen, 1991-94
 11, Mike Slaton, 1982-85
 11, Tim Dacy, 2003-06
 11, Jim Kvilhaug, 1987-90
 11, Bill Townsend, 1981-82

Longest Return

97, Andrew Gray vs. Southern Illinois, 10/28/2017
 89, James Augustus vs. St. Cloud St, 9/14/2001

Return Yards in a Game

104, James Augustus vs. St. Cloud St, 9/14/2001

Return Yards in a Season

151, Bob Gruber (11g), 1979

Return Yards in a Career

174, Jordan Davis, 2003-06

Returned for a Touchdown in a Game

1, many times (last - Jonathan Joanis in 2021)

Returned for a Touchdown in a Season

2, Bob Gruber (11g), 1979
 2, Jim Hargens (10g), 1972

Returned for a Touchdown in a Career

2, Bob Gruber, 1977-79
 2, Jim Hargens, 1970-72
 2, Mike Slaton, 1983-85
 2, Kaseem Gaines, 1999-2000

Sacks

Season

18.5, A.J. Schable, 2005
 14.0, Tyler Starr, 2011
 11.0, Doug Nielsen, 1988
 9.5, Chad Burtch, 1993
 9.5, Tim Schellhammer, 2004
 9.0, Darin Greenfield, 2017
 9.0, Andrew Van Ginkel, 2015
 9.0, Tyler Starr, 2013
 8.0, Steve Glienke, 1985
 8.0, Derek Borchers, 1997
 8.0, T Plantenburg, 1995
 8.0, Josh Stamer, 1999

Career

27.0, Tyler Starr, 2011-13
 27.0, A.J. Schable, 2002-05
 24.0, Darin Greenfield, 2016-19
 21.5, Brent Peterson, 1994-97
 18.0, Tim Schellhammer, 2000-04
 17.5, Corey Peters, 1992-95
 17.0, Wayne Curry, 2005-09
 15.5, Josh Stamer, 1998-2000
 14.5, Mike Schwab, 1983-86
 13.5, Jacob Matthew, 2018-21
 13.5, Chad Burtch, 1991-94

Tackles-For-Loss

Season

22.5, A.J. Schable, 2005
 22.5, Bill Gassen, 2002
 21.0, Josh Stamer, 2000
 21.0, Aaron Dietrich, 2001
 21.0, Jim Glogowski, 1995
 19.5, Darin Greenfield, 2017
 19.5, John Morales, 2007
 19.0, Scott Larson, 2000
 19.0, Tyler Starr, 2011
 19.0, Aaron Dietrich, 2001

Career

52.0, Darin Greenfield, 2016-19
 50.5, Bill Gassen, 1999-2002
 48.0, Scott Larson, 1997-2000
 44.5, A.J. Schable, 2002-05
 44.0, Brent Petersen, 1994-97
 42.0, Aaron Dietrich, 1999-2003
 41.0, Tyler Starr, 2011-13
 41.0, Jim Glogowski, 1992-95
 35.5, Josh Stamer, 1997-2000
 33.5, Tim Schellhammer, 2001-04

Punting

Longest Punt

89, Jim Jackson vs. UNI, 9/30/1972

Attempts in a Game

15, Filip Filipovic vs. North Dakota, 9/16/2000

Yards in a Game

616, Filip Filipovic vs. North Dakota, 9/16/2000

Attempts in a Season

80, Kurt Seibel (11g), 1982

Yards in a Season

3,377, Bill Moats (11g), 1978

Average Yards Per Punt in a Season

47.5, Miles Bergner (11g), 2016

Attempts in a Career

286, Kurt Seibel, 1980-83

Yards in a Career

11,352, Brady Schutt, 2017-21
 11,223, Miles Bergner, 2013-16

Average Yards Per Punt in a Career

43.2, Brady Schutt, 2017-21
 42.8, Miles Bergner, 2013-16

Fumbles

Longest Return

100, Joe Quintal vs. SDSU, 1922

Freshman Records

Total Offense - Yards in a Game

319, Ryan Justice vs. SDSU, 11/6/1999

Total Offense - Yards in a Season

2,341, Noah Shepard (13g), 2006

Rushing - Yards in a Game

242, Dusty Stamer vs. SDSU, 11/4/2000

Rushing - Yards in a Season

1,155, Stefan Logan (11g), 2003

Rushing - Touchdowns in a Season

9, Dusty Stamer (11g), 2000

Longest Rushing Touchdown

84, T.J. Simmons vs. Truman St, 9/3/2005

Passing - Yards in a Game

339, Carson Camp vs. Missouri St, 3/13/2021

326, Ryan Justice vs. SDSU, 11/6/1999

Passing - Yards in a Season

1,938, Noah Shepard (13g), 2006

Passing - Completions in a Game

22, Carson Camp vs. Missouri St, 3/13/2021

21, Ryan Justice vs. SDSU, 11/6/1999

Passing - Attempts in a Game

35, Carson Camp vs. Missouri St, 3/13/2021

35, Ryan Justice vs. SDSU, 11/6/1999

Receiving - Receptions in a Game

9, Riley Donovan at UNI, 10/19/2013

Receiving - Receptions in a Season

53, Rod Tweet (11g), 1983

Receiving - Yards in a Season

869, Rod Tweet (11g), 1983

Receiving - Touchdowns in a Season

5, Kody Case (12g), 2017

4, Tom Flanagan (10g), 2009

Team Records

Coyote Records

Rushing

Attempts

Game82 vs. UNI, 1970, 10/3/1970
 Season666 (14g), 1986

Yards

Game581 vs. St. Cloud St, 11/1/1986
 Season3,465 (11g), 1986
 Average Per Game319.6 (8g, 2,557 yards), 1955

Passing

Attempts

Game65 vs. Houston Baptist, 9/14/2019
 Season510 (13g), 2017

Completions

Game48 vs. Houston Baptist, 9/14/2019
 Season333 (13g), 2017

Yards

Game537 vs. Houston Baptist, 9/14/2019
 Season4,331 (13g), 2017

Touchdowns

Game6, three times, MR: at Drake, 9/2/2017
 Season39 (11g), 2005

Interceptions

Game8 vs. UNI, 10/29/1960
 Season24 (11g), 1975

Scoring

Points

Game86 vs. Augustana (0), 1930
 Season547 (11g), 2005
 Average Per Game49.7 (11g), 2005

Touchdowns

Season77 (11g), 2005
 Rushing39 (11g), 1986
 Passing39 (11g), 2005
 By Blocked Punt2 (11g), 1974
 By Pass Interception3 (11g), 2001, 2003, 2017

Total Offense

Lowest

Game97 vs. Omaha, 9/12/1970 & vs. UNI, 10/3/1970
 Season852 (11g), 1975
 Average Per Game82.6 (10g), 1970

Highest

Game746 vs. Truman St, 9/3/2005
 Average Per Play14.6 vs. Truman St, 9/3/2005
 Season6,807 (13g), 2017
 Average Per Game583.3 (11g), 2005

First Downs

Total

Game43 vs. Houston Baptist, 9/14/2019
 Season356 (13g), 2017
 Average Per Game27.3 (13g), 2017

Miscellaneous

Game by Rushing28 vs. St. Cloud St, 11/1/1986
 Game by Passing27 vs. Houston Baptist, 9/14/2019
 Game by Penalty9 vs. Houston Baptist, 9/14/2019
 Fewest Yds Penalized .0 vs. Northern Colorado, 1986

Kicking

Extra Points

Game11 vs. Minn-Crookston, 9/25/2005 & at Drake, 9/2/2017
 Season Made69 (11g), 2005
 Season Attempted70 (11g), 2005

Opponent Records

Rushing

Attempts

Game86 vs. Nebraska, 1952
 Season608 (11g), 1975

Yards

Game442, NDSU, 9/29/1990
 Season2,814 (12g), 2014

Passing

Attempts

Game61, Southern Illinois, 9/29/2018
 Season426(12g), 2019

Completions

Game41, Houston Baptist, 9/14/2019
 Season279 (12g), 2019

Yards

High Game513, Houston Baptist, 9/14/2019
 Low Game0, NDSU, 10/29/1977 & William Penn, 9/6/2014
 Season3,573 (12g), 2019

Touchdowns

Game5, SDSU, 10/19/1963
5, Nevada, 11/11/1978
5, NDSU, 11/1/2003
5, Western Illinois, 11/8/2014
5, Indiana State, 11/3/2018
5, Houston Baptist, 9/14/2019
 Season31 (12g), 2019

Interceptions

Game6, SDSU, 10/29/1983
 Season26 (11g), 1979

Total Offense

Lowest

Game98 vs. Minnesota St, 11/16/1974
 Season827 (11g), 1975
 Average Per Game77.1 (10g), 1971

Highest

Game733, Oklahoma, 9/7/2017
708, Sam Houston State, 12/2/2017
700, North Dakota State, 11/16/2019
673, Oregon, 8/30/2014
 Season5,600 (12g), 2014
 Average Per Game484.1 (11g), 2016

First Downs

Total

Game33, Minnesota St, 11/16/1974
33, Sam Houston St, 12/2/2017
33, Southern Illinois, 9/29/2018
33, Western Illinois, 11/2/2019
33, North Dakota State, 11/16/2019
 Season284 (12g), 2019

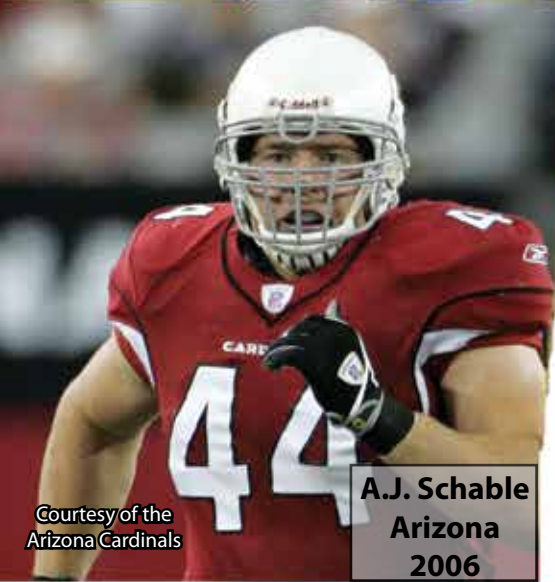
PROFESSIONAL COYOTES

in the NFL, CFL, IFL & XFL (since 1960)




Courtesy of the
Detroit Lions

Stefan Logan
Detroit
2010-12




Courtesy of the
Arizona Cardinals

A.J. Schable
Arizona
2006



Courtesy of the
New England Patriots

Matt Chatham
New England
2000-05



Courtesy of the
Washington Redskins

Tom Compton
Washington
2011-15

John Kohler OL Denver Broncos 1969	Jamel White RB Cleveland Browns 2000-03 Tampa Bay Bucs 2004
James Foster QB Washington Redskins 1970	Baltimore Ravens 2004-05 Toronto Argonauts 2007
Steve Pelot RB New England Patriots 1970	Matt Chatham LB New England Patriots 2000-05 New York Jets 2006-07
Tony Glass OL Minnesota Vikings 1971	Josh Stamer LB Buffalo Bills 2003-07 Tennessee Titans 2008
Gary Kipling OT St. Louis Cardinals 1973	Cleveland Browns 2009 Buffalo Bills 2009
Gene Macken OT Atlanta Falcons 1973	Josh Burr OL Pittsburgh Steelers 2002
Johnny Vann DB Washington Redskins 1973-74	Filip Filipovic P Dallas Cowboys 2002 San Francisco 49ers 2003
Gregg Erickson RB Chicago Bears 1974	Minnesota Vikings 2004 Philadelphia Eagles 2005
Dwight Duncombe WR Atlanta Falcons 1974	Houston Texans 2006 Chicago Bears 2007
John Sanders DB New England Patriots 1974-76 Philadelphia Eagles 1977-79	A.J. Schable DE Arizona Cardinals 2006
Clyde McCormick DB Buffalo Bills 1978 Oakland Raiders 1979	Stefan Logan RB-KR Pittsburgh Steelers 2009 Detroit Lions 2010-12
Bill Moats DB Green Bay Packers 1979	B.C. Lions 2013-14 Montreal Alouettes 2015-pres.
Dave Schwab DT Green Bay Packers 1980	Ko Quaye DT Jacksonville Jaguars 2010 Cleveland Browns 2010
Ben Long LB Miami Dolphins 1980	Byron Bullock LB Sasckatchewan Roughriders 2010
Craig Austin LB Seattle Seahawks 1982 LA Express 1983	Tom Compton OL Washington Redskins 2011-15 Atlanta Falcons 2016
Brian Barnes RB Houston Oilers 1980	Chicago Bears 2017 Minnesota Vikings 2018
Jeff Davis DB Denver Broncos 1884 San Diego Chargers 1985	New York Jets 2019 San Francisco 49s 2020-21 Denver Broncos Pres.
Duke Schamel LB Los Angeles Rams 1985	Tyler Starr LB Atlanta Falcons 2014-16
Mike Slaton DB Minnesota Vikings 1986 New York Jets 1987	Drew Iddings Carolina Panthers 2017-18
Chul Schwanke RB Los Angeles Rams 1986	Miles Bergner Colorado Crush 2017 Sioux Falls Storm 2018-19
Rod Tweet WR Atlanta Falcons 1986 Cincinnati Bengals 1987	Chris Streveler Winnipeg Blue Bombers 2018-19 Arizona Cardinals 2020-21 New York Jets Pres.
Eric Maxson OT St. Louis Cardinals 1986	Tyson Graham Seattle Dragons 2020 Pittsburgh Maulers Pres.
Tim McFarland OL St. Louis Cardinals 1987	Kameron Cline Indianapolis Colts 2020-pres.
Jerry Gilinsky OL Miami Dolphins 1987	Jack Cochrane Kansas City Chiefs Pres.
Robb White DL New York Giants 1987 Washington Redskins 1987	
Dave Elle TE St. Louis Cardinals 1987	