



SOUTH DAKOTA COYOTES

MEN'S BASKETBALL



Twitter: @SDCoyotesMBB
Instagram: @SDCoyotesMBB
Facebook: /SDCoyotesBasketball

Game 15 | South Dakota at UCLA | Tuesday, Dec. 19, 2017 | 8 p.m. (CST) | Los Angeles, Calif. (Pauley Pavilion, 13,800)

2017-18 Schedule

Date	Opp.	Time/Result
11/4	Sioux Falls (Exh.)	W, 73-64
11/11	Mayville State	W, 87-59
11/13	at Bowling Green	W, 88-79
11/15	at TCU	L, 76-71
11/18	Grambling State	W, 84-55
11/20	Mount Marty^	W, 93-54
11/24	vs Southern Miss^	W, 84-71
11/25	vs Northern Colorado^	L, 63-62
11/26	vs Youngstown State^	W, 81-53
11/30	at UMKC	W, 82-63
12/2	at Duke	L, 96-80
12/6	Drake	W, 93-65
12/10	Eastern Washington	W, 75-73
12/14	at Northern Arizona	W, 90-77
12/17	at San Jose State	W, 76-62
12/19	at UCLA	8 p.m.
12/21	Northland College	7:30 p.m.
12/30	Denver	3:30 p.m.
1/3	Western Illinois	7 p.m.
1/6	North Dakota State	1 p.m.
1/11	at Fort Wayne	6 p.m.
1/17	Oral Roberts	7 p.m.
1/20	at Omaha	7 p.m.
1/24	South Dakota State	7 p.m.
1/27	at Denver	5 p.m.
2/1	at Western Illinois	7 p.m.
2/3	at North Dakota State	2 p.m.
2/8	Fort Wayne	7 p.m.
2/11	Peru State	1 p.m.
2/14	at Oral Roberts	7 p.m.
2/17	Omaha	3:30 p.m.
2/22	at South Dakota State	7 p.m.
3/3-6	Summit League Tournament!	

All times listed as CST

* - Summit League contest

^ - Sanford Pentagon Showcase

! - Summit League Tournament, Sioux Falls, SD

Home games in bold

Neutral site in *italic*

Opening Tip...

► We are the Coyotes, pronounced KY-yotes (two syllables)

► South Dakota is one of five teams in NCAA Division I with 11 wins, joining Duke, Villanova, Purdue and Albany.

► The Coyotes rank fifth in NCAA Division I with 224 made free throws. The 307 free throw attempts ranks seventh in the nation.

► South Dakota has made a 3-point basket in 411 consecutive games. The last time a long-range shot didn't fall for the Coyotes was Jan. 16, 2004 against Augustana.



UCLA (7-3)

Head coach: Steve Alford

Career record: 566-283 | Record at UCLA: 103-48 (5th season)



SOUTH DAKOTA COYOTES (11-3)

Head coach: Craig Smith

Career record: 136-78 | Record at South Dakota: 64-49 (4th season)

Quick Hits

Radio: Coyote Sports Network (Joe Van Goor); KVHT (106.3 FM, Yankton/Vermillion)
Affiliates: KQSF (95.7 FM, Sioux Falls); KIMM (106.7 FM, 1150 AM, Rapid City)
TV: PAC-12 Networks (Alex Faust and Steve Lavin)
Online: PAC-12 Networks

Series Overall: First Meeting

Series in Los Angeles: First Meeting

Series Notes: Although this is the first meeting between the two schools, South Dakota does have a small history against Pac-12 opponents. The Coyotes faced Oregon State in the 2009-10 season and Stanford in the 2014-15 season. South Dakota fell in both contests, 62-47 to OSU and 84-73 to the Cardinal.

About the Bruins (RPI: 116):

• UCLA is 7-3 on the season after dropping two-straight games. The latest was a 77-63 setback to No. 25 Cincinnati on Saturday. In that contest, Aaron Holiday scored a team-high 17 points while Jaylen Hands came off the bench for 14 points...

• For the season, Holiday leads the Bruins with 17.6 points per game. Four others average double-digits including Thomas Welsh at 12.6 points per game, he averages a double-double as the team leader in rebounds at 10.6 per game...

• The Bruins, a preseason top-25 team, were tabbed third in the Pac-12 Preseason Poll, behind Arizona and USC. In the national polls, UCLA held a ranking as high as No. 18 and included stops at No. 23 and No. 25...

• Steve Alford is in his fifth season at UCLA where he has gone to three NCAA Tournaments. He is one of 12 head coaches to have led at least four NCAA Division I programs to NCAA Tournaments with stops at Missouri State, Iowa, New Mexico and now UCLA...

About the Coyotes (RPI 100):

• South Dakota is 11-3 this year, its best start in the Division I era (dating back to 2008-09 season). The Coyotes have won four-straight games and six of its last seven, with the lone blemish coming at then No. 1 Duke...

• South Dakota is coming off a 76-62 victory at San Jose State, the first victory for USD against the Spartans and first victory since Dec. 1, 2010 against a Mountain West opponent. Tyler Hagedorn tallied a career-best 27 points and hit 6-of-8 3-point attempts...

2017-18 Roster

PROJECTED STARTERS

No.	Name	Pos.	Ht.	Wt.	Yr.	Pts.	Reb.	Ast.	Min.
2	Carlton Hurst	G	6-3	200	Sr.	7.4	4.8	1.0	25.4
3	Triston Simpson	G	6-2	185	So.	8.4	2.6	3.9	31.1
12	Trey Burch-Manning	F	6-6	200	Jr.	8.8	7.4	1.5	24.0
13	Matt Mooney	G	6-3	210	Jr.	17.2	3.5	3.3	30.2
25	Tyler Hagedorn	F	6-10	225	Jr.	14.6	5.2	1.1	24.6

OFF THE BENCH

0	Stanley Umude	G	6-6	195	Fr.	0.8	0.2	0.2	3.6
1	Jack Stensgard	G	6-3	180	R-Fr.	0.5	0.5	0.3	4.5
5	Joshua Doss	G	6-4	200	Sr.	2.1	1.2	0.2	5.7
11	Josh Williams	G	6-1	200	Fr.	1.8	0.0	0.4	4.2
20	Brandon Armstrong	G	6-5	205	So.	4.0	1.7	0.5	11.5
22	Tyler Peterson	G	6-4	210	So.	6.0	1.9	1.7	18.6
24	Brady Delimont	G	6-4	185	R-Fr.				
31	Dan Jech	F	6-9	220	Jr.	3.3	2.0	0.2	7.3
33	Logan Power	G	6-4	220	Jr.	4.2	2.0	0.8	6.2
34	Nick Fuller	F	6-7	215	Sr.	7.9	3.4	0.5	14.9
45	Austin Sparks	F	6-8	225	Sr.	1.9	0.7	0.0	5.1

MBB Contact: Ryan Hilgemann, Assistant SID | Office: (605) 658-5546 | Cell: (605) 380-7672 | Email: Ryan.Hilgemann@usd.edu



Media Information / Quick Facts

MEDIA INFORMATION

South Dakota Sports Information Contacts

Assistant SID / MBB Contact..... Ryan Hilgemann
Office Phone..... 605.658.5546
Cell..... 605.380.7672
Hilgemann's Email..... ryan.hilgemann@usd.edu
Assistant AD for Sports Information..... Bryan Boettcher
Boettcher's Email..... bryan.boettcher@usd.edu
Assistant SID..... Britni Waller
Waller's Email..... britni.waller@usd.edu
SID Fax..... 605.677.5618
SID Mailing Address..... 414 E. Clark Street
..... 310 DakotaDome
..... Vermillion, S.D. 57069
Website..... www.GoYotes.com

Credentials

Requests for press, broadcast and photo credentials and press box space for all South Dakota home basketball games should be made in advance by contacting the South Dakota sports information department. The South Dakota sports information staff has the discretion to refuse credentials or revoke credentials at any time.

Game Day: The South Dakota Sports Information Department will provide pre-game notes, cumulative statistics and programs prior to each Coyote game. Complete game statistics will be available approximately 10 minutes after the conclusion of each game.

The Sanford Coyote Sports Center media area is located at the top of Section 108 beneath the Midco Sports Production Booth. A postgame press conference with Coyote head coach Craig Smith and select USD players will follow each game in the film room located in the back hallway behind sections 109-110.

Photographers & Filmers: Photographers are required to shoot on the "South" section of each baseline. The "Dakota" section is reserved for Coyote spirit squads. Please sit while shooting pictures so as not to obstruct someone's view. Anyone filming using a tripod for their camera should film atop section 113.

Interviews

Head Coach Craig Smith will be made available approximately 10 minutes after the conclusion of all South Dakota home games.

Selected Coyote players will be available after a 10-minute cooling-off period and after coach Smith has had a chance to address the team.

All other requests for player or coach interviews must be made through the South Dakota sports information office.

Official South Dakota Web Site: GoYotes.com (contains game notes, statistics, roster, schedules, photos and news about the Coyotes).

QUICK FACTS

City / Zip..... Vermillion, S.D. / 57069
Founded / Enrollment..... 1862 / 10,261 (Fall 2017)
Nickname..... Coyotes (KI-YOTES)
School Colors..... Red and White
Arena / Capacity..... Sanford Coyote Sports Center / 6,000
Affiliation..... NCAA Division I
Conference..... The Summit League
President..... James W. Abbott
Athletic Director..... David Herbster
Senior Woman Administrator..... Jamie Oyen
Faculty Athletic Representative..... Dr. Laura Vidler
Head Athletic Trainer..... Bruce Fischbach
Athletic Dept. Phone..... 605.658.5537
Ticket Office..... 605.677.5959
Athletics Website..... www.GoYotes.com

2016-17 Team Information

2016-17 Record..... 22-12
2016-17 Home Record..... 13-1
2016-17 Away Record..... 7-8
2016-17 Summit League Record/Finish..... 12-4/1st
2016-17 Postseason..... NIT (Iowa, first round)
Letterwinners Returning/Lost..... 11/2
Starters Returning/Lost..... 3/2

Coaching Staff

Head Coach..... Craig Smith
Alma Mater..... North Dakota / 1996
Phone..... 605.658.5550
Email..... craig.f.smith@usd.edu
USD Record..... 53-46 (4th season)
Overall Record..... 125-75 (7th season)
Assistant Coach..... Gameli Ahelegbe (4th season)
Alma Mater / Year..... Minnesota State / 2007
Assistant Coach..... Austin Hansen (4th season)
Alma Mater / Year..... South Dakota State / 2003
Assistant Coach..... Eric Peterson (4th season)
Alma Mater / Year..... UW-La Crosse / 2006
Director of Basketball Operations..... Rick Karius (2nd season)
Alma Mater / Year..... UW-La Crosse / 2009


History


First year of basketball..... 1908-09
All-Time Record..... 1,287-1,074 (.545)
Conference Titles..... 14 (last in 2017)
Postseason Appearances..... 16 (last in 2017)
National Titles..... 1 (1957-58)
All-Time All-NCC Players..... 128
All-Time All-GWC Players..... 4
All-Time All-Summit League Players..... 4
All-Time Academic All-NCC..... 50
All-Time Academic All-GWC..... 4
All-Time Academic All-Summit League..... 2
All-Time All-Americans..... 6
All-Time Academic All-Americans..... 11


This Week's Notes


-  Tyler Hagedorn had a **career game** in the victory over San Jose State. The junior tallied 27 points on 8-of-16 shooting. He paced the Coyotes with 19 points in the second half where he hit five of this six 3-point baskets. For the game he went 6-of-8 for long range and also tallied six rebounds.
-  Taking a look at the success of the Coyote basketball team in the **2017 calendar year**, USD holds a 22-8 record since Jan. 1, 2017. The Coyotes hold an 11-1 record on its home floor.
-  South Dakota has **11 wins this year**, and is one of five teams to reach that mark at this point in the season. Looking back in Coyote basketball history, the 11th win on last year's Summit League championship squad happened on January 4, 2017. Going a bit farther back in the archives, USD picked up its 11th win of the season on Dec. 19, 2004. That is the fastest in recorded dates for USD until this season when the 11th win came on Dec. 17, 2017.
-  South Dakota entered the **Mid-Major Top-25** poll for the first time this season at No. 25. The Coyotes have appeared in the poll just one other time, last season's March 6 release. South Dakota jumped from 51 points in the poll last week to 73 this week. The updated poll will be released on Monday, Dec. 18, in the evening.
-  Matt Mooney clinched his **1,000th-collegiate point** against Eastern Washington, when combining his 199 points from Air Force and his 801 and counting points from USD. He is currently 160 points away from becoming the 27th member of the 1,000-point club at USD since 1988.
-  The Coyotes rank 14th in the nation with 206 total assists this year. Triston Simpson leads the team with just over 3.9 assists per game, a mark that ranks fifth in the Summit League. His **1.9 assist-to-turnover ratio** ranks third in the conference. Simpson has three games of five-plus assists this year, including a career-best seven dimes at Bowling Green.
-  Junior **Tyler Hagedorn** has seen his production in the Coyote lineup nearly triple from last season. He has scored in double-digits in 11 of the Coyotes 14 games and averages 14.6 points per game. Last season, he averaged 5.2 points per contest and hit double digits on six occasions. He has also increased his rebounding from 2.7 rebounds per game to 5.2.
-  After making it a priority to give **Nick Fuller** more minutes beginning with the Youngstown State game, the graduate transfer responded by averaging 12 points and 4.2 rebounds in 17.3 minutes per game. In six contests from YSU to NAU, he tallied three career-best performances, first a 15-point performance against UMKC, followed by 16 points against Duke. He then scored 17 points in the victory over Northern Arizona.
-  South Dakota has **dominated the painted area** this year, outscoring its opponents 544-356 over 14 games. In the Coyotes 11 wins, that margin grows by 20 points with USD scoring 452 points in the paint compared to its opponents at 244. The Coyotes average 38.8 points in the paint per game played.
-  South Dakota was able to put numbers up **against No.1 Duke** that other squads have been unable to do for years. The 19 turnovers South Dakota forced were the most Duke had against any team since the 2011-12 season. The 80 points scored by USD were the most by a nonconference opponent inside Cameron Indoor Stadium in two years, while the Coyotes were the first team to outscore Duke in the second half this year.
-  South Dakota continues its impressive run inside the two-year old **Sanford Coyote Sports Center**. The Coyotes are 5-0 in the building in 2017-18 and hold an impressive 18-1 mark in the building over two seasons. In fact, the success isn't limited to just men's basketball as the women's basketball team and volleyball team combine with the men's basketball team to hold a 49-6 record for all teams that the sports center home.
-  In all three games at the Sanford Pentagon Showcase, South Dakota saw a player reach a **new career-high** in either points or rebounds. Trey Burch-Manning started the run with a double-double including a career-high 14 rebounds against Southern Miss. Triston Simpson tallied a career-high 18 points against Northern Colorado while Tyler Hagedorn grabbed a career-best 13 rebounds. In the finale, Brandon Armstrong scored a career-best 16 points.
-  Matt Mooney was named to the **Sanford Pentagon Showcase All-Tournament Team** after averaging 13.7 points, 3.7 rebounds and 3.3 assists per game. Trey Burch-Manning and Tyler Hagedorn each had a strong tournament as well. Hagedorn tallied 12 points and 8.3 rebounds per game with Burch-Manning averaging 10 points and 8 rebounds per game.
-  South Dakota saw a **double-double** in back-to-back games as Trey Burch-Manning tallied 18 points and 14 rebounds against Southern Miss on Nov. 24. On Nov. 25, Tyler Hagedorn secured a double-double with 14 points and 13 rebounds.
-  Sophomore **Triston Simpson** has been known for his ability to dish the ball, but against Northern Colorado he proved his ability to score the ball. The 6-2 guard made a career-best seven field goals enroute to 18 points, topping his previous best of 14 points during his freshman campaign.
-  Junior Matt Mooney had his **25-straight games** scored in double digits snapped in 19 minutes of action against Grambling State. In the contest he scored five points but was hampered with foul trouble. Previously, he had scored 20-plus points in six of his last seven games and had scored in double digits dating back to Dec. 16, 2016, when he scored 15 points at Portland. Mooney sat out the Coyotes game against Mount Marty.
-  South Dakota had the Big 12's TCU **on the ropes** for much of the game on Nov. 15. The Coyotes led for 6:50 of game action, while holding a tie for another 6:30 of action. The Coyotes cut the defending NIT Champion's lead to just two points with 4:37 on the clock and then trailed by a single point with 41 seconds remaining. The game had twitter ablaze including ESPN personality Fran Fraschilla praising Matt Mooney's 31 points.
-  Matt Mooney and Triston Simpson each tallied seven assists in the victory against Bowling Green. To find the **last time** that two players had at least seven assists in a game for the Coyotes you have to go back to Jan. 14, 2006. In that game, a victory over North Dakota, Darrick Leonard tallied eight assists while Jesse Becker had seven.
-  South Dakota enters the 2017-18 season as the **defending Summit League Champions**. The Coyotes earned a conference championship for the third time in 10 seasons and second championship at the Division I level (2010, Great West). The Coyotes won their first Summit League regular season title with a 12-4 record. South Dakota earned a bid into the NIT at the conclusion of the season, the 16th postseason appearance and second at the Division I level (2010, CollegeInsider).


Notes Continued/NCAA & Summit League Rankings


 **Craig Smith**, in his fourth season at South Dakota and seventh overall as a head coach, has recorded winning records in five of his six seasons as a head coach. Smith was rewarded with the Summit League Coach of the Year following the 2016-17 season and was also named the NABC District 12 Coach of the Year.


 The Coyotes were **picked to finish second** in the Summit's preseason poll in the 2017-18 season. The Coyotes had 12 first place votes and 327 points in the poll, behind South Dakota State with its 13 first place votes and 339 points.

 After being named the Summit League's Transfer of the Year and selected to the league's first team last year, **Matt Mooney** earned preseason first team all-Summit League accolades. **Trey Burch-Manning**, a fellow member on the all-newcomer team last year, earned preseason second team all-Summit League honors.

 **Matt Mooney** tallied 634 points last season, marking the fourth most points scored in South Dakota basketball history in a single season. In the final game of the season at Iowa, Mooney moved from seventh-most to fourth-most with his 23 points. It was his fourth-straight 20-point game and 22nd-straight in double digits.

 Although he didn't lead the team in a defensive statistical category, **Carlton Hurst** was the team's top defender last season, consistently drawing the toughest assignment. Coach Smith has gone on record saying he believes Hurst is the best defender in the Summit League. The senior ranked second on the team in total blocks, rebounds and steals last season.

 **Nick Fuller** transferred into South Dakota from Nebraska as a graduate transfer and is eligible to play immediately. The Sun Prairie, Wisconsin, native played in 55 games for the Huskers. He tallied a career-best 12 points at then-No. 16 Maryland in the 2014-15 season. He was also a two-time academic Big Ten selection. Fuller and Coach Smith have a connection to Nebraska as Smith was an assistant during Fuller's redshirt season and worked him out regularly.

 This year's newcomers include the graduate transfer in Nick Fuller and **three true freshmen** Walter Prevost, Stanley Umude and Josh Williams. Prevost averaged 17 points and 10 rebounds as a senior at Nimitz HS. Umude averaged 23.2 points and 6.2 rebounds as a senior at Warren HS. Williams is the all-time leading scorer at Tompkins HS with 1,242 points.

 There are six notable media outlets that give their **preseason prognostications** on the Summit League. With them, the Coyotes were picked to finish first in three and second in another three. Athlon, Street & Smith's and USA Today all picked USD first, while Blue Ribbon, Lindy's and NBC Sports projected the Coyotes second.

Preseason Summit League Poll (Coaches and Media)

Rank	School	Pts.
1.	South Dakota State (13)	339
2.	South Dakota (12)	327
3.	North Dakota State	246
4.	Fort Wayne	234
5.	Denver	230
6.	Omaha	124
7.	Oral Roberts	104
8.	Western Illinois	60

ALL GAMES through Dec. 17, 2017

TEAM	NCAA Rank	Summit Rank	Value
Category			
3-pt Field Goal Attempts	110	4	257
Assist Turnover Ratio	102	2	1.1
Assists Per Game	138	3	14.7
Blocked Shots Per Game	315	7	2.1
Def. Rebounds Per Game	110	4	27.0
Fewest Fouls	334	8	252
Fewest Turnovers	305	4	176
Field-Goal Percentage	45	2	48.9
Field-Goal Percentage Def.	70	2	40.6
Free Throw Attempts	7	2	307
Free Throws Made	5	2	224
Free-Throw Percentage	106	2	73.0
Off. Rebounds Per Game	179	3	10.5
Personal Fouls Per Game	144	6	18.0
Rebound Margin	88	3	4.5
Scoring Defense	91	2	67.6
Scoring Margin	49	2	14.3
Scoring Offense	57	3	81.9
Steals Per Game	121	2	7.1
3-pt FG Defense	80	2	31.6
3-pt FG Per Game	250	7	6.9
3-pt FG Percentage	102	6	37.4
Total 3-pt FGM	80	4	96
Total Assists	14	1	206
Total Blocks	244	5	30
Total Rebounds	5	2	527
Total Rebounds Per Game	124	5	37.6
Total Steals	23	2	99
Turnover Margin	62	1	2.9
Turnovers Forced	83	2	15.5
Turnovers Per Game	94	2	12.6
Won-Lost Percentage	56	1	78.6

INDIVIDUAL

Category	Player	NCAA Rank	Summit Rank	Value
3-pt Field Goal Attempts	M. Mooney	69	4	78
Assist Turnover Ratio	T. Simpson	194	3	1.9
Assists Per Game	T. Simpson	189	5	3.9
Blocked Shots Per Game	T. Hagedorn			
Def. Reb. Per Game	T. Burch-Manning	149	5	5.4
Double Doubles	-	-	-	-
Field-Goal Perc.	-	-	-	-
Free Throw Att.	T. Hagedorn	132	4	58
Free Throws Made	T. Hagedorn	84	4	49
Free-Throw Perc.	T. Hagedorn	124	2	84.5
Minutes Per Game	-	-	-	-
Off. Reb. Per Game	-	-	-	-
Points Per Game	M. Mooney	151	5	17.2
Reb. Per Game	T. Burch-Manning	157	6	7.4
Steals Per Game	M. Mooney	126	3	1.7
3-pt FG Per Game	M. Mooney	211	7	2.3
3-pt FG Perc.	-	-	-	-
Total 3-pt FGM	M. Mooney	83	4	30
Total Assists	T. Simpson	66	3	55
Total Blocks	T. Hagedorn	156	3	14
Total FG Att.	M. Mooney	24	3	14
Total FG Made	M. Mooney	44	5	77
Total Minutes	T. Simpson	9	2	436
Total Points	M. Mooney	36	4	224
Total Rebounds	T. Burch-Manning	41	4	104
Total Steals	M. Mooney	38	4	23
Triple Doubles	-	-	-	-

Ranking in the top-50 in the nation are **bold**



Player History, Standings & Polls

PLAYER HISTORY

Career Games Played (at USD)

Player	Starts	Games
Austin Sparks	8	74
Tyler Hagedorn	15	66
Dan Jech	2	64
Trey Burch-Manning	48	48
Carlton Hurst	48	48
Triston Simpson	14	48
Tyler Peterson	1	48
Matt Mooney	47	47
Brandon Armstrong	0	47
Logan Power	0	40
Joshua Doss	0	16
Nick Fuller	0	14
Jack Stensgard	0	6
Josh Williams	0	5
Stanley Umude	0	5

Consecutive Starts

Player	Starts
Trey Burch-Manning	48
Carlton Hurst	48
Tyler Hagedorn	14
Triston Simpson	14
Matt Mooney	9

Double-Digit Scoring Games

Player	Career	17-18	Cons.
Matt Mooney	42	11	4
Trey Burch-Manning	19	4	1
Tyler Hagedorn	18	11	2
Carlton Hurst	16	4	1
Tyler Peterson	10	3	
Triston Simpson	9	3	
Dan Jech	8		
Brandon Armstrong	3	1	
Nick Fuller	4	4	
Joshua Doss	1		
Austin Sparks	1		
Logan Power	1	1	

20-Point Scoring Games

Player	Career	17-18	Cons.
Matt Mooney	20	4	
Tyler Hagedorn	3	3	2
Trey Burch-Manning	1		
Dan Jech	1		

30-Point Scoring Games

Player	Career	17-18	Cons.
Matt Mooney	4	2	

Double-Digit Reb. Games

Player	Career	17-18	Cons.
Trey Burch-Manning	12	3	
Carlton Hurst	3	1	
Tyler Hagedorn	2	1	
Dan Jech	1		
Tyler Peterson	1		
Logan Power	1		

Double-Doubles (Pts-Reb)

Player	Career	17-18	Cons.
Trey Burch-Manning	4	1	
Tyler Hagedorn	2	1	
Carlton Hurst	1		

Career Highs

Player	Pts.	Reb.
Brandon Armstrong	16	5
Trey Burch-Manning	24	14
Joshua Doss	10	4
Nick Fuller	17	8
Tyler Hagedorn	27	13
Carlton Hurst	19	10
Dan Jech	22	12
Matt Mooney	31	8
Tyler Peterson	15	10
Logan Power	11	11
Triston Simpson	18	7
Austin Sparks	10	6
Jack Stensgard	3	1
Stanley Umude	2	1
Josh Williams	7	1

2017-18 Summit League Standings

As of 12/18/17

	Summit			Overall		
	W	L	Pct.	W	L	Pct.
South Dakota	0	0	.000	11	3	.786
Western Illinois	0	0	.000	7	2	.778
South Dakota State	0	0	.000	9	5	.643
Fort Wayne	0	0	.000	7	5	.583
North Dakota State	0	0	.000	5	5	.500
Denver	0	0	.000	5	7	.417
Oral Roberts	0	0	.000	4	9	.308
Omaha	0	0	.000	3	10	.231

This Week's Schedule/Results

Thursday, Dec. 14

South Dakota 90, Northern Arizona 77

Friday, Dec. 15

Colorado 112, South Dakota St. 103
Stanford 75, Denver 62

Saturday, Dec. 16

Fort Wayne 88, Stetson 84
Oral Roberts 83, FGCU 64

Sunday, Dec. 17

Omaha 99, Cornell College 58
South Dakota 76, San Jose St. 62

Monday, Dec. 18

Omaha at Kansas, 6 p.m.
Fort Wayne at Indiana, 7 p.m.
North Dakota St. at Arizona, 8 p.m.
Denver at Montana St., 8 p.m.

Tuesday, Dec. 19

Oral Roberts at Arkansas, 7 p.m.
Montana St. at Omaha, 7 p.m.
Drake at South Dakota St., 7 p.m.
Western Illinois at Eastern Illinois, 7:30 p.m.
South Dakota at UCLA, 8 p.m.

AP & Coaches' Polls

School	Record	AP	Coaches
Villanova	11-0	1	1
Michigan State	10-1	2	2
Arizona State	10-0	3	4
Duke	11-1	4	3
North Carolina	10-1	5	5
Miami (FL)	9-0	6	7
Kentucky	9-1	7	6
Texas A&M	9-1	8	9
Xavier	10-1	9	8
West Virginia	9-1	10	10
Wichita State	8-2	11	11
Gonzaga	9-2	12	15
Virginia	9-1	13	14
Kansas	8-2	14	13
TCU	10-0	15	12
Purdue	11-2	16	16
Oklahoma	8-1	17	17
Baylor	9-2	18	18
Arizona	8-3	19	19
Cincinnati	9-2	20	22
Texas Tech	9-1	21	21
Tennessee	7-2	22	20
Seton Hall	9-2	23	22
Florida State	9-1	24	25
Creighton	8-2	25	24

Mid-Major Top 25

Rk	School	Record	PR
1.	Gonzaga (31)	8-2	1
2.	Saint Mary's	8-2	3
3.	Loyola Chicago	10-1	9
4.	Albany	10-1	6
5.	BYU	8-2	7
6.	Northern Iowa	8-2	12
7.	Charleston	7-2	8
8.	Towson	10-1	14
9.	UT Arlington	7-3	2
10.	Louisiana	7-2	11
11.	Valparaiso	8-2	5
12.	FGCU	7-4	16
13.	Vermont	6-4	4
14.	Northern Kentucky	7-3	10
15.	Georgia Southern	7-2	17
16.	Central Michigan	8-1	NR
17.	Missouri State	9-3	15
18.	Furman	7-3	23
19.	Stephen F. Austin	9-1	NR
20.	UC Davis	7-2	25
21.	UC Santa Barbara	8-2	NR
22.	South Dakota State	8-4	19
23.	Evansville	8-2	NR
24.	Portland State	8-2	NR
25.	South Dakota	9-3	NR

2017-18 South Dakota Numerical Roster

No.	Name	Pos.	Ht.	Yr.	Hometown	High School	Previous
0	Stanley Umude	G	6-6	Fr.	San Antonio, Texas	Warren HS	
1	Jack Stensgard	G	6-3	R-Fr.	Inver Grove Heights, Minn.	Simley HS	
2	Carlton Hurst	G	6-3	Sr.	Denver, Colo.	Aurora Central HS	Colorado State
3	Triston Simpson	G	6-2	So.	Lincoln, Neb.	North Star HS	
5	Joshua Doss	G	6-4	Sr.	Chicago, Ill.	Taft HS	Triton College
11	Josh Williams	G	6-1	Fr.	Katy, Texas	Tompkins HS	
12	Trey Burch-Manning	F	6-6	Jr.	Federal Way, Wash.	Todd Beamer HS	North Idaho College
13	Matt Mooney	G	6-3	Jr.	Wauconda, Ill.	Notre Dame Prep	Air Force
20	Brandon Armstrong	G	6-5	So.	San Antonio, Texas	Holy Cross HS	
22	Tyler Peterson	G	6-4	So.	Lino Lakes, Minn.	Centennial HS	
23	Walter Prevost	F	6-8	Fr.	Houston, Texas	Nimitz HS	
24	Brady Delimont	G	6-4	R-Fr.	Ainsworth, Neb.	Ainsworth HS	
25	Tyler Hagedorn	F	6-10	Jr.	Norfolk, Neb.	Norfolk HS	
31	Dan Jech	F	6-9	Jr.	Rochester, Minn.	Mayo HS	
33	Logan Power	F	6-6	Jr.	Lincoln, Neb.	Christian HS	
34	Nick Fuller	F	6-7	Sr.	Sun Prairie, Wisc.	Sun Prairie HS	Nebraska
45	Austin Sparks	F	6-8	Sr.	Denver, Colo.	Fairview HS	

2017-18 South Dakota Alphabetical Roster

No.	Name	Pos.	Ht.	Yr.	Hometown	High School	Previous
20	Brandon Armstrong	G	6-5	So.	San Antonio, Texas	Holy Cross HS	
12	Trey Burch-Manning	F	6-6	Jr.	Federal Way, Wash.	Todd Beamer HS	North Idaho College
24	Brady Delimont	G	6-3	R-Fr.	Ainsworth, Neb.	Ainsworth	
5	Joshua Doss	G	6-4	Sr.	Chicago, Ill.	Taft HS	Triton College
34	Nick Fuller	F	6-7	Sr.	Sun Prairie, Wisc.	Sun Prairie HS	Nebraska
25	Tyler Hagedorn	F	6-10	Jr.	Norfolk, Neb.	Norfolk HS	
2	Carlton Hurst	G	6-3	Sr.	Denver, Colo.	Aurora Central HS	Colorado State
31	Dan Jech	F	6-9	Jr.	Rochester, Minn.	Mayo HS	
13	Matt Mooney	G	6-3	Jr.	Wauconda, Ill.	Notre Dame Prep	Air Force
22	Tyler Peterson	G	6-4	So.	Lino Lakes, Minn.	Centennial HS	
33	Logan Power	F	6-6	Jr.	Lincoln, Neb.	Christian HS	
23	Walter Prevost	F	6-8	Fr.	Houston, Texas	Nimitz HS	
3	Triston Simpson	G	6-2	So.	Lincoln, Neb.	North Star HS	
45	Austin Sparks	F	6-8	Sr.	Denver, Colo.	Fairview HS	
1	Jack Stensgard	G	6-3	R-Fr.	Inver Grove Heights, Minn.	Simley HS	
0	Stanley Umude	G	6-6	Fr.	San Antonio, Texas	Warren HS	
11	Josh Williams	G	6-1	Fr.	Katy, Texas	Tompkins HS	

Pronunciation Guide

0	Stanley Umude	UH-moo-Day
1	Jack Stensgard	STENS-guard
24	Brady Delimont	DELL-mont
25	Tyler Hagedorn	HAY-guh-Dorn
31	Dan Jech	JECK
	Gameli Ahelegbe	ga-ma-LEE ah-hel-LEG-buh

2017-18 South Dakota TV/Radio Roster



#0 Stanley Umude
G • 6-6 • Fr.



#1 Jack Stensgard
G • 6-3 • R-Fr.



#2 Carlton Hurst
G • 6-3 • Sr.



#3 Triston Simpson
G • 6-2 • So.



#5 Joshua Doss
G • 6-4 • Sr.



#11 Josh Williams
G • 6-1 • Fr.



#12 Trey Burch-Manning
F • 6-6 • Jr.



#13 Matt Mooney
G • 6-3 • Jr.



#20 Brandon Armstrong
G • 6-5 • So.




#22 Tyler Peterson
G • 6-4 • So.



#23 Walter Prevost
F • 6-8 • Fr.



#24 Brady Delimont
G • 6-4 • R-Fr.




#25 Tyler Hagedorn
F • 6-10 • Jr.



#31 Dan Jech
F • 6-9 • Jr.



#33 Logan Power
F • 6-6 • Jr.



#34 Nick Fuller
F • 6-7 • Sr.



#45 Austin Sparks
F • 6-8 • Sr.



Charlie Coyote
Mascot • 6-5 • Sr.

Head Coach Craig Smith



Craig Smith led the University of South Dakota men's basketball program to new heights in 2016-17, his third year with the program, leading the Coyotes to their first Summit League Regular Season Championship.

After being picked seventh in the Preseason Coaches Poll, Smith coached the Coyotes to a 12-4 conference record to earn league Coach of the Year honors while playing to a 22-12 overall record. After the season, Smith earned NABC District 12 Coach of the Year honors while coaching Matt Mooney, the Summit League Transfer of the Year, to First Team All-District 12 honors.

The 2016-17 campaign also saw Tyler Flack, along with Mooney, earn First Team All-Summit League status. Trey Burch-Manning, Trey Dickerson, along with Mooney, captured three of the five spots on the All-Newcomer Team.

Smith, a former NAIA National Coach of the Year, was named the 17th head coach in South Dakota's men's basketball history in the spring of 2014 after spending two years as an assistant coach at Nebraska.

In his first year at the helm of the Coyotes, Smith guided South Dakota to 17 wins and a fourth place finish in the league after being picked eighth behind the emergence of senior guard Tyler Larson, who became the first Coyote to earn First Team All-Summit League honors. Larson was one of three players in the nation who averaged at least 14 points, 7.8 rebounds and 2.8 assists per game.

The 2015-16 campaign included a road victory at Minnesota, snapping a then 47-game home nonconference winning streak ranking second in the nation for the Gophers, along with a road victory at

Milwaukee and against Florida Gulf Coast inside the Sanford Pentagon in Sioux Falls. Smith also captured his 100th career coaching victory with a win over Oral Roberts on Feb. 6, 2016.

South Dakota is Smith's second head coaching gig, having previously served as head coach at Mayville State University in North Dakota, compiling a 72-29 record and advancing to three-straight NAIA II National Tournaments from 2004-07. The Comets were 1-25 the season before Smith's arrival and competed in the NAIA National Championship game in the third season under Smith.

After winning 17 games in his first season at MSU, the Comets set a school record for victories with 28 while winning the Dakota Athletic Conference regular season and tournament championships. Mayville State advanced to the national quarterfinals before falling to the eventual national champions.

In 2007, Smith was named the NAIA II National Coach of the Year when the Comets defended their regular season and tournament titles and advanced to the National Championship game. It marked the first time any men's basketball team from North Dakota had ever played for a national title. Smith also earned DAC Coach of the Year honors in both 2006 and 2007.

Tim Miles brought Smith on board his staff at Colorado State ahead of the 2007-08 season and named Smith an assistant coach the following year. It was the third program Smith had served as an assistant for Miles with prior stints at Mayville State in 1996-97 and North Dakota State from 2001-04. The fourth program was Nebraska where the duo worked the 2012-13 and 2013-14 campaigns. They went to the NCAA Tournament two times, once at Colorado State in 2012 and once at Nebraska in 2014.

Smith is a Stephen, Minnesota, native and a 1996 graduate of the University of North Dakota where he earned his degree in secondary education. He earned his master's degree in teaching and learning from Northern State, where he served as a graduate assistant for the 1997-98 season. The Wolves reached their first-ever Elite Eight that season.

Smith and his wife, Darcy, have three sons: Landon, Brady and Carson along with a daughter, Lauren.

Staff



Gameli Ahelegbe
Assistant / 3rd season
Oakdale, Minn.
Minnesota State, 2007



Austin Hansen
Assistant / 3rd season
Valley Springs, S.D.
South Dakota State, 2003



Eric Peterson
Assistant / 3rd season
West Salem, Wis.
UW-La Crosse, 2006



Rick Karius
Operations / 1st season
Chilton, Wis.
UW-La Crosse, 2009

2017-18 All-Games Statistics

RECORD:	OVERALL	HOME	AWAY	NEUTRAL
ALL GAMES	11-3	5-0	4-2	2-1
CONFERENCE	0-0	0-0	0-0	0-0
NON-CONFERENCE	11-3	5-0	4-2	2-1

#	Player	gp-gs	min	avg	Total		3-Point		F-Throw		Rebounds								pts	avg		
					fg-fga	fg%	3fg-fga	3fg%	ft-fa	ft%	off	def	tot	avg	pf	dq	a	to			blk	stl
13	Matt Mooney	13-13	392	30.2	77-176	.438	30-78	.385	40-49	.816	3	42	45	3.5	27	0	44	35	0	23	224	17.2
25	Tyler Hagedorn	14-14	344	24.6	67-145	.462	21-49	.429	49-58	.845	19	54	73	5.2	35	0	16	17	14	9	204	14.6
12	Trey Burch-Manning	14-14	336	24.0	47-96	.490	2-7	.286	27-44	.614	28	76	104	7.4	37	1	21	18	2	10	123	8.8
03	Triston Simpson	14-14	436	31.1	42-95	.442	9-30	.300	24-38	.632	7	30	37	2.6	29	2	55	29	1	14	117	8.4
34	Nick Fuller	14-0	209	14.9	42-71	.592	6-15	.400	20-26	.769	15	32	47	3.4	29	0	8	14	5	5	110	7.9
02	Carlton Hurst	14-14	356	25.4	39-59	.661	2-6	.333	24-36	.667	25	42	67	4.8	21	0	15	16	2	13	104	7.4
22	Tyler Peterson	14-1	261	18.6	31-71	.437	9-27	.333	13-19	.684	3	23	26	1.9	31	1	25	23	1	14	84	6.0
33	Logan Power	6-0	37	6.2	10-16	.625	5-9	.556	0-2	.000	4	8	12	2.0	1	0	5	2	0	2	25	4.2
20	Brandon Armstrong	14-0	161	11.5	21-49	.429	10-26	.385	4-6	.667	1	23	24	1.7	7	0	7	4	1	4	56	4.0
31	Dan Jech	13-0	95	7.3	16-25	.640	0-2	.000	11-13	.846	10	16	26	2.0	17	0	3	5	3	1	43	3.3
05	Joshua Doss	9-0	51	5.7	6-8	.750	0-1	.000	7-8	.875	2	9	11	1.2	4	0	2	4	0	3	19	2.1
45	Austin Sparks	11-0	56	5.1	8-13	.615	0-0	.000	5-8	.625	5	3	8	0.7	10	0	0	4	1	0	21	1.9
11	Josh Williams	5-0	21	4.2	4-5	.800	1-2	.500	0-0	.000	0	0	0	0.0	1	0	2	2	0	0	9	1.8
00	Stanley Umude	5-0	18	3.6	2-7	.286	0-2	.000	0-0	.000	0	1	1	0.2	2	0	1	0	0	0	4	0.8
01	Jack Stensgard	6-0	27	4.5	1-8	.125	1-3	.333	0-0	.000	1	2	3	0.5	1	0	2	1	0	1	3	0.5
Team											25	18	43					2				
Total.....		14	2800		413-844	.489	96-257	.374	224-307	.730	148	379	527	37.6	252	4	206	176	30	99	1146	81.9
Opponents.....		14	2800		337-830	.406	96-304	.316	176-235	.749	135	329	464	33.1	273	-	159	217	47	72	946	67.6

2016-17 Conference Only Statistics

RECORD:	OVERALL	HOME	AWAY	NEUTRAL
ALL GAMES	12-4	7-1	5-3	0-0
CONFERENCE	12-4	7-1	5-3	0-0
NON-CONFERENCE	0-0	0-0	0-0	0-0

#	Player	gp-gs	min	avg	Total		3-Point		F-Throw		Rebounds								pts	avg		
					fg-fga	fg%	3fg-fga	3fg%	ft-fa	ft%	off	def	tot	avg	pf	dq	a	to			blk	stl
13	Mooney, Matt	16-16	524	32.8	115-238	.483	40-99	.404	68-101	.673	7	71	78	4.9	33	0	35	43	1	42	338	21.1
00	Dickerson, Trey	16-16	349	21.8	54-127	.425	16-40	.400	47-62	.758	2	31	33	2.1	31	1	44	34	1	11	171	10.7
23	Flack, Tyler	9-9	230	25.6	66-108	.611	6-22	.273	26-33	.788	17	34	51	5.7	25	1	10	11	16	6	164	18.2
12	Burch-Manning, Trey	16-16	443	27.7	53-111	.477	1-4	.250	40-68	.588	35	89	124	7.8	52	2	18	32	6	12	147	9.2
02	Hurst, Carlton	16-16	477	29.8	38-76	.500	10-21	.476	43-53	.811	24	60	84	5.3	38	1	16	14	11	11	129	8.1
22	Peterson, Tyler	16-0	273	17.1	36-74	.486	12-32	.375	25-37	.676	8	30	38	2.4	33	0	20	18	4	15	109	6.8
03	Simpson, Triston	16-0	393	24.6	27-66	.409	9-26	.346	34-45	.756	11	31	42	2.6	30	0	48	17	0	7	97	6.1
25	Hagedorn, Tyler	15-0	220	14.7	27-67	.403	14-35	.400	24-31	.774	10	38	48	3.2	30	0	6	6	14	7	92	6.1
45	Sparks, Austin	12-7	143	11.9	8-11	.727	0-0	.000	4-6	.667	4	12	16	1.3	29	2	4	8	1	2	20	1.7
20	Armstrong, Brandon	15-0	94	6.3	8-30	.267	4-17	.235	0-1	.000	1	12	13	0.9	4	0	1	2	0	1	20	1.3
33	Power, Logan	7-0	22	3.1	3-5	.600	1-3	.333	0-2	.000	1	4	5	0.7	1	0	2	2	0	0	7	1.0
31	Jech, Dan	5-0	29	5.8	0-0	.000	0-0	.000	2-2	1.000	0	3	3	0.6	7	1	0	2	2	1	2	0.4
05	Doss, Joshua	1-0	3	3.0	0-0	.000	0-0	.000	0-0	.000	0	0	0	0.0	0	0	0	0	0	0	0	0.0
Team											17	13	30					3				
Total.....		16	3200		435-913	.476	113-299	.378	313-441	.710	137	428	565	35.3	313	8	204	192	56	115	1296	81.0
Opponents.....		16	3200		422-957	.441	132-347	.380	236-322	.733	149	406	555	34.7	337	-	208	217	61	87	1212	75.8



Game-By-Game Statistics

		FG-FGA		PCT.	3P-3PA	PCT.	FT-FTA	PCT.	Reb.	O-D-T	PF	A	TO	BK	ST	Final Score			
COYOTE STARTERS																1st	2nd	OT	Final
South Dakota	Bur, Hag, Hur, Moo, Simp	33-68		.485	8-24	.333	13-19	.684	13-40-53	13	15	11	7	9	42	45			87
Mayville State		22-72		.306	10-29	.345	5-7	.714	12-24-36	18	12	11	1	1	31	28			59
South Dakota	Bur, Hag, Hur, Moo, Simp	29-61		.475	8-20	.400	22-35	.629	9-36-45	26	21	10	3	7	34	54			88
Bowling Green		25-73		.342	8-25	.320	21-27	.778	16-31-47	25	15	12	6	5	35	44			79
South Dakota	Bur, Hag, Hur, Moo, Simp	28-61		.459	8-24	.333	7-10	.700	6-20-26	14	18	13	5	8	33	38			71
TCU		27-58		.466	9-22	.409	13-15	.867	9-29-38	9	20	16	5	9	42	34			76
South Dakota	Bur, Hag, Hur, Moo, Simp	28-51		.549	4-12	.333	24-27	.889	7-28-35	23	16	16	7	11	41	43			84
Grambling State		18-55		.327	4-13	.308	15-21	.714	12-18-30	22	9	19	4	8	27	28			55
South Dakota	Bur, Hag, Hur, Pet, Simp	41-71		.577	6-16	.375	5-9	.556	13-32-45	9	15	8	2	8	52	41			93
Mount Marty		20-58		.345	9-31	.290	5-9	.556	6-18-24	15	10	12	1	3	21	33			54
South Dakota	Bur, Hag, Hur, Moo, Simp	27-50		.540	7-17	.412	23-29	.793	9-30-39	20	15	15	0	3	32	52			84
Southern Miss		28-61		.459	5-19	.263	10-16	.625	7-16-23	22	12	11	1	7	31	40			71
South Dakota	Bur, Hag, Hur, Moo, Simp	20-64		.313	4-17	.235	18-25	.720	15-26-41	18	10	14	4	3	22	40			62
Northern Colorado		21-59		.356	5-19	.263	16-19	.842	13-35-48	20	3	19	7	4	27	36			63
South Dakota	Bur, Hag, Hur, Moo, Simp	31-57		.544	10-19	.526	9-14	.643	10-25-35	20	17	16	0	6	45	36			81
Youngstown State		20-53		.377	3-19	.158	10-16	.625	9-19-28	18	13	19	2	4	24	29			53
South Dakota	Bur, Hag, Hur, Moo, Simp	29-62		.468	4-15	.267	20-27	.741	12-34-46	20	14	12	0	5	36	46			82
UMKC		21-56		.375	6-28	.214	15-21	.714	3-24-27	25	7	13	4	5	30	33			63
South Dakota	Bur, Hag, Hur, Moo, Simp	30-68		.441	10-22	.455	10-15	.667	9-15-24	24	18	10	0	6	30	50			80
Duke		35-63		.556	7-17	.412	19-25	.760	16-32-48	18	17	19	6	4	56	40			96
South Dakota	Bur, Hag, Hur, Moo, Simp	37-65		.569	11-22	.500	8-11	.727	11-20-31	10	18	7	1	7	47	46			93
Drake		27-53		.509	8-20	.400	3-4	.750	6-19-25	11	13	18	1	4	43	22			65
South Dakota	Bur, Hag, Hur, Moo, Simp	28-51		.549	2-12	.167	17-21	.810	5-22-27	15	13	10	0	7	32	43			75
Eastern Washington		26-57		.456	9-23	.391	12-12	1.00	6-20-26	19	12	10	2	3	31	42			73
South Dakota	Bur, Hag, Hur, Moo, Simp	29-63		.460	3-15	.200	29-40	.725	20-30-50	24	11	17	0	11	38	52			90
Northern Arizona		23-58		.397	10-27	.370	21-26	.808	9-20-29	31	8	16	3	8	23	54			77
South Dakota	Bur, Hag, Hur, Moo, Simp	23-52		.442	11-22	.500	19-25	.760	9-21-30	16	5	17	1	8	33	43			76
San Jose State		24-54		.444	3-12	.250	11-17	.647	11-24-35	20	8	22	4	7	37	25			62
South Dakota																			
UCLA																			
South Dakota																			
Northland College																			
South Dakota																			
Denver																			
South Dakota																			
Western Illinois																			
South Dakota																			
North Dakota State																			
South Dakota																			
Fort Wayne																			
South Dakota																			
Oral Roberts																			
South Dakota																			
Omaha																			
South Dakota																			
Denver																			
South Dakota																			
Western Illinois																			
South Dakota																			
North Dakota State																			
South Dakota																			
Fort Wayne																			
South Dakota																			
Peru State																			
South Dakota																			
Oral Roberts																			
South Dakota																			
Omaha																			
South Dakota																			
South Dakota State																			



INDIVIDUAL GAME HIGHS

South Dakota Highs

Points	31	Matt Mooney at TCU (11/15/17)
	30	Matt Mooney at UMKC (11/30/17)
	27	Tyler Hagedorn at San Jose State (12/17/17)
	26	Matt Mooney at Bowling Green (11/13/17)
	24	Matt Mooney at Northern Arizona (12/14/17)
Field Goals Made	12	Matt Mooney at TCU (11/15/17)
	10	Matt Mooney at UMKC (11/30/17)
Field Goal Att.	22	Matt Mooney at TCU (11/15/17)
	21	Matt Mooney vs Northern Colorado (11/25/17)
	21	Matt Mooney at Bowling Green (11/13/17)
FG Pct (min 5 made)	.875 (7-8)	Triston Simpson vs Drake (12/6/17)
	.833 (5-6)	Logan Power vs Mount Marty (11/20/17)
	.833 (5-6)	Carlton Hurst vs Grambling State (11/18/17)
3-Point FG Made	6	Tyler Hagedorn at San Jose State (12/17/17)
	4	Matt Mooney at San Jose State (12/17/17)
	4	Triston Simpson vs Drake (12/6/17)
	4	Matt Mooney vs Youngstown State (11/26/17)
	4	Matt Mooney at TCU (11/15/17)
	4	Matt Mooney at Bowling Green (11/13/17)
3-Point FG Att.	11	Matt Mooney at TCU (11/15/17)
	8	Matt Mooney at San Jose State (12/17/17)
	8	Tyler Hagedorn at San Jose State (12/17/17)
3-Pt FG Pct (min 2 made)	1.000 (2-2)	Nick Fuller vs Drake (12/6/17)
	1.000 (2-2)	Triston Simpson at Duke (12/02/17)
	1.000 (2-2)	Tyler Peterson vs Youngstown State (11/26/17)
Free Throws Made	8	Matt Mooney at Northern Arizona (12/14/17)
	8	Tyler Hagedorn at Northern Arizona (12/14/17)
	8	Matt Mooney vs Eastern Washington (12/10/17)
	8	Matt Mooney at UMKC (11/30/17)
Free Throw Att.	10	Tyler Hagedorn at Northern Arizona (12/14/17)
	9	Matt Mooney at Northern Arizona (12/14/17)
	9	Matt Mooney at UMKC (11/30/17)
FT Pct (min 3 made)	1.000 (8-8)	Matt Mooney vs Eastern Washington (12/10/17)
	1.000 (6-6)	Tyler Peterson vs Grambling State (11/18/17)
	1.000 (2-2)	Nick Fuller at Northern Arizona (12/14/17)
	1.000 (4-4)	Tyler Hagedorn at Duke (12/02/17)
	1.000 (4-4)	Tyler Hagedorn at UMKC (11/30/17)
	1.000 (4-4)	Carlton Hurst vs Youngstown State (11/26/17)
	1.000 (4-4)	Triston Simpson vs Southern Miss (11/24/17)
	1.000 (4-4)	Dan Jech vs Grambling State (11/18/17)
	1.000 (4-4)	Tyler Hagedorn vs Grambling State (11/18/17)
	1.000 (4-4)	Carlton Hurst at Bowling Green (11/13/17)
	1.000 (3-3)	Tyler Hagedorn at Bowling Green (11/13/17)
Rebounds	14	Trey Burch-Manning at UMKC (11/30/17)
	14	Trey Burch-Manning vs Southern Miss (11/24/17)
Assists	7	Triston Simpson at Bowling Green (11/13/17)
	7	Matt Mooney at Bowling Green (11/13/17)
Steals	4	Matt Mooney at Northern Arizona (12/14/17)
	4	Matt Mooney vs Eastern Washington (12/10/17)
	4	Matt Mooney vs Grambling State (11/18/17)
Blocked Shots	4	Tyler Hagedorn vs Mayville State (11/11/17)
	3	Tyler Hagedorn vs Grambling State (11/18/17)
	3	Tyler Hagedorn at TCU (11/15/17)

Opponent Highs

Points	30	JoJo Anderson at Northern Arizona (12/14/17)
	28	Spight,Andre vs Northern Colorado (11/25/17)
	25	Grayson Allen at Duke (12/02/17)
	23	Davis,Jordan vs Northern Colorado (11/25/17)
	23	BRODZIANSKY, Vlad at TCU (11/15/17)
	23	FRYE, Dylan at Bowling Green (11/13/17)
Field Goals Made	10	Spight,Andre vs Northern Colorado (11/25/17)
	8	Grayson Allen at Duke (12/02/17)
	8	Marvin Bagley III at Duke (12/02/17)
	8	BRODZIANSKY, Vlad at TCU (11/15/17)
Field Goal Att.	21	Spight,Andre vs Northern Colorado (11/25/17)
	17	FRYE, Dylan at Bowling Green (11/13/17)
FG Pct (min 5 made)	1.000 (6-6)	MITCHELL, Brandon at San Jose State (12/17/17)
	.833 (5-6)	Javin DeLaurier at Duke (12/02/17)
3-Point FG Made	5	JoJo Anderson at Northern Arizona (12/14/17)
	5	Spight,Andre vs Northern Colorado (11/25/17)
	5	FRYE, Dylan at Bowling Green (11/13/17)
3-Point FG Att.	10	JoJo Anderson at Northern Arizona (12/14/17)
	10	Spight,Andre vs Northern Colorado (11/25/17)
	10	FRYE, Dylan at Bowling Green (11/13/17)
3-Pt FG Pct (min 2 made)	1.000 (2-2)	JACKSON, Bobby vs Grambling State (11/18/17)
	1.000 (2-2)	BANE, Desmond at TCU (11/15/17)
Free Throws Made	11	JoJo Anderson at Northern Arizona (12/14/17)
	9	Davis,Jordan vs Northern Colorado (11/25/17)
Free Throw Att.	13	JoJo Anderson at Northern Arizona (12/14/17)
	12	Davis,Jordan vs Northern Colorado (11/25/17)
FT Pct (min 3 made)	1.000 (6-6)	PEATLING, Mason vs Eastern Washington (12/10/17)
	1.000 (6-6)	CALDWELL, Rodrick at Bowling Green (11/13/17)
	1.000 (4-4)	Chris Bowling at Northern Arizona (12/14/17)
	1.000 (4-4)	Isaiah Thomas at Northern Arizona (12/14/17)
	1.000 (4-4)	FRYE, Dylan at Bowling Green (11/13/17)
	1.000 (3-3)	Spight,Andre vs Northern Colorado (11/25/17)
	1.000 (3-3)	Edwards,Cortez vs Southern Miss (11/24/17)
Rebounds	14	KOCH, Derek at Bowling Green (11/13/17)
	12	Marvin Bagley III at Duke (12/02/17)
Assists	8	Trevon Duval at Duke (12/02/17)
	5	Gino Littles at Northern Arizona (12/14/17)
	5	Morse, Cameron vs Youngstown State (11/26/17)
	5	Griffin,Tyree vs Southern Miss (11/24/17)
	5	Mathieu, Marcus vs Mount Marty (11/20/17)
	5	FISHER, Jaylen at TCU (11/15/17)
	5	TURNER, Justin at Bowling Green (11/13/17)
Steals	4	WILLIAMS, Kenrich at TCU (11/15/17)
	3	BAUMANN, Noah at San Jose State (12/17/17)
	3	JoJo Anderson at Northern Arizona (12/14/17)
	3	WRIGHT, Kareem vs Grambling State (11/18/17)
	3	BANE, Desmond at TCU (11/15/17)
Blocked Shots	3	MITCHELL, Brandon at San Jose State (12/17/17)
	3	Marvin Bagley III at Duke (12/02/17)
	3	BRODZIANSKY, Vlad at TCU (11/15/17)
Turnovers	6	Marques Bolden at Duke (12/02/17)
	6	Davis,Jordan vs Northern Colorado (11/25/17)
Fouls	5	Corey Brown at Northern Arizona (12/14/17)



SEASON HIGHS & LOWS

South Dakota Highs

POINTS	93	DRAKE (12/6/17)
	93	MOUNT MARTY (11/20/17)
	90	at Northern Arizona (12/14/17)
	88	at Bowling Green (11/13/17)
	87	MAYVILLE STATE (11/11/17)
FIELD GOALS MADE	41	MOUNT MARTY (11/20/17)
	37	DRAKE (12/6/17)
FIELD GOAL ATTEMPTS	71	MOUNT MARTY (11/20/17)
	68	at Duke (12/02/17)
	68	MAYVILLE STATE (11/11/17)
FIELD GOAL PERCENTAGE	.577 (41-71)	MOUNT MARTY (11/20/17)
	.569 (37-65)	DRAKE (12/6/17)
3 PT FIELD GOALS MADE	11	at San Jose State (12/17/17)
	11	DRAKE (12/6/17)
3 PT FG ATTEMPTS	24	at TCU (11/15/17)
	24	MAYVILLE STATE (11/11/17)
3 PT FG PERCENTAGE	.526 (10-19)	vs Youngstown State (11/26/17)
	.500 (11-22)	at San Jose State (12/17/17)
	.500 (11-22)	DRAKE (12/6/17)
FREE THROWS MADE	29	at Northern Arizona (12/14/17)
	24	GRAMBLING STATE (11/18/17)
FREE THROW ATTEMPTS	40	at Northern Arizona (12/14/17)
	35	at Bowling Green (11/13/17)
FREE THROW PERCENTAGE	.889 (24-27)	GRAMBLING STATE (11/18/17)
	.810 (17-21)	EASTERN WASHINGTON (12/10/17)
REBOUNDS	53	MAYVILLE STATE (11/11/17)
	50	at Northern Arizona (12/14/17)
ASSISTS	21	at Bowling Green (11/13/17)
	18	DRAKE (12/6/17)
	18	at Duke (12/02/17)
	18	at TCU (11/15/17)
STEALS	11	at Northern Arizona (12/14/17)
	11	GRAMBLING STATE (11/18/17)
BLOCKED SHOTS	7	GRAMBLING STATE (11/18/17)
	7	MAYVILLE STATE (11/11/17)
TURNOVERS	17	at San Jose State (12/17/17)
	17	at Northern Arizona (12/14/17)
FOULS	26	at Bowling Green (11/13/17)
	24	at Northern Arizona (12/14/17)

South Dakota Lows

POINTS	62	vs Northern Colorado (11/25/17)
	71	at TCU (11/15/17)
	75	EASTERN WASHINGTON (12/10/17)
	76	at San Jose State (12/17/17)
	80	at Duke (12/02/17)
FIELD GOALS MADE	20	vs Northern Colorado (11/25/17)
	23	at San Jose State (12/17/17)
FIELD GOAL ATTEMPTS	50	vs Southern Miss (11/24/17)
	51	GRAMBLING STATE (11/18/17)
	51	EASTERN WASHINGTON (12/10/17)
FIELD GOAL PERCENTAGE	.313 (20-64)	vs Northern Colorado (11/25/17)
	.441 (30-68)	at Duke (12/02/17)
3 PT FIELD GOALS MADE	2	EASTERN WASHINGTON (12/10/17)
	3	at Northern Arizona (12/14/17)
3 PT FG ATTEMPTS	12	GRAMBLING STATE (11/18/17)
	12	EASTERN WASHINGTON (12/10/17)
3 PT FG PERCENTAGE	.167 (2-12)	EASTERN WASHINGTON (12/10/17)
	.200 (3-15)	at Northern Arizona (12/14/17)
FREE THROWS MADE	5	MOUNT MARTY (11/20/17)
	7	at TCU (11/15/17)
FREE THROW ATTEMPTS	9	MOUNT MARTY (11/20/17)
	10	at TCU (11/15/17)
FREE THROW PERCENTAGE	.556 (5-9)	MOUNT MARTY (11/20/17)
	.629 (22-35)	at Bowling Green (11/13/17)
REBOUNDS	24	at Duke (12/02/17)
	26	at TCU (11/15/17)
ASSISTS	5	at San Jose State (12/17/17)
	10	vs Northern Colorado (11/25/17)
STEALS	3	vs Southern Miss (11/24/17)
	3	vs Northern Colorado (11/25/17)
BLOCKED SHOTS	0	vs Southern Miss (11/24/17)
	0	vs Youngstown State (11/26/17)
	0	at UMKC (11/30/17)
	0	at Duke (12/02/17)
	0	EASTERN WASHINGTON (12/10/17)
	0	at Northern Arizona (12/14/17)
TURNOVERS	7	DRAKE (12/6/17)
	8	MOUNT MARTY (11/20/17)
FOULS	9	MOUNT MARTY (11/20/17)
	10	DRAKE (12/6/17)

Opponent Highs

POINTS	96	at Duke (12/02/17)
	79	at Bowling Green (11/13/17)
	77	at Northern Arizona (12/14/17)
	76	at TCU (11/15/17)
	73	EASTERN WASHINGTON (12/10/17)
FIELD GOALS MADE	35	at Duke (12/02/17)
	28	vs Southern Miss (11/24/17)
FIELD GOAL ATTEMPTS	73	at Bowling Green (11/13/17)
	72	MAYVILLE STATE (11/11/17)
FIELD GOAL PERCENTAGE	.556 (35-63)	at Duke (12/02/17)
	.509 (27-53)	DRAKE (12/6/17)
3 PT FIELD GOALS MADE	10	at Northern Arizona (12/14/17)
	10	MAYVILLE STATE (11/11/17)
3 PT FG ATTEMPTS	31	MOUNT MARTY (11/20/17)
	29	MAYVILLE STATE (11/11/17)
3 PT FG PERCENTAGE	.412 (7-17)	at Duke (12/02/17)
	.409 (9-22)	at TCU (11/15/17)
FREE THROWS MADE	21	at Northern Arizona (12/14/17)
	21	at Bowling Green (11/13/17)
FREE THROW ATTEMPTS	27	at Bowling Green (11/13/17)
	26	at Northern Arizona (12/14/17)
FREE THROW PERCENTAGE	1.000 (12-12)	EASTERN WASHINGTON (12/10/17)
	.867 (13-15)	at TCU (11/15/17)
REBOUNDS	48	at Duke (12/02/17)
	48	vs Northern Colorado (11/25/17)
ASSISTS	20	at TCU (11/15/17)
	17	at Duke (12/02/17)
STEALS	9	at TCU (11/15/17)
	8	at Northern Arizona (12/14/17)
	8	GRAMBLING STATE (11/18/17)
BLOCKED SHOTS	7	vs Northern Colorado (11/25/17)
	6	at Duke (12/02/17)
	6	at Bowling Green (11/13/17)
TURNOVERS	22	at San Jose State (12/17/17)
	19	at Duke (12/02/17)
	19	vs Youngstown State (11/26/17)
	19	vs Northern Colorado (11/25/17)
	19	GRAMBLING STATE (11/18/17)
FOULS	31	at Northern Arizona (12/14/17)

Opponent Lows

POINTS	53	vs Youngstown State (11/26/17)
	54	MOUNT MARTY (11/20/17)
	55	GRAMBLING STATE (11/18/17)
	59	MAYVILLE STATE (11/11/17)
	62	at San Jose State (12/17/17)
FIELD GOALS MADE	18	GRAMBLING STATE (11/18/17)
	20	MOUNT MARTY (11/20/17)
	20	vs Youngstown State (11/26/17)
FIELD GOAL ATTEMPTS	53	vs Youngstown State (11/26/17)
	53	DRAKE (12/6/17)
FIELD GOAL PERCENTAGE	.306 (22-72)	MAYVILLE STATE (11/11/17)
	.327 (18-55)	GRAMBLING STATE (11/18/17)
3 PT FIELD GOALS MADE	3	vs Youngstown State (11/26/17)
	3	at San Jose State (12/17/17)
3 PT FG ATTEMPTS	12	at San Jose State (12/17/17)
	13	GRAMBLING STATE (11/18/17)
3 PT FG PERCENTAGE	.158 (3-19)	vs Youngstown State (11/26/17)
	.214 (6-28)	at UMKC (11/30/17)
FREE THROWS MADE	3	DRAKE (12/6/17)
	5	MAYVILLE STATE (11/11/17)
	5	MOUNT MARTY (11/20/17)
FREE THROW ATTEMPTS	4	DRAKE (12/6/17)
	7	MAYVILLE STATE (11/11/17)
FREE THROW PERCENTAGE	.556 (5-9)	MOUNT MARTY (11/20/17)
	.625 (10-16)	vs Southern Miss (11/24/17)
	.625 (10-16)	vs Youngstown State (11/26/17)
REBOUNDS	23	vs Southern Miss (11/24/17)
	24	MOUNT MARTY (11/20/17)
ASSISTS	3	vs Northern Colorado (11/25/17)
	7	at UMKC (11/30/17)
STEALS	1	MAYVILLE STATE (11/11/17)
	3	MOUNT MARTY (11/20/17)
	3	EASTERN WASHINGTON (12/10/17)
BLOCKED SHOTS	1	MAYVILLE STATE (11/11/17)
	1	MOUNT MARTY (11/20/17)
	1	vs Southern Miss (11/24/17)
	1	DRAKE (12/6/17)
TURNOVERS	10	EASTERN WASHINGTON (12/10/17)
	11	MAYVILLE STATE (11/11/17)
	11	vs Southern Miss (11/24/17)
FOULS	9	at TCU (11/15/17)
	11	DRAKE (12/6/17)



Player Bios



#0 Stanley Umude

6-6 • 195 • Fr. • San Antonio, Texas
Warren HS

Pts	Reb	Ast	Min.
0.8	0.2	0.2	3.6

2017-18 Game-By-Game Statistics

Opponent	MP	FG-A	3FG-A	FT-A	O-D-T	F	A	TO	B	S	TP
Mayville State	DNP										
at Bowling Green	DNP										
at TCU	DNP										
Grambling State	2	1-2	0-0	0-0	0-0-0	0	0	0	0	0	2
Mount Marty	10	1-4	0-2	0-0	0-1-1	2	1	0	0	0	2
vs. Southern Mississippi	DNP										
vs. Northern Colorado	DNP										
vs. Youngstown State	3	0-1	0-0	0-0	0-0-0	0	0	0	0	0	0
at UMKC	DNP										
at Duke	1	0-0	0-0	0-0	0-0-0	0	0	0	0	0	0
Drake	2	0-0	0-0	0-0	0-0-0	0	0	0	0	0	0
Eastern Washington	DNP										
at Northern Arizona	DNP										
at San Jose State	DNP										
at UCLA											
Northland College											
Denver											
Western Illinois											
North Dakota State											
at Fort Wayne											
Oral Roberts											
at Omaha											
South Dakota State											
at Denver											
at Western Illinois											
at North Dakota State											
Fort Wayne											
Peru State											
at Oral Roberts											
Omaha											
at South Dakota State											

Season Highs


Points.....	2, 2x; MR: vs. Mount Marty, 11/20/17
Field Goals	1, 2x; MR: vs. Mount Marty, 11/20/17
Field Goal Attempts	4, vs. Mount Marty, 11/20/17
3-Point Field Goals	
3-Point Field Goal Attempts.....	2, vs. Mount Marty, 11/20/17
Free Throws	
Free Throw Attempts	
Rebounds	1 vs. Mount Marty, 11/20/17
Assists	1 vs. Mount Marty, 11/20/17
Blocked Shots.....	
Steals.....	
Minutes Played.....	10 vs. Mount Marty, 11/20/17

Career Highs (same)

Points.....	2, 2x; MR: vs. Mount Marty, 11/20/17
Field Goals	1, 2x; MR: vs. Mount Marty, 11/20/17
Field Goal Attempts	4, vs. Mount Marty, 11/20/17
3-Point Field Goals	
3-Point Field Goal Attempts.....	2, vs. Mount Marty, 11/20/17
Free Throws	
Free Throw Attempts	
Rebounds	1 vs. Mount Marty, 11/20/17
Assists	1 vs. Mount Marty, 11/20/17
Blocked Shots.....	
Steals.....	
Minutes Played.....	10 vs. Mount Marty, 11/20/17

Career Statistics

Year	GP-GS	FG-A	Pct	3FG-A	Pct	FT-FTA	Pct	Reb.	Avg	A	TO	BK	ST	Pts/Avg
17-18	5-0	2-7	.286	0-2	.000	0-0	.000	1	0.2	1	0	0	0	4/0.8



#1 Jack Stensgard

6-3 • 180 • R-Fr. • Inver Grove Heights, Minn.
Simley HS

Pts	Reb	Ast	Min.
0.5	0.5	0.3	4.5

2017-18 Game-By-Game Statistics

Opponent	MP	FG-A	3FG-A	FT-A	O-D-T	F	A	TO	B	S	TP
Mayville State	6	0-1	0-1	0-0	0-1-1	1	1	1	0	0	0
at Bowling Green	DNP										
at TCU	DNP										
Grambling State	4	0-0	0-0	0-0	0-0-0	0	0	0	0	0	0
Mount Marty	11	1-4	1-1	0-0	0-1-1	0	0	0	0	0	3
vs. Southern Mississippi	DNP										
vs. Northern Colorado	DNP										
vs. Youngstown State	3	0-2	0-0	0-0	1-0-1	0	1	0	0	0	0
at UMKC	1	0-1	0-1	0-0	0-0-0	0	0	0	0	0	0
at Duke	2	0-0	0-0	0-0	0-0-0	0	0	0	0	0	0
Drake	DNP										
Eastern Washington	DNP										
at Northern Arizona	DNP										
at San Jose State	DNP										
at UCLA											
Northland College											
Denver											
Western Illinois											
North Dakota State											
at Fort Wayne											
Oral Roberts											
at Omaha											
South Dakota State											
at Denver											
at Western Illinois											
at North Dakota State											
Fort Wayne											
Peru State											
at Oral Roberts											
Omaha											
at South Dakota State											

Season Highs

Points.....	3 vs. Mount Marty, 11/20/17
Field Goals	1 vs. Mount Marty, 11/20/17
Field Goal Attempts	4 vs. Mount Marty, 11/20/17
3-Point Field Goals	1 vs. Mount Marty, 11/20/17
3-Point Field Goal Attempts.....	1, 3x; MR: vs. UMKC, 11/30/17
Free Throws	
Free Throw Attempts	
Rebounds	1, 3x; MR: vs. Youngstown State, 11/26/17
Assists	1, 2x; MR: vs. Youngstown State 11/26/17
Blocked Shots.....	
Steals.....	
Minutes Played.....	11 vs. Mount Marty, 11/20/17

Career Highs (same)

Points.....	3 vs. Mount Marty, 11/20/17
Field Goals	1 vs. Mount Marty, 11/20/17
Field Goal Attempts	4 vs. Mount Marty, 11/20/17
3-Point Field Goals	1 vs. Mount Marty, 11/20/17
3-Point Field Goal Attempts.....	1, 3x; MR: vs. UMKC, 11/30/17
Free Throws	
Free Throw Attempts	
Rebounds	1, 3x; MR: vs. Youngstown State, 11/26/17
Assists	1, 2x; MR: vs. Youngstown State 11/26/17
Blocked Shots.....	
Steals.....	
Minutes Played.....	11 vs. Mount Marty, 11/20/17

Career Statistics

Year	GP-GS	FG-A	Pct	3FG-A	Pct	FT-FTA	Pct	Reb.	Avg	A	TO	BK	ST	Pts/Avg
17-18	6-0	1-8	.125	1-3	.333	0-0	.000	3	0.5	2	1	0	1	3/0.5



#2 Carlton Hurst

6-3 • 200 • Sr. • Denver, Colo.
Aurora Central HS • Colorado State

Pts	Reb	Ast	Min.
7.4	4.8	1.0	25.4

2017-18 Game-By-Game Statistics

Opponent	MP	FG-A	3FG-A	FT-A	O-D-T	F	A	TO	B	S	TP
Mayville State	22	3-5	0-0	3-4	3-3-6	0	3	0	0	0	9
at Bowling Green	33	5-7	0-0	4-4	4-5-9	4	1	1	0	1	14
at TCU	37	2-3	0-0	1-2	0-3-3	0	2	0	1	3	5
Grambling State	20	5-6	0-0	0-0	1-3-4	1	1	1	0	1	10
Mount Marty	20	2-3	1-1	1-1	3-1-4	0	0	0	0	0	5
vs. Southern Mississippi	22	2-4	1-1	0-0	0-1-1	4	0	1	0	0	5
vs. Northern Colorado	31	1-2	0-0	0-1	4-3-7	2	2	0	1	0	2
vs. Youngstown State	22	1-1	0-0	4-4	0-2-2	2	2	0	0	0	6
at UMKC	29	4-5	0-0	3-6	0-6-6	1	1	4	0	2	11
at Duke	19	2-5	0-2	1-2	0-1-1	0	0	0	0	0	5
Drake	19	3-4	0-0	0-2	3-2-5	1	0	3	0	2	6
Eastern Washington	24	3-4	0-1	0-0	0-4-4	2	0	2	0	1	6
at Northern Arizona	30	4-7	0-0	1-3	6-4-10	3	3	3	0	2	9
at San Jose State	28	2-3	0-1	7-8	1-4-5	1	0	1	0	1	11
at UCLA											
Northland College											
Denver											
Western Illinois											
North Dakota State											
at Fort Wayne											
Oral Roberts											
at Omaha											
South Dakota State											
at Denver											
at Western Illinois											
at North Dakota State											
Fort Wayne											
Peru State											
at Oral Roberts											
Omaha											
at South Dakota State											

Season Highs

Points.....	14 at Bowling Green, 11/13/17
Field Goals.....	5, 2x; MR: vs. Grambling State, 11/18/17
Field Goal Attempts.....	7, 2x; MR: at Northern Arizona, 12/14/17
3-Point Field Goals.....	1, 2x; MR: vs. Southern Miss, 11/24/17
3-Point Field Goal Attempts.....	2 vs. Duke, 12/02/17
Free Throws.....	7 at San Jose State, 12/17/17
Free Throw Attempts.....	8 at San Jose State, 12/17/17
Rebounds.....	10 at Northern Arizona, 12/14/17
Assists.....	3, 2x; MR: at Northern Arizona, 12/14/17
Blocked Shots.....	1, 2x; MR: vs. Northern Colorado, 11/25/17
Steals.....	3 at TCU, 11/15/17
Minutes Played.....	37 at TCU, 11/15/17

Career Highs

Points.....	19 vs. IUPUI, 01/07/17
Field Goals.....	7 vs. IUPUI, 01/07/17
Field Goal Attempts.....	10 at UMKC, 11/30/16
3-Point Field Goals.....	3, 2x; MR: at South Dakota State, 12/31/16
3-Point Field Goal Attempts.....	5 at South Dakota State, 12/31/16
Free Throws.....	8 vs. Denver, 01/28/17
Free Throw Attempts.....	9 vs. Western Illinois, 01/25/17
Rebounds.....	10, 3x; MR: at Northern Arizona, 12/14/17
Assists.....	3, 2x; MR: at Iowa, 03/15/17
Blocked Shots.....	4 vs. South Dakota State, 02/11/17
Steals.....	3, 2x; MR: at TCU, 11/15/17
Minutes Played.....	38 vs. IUPUI, 01/07/17

Career Statistics

Year	GP-GS	FG-A	Pct	3FG-A	Pct	FT-FTA	Pct	Reb.	Avg	A	TO	BK	ST	Pts/Avg
Colo St	30-5	40-91	.440	1-9	.111	44-68	.647	66	2.2	25	23	5	6	125/4.2
Colo St	31-1	24-47	.511	1-4	.250	8-16	.500	45	1.5	7	9	5	6	57/1.8
16-17	34-34	81-167	.485	21-44	.477	80-102	.784	174	5.1	33	29	19	28	263/7.7
17-18	14-14	39-59	.661	2-6	.333	24-36	.667	67	4.8	15	16	2	13	104/7.4
Total	109-54	184-364	.505	25-63	.396	156-222	.702	352	3.2	80	77	31	53	549/5.0



#3 Triston Simpson

6-1 • 185 • So. • Lincoln, Neb.
North Star HS

Pts	Reb	Ast	Min.
8.4	2.6	3.9	31.1

2017-18 Game-By-Game Statistics

Opponent	MP	FG-A	3FG-A	FT-A	O-D-T	F	A	TO	B	S	TP
Mayville State	20	3-9	0-2	2-3	2-3-5	2	3	0	0	2	8
at Bowling Green	22	2-7	1-4	2-6	1-6-7	1	7	2	0	0	7
at TCU	33	3-10	0-4	0-0	1-3-4	2	5	3	1	3	6
Grambling State	28	1-4	0-2	7-8	0-2-2	1	3	3	0	1	9
Mount Marty	18	2-4	0-0	1-2	1-1-2	0	5	0	0	0	5
vs. Southern Mississippi	31	1-5	0-2	4-4	0-1-1	2	4	1	0	0	6
vs. Northern Colorado	33	7-13	1-4	3-4	0-3-3	5	4	5	0	1	18
vs. Youngstown State	30	3-5	1-1	2-4	0-4-4	2	2	1	0	1	9
at UMKC	32	2-6	0-1	0-2	1-1-2	4	5	3	0	1	32
at Duke	36	4-7	2-2	0-1	1-0-1	2	4	2	0	1	10
Drake	35	7-8	4-5	0-0	0-2-2	0	3	1	0	1	18
Eastern Washington	38	3-8	0-1	0-0	0-1-1	2	6	1	0	0	6
at Northern Arizona	31	1-3	0-0	2-2	0-2-2	5	3	3	0	2	4
at San Jose State	38	3-6	0-2	1-2	0-1-1	1	3	4	0	1	7
at UCLA											
Northland College											
Denver											
Western Illinois											
North Dakota State											
at Fort Wayne											
Oral Roberts											
at Omaha											
South Dakota State											
at Denver											
at Western Illinois											
at North Dakota State											
Fort Wayne											
Peru State											
at Oral Roberts											
Omaha											
at South Dakota State											

Season Highs

Points.....	18, 2x; MR: vs. Drake, 12/6/17
Field Goals.....	7, 2x; MR: vs. Drake, 12/6/17
Field Goal Attempts.....	13 vs. Northern Colorado, 11/25/17
3-Point Field Goals.....	4 vs. Drake, 12/6/17
3-Point Field Goal Attempts.....	5 vs. Drake, 12/6/17
Free Throws.....	7 vs. Grambling State, 11/18/17
Free Throw Attempts.....	8 vs. Grambling State, 11/18/17
Rebounds.....	9 at Bowling Green, 11/13/17
Assists.....	3 vs. Mayville State 11/11/17
Blocked Shots.....	1 at TCU, 11/15/17
Steals.....	3 at TCU, 11/15/17
Minutes Played.....	38, 2x; MR: at San Jose State, 12/17/17

Career Highs


Points.....	18, 2x; MR: vs. Drake, 12/6/17
Field Goals.....	7, 2x; MR: vs. Drake, 12/6/17
Field Goal Attempts.....	14 vs. Northern Colorado, 11/25/17
3-Point Field Goals.....	4 vs. Drake, 12/6/17
3-Point Field Goal Attempts.....	5 vs. Drake, 12/6/17
Free Throws.....	14 at IUPUI, 02/25/17
Free Throw Attempts.....	14 at IUPUI, 02/25/17
Rebounds.....	6, 3x; MR: vs. South Dakota State, 03/06/17
Assists.....	7 at Fort Wayne, 02/08/17
Blocked Shots.....	1 at TCU, 11/15/17
Steals.....	3, at TCU, 11/15/17
Minutes Played.....	38 vs. Eastern Washington, 12/10/17

Career Statistics

Year	GP-GS	FG-A	Pct	3FG-A	Pct	FT-FTA	Pct	Reb.	Avg	A	TO	BK	ST	Pts/Avg
16-17	34-0	52-131	.397	19-49	.388	59-79	.747	90	2.6	85	36	0	18	182/5.4
17-18	14-14	42-95	.442	9-30	.300	24-38	.632	37	2.6	55	29	1	14	117/8.4
Total	48-14	94-226	.416	28-79	.354	83-117	.709	127	2.6	140	65	1	32	299/6.2



Player Bios



#5 Joshua Doss

6-4 • 200 • Sr. • Chicago, Ill.
Taft HS • Triton College

Pts	Reb	Ast	Min.
2.1	1.2	0.2	5.7

2017-18 Game-By-Game Statistics

Opponent	MP	FG-A	3FG-A	FT-A	O-D-T	F	A	TO	B	S	TP
Mayville State	11	1-1	0-0	1-2	0-1-1	0	0	1	0	1	3
at Bowling Green	DNP										
at TCU	2	0-0	0-0	0-0	1-0-1	0	0	0	0	0	0
Grambling State	5	1-1	0-0	2-2	0-1-1	1	1	0	0	1	1
Mount Marty	17	1-2	0-0	1-1	0-4-4	4	4	4	0	0	4
vs. Southern Mississippi	5	1-1	0-0	0-0	0-0-0	0	0	1	0	1	2
vs. Northern Colorado	DNP										
vs. Youngstown State	6	2-3	0-1	1-1	1-2-3	1	0	1	0	0	5
at UMKC	1	0-0	0-0	0-0	0-0-0	0	0	0	0	0	0
at Duke	2	0-0	0-0	2-2	0-1-1	1	0	0	0	0	2
Drake	2	0-0	0-0	0-0	0-0-0	0	0	0	0	0	0
Eastern Washington	DNP										
at Northern Arizona	DNP										
at San Jose State	DNP										
at UCLA											
Northland College											
Denver											
Western Illinois											
North Dakota State											
at Fort Wayne											
Oral Roberts											
at Omaha											
South Dakota State											
at Denver											
at Western Illinois											
at North Dakota State											
Fort Wayne											
Peru State											
at Oral Roberts											
Omaha											
at South Dakota State											

Season Highs

Points.....	5 vs. Youngstown State, 11/26/17
Field Goals	2 vs. Youngstown State, 11/26/17
Field Goal Attempts	3 vs. Youngstown State, 11/26/17
3-Point Field Goals.....	
3-Point Field Goal Attempts.....	1 vs. Youngstown State, 11/26/17
Free Throws	2, 2x; MR: vs. Duke, 12/02/17
Free Throw Attempts	2, 3x; MR: vs. Duke, 12/02/17
Rebounds	4 vs. Mount Marty, 11/20/17
Assists	1, 2x; MR: vs. Mount Marty 11/20/17
Blocked Shots.....	1 vs. Grambling State, 11/18/17
Steals.....	1, 3x; MR: vs. Southern Miss, 11/24/17
Minutes Played.....	17 vs. Mount Marty 11/20/17

Career Highs

Points.....	10 vs. Presentation, 11/16/16
Field Goals	4 vs. Presentation, 11/16/16
Field Goal Attempts	6 vs. Presentation, 11/16/16
3-Point Field Goals.....	1 vs. Presentation, 11/16/16
3-Point Field Goal Attempts.....	1, 2x; MR: vs. Youngstown State, 11/26/17
Free Throws	2, 2x; MR: vs. Duke, 12/02/17
Free Throw Attempts	2, 5x; MR: vs. Duke, 12/02/17
Rebounds	4 vs. Mount Marty, 11/20/17
Assists	1, 3x; MR: vs. Mount Marty, 11/20/17
Blocked Shots.....	1 vs. Presentation, 11/16/16
Steals.....	1, 3x; MR: vs. Southern Miss, 11/24/17
Minutes Played.....	17 vs. Presentation, 11/16/16

Career Statistics

Year	GP-GS	FG-A	Pct	3FG-A	Pct	FT-FTA	Pct	Reb.	Avg	A	TO	BK	ST	Pts/Avg
SE CC	26-0	27-56	.482	7-22	.318	20-29	.690	32	1.2	9	13	0	3	81/3.1
Triton	34-33	116-249	.466	38-103	.369	87-113	.770	131	3.9	85	40	2	57	357/10.5
16-17	7-0	4-6	.667	1-1	1.000	2-4	.500	6	0.9	1	1	1	0	11/1.6
17-18	9-0	6-8	.750	0-1	.000	7-8	.875	11	1.2	2	4	0	3	19/2.1
Total	76-33	153-319	.479	46-127	.362	116-154	.753	180	2.3	97	58	3	63	468/6.1



#11 Josh Williams

6-1 • 200 • Fr. • Houston, Texas
Tompkins HS

Pts	Reb	Ast	Min.
1.8	0.0	0.4	4.2

2017-18 Game-By-Game Statistics

Opponent	MP	FG-A	3FG-A	FT-A	O-D-T	F	A	TO	B	S	TP
Mayville State	6	1-2	0-1	0-0	0-0-0	0	1	1	0	0	2
at Bowling Green	DNP										
at TCU	DNP										
Grambling State	1	0-0	0-0	0-0	0-0-0	0	0	0	0	0	0
Mount Marty	11	3-3	1-1	0-0	0-0-0	1	1	1	0	0	7
vs. Southern Mississippi	DNP										
vs. Northern Colorado	DNP										
vs. Youngstown State	2	0-0	0-0	0-0	0-0-0	0	0	0	0	0	0
at UMKC	DNP										
at Duke	1	0-0	0-0	0-0	0-0-0	0	0	0	0	0	0
Drake	DNP										
Eastern Washington	DNP										
at Northern Arizona	DNP										
at San Jose State	DNP										
at UCLA											
Northland College											
Denver											
Western Illinois											
North Dakota State											
at Fort Wayne											
Oral Roberts											
at Omaha											
South Dakota State											
at Denver											
at Western Illinois											
at North Dakota State											
Fort Wayne											
Peru State											
at Oral Roberts											
Omaha											
at South Dakota State											

Season Highs


Points.....	7 vs. Mount Marty, 11/20/17
Field Goals	3 vs. Mount Marty, 11/20/17
Field Goal Attempts	3 vs. Mount Marty, 11/20/17
3-Point Field Goals.....	1 vs. Mount Marty, 11/20/17
3-Point Field Goal Attempts.....	1, 2x; MR: vs. Mount Marty, 11/20/17
Free Throws	
Free Throw Attempts	
Rebounds	
Assists	1, 2x; MR: vs. Mount Marty 11/20/17
Blocked Shots.....	
Steals.....	
Minutes Played.....	11 vs. Mount Marty, 11/20/17

Career Highs (same)

Points.....	7 vs. Mount Marty, 11/20/17
Field Goals	3 vs. Mount Marty, 11/20/17
Field Goal Attempts	3 vs. Mount Marty, 11/20/17
3-Point Field Goals.....	1 vs. Mount Marty, 11/20/17
3-Point Field Goal Attempts.....	1, 2x; MR: vs. Mount Marty, 11/20/17
Free Throws	
Free Throw Attempts	
Rebounds	
Assists	1, 2x; MR: vs. Mount Marty 11/20/17
Blocked Shots.....	
Steals.....	
Minutes Played.....	11 vs. Mount Marty, 11/20/17

Career Statistics

Year	GP-GS	FG-A	Pct	3FG-A	Pct	FT-FTA	Pct	Reb.	Avg	A	TO	BK	ST	Pts/Avg
17-18	5-0	4-5	.800	1-2	.500	0-0	.000	0	0.0	2	2	0	0	9/1.8



#12 Trey Burch-Manning

6-6 • 200 • Jr. • Federal Way Wash.
Todd Beamer HS • North Idaho College

Pts	Reb	Ast	Min.
8.8	7.4	1.5	24.0

2017-18 Game-By-Game Statistics

Opponent	MP	FG-A	3FG-A	FT-A	O-D-T	F	A	TO	B	S	TP
Mayville State	17	2-6	0-1	1-1	1-7-8	2	1	2	0	1	5
at Bowling Green	24	2-6	0-1	3-6	0-6-6	4	1	0	0	1	7
at TCU	17	1-3	0-0	0-0	2-2-4	5	3	3	0	1	2
Grambling State	23	3-5	0-0	0-0	3-6-9	2	3	2	0	1	9
Mount Marty	10	3-6	0-1	1-1	1-4-5	1	0	0	0	1	7
vs. Southern Mississippi	36	6-9	0-1	6-7	6-8-14	2	1	3	0	0	18
vs. Northern Colorado	34	1-7	0-0	4-6	2-5-7	2	3	0	2	0	6
vs. Youngstown State	15	3-7	0-0	0-0	2-1-3	4	1	2	0	0	6
at UMKC	30	4-12	0-0	0-0	2-12-14	2	2	2	0	0	8
at Duke	16	1-3	0-0	0-1	1-2-3	4	1	0	0	0	2
Drake	25	7-9	0-0	3-4	2-7-9	2	2	0	0	0	17
Eastern Washington	34	8-12	1-2	2-4	1-7-8	1	1	2	0	1	19
at Northern Arizona	23	3-5	0-0	3-7	4-6-10	2	1	1	0	2	9
at San Jose State	32	3-6	1-1	4-7	1-3-4	4	1	1	0	2	11
at UCLA											
Northland College											
Denver											
Western Illinois											
North Dakota State											
at Fort Wayne											
Oral Roberts											
at Omaha											
South Dakota State											
at Denver											
at Western Illinois											
at North Dakota State											
Fort Wayne											
Peru State											
at Oral Roberts											
Omaha											
at South Dakota State											

Season Highs


Points.....	19 vs. Eastern Washington, 12/10/17
Field Goals.....	8 vs. Eastern Washington, 12/10/17
Field Goal Attempts.....	12, 2x; MR: vs. Eastern Washington, 12/10/17
3-Point Field Goals.....	1, 2x; MR: at San Jose State, 12/17/17
3-Point Field Goal Attempts.....	2 vs. Eastern Washington, 12/10/17
Free Throws.....	6 vs. Southern Miss, 11/24/17
Free Throw Attempts.....	7, 3x; MR: at San Jose State, 12/17/17
Rebounds.....	14, 2x; MR: at UMKC, 11/30/17
Assists.....	3, 3x; MR: vs. Northern Colorado, 11/25/17
Blocked Shots.....	2, vs. Northern Colorado, 11/25/17
Steals.....	2, 2x; MR: at San Jose State, 12/17/17
Minutes Played.....	36 vs. Southern Miss, 11/24/17

Career Highs

Points.....	24 at Drake, 11/11
Field Goals.....	9 at Drake, 11/11
Field Goal Attempts.....	12, 2x; MR: vs. IUPUI, 01/07
3-Point Field Goals.....	2 at Drake, 11/11
3-Point Field Goal Attempts.....	2, 2x; MR: vs. Eastern Washington, 12/10/17
Free Throws.....	8 vs. Bowling Green, 11/13
Free Throw Attempts.....	12 vs. Bowling Green, 11/13
Rebounds.....	14, 3x; MR: at UMKC, 11/30/17
Assists.....	3, 6x; MR: at IUPUI, 02/25
Blocked Shots.....	2, 2x; MR: vs. Northern Colorado 11/25/17
Steals.....	3, 2x; MR: vs. Hofstra, 11/23
Minutes Played.....	36, 2x; MR: vs. Southern Miss, 11/24/17

Career Statistics

Year	GP-GS	FG-A	Pct	3FG-A	Pct	FT-FTA	Pct	Reb.	Avg	A	TO	BK	ST	Pts/Avg
N Idaho	32-0	85-171	.497	5-16	.313	83-124	.669	144	4.5	58	49	3	37	258/8.1
16-17	34-34	113-252	.448	5-14	.357	83-142	.585	226	6.6	42	70	8	26	314/9.2
17-18	14-14	47-96	.490	2-7	.286	27-44	.614	104	7.4	21	18	2	10	123/8.8
Total	80-48	245-519	.472	12-37	.324	193-310	.622	474	5.9	121	137	13	73	695/8.6



#13 Matt Mooney

6-3 • 210 • Jr. • Wauconda, Ill.
Notre Dame College Prep • Air Force

Pts	Reb	Ast	Min.
17.2	3.5	3.3	30.2

2017-18 Game-By-Game Statistics

Opponent	MP	FG-A	3FG-A	FT-A	O-D-T	F	A	TO	B	S	TP
Mayville State	23	6-11	1-5	0-0	0-4-4	1	3	2	0	1	13
at Bowling Green	33	9-21	4-7	4-7	0-5-5	4	7	2	0	0	26
at TCU	37	12-22	4-11	3-4	0-3-3	0	4	6	0	1	31
Grambling State	19	2-6	1-3	0-0	0-2-2	4	1	2	0	4	5
Mount Marty	DNP										
vs. Southern Mississippi	33	4-12	3-6	4-6	0-4-4	4	4	3	0	0	15
vs. Northern Colorado	29	4-21	1-7	3-4	0-4-4	2	1	4	0	1	12
vs. Youngstown State	25	5-9	4-7	0-0	0-3-3	0	5	3	0	1	14
at UMKC	35	10-14	2-4	8-9	0-5-5	3	2	0	0	2	30
at Duke	26	1-5	1-3	0-0	1-1-2	2	5	4	0	3	3
Drake	32	5-12	2-5	2-2	0-1-1	2	6	1	0	1	14
Eastern Washington	32	5-12	1-6	8-8	0-3-3	0	3	2	0	4	19
at Northern Arizona	34	7-15	2-6	8-9	2-3-5	3	2	3	0	4	24
at San Jose State	34	7-16	4-8	0-0	0-4-4	2	1	3	0	1	18
at UCLA											
Northland College											
Denver											
Western Illinois											
North Dakota State											
at Fort Wayne											
Oral Roberts											
at Omaha											
South Dakota State											
at Denver											
at Western Illinois											
at North Dakota State											
Fort Wayne											
Peru State											
at Oral Roberts											
Omaha											
at South Dakota State											

Season Highs

Points.....	31 at TCU, 11/15/17
Field Goals.....	12 at TCU, 11/15/17
Field Goal Attempts.....	22 at TCU, 11/15/17
3-Point Field Goals.....	4, 4x; MR: at San Jose State, 12/17/17
3-Point Field Goal Attempts.....	11 at TCU, 11/15/17
Free Throws.....	8, 3x; MR: at Northern Arizona, 12/14/17
Free Throw Attempts.....	9, 2x; mR: at Northern Arizona, 12/14/17
Rebounds.....	5, 3x; MR: at Northern Arizona, 12/14/17
Assists.....	7 at Bowling Green, 11/13/17
Blocked Shots.....	
Steals.....	4, 3x; MR: at Northern Arizona, 12/14/17
Minutes Played.....	37 at TCU, 11/15/17

Career Highs

Points.....	31 at TCU, 11/15/17
Field Goals.....	12, 2x; MR: at TCU, 11/15/17
Field Goal Attempts.....	24 vs. South Dakota State, 03/06/17
3-Point Field Goals.....	5, 2x; MR: at Iowa, 03/15/17
3-Point Field Goal Attempts.....	14 at South Dakota State, 12/31/17
Free Throws.....	10 vs. Fort Wayne, 01/14/17
Free Throw Attempts.....	15 vs. Fort Wayne, 01/14/17
Rebounds.....	8 at IUPUI, 02/25/17
Assists.....	7 at Bowling Green, 11/13/17
Blocked Shots.....	1, 5x; MR: vs. South Dakota State, 03/06/17
Steals.....	6 vs. Omaha, 12/29/16
Minutes Played.....	40 vs. Western Illinois, 03/04/17

Career Statistics

Year	GP-GS	FG-A	Pct	3FG-A	Pct	FT-FTA	Pct	Reb.	Avg	A	TO	BK	ST	Pts/Avg
Air Force	29-8	74-165	.448	29-75	.387	22-28	.786	56	1.9	52	32	4	24	199/6.9
16-17	34-34	222-483	.460	76-207	.367	114-159	.717	152	4.5	71	87	5	75	634/18.6
17-18	13-13	77-176	.438	30-78	.385	40-49	.816	45	3.5	44	35	0	23	224/17.2
Total	76-55	373-824	.452	135-360	.375	176-236	.745	253	3.3	167	154	9	122	1,057/13.9



Player Bios



#20 Brandon Armstrong

6-5 • 205 • So. • San Antonio, Texas
Holy Cross HS

Pts	Reb	Ast	Min.
4.0	1.7	0.5	11.5

2017-18 Game-By-Game Statistics

Opponent	MP	FG-A	3FG-A	FT-A	O-D-T	F	A	TO	B	S	TP
Mayville State	13	4-6	2-3	0-0	0-3-3	0	0	0	0	2	10
at Bowling Green	7	0-0	0-0	0-0	0-0-0	0	0	0	0	1	0
at TCU	4	1-1	1-1	0-0	0-1-1	0	0	0	0	0	3
Grambling State	18	1-3	1-2	0-2	0-2-2	1	1	1	0	0	3
Mount Marty	16	2-5	1-3	0-0	0-5-5	0	2	0	1	0	5
vs. Southern Mississippi	8	1-2	0-1	0-0	0-0-0	1	1	0	0	0	2
vs. Northern Colorado	2-3	0-1	0-0	0-0	0-0-0	0	0	0	0	0	4
vs. Youngstown State	19	6-9	2-4	2-2	0-2-2	2	1	1	0	1	16
at UMKC	19	0-5	0-2	2-2	0-3-3	0	0	1	0	0	2
at Duke	12	2-6	2-3	0-0	0-1-1	1	1	0	0	0	6
Drake	15	1-2	0-1	0-0	1-3-4	1	1	0	0	0	2
Eastern Washington	4	0-0	0-0	0-0	0-0-0	0	0	0	0	0	0
at Northern Arizona	13	1-4	1-3	0-0	0-2-2	2	1	2	0	0	3
at San Jose State	6	0-3	0-2	0-0	0-1-1	0	0	1	0	0	0
at UCLA											
Northland College											
Denver											
Western Illinois											
North Dakota State											
at Fort Wayne											
Oral Roberts											
at Omaha											
South Dakota State											
at Denver											
at Western Illinois											
at North Dakota State											
Fort Wayne											
Peru State											
at Oral Roberts											
Omaha											
at South Dakota State											

Season Highs

Points.....	16 vs. Youngstown State, 11/26/17
Field Goals.....	6 vs. Youngstown State, 11/26/17
Field Goal Attempts.....	9 vs. Youngstown State, 11/26/17
3-Point Field Goals.....	2, 3x; MR: vs. Duke, 12/02/17
3-Point Field Goal Attempts.....	4 vs. Youngstown State, 11/26/17
Free Throws.....	2, 2x; mR: vs. UMKC, 11/30/17
Free Throw Attempts.....	2, 3x; MR: vs. UMKC, 11/30/17
Rebounds.....	5 vs. Mount Marty, 11/20/17
Assists.....	2 vs. Mount Marty, 11/20/17
Blocked Shots.....	1 vs. Mount Marty, 11/20/17
Steals.....	2 vs. Mayville State, 11/11/17
Minutes Played.....	19, 2x; MR: at UMKC, 11/30/17

Career Highs

Points.....	16 vs. Youngstown State, 11/26/17
Field Goals.....	6 vs. Youngstown State, 11/26/17
Field Goal Attempts.....	9, 2x; MR: vs. Youngstown State, 11/26/17
3-Point Field Goals.....	2, 7x; MR: vs. Youngstown State, 11/26/17
3-Point Field Goal Attempts.....	6 vs. Presentation, 11/16/16
Free Throws.....	2, 7x; MR: vs. Youngstown State, 11/26/17
Free Throw Attempts.....	4, at Portland, 12/16/16
Rebounds.....	5 vs. Mount Marty, 11/20/17
Assists.....	3 at Portland, 12/16/16
Blocked Shots.....	1 vs. Mount Marty, 11/20/17
Steals.....	1, 5x; MR: at Omaha, 02/01/17
Minutes Played.....	22 vs. Presentation, 11/16/16

Career Statistics

Year	GP-GS	FG-A	Pct	3FG-A	Pct	FT-FTA	Pct	Reb.	Avg	A	TO	BK	ST	Pts/Avg
16-17	33-0	26-105	.248	14-56	.250	11-15	.733	30	0.9	7	3	0	5	77/2.3
17-18	14-0	21-49	.429	10-26	.385	4-6	.667	24	1.7	7	4	1	4	56/4.0
Total	47-0	47-154	.305	24-82	.293	15-21	.714	54	1.1	14	7	1	9	133/2.8



#22 Tyler Peterson

6-4 • 210 • So. • Lino Lakes, Minn.
Centennial HS

Pts	Reb	Ast	Min.
6.0	1.9	1.7	18.6

2017-18 Game-By-Game Statistics

Opponent	MP	FG-A	3FG-A	FT-A	O-D-T	F	A	TO	B	S	TP
Mayville State	18	4-7	2-3	1-2	0-1-1	2	1	1	0	2	11
at Bowling Green	15	1-2	1-2	2-2	0-2-2	4	0	1	0	0	5
at TCU	12	0-1	0-1	0-0	0-1-1	1	2	0	0	0	0
Grambling State	26	2-9	0-3	6-6	0-4-4	3	3	1	3	10	
Mount Marty	23	4-7	1-2	0-0	0-4-4	0	1	0	0	2	9
vs. Southern Mississippi	26	3-5	1-3	2-4	0-4-4	2	3	3	0	2	9
vs. Northern Colorado	18	1-4	0-1	0-0	0-0-0	1	0	2	0	1	2
vs. Youngstown State	19	4-4	2-2	0-0	1-3-4	2	3	6	0	0	10
at UMKC	9	2-5	0-2	0-1	0-0-0	3	1	0	0	0	4
at Duke	23	4-9	1-3	0-2	2-1-3	5	3	1	0	0	9
Drake	27	4-8	1-3	0-0	0-0-0	3	6	1	0	2	9
Eastern Washington	22	2-6	0-1	0-0	0-1-1	1	1	1	0	0	4
at Northern Arizona	9	0-3	0-1	2-2	0-2-2	2	1	2	0	0	2
at San Jose State	14	0-1	0-0	0-0	0-0-0	2	0	2	0	2	0
at UCLA											
Northland College											
Denver											
Western Illinois											
North Dakota State											
at Fort Wayne											
Oral Roberts											
at Omaha											
South Dakota State											
at Denver											
at Western Illinois											
at North Dakota State											
Fort Wayne											
Peru State											
at Oral Roberts											
Omaha											
at South Dakota State											

Season Highs

Points.....	11 vs. Mayville State, 11/11/17
Field Goals.....	4, 5x; MR: vs. Drake, 12/6/17
Field Goal Attempts.....	9, 2x; MR: vs. Duke, 12/02/17
3-Point Field Goals.....	2, 2x; MR: vs. Youngstown State, 11/26/17
3-Point Field Goal Attempts.....	3, 5x; MR: vs. Drake, 12/6/17
Free Throws.....	6 vs. Grambling State, 11/18/17
Free Throw Attempts.....	6 vs. Grambling State, 11/18/17
Rebounds.....	4, 4x; MR: vs. Youngstown State, 11/26/17
Assists.....	6 vs. Drake, 12/6/17
Blocked Shots.....	1 vs. Grambling State, 11/18/17
Steals.....	3 vs. Grambling State, 11/18/17
Minutes Played.....	27 vs. Drake, 12/6/17

Career Highs

Points.....	15 vs. Montana St, 12/07/16
Field Goals.....	5, 2x; MR: vs. Oral Roberts, 02/18/17
Field Goal Attempts.....	9, 2x; MR: vs. Duke, 12/02/17
3-Point Field Goals.....	3, 2x; MR: at Denver, 01/04/17
3-Point Field Goal Attempts.....	9 vs. Grambling St., 11/18/17
Free Throws.....	6 vs. Grambling St., 11/18/17
Free Throw Attempts.....	6, 2x; MR: vs. Grambling St., 11/18/17
Rebounds.....	10 vs. Doane, 11/17/16
Assists.....	6 vs. Drake, 12/6/17
Blocked Shots.....	2 vs. Doane, 11/17/16
Steals.....	3, 2x; MR: vs. Grambling State 11/18/17
Minutes Played.....	27 vs. Drake, 12/6/17

Career Statistics

Year	GP-GS	FG-A	Pct	3FG-A	Pct	FT-FTA	Pct	Reb.	Avg	A	TO	BK	ST	Pts/Avg
16-17	34-0	66-155	.426	20-74	.270	42-64	.656	102	3.0	35	35	8	22	194/5.7
17-18	14-1	31-71	.437	9-27	.333	13-19	.684	26	1.9	25	23	1	14	84/6.0
Total	48-1	97-226	.429	29-101	.287	55-83	.663	128	2.7	60	58	9	36	278/5.8



#23 Walter Prevost

6-8 • 215 • Fr. • Houston, Texas
Nimitz HS

Pts	Reb	Ast	Min.
--	--	--	--

2017-18 Game-By-Game Statistics

Opponent	MP	FG-A	3FG-A	FT-A	O-D-T	F	A	TO	B	S	TP
Mayville State	DNP										
at Bowling Green	DNP										
at TCU	DNP										
Grambling State	DNP										
Mount Marty	DNP										
vs. Southern Mississippi	DNP										
vs. Northern Colorado	DNP										
vs. Youngstown State	DNP										
at UMKC	DNP										
at Duke	DNP										
Drake	DNP										
Eastern Washington	DNP										
at Northern Arizona	DNP										
at San Jose State											
at UCLA											
Northland College											
Denver											
Western Illinois											
North Dakota State											
at Fort Wayne											
Oral Roberts											
at Omaha											
South Dakota State											
at Denver											
at Western Illinois											
at North Dakota State											
Fort Wayne											
Peru State											
at Oral Roberts											
Omaha											
at South Dakota State											

Season Highs

Points.....
Field Goals.....
Field Goal Attempts.....
3-Point Field Goals.....
3-Point Field Goal Attempts.....
Free Throws.....
Free Throw Attempts.....
Rebounds.....
Assists.....
Blocked Shots.....
Steals.....
Minutes Played.....

Career Highs (same)

Points.....
Field Goals.....
Field Goal Attempts.....
3-Point Field Goals.....
3-Point Field Goal Attempts.....
Free Throws.....
Free Throw Attempts.....
Rebounds.....
Assists.....
Blocked Shots.....
Steals.....
Minutes Played.....

Career Statistics

Year	GP-GS	FG-A	Pct	3FG-A	Pct	FT-FTA	Pct	Reb.	Avg	A	TO	BK	ST	Pts/Avg
17-18														



#24 Brady Delimont

6-4 • 185 • R-Fr. • Ainsworth, Neb.
Ainsworth HS

Pts	Reb	Ast	Min.
--	--	--	--

2017-18 Game-By-Game Statistics

Opponent	MP	FG-A	3FG-A	FT-A	O-D-T	F	A	TO	B	S	TP
Mayville State	DNP - Injured										
at Bowling Green	DNP - Injured										
at TCU	DNP - Injured										
Grambling State	DNP-Injured										
Mount Marty	DNP-Injured										
vs. Southern Mississippi	DNP-Injured										
vs. Northern Colorado	DNP-Injured										
vs. Youngstown State	DNP-Injured										
at UMKC	DNP-Injured										
at Duke	DNP-Injured										
Drake	DNP-Injured										
Eastern Washington	DNP-Injured										
at Northern Arizona	DNP-Injured										
at San Jose State											
at UCLA											
Northland College											
Denver											
Western Illinois											
North Dakota State											
at Fort Wayne											
Oral Roberts											
at Omaha											
South Dakota State											
at Denver											
at Western Illinois											
at North Dakota State											
Fort Wayne											
Peru State											
at Oral Roberts											
Omaha											
at South Dakota State											

Season Highs

Points.....
Field Goals.....
Field Goal Attempts.....
3-Point Field Goals.....
3-Point Field Goal Attempts.....
Free Throws.....
Free Throw Attempts.....
Rebounds.....
Assists.....
Blocked Shots.....
Steals.....
Minutes Played.....

Career Highs (same)


Points.....
Field Goals.....
Field Goal Attempts.....
3-Point Field Goals.....
3-Point Field Goal Attempts.....
Free Throws.....
Free Throw Attempts.....
Rebounds.....
Assists.....
Blocked Shots.....
Steals.....
Minutes Played.....

Career Statistics

Year	GP-GS	FG-A	Pct	3FG-A	Pct	FT-FTA	Pct	Reb.	Avg	A	TO	BK	ST	Pts/Avg
17-18														



Player Bios



#25 Tyler Hagedorn

6-10 • 225 • Jr. • Norfolk, Neb.
Norfolk HS

Pts	Reb	Ast	Min.
14.6	5.2	1.1	24.6

2017-18 Game-By-Game Statistics

Opponent	MP	FG-A	3FG-A	FT-A	O-D-T	F	A	TO	B	S	TP
Mayville State	20	3-7	2-5	3-4	1-4-5	1	0	2	4	0	11
at Bowling Green	21	5-10	2-5	3-3	0-4-4	4	2	2	1	2	15
at TCU	33	8-18	3-6	3-4	1-4-5	3	1	0	3	0	22
Grambling State	19	5-7	1-1	4-4	0-2-2	4	0	2	3	0	15
Mount Marty	13	8-11	0-1	0-0	1-2-3	0	2	1	0	2	16
vs. Southern Mississippi	23	4-5	1-2	7-8	1-6-7	3	2	2	0	0	16
vs. Northern Colorado	33	3-12	2-4	6-8	5-8-13	2	0	2	1	0	14
vs. Youngstown State	24	3-9	0-2	0-1	2-3-5	1	2	0	0	1	6
at UMKC	15	0-4	0-2	4-4	2-0-2	3	1	0	0	0	4
at Duke	30	5-15	2-4	4-4	1-6-7	4	1	0	0	0	16
Drake	30	6-15	2-6	2-2	1-4-5	1	0	1	1	1	16
Eastern Washington	22	3-3	0-0	0-0	1-2-3	4	4	0	0	1	6
at Northern Arizona	30	6-13	0-3	8-10	2-4-6	4	1	3	0	1	20
at San Jose State	31	8-16	6-8	5-6	1-5-6	1	0	2	1	1	27
at UCLA											
Northland College											
Denver											
Western Illinois											
North Dakota State											
at Fort Wayne											
Oral Roberts											
at Omaha											
South Dakota State											
at Denver											
at Western Illinois											
at North Dakota State											
Fort Wayne											
Peru State											
at Oral Roberts											
Omaha											
at South Dakota State											

Season Highs

Points.....	27 at San Jose State, 12/17/17
Field Goals.....	8, 3x; MR: at San Jose State, 12/17/17
Field Goal Attempts.....	18 at TCU, 11/15/17
3-Point Field Goals.....	6 at San Jose State, 12/17/17
3-Point Field Goal Attempts.....	8 at San Jose State, 12/17/17
Free Throws.....	8 at Northern Arizona, 12/14/17
Free Throw Attempts.....	10 at Northern Arizona, 12/14/17
Rebounds.....	13 vs. Northern Colorado, 11/25/17
Assists.....	4 vs. Eastern Washington, 12/10/17
Blocked Shots.....	4 vs. Mayville State, 11/11/17
Steals.....	2 at Bowling Green, 11/13/17
Minutes Played.....	33 at TCU, 11/15/17

Career Highs

Points.....	27 at San Jose State, 12/17/17
Field Goals.....	8, 3x; MR: at San Jose State, 12/17/17
Field Goal Attempts.....	18 at TCU, 11/15/17
3-Point Field Goals.....	6 at San Jose State, 12/17/17
3-Point Field Goal Attempts.....	8 at San Jose State, 12/17/17
Free Throws.....	8 at Northern Arizona, 12/14/17
Free Throw Attempts.....	10, 2x; MR: at Northern Arizona, 12/14/17
Rebounds.....	13 vs. Northern Colorado, 11/25/17
Assists.....	4 vs. Eastern Washington, 12/10/17
Blocked Shots.....	4, 2x; MR: vs. Mayville State, 11/11/17
Steals.....	3 vs. IUPUI, 01/16/16
Minutes Played.....	30 at Milwaukee, 12/17/15

Career Statistics

Year	GP-GS	FG-A	Pct	3FG-A	Pct	FT-FTA	Pct	Reb.	Avg	A	TO	BK	ST	Pts/Avg
15-16	31-1	30-97	.309	17-60	.283	16-23	.696	64	2.1	29	23	11	10	93/3.0
16-17	21-0	34-80	.425	17-41	.415	25-33	.758	56	2.7	8	9	14	7	110/5.2
17-18	14-14	67-145	.462	21-49	.429	49-58	.845	73	5.2	16	17	14	9	204/14.6
Total	66-15	131-322	.407	55-150	.367	90-114	.789	193	2.9	53	49	39	26	407/6.2



#31 Dan Jech

6-9 • 220 • Jr. • Rochester, Minn.
Mayo HS

Pts	Reb	Ast	Min.
3.3	2.0	0.2	7.3

2017-18 Game-By-Game Statistics

Opponent	MP	FG-A	3FG-A	FT-A	O-D-T	F	A	TO	B	S	TP
Mayville State	13	3-5	0-0	2-2	2-2-4	0	0	0	1	0	8
at Bowling Green	9	2-3	0-0	2-2	0-2-2	3	0	1	0	0	6
at TCU	6	0-1	0-1	0-0	0-0-0	1	0	1	0	0	0
Grambling State	13	2-2	0-0	4-4	1-2-3	2	2	0	2	0	8
Mount Marty	10	2-4	0-1	1-1	1-1-2	2	0	2	0	1	5
vs. Southern Mississippi	12	4-5	0-0	0-0	2-5-7	1	0	1	0	0	8
vs. Northern Colorado	4	0-0	0-0	0-0	0-0-0	0	0	0	0	0	0
vs. Youngstown State	8	1-1	0-0	0-0	0-2-2	3	0	0	0	0	2
at UMKC	4	1-1	0-0	2-2	1-1-2	1	1	0	0	0	4
at Duke	3	0-1	0-0	0-0	0-0-0	0	0	0	0	0	0
Drake	DNP										
Eastern Washington	1	0-0	0-0	0-0	0-0-0	2	0	0	0	0	0
at Northern Arizona	10	1-2	0-0	0-2	1-0-1	1	0	0	0	0	2
at San Jose State	2	0-0	0-0	0-0	0-0-0	1	0	0	0	0	0
at UCLA											
Northland College											
Denver											
Western Illinois											
North Dakota State											
at Fort Wayne											
Oral Roberts											
at Omaha											
South Dakota State											
at Denver											
at Western Illinois											
at North Dakota State											
Fort Wayne											
Peru State											
at Oral Roberts											
Omaha											
at South Dakota State											

Season Highs


Points.....	8, 3x, vs. Southern Miss, 11/24/17
Field Goals.....	4 vs. Southern Miss, 11/24/17
Field Goal Attempts.....	5, 2x; MR: vs. Southern Miss, 11/24/17
3-Point Field Goals.....	
3-Point Field Goal Attempts.....	1, 2x; MR: vs. Mount Marty, 11/20/17
Free Throws.....	4 vs. Grambling State, 11/18/17
Free Throw Attempts.....	4 vs. Grambling State, 11/18/17
Rebounds.....	7 vs. Southern Miss, 11/24/17
Assists.....	2 vs. Grambling State, 11/18/17
Blocked Shots.....	2 vs. Grambling State, 11/18/17
Steals.....	1, vs. Mount Marty, 11/20/17
Minutes Played.....	13, 2x; MR: vs. Grambling State, 11/18/17

Career Highs

Points.....	22 at Sacramento State (11/28/15)
Field Goals.....	9 at Sacramento State (11/28/15)
Field Goal Attempts.....	10, 3x; MR: vs. Doane (11/17/16)
3-Point Field Goals.....	4 at Sacramento State (11/28/15)
3-Point Field Goal Attempts.....	4 at Sacramento State (11/28/15)
Free Throws.....	4, 4x; MR: vs. Grambling St., 11/18/17
Free Throw Attempts.....	5, 3x; MR: vs. Kansas City (12/08/15)
Rebounds.....	12 vs. Doane (11/17/16)
Assists.....	2, 3x; MR: vs. Grambling St., 11/18/17
Blocked Shots.....	3 vs. Presentation (11/16/16)
Steals.....	1, 8x; MR: at Denver (01/04/17)
Minutes Played.....	24, 2x; MR: vs. Eastern Washington (11/29/15)

Career Statistics

Year	GP-GS	FG-A	Pct	3FG-A	Pct	FT-FTA	Pct	Reb.	Avg	A	TO	BK	ST	Pts/Avg
15-16	31-0	81-156	.519	12-38	.316	36-58	.621	77	2.5	6	33	12	3	210/6.8
16-17	20-2	19-50	.380	1-12	.083	10-19	.526	45	2.3	3	11	13	4	49/2.5
17-18	13-0	16-25	.640	0-2	.000	11-13	.846	26	2.0	3	5	3	1	43/3.3
Total	64-2	116-231	.502	13-52	.250	57-90	.633	148	2.3	12	49	28	8	302/4.7



#33 Logan Power

6-4 • 220 • Sr. • Lincoln, Neb.
Lincoln Christian HS

Pts	Reb	Ast	Min.
4.2	2.0	0.8	6.2

2017-18 Game-By-Game Statistics

Opponent	MP	FG-A	3FG-A	FT-A	O-D-T	F	A	TO	B	S	TP
Mayville State	9	2-5	1-3	0-0	2-3-5	1	2	0	0	0	5
at Bowling Green	DNP										
at TCU	DNP										
Grambling State	5	1-2	1-1	0-0	0-1-1	0	0	0	0	0	3
Mount Marty	14	5-6	1-2	0-2	2-3-5	0	2	1	0	1	11
vs. Southern Mississippi	DNP										
vs. Northern Colorado	DNP										
vs. Youngstown State	5	1-1	1-1	0-0	0-1-1	0	0	1	0	1	3
at UMKC	1	0-0	0-0	0-0	0-0-0	0	0	0	0	0	0
at Duke	3	1-2	1-2	0-0	0-0-0	0	1	0	0	0	3
Drake	DNP-Injured										
Eastern Washington	DNP-Injured										
at Northern Arizona	DNP										
at San Jose State	DNP										
at UCLA											
Northland College											
Denver											
Western Illinois											
North Dakota State											
at Fort Wayne											
Oral Roberts											
at Omaha											
South Dakota State											
at Denver											
at Western Illinois											
at North Dakota State											
Fort Wayne											
Peru State											
at Oral Roberts											
Omaha											
at South Dakota State											

Season Highs


Points.....	11 vs. Mount Marty, 11/20/17
Field Goals.....	5 vs. Mount Marty, 11/20/17
Field Goal Attempts.....	6 vs. Mount Marty, 11/20/17
3-Point Field Goals.....	1, 5x; MR: vs. Duke, 12/02/17
3-Point Field Goal Attempts.....	3 vs. Mayville State, 11/11/17
Free Throws.....	
Free Throw Attempts.....	2 vs. Mount Marty, 11/20/17
Rebounds.....	5, 2x; MR: vs. Mount Marty, 11/20/17
Assists.....	2, 2x; MR: vs. Mount Marty 11/20/17
Blocked Shots.....	
Steals.....	1, 2x; MR: vs. Youngstown State, 11/26/17
Minutes Played.....	14 vs. Mount Marty, 11/20/17

Career Highs

Points.....	11 vs. Mount Marty, 11/20/17
Field Goals.....	5 vs. Mount Marty, 11/20/17
Field Goal Attempts.....	6, 2x; MR: vs. Mount Marty, 11/20/17
3-Point Field Goals.....	2 vs. Presentation 11/16/16
3-Point Field Goal Attempts.....	3, 4x; MR: vs. Mount Marty, 11/20/17
Free Throws.....	4 vs. Doane 11/17/16
Free Throw Attempts.....	4, 2x; MR: vs. Doane 11/17/16
Rebounds.....	11 vs. Presentation 11/16/16
Assists.....	2 at Western Illinois 02/27/16
Blocked Shots.....	1 vs. Fort Wayne 03/05/16
Steals.....	1, 3x; MR: vs. Youngstown State, 11/26/17
Minutes Played.....	18 vs. Presentation 11/16/16

Career Statistics

Year	GP-GS	FG-A	Pct	3FG-A	Pct	FT-FTA	Pct	Reb.	Avg	A	TO	BK	ST	Pts/Avg
15-16	14-0	11-26	.423	6-17	.353	6-9	.667	12	0.9	3	3	1	0	34/2.4
16-17	19-0	8-18	.444	4-9	.444	5-8	.625	20	1.1	8	4	0	1	25/1.3
17-18	6-0	10-16	.625	5-9	.556	0-2	.000	12	2.0	5	2	0	2	25/4.2
Total	39-0	29-60	.483	15-35	.429	11-19	.579	44	1.1	16	9	1	3	84/2.2



#34 Nick Fuller

6-7 • 215 • Sr. • Sun Prairie, Wis.
Sun Prairie HS • Nebraska

Pts	Reb	Ast	Min.
7.9	3.4	0.5	14.9

2017-18 Game-By-Game Statistics

Opponent	MP	FG-A	3FG-A	FT-A	O-D-T	F	A	TO	B	S	TP
Mayville State	15	1-3	0-0	0-0	0-3-3	1	0	0	1	0	2
at Bowling Green	19	3-5	0-1	2-5	0-5-5	1	3	1	2	2	8
at TCU	18	1-2	0-0	0-0	0-2-2	2	1	0	0	0	2
Grambling State	15	4-4	0-0	1-1	1-1-2	3	1	1	1	0	9
Mount Marty	14	4-8	0-1	0-0	2-2-4	0	0	1	1	0	8
vs. Southern Mississippi	4	1-2	1-1	0-0	0-0-0	1	0	0	0	0	3
vs. Northern Colorado	8	1-1	0-0	2-2	0-1-1	4	0	1	0	0	4
vs. Youngstown State	15	2-4	0-1	0-1	2-1-3	3	0	1	0	1	4
at UMKC	24	6-9	2-3	1-1	4-4-8	3	1	2	0	0	15
at Duke	15	7-11	1-3	1-1	0-1-1	2	2	1	0	2	16
Drake	11	3-5	2-2	1-1	0-1-1	0	0	0	0	0	9
Eastern Washington	19	3-5	0-1	5-7	1-4-5	2	0	2	0	0	11
at Northern Arizona	20	6-11	0-2	5-5	2-5-7	3	0	2	0	0	17
at San Jose State	12	0-1	0-0	2-2	3-2-5	4	0	2	0	0	2
at UCLA											
Northland College											
Denver											
Western Illinois											
North Dakota State											
at Fort Wayne											
Oral Roberts											
at Omaha											
South Dakota State											
at Denver											
at Western Illinois											
at North Dakota State											
Fort Wayne											
Peru State											
at Oral Roberts											
Omaha											
at South Dakota State											

Season Highs


Points.....	17 at Northern Arizona, 12/14/17
Field Goals.....	7 vs. Duke, 12/02/17
Field Goal Attempts.....	11, 2x; MR: at Northern Arizona, 12/14/17
3-Point Field Goals.....	2, 2x; MR: vs. Drake, 12/6/17
3-Point Field Goal Attempts.....	3, 2x; MR: vs. Duke, 12/02/17
Free Throws.....	5, 2x; MR: at Northern Arizona, 12/14/17
Free Throw Attempts.....	7 vs. Eastern Washington, 12/10/17
Rebounds.....	8 at UMKC, 11/30/17
Assists.....	3 at Bowling Green, 11/13/17
Blocked Shots.....	2 at Bowling Green, 11/13/17
Steals.....	2, 2x; MR: vs. Duke, 12/02/17
Minutes Played.....	24 at UMKC, 11/30/17

Career Highs

Points.....	17 at Northern Arizona, 12/14/17
Field Goals.....	7 vs. Duke, 12/02/17
Field Goal Attempts.....	11, 2x; MR: at Northern Arizona, 12/14/17
3-Point Field Goals.....	2, 2x; MR: vs. Drake, 12/6/17
3-Point Field Goal Attempts.....	3, 2x; MR: vs. Duke, 12/02/17
Free Throws.....	5, 2x; MR: at Northern Arizona, 12/14/17
Free Throw Attempts.....	7 vs. Eastern Washington, 12/10/17
Rebounds.....	8 at UMKC, 11/30/17
Assists.....	3 at Bowling Green, 11/13/17
Blocked Shots.....	2 at Bowling Green, 11/13/17
Steals.....	2, 2x; MR: vs. Duke, 12/02/17
Minutes Played.....	24 at UMKC, 11/30/17

Career Statistics

Year	GP-GS	FG-A	Pct	3FG-A	Pct	FT-FTA	Pct	Reb.	Avg	A	TO	BK	ST	Pts/Avg
Nebraska 55-1	33-63	.524	3-10	.300	26-42	.619	71	1.3	13	18	5	13	95/1.7	
17-18	14-0	42-71	.592	6-15	.400	20-26	.769	47	3.4	8	14	5	5	110/7.9
Total	69-1	75-134	.559	9-25	.360	46-68	.676	118	1.7	21	32	10	18	205/2.9



#45 Austin Sparks

6-8 • 225 • Sr. • Denver, Colo.
Fairview HS

Pts	Reb	Ast	Min.
1.9	0.7	0.0	5.1

2017-18 Game-By-Game Statistics

Opponent	MP	FG-A	3FG-A	FT-A	O-D-T	F	A	TO	B	S	TP
Mayville State	7	0-0	0-0	0-1	1-1-2	2	0	1	1	0	0
at Bowling Green	6	0-0	0-0	0-0	0-0-0	1	0	0	0	0	0
at TCU	1	0-0	0-0	0-0	0-0-0	0	0	0	0	0	0
Grambling State	2	0-0	0-0	0-0	0-0-0	1	0	0	0	0	0
Mount Marty	13	3-4	0-0	1-2	2-1-3	2	0	1	0	0	7
vs. Southern Mississippi	DNP										
vs. Northern Colorado	3	0-1	0-0	0-0	0-1-1	0	0	0	0	0	0
vs. Youngstown State	4	0-1	0-0	0-1	0-0-0	0	0	0	0	0	0
at UMKC	DNP										
at Duke	11	3-4	0-0	2-2	1-0-1	3	0	2	0	0	8
Drake	2	1-2	0-0	0-0	0-0-0	0	0	0	0	0	2
Eastern Washington	4	1-1	0-0	2-2	1-0-1	1	0	0	0	0	4
at Northern Arizona	DNP										
at San Jose State	3	0-0	0-0	0-0	0-0-0	0	0	0	0	0	0
at UCLA											
Northland College											
Denver											
Western Illinois											
North Dakota State											
at Fort Wayne											
Oral Roberts											
at Omaha											
South Dakota State											
at Denver											
at Western Illinois											
at North Dakota State											
Fort Wayne											
Peru State											
at Oral Roberts											
Omaha											
at South Dakota State											

Season Highs

Points.....	8 vs. Duke, 12/02/17
Field Goals	3, 2x; MR: vs. Duke, 12/02/17
Field Goal Attempts	4, 2x; MR: vs. Duke, 12/02/17
3-Point Field Goals	
3-Point Field Goal Attempts.....	
Free Throws	2, 2x; MR: vs. Eastern Washington, 12/10/17
Free Throw Attempts	2, 3x; MR: vs. Eastern Washington, 12/10/17
Rebounds	3 vs. Mount Marty 11/20/17
Assists	
Blocked Shots.....	1 vs. Mayville State, 11/11/17
Steals.....	
Minutes Played.....	13 vs. Mount Marty, 11/20/17

Career Highs

Points.....	10 vs. Presentation (11/16/16)
Field Goals	5 vs. Presentation (11/16/16)
Field Goal Attempts	8 vs. Presentation (11/16/16)
3-Point Field Goals	
3-Point Field Goal Attempts.....	
Free Throws	2, 8x; MR: at Denver (01/04/17)
Free Throw Attempts	4 vs. South Dakota State (01/23/16)
Rebounds	6, 3x; MR: vs. Presentation (11/16/16)
Assists	2, 2x; MR: at Oral Roberts (01/18/17)
Blocked Shots.....	2, 3x; MR: at Montana St (12/18/16)
Steals.....	1, 6x; MR: at Oral Roberts (01/18/17)
Minutes Played.....	30 at Stanford (11/16/14)

Career Statistics

Year	GP-GS	FG-A	Pct	3FG-A	Pct	FT-FTA	Pct	Reb.	Avg	A	TO	BK	ST	Pts/Avg
14-15	19-1	17-23	.739	0-0	.000	9-13	.692	24	1.3	7	15	6	1	43/2.3
15-16	20-0	14-24	.583	0-0	.000	8-14	.571	32	1.6	2	8	3	0	36/1.8
16-17	24-7	20-31	.645	0-0	.000	7-11	.636	35	1.5	6	17	4	5	47/2.0
17-18	11-0	8-13	.615	0-0	.000	5-8	.625	8	0.7	0	4	1	0	21/1.9
Total	74-8	59-91	.648	0-0	.000	29-46	.630	99	1.3	15	44	14	6	147/2.0



Individual Records

Scoring

Points, Game: 49 - Jack Theeler vs. Northern Iowa, 2-4-67
Points, Season: 787 - Tim Hatchett, 32 games, 1989-90
Points, Career: 2,280 - Tim Hatchett, 120 games, 1986-90
Average, Season: 26.4 - Jack Theeler, 23 games, 1966-67
Average, Career: 21.9 - Tommie King, 2002-04

Rebounds

Rebounds, Game: 36 - Chuck Iverson vs. Kearney (Neb.) State, 11-27-72
Rebounds, Season: 448 - Chuck Iverson, 26 games, 1972-73
Rebounds, Career: 1,241 - Chuck Iverson, 104 games, 1969-73
Average, Season: 17.2 - Chuck Iverson, 26 games, 1972-73
Average, Career: 11.9 - Chuck Iverson, 104 games, 1969-73

Assists

Game: 21 - Brian McDermott vs. Mankato State, 1976-77
Freshman, Game: 16 - Josh Mueller vs. No. Colo, 2001-02
Season: 246 - Josh Mueller, 2003-04
Freshman, Season: 180 - Josh Mueller, 2001-02
Career: 801 - Josh Mueller, 2001-05

Blocked Shots

Game: 10 - Tyler Cain vs. Hastings College, 2007-08
Season: 118 - Tyler Cain, 2007-08
Career: 361 - Tyler Cain (2006-10)

Free Throws

Made, Game: 22 - Jim Truelson (26 attempts) vs. Creighton, 1956-57;
22 - Jack Theeler (23 attempts) vs. South Dakota State, 1966-67
Made, Season: 179 - John Hemenway (201 attempts), 27 games, 1995-96
Made, Career: 502 - Tim Hatchett (728 attempts), 120 games, 1986-90
Consecutive Made, Game: 14, four times - Roger Schaffer (14 att.) vs. North Dakota State, 1964-65; Charlie Westbrook (14 att.) vs. Fort Wayne, 2/23/12; Juevol Myles (16 att.) vs. Morehead State, 2012-13; & Triston Simpson (14 att.) at IUPUI, 2/25/17
Consecutive Made, Season: 42 - Jay Peterson (8-game stretch), 1959-60
Percentage, Game (min. 14 attempts): 1.000 (14-for-14), twice - Roger Schaffer vs. North Dakota State, 1964-65 & Charlie Westbrook vs. Fort Wayne, 2/23/12
Percentage, Season: .929 - Jeremy Kuder (78-84), 28 games, 2000-01
Percentage, Career: .891 - Ryun Williams (189-212), 58 games, 1990-92

Field Goals

Made, Game: 20 - Jack Theeler vs. Northern Iowa (20-35), 1966-67
Made, Season: 308 - Tim Hatchett (501 attempts), 32 games, 1989-90
Made, Career: 881 - Tim Hatchett (1,677 attempts), 120 games, 1986-90
Percentage, Game (min. 10 attempts): .936 - Chris Deans (15-16) vs. SDSU, 1-19-78
Percentage, Career: .619 - Turner Trofholz (750-1,211), 123 games
Percentage, Season: .714 - Chris Jones (95-133), 19 games, 1993-94
Consecutive Field Goals Made, Game: 14 - Chris Deans vs. South Dakota State, 1-19-78
Three-Pointers Made, Game: 10, twice - Jake Thomas vs. Chicago State (02/26/11) & Louie Krogman vs. Houston Baptist (03/05/11)
Three-Pointers Made, Season: 109 - Josh Mueller, 33 games, 2004-05
Three-Pointers Made, Career: 308 - Josh Mueller, 120 games, 2001-05
Three-Point Field Goal Percentage, Season (40 attempts minimum): .519 - Nathan Blessen, 1998-99
Three-Point Field Goal Percentage, Career (120 attempts minimum): .487 - Scott Hansen (59-121), 46 games, 2000-02

Team Records

Scoring

Points, Game: 128 - USD 128, Westmar (IA) 88, 11-26-77, Vermillion New Armory
Points, First Half: 70 vs. Westmar (IA), 11-26-77, New Armory
Points Allowed, Game: 125 to Florida State (USD 65), 12-5-70, Tallahassee, Fla.
Points, Season: 2,724, 33 games, 2004-05
Average, Season: 85.2, 27 games, 1995-96

Field Goals

Made, Game: 50 - vs. Westmar (IA) (97 attempts), 1972-73; 50 - vs. Westmar (IA) (96 attempts), 1975-76
Made, Season: 946 (1,873 attempts), 32 games, 1989-90; 946 (1,916 attempts), 33 games, 2004-05
Percentage, Game: .698 (30-43) vs. Morningside, 1996-97
Percentage, Season: .512 (835-1,631), 29 games, 1998-99
Three-Pointers, Game: 20 vs. Dana (20-33), 2003-04
Three-Pointers, Season: 301 (763 attempts), 30 games, 2005-06
Three-Point Field Goal Percentage, Season: .447 (258-577), 29 games, 1998-99

Free Throws

Made, Game: 43 - vs. Morehead State (50 attempts), Dec. 19, 2012
Made, Season: 591 (797 attempts), 29 games, 1996-97
Percentage, Game: 1.000 - vs. North Dakota (18-18), 1-9-86
Percentage, Season: .799 (452-566), 28 games, 2002-03

Rebounds

Game: 85 vs. Midwestern (IA), 1968-69
Season: 1,490, 29 games, 1971-72
Average, Season: 55.08, 26 games, 1972-73 (1,432)

Assists

Game: 37 vs. Iowa Wesleyan, 1989-90; 37 vs. Dana, 2003-04
Season: 600, 32 games, 1989-90

Miscellaneous Marks

Most Wins in a Season: 27 (27-6), 2004-05
Most Losses in a Season: 23 (5-23), 1987-88
Longest Winning Streak (Single Season): 20, 1957-58 and 1992-93
Longest Winning Streak (Overall): 21, 1957-58 to 1958-59
Longest Losing Streak (Overall): 14, 1940-42
Longest Home Winning Streak: 34, 1956-59
Highest Single-Season Winning Percentage: .833 (25-5), 1992-93
Lowest Single-Season Winning Percentage: .179 (5-23), 1987-88

Sanford Coyote Sports Center Attendance Records

Attendance	Opponent	Year
5,265	South Dakota State	2016-17
3,017	Bowling Green	2016-17
2,659	Oral Roberts	2016-17
2,582	North Dakota State	2016-17
2,436	Denver	2016-17

Official Basketball Box Score -- Game Totals -- Final Statistics
South Dakota vs San José State
12/17/17 3:00 PM at San Jose, Calif. (The Event Center)

South Dakota 76 • 11-3

#	Player	*	Total		3-Ptr	Rebounds			PF	TP	A	TO	Blk	Stl	Min
			FG	FGA	FG-FGA	FT	FTA	Off Def Tot							
02	Carlton Hurst	*	2	3	0-1	7	8	1 4 5	1	11	0	1	0	1	28
03	Triston Simpson	*	3	6	0-2	1	2	0 1 1	1	7	3	4	0	1	38
12	Trey Burch-Manning	*	3	6	1-1	4	7	1 3 4	4	11	1	1	0	2	32
13	Matt Mooney	*	7	16	4-8	0	0	0 4 4	2	18	1	3	0	1	34
25	Tyler Hagedorn	*	8	16	6-8	5	6	1 5 6	1	27	0	2	1	1	31
20	Brandon Armstrong		0	3	0-2	0	0	0 1 1	0	0	0	1	0	0	6
22	Tyler Peterson		0	1	0-0	0	0	0 0 0	2	0	0	2	0	2	14
31	Dan Jech		0	0	0-0	0	0	0 0 0	1	0	0	0	0	0	2
34	Nick Fuller		0	1	0-0	2	2	3 2 5	4	2	0	2	0	0	12
45	Austin Sparks		0	0	0-0	0	0	0 0 0	0	0	0	0	0	0	3
Team								3 1 4				1			
Totals			23	52	11-22	19	25	9 21 30	16	76	5	17	1	8	200

FG % 1st Half: 10-27 37.0% 2nd half: 13-25 52.0% Game: 23-52 44.2%
 3FG % 1st Half: 3-9 33.3% 2nd half: 8-13 61.5% Game: 11-22 50.0%
 FT % 1st Half: 10-13 76.9% 2nd half: 9-12 75.0% Game: 19-25 76.0%

Deadball
Rebounds
2

San José State 62 • 2-8

#	Player	*	Total		3-Ptr	Rebounds			PF	TP	A	TO	Blk	Stl	Min
			FG	FGA	FG-FGA	FT	FTA	Off Def Tot							
05	FISHER, Keith	*	4	6	0-0	2	3	4 4 8	4	10	0	2	0	1	25
10	NICHOLS, Isaiah	*	2	5	0-1	2	3	0 2 2	4	6	2	1	0	1	25
20	BAUMANN, Noah	*	0	6	0-3	0	0	1 0 1	1	0	1	4	0	3	15
32	WELAGE, Ryan	*	5	9	1-2	2	2	0 4 4	0	13	1	2	0	0	29
41	CHASTAIN, Ashtin	*	2	5	0-0	0	2	1 1 2	2	4	1	1	0	0	12
02	CARLISLE, Nai		2	7	0-1	1	2	1 5 6	3	5	0	3	0	1	32
12	SIMMONS, Caleb		0	1	0-1	0	0	0 0 0	1	0	0	0	0	1	4
13	BARRY, Oumar		2	3	0-0	0	0	2 2 4	3	4	2	4	1	0	14
23	MITCHELL, Brandon		6	6	1-1	4	5	1 3 4	0	17	1	1	3	0	23
25	HILLSMAN, Jaycee		1	6	1-3	0	0	1 2 3	2	3	0	2	0	0	21
Team								0 1 1				2			
Totals			24	54	3-12	11	17	11 24 35	20	62	8	22	4	7	200

FG % 1st Half: 15-27 55.6% 2nd half: 9-27 33.3% Game: 24-54 44.4%
 3FG % 1st Half: 2-7 28.6% 2nd half: 1-5 20.0% Game: 3-12 25.0%
 FT % 1st Half: 5-9 55.6% 2nd half: 6-8 75.0% Game: 11-17 64.7%

Deadball
Rebounds
4

Officials: Larry Spaulding, Eric Curry, Kipp Kissinger
 Technical fouls: South Dakota-None. San José State-None.
 Attendance: 1424

Score by periods	1st	2nd	Total
South Dakota	33	43	76
San José State	37	25	62

	In	Off	2nd	Fast	
Points	Paint	T/O	Chance	Break	Bench
USD	18	28	2	0	2
SJ	22	11	15	2	29

Last FG - USD 2nd-01:51, SJ 2nd-00:29.
 Largest lead - USD by 16 2nd-03:20, SJ by 12 1st-08:22.
 USD led for 22:14. SJ led for 16:23. Game was tied for 01:23.

Score tied - 5 times.
 Lead changed - 6 times.