



NO. 11 SEED XAVIER UNIVERSITY MUSKETEERS (22-11, 13-7 BIG EAST)
NO. 6 SEED UNIVERSITY OF ILLINOIS FIGHTING ILLINI (21-12, 12-8 BIG TEN)

NCAA TOURNAMENT FIRST ROUND

FRIDAY, MARCH 21, 2025 AT 9:45 P.M. ET
FISERV FORUM IN MILWAUKEE, WISCONSIN



Xavier Media Contact: Tom Eiser, Associate Athletics Director for Communications
 eiser@xavier.edu, 513-382-5565 (cell) and @EiserXUSports on X.

BROADCAST AND LIVE STATS INFORMATION

TV: CBS, including Local 12 in Cincinnati, with **Kevin Harlan** (pbp), **Stan Van Gundy** (analyst), **Dan Bonner** (analyst) and **Lauren Shehadi** (reporter).

Xavier Radio: 700 WLW-AM with play-by-play from Xavier Hall of Famer **Joe Sunderman** ('79) and analysis from XU all-time leading scorer and Hall of Famer **Byron Larkin** ('88). XU broadcast is also available on the Varsity Network and on Sirius XM.

National Radio: Westwood One with **Noah Eagle** (pbp) and **Tom Crean** (analyst)

Live Stats: Media stats at Statbroadcast.com and fan stats at GoXavier.com.

THE X FACTORS

- Xavier is making its 30th appearance in the NCAA Tournament, 29 of which have come since 1983. XU has reached at least the NCAA Sweet 16 nine times, including seven times since 2008 (one of only 13 schools that can say that). XU advanced to the Elite Eight in 2004, 2008 and 2017.
- Xavier, 22-11, defeated Texas 86-80 in the NCAA First Four on Wednesday night in Dayton.
- Xavier is 10-1 when it commits less than 10 turnovers, including seven in the Texas win.
- Xavier leads the BIG EAST in fastbreak points (ninth in the nation at 15.2 ppg.) and is second 3-point pct. (sixth in the nation at .391). Xavier is third in the BIG EAST in free throw pct. (10th in the nation at .790) and assists per game (17th in the nation at 16.9 apg.).
- Xavier is third in the BIG EAST and 10th in the nation in free throw pct. at .790. XU has four players in the top 10 in the BIG EAST in free throw pct. **Ryan Conwell** (fifth at .822), **Dailyn Swain** (sixth at .810), **Dayvion McKnight** (seventh at .792) and **Zach Freemantle** (ninth at .765).
- Xavier graduate student **Marcus Foster** scored a Xavier career-high 22 points (16 in the second half) in the Texas win, while hitting 8-9 from the field, including 4-5 from 3-point range.
- Xavier graduate student **Zach Freemantle** and junior **Ryan Conwell** were voted All-BIG EAST by the league coaches. Freemantle is on the Second Team and Conwell is on the Third Team. Freemantle is on the NABC All-East District First Team and Conwell is on the Second Team.
- Xavier's **Zach Freemantle** leads the team in scoring (fifth in the BIG EAST at 17.2 ppg.) and rebounding (sixth in the BIG EAST at 7.0 rpg.). He is 10th on XU's all-time scoring list (1,744 points) and ninth on XU's all-time rebounding list (885 rebounds), one of only four players in XU's top 10 for career scoring and rebounding along with **David West**, **Tyrone Hill** and **Romain Sato**.
- Xavier's **Ryan Conwell**, who is seventh in the BIG EAST in scoring at 16.7 ppg., ranks third in the BIG EAST in 3-point pct. at .417 and second in 3-point field goals made at 3.0 per game. Conwell had a streak of five-straight 20-point+ games, culminating with a collegiate career-high 38 points with a collegiate career-high seven 3-pointers vs. Marquette on March 13.
- Xavier sophomore **Dailyn Swain**, who is third on the team in scoring at 10.5 ppg., has scored in double figures in 21 games, including 12 of the last 15 games.
- Xavier graduate student **Dante Maddox Jr.** was a big key to keeping XU close in the first half vs. Texas with his 10 points on 3-4 shooting (2-3 3-pointers) before halftime.
- Xavier graduate student **Dayvion McKnight** leads XU in assists at 4.3 apg. (seventh in the BIG EAST) and is fourth in the BIG EAST and 25th in the nation in assist-to-turnover ratio at 2.68.

THE ROSTER (*LAST GAME STARTERS)

NO.	NAME (HT./YR)	POS.	PPG	RPG	APG	NOTES
1	Marcus Foster (6-5/Gr.)*	G	8.0	4.9	2.0	Shooting .400 (44-110) from 3-point territory
2	Jerome Hunter (6-8/Gr.)	F	5.8	3.2	0.9	2025 BIG EAST Sportsmanship Award winner
3	Dailyn Swain (6-8/Sr.)*	G/F	10.5	5.4	2.6	10th in BIG EAST in def. reb. at 4.4 drpg.
4	John Hugley IV (6-11/Gr.)	F	3.0	2.0	0.7	Has hit .526 (10-19) from 3-point range
7	Ryan Conwell (6-4/Jr.)*	G	16.7	2.8	2.5	98 3-pointers are eight shy of the school record
11	Cam Fletcher (6-7/Gr.)	F	1.3	1.1	0.3	Has played in 11 games
15	Henry Thole (6-7/Fr.)	F	0.0	0.0	0.0	Walk-on
20	Dayvion McKnight (6-0/Gr.)*	G	9.5	2.6	4.3	Over 700 assists in his collegiate career
21	Dante Maddox Jr. (6-2/Gr.)	G	7.3	2.4	1.5	Shooting .404 from 3-point range
25	Michael Wolf (6-0/Jr.)	G	0.0	0.0	0.0	Walk-on
31	Ian Sabourin (6-4/Jr.)	F	1.0	0.0	0.0	Walk-on
32	Zach Freemantle (6-9/Gr.)*	F	17.2	7.0	2.1	Scored in df in every game he has played this season
35	Bob Nunge (6-6/Sr.)	G	0.0	0.0	1.0	Walk-on
45	Brad Colbert (6-2/Gr.)	G	1.0	0.3	0.7	Earned a scholarship for this season

HEAD COACH: Sean Miller (185-86, eighth season at Xavier; 487-195, 20th season overall)

2024-25 SCHEDULE (22-11, 13-7 BIG EAST)

Date	Opponent	TV	Time EST P.M.
NOVEMBER			
4	Mon. Texas Southern	FS1	W/78-69
8	Fri. IU Indy	FS1	W/94-80
12	Tues. Jackson State	FS1	W/94-57
16	Sat. Wake Forest !	FS1	W/75-60
20	Wed. Siena College	FS1	W/80-55
25	Mon. South Carolina %	FS1	W/75-66
27	Wed. Michigan %	FS1	L/53-78
DECEMBER			
1	Sun. South Carolina State	FS1	W/71-68
5	Thur. TCU ^	ESPN+	L/72-76
10	Tues. Morgan State	CBS SN	W/119-58
14	Sat. at #22 Cincinnati	ESPN+	L/65-68
18	Wed. at #11 UConn (BIG EAST)	FS1	L/89-94 (OT)
21	Sat. #9 Marquette (BIG EAST)	FOX	L/70-72
31	Tues. Seton Hall (BIG EAST)	peacock	W/94-72
JANUARY			
3	Fri. at Georgetown (BIG EAST)	CBS SN	L/63-69
7	Tues. St. John's (BIG EAST)	FS1	L/72-82
11	Sat. at DePaul (BIG EAST)	FS1	W/77-63
14	Tues. Villanova (BIG EAST)	FS1	W/69-63
18	Sat. at #7 Marquette (BIG EAST)	FOX	W/59-57
22	Wed. at #20 St. John's (BIG EAST)	FS1	L/71-79 (OT)
25	Sat. #19 UConn (BIG EAST)	FOX	W/76-72
29	Wed. at Creighton (BIG EAST)	FS1	L/77-86
FEBRUARY			
4	Tues. Georgetown (BIG EAST)	FS1	W/74-69
9	Sun. at Villanova (BIG EAST)	FS1	L/68-80
12	Wed. at Providence (BIG EAST)	peacock	W/91-82
15	Sat. DePaul (BIG EAST)	FS1	W/85-68
18	Tues. Butler (BIG EAST)	peacock	W/76-63
23	Sun. at Seton Hall (BIG EAST)	FS1	W/73-66
MARCH			
1	Sat. Creighton (BIG EAST)	FOX	W/83-61
5	Wed. at Butler (BIG EAST)	CBS SN	W/91-78
8	Sat. Providence (BIG EAST)	FS1	W/76-68
13	Thu. * #25 Marquette	Peacock	L/87-89
19	Wed. \$ Texas	truTV	W/86-80
21	Fri. \$\$ Illinois	CBS	9:45 p.m.

\$ NCAA First Four at University of Dayton Arena

\$\$ NCAA First Round at Fiserv Forum in Milwaukee, Wis.

* BIG EAST Tournament at Madison Square Garden in NYC + If Xavier advances

% Fort Myers Tip-Off in Fort Myers, Fla.

FOX national games broadcast on FOX 19 in Cincinnati

CBSSN - CBS Sports Network

! Skip Prosser Classic

^ BIG EAST-Big 12 Battle

Home Games in Bold



2025 XAVIER MUSKETEER POSTSEASON NUMERICAL ROSTER

NO.	NAME	YR.	POS.	HT.	WT.	HOMETOWN	HIGH SCHOOL(S) / LAST COLLEGE OR TEAM
0	^ Trey Green	So.	G	6-0	168	Charlotte, N.C.	Prolific Prep (Calif.)
1	Marcus Foster	Gr.	G	6-5	215	Atlanta, Ga.	Drew Charter HS / Furman
2	Jerome Hunter	Gr.	F	6-8	225	Columbus, Ohio	Pickerington HS / Indiana University
3	Dailyn Swain	So.	G/F	6-8	220	Columbus, Ohio	Columbus Africentric Early College
4	John Hugley IV	Gr.	F	6-11	270	Cleveland, Ohio	Brush HS / Pittsburgh / Oklahoma
6	* Lassina Traore	Sr.	F	6-10	245	Ivory Coast	Saint Louis / Long Beach State
7	Ryan Conwell	Jr.	G	6-4	215	Indianapolis, Ind.	Pike HS / Indiana State / U. of South Florida
8	+ Roddie Anderson III	Jr.	G	6-3	190	Orange County, Calif.	Fountain Valley HS / Boise State
11	Cam Fletcher	Gr.	F	6-7	225	St. Louis, Mo.	Vashon HS / Kentucky / Florida State
15	Henry Thole	Fr.	F	6-7	215	Union, Ky.	Villa Madonna Academy
20	Dayvion McKnight	Gr.	G	6-0	190	Shelbyville, Ky.	Collins HS / Western Kentucky University
21	Dante Maddox Jr.	Gr.	G	6-2	200	Chicago Heights, Ill.	Bloom Township / Cal State Fullerton / Toledo
25	Michael Wolf	Jr.	G	6-0	195	Greenwood Village, Colo.	Regis Jesuit / Bridgton Academy
31	Ian Sabourin	Jr.	F	6-4	210	Hamilton, Ohio	Badin HS
32	Zach Freemantle	Gr.	F	6-9	227	Teaneck, N.J.	Bergen Catholic HS
35	Bob Nunge	Sr.	G	6-6	190	Newburgh, Ind.	Castle
45	Brad Colbert	Gr.	G	6-2	200	Loveland, Ohio	Moeller HS / Andrew Osborne Academy / Louisville

* Had season-ending knee surgery in October

+ Will redshirt this season

^ On indefinite leave

Sedler Family Head Coach: Sean Miller (Pittsburgh '92; eighth season, XU HC 2004-09 and 2022-present)

Crawford Family Associate Head Coach: Adam Cohen (Arizona '08; third season)

Assistant Coaches: Dante Jackson (Xavier '11; seventh season) and David Miller (Arizona '13; third season)

Associate Athletics Director for Basketball Administration: Mario Mercurio (Xavier '03; 22nd season)

Special Assistant to the Head Coach: Ryan Reynolds (Xavier '07; third season)

Assistant Coach and Director of Player Development: Ryan Anderson (Arizona '16; third season)

Director of Basketball Operations: Cam Miller (Arizona '21; third season)

MBB Strength and Conditioning Head Coach: Andy Kettler (Ashland '01; third season)

Athletic Trainer: Connor Barnes (Xavier '12; third season)

Graduate Program Managers: Mark Gaertner (Xavier '23; second season) and Max Meyer (Xavier '24; first season)

Graduate Assistant for Sport Performance: Paxton Wong (Xavier '24; first season)



0 Trey Green
6-0 168 Sophomore
Guard
Charlotte, N.C.



1 Marcus Foster
6-5 215 Grad Student
Guard
Atlanta, Ga.



2 Jerome Hunter
6-8 225 Grad Student
Forward
Columbus, Ohio



3 Dailyn Swain
6-8 220 Sophomore
Guard/Forward
Columbus, Ohio




4 John Hugley IV
6-11 270 Grad Student
Forward
Cleveland, Ohio



6 Lassina Traore
6-10 245 Senior
Forward
Ivory Coast



7 Ryan Conwell
6-4 215 Junior
Guard
Indianapolis, Ind.



8 Roddie Anderson III
6-3 190 Junior
Guard
Orange County, Calif.



11 Cam Fletcher
6-7 225 Grad Student
Forward
St. Louis, Mo.



15 Henry Thole
6-7 215 Freshman
Forward
Union, Ky.



20 Dayvion McKnight
6-0 190 Grad Student
Guard
Shelbyville, Ky.



21 Dante Maddox Jr.
6-2 200 Grad Student
Guard
Chicago Heights, Ill.



25 Michael Wolf
6-0 195 Junior
Guard
Greenwood Village, Colo.



31 Ian Sabourin
6-4 210 Junior
Forward
Hamilton, Ohio



32 Zach Freemantle
6-9 227 Grad Student
Forward
Teaneck, N.J.



35 Bob Nunge
6-6 190 Senior
Guard
Newburgh, Ind.



45 Brad Colbert
6-2 200 Grad Student
Guard
Loveland, Ohio

Xavier Athletics website:

www.GoXavier.com

Xavier Athletics Facebook:

facebook.com/XavierMusketeers

Xavier Athletics X/Twitter & Instagram:

@XUathletics

Xavier Basketball on X/Twitter & Instagram:

@XavierMBB

Xavier Basketball Facebook:

facebook.com/XavierMBB

Xavier Basketball Gameday Twitter:

@XavierGameDay



Sean Miller
Head Coach
8th Year
Pittsburgh '92



Adam Cohen
Associate Head Coach
3rd Year
Arizona '08



Dante Jackson
Assistant Coach
7th Year
Xavier '11



David Miller
Assistant Coach
3rd Year
Arizona '13



Mario Mercurio
Assoc. AD for
Basketball Admin.
22nd Year • Xavier '03



Ryan Reynolds
Special Assistant to
the Head Coach
3rd Year • Xavier '07



Ryan Anderson
Asst. Coach and Dir. of
Player Development
3rd Year • Arizona '16



Cam Miller
Director of Basketball
Operations
3rd Year • Arizona '21



Andy Kettler
Head Strength and
Conditioning Coach
3rd Year • Ashland '01



Connor Barnes
Athletic Trainer
3rd Year • Xavier '12




Tom Eiser
Assoc. Athletics Director for
Comm. / Media Contact
39th Year • Xavier '84



Mark Gaertner
Graduate Program
Manager
2nd Year • Xavier '23



Max Meyer
Graduate Program
Manager
1st Year • Xavier '24



Paxton Wong
Graduate Assistant for
Sport Performance
1st Year • Xavier '24

CLASS BREAKDOWN

Grad Students (8)

Brad Colbert
Cam Fletcher
Marcus Foster
Zach Freemantle
John Hugley IV
Jerome Hunter
Dante Maddox Jr.
Dayvion McKnight

Seniors (2)

Bob Nunge
Lassina Traore

Juniors (4)

Roddie Anderson III
Ryan Conwell
Ian Sabourin
Michael Wolf

Sophomores (2)

Trey Green
Dailyn Swain

Freshmen (1)

Henry Thole

STATE/COUNTRY BREAKDOWN

California (1)

Roddie Anderson III

Colorado (1)

Michael Wolf

Georgia (1)

Marcus Foster

Illinois (1)

Dante Maddox Jr.

Indiana (2)

Ryan Conwell
Bob Nunge

Kentucky (2)

Dayvion McKnight
Henry Thole

Missouri (1)

Cam Fletcher

New Jersey (1)

Zach Freemantle

North Carolina (1)

Trey Green

Ohio (5)

Brad Colbert
John Hugley IV
Jerome Hunter
Ian Sabourin
Dailyn Swain

Ivory Coast (1)

Lassina Traore

PRONUNCIATIONS

Dante Jackson: DAN-tay
Dante Maddox: DON-tay
Dailyn: Day-lin

Dayvion: DAY-vee-on
Hugley: HUE-gee

Lassina Traore:
lah-SEE-nuh trah-ORE-ee
Basile: buh-zeel

Nunge: NUN-jee
Sabourin: SAB-or-INN
Thole: thole

NCAA APPEARANCES 1986-2025

Kansas	38
Duke	37
Arizona	35
North Carolina	35
Michigan State	33
Kentucky	33
Texas	31
UCLA	30
Purdue	30
Xavier	28
Syracuse	28
Indiana	27
Gonzaga	27
Louisville	27
Oklahoma	27
Illinois	26
Wisconsin	26
UConn	25
Florida	25

- Elias Sports Bureau

POSTSEASON TRADITION: Xavier is making its 36th postseason appearances in the last 42 postseasons (1983-2025; 2020 postseason cancelled by the pandemic). That span includes 29 NCAA Tournament appearances, including 14 of the last 19 and 18 of the last 24 NCAA Tournaments. Xavier's seven National Invitation Tournament appearances during that stretch since 1983 include the 2022 NIT Championship. XU only made the NCAA Tournament field one time (1961) before the 1982-83 season. Xavier made its first NCAA Tournament appearance in 1961 but didn't return until head coach **Bob Staak** (now a Miami Heat scout) led XU to an MCC Championship and the 1983 NCAA Tournament Opening Round.

XAVIER'S NCAA RECORD: Xavier, 31-29 all-time in the NCAA Tournament, was 1-6 in NCAA play prior to 1990 but is 30-23 from 1990-present. XU lost to the eventual National Champions in the first round in 1988 (Kansas) and 1989 (Michigan).

BACK TO THE NCAA TOURNAMENT: Xavier is making its 30th appearance in the NCAA Tournament, 29 of which have come since 1983. Xavier's 30 appearances include 20 at-large berths (2025, 2023, 2018, 2017, 2016, 2015, 2014, 2012, 2011, 2010, 2009, 2008, 2007, 2003, 2001, 1997, 1995, 1993, 1990 and 1961), six automatic berths through the MCC (1991, 1989, 1988, 1987, 1986 and 1983) and four automatic berths in the Atlantic 10 (2006, 2004, 2002 and 1998).

SWEET SUCCESS: Xavier is one of only 13 schools that have made at least seven NCAA Tournament Sweet 16 appearances in the last 16 tournaments (since 2008). The list includes North Carolina (10), Duke (10), Gonzaga (10), Kansas (9), Michigan State (9), Kentucky (8), Arizona (8), **Xavier (7)**, UCLA (7), Wisconsin (7), Purdue (7), Syracuse (7) and Michigan (7). Xavier last made the NCAA Sweet 16 in 2023.

Xavier has made it to at least the Sweet 16 nine times: 1990, 2004, 2008, 2009, 2010, 2012, 2015, 2017 and 2023. XU advanced to the Elite Eight in 2004, 2008 and 2017. **Sean Miller** was XU's head coach for the 2008 and 2009 runs.

Dante Jackson (now an XU assistant) was a key member of those two teams.

SEAN MILLER AND THE NCAA TOURNAMENT:

Sean Miller is coaching in his 13th NCAA Tournament as a head coach, including his sixth at Xavier. Miller has compiled a 22-12 on-court record as a head coach in NCAA Tournament play, including 13-7 at Arizona and 9-5 at XU. Xavier reached the NCAA Tournament in each of the final four seasons during **Sean Miller's** first stint as XU head coach (2004-09), including the 2008 Elite Eight and 2009 Sweet 16, and reached the 2023 Sweet 16 in Miller's first year of his second stint. He reached two Sweet 16s and three Elite Eights in 12 seasons at Arizona. Miller helped lead Pitt to three NCAA Tournament berths as a player.

XAVIER'S NCAA EXPERIENCE BEFORE THIS

YEAR'S TOURNEY: Graduate student **Jerome Hunter** was a big part of Xavier's 2023 Sweet 16 team. He averaged a team-high 19.0 ppg. for Xavier's two NCAA wins, including a career-high 24 points vs. Kennesaw State. Graduate student **Marcus Foster** contributed 14 points and five rebounds in Furman's win over No. 4 seed Virginia in the 2023 NCAA Tournament. Graduate student **Dante Maddox Jr.** played in the 2022 NCAA Tournament while at Cal State Fullerton.

XAVIER-ILLINOIS SERIES: The series is tied 2-2, although Xavier has won the last two meetings. XU won 83-74 at the Maui Invitational in the 2018-19 season (11-21-18) and won 65-59 at U.S. Bank Arena (now Heritage Bank Center) in downtown Cincinnati in the 2006-07 season (12-29-06).

XAVIER'S RECENT HISTORY VS. THE BIG TEN:

Xavier has had some recent success against the Big Ten Conference. Xavier has won 12 of its last 18 games against nine different teams from the Big Ten Conference since the 2007-08 season, including 4-1 in NCAA Tournament action (wins over Maryland in 2017, Minnesota in 2010, Wisconsin in 2009 and Purdue in 2008, and a loss to Wisconsin in 2016). Xavier's 18 games vs. the Big Ten since 2007-08 have been played against Illinois (1-0), Indiana (1-1), Iowa (1-1), Maryland (1-0), Michigan (1-1), Minnesota (1-0), Ohio State (1-0), Purdue (3-1) and Wisconsin (2-2).

FOR THE RECORD (ILLINOIS): Illinois, 21-12 overall and 12-8 in the Big Ten Conference, is a No. 6 seed.

FOR THE RECORD (XAVIER): Xavier, 22-11 overall and a fourth-place finisher at 13-7 in the BIG EAST Conference, defeated Texas 86-80 in the NCAA First Four in Dayton on Wednesday. Xavier, which trailed by as many as 13 points, still trailed by 10, 62-52, with 13 minutes left. Graduate student **Marcus Foster** scored 16 of

his team-high and Xavier career-high 22 points in the second half to lead the comeback. Foster hit 8-9 from the field (4-5 3-pointers), including 6-6 (4-4 3-pointers) in the second half. Graduate student **Zach Freemantle** scored 13 of his 15 points in the second half to help fuel the comeback.

20-WIN SEASONS: Xavier, 22-11 overall, secured its sixth 20-win season in eight seasons under **Sean Miller**. XU won 27 games in the 2022-23 NCAA Sweet 16 season.

TAKE CARE OF THE BALL: Xavier is 13-3 this season when it has 10 or fewer turnovers (only losses at Creighton, in overtime at UConn and vs. Marquette in the BIG EAST Tournament) and is 10-1 when it has less than 10 turnovers., including just seven vs. Texas on Wednesday. Xavier had six turnovers in the Creighton win on March 1.

OFFENSIVE LEADERS: Xavier leads the BIG EAST in fastbreak points (ninth in the nation in at 15.2 ppg.) and is second in 3-point percentage (sixth in the nation at .391) and in assist-to-turnover ratio (23rd in the nation at 1.53). Xavier is third in the BIG EAST in free throw percentage (10th in the nation at .790) and assists per game (17th in the nation at 16.9 apg.).

IF IT'S FREE IT'S FOR ME: Xavier is third in the BIG EAST and 10th in the nation in free throw percentage at .790. XU has four players ranked in the top 10 in the BIG EAST in free throw percentage: junior **Ryan Conwell** (fifth at .822), sophomore **Dailyn Swain** (sixth at .810), graduate student **Dayvion McKnight** (seventh at .792) and graduate student **Zach Freemantle** (ninth at .765). XU is on target to break the school record of .779 set in the 2017-18 season. Conwell had a streak of 19-straight free throws earlier this season. Swain also had a streak of 19-straight made earlier this season.

DEEP DIVE INTO 3-POINT STATS: Xavier, which had a 12-25 (.480) 3-point shooting effort vs. Texas on Wednesday and an 11-21 (.524) game vs. Creighton on March 1, is second in the BIG EAST and sixth in the nation in 3-point percentage at 39.1 percent. Junior **Ryan Conwell** is third in the BIG EAST and 29th in the nation in 3-point percentage at .417 (98-235), including .568 (25-44) over the last six games. Graduate student **Dante Maddox Jr.** is shooting .404 (44-109) from 3-point range. Graduate student **Marcus Foster** is shooting .400 (44-110). Xavier has hit at least 10 3-pointers in 12 games, including 11-23 vs. Marquette on March 13 and 13-24 at UConn on Dec. 18. Xavier hit 16-31 from 3-point range vs. Jackson State on Nov. 12, which is tied for the second-most 3-pointers in XU history and the most since hitting a school record 19 in a win over Oklahoma in the 2020-21 season (12-9-20).

XAVIER SCORING LEADERS (CAREER)

PLAYER, POSITION	SEASONS	G	POINTS	AVG.
1. Byron Larkin, G	1984-88	121	2,696	22.3
2. Trevon Blueitt, G	2014-18	142	2,261	15.9
3. David West, F	1999-2003	126	2,132	16.9
4. Romain Sato, G	2000-04	130	2,005	15.4
5. Tyrone Hill, F	1986-90	126	2,003	15.9
6. Lenny Brown, G	1995-99	122	1,885	15.5
7. Tu Holloway, G	2008-12	134	1,833	13.7
8. Anthony Hucks, G	1979-83	111	1,805	16.3
9. Jamie Gladden, G	1989-93	122	1,780	14.6
10. Zach Freemantle, F	2019-pres.	135	1,744	12.9
11. Steve Thomas, G	1962-66	73	1,722	23.6
12. Brian Grant, F/C	1990-94	117	1,719	14.7
13. Nick Daniels, G	1975-79	106	1,690	15.9
14. Bob Quick, F	1965-68	78	1,636	21.0
15. Paul Scruggs, G	2017-22	151	1,631	10.8

XAVIER REBOUNDING LEADERS (CAREER)

PLAYER, POSITION	SEASONS	G	REBOUNDS	AVG.
1. Tyrone Hill, F	1986-90	126	1,380	11.0
2. Bob Pelkington, C	1961-64	80	1,325	16.6
3. David West, F	1999-03	126	1,308	10.4
4. Brian Grant, C	1990-94	117	1,080	9.2
5. Dave Piontek, C-F	1953-56	82	995	12.1
6. Bob Quick, F	1965-68	78	939	12.0
7. Joe Viviano, F	1956-59	83	906	10.9
8. Romain Sato, G	2000-04	130	892	6.9
9. Zach Freemantle, F	2019-pres.	135	885	6.6
10. Tyrique Jones, F	2016-20	135	874	6.5
11. Derek Strong, C	1987-90	96	805	8.4
12. James Posey, F	1996-99	95	801	8.4
13. Trevon Bluiett, G	2014-18	142	762	5.4
14. Luther Rackley, C	1966-69	59	750	12.7
15. Jason Love, F-C	2006-10	126	734	5.8

STEALING THE SHOW: Xavier is fifth in the BIG EAST in steals at 7.6 spg. Sophomore **Dailyn Swain** is ninth in the BIG EAST at 1.5 spg. Swain had a career-high six steals in the Butler win on Feb. 18, the most steals by an XU player since **Paul Scruggs** had six vs. Cleveland State in an NIT game at Cintas Center on March 15, 2022. Graduate student **Dayvion McKnight** is 13th in the BIG EAST at 1.4 spg.

ALL-BIG EAST SECOND TEAM SELECTION FREEMANTLE HAS MADE A STRONG RETURN:

Graduate student **Zach Freemantle**, a 2024-25 All-BIG EAST Second Team selection by the league coaches and NABC First Team All-East District, had a 23-point game in the March 1 Creighton win on 10-14 shooting, followed that up with 24 points on 12-17 shooting at Butler on March 5 and had 25 points on 11-16 shooting vs. Providence on March 8. Freemantle has scored in double figures in all 30 games he has played this season, the longest single season streak of his career. His active streak stands at 31-straight games in double figures since the last game he played before this season (2023 at Creighton) he also scored in double figures. Freemantle had a double-double with 14 points and 10 rebounds at Marquette on Jan. 18 (fifth of the season and 25th of his career) and had another double-double with 20 points and 10 rebounds in the win at DePaul on Jan. 11. Freemantle leads the team in scoring (fifth in the BIG EAST at 17.2 ppg.) and leads the team in rebounding (sixth in the BIG EAST at 7.0 rpg.). He is fifth in the BIG EAST in defensive rebounding at 5.2 drpg., fourth in field goal percentage at .524 (200-382) and ninth in free throw percentage at .765 (88-115). Freemantle returned to action on Jan. 3 after missing Xavier's first three BIG EAST games due to a knee injury.

FREEMANTLE EARNED BIG EAST CONFERENCE WEEKLY HONORS FIVE TIMES THIS SEASON:

Graduate student **Zach Freemantle**, a 2024-25 All-BIG EAST Second Team selection, earned his fifth BIG EAST weekly award of the season and his second-straight to end the regular season. Freemantle was named to the BIG EAST Honor Roll after averaging 24.5 points, 8.0 rebounds, 2.0 assists, 1.0 blocks and 1.5 steals in a pair of

Xavier wins this past week. He shot 69.7 percent (23-33) from the field combined in wins at Butler and vs. Providence. Freemantle collected four BIG EAST Honor Roll Awards this season and one BIG EAST Player of the Week honor. He earned a spot on the BIG EAST Honor Roll on March 3 after leading Xavier with 23 points, hitting 10-14 from the field, to go with six rebounds and three assists in the Creighton win on March 1. He earned BIG EAST Conference Player of the Week on Feb. 17 after averaging 21.0 points and 9.0 rebounds in a pair of wins the previous week. Freemantle had 23 points and nine rebounds at Providence on Feb. 12 and 19 points and nine rebounds vs. DePaul on Feb. 15. Freemantle previously earned BIG EAST Honor Roll honors twice in December, including on Dec. 16 after averaging 22.5 points, 8.5 rebounds, 4.0 assists and 1.5 steals per game in a pair of games vs. Morgan State on Dec. 10 and at Cincinnati on Dec. 14. Freemantle averaged 15.7 points, 8.7 boards and 1.7 steals in a 2-1 week against South Carolina, Michigan and South Carolina State to earn the honor on Dec. 2.

FREEMANTLE IS IN THE TOP 10 ON THE XAVIER SCORING AND REBOUNDING CHARTS:

Graduate student **Zach Freemantle**, a 2024-25 All-BIG EAST Second Team selection, has scored 1,744 career points in 135 career games, which is 10th on Xavier's all-time scoring chart. Freemantle is ninth on Xavier's all-time rebounding list with 885 rebounds. Note the career scoring and rebounding charts at the top of this page. Only three other Musketeers are in the top 10 for Xavier in career scoring and rebounding: **David West**, **Tyrone Hill** and **Romain Sato**.

ALL-BIG EAST THIRD TEAM SELECTION CONWELL HAS HAD A STRONG FIRST CHAPTER

Junior **Ryan Conwell**, a 2024-25 All-BIG EAST Third Team selection by the league coaches and NABC Second Team All-East District, has scored 1,341 collegiate points. Conwell is second on the team in scoring at 16.7 ppg. (seventh in the BIG EAST). He has hit 41.7 percent (98-235) from 3-point range, which ranks third in the BIG EAST Conference and 29th in the nation. Conwell's 3.0 made

3-pointers per game ranks second in the BIG EAST and 39th in the nation. His 98 3-pointers made, including a collegiate career-high seven 3-pointers in his collegiate career-high 38-point game vs. Marquette on March 13, rank second in the BIG EAST and 31st in the nation.

CONWELL PUT TOGETHER AN IMPRESSIVE FIVE-GAME STRETCH:

Junior **Ryan Conwell** recorded his fifth-straight 20-point+ game (team-high 12th of the season) with a collegiate career-high 38 points vs. Marquette on March 13. The effort earned him a spot on the 2025 BIG EAST All-Tournament Team. Conwell, who had that streak snapped vs. Texas on March 19, was the first XU player to score 20+ in five-straight games since **Trevon Bluiett** accomplished the feat in the 2017-18 season. **Tu Holloway** had two such streaks. The only XU player that has had more than five-straight 20+ point games in a row over the last 20 seasons is **Jordan Crawford**, who had six-straight in the 2009-10 season. Conwell scored 21 vs. Providence on March 8 and 21 at Butler on March 5, including 5-8 shooting from 3-point range. Conwell had 20 points in the March 1 win over Creighton and 22 in the Feb. 23 win at Seton Hall.

CONWELL ENJOYED A BIG NIGHT IN HOME WIN OVER VILLANOVA:

Junior **Ryan Conwell** led Xavier with 34 points in the Villanova win on Jan. 14, including 28 points in the second half. Xavier trailed 58-55 with 1:51 but a four-point play (3-pointer and a free throw) from Conwell put Xavier ahead for good at 59-58 with 1:40 left. Conwell scored 13 of Xavier's final 14 points.

CONWELL FROM DEEP ... WITHIN SHOOTING DISTANCE OF SCHOOL RECORD:

Junior **Ryan Conwell**, a 2024-25 All-BIG EAST Third Team selection who broke his collegiate career high with seven 3-pointers vs. Marquette on March 13, had six 3-pointers vs. Villanova on Jan. 14 and hit five 3-pointers in the win at Butler on March 5. Conwell has hit at least one 3-pointer in 31 of 33 games this season and has hit at least two 3-pointers in 26 of the first 33 games. Conwell is second in the BIG EAST and 39th in the nation at 3.0 3-point field goals made



per game. His 98 total 3-pointers made rank second in the BIG EAST and 31st in the nation. His 98 3-pointers are just nine shy of the school record of 106 set last season by **Quincy Olivari**.

CONWELL EARNED THREE BIG EAST WEEKLY HONORS: Junior **Ryan Conwell**, a 2024-25 All-BIG EAST Third Team selection, was named to the BIG EAST Honor Roll for the third time this season on Feb. 24. Conwell averaged 18.0 points, 3.0 rebounds, 2.0 assists and 1.5 steals per game in a pair of wins. He tied for team-high scoring honors in the Butler win on Feb. 18 with 14 points and led XU with 22 points in the win at Seton Hall on Feb. 23. Conwell also earned a spot on the BIG EAST Honor Roll on Nov. 18 and Jan. 20. Conwell, who averaged 20 ppg. in two XU wins (Villanova and at Marquette), scored a collegiate career-high 34 points (28 in the second half) in the win over Villanova on Jan. 14, while tying his collegiate high for 3-pointers with six and setting new collegiate highs for free throws made (12) and attempted (14). Conwell earned a spot on the BIG EAST Honor Roll on Nov. 18 for his efforts in wins over Jackson State on Nov. 12 and Wake Forest on Nov. 16. Conwell averaged 17.5 points, 3.5 assists and 2.0 steals per game while committing just one turnover for the week. Conwell led all scorers in the Wake win with 21 points, including 16 in the second half, to go with four assists and three steals.

MCKNIGHT IS A LEADER: Xavier graduate student **Dayvion McKnight** leads XU in assists at 4.3 apg. (seventh in the BIG EAST), including seven at Seton Hall on Feb. 23. He is fourth in the BIG EAST and 25th in the nation in assist-to-turnover ratio at 2.68. He ranks tied for 13th in the BIG EAST in steals at 1.4 spg. McKnight had 11 points, eight assists, three steals and just one turnover vs. St. John's on Jan. 7, scored 16 of his 18 points at UConn on Dec. 18 in the second half and overtime and posted a 14-point, six-assist game vs. Marquette on Dec. 21.



MCKNIGHT EARNED A BIG EAST HONOR: Xavier graduate student **Dayvion McKnight** was named to the first BIG EAST Honor Roll of the season on Nov. 11 after averaging 18.0 points and 5.3 assists, while hitting 65.0 percent (13-20) from the field, including 75.0 percent (6-8) from 3-point range, for XU's first two games (Texas Southern and IU Indy).

SWAIN DOUBLING UP: Sophomore **Dailyn Swain** has scored in double figures in 12 of the last 15 games and 16 of the last 21 games. Swain, who has 21 double-figure scoring games this season, had a career-high 18-point game vs. Georgetown on Feb. 4 and had 16 points on 6-8 shooting and five assists vs. SJU on Jan. 22 at Madison Square Garden. Swain had 12 points and nine rebounds (six offensive) in the win at Marquette on Jan. 18.

SWAIN IS A TRIPLE THREAT: Sophomore **Dailyn Swain** averaged 11.3 ppg., 5.8 rpg. and 2.8 apg. in BIG EAST regular season play. Swain, who posted his third double-double of the season with 16 points and 10 rebounds at Butler on March 5, scored 17 points (one point shy of his career high) on 6-6 shooting to go with seven rebounds and a career-high eight assists vs. DePaul on Feb. 15. He followed that up with 13 points, seven rebounds, four assists and a career-high six steals vs. Butler on Feb. 18 (the most steals by an XU player since **Paul Scruggs** had six vs. Cleveland State in a 2022 NIT game at Cintas Center on March 15, 2022). For all games, Swain is second on the team in assists (2.6 apg.), overall rebounding (5.4 rpg.) and defensive rebounding (10th in the BIG EAST at 4.4 drpg.). Swain, who is sixth in the BIG EAST in free throw percentage at .810, had a streak of 19-straight free throws made earlier this season. Swain is ninth in the BIG EAST in steals at 1.5 spg. Swain had 14 points and a team-high eight rebounds vs. St. John's on Jan. 7. Swain posted his second double-double of the season with 13 points and a game-high 10 rebounds vs. Marquette on Dec. 21. Swain scored 12 points at TCU on Dec. 5 and 13 points at Cincinnati on Dec. 14. He had 14 points, six rebounds and five steals in the South Carolina win on Nov. 25.



FOSTER HAS BEEN A LEADER: Graduate student **Marcus Foster**, who has started all 33 games, scored 16 of his team-high and Xavier career-high 22 points in the second half to lead the comeback win over Texas on Wednesday. Foster hit 8-9 from the field (4-5 3-pointers) vs. the Longhorns, including 6-6 (4-4 3-pointers) in the second half. Foster posted his first double-double as a Musketeer with 17 points and a Xavier career-high 13 rebounds in the Georgetown win on Feb. 4. Foster, who is third on the team in rebounding at 4.9 rpg., has snagged 6.0 rpg. over the last 15 games. Foster contributed nine points, eight rebounds and a Xavier career-high tying three steals at Marquette on Jan. 18 and followed that up with nine points, seven rebounds, two assists and two steals at St. John's on Jan. 22. Foster is shooting .400 (44-110) from 3-point range. Foster, who had a 14-point game vs. Seton Hall on Dec. 31, contributed 15 points at UConn on Dec. 18, while hitting three 3-pointers, and 16 points and three more 3-pointers vs. Marquette on Dec. 21.

HUNTER NAMED BIG EAST SPORTSMANSHIP AWARD WINNER: Graduate student **Jerome Hunter**, Xavier's remarkable comeback story, was selected as the 2024-25 BIG EAST Sportsmanship Award winner. Hunter has made an impact with his sportsmanlike play and leadership on and off the court. Hunter has overcome a long list of challenges during his collegiate career, which included two seasons at Indiana before transferring to Xavier before the 2020-21 season. Hunter battled injury issues at Indiana but his return from challenges that made him miss the entire 2023-24 season is nothing short of remarkable. Hunter suffered a heart attack in the preseason and, after a long road back to being cleared for full practice, in early 2024 he tore his Achilles tendon and was shut down for the rest of the season. Throughout his rehabilitation process, Hunter's positive attitude and presence around the team showed his true character.

HUNTER PLAYING A KEY ROLE: Graduate student **Jerome Hunter**, who hit 3-4 3-pointers in the Texas win on Wednesday, hit all four of his shots on his way to nine points at Butler on March 5 and followed that up with 12 points on 4-6 shooting in the win over Providence on March 8. Hunter, who had 12 points and five rebounds in 13 minutes vs. UConn on Jan. 25, contributed 10 points and six rebounds at DePaul on Jan. 11. Hunter posted a season-high 15-point game vs. Marquette on Dec. 21. Hunter has scored in double figures in eight games this season (five BIG EAST games), including 12 points vs. Seton Hall on Dec. 31 on 3-3 shooting (2-2 on 3-pointers). Hunter, who sat out last season for medical reasons, was a star of Xavier's 2023 NCAA Sweet 16 run.

MADDOX HAS GIVEN A BIG LIFT OFF THE BENCH: Graduate student **Dante Maddox Jr.**, who hit 5-7 from the field (3-4 3-pointers) on his way to 16 points in the win over Creighton on March 1, was a big key to keeping XU close in the first half vs. Texas on Wednesday with his 10 points on 3-4 shooting (2-3 3-pointers) before halftime. Maddox is shooting .404 (44-109) from 3-point range, including .451 (32-71) during regular season BIG EAST play. Maddox, who contributed 12 points in the win at Seton Hall on Feb. 23, scored a collegiate career-high tying 26 points at Providence on Feb. 12 on the strength of six 3-pointers (6-9), which also tied his collegiate career high. Both are highs for his XU career. Maddox scored 24 points at Villanova on Feb. 9, hitting 7-10 from the field, including 4-6 from 3-point range. Maddox hit 5-6 from the field, including 3-4 3-pointers, on his way to 14 points to go with three assists in the UConn win on Jan. 25. Maddox, who averaged 18.0 points per game in the two games vs. UConn this season, finished with 22 points (18 in the second half and overtime) and five 3-pointers at UConn on Dec. 18. He hit a pair of free throws with nine seconds left to force overtime at UConn. Maddox contributed 14 points and a collegiate career-high tying six assists vs. Seton Hall on Dec. 31.

MADDOX JR. WAS ON THE BIG EAST HONOR ROLL: Graduate student **Dante Maddox Jr.** was named to the BIG EAST Honor Roll on Feb. 10 after averaging 15.0 points, 2.5 rebounds and 2.5 assists in two games (Georgetown on Feb. 4 and at Villanova on Feb. 9). He shot 75 percent (9-12) overall for the week, including 75 percent (6-8) from 3-point territory. Maddox scored 24 points at Villanova on Feb. 9, hitting 7-10 from the field, including 4-6 from 3-point range. He hit two big second-half 3-pointers in the win over Georgetown on Feb. 4.

HUGLEY MAKING HIS MARK: Graduate student **John Hugley IV** has hit .526 (10-19) from 3-point range this season. Hugley came off the bench at Creighton on Jan. 29, contributing a Xavier career-high 13 points on 5-7 shooting (2-3 3-pointers) to go with six rebounds in 19 minutes of action.

AP TOP 25 CHALLENGES: Xavier completed a stretch of three-straight games against AP Top 25 competition in late January, its second such stretch this season. XU won at then-No. 7 Marquette on Jan. 18, lost in overtime at No. 20 St. John's on Jan. 22 and defeated No. 19 UConn on Jan. 25. Xavier is 2-4 this season vs. the AP Top 25, including four road games (the 59-57 win at No. 7 Marquette, a 68-65 loss at No. 22 Cincinnati and overtime losses at No. 11 UConn and at No. 20 St. John's). XU fell to No. 9 Marquette 72-70 at Cintas Center and won 76-72 over No. 19 UConn at Cintas Center. **Zach Freemantle** got hurt with over four minutes left at Cincinnati and missed the games at UConn and vs. Marquette.

25TH SEASON AT CINTAS CENTER: The Xavier men's basketball team, which completed its 25th season at Cintas Center, has compiled a 338-64 (.841) record in its on-campus home, including 15-2 this season.

TOUGH TICKET: Xavier has sold out 242 games at full arena capacity (now listed at 10,212 capacity) at Cintas Center since it opened for the 2000-01 season, including 10 games this season. Xavier, which welcomed a standing-room-only crowd of 10,674 for the Creighton game on March 1 (ninth-largest crowd in Cintas Center history), has averaged 10,064 fans for its 389 games in 24 seasons played at full capacity since it opened for the 2000-01 season (all but the 2020-21 pandemic year).

GRADUATION STREAK: Xavier has a senior graduation streak of 125 that traces back to 1986, including current scholarship players **Brad Colbert**, **Zach Freemantle**, **Jerome Hunter** and **Dayvion McKnight**.

TWO TOP 100 RANKED SIGNEES: Head coach **Sean Miller** announced the signing of prep standouts **Nyk Lewis** (*pronounced Nick*), a 6-2 guard from Washington, D.C., and Gonzaga High School, and **Jayden Forsythe**, a 6-5 guard/forward from Norristown (Pa.) Westtown School, to Athletics Aid Agreements.



Zach Freemantle, 2024-25 All-BIG EAST Second Team selection by league coaches and 2024-25 NABC All-East District First Team selection, leads Xavier in scoring (fifth in the BIG EAST at 17.2 ppg.) and rebounding (sixth in the BIG EAST at 7.0 rpg.). He has moved up to 10th on Xavier's all-time scoring list (1,744 points) and ninth on Xavier's all-time rebounding list (885 rebounds). Only three other Musketeers are in the top 10 for Xavier in career scoring and rebounding: David West, Tyrone Hill and Romain Sato.




#7 RYAN CONWELL

6-4 • 215

Junior • Guard

Indianapolis, Ind.

Pike HS / Indiana State



CONWELL'S CAREER HIGHS AT XAVIER

Points – 38 vs. Marquette (March 13, 2025)
Field Goals Made – 13 vs. Marquette (March 13, 2025)
Field Goals Attempted – 19 at St. John's (Jan. 22, 2025)
3-Pt Field Goals Made – 7 vs. Marquette (March 13, 2025)
3-Pt Field Goals Attempted – 13 at TCU (Dec. 5, 2024)
Free Throws Made – 12 vs. Villanova (Jan. 14, 2025)
Free Throws Attempted – 14 vs. Villanova (Jan. 14, 2025)
Rebounds – 8 at Providence (Feb. 12, 2025)
Assists – 6 at TCU (Dec. 5, 2024)
Blocks – 1 vs. Georgetown (Feb. 4, 2025), vs. Marquette (Dec. 21, 2024), at TCU (Dec. 5, 2024) and vs. Wake Forest (Nov. 16, 2024) and Texas Southern (Nov. 4, 2024)
Steals – 4 at Villanova (Feb. 9, 2025)
Minutes – 41 at UConn (Dec. 18, 2024)

CONWELL'S COLLEGIATE CAREER HIGHS BEFORE XU

Points – 27 vs. Utah (April 2, 2024) and vs. Ball State (Dec. 16, 2023)
Field Goals Made – 10 vs. Ball State (Dec. 16, 2023)
Field Goals Attempted – 19 vs. Ball State (Dec. 16, 2023)
3-Pt. Field Goals Made – 6 vs. Minnesota (March 24, 2024), and vs. Murray State (March 3, 2024), and at Missouri State (Feb. 10, 2024)
3-Pt. Field Goals Attempted – 11 vs. Utah (April 2, 2024) and vs. Ball State (Dec. 16, 2023)
Free Throws Made – 10 vs. Drake (Feb. 3, 2024)
Free Throws Attempted – 11 vs. Missouri St. (Jan. 16, 2024)
Rebounds – 13 vs. UNI (March 9, 2024)
Assists – 8 vs. Charleston So. (Dec. 2, 2022)
Blocks – 2 vs. UIC (Feb. 24, 2024)
Steals – 4 at UNI (Jan. 7, 2024) and vs. Temple (Jan. 4, 2023)
Minutes – 44 vs. Bradley (Jan. 27, 2024)

2024-25 ... ALL-BIG EAST THIRD TEAM

2024-25 All-BIG EAST Third Team selection by league coaches ... 2024-25 NABC All-East District Second Team ... Second on the team and seventh in the BIG EAST Conference in scoring at 16.7 ppg. ... Fifth in the BIG EAST in free throw percentage at .822; had a streak of 19-straight free throws made earlier this season ... Has hit 41.7 percent from 3-point range (third in the BIG EAST and 29th in the nation), including .568 (25-44) over the last six games ... Recorded his fifth-straight 20-point+ game (team-high 12th of the season) with a collegiate career-high 38 points vs. Marquette on March 13, while hitting a collegiate career-high seven 3-pointers; the effort earned him a spot on the 2025 BIG EAST All-Tournament Team ... Conwell, who had that streak snapped vs. Texas, was the first XU player to score 20+ in five-straight games since Trevon Bluiett accomplished the feat in the 2017-18 season; the only XU player that has had more than five-straight 20+ point games in a row over the last 20 years is Jordan Crawford, who had six-straight in the 2009-10 season ... 21 points vs. Providence on March 8, 21 points at Butler on March 5, hitting 5-8 from 3-point range ... Scored 20 vs. Creighton on March 1 and 22 at Seton Hall on Feb. 23 ... His 3.0 3-pointers made per game rank second in the BIG EAST and 32nd in the nation ... His 98 total 3-pointers made, including four or more in each of the last five games, rank second in the BIG EAST and 31st in the nation; the 98 3-pointers are just eight shy of the single-season school record of 106 set by Quincy Olivari last season ... Has hit at least one 3-pointer in 31 of 33 games this season and has hit at least two 3-pointers in 26 of the first 33 games ... Has scored 1,341 points in his collegiate career ... Led Xavier with 34 points in the Villanova win on Jan. 14, including 28 points in the second half; Xavier trailed 58-55 with 1:51 left but a four-point play (3-pointer and a free throw) from Conwell put Xavier ahead for good at 59-58 with 1:40 left ... Scored 13 of Xavier's final 14 points and set new collegiate highs for free throws made (12) and attempted (14) and had six 3-pointers ... Posted a game-high 21-point effort at St. John's on Jan. 22 ... 23 points at UConn on Dec. 18.

PLENTY OF BIG EAST HONORS

2024-25 All-BIG EAST Third Team selection by league coaches... 2025 BIG EAST All-Tournament Team ... Named to the BIG EAST Honor Roll for the third time this season on Feb. 24 after averaging 18.0 points per game in a pair of wins over Butler on Feb. 18 and at Seton Hall on Feb. 23 ... BIG EAST Honor Roll on Jan. 20; averaged 20 ppg. in two XU wins the previous week, including 34 points in the win over Villanova on Jan. 14 ... BIG EAST Honor Roll on Nov. 18 for his efforts in wins over Jackson State on Nov. 12 and Wake Forest on Nov. 16; 21 points, vs. Wake.

2023-24 (SOPHOMORE AT INDIANA STATE)

Eighth in the MVC in scoring at 16.6 ppg. ... Ranked second in the MVC and 15th in the nation in 3-point field goals with 109 (2.87 per game) ... MVC Newcomer of the Year, MVC Second Team and MVC All-Tournament Team ... Led ISU to a 32-7 record and a runner-up finish in the NIT ... Basketball coach: Josh Schertz.

PERSONAL

Full name is Ryan Christopher Conwell ... Nicknamed RC ... Liberal Arts major ... Son of Daune and Roderick Conwell ... Has one brother, Reilly ... Born June 15, 2004 in Indianapolis, Ind.

2024-25

TEAM	DATE	MIN	FG-FGA	3FG-FGA	FT-FTA	O-D-T	PF	A	TO	BLK	STL	PTS
Texas Southern	11/4	36	6-12	5-10	4-5	1-2-3	0	0	0	1	3	21
IU Indy	11/8	28	6-11	3-6	4-4	1-0-1	3	4	1	0	0	19
Jackson State	11/12	26	5-8	4-6	0-0	0-1-1	3	1	1	0	1	14
Wake Forest	11/16	35	5-14	4-11	7-8	0-0-1	1	4	0	1	3	21
Siena	11/20	25	6-9	4-5	0-0	0-1-1	2	0	2	0	2	16
South Carolina	11/25	37	4-14	2-8	3-5	1-4-5	1	2	2	0	1	13
Michigan	11/27	29	6-13	5-9	2-2	1-3-4	3	0	3	0	1	19
South Carolina St.	12/1	29	3-10	3-9	0-2	0-2-2	5	2	2	0	2	9
at TCU	12/5	34	6-18	4-13	1-1	1-4-5	1	6	3	1	1	17
Morgan State	12/10	29	4-7	2-2	5-6	0-2-2	2	4	0	0	1	15
at Cincinnati	12/14	32	6-13	3-8	2-3	0-6-6	3	0	3	0	1	17
at UConn	12/18	41	9-13	3-5	2-3	0-3-3	4	1	3	0	1	23
Marquette	12/21	33	3-10	1-6	0-2	1-3-4	1	3	3	1	0	7
Seton Hall	12/31	31	7-12	3-7	5-6	0-3-3	5	2	1	0	2	22
at Georgetown	1/3	30	4-11	2-7	2-2	0-3-3	5	1	1	0	1	12
St. John's	1/7	34	1-10	1-8	6-6	0-1-1	3	2	3	0	0	9
at DePaul	1/11	33	5-10	2-7	7-7	0-2-2	3	4	1	0	1	19
Villanova	1/14	31	8-13	6-10	12-14	0-3-3	4	4	1	0	2	34
at Marquette	1/18	34	3-13	0-8	0-0	0-1-1	2	1	3	0	0	6
at St. John's	1/22	40	7-19	4-9	3-3	0-3-3	2	1	2	0	2	21
UConn	1/25	32	1-6	0-2	2-2	0-3-3	2	1	1	0	1	4
at Creighton	1/29	35	7-15	4-8	2-3	1-0-1	3	3	0	0	1	20
Georgetown	2/4	32	3-12	1-7	4-5	0-4-4	2	4	1	1	2	11
at Villanova	2/9	36	1-5	1-2	0-2	0-3-3	2	5	2	0	4	3
at Providence	2/12	31	4-12	2-7	7-8	1-7-8	2	4	3	0	1	17
DePaul	2/15	34	6-9	2-4	0-0	0-2-2	2	2	1	0	2	14
Butler	2/18	32	6-13	2-7	0-0	0-4-4	1	4	2	0	1	14
at Seton Hall	2/23	31	5-7	4-6	8-8	0-2-2	4	0	1	0	2	22
Creighton	3/1	36	7-11	4-6	2-3	0-5-5	2	2	3	0	1	20
at Butler	3/5	35	6-12	5-8	4-4	0-1-1	2	4	0	0	2	21
Providence	3/8	37	6-14	4-10	5-6	0-1-1	1	5	4	0	0	21
Marquette	3/13	35	13-18	7-11	5-6	0-3-3	2	3	1	0	0	38
Texas	3/19	32	4-7	1-3	2-3	1-1-2	4	3	0	1	1	11

SEASON	TEAM	GP-GS	MIN/AVG	Field Goals		3-Point		F-Throws		Rebounds				Scoring						
				FG-FGA	FG%	3FG-3FGA	3FG%	FT-FTA	FT%	OFF	DEF	TOT	AVG	PF-FO	A	TO	BLK	STL	PTS	AVG
2022-23	USF	32-21	588/18.4	52-153	.340	27-90	.300	31-38	.816	11	50	61	1.9	53-1	60	42	2	28	162	5.1
2023-24	INS	38-38	1290/33.9	204-423	.482	109-268	.407	112-131	.855	29	191	220	5.8	105-2	95	65	10	41	629	16.6
2024-25	XU	33-33	1085/32.9	173-381	.454	98-235	.417	106-129	.822	9	83	92	2.8	82-3	84	54	6	43	550	16.7
TOTAL FOR XU		33-33	1085/32.9	173-381	.454	98-235	.417	106-129	.822	9	83	92	2.8	82-3	84	54	6	43	550	16.7
TOTAL		103-92	2962/28.8	429-957	.448	234-593	.395	249-298	.836	49	324	373	3.6	240-6	239	161	18	112	1341	13.0



#11 CAM FLETCHER



6-7 • 225
Grad Student • Forward
St. Louis, Mo.
Vashon HS / Florida State

FLETCHER'S CAREER HIGHS AT XAVIER

Points – 8 vs. Morgan State (Dec. 10, 2024)
Field Goals Made – 3 vs. Morgan State (Dec. 10, 2024)
Field Goals Attempted – 3 vs. Morgan State (Dec. 10, 2024)
3-Pt Field Goals Made – 2 vs. Morgan State (Dec. 10, 2024)
3-Pt Field Goals Attempted – 2 vs. Morgan State (Dec. 10, 2024)
Free Throws Made – 2 vs. St. John's (Jan. 7, 2025)
Free Throws Attempted – 2 vs. St. John's (Jan. 7, 2025)
Rebounds – 6 vs. Morgan State (Dec. 10, 2024)
Assists – 1 vs. St. John's (Jan. 7, 2025), at UConn (Dec. 18, 2024) and vs. Morgan State (Dec. 10, 2024)
Blocks – 0
Steals – 1 vs. St. John's (Jan. 7, 2025)
Minutes – 11 vs. Morgan State (Dec. 10, 2024)

FLETCHER'S COLLEGIATE CAREER HIGHS BEFORE XU

Points - 23 vs. Mercer (Nov. 21, 2022)
Field Goals Made - 9 vs. Mercer (Nov. 21, 2022)
Field Goals Attempted - 16 at UCF (Nov. 11, 2022)
3-Pt. Field Goals Made - 3 vs. Stanford (Nov. 25, 2022) and vs. Mercer (Nov. 21, 2022)
3-Pt. Field Goals Attempted - 7 vs. Stanford (Nov. 25, 2022) and at UCF (Nov. 11, 2022)
Free Throws Made - 7 vs. Clemson (Feb. 15, 2022)
Free Throws Attempted - 8 vs. Clemson (Feb. 15, 2022)
Rebounds - 10 vs. Purdue (Nov. 30, 2022), vs. Troy (Nov. 14, 2022) and at North Carolina (Feb. 12, 2022)
Assists - 3 at Duke (Feb. 19, 2022), vs. Nebraska (Nov. 27, 2022) and vs. Morehead St. (Nov. 25, 2020)
Blocks - 3 at Virginia (Feb. 26, 2022)
Steals - 5 vs. Siena (Nov. 24, 2022), vs. Penn (Nov. 10, 2021)
Minutes - 36 vs. Troy (Nov. 14, 2022)

2024-25

Has played in 11 games ... Played 10 minutes at UConn on Dec. 18 ... Contributed eight points, hitting 3-3 from the field (2-2 from 3-point range), to go with six rebounds in 11 minutes vs. Morgan State on Dec. 10.

2023-24 (AS A SENIOR AT FLORIDA STATE)

Played in just seven games before a knee injury ended his season ... 13 points with five rebounds, two assists and two steals in Florida State's season-opening win over Kennesaw State on Nov. 10 ... Basketball coach: Leonard Hamilton during his three seasons at Florida State.

2022-23 (AS A JUNIOR AT FLORIDA STATE)

Averaged 10.8 points, 7.5 rebounds and 1.3 steals while playing in 10 games and averaging 29.0 minutes played per game ... Suffered a season-ending injury to his right knee at Virginia on Dec. 3, 2022 ... Was ranked fourth on the team in scoring and was Florida State's leading rebounder at the time of the injury ... Double-double with 15 points and 10 rebounds against Troy on Nov. 14 ... Posted four consecutive double-figure scoring games: against Mercer on Nov. 21 (23 points), vs. Siena on Nov. 24 (13 points), vs. Stanford on Nov. 25 (12 points) and vs. Nebraska on Nov. 27 (10 points) ... Had nine points and 10 rebounds vs. Purdue on Nov. 30.

2021-22 (AS A SOPHOMORE AT FLORIDA STATE)

Played in 29 games, averaging 16.3 minutes per game ... Posted nine games in double figures in scoring ... Had a stretch of four straight double-figure scoring games in ACC play: at North Carolina on Feb. 12 (first career double-double with 16 points and 10 rebounds), Clemson on Feb. 15 (17), at Duke on Feb. 19 (12) and at Boston College on Feb. 21 (16).

2020-21 (FRESHMAN AT KENTUCKY)

Played in nine games as a freshman, averaging 6.7 minutes per game ... Basketball coach: John Calipari.

AT VASHON HIGH SCHOOL

20.6 points, 9.8 rebounds and 2.7 blocks per game as a senior, earning Honorable Mention All-America honors (MaxPreps) ... Missouri Basketball Coaches Association Class 4 Player of the Year... Won two state titles.

PERSONAL

Full name is Cam'Ron Nazir Fletcher ... Nicknamed Cam or Fletch ... Working on his master's degree in Sport Administration ... Earned a bachelor's degree in Interdisciplinary Social Science ... Parents are Tamika Fletcher and Michael Henderson ... Has two brothers, Jalen and Jayden, and one sister, Raven ... Born July 10, 2002 in St. Louis, Mo.

2024-25

TEAM	DATE	MIN	FG-FGA	3FG-FGA	FT-FTA	O-D-T	PF	A	TO	BLK	STL	PTS
Texas Southern	11/4	DNP										
IU Indy	11/8	DNP										
Jackson State	11/12	5	0-1	0-1	0-0	0-4-4	0	0	0	0	0	0
Wake Forest	11/16	DNP										
Siena	11/20	3	0-0	0-0	0-0	0-0-0	0	0	0	0	0	0
South Carolina	11/25	DNP										
Michigan	11/27	DNP										
South Carolina St.	12/1	DNP										
at TCU	12/5	DNP										
Morgan State	12/10	11	3-3	2-2	0-0	1-5-6	2	1	0	0	0	8
at Cincinnati	12/14	DNP										
at UConn	12/18	10	0-0	0-0	0-0	0-1-1	1	1	0	0	0	0
Marquette	12/21	4	1-1	0-0	0-0	0-0-0	1	0	0	0	0	2
Seton Hall	12/31	5	1-1	0-0	0-0	0-0-0	0	0	0	0	0	2
at Georgetown	1/3	DNP										
St. John's	1/7	3	0-0	0-0	2-2	0-1-1	0	1	0	0	1	2
at DePaul	1/11	1	0-0	0-0	0-0	0-0-0	0	0	0	0	0	0
Villanova	1/14	DNP										
at Marquette	1/18	DNP										
at St. John's	1/22	1	0-0	0-0	0-0	0-0-0	1	0	0	0	0	0
UConn	1/25	DNP										
at Creighton	1/29	DNP										
Georgetown	2/4	DNP										
at Villanova	2/9	2	0-0	0-0	0-0	0-0-0	0	0	0	0	0	0
at Providence	2/12	DNP										
DePaul	2/15	1	0-0	0-0	0-0	0-0-0	0	0	0	0	0	0
Butler	2/18	DNP										
at Seton Hall	2/23	DNP										
Creighton	3/1	DNP										
at Butler	3/5	DNP										
Providence	3/8	DNP										
Marquette	3/13	DNP										
Texas	3/19	DNP										

SEASON	TEAM	GP-GS	MIN/AVG	Field Goals		3-Point		F-Throws		Rebounds				Scoring						
				FG-FGA	FG%	3FG-FGA	3FG%	FT-FTA	FT%	OFF	DEF	TOT	AVG	PF-FO	A	TO	BLK	STL	PTS	AVG
2020-21	UK	9-1	60/6.7	7-13	.538	1-4	.250	0-2	.000	3	12	15	1.7	10-0	3	3	0	5	15	1.7
2021-22	FSU	29-0	472/16.3	76-160	.475	21-58	.362	25-33	.758	37	63	100	3.4	48-0	26	43	5	27	198	6.8
2022-23	FSU	10-9	290/29.0	41-104	.394	15-45	.333	11-18	.611	17	58	75	7.5	25-0	11	20	6	13	108	10.8
2023-24	FSU	7-0	111/15.9	19-49	.388	5-17	.294	4-7	.571	9	26	35	5.0	12-0	7	12	4	8	47	6.7
2024-25	XU	11-0	46/4.2	5-6	.833	2-3	.667	2-2	1.000	1	11	12	1.1	5-0	3	0	0	1	14	1.3
TOTAL FOR XU		11-0	46/4.2	5-6	.833	2-3	.667	2-2	1.000	1	11	12	1.1	5-0	3	0	0	1	14	1.3
TOTAL		66-10	979/14.8	148-332	.446	44-127	.346	42-62	.677	67	170	237	3.6	100-0	50	78	15	54	382	5.8

#1 MARCUS FOSTER

6-5 • 215

Grad Student • Guard

Atlanta, Ga.

Drew Charter HS / Furman



2024-25

Scored 16 of his team-high and Xavier career-high 22 points in the second half to lead the comeback win over Texas on Wednesday; hit 8-9 from the field (4-5 3-pointers) vs. the Longhorns, including 6-6 (4-4 3-pointers) in the second half ... Third on the team in rebounding at 4.9 rpg. but has snagged 6.0 rpg. over the last 15 games ... Posted his first double-double as a Musketeeer with 17 points and a Xavier career-high 13 rebounds in the Georgetown win on Feb. 4 ... Shooting .400 (44-110) from 3-point range ... Nine points, eight rebounds and a Xavier career-high tying three steals at Marquette on Jan. 18 ... 14 points vs. Seton Hall on Dec. 31 ... 15 points at UConn on Dec. 18, while connecting on three 3-pointers; followed that up with a team-high 16 points, including another three treys, vs. Marquette on Dec. 21.

2023-24 (SENIOR AT FURMAN)

Earned 2023-24 Second Team All-Southern Conference and 2024 All-SoCon Tournament honors ... Played four seasons and was a three-year starter at Furman, playing 112 games with 80 starts ... Ranked fifth in the Southern Conference in scoring at 17.0 ppg. and seventh in rebounding at 7.5 rpg. ... Led the team in rebounding and was second in scoring ... Scored in double figures 21 times in his 24 games, including back-to-back 30-point games vs. Liberty and at Coastal Carolina in November ... Missed nine games due to injury ... Basketball coach: Bob Richey during his entire Furman career.

2022-23 (JUNIOR AT FURMAN)

Played in all 36 games and averaged 10.6 points and 5.1 rebounds per game while shooting 36.1 percent from 3-point range ... Team finished 28-8 overall, sharing the 2022-23 Southern Conference Regular Season title with Samford with a 15-3 record and capturing the 2023 SoCon Tournament Championship and the automatic berth to the 2023 NCAA Tournament ... Tallied 14 points and five rebounds in Furman's 68-67 win over No. 4 seed Virginia in the opening round of the NCAA Tournament on March 16.

2021-22 (SOPHOMORE AT FURMAN)

Played in 34 games with 27 starts ... Posted his first career double-double with 15 points and 10 boards in a win at USC Upstate on Nov. 27 ... Followed that big effort with 15 points and 14 rebounds in a victory at High Point on Nov. 30 ... Scored 14 points in a win over Wofford on Feb. 19.

AT DREW CHARTER HIGH SCHOOL

First Team Class A Public as a senior ... Averaged 20 ppg. over his final two seasons ... Basketball coach: James Williams.

PERSONAL

Full name is Marcus Ryan Foster ... Working on his master's degree in Sport Administration at Xavier after earning his undergraduate degree in History from Furman ... Parents are Sheri and Marcus Foster ... Has two siblings, Nya and Zac ... Born Jan. 6, 2002 in Atlanta, Ga.

FOSTER'S CAREER HIGHS AT XAVIER

Points – 22 vs. Texas in NCAA Tournament (March 19, 2025)
Field Goals Made – 8 vs. Texas in NCAA Tournament (March 19, 2025)
Field Goals Attempted – 12 vs. Marquette (Dec. 21, 2024) and at UConn (Dec. 18, 2024)
3-Pt Field Goals Made – 4 vs. Texas in NCAA Tournament (March 19, 2025) and vs. Morgan State (Dec. 10, 2024)
3-Pt Field Goals Attempted – 7 vs. Marquette (Dec. 21, 2024)
Free Throws Made – 5 vs. DePaul (Feb. 15, 2025) and South Carolina State (Dec. 1, 2024)
Free Throws Attempted – 6 vs. South Carolina State (Dec. 1, 2024)
Rebounds – 13 vs. Georgetown (Feb. 4, 2025)
Assists – 8 vs. Jackson State (Nov. 12, 2024)
Blocks – 2 at Seton Hall (Feb. 23, 2025)
Steals – 3 vs. Providence (March 8, 2025), at Marquette (Jan. 18, 2025) and vs. Wake Forest (Nov. 16, 2024)
Minutes – 36 at St. John's (Jan. 22, 2025)

FOSTER'S COLLEGIATE CAREER HIGHS AT FURMAN

Points – 30 at Coastal Carolina (Nov. 17, 2023) and vs. Liberty (Nov. 16, 2023)
Field Goals Made – 12 at Coastal Carolina (Nov. 17, 2023)
Field Goals Attempted – 23 at Coastal Carolina (Nov. 17, 2023)
3-Pt. Field Goals Made – 7 vs. VMI (Dec. 29, 2022)
3-Pt. Field Goals Attempted – 12 vs. VMI (Dec. 29, 2022)
Free Throws Made – 10 vs. UNC Greensboro (Feb. 4, 2024)
Free Throws Attempted – 13 vs. UNC Greensboro (Feb. 4, 2024)
Rebounds – 15 at The Citadel (Jan. 31, 2024)
Assists – 7 at The Citadel (Jan. 31, 2024)
Blocks – 3 vs. VMI (Jan. 26, 2022)
Steals – 4 vs. Samford (Jan. 25, 2023) and at Mercer (Jan. 29, 2022)
Minutes – 41 vs. UNC Greensboro (Jan. 14, 2023)

2024-25

TEAM	DATE	MIN	FG-FGA	3FG-FGA	FT-FTA	O-D-T	PF	A	TO	BLK	STL	PTS
Texas Southern	11/4	27	0-5	0-3	2-3	1-5-6	3	1	0	1	0	2
IU Indy	11/8	18	3-6	1-1	2-2	2-3-5	1	2	1	0	1	9
Jackson State	11/12	23	1-4	0-2	0-0	0-6-6	1	8	1	0	1	2
Wake Forest	11/16	25	3-5	2-3	0-0	1-1-2	2	1	1	0	3	8
Siena	11/20	25	5-7	2-2	0-0	0-5-5	2	5	1	0	1	12
South Carolina	11/25	23	4-8	1-2	0-0	1-1-2	2	1	1	0	0	9
Michigan	11/27	29	4-9	1-2	1-3	1-4-5	2	1	0	0	0	10
South Carolina St.	12/1	24	1-5	1-4	5-6	1-4-5	3	4	1	0	1	8
at TCU	12/5	21	0-2	0-1	0-0	2-2-4	1	2	2	0	0	0
Morgan State	12/10	21	7-11	4-6	0-0	0-5-5	1	2	1	0	1	18
at Cincinnati	12/14	30	2-7	2-4	0-0	1-4-5	3	0	0	0	0	6
at UConn	12/18	32	5-12	3-6	2-2	1-0-1	3	1	0	0	2	15
Marquette	12/21	33	5-12	3-7	3-3	0-3-3	2	3	1	0	0	16
Seton Hall	12/31	29	5-7	2-4	2-4	2-4-6	4	2	0	1	0	14
at Georgetown	1/3	31	2-8	0-4	1-2	1-5-6	2	0	2	0	1	5
St. John's	1/7	25	1-6	1-2	0-0	0-2-2	1	2	1	0	0	3
at DePaul	1/11	25	2-7	1-2	1-2	1-1-2	0	0	0	0	1	6
Villanova	1/14	22	2-5	2-4	0-0	0-1-1	3	1	1	0	0	6
at Marquette	1/18	28	3-6	1-3	2-3	0-8-8	2	1	2	0	3	9
at St. John's	1/22	36	3-6	3-5	0-0	2-5-7	3	2	2	0	2	9
UConn	1/25	27	1-3	1-3	2-2	0-7-7	3	1	1	0	1	5
at Creighton	1/29	26	0-4	0-2	2-2	2-4-6	2	0	0	0	1	2
Georgetown	2/4	27	5-7	3-3	4-4	3-10-13	0	2	3	0	1	17
at Villanova	2/9	31	4-9	1-5	1-1	2-4-6	4	1	1	0	2	10
at Providence	2/12	28	0-5	0-2	0-0	0-3-3	1	3	1	0	2	0
DePaul	2/15	27	3-8	0-3	5-5	0-2-2	3	0	0	0	2	11
Butler	2/18	28	2-5	2-3	3-4	0-4-4	1	2	2	0	1	9
at Seton Hall	2/23	25	3-9	0-5	2-2	1-3-4	2	2	2	2	1	8
Creighton	3/1	29	1-3	1-1	0-1	1-2-3	0	5	0	1	1	3
at Butler	3/5	29	0-4	0-3	0-0	1-5-6	1	4	1	0	0	0
Providence	3/8	30	2-6	1-4	1-3	0-7-7	2	2	1	0	3	6
Marquette	3/13	33	2-6	1-4	0-0	1-5-6	2	4	1	0	0	5
Texas	3/19	31	8-9	4-5	2-2	0-8-8	2	2	1	0	0	22

SEASON	TEAM	GP-GS	MIN/AVG	Field Goals			3-Point		F-Throws		Rebounds				Scoring					
				FG-FGA	FG%	3FG-FGA	3FG%	FT-FTA	FT%	OFF	DEF	TOT	AVG	PF-FO	A	TO	BLK	STL	PTS	AVG
2020-21	Furman	18-0	172/9.5	16-38	.421	2-10	.200	14-22	.636	9	30	39	2.2	23-0	7	11	1	9	48	2.7
2021-22	Furman	34-27	803/23.6	100-222	.450	28-80	.350	60-78	.769	52	117	169	5.0	74-0	38	34	9	37	288	8.5
2022-23	Furman	36-29	1055/29.3	129-308	.419	65-180	.361	57-69	.826	44	141	185	5.1	78-0	42	36	10	38	380	10.6
2023-24	Furman	24-24	748/31.2	136-320	.425	49-165	.297	87-107	.813	21	158	179	7.5	46-0	42	48	7	24	408	17.0
2024-25	XU	33-33	897/27.2	89-216	.412	44-110	.400	43-56	.768	28	133	161	4.9	64-0	67	32	5	32	265	8.0
TOTAL FOR XU		33-33	897/27.2	89-216	.412	44-110	.400	43-56	.768	28	133	161	4.9	64-0	67	32	5	32	265	8.0
TOTAL		145-113	3675/25.3	470-1104	.426	188-545	.345	261-332	.786	154	579	733	5.1	285-0	196	161	32	140	1389	9.6



#32 ZACH FREEMANTLE



6-9 • 227

Grad Student • Forward
Teaneck, N.J.
Bergen Catholic High School

FREEMANTLE'S CAREER HIGHS AT XAVIER

Points – 30 vs. Georgetown (Jan. 21, 2023) and UConn (Feb. 13, 2021)
Field Goals Made – 13 vs. UConn (Feb. 13, 2021)
Field Goals Attempted – 26 vs. UConn (Feb. 13, 2021)
3-Pt Field Goals Made – 4 vs. Oklahoma (Dec. 9, 2020)
3-Pt Field Goals Attempted – 8 at Georgetown (March 2, 2021)
Free Throws Made – 9 vs. Morgan State (Dec. 10, 2024) and Texas Southern (Nov. 4, 2024)
Free Throws Attempted – 12 vs. Morgan State (Dec. 10, 2024)
Rebounds – 15 vs. UConn (Feb. 13, 2021)
Assists – 10 vs. Fairfield (Nov. 15, 2022)
Blocks – 5 vs. UConn (Nov. 22, 2019)
Steals – 4 vs. South Carolina State (Dec. 1, 2024), Texas Southern (Nov. 4, 2024) and Montana (Nov. 11, 2022)
Minutes – 49 at Providence (Feb. 23, 2022)

2024-25 ... ALL-BIG EAST SECOND TEAM

2024-25 All-BIG EAST Second Team selection by league coaches ... 2024-25 NABC All-East District First Team ... Leads the team in scoring (fifth in the BIG EAST at 17.2 ppg.) and rebounding (sixth in the BIG EAST at 7.0 rpg.) ... Has averaged 18.8 ppg. and shot 57.9 percent from the field over the last nine games as XU has gone 8-1 ... Scored 25 points on 11-16 shooting win the win over Providence on March 8, 24 points on 12-17 shooting at Butler on March 5 and 23 points on 10-14 shooting in the Creighton win on March 1 ... Fourth in the BIG EAST in field goal percentage (.524) and ninth in free throw percentage (.765) ... Fifth in the BIG EAST in defensive rebounding at 5.2 drpg. ... Has scored in double figures in all of the 30 games he has played this season ... The 30-game streak marks his best streak in a single season as a Musketeer; if you add the last game he played before this season (18 points at Creighton in 2023), he has an active streak of 31-straight games ... Posted his fifth double-double of the season and the 25th of his career with 14 points and 10 rebounds in the win at Marquette on Jan. 18 ... 20 points and 10 rebounds at DePaul on Jan. 11 ... Returned to action on Jan. 3 at Georgetown after missing Xavier's first three BIG EAST games due to a knee injury.

TOP 10 ON XAVIER'S CAREER SCORING AND REBOUNDING LISTS

Has scored 1,744 career points in 135 career games, which is 10th on XU's all-time scoring chart ... Ninth on XU's all-time rebounding list with 885 rebounds ... Only three other Musketeers are in the top 10 for Xavier in career scoring and rebounding: **David West**, **Tyrone Hill** and **Romain Sato**.

PLENTY OF BIG EAST CONFERENCE HONORS AND MORE

2024-25 All-BIG EAST Second Team selection by league coaches, a selection he also earned in the 2020-21 season ... Earned his fifth BIG EAST weekly award of the season on March 9; BIG EAST Honor Roll after averaging 24.5 points, 8.0 rebounds, 2.0 assists, 1.0 blocks and 1.5 steals in a pair of Xavier wins, while shooting 69.7 percent (23-33) from the field combined in wins at Butler and vs. Providence ... Collected four BIG EAST Honor Roll Awards this season and one BIG EAST Player of the Week honor ... BIG EAST Honor Roll on March 3 after leading XU with 23 points, hitting 10-14 from the field, to go with six rebounds in the Creighton win on March 1 ... Earned BIG EAST Conference Player of the Week on Feb. 17 after averaging 21.0 points and 9.0 rebounds in a pair of wins; had 23 points and nine rebounds at Providence on Feb. 12 and 19 points and nine rebounds vs. DePaul on Feb. 15 ... BIG EAST Honor Roll honors twice in December, including on Dec. 16 after averaging 22.5 points and 8.5 rebounds per game vs. Morgan State on Dec. 10 and at Cincinnati on Dec. 14 ... Averaged 15.7 points and 8.7 boards against South Carolina, Michigan and South Carolina State to earn the honor on Dec. 2 ... All-Tournament Team honors at the Ft. Myers Tip-Off; 16 points and nine rebounds in the win over South Carolina on Nov. 25 and followed that up with a double-double vs. Michigan (14 points and 10 rebounds) on Nov. 27.

OUT OF REGULAR SEASON GAME ACTION SINCE 2023

Left foot injury and surgery kept him out of action for the final 15 games in 2022-23; needed another surgery prior to the 2023-24 season ... Career-high tying 30 points to go with 11 rebounds and seven assists vs. Georgetown on Jan. 21.

ONE OF ONLY FOUR XAVIER PLAYERS TO RECORD A TRIPLE-DOUBLE

Recorded a triple-double with 15 points, 13 rebounds and a career-high 10 assists in the Fairfield win on Nov. 15, 2022, the first triple-double by a Xavier player since Myles Davis on Feb. 17, 2016 ... Only two other XU players have recorded a triple-double: 2003 National Player of the Year David West did it once and All-American Tu Holloway did it twice.

AS A JUNIOR (2021-22)

Fourth on the team in scoring at 10.4 ppg., including 12.6 ppg. in the NIT.

BIG EAST HONORS AS A SOPHOMORE (2020-21) AND A FRESHMAN (2019-20)

Selected to the 2020-21 All-BIG EAST Second Team by the league coaches, who also chose him for 2020-21 BIG EAST Most Improved Player Award honors ... 2019-20 BIG EAST All-Freshman Team.

PERSONAL

Full name is Zachary Vincent Freemantle ... Nicknamed Big Frosty ... Bachelor's degree in Sport Administration; now working on his MBA ... Named to the NABC Honors Court list ... Parents are Larry and Michaela Freemantle ... Sibling is Ian ... Born on October 18, 2000 in Teaneck, N.J.

TEAM-25

TEAM	DATE	MIN	FG-FGA	3FG-FGA	FT-FTA	O-D-T	PF	A	TO	BLK	STL	PTS
Texas Southern	11/4	33	5-9	0-1	9-10	1-10-11	3	2	3	1	4	19
IU Indy	11/8	26	5-8	0-0	7-8	1-5-6	1	2	0	2	0	17
Jackson State	11/12	25	8-11	4-5	1-2	1-3-4	2	3	0	0	0	21
Wake Forest	11/16	33	5-13	0-2	1-1	3-3-6	0	4	0	0	2	11
Siena	11/20	28	4-10	1-2	1-1	0-9-9	2	3	1	0	2	10
South Carolina	11/25	29	6-8	0-2	4-7	3-6-9	3	2	0	2	1	16
Michigan	11/27	29	7-16	0-5	0-0	2-8-10	3	1	3	0	0	14
South Carolina St.	12/1	36	6-10	0-1	5-9	0-7-7	1	2	2	2	4	17
at TCU	12/5	35	8-13	0-4	0-0	3-3-6	2	1	3	1	0	16
Morgan State	12/10	22	8-11	2-3	9-12	3-7-10	0	4	0	1	0	27
at Cincinnati	12/14	35	6-16	1-5	5-5	2-5-7	2	4	2	0	3	18
at UConn	12/18	DNP										
Marquette	12/21	DNP										
Seton Hall	12/31	DNP										
at Georgetown	1/3	31	5-12	2-3	4-7	3-4-7	1	1	3	0	1	16
St. John's	1/7	34	8-18	1-3	5-5	1-2-3	2	2	2	0	2	22
at DePaul	1/11	32	8-15	2-2	2-2	1-9-10	3	1	4	0	1	20
Villanova	1/14	36	3-10	0-3	4-6	2-7-9	0	3	3	0	0	10
at Villanova	1/18	32	6-12	0-1	2-4	1-9-10	3	1	2	1	0	14
at Marquette	1/22	38	6-14	0-3	2-2	2-3-5	5	4	2	4	1	14
at St. John's	1/25	36	5-15	1-6	4-7	1-4-5	2	2	1	2	1	15
UConn	1/29	24	6-12	2-5	2-2	3-3-6	4	3	0	1	0	16
at Creighton	2/4	34	7-12	1-4	2-2	0-3-3	1	2	1	0	2	17
at Villanova	2/9	33	8-16	2-4	0-1	2-3-5	1	1	3	0	1	18
at Providence	2/12	26	7-15	3-5	6-7	5-4-9	2	0	2	0	2	23
DePaul	2/15	29	7-11	1-2	4-4	1-8-9	0	1	1	0	0	19
Butler	2/18	30	6-14	0-4	2-2	2-3-5	2	0	1	1	3	14
at Seton Hall	2/23	30	5-10	1-5	0-1	0-7-7	3	0	6	1	0	11
Creighton	3/1	30	10-14	2-6	1-1	0-6-6	2	3	0	1	0	23
at Butler	3/5	31	12-17	0-1	0-0	4-4-8	2	2	1	2	2	24
Providence	3/8	31	11-16	1-2	2-3	4-4-8	2	2	4	0	1	25
Marquette	3/13	32	6-11	1-2	2-2	1-6-7	1	5	2	0	0	15
Texas	3/19	28	6-13	1-5	2-2	0-2-2	4	2	1	0	1	15

SEASON	TEAM	GP-GS	MIN/AVG	Field Goals			3-Point		F-Throws		Rebounds				Scoring					
				FG-FGA	FG%	3FG-3FGA	3FG%	FT-FTA	FT%	OFF	DEF	TOT	AVG	PF-FO	A	TO	BLK	STL	PTS	AVG
2019-20	XU	32-14	659/20.6	92-200	.460	12-34	.353	45-57	.789	50	87	137	4.3	64-2	18	28	22	17	241	7.5
2020-21	XU	21-21	660/31.4	138-269	.513	25-78	.321	38-64	.594	41	146	187	8.9	49-2	30	42	18	15	339	16.1
2021-22	XU	30-22	824/27.5	128-272	.471	12-46	.261	44-67	.657	49	124	173	5.8	63-2	39	38	20	27	312	10.4
2022-23	XU	22-21	630/28.6	137-234	.585	14-22	.636	47-72	.653	34	145	179	8.1	47-1	64	57	15	19	335	15.2
2024-25	XU	30-28	930/31.0	200-382	.524	29-96	.302	88-115	.765	52	157	209	7.0	59-1	63	53	24	31	517	17.2
TOTAL		135-106	3703/27.4	695-1357	.512	92-276	.333	262-375	.699	226	659	885	6.6	282-8	214	218	99	109	1744	12.9

**#4
JOHN
HUGLEY IV**



6-11 • 270
Grad Student • Forward
Cleveland, Ohio
Brush HS / Oklahoma

2024-25

Has hit .526 (10-19) from 3-point range this season ... Came off the bench at Creighton on Jan. 29, contributing a season-high 13 points on 5-7 shooting (2-3 3-pointers) to go with six rebounds in 19 minutes of action ... Scored 11 points and grabbed five rebounds in 15 minutes vs. Seton Hall on Dec. 31 ... Seven points and three rebounds in 10 minutes vs. St. John's on Jan. 7 ... Played 20 minutes at UConn on Dec. 18 ... Contributed 11 points, seven rebounds and three assists in the Jackson State win on Nov. 12.

2023-24 (REDSHIRT JUNIOR AT OKLAHOMA)

Appeared in 24 games with one start ... Scored in double figures eight times, including 11 points in a win at Cincinnati on Jan. 20 ... Shot 54.8 percent (69-126) from the field and 75.8 percent (50-66) from the line ... Scored 14 points, hitting 5-7 shots including 4-4 from 3-point range, in a win over USC on Nov. 24 ... Posted a double-double with 15 points and 10 rebounds versus Arkansas-Pine Bluff on Nov. 30 ... Six points and three rebounds in the Providence win on Dec. 5 ... Basketball coach: Porter Moser.

2022-23 (REDSHIRT SOPHOMORE AT PITT)

Appeared in eight games with six starts before having his season cut short by injury ... Had nine points and a block against Michigan on Nov. 16 ... Had 17 points on 7-10 shooting against Farleigh Dickenson on Nov. 22 ... Basketball coach: Jeff Capel for his Pitt career.

2021-22 (REDSHIRT FRESHMAN AT PITT)

Enjoyed a big redshirt freshman season at Pitt when he started 31 games and led the team in scoring at 14.8 ppg. and rebounding at 7.9 rpg., while earning 2021-22 Honorable Mention All-ACC honors ... Posted a 32-point, 13-rebound game in a win over Boston College on Jan. 8, hitting 8-13 from the field and 15-20 from the free throw line ... Scored in double figures 23 times, including each of his final seven games ... Had eight games of at least 20 points ... Contributed 25 points and 14 rebounds vs. Minnesota on Nov. 30 ... Scored 18 points in the win at North Carolina on Feb. 16 ... 21 points and 10 rebounds in a win over North Carolina State on Feb. 12 ... Had 11 points and 18 rebounds in a win over Syracuse on Jan. 25.

AT BRUSH HIGH SCHOOL

The former First Team All-Ohio and Ohio Mr. Basketball Runner-up scored a Brush High School record 52 points in a win his senior year ... A consensus four-star and Top 100 prospect ... Basketball coach: Chester Mason.

PERSONAL

Full name is John Ike Hugley IV ... Nicknamed Big John or Ike ... Earned his bachelor of arts degree in Multidisciplinary Studies from Oklahoma ... Working on his master's degree in Sport Administration at Xavier ... Parents are Marquette Washington and John Ike Hugley III ... Has three siblings: Janiya, Jasmine and Marlei ... Has a one-year old daughter: Joliffa L. Hugley ... Born Nov. 29, 2001 in Cleveland, Ohio.

HUGLEY'S CAREER HIGHS AT XAVIER

Points – 13 at Creighton (Jan. 29, 2025)
Field Goals Made – 5 at Creighton (Jan. 29, 2025)
Field Goals Attempted – 7 at Creighton (Jan. 29, 2025), vs. Morgan State (Dec. 10, 2024) and vs. Jackson State (Nov. 12, 2024)
3-Pt Field Goals Made – 2 at Creighton (Jan. 29, 2025)
3-Pt Field Goals Attempted – 3 at Creighton (Jan. 29, 2025)
Free Throws Attempted – 7 vs. vs. Seton Hall (Dec. 31, 2024)
Rebounds – 7 vs. Morgan State (Dec. 10, 2024) and Jackson State (Nov. 12, 2024)
Assists – 3 vs. Creighton (March 1, 2025) and Jackson State (Nov. 12, 2024)
Blocks – 1 vs. Jackson State (Nov. 12, 2024)
Steals – 1 vs. Siena (Nov. 20, 2024)
Minutes – 22 vs. Jackson State (Nov. 12, 2024)

HUGLEY'S COLLEGIATE CAREER HIGHS BEFORE XU

Points - 32 vs. Boston College (Jan. 8, 2022)
Field Goals Made - 10 vs. The Citadel (Nov. 9, 2021)
Field Goals Attempted - 20 vs. The Citadel (Nov. 9, 2021)
3-Pt Field Goals Made - 4 vs. Southern California (Nov. 24, 2023)
3-pt Field Goals Attempted – 5 at Virginia (Dec. 3, 2021)
Free Throws Made - 15 vs. Boston College (Jan. 8, 2022)
Free Throws Attempted - 20 vs. Boston College (Jan. 8, 2022)
Rebounds - 18 vs. Syracuse (Jan. 25, 2022)
Assists - 6 vs. NC State (Feb. 12, 2022)
Blocks - 2 Five Times
Steals - 3 at Boston College (Jan. 30, 2022) and vs. Notre Dame (Dec. 28, 2021)
Minutes - 37 vs. Boston College (Jan. 8, 2022) and vs. Monmouth (Dec. 12, 2021)

2024-25

TEAM	DATE	MIN	FG-FGA	3FG-FGA	FT-FTA	O-D-T	PF	A	TO	BLK	STL	PTS
Texas Southern	11/4	6	0-1	0-1	1-2	0-2-2	1	0	0	0	0	1
IU Indy	11/8	14	2-2	0-0	4-4	1-1-2	1	2	2	0	0	8
Jackson State	11/12	22	4-7	0-1	3-4	2-5-7	2	3	4	1	0	11
Wake Forest	11/16	10	0-1	0-1	2-2	1-3-4	1	2	0	0	0	2
Siena	11/20	14	2-4	0-0	0-0	0-2-2	2	1	1	0	1	4
South Carolina	11/25	6	0-2	0-0	0-0	0-1-1	3	0	1	0	0	0
Michigan	11/27	16	1-2	0-0	0-2	1-4-5	3	1	4	0	0	2
South Carolina St.	12/1	6	0-0	0-0	0-0	0-1-1	0	0	1	0	0	0
at TCU	12/5	13	1-2	1-1	0-0	0-1-1	0	0	1	0	0	3
Morgan State	12/10	18	2-7	0-0	2-4	3-4-7	2	1	1	0	0	6
at Cincinnati	12/14	12	0-1	0-0	0-0	0-0-0	2	0	0	0	0	0
at UConn	12/18	20	1-3	0-0	0-0	0-2-2	3	0	1	0	0	2
Marquette	12/21	6	0-0	0-0	0-0	0-0-0	2	1	1	0	0	0
Seton Hall	12/31	15	3-5	1-2	4-7	1-4-5	3	0	2	0	0	11
at Georgetown	1/3	2	0-0	0-0	0-0	0-0-0	2	0	0	0	0	0
St. John's	1/7	10	2-4	1-1	2-2	2-1-3	0	1	0	0	0	7
at DePaul	1/11	8	1-1	1-1	0-0	0-2-2	1	1	1	0	0	3
Villanova	1/14	3	0-0	0-0	0-0	0-0-0	0	0	0	0	0	0
at Marquette	1/18	2	1-1	0-0	0-0	1-0-1	0	0	0	0	0	2
at St. John's	1/22	6	0-0	0-0	0-0	0-1-1	1	1	1	0	0	0
UConn	1/25	4	0-0	0-0	0-0	0-0-0	1	0	0	0	0	0
at Creighton	1/29	19	5-7	2-3	1-4	2-4-6	1	0	1	0	0	13
Georgetown	2/4	7	0-0	0-0	2-2	0-0-0	2	1	2	0	0	2
at Villanova	2/9	2	0-0	0-0	0-0	0-0-0	0	0	1	0	0	0
at Providence	2/12	11	1-1	1-1	0-0	2-1-3	3	2	0	0	0	3
DePaul	2/15	9	1-2	0-1	2-2	0-0-0	0	0	0	0	0	4
Butler	2/18	10	0-0	0-0	0-0	0-2-2	2	2	0	0	0	0
at Seton Hall	2/23	8	1-1	1-1	0-2	0-0-0	0	0	1	0	0	3
Creighton	3/1	10	0-0	0-0	0-0	0-1-1	1	3	0	1	0	0
at Butler	3/5	9	2-4	1-2	1-2	1-1-2	2	1	0	0	0	6
Providence	3/8	9	0-1	0-0	0-0	0-3-3	0	0	0	0	0	0
Marquette	3/13	2	1-1	0-0	0-1	0-1-1	2	0	1	0	0	2
Texas	3/19	12	1-6	1-3	0-0	0-2-2	1	0	0	0	0	3

SEASON	TEAM	GP-GS	MIN/AVG	Field Goals			3-Point			F-Throws		Rebounds				Scoring				
				FG-FGA	FG%	3FG-3FGA	3FG%	FT-FTA	FT%	OFF	DEF	TOT	AVG	PF-FO	A	TO	BLK	STL	PTS	AVG
2020-21	UP	7-1	103/14.8	15-38	.395	0-2	.000	6-10	.600	12	18	30	4.3	17-0	3	8	1	2	36	5.1
2021-22	UP	32-31	949/29.7	154-327	.471	7-42	.167	157-221	.710	86	167	253	7.9	82-0	40	94	15	23	472	14.8
2022-23	UP	8-6	146/18.2	22-46	.478	5-10	.500	15-21	.714	13	16	29	3.6	22-0	6	16	6	3	64	8.0
2023-24	OK	24-1	422/17.6	69-126	.548	13-33	.394	50-66	.758	20	70	90	3.8	54-0	28	34	5	7	201	8.4
2024-25	XU	33-0	321/9.7	32-66	.485	10-19	.526	24-40	.600	17	49	66	2.0	45-0	23	27	2	1	98	3.0
TOTAL FOR XU		33-0	321/9.7	32-66	.485	10-19	.526	24-40	.600	17	49	66	2.0	45-0	23	27	2	1	98	3.0
TOTAL		104-39	1941/18.7	292-603	.484	35-106	.330	252-358	.704	148	320	468	4.5	220-0	100	179	29	36	871	8.4

#2 JEROME HUNTER

6-8 • 225

Grad Student • Forward

Columbus, Ohio

Pickerington HS / Indiana



2024-25 BIG EAST SPORTSMANSHIP AWARD WINNER

Xavier's remarkable comeback story was selected as the 2024-25 BIG EAST Sportsmanship Award winner. Hunter has made an impact with his sportsmanlike play and leadership on and off the court. Hunter has overcome a long list of challenges during his collegiate career, which included two seasons at Indiana before transferring to Xavier before the 2020-21 season. Hunter battled injury issues at Indiana but his return from challenges that made him miss the entire 2023-24 season is nothing short of remarkable. Hunter suffered a heart attack in the preseason and, after a long road back to being cleared for full practice, in early 2024 he tore his Achilles tendon and was shut down for the rest of the season. Throughout his rehabilitation process, Hunter's positive attitude and presence around the team showed his true character.

2024-25

Hit 3-4 3-pointers in the Texas win on Wednesday ... Scored 12 points on 4-6 shooting on his Senior Day vs. Providence on March 8 ... Nine points in the win at Butler on March 5, while hitting all four shots from the field ... Has scored in double figures in eight games (five in BIG EAST play), including 12 points to go with five rebounds in 13 minutes in the UConn win on Jan. 25 ... 10 points and six rebounds at DePaul on Jan. 11 ... 12 points on 3-3 shooting (2-2 from 3-point range) vs. Seton Hall on Dec. 31 ... 15 points vs. Marquette on Dec. 21, while hitting 6-8 from the field ... 10 points and four rebounds in the South Carolina win on Nov. 25 ... 20 minutes vs. Texas Southern on Nov. 4, his first regular season or postseason action since the 2023 NCAA Tournament.

2023-24

Sat out the season for medical reasons, first for cardiac reasons and second after tearing his Achilles tendon.

2022-23

Averaged a team-high 19.0 ppg. for Xavier's two NCAA Tournament wins, while shooting 66.7 percent (14-21) from the field ... Led all scorers with a career-high 24 points in the NCAA First Round win over Kennesaw State on March 17, while hitting 8-11 from the field and 8-8 from the free throw line ... Second on the team and 12th in the BIG EAST in offensive rebounding at 2.1 orgp. ... the field and 9-9 free throws to go with five rebounds ... 10 rebounds to go with eight points and two blocks at St. John's on Dec. 28 ... 11 points on 4-5 shooting to go with five rebounds, two assists and two blocks vs. Seton Hall on Dec. 20.

2021-22

10 points in the Creighton win on Jan. 15, including a pair of 3-pointers ... 12 points at Butler on Jan. 7, including a pair of 3-pointers ... 17 starts.

HUNTER'S CAREER HIGHS AT XAVIER

- *Points – 24 vs. Kennesaw State in NCAA Tournament (March 17, 2023)
- *Field Goals Made – 8 vs. Kennesaw State in NCAA Tournament (March 17, 2023)
- *Field Goals Attempted – 12 vs. DePaul (Feb. 18, 2023) and Iowa St. (Nov. 24, 2021)
- 3-Pt Field Goals Made – 3 vs. Texas in NCAA Tournament (March 19, 2025)
- *3-Pt Field Goals Attempted – 6 vs. Iowa State (Nov. 24, 2021)
- *Free Throws Made – 9 vs. UConn (Dec. 31, 2022)
- *Free Throws Attempted – 9 vs. UConn (Dec. 31, 2022)
- *Rebounds – 10 at St. John's (Dec. 28, 2022)
- *Assists – 6 vs. Norfolk State (Nov. 21, 2021)
- *Blocks – 4 vs. Seton Hall (Dec. 31, 2024)
- *Steals – 3 vs. St. John's (Feb. 4, 2023), Ball State (Dec. 8, 2021) and Central Michigan (Dec. 1, 2021)
- *Minutes – 37 at Butler (Feb. 10, 2023)
- * Collegiate career high
- Note: Hunter hit a collegiate career-high three 3-pointers vs. Maryland (Jan. 26, 2020) while playing for Indiana

2019-21 (AT INDIANA)

55 games in two IU seasons, including 25 games with four starts as a red-shirt sophomore... Basketball coach: Archie Miller for his Indiana career.

PERSONAL

Full name is Jerome Hunter ... Nicknamed Rome ... Graduated in May with a degree in Liberal Arts; working on his master's degree in Sport Administration ... Mom is Nichol Lewis ... Has five siblings: Nasiyah Teague, Solomon Teague, Maleikhi Teague, Kierra Broadus and Jemeila Hunter ... Born December 22, 1999 in Columbus, Ohio.

2024-25

TEAM	DATE	MIN	FG-FGA	3FG-FGA	FT-FTA	O-D-T	PF	A	TO	BLK	STL	PTS
Texas Southern	11/4	20	0-5	0-1	2-4	0-2-2	2	0	1	0	2	2
IU Indy	11/8	18	5-11	0-1	0-0	2-2-4	0	1	0	1	0	10
Jackson State	11/12	17	0-1	0-0	0-0	0-1-1	2	1	2	0	0	0
Wake Forest	11/16	17	2-5	2-3	2-2	2-1-3	3	1	2	2	0	8
Siena	11/20	18	2-4	0-0	0-0	3-3-6	3	0	0	0	1	4
South Carolina	11/25	23	4-8	0-0	2-2	3-1-4	2	0	0	1	1	10
Michigan	11/27	18	0-2	0-0	0-0	1-3-4	2	0	4	0	0	0
South Carolina St.	12/1	27	5-6	0-0	0-0	1-2-3	3	1	0	1	0	10
at TCU	12/5	18	1-3	0-1	2-3	0-0-0	5	2	1	0	0	4
Morgan State	12/10	14	4-7	0-0	1-3	2-3-5	4	0	1	0	0	9
at Cincinnati	12/14	19	2-4	0-0	3-4	3-5-8	4	0	4	0	0	7
at UConn	12/18	26	2-4	1-1	2-2	0-3-3	1	2	1	0	0	7
Marquette	12/21	31	6-8	0-0	3-4	2-3-5	2	1	4	0	2	15
Seton Hall	12/31	25	3-3	2-2	4-4	0-4-4	3	2	1	4	2	12
at Georgetown	1/3	28	2-5	0-0	3-4	1-4-5	3	0	1	0	2	7
St. John's	1/7	18	1-4	0-1	0-0	3-4-7	0	1	1	0	0	2
at DePaul	1/11	21	4-6	1-2	1-2	3-3-6	2	2	1	0	0	10
Villanova	1/14	22	1-4	0-1	1-1	1-1-2	2	2	4	1	2	3
at Marquette	1/18	19	0-0	0-0	0-0	0-0-0	2	1	0	0	0	0
at St. John's	1/22	19	0-1	0-0	2-3	1-1-2	1	1	2	1	2	2
UConn	1/25	13	3-6	1-1	5-5	2-3-5	4	0	0	0	0	12
at Creighton	1/29	7	1-1	0-0	0-0	0-2-2	2	0	2	0	0	2
Georgetown	2/4	16	0-1	0-1	1-2	1-0-1	0	0	0	0	0	1
at Villanova	2/9	16	0-1	0-0	0-0	1-1-2	3	0	1	0	0	0
at Providence	2/12	12	1-2	1-2	0-0	0-1-1	1	0	1	2	0	3
DePaul	2/15	14	2-4	1-2	0-0	0-2-2	1	3	1	0	0	5
Butler	2/18	19	2-5	1-2	0-0	2-0-2	3	2	1	1	0	5
at Seton Hall	2/23	25	1-3	1-2	2-2	2-3-5	1	2	0	0	0	5
Creighton	3/1	15	1-1	0-0	0-0	1-4-5	0	0	1	0	1	2
at Butler	3/5	19	4-4	0-0	1-2	0-0-0	1	1	0	0	0	9
Providence	3/8	20	4-6	1-2	3-3	2-1-3	1	0	0	0	1	12
Marquette	3/13	16	1-2	1-1	0-0	0-2-2	2	1	1	0	0	3
Texas	3/19	18	3-6	3-4	0-0	0-1-1	1	0	1	1	1	9

SEASON	TEAM	GP-GS	MIN/AVG	Field Goals		3-Point		F-Throws		Rebounds				Scoring						
				FG-FGA	FG%	3FG-3FGA	3FG%	FT-FTA	FT%	OFF	DEF	TOT	AVG	PF-FO	A	TO	BLK	STL	PTS	AVG
2019-20	IND	30-0	434/14.5	36-103	.350	19-63	.302	24-32	.750	15	47	62	2.1	39-1	9	26	7	11	115	3.8
2020-21	IND	25-4	485/19.4	59-136	.434	25-73	.342	14-27	.519	14	61	75	3.0	49-1	15	22	3	9	157	6.3
2021-22	XU	35-17	533/15.2	48-149	.322	14-66	.212	32-43	.744	30	71	101	2.9	53-0	21	34	5	19	142	4.1
2022-23	XU	37-15	770/20.8	115-200	.575	1-9	.111	57-82	.695	76	88	164	4.4	84-1	47	38	16	15	288	7.8
2024-25	XU	33-6	628/19.0	67-133	.504	16-30	.533	40-52	.769	39	66	105	3.2	66-1	28	40	16	17	190	5.8
TOTAL FOR XU		105-38	1931/18.4	230-482	.477	31-105	.295	129-177	.729	145	225	370	3.5	203-2	96	112	37	51	620	5.9
TOTAL		160-42	2850/17.8	325-721	.451	75-241	.311	167-236	.708	174	333	507	3.2	291-4	120	160	47	71	892	5.6



**#21
DANTE
MADDOX JR.**

6-2 • 200

**Grad Student • Guard
Chicago Heights, Ill.
Bloom Township / Toledo**



2024-25

A big key to keeping XU close in the first half vs. Texas on Wednesday with his 10 points on 3-4 shooting (2-3 3-pointers) before halftime ... Shooting .404 (44-109) from 3-point range, including .451 (32-71) during BIG EAST regular season play ... 16 points (3-4 on 3-pointers) in the Creighton win on March 1 ... 12 points in the win at Seton Hall on Feb. 23 ... Grabbed a Xavier career-high eight rebounds in the Butler win on Feb. 18 ... 20-point efforts in BIG EAST road games at UConn, at Villanova and at Providence ... Led Xavier at Providence on Feb. 12 with his second-straight 20-point game, tying his collegiate career highs for points (game-high 26) and 3-point field goals (six); hit 7-11 from the field, including 6-9 from deep ... Scored a team-high 24 points at Villanova on Feb. 9, while hitting 7-10 from the field, including 4-6 from 3-point range ... Was named to the BIG EAST Honor Roll on Feb. 10 after averaging 15.0 points, 2.5 rebounds and 2.5 assists in two games the previous week (Georgetown on Feb. 4 and at Villanova on Feb. 9); shot 75 percent (9-12) overall for the week, including 75 percent (6-8) from 3-point territory ... Hit 5-6 from the field, including 3-4 3-pointers, on his way to 14 points to go with three assists in the UConn win on Jan. 25; that was his second impressive game this season against the Huskies for Maddox, who averaged 18.0 points per game in two games vs. UConn this season ... 22 points (18 in the second half and overtime) and five 3-pointers at UConn on Dec. 18; hit a pair of free throws with nine seconds left to force overtime ... 14 points and a collegiate career-high tying six assists vs. Seton Hall on Dec. 31.

2023-24 AND 2022-23 (REDSHIRT JUNIOR AND SOPHOMORE AT TOLEDO)

2023-24 Second Team All-Mid-American and Academic All-MAC honoree who led UT in scoring last season at 15.6 ppg., which ranked eighth in the MAC ... Hit 42.4 percent (136-321) from 3-point range for his two-year Toledo career, including 40.2 percent as a senior ... Scored in double figures in 27 games, including 10 games of 20 or more ... Team was 20-12 overall and won its fourth consecutive MAC regular season title with a 14-4 mark ... As a redshirt sophomore he was the fourth-leading scorer at 11.3 ppg. on a team that finished 27-8 overall and won the MAC regular season title with a 16-2 mark ... Had a 17-game winning streak at one point ... Earned a postseason NIT berth ... Basketball coach: Tod Kowalczyk during his two years at Toledo.

2020-22 (AT CAL STATE FULLERTON)

Team won the 2022 Big West Tournament and earned an NCAA berth ... 17 points on 7-11 shooting at Santa Clara on Nov. 9 ... Basketball coach: Dedrique Taylor for his two years at CSF.

PERSONAL

Full name is Dante Maddox Jr. ... Nicknamed Tay ... Has an undergraduate degree from Toledo in Media Communications; working on his master's degree in Sport Administration ... Parents are Devin and Dante Maddox Sr. ... Father was his high school coach ... Has two siblings, Tamia and Tashé ... Born Jan. 15, 2002 in Chicago Heights, Ill.

MADDOX'S CAREER HIGHS AT XAVIER

Points – 26 at Providence (Feb. 12, 2025)
Field Goals Made – 7 at Providence (Feb. 12, 2025) and at Villanova (Feb. 9, 2025)
Field Goals Attempted – 14 at UConn (Dec. 18, 2024)
3-Pt Field Goals Made – 6 at Providence (Feb. 12, 2025)
3-Pt Field Goals Attempted – 9 at Providence (Feb. 12, 2025) and at UConn (Dec. 18, 2024)
Free Throws Made – 7 at Seton Hall (Feb. 23, 2025)
Free Throws Attempted – 8 at Seton Hall (Feb. 23, 2025)
Rebounds – 8 vs. Butler (Feb. 18, 2025)
Assists – 7 vs. Providence (March 8, 2025)
Blocks – 1 at Villanova (Feb. 9, 2025), vs. Seton Hall (Dec. 31, 2024) and Marquette (Dec. 21, 2024), at UConn (Dec. 18, 2024), vs. Siena (Nov. 20, 2024) and IU Indy (Nov. 8, 2024)
Steals – 3 vs. Creighton (March 1, 2025) and at Seton Hall (Feb. 23, 2025)
Minutes – 35 at UConn (Dec. 18, 2024)

MADDOX'S COLLEGIATE CAREER HIGHS BEFORE XU

Points - 26 vs. Bowling Green (Jan. 27, 2024)
Field Goals Made - 8 vs. Ohio (Feb. 16, 2024), at Appalachian State (Feb. 10, 2024), vs. Bowling Green (Jan. 27, 2024), vs. New Mexico (Nov. 21, 2023), and vs. Oakland (Nov. 16, 2022)
Field Goals Attempted - 19 at App State (Feb. 10, 2024)
3-Pt. Field Goals Made - 6 vs. Bowling Green (Jan. 27, 2024)
3-Pt. Field Goals Attempted - 9 at App State (Feb. 10, 2024) and vs. Marshall (Dec. 13, 2023)
Free Throws Made - 11 at Ohio (Jan. 2, 2024) and CSU Bakersfield (Jan. 19, 2021)
Free Throws Attempted - 14 at Ohio (Jan. 2, 2024) and at CSU Bakersfield (Jan. 19, 2021)
Rebounds - 10 vs. CSUN (Jan. 13, 2022)
Assists - 6 vs. Ohio (Feb. 16, 2023)
Blocks - 1 Fourteen Times
Steals - 5 vs. LIFE Pacific (Dec. 11, 2021)
Minutes - 45 at Appalachian State (Feb. 10, 2024)

2024-25

TEAM	DATE	MIN	FG-FGA	3FG-FGA	FT-FTA	O-D-T	PF	A	TO	BLK	STL	PTS
Texas Southern	11/4	10	0-2	0-1	0-0	1-1-2	1	1	0	1	0	0
IU Indy	11/8	23	1-6	1-4	0-0	0-3-3	0	2	1	1	0	3
Jackson State	11/12	17	4-7	4-6	4-5	1-4-5	2	1	1	0	2	16
Wake Forest	11/16	16	2-3	1-2	1-3	0-1-1	0	0	1	0	2	6
Siena	11/20	16	2-10	0-5	0-0	1-1-2	0	2	0	1	0	4
South Carolina	11/25	10	1-4	0-2	0-0	1-3-4	1	0	0	0	0	2
Michigan	11/27	14	0-3	0-2	2-2	0-0-0	0	1	0	0	0	2
South Carolina St.	12/1	1	0-0	0-0	0-0	0-0-0	0	0	1	0	0	0
at TCU	12/5	20	3-4	3-4	0-0	0-6-6	5	2	2	0	1	9
Morgan State	12/10	26	3-6	0-2	5-5	2-2-4	1	4	2	0	2	11
at Cincinnati	12/14	14	0-6	0-2	2-2	0-3-3	1	0	0	0	0	2
at UConn	12/18	35	6-14	5-9	5-7	0-4-4	3	1	2	1	0	22
Marquette	12/21	22	1-4	1-4	0-0	0-3-3	3	1	0	1	0	3
Seton Hall	12/31	28	4-5	2-3	4-4	1-1-2	2	6	3	1	2	14
at Georgetown	1/3	20	0-4	0-3	0-0	1-2-3	3	1	2	0	1	0
St. John's	1/7	11	1-3	0-1	0-0	0-0-0	2	1	0	0	0	2
at DePaul	1/11	20	2-5	2-5	0-0	0-4-4	1	2	2	0	0	6
Villanova	1/14	13	0-3	0-2	0-0	0-1-1	2	1	0	0	0	0
at Marquette	1/18	14	2-4	1-2	2-3	0-1-1	1	0	0	0	1	7
at St. John's	1/22	13	0-1	0-1	0-0	0-0-0	2	0	0	0	0	0
UConn	1/25	23	5-6	3-4	1-3	1-0-1	1	3	0	0	1	14
at Creighton	1/29	21	1-7	1-4	2-2	1-1-2	1	1	1	0	2	5
Georgetown	2/4	19	2-2	2-2	0-0	0-0-0	0	2	2	0	2	6
at Villanova	2/9	31	7-10	4-6	6-6	0-5-5	0	3	0	1	0	24
at Providence	2/12	30	7-11	6-9	6-6	0-3-3	0	1	0	0	0	26
DePaul	2/15	21	0-3	0-3	1-2	0-5-5	3	1	1	0	1	1
Butler	2/18	15	2-7	1-4	3-3	0-8-8	2	2	0	0	2	8
at Seton Hall	2/23	20	2-2	1-1	7-8	0-1-1	1	0	0	0	3	12
Creighton	3/1	26	5-7	3-4	3-3	0-1-1	2	3	1	0	3	16
at Butler	3/5	16	1-6	0-3	0-0	0-1-1	4	0	1	0	0	2
Providence	3/8	17	0-3	0-1	0-0	0-1-1	1	7	0	0	1	0
Marquette	3/13	23	2-6	1-4	2-2	0-2-2	1	0	0	0	0	7
Texas	3/19	15	3-5	2-4	2-2	0-1-1	1	2	0	0	0	10

SEASON	TEAM	GP-GS	MIN/AVG	Field Goals		3-Point		F-Throws		Rebounds				Scoring						
				FG-FGA	FG%	3FG-3FGA	3FG%	FT-FTA	FT%	OFF	DEF	TOT	AVG	PF-FO	A	TO	BLK	STL	PTS	AVG
2020-21	CSF	16-9	391/24.4	55-125	.440	27-63	.429	53-59	.898	5	28	33	2.1	27-1	28	28	1	15	190	11.9
2021-22	CSF	23-11	443/19.2	58-137	.423	15-60	.250	25-35	.714	17	43	60	2.6	33-0	24	29	3	20	156	6.8
2022-23	UT	35-29	1043/29.8	121-248	.488	64-142	.451	88-117	.752	23	111	134	3.8	65-1	66	48	6	39	394	11.3
2023-24	UT	32-32	1061/33.2	161-368	.438	72-179	.402	106-123	.862	16	121	137	4.3	58-0	91	50	4	45	500	15.6
2024-25	XU	33-0	621/18.8	69-169	.408	44-109	.404	58-68	.853	10	69	79	2.4	47-1	51	24	6	27	240	7.3
TOTAL FOR XU		33-0	621/18.8	69-169	.408	44-109	.404	58-68	.853	10	69	79	2.4	47-1	51	24	6	27	240	7.3
TOTAL		139-81	3558/25.6	464-1047	.443	222-553	.401	330-402	.821	71	372	443	3.2	230-3	260	179	20	146	1480	10.6

#20 DAYVION MCKNIGHT

6-0 • 190

Grad Student • Guard
Shelbyville, KY.

Collins HS / Western Kentucky



2024-25 ... ONE OF THE NATION'S BEST IN ASSIST-TO-TURNOVER RATIO

Fourth in the BIG EAST and 25th in the nation in assist-to-turnover ratio at 2.68 ... Fourth on the team in scoring at 9.5 ppg. and contributed 13 points in the win at Butler on March 5 ... Leads the team in assists at 4.3 apg. (seventh in the BIG EAST), including seven at Seton Hall on Feb. 23 ... Tied for 13th in the BIG EAST in steals at 1.4 spg. ... Nine points, four rebounds, five assists and three steals in the win at Marquette on Jan. 18 ... Had 11 points, eight assists, three steals and just one turnover vs. St. John's on Jan. 7 ... Posted an 18-point game at UConn on Dec. 18 in which he scored 16 of his points in the second half and overtime; followed that up with 14 points and six assists vs. Marquette on Dec. 21 ... Named to the first BIG EAST Honor Roll of the season after averaging 18.0 points and 5.0 assists for the first two games (Texas Southern on Nov. 4 and IU Indy on Nov. 8) ... 2024-25 preseason All-BIG EAST Second Team (league coaches).

2023-24

Second in the BIG EAST and 19th in the nation in assist-to-turnover ratio at 3.06; posted a seven-assist, zero-turnover game in the win over Villanova on Feb. 7 and eight assists with zero turnovers vs. DePaul on Feb. 28 ... Scored in double figures in 16 of the last 18 games ... Xavier career-high 21 points to go with a Xavier career-high tying eight rebounds and five assists vs. Creighton on Feb. 10 ... 19 points, five rebounds and six assists with only one turnover vs. St. John's on Jan. 31 ... 20 points at Creighton on Jan. 23 and vs. Butler on Jan. 16 in addition to 18 more vs. Georgetown on Jan. 19 ... Sixth in the BIG EAST in assists at 4.8 apg., including eight in the win at Providence on Jan. 13 ... Led the team and was eighth in the BIG EAST in steals at 1.5 spg. ... Double-double with 15 points and 10 assists vs. Seton Hall on Dec. 23 ... 20 points to go with eight rebounds, four assists and three steals in the Cincinnati win on Dec. 9 ... 14 points and four assists in the Saint Mary's win on Nov. 19.

2020-23 (AT WESTERN KENTUCKY)

Earned 2022-23 All-Conference USA Second Team honors and NABC District 11 First Team honors after ranking fifth in C-USA in scoring at 16.5 ppg., seventh in C-USA in assists at 3.8 apg., sixth in C-USA in steals at 1.8 spg. and sixth in C-USA in free throw percentage (.841) ... 32 points in a win over Wright State on Dec. 10 and 33 points in a win over Middle Tennessee on Feb. 9 ... Basketball coach: Rick Stansbury.

PERSONAL

Full name is Dayvion Allen McKnight ... Nicknamed Dayv or Dave ... Graduated in May with a Liberal Arts degree; working on his master's degree in Sport Administration ... Parents are Danyel Beach and Dwan McKnight ... Born July 2, 2002 in Shelbyville, Ky.

MCKNIGHT'S CAREER HIGHS AT XAVIER

Points – 21 vs. Creighton (Feb. 10, 2024)
Field Goals Made – 8 vs. Butler (March 13, 2024), vs. Creighton (Feb. 10, 2024) and at Creighton (Jan. 23, 2024)
Field Goals Attempted – 17 vs. Creighton (Feb. 10, 2024)
3-Pt Field Goals Made – 4 vs. IU Indy (Nov. 8, 2024) and at Creighton (Jan. 23, 2024)
3-Pt Field Goals Attempted – 5 vs. DePaul (Feb. 28, 2024), Creighton (Feb. 10, 2024), at Creighton (Jan. 23, 2024) and vs. Seton Hall (Dec. 23, 2023)
Free Throws Made – 9 vs. South Carolina State (Dec. 1, 2024)
Free Throws Attempted – 10 vs. South Carolina State (Dec. 1, 2024) and Bryant (Nov. 24, 2023)
Rebounds – 8 vs. Creighton (Feb. 10, 2024), Cincinnati (Dec. 9, 2023) and Bryant (Nov. 24, 2023)
Assists – 10 vs. Seton Hall (Dec. 23, 2023)
Blocks – 2 at Butler (March 6, 2024)
Steals – 4 vs. Butler (March 13, 2024), vs. Providence (Feb. 21, 2024) and at DePaul (Feb. 3, 2024)
Minutes – 40 at St. John's (Jan. 22, 2025) and at Georgetown (March 2, 2024)

MCKNIGHT'S CAREER HIGHS AT WESTERN KENTUCKY

Points – 34 vs. Minnesota (Nov. 12, 2021)
Field Goals Made – 13 vs. Wright St. (Dec. 10, 2022)
Field Goals Attempted – 22 at Louisville (Dec. 14, 2022)
3-Pt Field Goals Made – 3 at UAB (Jan. 11, 2023)
3-Pt Field Goals Attempted – 5 vs. UIndy (Nov. 15, 2022) and at South Carolina (Dec. 12, 2022)
Free Throws Made – 13 vs. Minnesota (Nov. 12, 2021), vs. North Texas (Jan. 5, 2023) and vs. Middle Tenn. (Feb. 9, 2023)
Free Throws Attempted – 15 vs. North Texas (Jan. 5, 2023)
Rebounds – 10 vs. Centre (Dec. 14, 2021)
Assists – 12 vs. Rice (Jan. 13, 2022)
Blocks – 2 vs. UAB (Mar. 12, 2021)
Steals – 7 at Austin Peay (Nov. 30, 2022)
Minutes – 41 at Charlotte (Feb. 16, 2023)

2024-25

TEAM	DATE	MIN	FG-FGA	3FG-FGA	FT-FTA	O-D-T	PF	A	TO	BLK	STL	PTS
Texas Southern	11/4	29	5-9	1-2	8-8	0-1-1	3	5	0	0	2	19
IU Indy	11/8	33	6-7	4-4	1-2	0-2-2	1	5	1	1	2	17
Jackson State	11/12	20	2-4	1-2	0-0	0-2-2	4	6	1	0	1	5
Wake Forest	11/16	34	4-13	1-4	4-4	0-2-2	2	3	1	0	0	13
Siena	11/20	30	4-9	0-3	1-1	0-1-1	2	7	1	0	2	9
South Carolina	11/25	34	4-9	1-1	2-3	1-4-5	3	3	0	0	0	11
Michigan	11/27	27	1-8	1-3	0-0	1-3-4	2	2	1	0	2	3
South Carolina St.	12/1	35	2-5	1-2	9-10	0-4-4	2	5	3	1	3	14
at TCU	12/5	31	4-10	0-2	1-1	0-1-1	1	5	1	0	1	9
Morgan State	12/10	26	4-5	1-1	2-2	1-3-4	2	2	1	0	1	11
at Cincinnati	12/14	34	1-3	0-0	0-0	1-3-4	3	9	3	0	1	2
at UConn	12/18	39	6-9	1-3	5-5	2-2-4	1	3	2	0	0	18
Marquette	12/21	37	5-7	0-1	4-5	1-0-1	1	6	2	0	2	14
Seton Hall	12/31	37	1-7	0-2	4-8	0-2-2	1	6	2	1	1	6
at Georgetown	1/3	31	4-12	0-1	4-4	0-5-5	2	4	2	0	0	12
St. John's	1/7	37	4-10	0-2	3-4	0-2-2	3	8	1	1	3	11
at DePaul	1/11	35	1-6	0-1	3-4	0-4-4	3	4	0	0	2	5
Villanova	1/14	39	3-8	2-4	2-4	0-3-3	2	4	1	0	2	10
at Marquette	1/18	37	3-9	0-2	3-4	0-4-4	1	5	1	1	3	9
at St. John's	1/22	40	2-11	1-2	4-6	0-1-1	4	6	2	0	3	9
UConn	1/25	33	5-12	1-1	0-2	0-0-1	1	3	3	0	2	11
at Creighton	1/29	31	4-7	0-0	0-0	1-0-1	1	2	3	0	2	8
at Cincinnati	2/4	31	0-4	0-1	2-2	0-1-1	3	3	4	0	0	2
at Villanova	2/9	34	4-9	0-2	1-2	0-1-1	0	2	3	0	1	9
at Providence	2/12	32	3-6	0-0	0-0	0-2-2	4	3	2	1	1	6
DePaul	2/15	31	5-8	0-0	4-4	0-2-2	2	4	1	0	2	14
Butler	2/18	35	5-11	1-2	2-2	0-1-1	3	5	0	1	1	13
at Seton Hall	2/23	33	2-4	0-1	2-4	0-6-6	3	7	4	0	3	6
Creighton	3/1	28	4-8	1-1	0-0	0-2-2	2	3	0	0	1	9
at Butler	3/5	27	3-7	1-2	6-6	0-3-3	3	1	0	0	1	13
Providence	3/8	28	0-3	0-1	4-4	1-3-4	3	3	1	0	1	4
Marquette	3/13	32	2-6	0-1	2-2	0-3-3	2	3	0	0	0	6
Texas	3/19	35	2-3	0-0	1-3	1-4-5	2	5	3	0	1	5

SEASON	TEAM	GP-GS	MIN/AVG	Field Goals		3-Point		F-Throws		Rebounds				Scoring						
				FG-FGA	FG%	3FG-FGA	3FG%	FT-FTA	FT%	OFF	DEF	TOT	AVG	PF-FO	A	TO	BLK	STL	PTS	AVG
2020-21	WestKy	29-17	712/24.5	57-150	.380	4-22	.182	49-60	.817	22	82	104	3.6	61-0	111	61	7	28	167	5.8
2021-22	WestKy	32-32	1159/36.2	194-413	.470	14-41	.341	116-150	.773	45	131	176	5.5	49-0	176	106	0	60	518	16.2
2022-23	WestKy	33-33	1098/33.3	199-436	.456	19-56	.339	127-151	.841	52	113	165	5.0	73-1	125	110	3	59	544	16.5
2023-24	XU	34-34	1165/34.3	156-334	.467	32-86	.372	78-96	.813	13	114	127	3.7	65-0	162	53	5	51	422	12.4
2024-25	XU	33-33	1076/32.6	105-249	.422	19-54	.352	84-106	.792	10	77	87	2.6	72-0	142	53	7	47	313	9.5
TOTAL FOR XU		67-67	2241/33.4	261-583	.448	51-140	.364	162-202	.802	23	191	214	3.2	137-0	304	106	12	98	735	11.0
TOTAL		161-149	5209/32.4	711-1582	.449	88-259	.340	454-563	.806	142	517	659	4.1	320-1	716	383	22	245	1964	12.2

#3
DAILYN
SWAIN

6-8 • 220

Sophomore • Guard/Forward

Columbus, Ohio

Africentric Early College



SWAIN'S CAREER HIGHS AT XAVIER

Points – 18 vs. Georgetown (Feb. 4, 2025)
Field Goals Made – 8 vs. Georgetown (Feb. 4, 2025)
Field Goals Attempted – 16 vs. Creighton (March 5, 2025)
3-Pt Field Goals Made – 2 vs. Jacksonville (Nov. 10, 2023)
3-Pt Field Goals Attempted – 3 vs. Creighton (March 1, 2025) and Butler (Feb. 18, 2025), at Creighton (Jan. 23, 2024) and vs. Jacksonville (Nov. 10, 2023)
Free Throws Made – 8 vs. Texas Southern (Nov. 4, 2024)
Free Throws Attempted – 9 vs. Texas Southern (Nov. 4, 2024)
Rebounds – 10 at Butler (March 5, 2025), vs. Marquette (Dec. 21, 2024) and vs. Jackson State (Nov. 12, 2024)
Assists – 8 vs. DePaul (Feb. 15, 2025)
Blocks – 3 at Creighton (Jan. 29, 2025)
Steals – 6 vs. Butler (Feb. 18, 2025)
Minutes – 36 at Creighton (Jan. 29, 2025)

2024-25

For all games, Swain is second on the team in assists (2.6 apg.), overall rebounding (5.4 rpg.) and defensive rebounding (10th in the BIG EAST at 4.4 drpg.) ... Third on the team in scoring at 10.5 ppg. ... Has contributed 21 double-figure scoring games this season (12 double-figure scoring games in the last 15 games and 16 of the last 21 games) ... Sixth in the BIG EAST in free throw percentage at .810 ... Had a streak of 19-straight free throws made earlier this season ... Ninth in the BIG EAST in steals at 1.5 spg. ... Averaged 11.3 ppg., 5.8 rpg. and 2.8 apg. in BIG EAST regular season play. ... Recorded his third double-double of the season with 16 points and 10 rebounds in the win at Butler on March 5 ... Contributed 13 points, seven rebounds, four assists and a career-high six steals in the Butler win on Feb. 18 (the most steals by an XU player since Paul Scruggs had six vs. Cleveland State in a 2022 NIT game at Cintas Center on March 15, 2022) ... Scored 17 points (one point shy of his career high) on 6-6 shooting to go with seven rebounds and a career-high eight assists vs. DePaul on Feb. 15 ... Posted a career-high 18-point game vs. Georgetown on Feb. 4 on 8-11 shooting from the field ... Had 16 points and five assists vs. St. John's on Jan. 22 at Madison Square Garden ... 12 points and nine rebounds (six offensive) in the win at Marquette on Jan. 18 ... Scored 11 (10 in the second half) at Georgetown on Jan. 3 followed by a 14-point, eight-rebound game vs. St. John's on Jan. 7 ... Posted his second double-double of the season with 13 points and a game-high 10 rebounds vs. Marquette on Dec. 21 ... 14 points, six rebounds and five steals in the South Carolina win on Nov. 25 ... Posted his first career double-double with 10 points and 10 rebounds to go with two blocks in the Jackson State win on Nov. 12 ... 14 points and five assists in the season opener vs. Texas Southern on Nov. 4 ... This past summer was one of only 12 college players from across the country selected to the Jayson Tatum Elite Camp ... The camp is an invitation-only camp for the top high school and college wings in the country hosted by Tatum.

2023-24

Named by the league coaches to the 2023-24 BIG EAST All-Freshman Team ... Had a successful appendectomy on March 4 that kept him out of the final five games ... Tied his career high for rebounds with six in two of his last three games (at Marquette on Feb. 25 and vs. DePaul on Feb. 28) ... Played in 29 games, averaging 18.9 minutes per game (tops among XU's six freshmen) ... Made his first collegiate start at Creighton on Jan. 23 and contributed nine points, a career-high tying six rebounds, two assists and a career-high tying two blocks ... Solid game vs. Villanova on Feb. 7 with eight points, five rebounds, two assists, two steals and a block in 18 minutes ... Seven points, six rebounds, a career-high five assists, a career-high tying two blocks and two steals vs. Georgetown on Jan. 19; had the game-winning drive and dunk in the final minute ... Career-high 15 points, four rebounds, three assists and three steals in the

2024-25

TEAM	DATE	MIN	FG-FGA	3FG-FGA	FT-FTA	O-D-T	PF	A	TO	BLK	STL	PTS
Texas Southern	11/4	29	3-5	0-2	8-9	0-2-2	2	5	4	0	1	14
IU Indy	11/8	25	3-5	0-0	0-2	1-7-8	4	2	0	1	3	6
Jackson State	11/12	25	3-7	0-2	4-4	0-10-10	1	2	0	2	1	10
Wake Forest	11/16	24	2-3	0-0	0-0	1-5-6	4	2	4	0	2	4
Siena	11/20	23	3-4	0-0	1-2	0-2-2	4	3	1	1	2	7
South Carolina	11/25	31	5-7	0-0	4-4	0-6-6	0	2	2	1	5	14
Michigan	11/27	25	0-1	0-0	0-0	0-2-2	0	1	1	0	1	0
South Carolina St.	12/1	34	3-6	0-1	3-5	0-3-3	2	4	4	1	1	9
at TCU	12/5	23	5-5	1-1	1-2	2-2-4	0	2	2	0	0	12
Morgan State	12/10	23	4-7	0-0	1-2	2-6-8	1	4	0	1	3	9
at Cincinnati	12/14	24	5-8	0-0	3-3	0-0-0	2	0	1	0	2	13
at UConn	12/18	22	0-3	0-0	2-2	0-3-3	4	0	0	1	0	2
Marquette	12/21	34	3-10	1-1	6-6	0-10-10	2	1	2	1	3	13
Seton Hall	12/31	30	3-7	0-1	7-7	3-2-5	4	2	1	2	0	13
at Georgetown	1/3	26	3-5	1-1	4-6	1-3-4	1	1	0	0	2	11
St. John's	1/7	28	4-5	0-0	6-6	0-8-8	3	1	3	0	0	14
at DePaul	1/11	24	3-4	0-0	2-3	1-2-3	2	1	2	0	1	8
Villanova	1/14	34	3-6	0-1	0-1	1-4-5	3	1	1	1	0	6
at Marquette	1/18	35	5-12	0-1	2-2	6-3-9	0	3	1	1	1	12
at St. John's	1/22	32	6-8	0-0	4-4	1-4-5	0	5	2	1	0	16
UConn	1/25	32	6-7	0-0	3-3	1-2-3	1	4	3	1	0	15
at Creighton	1/29	36	4-13	0-2	3-4	2-4-6	1	2	1	3	2	11
Georgetown	2/4	34	8-11	0-0	2-2	0-6-6	4	4	1	0	0	18
at Villanova	2/9	15	2-3	0-0	0-0	1-4-5	2	2	2	0	0	4
at Providence	2/12	31	3-7	0-1	7-8	0-4-4	1	4	1	0	2	13
DePaul	2/15	33	6-6	0-0	5-7	1-6-7	0	8	3	0	2	17
Butler	2/18	31	6-13	1-3	0-0	0-7-7	1	4	3	0	6	13
at Seton Hall	2/23	28	1-5	0-1	4-6	1-5-6	3	3	2	0	1	6
Creighton	3/1	27	5-16	0-3	0-0	0-7-7	1	5	0	1	3	10
at Butler	3/5	33	6-11	0-1	4-4	1-9-10	3	2	2	1	3	16
Providence	3/8	29	3-9	0-0	2-2	3-0-3	3	3	1	0	1	8
Marquette	3/13	27	3-7	0-0	5-6	1-6-7	5	0	4	0	0	11
Texas	3/19	29	5-9	0-1	1-4	2-2-4	3	3	1	0	2	11

win over Jacksonville on Nov. 10 ... Followed that up with a 10-point game at Purdue on Nov. 13.

PERSONAL

Full name is Dailyn Lamont Swain ... A Sport Management major ... Parents are Constance Adreche and Dean Swain ... Has three brothers (Dallas, Damarco and Deno) and a sister (Daelah) ... Born on July 15, 2005 in Columbus, Ohio.

SEASON	TEAM	GP-GS		Field Goals		3-Point		F-Throws		Rebounds				Scoring						
		GP	GS	FG-FGA	FG%	3FG-FGA	3FG%	FT-FTA	FT%	OFF	DEF	TOT	AVG	PF-FO	A	TO	BLK	STL	PTS	AVG
2023-24	XU	29	3	51-111	.459	4-26	.154	26-32	.813	28	60	88	3.0	49-1	36	21	21	30	132	4.6
2024-25	XU	33	32	124-235	.528	4-23	.174	94-116	.810	32	146	178	5.4	67-1	86	55	20	50	346	10.5
TOTAL		62-35		1487/24.0	.506	8-49	.163	120-148	.811	60	206	266	4.3	116-2	122	76	41	80	478	7.7



Sean Miller, the Sedler Family Men's Basketball Head Coach, returned to Xavier in 2022 after 12 seasons (2009-21) as the head coach at Arizona. His first season back he led Xavier to one of the top five winningest seasons in school history at 27-10, tied the school record for BIG EAST wins in a season at 15-5 and led the Musketeers back to the NCAA Tournament Sweet 16.

Miller, who earned a spot on the 2023 Werner Ladder Naismith Men's College Coach of the Year Late Season Watch List, owns a 487-195 (.714) on-court record and is in his 20th season as a head coach. In his first 19 years as a head coach, including seven at Xavier (2004-09 and the 2022-24 seasons), Miller had eight Regular Season Conference Championships, four Conference Tournament Championships, 12 NCAA Tournament appearances and eight Sweet 16s, including four that ended in the Elite Eight.

Miller holds a 185-86 (.683) mark in his eighth season leading Xavier. His 185 wins at XU rank him third on Xavier's all-time wins list. He passed the late Skip Prosser (148 wins in seven seasons from 1994-01) last season. Pete Gillen (202 wins in nine seasons from 1985-94) is in second place.

Miller took Xavier to at least the Sweet 16 in three straight seasons as the Xavier head coach (2023 Sweet 16, 2009 Sweet 16 and 2008 Elite Eight). With this year's NCAA selection, Miller has now made the NCAA Tournament six times as the XU head coach.

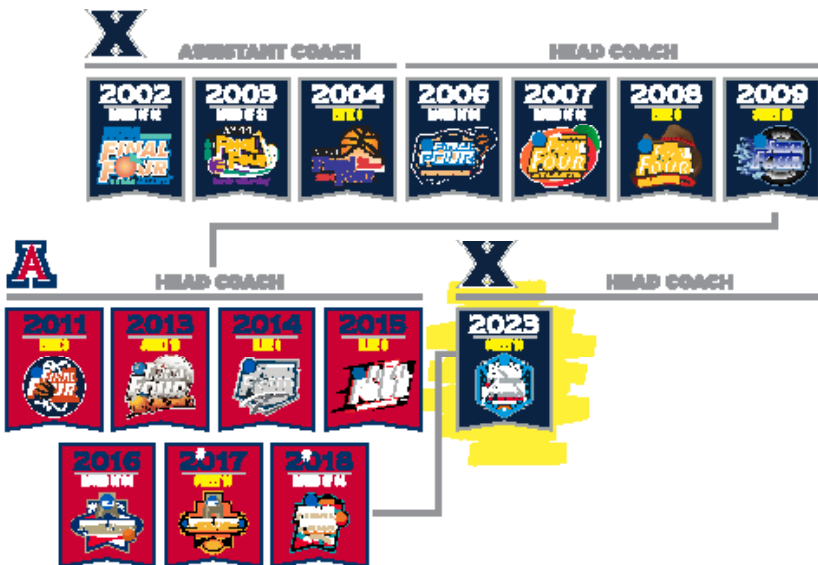
Miller is coaching in his 13th NCAA Tournament as a head coach, including his sixth at Xavier. He reached five Sweet 16s (three that advanced to Elite Eights) in 12 seasons at Arizona and has taken Xavier to three Sweet

16s (one that advanced to the Elite Eight). Miller has a 21-12 on-court record as a head coach in NCAA Tournament play, including 13-7 at Arizona and 8-5 at XU.

SECOND STINT AS XAVIER HEAD COACH

Xavier, 27-10 overall for the 2022-23 season, tied the 2008-09 Sweet 16 team coached by Miller for the fifth-best win total in Xavier history. The school record of 30 wins was set by the 2007-08 Elite Eight team, also under Miller. Xavier finished 15-5 and in second place in the BIG EAST Conference, tying the school record for most BIG EAST wins.

Xavier, which reached the 2023 NCAA Tournament Sweet 16, made the NCAA Tournament in five straight seasons with Miller at the helm (the final four years during his first stint in 2006, 2007, 2008 and 2009 and his first year back in 2023). Those last three appearances gave him three straight years making at least the Sweet 16 as the XU head coach (2008 Elite Eight, 2009 Sweet 16 and 2023 Sweet 16). Miller won four Atlantic 10 Championships, including three regular season titles and one tournament title, during his first stint at XU. Miller was named the 2007-08 Atlantic 10 Conference Coach of the Year after leading Xavier to a 14-2 record and a second straight A-10 Regular Season Title. The National Association of Basketball Coaches named Miller as its 2008 NABC District 10 Coach of the Year and he was a finalist for numerous National Coach of the Year awards.



WINNING AND POSTSEASON SUCCESS

Since Miller became a head coach at Xavier in the 2004-05 season, he has the 10th most on-court wins by any head coach with 465 (sixth among active head coaches) and the 10th highest winning percentage (.716) entering the 2024-25 season. Entering this season, his 12 NCAA appearances since 2004-05 rank tied for 13th (10th among active coaches), NCAA win total of 21 ranks tied for 13th (seventh among active coaches), his four Elite Eights rank tied for 10th (sixth among active coaches) and his eight Sweet 16s rank tied for seventh (fifth among active coaches). All of these rankings are courtesy of Elias Sports Bureau.

MOST NCAA TOURN. APPEARANCES BY HC SINCE 2004-05		MOST NCAA TOURN. WINS BY HC SINCE 2004-05	
Mark Few	19	John Calipari	45
Tom Izzo	19	Bill Self	44
Bill Self	19	Roy Williams	44
Jay Wright	16	Mark Few	37
Mike Krzyzewski	16	Tom Izzo	37
Rick Barnes	16	Mike Krzyzewski	37
John Calipari	16	Jay Wright	34
Roy Williams	15	Rick Pitino	27
Matt Painter	15	Billy Donovan	26
Jamie Dixon	14	John Beilein	25
Mick Cronin	13	Jim Boeheim	22
Rick Pitino	13	Matt Painter	22
Sean Miller #	12	Sean Miller #	21
Bruce Pearl	12	Bo Ryan	21
Tony Bennett	12	Scott Drew	20
Jim Boeheim	12		
Scott Drew	12		
Bob Huggins	12		

MOST ELITE 8 APPEARANCES BY HC SINCE 2004-05		MOST NCAA SWEET 16 APPEARANCES BY HC SINCE 2004-05	
John Calipari	10	John Calipari	12
Bill Self	8	Mark Few	11
Roy Williams	8	Mike Krzyzewski	11
Rick Pitino	6	Tom Izzo	10
Tom Izzo	6	Bill Self	10
Billy Donovan	6	Roy Williams	10
Mike Krzyzewski	6	Sean Miller #	8
Mark Few	5	Jay Wright	8
Jay Wright	5	Matt Painter	7
Sean Miller #	4	Rick Pitino	7
John Beilein	4	Jim Boeheim	7
Eight coaches	3	John Beilein	7
		Billy Donovan	6
		Bo Ryan	6
		Eight coaches	5

SUCCESS IN THE CLASSROOM

Since becoming the Xavier head coach in 2004, every single player Sean Miller coached that has exhausted their eligibility has gone on to graduate. Standing at 56 straight graduates, this streak is comprised of 24 straight graduates from Xavier University and 32 straight graduates from the University of Arizona.

NATIONAL LEADER ON OFFENSE

Xavier led the nation in assists for the 2022-23 season at 19.1 apg., while ranking in the top 10 in scoring offense (10th at 80.9 ppg.), field goal percentage (seventh at .492) and 3-point percentage (fifth at 39.0). XU led the BIG EAST Conference in all four categories.

MILLER PLAYERS IN THE NBA

With the exception of John Calipari, no other active head coach can claim a deeper roster of NBA players than Sean Miller. Over the last 19 seasons as a head coach, Miller has seen 27 players that he has signed and/or coached move on to play professionally in the NBA, including Colby Jones, a 2023 NBA Draft second round selection (34th overall selection) and last season's leading scorer, Quincy Olivari. Of these 27, 12 were selected in the First Round of the NBA Draft, including six NBA Lottery picks. The Lottery selections include the first overall pick in 2018 (Deandre Ayton), the second overall pick in 2011 (Derrick Williams) and the fourth overall pick in 2014 (Aaron Gordon).

2024-25 active players in the NBA (10): Colby Jones (Washington Wizards), Quincy Olivari (not counted here among the 10 but was on the Los Angeles Lakers but now signed to the Lakers' G League team), Aaron Gordon (Denver Nuggets), Bennedict Mathurin (Indiana Pacers), Christian Koloko (Los Angeles Lakers), Dalen Terry (Chicago Bulls), Deandre Ayton (Portland Trailblazers), Josh Green (Charlotte Hornets), Lauri Markkanen (Utah Jazz), T.J. McConnell (Indiana Pacers) and Zeke Nnaji (Denver Nuggets). Gordon and Nnaji won the 2023 NBA World Championship with the Nuggets.

PLAYER DEVELOPMENT: STAFF LISTED AS THE BEST IN THE BIG EAST

Sean Miller and his staff received high honors in 2023-24 edition of *The Almanac*, the annual college basketball season preview produced by The Field of 68 staff. A panel of anonymous BIG EAST coaches named the XU staff as the best development staff in the league.

Individual player development has long been a staple of the Sean Miller program. The player-focused, 12-month emphasis on individual on-court development, strength and conditioning, nutrition and recovery has paid dividends for countless athletes over Miller's years as head coach.

USA BASKETBALL SUCCESS

Miller made his mark with USA Basketball as well. Miller was elevated from assistant coach to head coach of the U.S. Men's U19 National Team in 2015, leading the United States to the gold medal at the FIBA U19 World Championship in Crete, Greece, and was named the 2015 USA Basketball National Co-Coach of the Year. Miller's first gold medal with USA Basketball came as a player in 1991, when he helped propel the U.S. to gold in men's basketball at the World University Games in Sheffield, England.

BEFORE XAVIER

Miller came to Xavier for the first time in 2001 as Associate Head Coach under Thad Matta after coaching stops at North Carolina State, Pittsburgh, Miami (Ohio) and Wisconsin.

In 1992, the year after finishing his playing career at Pittsburgh, Miller served on Stu Jackson's Wisconsin staff as a graduate assistant. Jackson, who previously served as the BIG EAST Conference Executive Associate Commissioner, is now the Commissioner of the West Coast Conference.

BIG EAST SUCCESS AS A PLAYER

Miller, a 1992 graduate of the University of Pittsburgh, was the 1987-88 BIG EAST Freshman of the Year and helped lead Pitt to the 1988 BIG EAST regular-season title, as well as three NCAA Tournament appearances. A member of the Pitt All-Centennial Team that was convened in 2005, Miller ranks in the top 20 on the program's career scoring chart with 1,282 points. He also ranks in the top 30 on the NCAA Division I free throw shooting list (.885), fourth in career free-throw percentage in BIG EAST games (.909) and stands fourth on the BIG EAST career assists chart for league play with 401.

A legend at Blackhawk High School in the Pittsburgh area, Miller was inducted into the Western Pennsylvania Interscholastic Athletic League Hall of Fame in 2012.

PERSONAL

Miller, 56, and his wife, Amy, have three boys, Austin (29), Cameron (26), Braden (23). Miller, a native of Beaver Falls, Pa., was born Nov. 17, 1968.



MILLER'S ON-COURT YEAR-BY-YEAR RECORD

COLLEGIATE HEAD COACH (20TH SEASON)

2004-present 487-195 # .714 12 NCAA; 4 Elite Eights; 4 Sweet 16s #

XAVIER HEAD COACH (8TH SEASON)

YEAR	OVERALL	BIG EAST	POSTSEASON
2024-25	22-11	13-7/T-4th	NCAA
2023-24	16-18	9-11/T-8th	NIT
2022-23	27-10	15-5/Second	NCAA Sweet 16
8 Years	185-86	.683	6 NCAA; 1 Elite 8; 2 Sweet 16 • 1 NIT

ARIZONA HEAD COACH (12 SEASONS)

YEAR	OVERALL	PAC-12	POSTSEASON
2020-21	17-9	11-9 (Fifth)	Self-imposed postseason ban
2019-20	21-11	10-8 (Tied-Fifth)	COVID-19 - No NCAA Tourn.
2018-19	17-15	8-10 (Ninth)	
2017-18	#27-8	14-4 (First)*	NCAA First Round
2016-17	#32-5	16-2 (Tied-First)*	NCAA Sweet 16
2015-16	25-9	12-6 (Tied-Third)	NCAA First Round
2014-15	34-4	16-2 (Tied-First)*	NCAA Elite Eight
2013-14	33-5	15-3 (First)	NCAA Elite Eight
2012-13	27-8	12-6 (Tied-Second)	NCAA Sweet 16
2011-12	23-12	12-6 (Fourth)	NIT First Round
2010-11	30-8	14-4 (First)	NCAA Elite Eight
2009-10	16-15	10-8 (Fourth)	
12 Years	302-109 #	.735	7 NCAA; 3 Elite 8s; 2 Sweet 16s #

XAVIER HEAD COACH (FIRST 5 SEASONS)

YEAR	OVERALL	A-10	POSTSEASON
2008-09	27-8	12-4 (First)	NCAA Sweet 16
2007-08	30-7	14-2 (First)	NCAA Elite Eight
2006-07	25-9	13-3 (First)	NCAA Second Round
2005-06	21-11	8-8 (Tied-Seventh)*	NCAA First Round
2004-05	17-12	10-6 (Second)	
5 Years	120-47	.719	4 NCAA; 1 Elite 8; 1 Sweet 16

XAVIER ASSOCIATE HEAD COACH (3 SEASONS)

YEAR	OVERALL	A-10	POSTSEASON
2003-04	26-11	10-6 (Tied-Third)*	NCAA Elite Eight
2002-03	26-6	15-1 (First)	NCAA Second Round
2001-02	26-6	14-2 (First)*	NCAA Second Round
3 Years	78-23	.772	3 NCAA; 1 Elite Eight

* Conference Tournament Champion

Note the career on-court record information to the right on this page.

MOST HC WINS FROM 2004-05 THROUGH 2023-24 SEASON

	WIN	LOSS
Mark Few	583	111
Bill Self	579	134
John Calipari	569	153
Mike Krzyzewski	508	128
Tom Izzo	500	205
Randy Bennett	489	169
Dana Altman	477	219
Jay Wright	468	151
Roy Williams	466	152
Sean Miller #	465	184
Rick Barnes	463	223
Jamie Dixon	457	228
Mick Cronin	452	218
Matt Painter	447	203
Jim Boeheim	440	207
Scott Drew	438	223
Steve Alford	438	209
Rick Pitino	436	148
Tony Bennett	433	169
Greg McDermott	428	249

- Elias Sports Bureau

- All coach rankings in Miller's bio are courtesy of Elias Sports Bureau and include all on-court numbers. Arizona vacated 32 wins from 2016-17 and 18 of its 27 wins from 2017-18 per NCAA; NCAA Tournament appearances and Pac-12 titles were also vacated in 2017 and 2018. Miller's actual on-court win-loss record overall is 487-195 for a 71.4 winning percentage when including on-court records for 2016-17 (32-5, 16-2 and Pac-12 Regular Season Co-Champs, Pac-12 Tournament Champs and NCAA Sweet 16) and 2017-18 (27-8, 14-4 and Pac-12 Regular Season Co-Champs, Pac-12 Tourn. Champs and NCAA First Round).

HEAD COACH CAREER WINNING PCT. LEADERS (MIN. 5 YEARS AS DIV. I HC, INCLUDING 2023-24)

	WIN	LOSS	WIN%
Mark Few	716	143	0.8335
Bill Self	810	248	0.7656
John Calipari	855	263	0.7648
Bria Dutcher	177	58	0.7532
Rick Pitino	854	306	0.7362
Darren DeVries	150	55	0.7317
Chris Jans	186	71	0.7237
John Becker	308	120	0.7196
Tony Bennett	433	169	0.7193
Sean Miller #	465	184	0.7165
Thad Matta	471	187	0.7158
Randy Bennett	532	216	0.7112
Tom Izzo	707	295	0.7056
Eric Musselman	221	93	0.7038
Matt Painter	472	208	0.6941
Eriv HENDERSON	109	48	0.6943
Will Wade	226	100	0.6933



The popular Sean Miller Podcast gives fans access to in-depth storytelling and unique conversations with an emphasis on Xavier Basketball. You can catch all of the past and future episodes at www.youtube.com/@SeanMillerPod or by finding Sean Miller Podcast on your favorite podcast platform.



XAVIER'S WINNING TRADITION

Year	Record	Atlantic 10, MCC or BIG EAST Conference Record (Finish)	NCAA (seed) or NIT Postseason	Home Attendance Avg. (Sell-outs/Home Games)
2024-25	22-11	13-7 (T-Fourth in BIG EAST)	NCAA	10,177 (10/17)
2023-24	16-18	9-11 in BIG EAST (T-Eighth in BIG EAST)	NIT	10,316 (15/18)
2022-23	27-10	15-5 (Second in BIG EAST)	NCAA Sweet 16 (#3 seed)	10,286 (14/17)
2021-22	23-13	8-11 (T-Seventh in BIG EAST)	NIT Champions	9,038 (11/21)
2020-21	13-8	6-7 (Seventh in BIG EAST)	crowd restrictions (13/all games at capacity)	
2019-20	19-13	8-10 (T-Sixth in BIG EAST)	Postseason cancelled (COVID-19)	10,311 (12/17)
2018-19	19-16	9-9 (T-Third in BIG EAST)	NIT Second Round	10,034 (13/18)
2017-18	29-6	15-3 (First in BIG EAST)	NCAA Second Round (#1 seed)	10,475 (18/18)
2016-17	24-14	9-9 (Seventh in BIG EAST)	NCAA Elite Eight (#11 seed)	10,282 (12/16)
2015-16	28-6	14-4 (Second BIG EAST)	NCAA Second Round (#2 seed)	10,281 (11/16)
2014-15	23-14	9-9 (Sixth in BIG EAST)	NCAA Sweet 16 (#6 seed)	9,998 (9/16)
2013-14 (Begin BIG EAST)	21-13	10-8 (T-Third in BIG EAST)	NCAA Tournament (#12 seed)	9,890 (7/17)
2012-13	17-14	9-7 (T-Sixth in Atlantic 10)		9,781 (1/15)
2011-12	23-13	10-6 (T-Third in Atlantic 10)	NCAA Sweet 16 (#10 seed)	10,155 (10/16)
2010-11	24-8	15-1 (First in Atlantic 10)	NCAA Second Round (#6 seed)	10,098 (9/15)
2009-10	26-9	14-2 (T-First in Atlantic 10)	NCAA Sweet 16 (#6 seed)	10,123 (7/15)
2008-09	27-8	12-4 (First in Atlantic 10)	NCAA Sweet 16 (#4 seed)	10,097 (11/15)
2007-08	30-7	14-2 (First in Atlantic 10)	NCAA Elite Eight (#3 seed)	10,008 (9/17)
2006-07	25-9	13-3 (T-First in Atlantic 10)	NCAA Second Round (#9 seed)	9,910 (5/15)
2005-06	21-11	8-8 (T-Seventh in Atlantic 10)*	NCAA Tournament (#14 seed)	9,775 (4/15)
2004-05	17-12	10-6 (T-Second in Atlantic 10 West)		10,027 (7/16)
2003-04	26-11	10-6 (T-Third in Atlantic 10 West)*	NCAA Elite Eight (#7 seed)	9,902 (8/16)
2002-03	26-6	15-1 (First in Atlantic 10 West)	NCAA Second Round (#3 seed)	10,181 (14/15)
2001-02	26-6	14-2 (First in Atlantic 10 West)*	NCAA Second Round (#7 seed)	10,224 (13/14)
2000-01	21-8	12-4 (T-Second in Atlantic 10)	NCAA Tournament (#11 seed)	10,072 (12/14)
1999-00	21-12	9-7 (T-Second in Atlantic 10 West)	NIT Second Round	9,072 (4/15)
1998-99	25-11	12-4 (Second in Atlantic 10 West)	NIT Third Place	9,540 (6/16)
1997-98	22-8	11-5 (T-First in Atlantic 10 West)*	NCAA Tournament (#6 seed)	9,924 (10/14)
1996-97	23-6	13-3 (First in Atlantic 10 West)	NCAA Second Round (#7 seed)	9,436 (5/14)
1995-96 (Begin Atlantic 10)	13-15	8-8 (Third in Atlantic 10 West)		8,871 (5/14)
1994-95	23-5	14-0 (First in MCC)	NCAA Tournament (#11 seed)	8,201 (2/14)
1993-94	22-8	8-2 (First in MCC)	NIT Quarterfinals	6,943 (1/16)
1992-93	24-6	12-2 (T-First in MCC)	NCAA Second Round (#9 seed)	7,236 (1/13)
1991-92	15-12	7-3 (T-Second in MCC)		8,296 (1/14)
1990-91	22-10	11-3 (First in MCC)*	NCAA Second Round (#14 seed)	6,812 (1/15)
1989-90	28-5	12-2 (First in MCC)	NCAA Sweet 16 (#6 seed)	7,757 (2/14)
1988-89	21-12	7-5 (Third in MCC)*	NCAA Tournament (#14 seed)	4,411 (0/15)
1987-88	26-4	9-1 (First in MCC)*	NCAA Tournament (#11 seed)	5,853 (1/15)
1986-87	19-13	7-5 (T-Third in MCC)*	NCAA Second Round (#13 seed)	3,213 (0/15)
1985-86	25-5	10-2 (First in MCC)*	NCAA Tournament (#12 seed)	5,171 (1/14)
1984-85	16-13	7-7 (Fifth in MCC)		4,644 (0/13)
1983-84	22-11	9-5 (Third in MCC)	NIT Quarterfinals	4,788 (0/15)
1982-83	22-8	10-4 (T-Second in MCC)*	NCAA Tournament (#12 seed)	3,002 (0/15)
1981-82	8-20	1-11 (Seventh in MCC)		2,861 (0/15)
1980-81	12-16	8-3 (First in MCC)		2,782 (1/14)
1979-80 (Begin MCC)	8-18	0-5 (Sixth in MCC)		3,769 (0/12)
46-Season Totals	990-482 (.673)		29 NCAA Tournaments/7 NIT	

* Won Conference Tournament Championship



+ Xavier is making its 36th postseason appearance in the last 42 postseasons in 2025 (2020 cancelled by the pandemic), including 29 NCAA Tournament berths and seven NIT berths during that time.
 + Xavier's last 46 years of conference play included plenty of success. Xavier has won or shared 18 regular season conference championships over its years in the BIG EAST, Atlantic 10 and MCC (one BIG EAST, nine A-10 and eight MCC), while winning 10 conference tournament championships (four A-10 and six MCC). XU was in the MCC for 16 years (1980-1995) and the A-10 for 18 years (1996-2013).

WIN LEADERS 1986-2024

Kansas	1,112
Duke	1,102
North Carolina	1,024
Kentucky	1,022
Arizona	988
Gonzaga	971
Syracuse	936
UConn	909
Michigan State	895
Memphis	885
Xavier	880
UCLA	874
Cincinnati	860
Villanova	858
Louisville	857
Purdue	857
Florida	847
Oklahoma	842
UNLV	840
Texas	840

WINNING % LEADERS 1986-2024

Kansas	.805
Duke	.799
Gonzaga	.764
Kentucky	.760
Arizona	.754
North Carolina	.743
Syracuse	.707
Xavier	.696
UConn	.695
Michigan State	.686
Memphis	.684
Charleston	.682
UCLA	.681
Murray State	.681
Cincinnati	.676
Purdue	.670
UNLV	.664
Oklahoma	.660
Villanova	.659
Louisville	.659



2024-25 XAVIER RECORDS BREAKDOWN

Leading at the half:	18-4
Trailing at the half:	4-6
Tied at the half:	0-1
In Overtime:	0-2
XU Shooting 50% or better:	10-2
XU Shooting between 40-49.9%:	12-4
XU Shooting less than 40%:	0-5
Opponents shoot 50% or better:	1-2
Opponents shoot less than 50%:	21-9
XU outrebounds its opponent:	14-5
Opponent outrebounds XU:	7-5
Teams are tied in rebounds:	1-1
XU Scoring 50 points or less:	0-0
XU Scoring 51-59 points:	1-1
XU Scoring 60-69 points:	1-3
XU Scoring 70-79 points:	10-5
XU Scoring 80-89 points:	4-2
XU Scoring 90-99 points:	5-0
XU Scoring 100 or more points:	1-0
Allowing 50 points or less:	0-0
Allowing 51-59 points:	4-0
Allowing 60-69 points:	12-2
Allowing 70-79 points:	3-4
Allowing 80-89 points:	3-4
Allowing 90 points or more:	0-1
Game is decided by 1-5 points:	4-5
Game is decided by 6-10 points:	7-4
Game is decided by 11-20 points:	6-1
Game is decided by 21 points or more:	5-1
Playing at night:	13-8
Playing in the morning or afternoon:	9-3
Ryan Conwell leads team in scoring:	8-6
Zach Freemantle leads team in scoring:	12-3
Dailyn Swain leads team in scoring:	2-0
Dante Madox Jr. leads team in scoring:	1-1
Marcus Foster leads team in scoring:	1-1
One player scores in double figures:	0-0
Two players score in double figures:	1-0
Three players score in double figures:	6-7
Four players score in double figures:	8-4
Five players score in double figures:	5-0
Six players score in double figures:	2-0
Seven players score in double figures:	0-0
In November:	6-1
In December:	3-4
In January:	4-4
In February:	5-1
In March:	4-1
On Sunday:	2-1
On Monday:	2-0
On Tuesday:	6-1
On Wednesday:	4-4
On Thursday:	0-2
On Friday:	1-1
On Saturday:	7-2
Double-Figure Scoring Games (126): Freemantle (30), Conwell (27), Swain (21), McKnight (15), Foster (10), Maddox (10), Hunter (8), Hugley (3), Green (2)	
Double-Figure Rebounding Games (9): Freemantle (5), Swain (3), Foster (1)	
20-Point + Scoring Games (24): Conwell (12), Freemantle (8), Maddox (3), Foster (1)	
#30-Point + Scoring Games (2): Conwell (2)	
\$40-Point+ Scoring Games (0):	
Double-Doubles (9): Freemantle (5), Swain (3), Foster (1)	
*Triple-Doubles (0):	
*Also counts as a double-double	
#Also counts as a 20+ game	
\$Also counts as a 30+ game and a 20+ game	

LAST TIME THAT...

Xavier scored 80-89 points: XU 86, Texas 80 in NCAA Tournament (3-19-25)	Xavier made 30 or more free throws: 30-40 vs. Seton Hall at CC (12-31-24)
Opponent scored 80-89 points: XU 86, Texas 80 in NCAA Tournament (3-19-25)	Opponent made 30 or more free throws: 33-38 by Butler at BU (1-14-17)
Xavier scored 90-99 points: XU 91, Butler 78 at BU (3-5-25)	Xavier made 20-29 free throws: 25-33 vs. Seton Hall at SHU (2-23-25)
Opponent scored 90-99 points: UConn 94, Xavier 89 (OT) at UConn (12-18-24)	Opponent made 20-29 free throws: 22-27 by St. John's at Madison Square Garden (1-22-25)
Xavier scored 100 points or more: XU 119, Morgan State 58 at CC (12-10-24)	Xavier made 10 or more 3-Pt. FG: 12-25 vs. Texas in NCAA Tournament (3-19-25)
Opponent scored 100 points or more: Arizona State 102, XU 86 in Las Vegas Inv. (11-24-17)	Opponent made 10 or more 3-Pt. FG: 14-33 by Marquette at Madison Square Garden (3-13-25)
Xavier scored 60 points or less: XU 59, Marquette 57 at MU (1-18-25)	Xavier had 50 or more rebounds: 54 vs. Morgan State at CC (12-10-24)
Opponent scored 60 points or less: XU 59, Marquette 57 at MU (1-18-25)	Opponent had 50 or more rebounds: 50 by St. John's at CC (1-7-25)
Xavier scored 50 points or less: Cincinnati 62, XU 47 at UC (12-8-18)	Xavier had 25 or more assists: 25 vs. Morgan State at CC (12-10-24)
Opponent scored 50 points or less: XU 96, Ball State 50 at CC (12-8-21)	Opponent had 25 or more assists: 28 by UConn at UConn (1-28-24)
Xavier scored 40 points or less: Temple 59, XU 40 at TU (1-25-00)	Xavier had 10 or more steals: 10 vs. Creighton at CC (3-1-25)
Opponent scored 40 points or less: XU 65, Delaware State 33 at CC (12-28-07)	Opponent had 10 or more steals: 13 by TCU at TCU (12-5-24)
Xavier won by 10-19 points: XU 91, Butler 78 at BU (3-5-25)	Xavier had 10 or more blocked shots: 12 vs. Winthrop (12-16-23)
Opponent won by 10-19 points: Villanova 80, XU 68 at VU (2-9-25)	Opponent had 10 or more blocked shots: 10 by UConn at UConn (12-18-24)
Xavier won by 20-29 points: XU 83, Creighton 61 at CC (3-1-25)	Xavier had 15 or more turnovers: 18 vs. Seton Hall at SHU (2-23-25)
Opponent won by 20-29 points: Michigan 78, XU 53 in Fort Myers Tip-Off (11-27-24)	Opponent had 15 or more turnovers: 17 by Providence at CC (3-8-25)
Xavier won by 30 points or more: XU 119, Morgan State 58 at CC (12-10-24)	Musketeeer scored 20-29 pts.: 22 by Marcus Foster vs. Texas in NCAA Tournament (3-19-25)
Opponent won by 30 points or more: UConn 99, XU 56 at UConn (1-28-24)	Two or more Musketeeer players with 20+ points in one game: 25 by Zach Freemantle and 21 by Ryan Conwell vs. Providence at CC (3-8-25)
Xavier scored 50 or more in the first half: 52 vs. Morgan State at CC (12-10-24)	Opponent scored 20-29 pts.: 23 by Tre Johnson of Texas in NCAA Tournament (3-19-25)
Opponent scored 50 or more in the first half: 51 by Villanova at CC (2-17-18)	Musketeeer scored 30-39 points: 38 by Ryan Conwell vs. Marquette at Madison Square Garden (3-13-25)
Xavier scored 50 or more in second half: 50 vs. Seton Hall at CC (12-31-24)	Opponent scored 30-39 points in a game: 30 by Kam Jones of Marquette at CC (3-9-24)
Opponent scored 50 or more in the second half: 53 by Marquette at Madison Square Garden (3-13-25)	Musketeeer scored 40+ points in a game: 43 by Quincy Olivari vs. DePaul at DU (2-3-24)
Xavier scored 25 or less in the first half: 24 vs. Villanova at CC (1-14-25)	Opponent scored 40+ points in a game: 40 by Tra Holder of Arizona State in Las Vegas Inv. (11-24-17)
Opponent scored 25 or less in the first half: 21 by Seton Hall at SHU (2-23-25)	Musketeeer grabbed 15 + reb.: 15 by Jack Nunge vs. Cincinnati at CC (12-11-21)
Xavier scored 25 or less in second half: 25 vs. St. John's at Madison Square Garden (1-22-25)	Musketeeer had 10 + assists: 10 by Dayvion McKnight vs. Seton Hall at CC (12-23-23)
Opponent scored 25 or less in the second half: 25 by Villanova at CC (2-7-24)	Musketeeer had 5 or more steals: 6 by Dailyn Swain vs. Butler at CC (2-18-25)
Xavier played an overtime game: St. John's 79, XU 71 at Madison Square Garden (1-22-25)	Musketeeer had 5 or more blocks: 5 by Abou Ousmane vs. Villanova at CC (2-7-24)
Xavier played more than one overtime: Providence 99, XU 92 (3OT) at PC (2-23-22)	Double-double (pts.-ast.): Dayvion McKnight with 15 points and 10 assists vs. Seton Hall at CC (12-23-23). Before that? Zach Freemantle's triple-double with 15 points, 13 rebounds and 10 assists vs. Fairfield at CC (11-15-22)
Xavier won an overtime game: XU 85, Providence 83 (OT) at CC (2-1-23)	Double-double (pts.-reb.): Dailyn Swain with 16 points and 10 rebounds vs. Butler at BU (3-5-25)
Opponent won an overtime game: St. John's 79, XU 71 at Madison Square Garden (1-22-25)	Two Musketeeer players with double-doubles in one game: Abou Ousmane with 16 points and 10 rebounds and Dayvion McKnight with 15 points and 10 assists vs. Seton Hall at CC (12-23-23)
Xavier shot 60 percent or more from the field: 60.3 (41-68) vs. Morgan State at CC (12-10-24)	Triple-double (pts.-reb.-ast.): Zach Freemantle with 15 points, 13 rebounds and 10 assists vs. Fairfield at CC (11-15-22)
Opponent shot 60 percent from the field: 61.4 (35-57) by DePaul at Madison Square Garden (3-9-23)	Five Musketeers scored in double figures: 5 vs. Texas in NCAA Tournament (3-19-25)
Xavier shot 50 pct. or more: 55.2 (32-58) vs. Texas in NCAA Tournament (3-19-25)	Six Musketeers scored in double figures: 6 vs. Seton Hall at CC (12-31-24)
Opponent shot 50 percent or more: 53.7 (36-67) by Providence at PC (2-12-25)	Seven Musketeers scored in double figures: 7 vs. Fairleigh Dickinson at CC (11-9-12)
Xavier shot 35 pct. or worse: 34.5 (20-58) vs. Michigan in Fort Myers Tip-Off (11-27-24)	
Opponent shot 35 percent or worse: 28.8 (19-66) by Jackson State at CC (11-12-24)	
Xavier made 40 or more field goals: 41-68 vs. Morgan State at CC (12-10-24)	
Opponent made 40 or more field goals: 48-81 by Kansas in Great Alaska Shootout (11-26-99)	

XAVIER BASKETBALL™

POSTSEASON



Official Basketball Box Score - Final
Texas Southern at Xavier
 11/04/24 Citrus Center, Cincinnati
 2024-25 Men's Basketball

Game Time: 7:30 PM
 Game Duration: 2:04
 Attendance: 10,212

Officials: Brent Hampton, Evon Burroughs, Nick Terry

Texas Southern - 69

Record: 0-1

NO.	Name	Min	FG		3P		FT		Rebounds		Fouls		TP	AS	TO	ST	Blocks		+/-	
			M	A	M	A	O	D	O	R	O	D					O	R		O
1	Kenny Hunter	F 21:02	2	6	0	0	0	0	1	5	6	4	1	4	3	0	0	1	0	3
4	Josh Farmer	F 22:39	0	2	0	0	2	2	2	4	5	2	2	2	1	1	0	1	-13	
0	Jaylin Jackson-Posey	G 19:22	1	2	1	2	0	0	1	1	4	1	3	0	2	0	0	0	-14	
12	Zyrtarius Morte	G 16:59	1	8	0	2	0	0	3	3	0	0	2	2	1	1	0	1	6	
14	Kolby Granger	G 31:44	5	7	2	3	3	3	1	3	4	1	15	3	3	1	1	0	-8	
2	Kavion McClain	G 33:31	9	17	3	6	0	0	2	2	3	1	21	2	4	1	0	0	-6	
3	Oumar "UNO" Koureissi	G 08:25	2	4	1	2	1	1	2	5	2	2	6	1	2	1	1	0	-1	
8	Alex Anderson	G 22:08	2	6	1	2	1	2	1	4	5	2	6	2	2	0	2	0	-8	
23	Duane Posey	G 05:59	0	1	0	0	0	0	2	2	2	0	0	0	2	0	1	0	3	
25	Grayson Carter	G 14:40	2	4	2	4	0	0	1	1	5	3	10	1	1	0	0	0	-1	
7	Zaire Hayes	G 03:32	0	1	0	0	0	0	1	1	0	0	0	0	1	0	0	0	-6	
Team																				
Totals			24	58	10	23	11	13	8	26	34	31	15	69	16	17	7	4	3	9

Technical Fouls: NONE

Xavier - 78

Record: 1-0

NO.	Name	Min	FG		3P		FT		Rebounds		Fouls		TP	AS	TO	ST	Blocks		+/-	
			M	A	M	A	O	D	O	R	O	D					O	R		O
3	Dalyn Swain	F 29:09	3	5	0	2	8	9	0	2	2	2	8	14	5	4	1	0	0	12
32	Zach Freemantle	F 32:49	5	9	0	1	9	10	11	10	3	8	19	2	3	4	1	0	0	23
1	Marcus Foster	G 26:47	0	5	0	3	2	3	1	5	6	3	2	2	1	0	0	1	1	4
7	Ryan Conwell	G 35:56	6	12	5	10	4	5	1	2	3	0	21	0	0	3	1	0	18	
20	Dayvion McKnight	G 28:54	5	9	1	2	8	8	0	1	1	3	6	19	5	0	2	0	17	
2	Jerome Hunter	G 20:17	0	5	0	1	2	4	0	2	2	3	2	0	1	2	0	0	-1	
21	Dante Maddox Jr.	G 10:30	0	2	0	0	1	2	1	2	1	0	0	1	1	1	0	1	-10	
0	Trey Green	G 09:17	0	3	0	0	0	0	1	1	0	0	0	3	0	1	0	0	-11	
4	John Hugley IV	G 06:21	0	1	0	1	2	2	2	2	1	1	1	0	0	0	0	0	-7	
Team																				
Totals			19	51	6	23	34	41	7	27	34	15	31	78	17	9	14	3	4	9

Technical Fouls: NONE

Shooting By Period	
1 st FG%	11-29 37.9%
3PT%	9-15 20.0%
FT%	9-13 69.2%
2 nd FG%	8-22 36.4%
3PT%	3-8 37.5%
FT%	25-28 89.3%
GM FG%	19-51 37.3%
3PT%	6-23 26.1%
FT%	34-41 82.9%

Dead Ball Rebounds: 4, 0

	Tigers	Xavier
Biggest lead	9 (1 st 6:24)	12 (2 nd 6:53)
Best Scoring Run	13 (1 st 11:23)	11 (2 nd 9:02)
Lead Changes	8	6
Times Tied	6	8
Time with Lead	16:08	19:14

Points from	Tigers	Xavier
Turnovers	5	21
Paint	14	20
Second Chance	12	6
Fast Breaks	8	16
Bench	43	3

Period by Period Scoring	1st	2nd	TOT
Tigers	38	31	69
Xavier	34	44	78



Official Basketball Box Score - Final
IU Indy at Xavier
 11/08/24 Citrus Center, Cincinnati
 2024-25 Men's Basketball

Game Time: 6:00 PM
 Game Duration: 1:51
 Attendance: 10,224

Officials: Matt Potter, Tony Chiazza, Mike Palau

IU Indy - 80

Record: 1-1

NO.	Name	Min	FG		3P		FT		Rebounds		Fouls		TP	AS	TO	ST	Blocks		+/-	
			M	A	M	A	O	D	O	R	O	D					O	R		O
7	Sean Craig	F 33:59	4	8	0	2	0	0	2	8	10	2	1	8	2	1	0	0	0	-13
13	Keenan Garner	F 16:32	3	6	0	1	0	0	2	3	5	4	0	6	0	0	1	1	0	-13
30	Tamaris Brown	F 17:21	1	3	0	1	2	2	0	1	1	2	2	4	1	2	0	0	1	-8
0	Paul Zilinskas	G 34:02	6	14	4	6	1	1	0	3	3	2	1	17	2	2	1	1	2	-6
4	Jarvis Walker	G 31:17	6	16	4	7	4	4	0	1	1	3	4	20	3	2	0	0	-19	
1	Alco Millender	G 26:04	4	5	3	4	1	3	0	1	1	2	1	12	6	0	0	0	0	
2	DeSean Goode	G 23:36	1	3	1	3	2	2	1	1	2	2	5	1	0	1	0	0	-1	
12	Nathan Dudukovich	G 17:09	3	5	2	4	0	0	0	0	0	0	0	8	0	1	1	0	-10	
Team																				
Totals			28	60	14	28	10	12	8	18	26	17	11	80	15	9	7	2	6	-14

Technical Fouls: NONE

Xavier - 94

Record: 2-0

NO.	Name	Min	FG		3P		FT		Rebounds		Fouls		TP	AS	TO	ST	Blocks		+/-	
			M	A	M	A	O	D	O	R	O	D					O	R		O
3	Dalyn Swain	F 24:54	3	5	0	0	0	2	1	7	8	4	2	6	2	0	3	1	0	15
32	Zach Freemantle	F 26:15	5	8	0	0	7	8	1	5	6	1	5	17	2	0	0	2	0	18
1	Marcus Foster	G 18:17	3	6	1	2	2	3	5	1	1	1	9	2	1	1	0	1	19	
7	Ryan Conwell	G 27:41	6	11	3	6	4	4	1	2	0	3	3	19	4	1	0	0	27	
20	Dayvion McKnight	G 33:11	6	7	4	4	1	2	0	2	1	2	17	5	1	2	1	0	19	
2	Jerome Hunter	G 17:34	5	11	0	1	0	0	2	2	4	0	0	10	2	1	0	1	2	
21	Dante Maddox Jr.	G 22:35	1	6	1	4	0	0	3	3	0	1	3	2	1	0	1	0	-6	
0	Trey Green	G 15:41	2	3	1	2	0	0	1	1	0	0	0	2	1	0	0	0	-18	
4	John Hugley IV	G 13:52	2	2	0	0	4	4	1	1	2	1	3	8	2	2	0	0	-6	
Team																				
Totals			33	59	10	18	16	22	9	24	33	11	17	94	23	8	6	2	14	

Technical Fouls: NONE

	IND	XAV
Biggest lead	8 (1 st 6:39)	22 (2 nd 4:37)
Best Scoring Run	8 (1 st 12:03)	12 (1 st 1:45)
Lead Changes	4	1
Times Tied	1	1
Time with Lead	09:12	29:29

Points from	IND	XAV
Turnovers	10	15
Paint	26	44
Second Chance	9	18
Fast Breaks	6	22
Bench	25	26

Period by Period Scoring	1st	2nd	TOT
IND	33	47	80
XAV	38	56	94



Official Basketball Box Score - Final
Jackson St. at Xavier
 11/12/24 Citrus Center, Cincinnati
 2024-25 Men's Basketball

Game Time: 8:30 PM
 Game Duration: 1:55
 Attendance: 10,107

Officials: Brian O'Connell, Clarence Armstrong, Tim Smith

Jackson St. - 57

Record: 0-3

NO.	Name	Min	FG		3P		FT		Rebounds		Fouls		TP	AS	TO	ST	Blocks		+/-	
			M	A	M	A	O	D	O	R	O	D					O	R		O
3	Jayme Mitchell Jr.	F 33:22	7	16	5	10	7	7	1	4	5	4	4	26	0	2	0	0	0	-28
7	Shannon Grant	F 35:04	3	10	0	0	1	2	3	5	3	3	7	1	2	0	0	0	1	-41
13	Romelle Mansel	F 35:16	3	13	0	3	4	2	5	7	3	4	9	2	3	1	1	0	-33	
1	Dorian McMillian	G 16:51	1	10	0	0	0	1	2	3	2	1	2	1	1	2	0	2	-29	
21	Marcus Watson Jr.	G 25:22</																		

XAVIER BASKETBALL™

POSTSEASON



Official Basketball Box Score - Final
Xavier at Xavier
 11/20/24 Caritas Center, Cincinnati
 2024-25 Men's Basketball

Game Time: 6:30 PM
 Game Duration: 1:52
 Attendance: 10,067

Officials: John Gaffney, Ron Groover, Nathan Fassel

Siena - 55

Record: 3-2

NO. Name	Min	FG		3P		FT		Rebounds		Fouls		TP	AS	TO	ST	Blocks			+/-	
		M.A.	M.A.	M.A.	M.A.	OR	DR	OR	DR	PF	FD					BS	BA	BA		
21 Brendan Coyle	F 23:38	2-2	0-0	2-2	0-0	2	2	2	3	6	0	0	0	0	0	0	0	0	0	-15
13 Peter Carey	C 20:15	1-3	0-0	4	3	7	2	2	2	2	2	2	1	2	0	0	0	0	-18	
3 Major Freeman	G 32:09	4-11	2-6	2-4	0-4	4	4	1	2	12	1	1	1	1	1	1	1	1	-28	
12 Reid Ducharme	G 29:34	5-12	2-7	3-4	0-3	3	2	2	15	1	3	0	1	0	0	0	0	0	-13	
44 Marcus Jackson	G 30:29	2-9	0-2	2-6	1-3	4	0	4	6	1	1	0	0	0	0	0	0	0	-19	
0 Justice Shoats	19:14	2-6	0-0	0-2	0-2	2	2	1	1	4	4	2	1	1	1	0	0	0	-19	
5 Myles Wilmoth	14:46	1-1	0-0	0-0	1-1	3	4	3	0	2	1	2	0	3	0	0	0	0	0	
7 Tajae Jones	06:04	0-0	0-0	1-2	1-0	1	0	3	1	0	1	0	1	0	1	0	0	0	-3	
22 Devin Bradford	04:59	0-0	0-0	1-2	0-0	0	0	1	1	0	0	1	1	0	0	1	1	0	-7	
11 Michael Ojp	04:24	0-0	0-0	0-0	0-0	0	0	0	0	0	0	0	0	0	0	0	0	0	-1	
2 Brayn Smith	07:02	0-0	0-0	0-0	0-0	0	0	0	0	0	0	0	1	1	0	0	0	0	1	
14 Gavin Doty	04:51	3-4	0-1	0-0	0-0	0	0	0	1	6	0	0	0	0	0	0	0	0	-3	
20 Kyle Winters	02:35	0-0	0-0	0-0	0-0	0	0	0	0	0	0	0	0	0	0	0	0	0	0	
Team						0	2	2							0	1				
Totals		20-48	6-18	9-20	7	22	29	13	18	55	13	16	6	11	2	25				

Technical Fouls: NONE

Xavier - 80

Record: 5-0

NO. Name	Min	FG		3P		FT		Rebounds		Fouls		TP	AS	TO	ST	Blocks			+/-
		M.A.	M.A.	M.A.	M.A.	OR	DR	OR	DR	PF	FD					BS	BA	BA	
3 Dailyn Swain	F 23:25	3-4	0-0	1-2	0-0	2	2	4	2	7	3	1	2	1	1	23			
32 Zach Freemantle	F 28:10	4-10	1-2	1-1	0	9	9	2	3	10	3	1	2	0	1	23			
1 Marcus Foster	G 25:22	5-7	2-2	0-0	5	5	2	1	12	5	1	1	0	2	14				
7 Ryan Corwell	G 25:26	6-9	4-5	0-0	1	1	2	0	16	0	2	2	0	1	25				
20 Dayvion McKnight	G 30:07	4-9	0-3	1-1	0	1	1	2	3	9	7	1	2	0	29				
4 John Hugley IV	13:41	2-4	0-0	0-0	2	2	2	1	4	1	1	1	1	0	2	3			
21 Dante Maddox Jr.	16:02	2-10	0-5	0-0	1	2	0	4	2	0	0	1	1	1	1				
0 Trey Green	16:46	5-8	4-7	0-0	1	2	3	1	2	14	3	2	0	0	8				
2 Jerome Hunter	18:26	2-4	0-0	0-0	3	3	6	3	1	4	0	1	0	1	-1				
11 Cam'Ron Fletcher	02:35	0-0	0-0	0-0	0-0	0	0	0	0	0	0	0	0	0	0				
Team						4	4	4							0				
Totals		33-65	11-24	3-4	9	26	35	18	13	80	24	9	11	2	11	25			

Technical Fouls: NONE

Biggest lead

Best Scoring Run

Lead Changes

Times Tied

Time with Lead

SIE XAV

Points from Turnovers

Paint

Second Chance

Fast Breaks

Bench

Period by Period Scoring

1st 2nd TOT

SIE 28 27 55

XAV 44 36 80

XAV 44 36 80

XAV 44 36 80



Official Basketball Box Score - Final
Xavier at South Carolina
 11/20/24 Surcoat Credit Union Arena, Fort Myers
 2024-25 Men's Basketball

Game Time: 8:30 PM
 Game Duration: 2:08
 Attendance: 3,500

Officials:

Xavier - 75

Record: 6-0

NO. Name	Min	FG		3P		FT		Rebounds		Fouls		TP	AS	TO	ST	Blocks			+/-
		M.A.	M.A.	M.A.	M.A.	OR	DR	OR	DR	PF	FD					BS	BA	BA	
3 Dailyn Swain	F 30:55	5-7	0-0	4-4	0	6	6	0	6	14	2	2	5	1	0	15			
32 Zach Freemantle	F 29:25	6-8	0-2	4-7	3	6	9	3	6	16	2	0	1	2	0	13			
1 Marcus Foster	G 22:55	4-8	1-2	0-0	1	1	2	1	9	1	1	0	1	0	2	10			
7 Ryan Corwell	G 37:26	4-14	2-8	3-5	1	4	5	1	2	13	2	2	1	0	1	5			
20 Dayvion McKnight	G 33:41	4-9	1-1	2-3	1	4	5	3	2	11	3	3	0	0	0	11			
2 Jerome Hunter	22:53	4-8	0-0	2-2	3	1	4	2	1	10	0	0	1	1	0	5			
4 John Hugley IV	06:04	0-0	0-0	0-0	0	1	1	3	0	0	0	0	0	0	0	0			
21 Dante Maddox Jr.	10:09	1-4	0-2	0-0	1	3	4	1	0	2	0	0	0	0	0	0			
0 Trey Green	06:32	0-3	0-3	0-0	0	0	0	0	0	0	0	0	0	0	0	0			
Team						2	3	5							0				
Totals		28-63	4-18	15-21	12	29	41	15	18	75	10	10	8	4	4	9			

Technical Fouls: NONE

South Carolina - 66

Record: 3-3

NO. Name	Min	FG		3P		FT		Rebounds		Fouls		TP	AS	TO	ST	Blocks			+/-
		M.A.	M.A.	M.A.	M.A.	OR	DR	OR	DR	PF	FD					BS	BA	BA	
5 Nick Pringle	F 18:43	4-7	0-0	1-1	0	3	3	4	1	9	0	0	0	0	0	1	25		
10 Myles Stute	F 26:02	3-5	2-4	0-0	0	2	2	3	0	8	1	1	0	0	0	4			
30 Collin Murray-Boyles	F 28:49	4-5	0-0	5-7	1	5	6	5	6	13	2	3	2	3	0	-3			
1 Jacobi Wright	G 28:17	4-8	0-2	2-2	0	4	4	2	1	10	1	1	0	0	0	-8			
6 Jamarii Thomas	G 33:41	3-10	1-3	4-6	0	6	6	3	3	11	2	2	0	2	-13				
2 Zachary Davis	26:13	3-8	0-1	2-2	2	2	4	1	1	8	2	0	2	0	0	8			
15 Morris Ugusuk	12:38	0-3	0-3	0-0	0	2	2	0	0	0	3	0	0	0	0	-1			
23 Cam Scott	18:08	1-4	0-2	2-2	0	1	1	0	2	4	0	1	0	0	0	-3			
31 Benjamin Bosmans-Vardok	01:58	0-2	0-0	0-0	0	0	0	0	0	0	0	0	0	0	0	1			
0 Jordan Butler	05:31	1-2	1-2	0-0	0	0	0	1	0	3	0	0	0	0	0	2			
Team						1	2	3							0				
Totals		23-54	4-17	16-20	4	27	31	19	15	66	8	12	4	4	4	9			

Technical Fouls: Wright 2nd 16:51

Biggest lead

Best Scoring Run

Lead Changes

Times Tied

Time with Lead

XUM SCA

Points from Turnovers

Paint

Second Chance

Fast Breaks

Bench

Period by Period Scoring

1st 2nd TOT

XUM 29 46 75

SCA 34 32 66

SCA 34 32 66

SCA 34 32 66



Official Basketball Box Score - Final
South Carolina St. at Xavier
 12/01/24 Caritas Center, Cincinnati
 2024-25 Men's Basketball

Game Time: 4:30 PM
 Game Duration: 2:23
 Attendance: 9,512

Officials: Pat Driscoll, Brent Hampton, Nathan Fassel

South Carolina St. - 68

Record: 4-5

NO. Name	Min	FG		3P		FT		Rebounds		Fouls		TP	AS	TO	ST	Blocks			+/-
		M.A.	M.A.	M.A.	M.A.	OR	DR	OR	DR	PF	FD					BS	BA	BA	
13 Drayton Jones	F 20:55	3-4	0-0	2-3	2	2	4	3	2	8	0	3	0	2	0	3			
55 Davon Everett	F 28:31	3-4	0-0	0-0	1	3	4	0	6	2	0	0	0	0	0	-16			
1 Florian Tenabey	G 16:27	0-2	0-0	0-0	0	0													

XAVIER BASKETBALL

POSTSEASON



Official Basketball Box Score - Final
Xavier at TCU
12/05/24 Ed and Rae Schollmaier Arena, Fort Worth
2024-25 Men's Basketball

Game Time: 7:00 PM
Game Duration: 2:04
Attendance: 5,156

Officials: John Gaffney, Lee Cassell, Bert Smith

Xavier - 72

Record: 7-2

NO. Name	Min	FG		3P		FT		Rebounds		Fouls		TP	AS	TO	ST	Blocks		+/-
		M/A	M/A	M/A	M/A	OR	DR	OR	DR	PF	FF					BS	BA	
3 Dailyn Swain	F 23:12	5-5	1-1	1-2	2-2	4-4	0-0	11	12	2	2	0	0	0	0	0	0	-2
32 Zach Freemantle	F 34:48	8-13	0-4	0-0	3-3	6-6	2-1	16	1	3	0	1	0	0	0	0	0	-3
1 Marcus Foster	G 20:49	0-2	0-1	0-0	2-2	4-4	1-0	0	2	2	0	0	0	0	0	0	0	-3
7 Ryan Conwell	G 34:16	6-18	4-13	1-1	4-5	1-1	3	17	6	3	1	1	0	1	0	0	1	-1
20 Dayvion McKnight	G 31:05	4-10	0-2	1-1	0	1	1	1	9	5	1	1	0	1	0	0	0	-7
2 Jerome Hunter	18:20	1-3	0-1	2-3	0	0	0	5	4	2	1	0	0	0	0	0	0	-2
21 Dante Maddox Jr.	20:19	3-4	3-4	0-0	0	0	0	5	0	9	2	2	1	0	0	0	0	-5
4 John Hugley IV	12:51	1-2	1-1	0-0	0	1	1	0	1	3	0	1	0	0	0	0	0	-3
0 Trey Green	04:20	0-1	0-1	2-2	0	0	0	0	0	0	0	0	0	0	0	0	0	-2
Team								2	2	4								
Totals		28-58	9-28	7-9	10	21	31	15	12	72	20	15	3	2	1	0	0	-4

Technical Fouls: NONE

TCU - 76

Record: 5-3

NO. Name	Min	FG		3P		FT		Rebounds		Fouls		TP	AS	TO	ST	Blocks		+/-
		M/A	M/A	M/A	M/A	OR	DR	OR	DR	PF	FF					BS	BA	
13 Trazarian White	F 36:55	3-10	1-5	3-3	0	4	4	1	4	10	1	1	4	0	0	0	0	6
15 David Punch	F 13:36	1-1	0-0	0-0	2	3	5	4	0	2	0	0	0	0	1	0	0	6
8 Ernest Udeh Jr.	C 33:47	5-8	0-0	3-4	3	3	6	1	3	13	3	2	3	0	0	0	0	12
3 Vasean Allette	G 30:02	3-12	0-2	2-2	0	4	2	1	8	3	0	4	0	0	1	0	0	3
11 Frankie Collins	G 33:14	7-13	0-2	2-4	2	5	7	1	4	16	5	1	1	0	0	0	0	0
0 Brendan Wenzel	26:44	5-7	3-5	2-3	0	2	2	2	1	15	3	1	1	0	0	0	0	5
32 Malick Diallo	05:39	0-1	0-0	0-0	1	0	1	1	0	0	2	0	0	0	0	0	0	-8
41 Jace Posey	06:09	1-2	0-1	0-0	1	0	1	0	0	2	0	0	0	0	0	0	0	4
5 Micah Robinson	13:04	3-6	2-3	2-2	1	0	1	1	10	0	0	0	0	0	0	0	0	-3
1 Isaiah Manning	00:50	0-0	0-0	0-0	0	0	0	0	0	0	0	0	0	0	0	0	0	-5
Team								0	0	0								
Totals		28-60	6-18	14-18	10	21	31	13	15	76	15	8	13	1	2	4	0	-3

Technical Fouls: Robinson 1st 12:13

Biggest lead	XAV		Points from Turnovers	XAV		Paint	XAV		Second Chance	XAV		Times Tied	Time with Lead	5	06:28	30:43
	6 (2 nd 7:28)	11 (1 st 7:24)		11	19		29	43		72						
Best Scoring Run	9 (2 nd 7:28)		9 (2 nd 0:09)		36	38	13	9	11	19	0	0	0	0	0	0
Lead Changes	9		9		18	27	37	39	76							
Fast Breaks	11		19													
Bench	18		27													

Technical Fouls: NONE



Official Basketball Box Score - Final
Morgan St. at Xavier
12/10/24 Citrus Center, Cincinnati
2024-25 Men's Basketball

Game Time: 7:00 PM
Game Duration: 1:58
Attendance: 9,840

Officials: Michael Roberts, Evon Burroughs, Connor Mooney

Morgan St. - 58

Record: 5-9

NO. Name	Min	FG		3P		FT		Rebounds		Fouls		TP	AS	TO	ST	Blocks		+/-
		M/A	M/A	M/A	M/A	OR	DR	OR	DR	PF	FF					BS	BA	
7 Marland Harris	F 22:02	4-6	0-0	0-0	0	1	1	2	0	8	1	1	0	0	0	0	0	-30
9 Jaden Martin	F 19:06	1-4	0-0	1-2	1	1	2	1	3	3	0	0	0	1	0	0	0	-33
1 Wynston Tabbs	G 15:49	3-6	0-1	2-2	0	0	0	1	0	8	2	2	0	0	0	0	0	-22
4 Kiran Oliver	F 17:07	0-2	0-2	2-2	0	2	2	1	1	2	0	1	0	0	0	0	0	-37
10 Will Thomas	G 13:28	3-8	1-2	0-0	0	2	2	4	0	7	1	1	1	0	0	0	0	-17
11 Amahnie Simpkins	30:14	5-14	0-0	3-6	1	3	4	2	3	13	2	0	0	0	0	0	0	-47
12 Daniel Akiboy	14:15	0-1	0-0	0-2	1	1	2	2	0	0	1	1	0	0	0	0	0	-25
3 Rob Lawson	07:56	0-4	0-1	0-0	0	0	0	1	0	0	2	0	0	0	0	0	0	-15
2 Demajon Topps	07:07	0-2	0-0	2-2	0	1	1	1	1	1	0	0	0	0	0	0	0	-8
23 Tylan Newton	07:54	0-0	0-0	0-0	0	1	0	1	0	1	0	0	0	0	0	0	0	-12
0 Kameron Hobbs	28:15	4-11	1-4	2-2	0	3	3	2	1	11	2	0	0	0	0	0	0	-39
13 Trent Edwards	07:12	2-2	0-0	1-2	0	2	2	2	1	5	0	0	1	1	0	0	0	-1
22 Pierce Shirk	05:50	0-0	0-0	0-2	0	1	1	0	1	0	0	0	0	0	0	0	0	-13
5 Matar Wade	03:43	0-1	0-0	0-0	0	0	0	0	0	0	0	0	0	0	0	0	0	-6
Team								4	0	4								
Totals		22-61	2-10	12-22	8	17	25	19	16	58	12	0	3	7	2	0	0	-61

Technical Fouls: NONE

Xavier - 119

Record: 8-2

NO. Name	Min	FG		3P		FT		Rebounds		Fouls		TP	AS	TO	ST	Blocks		+/-
		M/A	M/A	M/A	M/A	OR	DR	OR	DR	PF	FF					BS	BA	
3 Dailyn Swain	F 23:23	4-7	0-0	1-2	2	6	8	1	1	9	4	0	3	1	2	3	4	32
32 Zach Freemantle	F 22:15	8-11	2-3	9-12	3	7	10	0	6	27	4	0	0	1	1	0	0	34
1 Marcus Foster	G 20:57	7-11	4-6	0-0	0	5	5	1	0	18	2	1	1	0	1	0	0	44
7 Ryan Conwell	G 28:46	4-7	2-2	5-6	0	2	2	4	4	15	4	0	1	0	1	0	0	52
20 Dayvion McKnight	G 25:55	4-5	1-1	2-2	1	3	4	2	1	11	2	1	1	0	0	0	0	31
2 Jerome Hunter	14:26	4-7	0-0	1-3	2	3	5	4	3	9	0	1	0	0	0	0	0	21
21 Dante Maddox Jr.	26:09	3-6	0-2	5-5	2	2	4	1	2	11	4	2	2	0	0	0	0	38
4 John Hugley IV	18:10	2-7	0-0	2-4	3	7	2	6	6	1	1	0	0	1	0	0	0	27
11 Cam'Ron Fletcher	10:60	3-3	2-2	0-0	1	5	6	2	0	8	1	0	0	0	0	0	0	19
45 Bradley Colbert	04:19	1-3	1-2	0-0	0	1	0	0	0	3	2	0	0	0	0	0	0	1
31 Ian Sabourin	02:21	1-1	0-0	0-0	0	0	0	0	0	0	0	0	0	0	0	0	0	0
15 Henry Thole	00:46	0-0	0-0	0-0	0	0	0	0	0	0	0	0	0	0	0	0	0	0
25 Michael Wolf	00:46	0-0	0-0	0-0	0	0	0	0	0	0	0	0	0	0	0	0	0	0
35 Bob Nunge	00:46	0-0	0-0	0-0	0	0	0	0	0	0	0	0	0	0	0	0	0	0
Team								1	2	0								
Totals		41-68	12-18	25-34	16	38	54	16	19	119	25	6	8	2	7	61	0	-61

Technical Fouls: NONE

Biggest lead	MOR		Points from Turnovers	XAV		Paint	MOR		Second Chance	MOR		Times Tied	Time with Lead	0	00:00	39:06
	0 (1 st 20:00)	63 (2 nd 0:38)		30	56		24	34		58						
Best Scoring Run	4 (1 st 3:56)		13 (1 st 10:22)		30	56	4	22	4	32	0	0	0	0	0	0
Lead Changes	0		0		30	39	52	67	119							
Fast Breaks	4		32													
Bench	30		39													



Official Basketball Box Score - Final
Xavier at Cincinnati
12/14/24 FHM Third Arena, Cincinnati, OH
Cincinnati vs. Xavier

Game Time: 2:00 PM
Game Duration: 2:06
Attendance: 12,513

Officials: Rey Hill, Damon George, Tommy Johnson

Xavier - 65

Record: 8-3

NO. Name	Min	FG		3P		FT		Rebounds		Fouls		TP	AS	TO	ST	Blocks		+/-
		M/A	M/A	M/A	M/A	OR	DR	OR	DR	PF	FF					BS	BA	
3 Dailyn Swain	F 24:23	5-8	0-0	3-3	0	0	0	2	2	13	0	1	2	0	0	0	0	-3
32 Zach Freemantle	F 35:12	6-16	1-5	5-5	2	5	7	2	3	18	4	2	3	0	0	0	0	3
1 Marcus Foster	G 30:09	2-7	2-4	0-0	1	4	5	3	1	6	0	0	0	0	0	0	0	-1
7 Ryan Conwell	G 32:18	6-13	3-8	2-3	0	6	6	3	3	17	0	3	1	0	2	-11		
20 Dayvion McKnight	G 33:57	1-3	0-0	0	1	3	4	3	2	2	9	3	1	0	1	-1		
2 Jerome Hunter	18:47	2-4	0-0	3-4	3	5	8	4	3	7	0	4	0	0	0	0	0	-3
21 Dante Maddox Jr.	13:41	0-6	0-2	2-2	0	3	3	1	1	2	0	0	0	0	0	0	0	-1
4 John Hugley IV	11:34	0-1	0-0	0-0	0	0	0	0	2	1	0	0	0	0	0	0	0	-2
Team								2	4	0								
Totals		22-58	6-19	15-17	9	28	37	20	16	65	13	14	7	0	4	-3	0	-3

XAVIER BASKETBALL™

POSTSEASON



Official Basketball Box Score - Final
Marquette at Xavier
 12/21/24 Caritas Center, Cincinnati
 2024-25 Men's Basketball

Game Time: 12:00 PM
 Game Duration: 2:03
 Attendance: 10,462

Officials: Brian O'Connell, Tony Chizza, Tim Cloughy

Marquette - 72

Record: 11-2 (2-0)

NO.	Name	Min	FG		3P		FT		Rebounds		Fouls		TP	AS	TO	ST	Blocks		+/-	
			M	A	M	A	M	A	OR	DR	PF	FD					BS	BA		
12	Ben Gold	F 28:58	4-8	3-7	0-0	0	5	3	3	11	2	1	0	0	0	0	0	0	-12	
23	David Joplin	F 35:40	8-15	2-6	1-1	1	4	5	2	3	19	1	1	2	3	1	2	3	2	
1	Kam Jones	G 35:18	8-20	0-3	4-7	0	4	4	2	5	20	8	3	1	0	0	0	0	3	
2	Chase Ross	G 16:54	1-4	0-1	0-1	0	1	1	4	1	2	1	3	0	0	0	0	0	-9	
4	Steve Mitchell	G 31:32	4-7	0-0	2-2	1	2	3	4	3	10	1	0	4	0	2	6	8		
10	Damarius Owens	12:21	1-2	1-1	0-0	1	2	3	2	0	3	1	0	1	0	0	1	1		
13	Royce Parham	14:33	1-1	1-1	0-0	0	1	1	0	0	3	0	0	1	0	1	0	12		
7	Zaid Lowery	11:23	1-1	0-0	0-0	0	2	2	1	0	2	0	0	0	2	0	0	2		
5	Tre Norman	13:21	1-1	0-0	0-0	0	1	2	3	1	2	2	1	0	0	0	0	5		
Team			1		2		3		0		0		0		0		0			
Totals			29-59	7-19	7-11	5	25	30	20	14	72	16	10	10	4	3	2			

Shooting By Period

1st FG% 11-29 37.9%
 3PT% 4-10 40.0%
 FT% 1-2 50%

2nd FG% 18-30 60.0%
 3PT% 3-9 33.3%
 FT% 6-9 66.7%

GM FG% 29-59 49.2%
 3PT% 7-19 36.8%
 FT% 7-11 63.6%

Dead Ball Rebounds: 2

Technical Fouls: NONE

Xavier - 70

Record: 8-5 (0-2)

NO.	Name	Min	FG		3P		FT		Rebounds		Fouls		TP	AS	TO	ST	Blocks		+/-	
			M	A	M	A	M	A	OR	DR	PF	FD					BS	BA		
2	Jerome Hunter	F 31:09	6-8	0-0	3-4	2	3	5	2	2	15	1	4	2	0	0	0	12		
3	Dalryn Swain	F 33:31	3-10	1-1	6-6	0	10	10	2	5	13	1	2	3	1	1	1	8		
1	Marcus Foster	G 32:45	5-12	3-7	3-3	0	3	3	2	2	16	3	1	0	0	0	0	-5		
7	Ryan Corwell	G 32:47	3-10	1-6	0-2	1	3	4	1	3	7	3	3	0	1	0	0	4		
20	Dayvon McKnight	G 37:28	5-7	0-1	4-5	1	0	1	1	5	14	6	2	2	0	1	0	21		
21	Dante Maddox Jr.	22:28	1-4	1-4	0-0	0	3	3	2	3	1	0	0	1	0	0	0	-7		
4	John Hugley IV	05:48	0-0	0-0	0-0	0	0	0	2	1	0	1	0	0	0	0	0	-11		
11	Cam/Ron Fletcher	04:10	1-1	0-0	0-0	0	0	0	1	0	2	0	0	0	0	0	0	-9		
Team			2		3		5		0		0		0		1		0			
Totals			24-52	6-19	16-20	6	25	31	14	20	72	16	14	7	3	4	2			

Shooting By Period

1st FG% 9-28 32.1%
 3PT% 3-12 25.0%
 FT% 1-4 25%

2nd FG% 15-24 62.5%
 3PT% 3-7 42.9%
 FT% 15-18 83.3%

GM FG% 24-52 46.2%
 3PT% 6-19 31.6%
 FT% 16-20 80.0%

Dead Ball Rebounds: 1

Technical Fouls: NONE

MAR	XAV	Points from Turnovers	MAR	XAV	Period by Period Scoring		
					1st	2nd	TOT
Biggest lead	15 (2nd 10:17)	6 (1st 13:46)	16	4			
Best Scoring Run	6 (1st 7:05)	14 (2nd 2:17)	Paint	44	30		
Lead Changes	3	2	Second Chance	7	9		
Times Tied	1	0	Fast Breaks	14	6		
Time with Lead	28:05	10:42	Bench	10	5		
			XAV	27	45	72	
			XAV	22	48	70	



Official Basketball Box Score - Final
Seton Hall at Xavier
 12/21/24 Caritas Center, Cincinnati
 2024-25 Men's Basketball

Game Time: 2:00 PM
 Game Duration: 2:14
 Attendance: 10,212

Officials: James Breeding, Brent Hampton, Mike Palau

Seton Hall - 72

Record: 5-9 (0-3)

NO.	Name	Min	FG		3P		FT		Rebounds		Fouls		TP	AS	TO	ST	Blocks		+/-	
			M	A	M	A	M	A	OR	DR	PF	FD					BS	BA		
4	Prince Aligbe	F 14:44	1-3	0-0	0-0	1	2	3	4	0	2	1	1	0	0	0	1	-4		
23	Emmanuel Okorator	F 08:19	0-1	0-0	0-0	0	1	2	3	0	0	1	1	0	0	0	0	-14		
0	Dylan Addae-Wusu	G 25:30	2-8	0-1	5-6	0	1	2	3	5	9	3	3	0	0	0	0	-10		
15	Jahseem Felton	G 18:08	3-6	1-1	2-2	1	0	1	2	2	9	0	1	0	0	0	0	-6		
21	Isiah Coleman	G 33:13	7:20	1:4	4:4	3	2	5	1	5	19	3	0	2	0	1	1	-19		
2	Chance Jenkins	26:07	3-10	2-4	3-4	1	3	4	4	5	11	4	3	1	2	2	13			
6	David Tubek	20:45	0-2	0-0	4-4	1	2	1	2	4	1	1	1	0	0	0	-15			
7	Scotty Middleton	27:08	4-7	2-3	2-2	0	4	4	3	2	12	0	0	0	1	1	-17			
33	Garvey Dual	08:41	0-0	0-0	0-0	0	0	0	1	0	0	0	0	0	0	0	-9			
54	Godswill Erheriene	09:19	1-2	0-0	0-2	2	1	3	5	1	2	0	0	0	0	0	-2			
19	Gus Yalden	08:06	2-2	0-0	0-0	1	1	2	3	0	4	0	0	0	0	0	-1			
Team			4		1		5		0		2		0		2		0			
Totals			23-61	6-13	20-24	15	18	33	29	22	72	13	14	4	3	9	22			

Shooting By Period

1st FG% 12-27 44.4%
 3PT% 3-5 60.0%
 FT% 4-4 100%

2nd FG% 11-34 32.4%
 3PT% 3-8 37.5%
 FT% 16-20 80%

GM FG% 23-61 37.7%
 3PT% 6-13 46.2%
 FT% 20-24 83.3%

Dead Ball Rebounds: 5

Technical Fouls: NONE

Xavier - 94

Record: 9-5 (1-2)

NO.	Name	Min	FG		3P		FT		Rebounds		Fouls		TP	AS	TO	ST	Blocks		+/-	
			M	A	M	A	M	A	OR	DR	PF	FD					BS	BA		
2	Jerome Hunter	F 24:54	3-3	2-2	4-4	0	4	4	3	3	12	2	1	2	4	0	23			
3	Dalryn Swain	F 29:37	3-7	0-1	7-7	3	2	5	4	4	13	2	1	0	2	0	8			
1	Marcus Foster	G 29:22	5-7	2-4	2-4	2	4	6	4	2	14	2	0	1	0	1	21			
7	Ryan Corwell	G 30:44	7-12	3-7	5-6	0	3	5	6	22	2	2	1	2	0	1	30			
20	Dayvon McKnight	G 37:16	1-7	0-2	4-8	0	2	2	1	6	6	2	1	1	2	25				
21	Dante Maddox Jr.	28:00	4-5	2-3	4-4	1	1	2	3	3	14	3	2	1	0	10				
4	John Hugley IV	15:06	3-5	1-2	4-7	1	4	5	3	5	11	0	2	0	0	0	-1			
11	Cam/Ron Fletcher	05:01	1-1	0-0	0-0	0	0	0	0	0	2	0	0	0	0	0	-6			
Team			1		2		3		0		0		0		0		0			
Totals			27-47	10-21	30-40	8	22	30	22	29	94	20	10	7	9	3	22			

Shooting By Period

1st FG% 12-23 52.2%
 3PT% 6-13 46.2%
 FT% 14-20 70%

2nd FG% 15-24 62.5%
 3PT% 4-8 50.0%
 FT% 16-20 80%

GM FG% 27-47 57.4%
 3PT% 10-21 47.6%
 FT% 30-40 75.0%

Dead Ball Rebounds: 4

Technical Fouls: NONE

SHU	XAV	Points from Turnovers	SHU	XAV	Period by Period Scoring		
					1st	2nd	TOT
Biggest lead	5 (1st 17:56)	28 (2nd 6:16)	Paint	28	32		
Best Scoring Run	5 (1st 17:56)	16 (1st 13:07)	Second Chance	13	13		
Lead Changes	1	0	Fast Breaks	33	27		
Times Tied	0	0	Bench	33	27		
Time with Lead	03:13	36:30	XAV	44	50	94	



Official Basketball Box Score - Final
Xavier at Georgetown
 01/03/25 Capital One Arena, Washington
 2024-25 Men's Basketball

Game Time: 8:00 PM
 Game Duration: 2:02
 Attendance: 6,640

Officials: Pat Driscoll, John Gathney, Matt Potter

Xavier - 63

Record: 9-6 (1-3)

NO.	Name	Min	FG		3P		FT		Rebounds		Fouls		TP	AS	TO	ST	Blocks		+/-
			M	A	M	A	M	A	OR	DR	PF	FD					BS	BA	
2	Jerome Hunter	F 28:20	2-5	0-0	3-4	1	4	5	3	4	7	0	1	2	0	0	0	-9	
3	Dalryn Swain	F 26:15	3-5	1-1	4-6	1	3	4	1	5	11	1	0	2	0	0	0	-5	
1	Marcus Foster	G 31:27	2-8	0-4	1-2	1	5	6	2	1	5	0	2	1	0	1	-7		
7	Ryan Corwell	G 29:46	4-11	2-7	2-2	0	3	3	5	12	1	1	1	0	1	0	-2		
20	Dayvon McKnight	G 31:24	4-12	0-1	4-4	0	5	5	2	3	12	4	2	0	0	0	-8		
21	Dante Maddox Jr.	20:05	0-4	0-3	0-1	2													

XAVIER BASKETBALL

POSTSEASON



Official Basketball Box Score - Final
Xavier at DePaul
 01/18/25 Wintrust Arena, Chicago, IL
 2024-25 Men's Basketball

Game Time: 3:00 PM
 Game Duration: 1:59
 Attendance: 5,711

Officials: Michael Roberts, Brent Hampton, Nathan Hall

Xavier - 77

Record: 10-7 (2-4)

NO.	Name	Min	FG	3P	FT	Rebounds	Fouls	TP	AS	TO	ST	Blocks	BS	BA	+/-
			M/A	M/A	M/A	OR DR TOT	PF	FD				BS	BA		
2	Jerome Hunter	F 20:48	4-6	1-2	1-2	3 3 6	2	0	2	1	0	0	0	0	20
3	Dalynn Swain	F 24:27	3-4	0-0	2-3	1 2 3	2	2	8	1	2	1	0	0	-3
1	Marcus Foster	G 24:50	2-7	1-2	1-2	1 1 2	0	3	6	0	0	1	0	0	-5
7	Ryan Conwell	G 33:23	5-10	2-7	7-7	0 2 2	3	4	19	4	1	1	0	0	14
20	Dayvion McKnight	G 34:59	1-6	0-1	3-4	0 4 4	4	3	5	5	4	0	2	0	-12
21	Dante Maddox Jr.	20:05	2-5	2-5	0-0	0 4 4	1	1	8	2	2	0	0	0	16
32	Zach Freemantle	31:42	8-15	2-2	2-2	1 9 10	3	1	20	1	4	1	0	0	16
11	Cam'Ron Fletcher	01:18	0-0	0-0	0-0	0 0 0	0	0	0	0	0	0	0	0	-3
4	John Hugley IV	08:28	1-1	1-1	0-0	0 2 2	1	1	3	1	1	0	0	0	3
Team			1	2	3	0	0	0	1	1	0	0	0	0	
Totals			26-54	9-20	16-20	7 29 36	15	17	77	15	12	6	0	0	3

Shooting By Period

1st FG%	12.25	48.0%
3PT%	5.10	50.0%
FT%	9.10	90%
2nd FG%	14.29	48.3%
3PT%	4.10	40.0%
FT%	7.10	70%
GM FG%	26.54	48.1%
3PT%	9.20	45.0%
FT%	16.20	80.0%

Dead Ball Rebounds: 2.0



Official Basketball Box Score - Final
Villanova at Xavier
 01/14/25 Crisp Center, Cincinnati
 2024-25 Men's Basketball

Game Time: 6:30 PM
 Game Duration: 2:10
 Attendance: 10,077

Officials: Pat Driscoll, Bill Covington Jr., Paul Szec

Villanova - 63

Record: 11-7 (4-3)

NO.	Name	Min	FG	3P	FT	Rebounds	Fouls	TP	AS	TO	ST	Blocks	BS	BA	+/-
			M/A	M/A	M/A	OR DR TOT	PF	FD				BS	BA		
13	Enoch Boskye	F 28:16	2-4	0-0	0-0	3 6 9	2	1	4	0	0	0	1	0	-15
43	Eric Dixon	F 37:07	6-16	3-5	3-4	1 3 4	1	4	18	2	3	0	1	1	-7
2	Jhamir Brickus	G 24:26	3-5	1-3	0-0	0 1 1	3	0	7	5	1	1	0	0	-12
5	Jooda Poplar	G 35:30	3-6	1-3	7-8	1 4 5	5	6	14	3	3	2	0	0	-8
15	Jordan Longino	G 37:07	7-12	3-5	1-2	1 1 2	4	4	18	1	3	2	0	0	-1
4	Tyler Perkins	17:06	0-5	0-4	0-0	0 5 5	2	0	0	1	0	0	0	0	9
2	Josh Moseley	10:11	0-0	0-0	0-0	1 3 4	0	1	0	0	1	0	0	0	-1
11	Kris Parker	10:17	1-3	0-1	0-0	0 2 2	3	0	2	0	0	0	0	0	-5
Team			1	1	2	0	0	0	3	0	0	0	0	0	
Totals			22-51	8-21	11-14	8 28 34	20	16	63	12	14	5	3	2	-6

Shooting By Period

1st FG%	11.26	42.3%
3PT%	4.12	33.3%
FT%	6.8	75%
2nd FG%	11.25	44.0%
3PT%	4.9	44.4%
FT%	5.6	83.3%
GM FG%	22.51	43.1%
3PT%	8.21	38.1%
FT%	11.14	78.0%

Dead Ball Rebounds: 3.0

DePaul - 63

Record: 9-8 (0-6)

NO.	Name	Min	FG	3P	FT	Rebounds	Fouls	TP	AS	TO	ST	Blocks	BS	BA	+/-
			M/A	M/A	M/A	OR DR TOT	PF	FD				BS	BA		
0	Troy D'Amico	F 30:55	2-4	2-3	0-0	2 2 4	1	0	6	1	2	0	0	0	-2
35	N.J. Benson	F 24:26	5-7	0-0	3-3	0 5 5	3	2	13	3	4	2	3	0	1
4	Conor Enright	G 29:10	2-6	1-4	0-0	0 3 3	4	2	5	6	1	0	0	0	-3
11	CJ Gunn	G 24:25	6-11	3-7	1-2	2 5 7	2	1	16	0	0	0	0	0	-2
12	Jacob Meyer	G 22:45	3-9	3-8	5-8	0 2 2	3	6	14	0	1	0	0	0	-10
42	David Skogman	11:39	0-5	0-4	0-0	1 2 3	1	2	0	1	0	0	0	0	-12
2	Isaiah Rivera	13:53	1-4	1-3	0-0	0 0 0	0	0	0	0	1	1	0	0	-21
2	Layden Blocker	21:11	0-4	0-2	0-0	0 1 1	2	0	0	4	2	0	0	0	-1
20	JJ Traynor	10:46	2-3	0-0	0-0	0 0 0	1	0	4	0	0	0	0	0	-11
23	David Thomas	10:50	0-0	0-0	2-2	0 1 1	1	1	2	2	1	0	0	0	-13
Team			0	2	2	0	0	0	0	0	0	0	0	0	
Totals			21-53	10-31	11-15	5 23 28	18	14	63	17	12	4	3	0	-14

Shooting By Period

1st FG%	9.28	32.1%
3PT%	5.16	31.3%
FT%	0.3	0%
2nd FG%	12.25	48.0%
3PT%	5.15	33.3%
FT%	11.12	91.7%
GM FG%	21.53	39.6%
3PT%	10.31	32.3%
FT%	11.15	73.3%

Dead Ball Rebounds: 2.0

Biggest lead

XU

DPU

Points from

Turnovers

Paint

Second Chance

Fast Breaks

Bench

Period by Period Scoring

1st 2nd TOT

XU 38 39 77

DPU 23 40 63

Xavier - 69

Record: 11-7 (4-4)

NO.	Name	Min	FG	3P	FT	Rebounds	Fouls	TP	AS	TO	ST	Blocks	BS	BA	+/-
			M/A	M/A	M/A	OR DR TOT	PF	FD				BS	BA		
3	Dalynn Swain	F 34:18	3-6	0-1	0-1	1 4 5	3	1	6	1	1	0	1	0	15
32	Zach Freemantle	F 35:54	3-10	0-3	4-6	2 7 9	0	4	10	3	0	0	0	0	12
1	Marcus Foster	G 21:56	2-5	2-4	0-0	0 1 1	3	1	3	1	0	0	0	0	7
7	Ryan Conwell	G 31:28	8-13	6-10	12-14	0 3 3	4	8	34	4	1	2	0	0	12
20	Dayvion McKnight	G 38:58	3-8	2-4	2-4	0 3 3	2	3	10	4	1	2	0	0	6
2	Jerome Hunter	22:01	1-4	0-1	1-1	1 1 1	2	3	3	2	4	2	1	0	-2
21	Dante Maddox Jr.	12:36	0-3	0-2	0-0	0 1 1	2	0	0	1	0	0	0	0	-15
4	John Hugley IV	02:49	0-0	0-0	0-0	0 0 0	0	0	0	0	0	0	0	0	-5
Team			3	4	4	0	0	0	0	0	0	0	0	0	
Totals			20-49	10-25	19-26	7 21 28	16	20	69	16	11	6	2	3	6

Shooting By Period

1st FG%	9.27	33.3%
3PT%	3.13	23.1%
FT%	3.5	60%
2nd FG%	11.22	50.0%
3PT%	7.12	58.3%
FT%	16.21	76.2%
GM FG%	20.49	40.8%
3PT%	10.25	40.0%
FT%	19.26	73.1%

Dead Ball Rebounds: 3.0

	VIL	XAV	Points from	VIL	XAV	Period by Period Scoring
			Turnovers	10	18	1st 2nd TOT
Biggest lead	10 (1st 0:35)	9 (1st 14:21)	Paint	16	18	VIL 32 31 63
Best Scoring Run	9 (1st 11:37)	9 (2nd 0:33)	Second Chance	10	8	XAV 24 45 69
Lead Changes	4	5	Fast Breaks	7	10	
Times Tied	5	1	Bench	2	3	
Time with Lead	23:42	11:11				



Official Basketball Box Score - Final
Xavier at Marquette
 01/18/25 Fiserv Forum, Milwaukee
 2024-25 Men's Basketball

Game Time: 1:00 PM
 Game Duration: 2:04
 Attendance: 17,881

Officials: John Galley, Jeffrey Clark, Nathan Farnell

Xavier - 59

Record: 12-7 (4-4)

NO.	Name	Min	FG	3P	FT	Rebounds	Fouls	TP	AS	TO	ST	Blocks	BS	BA	+/-
			M/A	M/A	M/A	OR DR TOT	PF	FD				BS	BA		
3	Dalynn Swain	F 35:10	5-12	0-1	2-2	6 3 9	0	3	12	3	1	1	1	1	0
32	Zach Freemantle	F 32:15	6-12	0-1	2-4	1 9 10	3	2	14	1	2	0	1	0	2
1	Marcus Foster	G 27:54	3-6	1-3	2-3	0 8 8	2	3	9	1	2	3	0	0	3
7	Ryan Conwell	G 33:56	3-13	0-8	0-0	0 1 1	2	0	6	1	3	0	0	0	4
20	Dayvion McKnight	G 36:40	3-9	0-2	3-4	0 4 4	1	2	9	5	1	3	1	0	-5
2	Jerome Hunter	18:42	0-0	0-0	0-0	0 0 0	0	0	0	1	0	0	0	0	-2
21	Dante Maddox Jr.	13:31	2-4	1-2	2-3	0 1 1	1	1	7	0	0	1	0	0	2
4	John Hugley IV	01:52	1-1	0-0	0-0	1 0 1	0	0	2	0	0	0	0	0	2
Team			0	3	3	0	0	0	2	0	2	0	0	0	
Totals			23-57	2-17	11-16	8 29 37	11	11	59</						

XAVIER BASKETBALL

POSTSEASON



Official Basketball Box Score - Final
UConn at Xavier
 01/25/25 Cintas Center, Cincinnati
 2024-25 Men's Basketball

Game Time: 6:00 PM
 Game Duration: 2:14
 Attendance: 6,613

Officials: Lamar Simpson, Michael Roberts, Brent Hampton

UConn - 72		Record: 14-6 (5-3)												
NO.	Name	Min	FG	3P	FT	Rebounds	Fouls	TP	AS	TO	ST	Blocks	+/-	
			M/A	M/A	M/A	OR DR TOT	PF FD					BS BA		
3	Jaylin Stewart	F 11:54	0-1	0-1	0-0	0 0 0	3 0 0	0	0	0	0	0	0	-4
11	Alex Karaban	F 30:55	4-13	1-6	0-0	2 3 5	5 2 9	1	2	1	1	1	1	-4
35	Samson Johnson	F 31:07	5-5	0-0	2-3	1 3 4	2 2 12	1	0	0	0	5	0	2
1	Solo Ball	G 38:30	6-17	3-11	5-5	3 8 11	1 2 20	2	4	0	0	0	1	0
1	Hassan Diarra	G 26:14	5-8	1-3	1-2	3 2 5	2 4 12	4	2	3	0	0	1	4
23	Jayden Ross	25:10	1-3	0-2	0-0	0 3 3	4 0 2	3	0	1	0	0	-6	
5	Tarris Reed Jr.	11:10	1-1	0-0	1-1	0 2 2	4 1 3	1	0	0	1	0	-5	
20	Aidan Mahaney	22:51	4-7	2-3	4-6	0 3 3	1 4 14	3	3	0	0	0	1	
0	Ahmad Nowell	02:09	0-0	0-0	0-0	0 0 0	0 0 0	0	1	0	0	0	-8	
Team						1 1 2	0 1 1							
Totals			26-55	7-26	13-17	10 25 35	22 15 72	15	13	5	7	3	4	

Shooting By Period	
1 st FG%	15-29 51.7%
3PT%	6-15 40.0%
FT%	5-5 100%
2 nd FG%	11-26 42.3%
3PT%	1-11 9.1%
FT%	8-12 66.7%
GM FG%	26-55 47.3%
3PT%	7-26 26.9%
FT%	13-17 76.5%

Dead Ball Rebounds: 2.1

Technical Fouls: NONE

Xavier - 76		Record: 13-8 (5-5)												
NO.	Name	Min	FG	3P	FT	Rebounds	Fouls	TP	AS	TO	ST	Blocks	+/-	
			M/A	M/A	M/A	OR DR TOT	PF FD					BS BA		
3	Dalyn Swain	F 31:40	6-7	0-0	3-3	1 2 3	1 3 15	4	3	0	1	1	1	
32	Zach Freemantle	F 36:22	5-15	1-6	4-7	1 4 5	2 6 15	2	1	1	2	0	-3	
1	Marcus Foster	G 27:04	1-3	1-3	2-2	0 7 7	3 1 5	1	1	1	0	0	4	
7	Ryan Conwell	G 32:19	1-6	0-2	0-2	0 3 3	2 3 4	1	1	1	0	2	4	
2	Ryan Conwell	G 32:59	5-12	1-1	0-2	0 0 0	1 1 1	1	1	3	2	0	-2	
2	Jerome Hunter	12:33	3-6	1-1	5-5	2 3 5	4 4 12	0	0	0	0	2	-3	
21	Dante Maddox Jr.	23:25	5-6	3-4	1-3	1 0 1	3 14 3	0	1	0	0	0	12	
4	John Hugley IV	03:38	0-0	0-0	0-0	0 0 0	1 1 0	0	0	0	0	0	7	
Team						3 1 4	0 0 0							
Totals			26-55	7-17	17-24	8 20 28	15 22 76	14	9	6	3	7	4	

Shooting By Period	
1 st FG%	15-29 53.6%
3PT%	4-9 44.4%
FT%	6-6 100%
2 nd FG%	11-27 40.7%
3PT%	3-8 37.5%
FT%	11-18 61.1%
GM FG%	26-55 47.3%
3PT%	7-17 41.2%
FT%	17-24 70.8%

Dead Ball Rebounds: 2.1

Technical Fouls: NONE

UConn		Xavier		Points from Turnovers		Period by Period Scoring	
Biggest lead	4 (1 st 1:38)	Biggest lead	10 (1 st 10:44)	Turnovers	16 22	1st	2nd
Best Scoring Run	8 (1 st 5:17)	Best Scoring Run	9 (1 st 10:44)	Paint	36 36	3rd	TOT
Lead Changes	6	Lead Changes	6	Second Chance	13 7	UConn	41 31 72
Times Tied	3	Times Tied	3	Fast Breaks	4 15	Xavier	40 36 76
Time with Lead	06:26	Time with Lead	30:46	Bench	19 26		



Official Basketball Box Score - Final
Xavier at Creighton
 01/25/25 CHI Health Center Omaha, Omaha
 2024-25 Creighton Men's Basketball

Game Time: 7:00 PM
 Game Duration: 1:56
 Attendance: 17,066

Officials: Doug Shows, Nathan Farrell, Tony Henderson

Xavier - 77		Record: 13-9 (5-5)												
NO.	Name	Min	FG	3P	FT	Rebounds	Fouls	TP	AS	TO	ST	Blocks	+/-	
			M/A	M/A	M/A	OR DR TOT	PF FD					BS BA		
3	Dalyn Swain	F 36:01	4-13	0-2	3-4	2 4 6	1 2 11	2	1	2	3	1	-6	
32	Zach Freemantle	F 24:16	6-12	2-5	2-2	3 3 6	4 3 16	3	0	0	1	0	5	
1	Marcus Foster	G 25:34	0-4	0-2	2-2	2 4 6	2 1 2	0	0	1	0	1	-9	
7	Ryan Conwell	G 35:10	7-15	4-8	2-3	1 0 1	3 1 20	3	0	1	0	2	-6	
20	Dayvion McKnight	G 31:10	4-7	0-0	0-0	1 0 1	1 0 8	2	3	2	0	0	-12	
2	Jerome Hunter	07:20	1-1	0-0	0-0	0 2 2	0 2 2	0	0	0	0	0	-3	
21	Dante Maddox Jr.	21:11	1-7	1-4	2-2	1 1 2	1 2 5	1	1	2	0	1	1	
4	John Hugley IV	19:18	5-7	2-3	1-4	2 4 6	1 2 13	0	1	0	0	0	-15	
Team						2 0 2	0 0 0							
Totals			28-66	9-24	12-17	14 18 32	15 11 77	11	8	8	4	5	-9	

Shooting By Period	
1 st FG%	14-32 43.8%
3PT%	5-13 38.5%
FT%	2-4 50%
2 nd FG%	14-34 41.2%
3PT%	4-11 36.4%
FT%	10-13 76.9%
GM FG%	28-66 42.4%
3PT%	9-24 37.5%
FT%	12-17 70.6%

Dead Ball Rebounds: 4.0

Technical Fouls: NONE

Creighton - 86		Record: 15-8 (5-2)												
NO.	Name	Min	FG	3P	FT	Rebounds	Fouls	TP	AS	TO	ST	Blocks	+/-	
			M/A	M/A	M/A	OR DR TOT	PF FD					BS BA		
0	Jasen Green	F 16:16	1-2	0-1	3-3	1 1 2	0 2 5	0	1	0	0	0	6	
23	Jackson McAndrew	F 18:53	1-4	0-2	0-1	1 6 7	0 1 2	3	0	0	0	0	11	
11	Ryan Kalkbrenner	C 32:56	12-17	2-2	3-4	3 6 9	3 4 29	3	1	0	1	1	14	
1	Steven Ashworth	G 40:00	3-11	3-7	6-6	0 5 5	0 4 15	8	7	1	0	1	9	
5	Jamyra Neal	G 33:45	5-11	3-6	3-5	1 5 6	5 3 16	6	1	0	2	2	12	
13	Mason Miller	09:29	0-0	0-0	0-0	0 0 0	0 0 0	0	0	0	0	0	-8	
33	Fredrick King	07:04	2-2	0-0	0-0	1 0 1	1 0 4	0	0	0	1	0	-5	
41	Isaac Traudt	21:07	5-7	2-4	0-0	2 1 3	1 1 12	0	0	0	0	0	-2	
7	Fedor Zugic	20:30	1-3	1-3	0-0	0 0 0	1 0 1	0	1	0	1	0	8	
Team						2 1 3	0 0 1							
Totals			30-57	11-25	15-19	11 25 36	11 15 86	21	13	1	5	4	9	

Shooting By Period	
1 st FG%	16-35 45.7%
3PT%	5-13 20.0%
FT%	5-6 83.3%
2 nd FG%	14-22 63.6%
3PT%	8-10 80.0%
FT%	10-13 76.9%
GM FG%	30-57 52.6%
3PT%	11-25 44.0%
FT%	15-19 78.9%

Dead Ball Rebounds: 2.0

Technical Fouls: NONE

XAVIER		CRE		Points from Turnovers		Period by Period Scoring	
Biggest lead	5 (1 st 16:39)	Biggest lead	11 (2 nd 1:14)	Turnovers	13 14	1st	2nd
Best Scoring Run	7 (2 nd 13:48)	Best Scoring Run	7 (1 st 7:38)	Paint	36 38	3rd	TOT
Lead Changes	4	Lead Changes	4	Second Chance	13 14	XAVIER	35 42 77
Times Tied	8	Times Tied	8	Fast Breaks	6 7	CRE	40 46 86
Time with Lead	05:09	Time with Lead	30:48	Bench	20 19		

Game Notes: Ryan Kalkbrenner now 2nd in Creighton history in points after passing Bob Harstad and Rodney Buford.



Official Basketball Box Score - Final
Georgetown at Xavier
 02/04/25 Cintas Center, Cincinnati
 2024-25 Men's Basketball

Game Time: 8:30 PM
 Game Duration: 2:10
 Attendance: 10,212

Officials: Michael Roberts, Clarence Armstrong, Tommy Morrissey

Georgetown - 69		Record: 14-9 (5-7)												
NO.	Name	Min	FG	3P	FT	Rebounds	Fouls	TP	AS	TO	ST	Blocks	+/-	
			M/A	M/A	M/A	OR DR TOT	PF FD					BS BA		
4	Caleb Williams	F 28:44	1-2	1-2	0-0	0 3 3	5 0 3	2	3	2	3	1	0	-1
20	Drew Fielder	F 18:46	1-4	1-3	0-0	0 6 6	3 0 3	1	2	0	0	0	0	
35	Thomas Sorber	C 39:40	8-12	0-2	1-4	0 3 3	2 4 17	2	1	1	2	0	-5	
2	Malik Mack	G 38:21	4-15	1-8	4-4	1 3 4	0 3 13	8	3	2	0	1	-5	
5	Micah Peavy	G 40:00	11-19	3-6	2-3	1 3 4	4 3 27	4	3	2	1	0	-5	
11	Curtis Williams Jr.	24:39	2-3	1-2	1-2	1 1 2	3 2 6	2	0	1	0	0	-4	
23	Jordan Burks	05:40	0-0	0-0	0-0	0 0 0	1 0 0	0	0	0	0	0	-6	
45	Kayvaun Mulready	01:39	0-0	0-0	0-0	0 0 0	0 0 0	0	0	0	0	0	0	
14	Austin Montgomery	02:31	0-0	0-0	0-0	0 0 0	0 0 0	0	0	0	0	1	0	
Team						0 2 2	0 0 0							
Totals			27-55	7-23	8-13	3 21 24	18 12 69	19	13	7	5	1	-5	

Shooting By Period	
1 st FG%	11-27 40.7%
3PT%	3-12 25.0%
FT%	1-4 25%
2 nd FG%	16-28 57.1%
3PT%	4-11 36.4%
FT%	7-9 77.8%
GM FG%	27-55 49.1%
3PT%	7-23 30.4%
FT%	8-13 61.5%

Dead Ball Rebounds: 2.0

Technical Fouls: NONE

XAVIER BASKETBALL

POSTSEASON



Official Basketball Box Score - Final
Xavier at Providence
02/15/25 America Mutual Pavilion, Providence, RI
2024-25 Men's Basketball

Game Time: 8:00 PM
Game Duration: 2:11
Attendance: 5,752

Officials: Pat Driscoll, Nathan Farrell, Brent Hampton

NO. Name	Min	FG		3P		FT		Rebounds		Fouls		TP	AS	TO	ST	Blocks			+/-
		M	A	M	A	M	A	OR	DR	PF	FF					BS	BA	BB	
3 Dailyn Swain	30:36	3-7	0-1	7-8	0	4	4	1	6	13	4	1	2	0	1	9			
32 Zach Freemantle	F 25:32	7-15	3-5	6-7	5	4	9	2	4	23	0	2	1	0	0	-6			
1 Marcus Foster	G 27:53	0-5	0-2	0-0	0	3	3	1	0	0	3	1	2	0	1	-4			
7 Ryan Corwell	G 31:09	4-12	2-7	7-8	1	7	8	2	3	17	4	3	1	0	0	5			
20 Dayton McKnight	G 31:46	3-6	0-0	2-2	2	2	4	0	6	3	2	1	1	0	12				
21 Dante Maddox Jr.	30:15	7-11	6-9	6-6	0	3	3	0	26	1	0	0	0	0	11				
2 Jerome Hunter	11:37	1-2	1-2	0-0	1	1	1	0	3	0	1	0	2	0	-1				
4 John Hugley IV	11:12	1-1	1-1	0-0	2	1	3	3	1	2	0	0	0	0	19				
Totals		26-59	13-27	26-29	10	25	35	14	16	91	17	11	7	3	2	9			

Technical Fouls: NONE

Shooting By Period	
1 st FG%	16-35 45.7%
3PT%	8-16 50.0%
FT%	5-5 100%
2 nd FG%	10-24 41.7%
3PT%	5-11 45.5%
FT%	23-24 95.8%
GM FG%	26-59 44.1%
3PT%	13-27 48.1%
FT%	26-29 89.7%

Dead Ball Rebounds: 2 0



Official Basketball Box Score - Final
DePaul at Xavier
02/15/25 Cinis Center, Cincinnati
2024-25 Men's Basketball

Game Time: 12:00 PM
Game Duration: 1:56
Attendance: 10,473

Officials: Lamar Simpson, Matt Porter, Pete Larson

NO. Name	Min	FG		3P		FT		Rebounds		Fouls		TP	AS	TO	ST	Blocks			+/-
		M	A	M	A	M	A	OR	DR	PF	FF					BS	BA	BB	
20 JJ Traynor	F 15:50	1-2	0-0	0-0	2	2	4	2	0	2	1	0	0	0	0	-2			
1 Isaiah Rivera	G 30:29	2-7	1-4	3-4	2	2	3	5	1	5	8	3	0	1	0	-16			
2 Laydon Blocker	G 24:35	5-10	1-3	1-1	2	2	4	4	2	12	2	2	2	1	0	-12			
11 C.J. Gunn	G 31:01	7-12	0-4	2-2	1	2	3	3	1	26	2	2	1	0	0	-12			
23 David Thomas	G 27:39	1-5	1-3	0-0	2	2	1	0	3	1	5	1	1	1	0	-17			
0 Troy D'Amico	19:42	2-4	1-3	0-0	0	0	0	0	3	0	3	2	0	0	0	-5			
42 David Skogman	14:49	3-7	1-3	1-3	1	4	5	3	2	8	0	2	0	1	0	-10			
12 Jacob Meyer	15:41	2-5	0-3	2-2	0	3	3	2	1	6	0	0	0	0	0	-8			
21 Theo Pierre-Justin	18:33	3-7	2-6	0-0	1	2	3	1	0	8	0	1	0	0	0	-5			
10 Chris Riddle	01:41	0-0	0-0	0-0	0	0	0	0	0	0	0	0	0	0	0	2			
Totals		26-59	7-29	9-12	9	20	29	20	11	68	11	13	4	3	0	-17			

Technical Fouls: NONE

Shooting By Period	
1 st FG%	12-31 38.7%
3PT%	5-17 29.4%
FT%	2-3 66.7%
2 nd FG%	14-26 50.0%
3PT%	2-12 16.7%
FT%	7-9 77.8%
GM FG%	26-59 44.1%
3PT%	7-29 24.1%
FT%	9-12 75.0%

Dead Ball Rebounds: 0 0

NO. Name	Min	FG		3P		FT		Rebounds		Fouls		TP	AS	TO	ST	Blocks			+/-
		M	A	M	A	M	A	OR	DR	PF	FF					BS	BA	BB	
10 Rich Barron	F 30:07	3-7	2-6	0-0	1	1	2	3	1	8	1	2	1	0	0	-6			
55 Oswin Erhunmwunse	F 21:06	7-7	0-0	0-3	1	4	5	2	14	0	2	0	0	1	0	4			
1 Jayden Pierre	G 36:37	6-13	1-5	0-0	0	2	2	1	0	13	4	5	0	0	0	-13			
4 Justyn Fernandez	G 31:40	5-11	4-7	1-1	3	1	4	1	15	1	1	0	1	0	0	-5			
7 Bensley Joseph	G 35:01	7-14	1-6	0-1	0	7	7	3	15	7	1	0	0	2	5				
5 Anton Bonke	11:20	2-2	0-0	0-0	1	0	1	0	1	4	1	0	0	0	-7				
11 Ryan Mela	26:49	6-10	0-0	1-5	3	7	10	3	13	2	1	0	0	0	-6				
12 Eli DeLauro	03:14	0-1	0-0	0-0	0	0	0	0	0	0	0	0	0	0	-11				
21 Nalvan Jotham Daniels	04:07	0-2	0-1	0-0	1	0	1	0	0	0	0	0	0	0	-5				
Totals		36-67	8-25	2-10	11	23	34	18	14	82	16	13	2	2	3	-9			

Technical Fouls: Coach 1st 15:08 Coach 2nd 18:38

Shooting By Period	
1 st FG%	12-29 41.4%
3PT%	4-13 30.8%
FT%	2-7 28.6%
2 nd FG%	24-38 63.2%
3PT%	4-12 33.3%
FT%	0-3 0%
GM FG%	36-67 53.7%
3PT%	8-25 32.0%
FT%	2-10 20.0%

Dead Ball Rebounds: 3 1

Biggest lead	XU		PROV		Points from Turnovers	XU	PROV	Period by Period Scoring		
	26 (2 nd 15:26)	11 (1 st 16:11)	21	11				1st	2nd	TOT
Best Scoring Run	22 (1 st 6:47)		9 (2 nd 7:38)		Paint	22	54			
Lead Changes	1		0		Second Chance	13	10			
Times Tied	1		0		Fast Breaks	10	12			
Time with Lead	30:09		09:04		Bench	32	17			
					XU	45	46	91		
					PROV	30	52	82		

NO. Name	Min	FG		3P		FT		Rebounds		Fouls		TP	AS	TO	ST	Blocks			+/-
		M	A	M	A	M	A	OR	DR	PF	FF					BS	BA	BB	
3 Dailyn Swain	F 33:26	6-6	0-0	5-7	1	6	7	0	5	17	8	3	2	0	0	19			
32 Zach Freemantle	F 28:39	7-11	1-2	4-4	1	8	9	0	3	19	1	1	0	0	0	16			
1 Marcus Foster	G 26:48	3-8	0-3	5-5	0	2	2	3	5	11	0	0	2	0	0	15			
7 Ryan Corwell	G 33:39	6-9	2-4	0-0	0	2	2	2	14	2	1	2	0	1	16				
20 Dayton McKnight	G 30:33	5-8	0-0	4-4	0	2	2	2	14	4	1	2	0	1	23				
2 Jerome Hunter	13:31	2-4	1-2	0-0	0	2	2	1	1	5	3	1	0	0	1	-3			
21 Dante Maddox Jr.	20:59	0-3	0-3	1-2	0	5	3	1	1	1	1	1	1	0	0	-4			
4 John Hugley IV	09:05	1-2	0-1	2-2	0	0	0	0	1	4	0	0	0	0	0	3			
11 Cam Ron Fletcher	01:23	0-0	0-0	0-0	0	0	0	0	0	0	0	0	0	0	0	-2			
45 Bradley Colbert	01:23	0-0	0-0	0-0	0	0	0	0	0	0	0	1	0	0	0	-2			
31 Ian Sabourin	00:34	0-0	0-0	0-0	0	0	0	0	0	0	0	0	0	0	0	-2			
Totals		30-51	4-15	21-24	3	27	30	11	20	85	19	9	9	0	3	17			

Technical Fouls: NONE

Shooting By Period	
1 st FG%	17-28 60.7%
3PT%	3-9 33.3%
FT%	8-9 88.9%
GM FG%	13-23 56.5%
3PT%	1-6 16.7%
FT%	13-15 86.7%
GM FG%	30-51 58.8%
3PT%	4-15 26.7%
FT%	21-24 87.5%

Dead Ball Rebounds: 1 0

Biggest lead	DePaul		Xavier		Points from Turnovers	DePaul	Xavier	Period by Period Scoring		
	0 (1 st 20:00)	22 (2 nd 2:54)	14	15				1st	2nd	TOT
Best Scoring Run	8 (1 st 15:02)		10 (1 st 17:13)		Paint	26	40			
Lead Changes	0		0		Second Chance	11	7			
Times Tied	0		0		Fast Breaks	8	16			
Time with Lead	00:00		39:41		Bench	27	10			
					DePaul	31	37	68		
					Xavier	45	40	85		



Official Basketball Box Score - Final
Butler at Xavier
02/18/25 Cinis Center, Cincinnati
2024-25 Men's Basketball

Game Time: 8:00 PM
Game Duration: 1:44
Attendance: 10,003

Officials: Michael Roberts, Tim Coughtry, Mike Palu

NO. Name	Min	FG		3P		FT		Rebounds		Fouls		TP	AS	TO	ST	Blocks			+/-
		M	A	M	A	M	A	OR	DR	PF	FF					BS	BA	BB	
11 Jahmyl Telfort	F 33:37	8-11	2-3	2-3	2	5	7	0	20	1	4	2	0	0	-8				
21 Pierre Brooks	F 32:57	6-13	2-6	0-0	0	2	1	1	14	1	4	1	0	0	-6				
22 Patrick McCaffery	F 29:41	0-5	0-2	4-4	0	3	3	1	2	4	0	2	0	0					

XAVIER BASKETBALL

POSTSEASON



Official Basketball Box Score - Final
Creighton at Xavier
 03/01/25 Cintas Center, Cincinnati
 2024-25 Men's Basketball

Game Time: 4:00 PM
 Game Duration: 1:50
 Attendance: 10,674

Officials: Tony Chiazza, Matt Potter, Tim Clougherty

Creighton - 61

Record: 20-9 (13-5)

NO. Name	Min	FG		3P		FT		Rebounds		Fouls		TP	AS	TO	ST	Blocks			+/-	
		M/A	A/A	M/A	A/A	OR	DR	OR	DR	PF	FD					BS	BA	+		
0 Jasen Green	F 17:54	3-6	0-2	0-0	0-2	2-2	1-0	6	2	0	0	1	0	1	0	1	0	1	0	1
23 Jackson McAndrew	F 22:08	2-4	2-4	0-0	0-2	2-2	0-2	6	0	1	0	0	0	0	0	0	0	0	0	-32
11 Ryan Kalkbrenner	C 34:43	10-18	0-3	3-7	3	9	12	0	6	23	3	3	0	2	2	-16				
1 Steven Ashworth	G 35:43	3-12	3-8	0-0	0	2	2	1	9	5	2	1	0	2	-19					
5 Jamya Neal	G 36:45	4-9	0-3	0-0	1	5	6	0	1	8	3	4	0	0	0	-19				
13 Mason Miller	F 13:41	0-2	0-2	0-0	0	0	0	1	0	0	0	0	0	0	0	-20				
41 Isaac Traudt	F 15:58	1-2	1-2	0-0	1	1	2	3	0	3	1	1	0	0	13					
33 Fredrick King	F 05:17	1-2	0-0	0-0	0	1	1	0	0	2	0	0	0	1	0	-6				
9 Ty Davis	F 10:48	1-1	0-0	0-0	0	2	2	0	2	4	1	1	0	0	-3					
12 Shane Thomas	F 03:15	0-0	0-0	0-0	0	0	0	1	0	0	0	0	0	0	0	-3				
14 Sami Osmani	F 01:54	0-1	0-0	0-0	0	0	0	0	0	0	0	0	0	0	0	-3				
32 Josh Townley-Thomas	F 01:54	1-1	0-0	0-0	1	1	1	0	0	2	0	0	0	0	0	-3				
Team					2	1	3			0	0									
Totals		26-58	6-24	3-7	8	25	33	10	10	61	19	12	3	4	4	-22				

Shooting By Period	
1st FG%	11-33 33.3%
3PT%	4-16 25.0%
FT%	1-2 50%
2nd FG%	15-25 60.0%
3PT%	2-8 25.0%
FT%	2-5 40%
GM FG%	26-58 44.8%
3PT%	6-24 25.0%
FT%	3-7 42.9%
Dead Ball Rebounds: 0-0	

Technical Fouls: NONE

Xavier - 83

Record: 19-10 (11-7)

NO. Name	Min	FG		3P		FT		Rebounds		Fouls		TP	AS	TO	ST	Blocks			+/-	
		M/A	A/A	M/A	A/A	OR	DR	OR	DR	PF	FD					BS	BA	+		
3 Dailyn Swain	F 26:31	5-16	0-3	0-0	0	7	7	1	10	5	0	3	1	4	15					
32 Zach Freemantle	F 29:47	10-14	2-6	1-1	0	6	6	2	23	3	0	1	1	0	23					
1 Marcus Foster	G 29:50	1-3	1-1	0-1	1	2	3	0	1	3	5	0	1	1	0	14				
7 Ryan Conwell	G 35:55	7-11	4-6	2-3	0	5	5	2	4	20	2	3	1	0	0	22				
20 Dayvon McKnight	G 27:59	4-8	1-1	0-0	0	2	2	1	9	3	0	1	0	0	6					
2 Jerome Hunter	F 14:49	1-1	0-0	0-0	1	4	5	0	1	2	0	1	1	0	0	10				
21 Dante Maddox Jr.	F 25:46	5-7	3-4	3-3	0	1	1	2	16	3	1	3	0	0	21					
4 John Hugley IV	F 10:13	0-0	0-0	0-0	0	1	1	0	0	3	0	0	0	1	0	-1				
Team					2	0	2			0	1									
Totals		33-60	11-21	6-8	4	28	32	10	10	83	24	6	10	4	4	22				

Shooting By Period	
1st FG%	18-34 52.9%
3PT%	6-11 54.5%
FT%	0-1 0%
2nd FG%	15-26 57.7%
3PT%	5-10 50.0%
FT%	6-7 85.7%
GM FG%	33-60 55.0%
3PT%	11-21 52.4%
FT%	6-8 75.0%
Dead Ball Rebounds: 0-0	

Technical Fouls: NONE

Creigh

Xavier

Biggest lead	Points from Turnovers	Best Scoring Run	Lead Changes	Times Tied	Time with Lead	Creigh		Xavier		Period by Period Scoring		
						1st	2nd	TOT	1st	2nd	TOT	
5 (1st 16:41)	7	16	3	2	05:13	27	34	61	42	41	83	
24 (2nd 0:15)	38	34	10	4	33:55	10	4	13	9	18	33	
14 (2nd 5:55)	10	4	14	13								
3	14	13	9	18								
2	14	13	9	18								
05:13	33:55											



Official Basketball Box Score - Final
Providence at Xavier
 03/08/25 Cintas Center, Cincinnati
 2024-25 Men's Basketball

Game Time: 4:00 PM
 Game Duration: 2:04
 Attendance: 10,532

Officials: Michael Roberts, Greg Evans, Nathan Hal

Providence - 68

Record: 12-19 (6-14)

NO. Name	Min	FG		3P		FT		Rebounds		Fouls		TP	AS	TO	ST	Blocks			+/-	
		M/A	A/A	M/A	A/A	OR	DR	OR	DR	PF	FD					BS	BA	+		
11 Ryan Mela	F 31:33	6-12	0-2	0-5	1	6	7	1	5	12	4	1	0	0	0	-3				
55 Oswin Erhumwunse	F 31:02	4-5	0-0	0-0	3	6	4	0	8	0	2	0	1	0	-5					
1 Jayden Pierre	G 27:11	3-9	2-6	0-0	0	5	3	2	8	3	3	0	0	0	-9					
7 Bensley Joseph	G 32:42	9-14	7-10	2-4	0	3	3	4	3	27	2	5	2	0	-2					
14 Corey Floyd, Jr.	G 36:47	2-9	1-2	2-2	3	1	4	2	3	7	3	3	4	0	-6					
10 Rich Barron	F 25:04	1-4	1-3	0-0	0	2	2	0	0	3	4	1	0	0	-8					
12 Eli DeLaurier	F 08:58	0-0	0-0	0-0	0	1	1	0	0	2	1	0	0	0	-3					
4 Justyn Fernandez	F 06:43	1-1	1-1	0-0	0	0	0	0	0	3	1	0	0	0	-4					
Team					1	1	2			0	2									
Totals		26-54	12-24	4-11	8	22	30	17	13	68	19	17	6	1	0	-8				

Shooting By Period	
1st FG%	11-26 42.3%
3PT%	6-13 46.2%
FT%	4-8 50%
2nd FG%	15-28 53.6%
3PT%	6-11 54.5%
FT%	0-3 0%
GM FG%	26-54 48.1%
3PT%	12-24 50.0%
FT%	4-11 36.4%
Dead Ball Rebounds: 3-1	

Technical Fouls: Team 2nd 0:52

Xavier - 76

Record: 21-10 (13-7)

NO. Name	Min	FG		3P		FT		Rebounds		Fouls		TP	AS	TO	ST	Blocks			+/-	
		M/A	A/A	M/A	A/A	OR	DR	OR	DR	PF	FD					BS	BA	+		
3 Dailyn Swain	F 28:46	3-9	0-0	2-2	3	0	3	3	1	8	3	1	1	0	0	5				
32 Zach Freemantle	F 31:15	11-16	1-2	2-3	4	4	8	2	4	25	2	4	1	0	0	9				
1 Marcus Foster	G 29:24	2-6	1-4	1-3	0	7	7	2	3	6	2	1	3	0	1	-1				
7 Ryan Conwell	G 37:07	6-14	4-10	5-6	0	1	1	2	21	5	4	0	0	0	13					
20 Dayvon McKnight	G 28:18	0-3	0-1	4-4	1	3	4	3	4	3	1	1	0	0	-2					
2 Jerome Hunter	F 19:40	4-6	1-2	3-3	2	1	3	1	3	12	0	0	1	0	0	6				
21 Dante Maddox Jr.	F 16:35	0-3	0-1	0-0	0	1	1	0	0	7	0	1	0	0	11					
4 John Hugley IV	F 08:45	0-1	0-0	0-0	0	3	3	0	1	1	0	0	0	0	-1					
Team					1	4	5			0	0									
Totals		26-58	7-20	17-21	11	24	35	13	17	76	22	11	8	0	1	8				

Shooting By Period	
1st FG%	11-32 34.4%
3PT%	5-13 38.5%
FT%	9-11 81.8%
2nd FG%	15-26 57.7%
3PT%	2-7 28.6%
FT%	8-10 80%
GM FG%	26-58 44.8%
3PT%	7-20 35.0%
FT%	17-21 81.0%
Dead Ball Rebounds: 2-0	

Technical Fouls: NONE

PRO

Xavier

Biggest lead	Points from Turnovers	Best Scoring Run	Lead Changes	Times Tied	Time with Lead	PRO		Xavier		Period by Period Scoring		
						1st	2nd	TOT	1st	2nd	TOT	
3 (1st 17:21)	10	20	6	4	04:15	36	40	76	36	40	76	
11 (2nd 4:05)	28	34	10	11								
6 (1st 10:03)	8	11	8	5								
10	8	5	8	11								
4	8	11	8	11								
04:15	33:											

XAVIER BASKETBALL™

POSTSEASON



Official Basketball Box Score - Final
Xavier at Texas
 03/19/25 University of Dayton Arena, Dayton, Ohio
 NCAA Division I Men's Basketball Championship - First Four

Game Time: 9:18 PM
 Game Duration: 2:08
 Attendance: 12,548

Officials: James Breeding, Terry Oglesby, Christopher Merlo

Xavier - 86		Record: 22-11													Shooting By Period								
NO.	Name	Min	FG M-A	3P M-A	FT M-A	Rebounds OR DR TOT	Fouls PF FD	TP	AS	TO	ST	Blocks BS BA	+/-	1st FG%	1st 3PT%	1st FT%	2nd FG%	2nd 3PT%	2nd FT%	GM FG%	GM 3PT%	GM FT%	
3	Dalyn Swain	F 28:58	5-9	0-1	1-4	2 2 4	3 3	11	3	1	2	0	1	9	3PT%	5-11	45.5%						
32	Zach Freemantle	F 27:47	6-13	1-5	2-2	0 2 2	4 1	15	2	1	1	0	0	7	FT%	4-7	57.1%						
1	Marcus Foster	G 30:33	8-9	4-5	2-2	0 8 8	2 1	22	2	1	0	0	0	9	2nd FG%	17-30	56.7%						
7	Ryan Conwell	G 31:47	4-7	1-3	2-3	1 1 2	4 3	11	3	0	1	1	0	12	3PT%	7-14	50.0%						
20	Dayvon McKnight	G 35:14	2-3	0-0	1-3	1 4 5	2 3	5	5	3	1	0	0	5	FT%	6-9	66.7%						
2	Jerome Hunter	18:11	3-6	3-4	0-0	0 1 1	1 0	9	0	1	1	1	0	-5	GM FG%	32-58	55.2%						
21	Dante Maddox Jr.	15:29	3-5	2-4	2-2	0 1 1	1 2	10	2	0	0	0	0	-7	3PT%	12-25	48.0%						
4	John Hugley IV	12:01	1-6	1-3	0-0	0 2 2	1 0	3	0	0	0	0	1	0	FT%	10-16	62.5%						
Team						0 3 3			0						Dead Ball Rebounds: 3, 0								
Totals		32:58	12:25	10:16		4 24 28	18 13	86	17	7	6	2	2	6	Technical Fouls: NONE								

Texas - 80		Record: 19-16													Shooting By Period								
NO.	Name	Min	FG M-A	3P M-A	FT M-A	Rebounds OR DR TOT	Fouls PF FD	TP	AS	TO	ST	Blocks BS BA	+/-	1st FG%	1st 3PT%	1st FT%	2nd FG%	2nd 3PT%	2nd FT%	GM FG%	GM 3PT%	GM FT%	
5	Kadin Shedrick	F 30:21	3-5	1-1	4-4	2 5 7	3 2	11	0	1	1	1	0	-5	3PT%	4-8	50.0%						
6	Arthur Kaluma	F 25:44	2-6	0-1	4-5	0 4 4	1 4	8	1	1	1	0	0	-7	FT%	7-10	70%						
0	Jordan Pope	G 15:00	1-4	1-2	0-0	0 1 1	3 1	3	1	1	0	0	0	2	2nd FG%	9-24	37.5%						
12	Tramon Mark	G 35:22	7-14	2-6	0-0	0 4 4	1 1	16	5	4	0	0	0	-9	3PT%	4-9	44.4%						
20	Tre Johnson	G 38:23	6-14	4-7	7-11	2 4 6	2 7	23	2	1	0	0	1	-4	FT%	11-14	78.6%						
25	Jaysen Kent	13:18	3-4	0-0	2-2	2 1 3	2 2	8	0	0	0	0	0	2	GM FG%	27-55	49.1%						
2	Chendall Weaver	30:05	3-5	0-0	1-2	1 2 3	1 1	7	2	1	3	0	1	-5	3PT%	8-17	47.1%						
21	Zevrik Onyema	10:37	2-3	0-0	0-0	1 1 2	0 0	4	0	1	0	1	0	-2	FT%	18-24	75.0%						
1	Julian Larry	01:10	0-0	0-0	0-0	0 0 0	0 0	0	0	0	0	0	0	-2	Dead Ball Rebounds: 1, 1								
Team						1 2 3			0						Technical Fouls: NONE								
Totals		27:55	8:17	18:24		9 24 33	13 18	80	11	10	5	2	2	-6	Technical Fouls: NONE								

	XAV	TEX	Points from Turnovers	XAV	TEX	Period by Period Scoring
Biggest lead	6 (2nd 0:01)	13 (1st 9:35)		16	7	
Best Scoring Run	9 (2nd 4:36)	9 (1st 13:16)	Paint	34	36	
Lead Changes	5		Second Chance	6	7	XAV 39 47 86
Times Tied	5		Fast Breaks	17	7	TEX 47 33 80
Time with Lead	05:26	30:33	Bench	22	19	



POSTSEASON



XAVIER ALL-TIME NCAA RECORD:

30-29 IN 29 APPEARANCES

ELITE 8 APPEARANCES (3):

2017, 2008 & 2004

SWEET 16 APPEARANCES (9):

2023, 2017, 2015, 2012, 2010, 2009, 2008, 2004, 1990

POSTSEASON TOURNAMENT TRADITION

Xavier is making its 36th postseason appearances in the last 42 postseasons (1983-2025; 2020 postseason cancelled by the pandemic). That span includes 29 NCAA Tournament appearances, including 14 of the last 19 and 18 of the last 24 NCAA Tournaments. Xavier's seven National Invitation Tournament appearances during that stretch since 1983 include the 2022 NIT Championship. XU only made the NCAA Tournament field one time (1961) before the 1982-83 season.

XAVIER ... AN NCAA TRADITION

Xavier is making its 30th appearance in the NCAA Tournament in 2025, which includes 20 at-large berths (2025, 2023, 2018, 2017, 2016, 2015, 2014, 2012, 2011, 2010, 2009, 2008, 2007, 2003, 2001, 1997, 1995, 1993, 1990 and 1961), six automatic berths through the MCC (1991, 1989, 1988, 1987, 1986 and 1983) and four automatic berths in the Atlantic 10 (2006, 2004, 2002 and 1998).

Xavier, 31-29 all-time in the NCAA Tournament, was 1-6 in NCAA play prior to 1990 but is 30-23 from 1990-present. XU lost to the eventual National Champions in the first round in 1988 (Kansas) and 1989 (Michigan).

Xavier made its first NCAA Tournament appearance in 1961 but didn't return until head coach **Bob Staak** led XU to an MCC Championship and NCAA Tournament berth in 1983. **The first NCAA Tournament win was memorable.** Xavier, under the direction of then second-year head coach **Pete Gillen**, won XU's first-ever NCAA Tournament victory over highly-favored Missouri in the 1987 NCAA First Round at the Indianapolis Hoosier Dome behind 29 points from **Byron Larkin**.

ELITE 8 APPEARANCES 2004-2024

Kansas	9
North Carolina	9
Kentucky	8
Duke	7
UConn	7
Michigan State	6
Louisville	6
Villanova	5
Gonzaga	5
UCLA	4
Arizona	4
Michigan	4
Xavier	3
Memphis	3
Texas	3
Baylor	3
Syracuse	3
Ohio State	3
Wisconsin	3
Oregon	3
Kansas State	3

in the first half) vs. Arizona on March 23. Macura averaged 13.0 points, 4.8 rebounds, 3.3 assists and 1.3 steals per game.

SWEET HISTORY

Xavier has reached at least the NCAA Tournament Sweet 16 seven times since 2008, including 2023, 2017, 2015, 2012, 2010, 2009 and 2008. XU advanced to the Elite Eight in 2008 and 2017.

Xavier is one of only 13 schools that have made at least seven NCAA Tournament Sweet 16 appearances in the last 16 tournaments (since 2008). The list includes North Carolina (10), Duke (10), Gonzaga (10), Kansas (9), Michigan State (9), Kentucky (8), Arizona (8), **Xavier (7)**, UCLA (7), Wisconsin (7), Purdue (7), Syracuse (7) and Michigan (7). Xavier last made the NCAA Sweet 16 in 2023, its ninth appearance in the Sweet 16. XU's first appearance came in 1990 when it was matched up against Texas in a Regional Semifinal in Dallas, Texas.

XAVIER'S HIGHEST SEEDS ... NO. 1 SEED IN 2018

Xavier was a No. 1 seed for the first time in school history in the 2018 NCAA Tournament.

Xavier's No. 2 seed in the 2016 NCAA Tournament was the previous highest seed in program history. Xavier was a No. 3 seed in the 2003, 2008 and 2023 NCAA Tournaments.

ELITE AGAIN BEHIND BLUIETT AND MACURA

Xavier made its third NCAA Tournament Elite Eight in 2017. XU also made it in 2004 and 2008.

The Musketeers made the 2017 NCAA Tournament Elite Eight by defeating No. 6 seed and Big Ten runner-up Maryland, No. 3 seed and ACC runner-up Florida State and No. 2 seed and Pac-12 Champion Arizona (under then-head coach **Sean Miller**) to reach the West Regional Final. Both **Trevon Bluiett** and **J.P. Macura** earned spots on the 2017 All-West Regional Team. Bluiett averaged 21.3 points per game for Xavier's four games in the NCAA Tournament, including 21 (18 in second half) vs. Maryland on March 16, 29 (21 in second half) vs. Florida State on March 18 and 25 (18

SWEET 16 APPEARANCES 2008-2024

Duke	10
North Carolina	10
Gonzaga	10
Kansas	9
Michigan State	9
Kentucky	8
Arizona	8
Xavier	7
UCLA	7
Wisconsin	7
Michigan	7
Syracuse	7
Purdue	7
Louisville	6
Villanova	6
Tennessee	6
West Virginia	5
Oregon	5
Baylor	5
Florida	5
UConn	5
Houston	5
Ohio State	4
Miami	4
Florida State	4
San Diego State	4
Iowa State	4
Marquette	4

XAVIER BASKETBALL™

POSTSEASON



Xavier has made it to at least the Sweet 16 nine times: 1990, 2004, 2008, 2009, 2010, 2012, 2015, 2017 and 2023. XU advanced to the Elite Eight in 2004, 2008 and 2017.

THE FIRST SWEET 16 SEASON OVER 30 YEARS AGO

The Xavier Musketeers had won another MCC Championship and NCAA Tournament berth in the 1989-90 season. The best was yet to come.

Xavier, which earned a 1990 NCAA Tournament seeding of sixth in the Midwest Region, returned to a familiar site for its NCAA action. XU returned to the Indiana Hoosier Dome, the same place where XU had grabbed national headlines in the 1987 NCAA Tourney. XU upset 14th-ranked Missouri, 70-69, in the first round of the 1987 NCAA Tourney and nearly upset Duke in the second round. Xavier's 1990 roster was loaded with six current or future 1,000 point-scorers, including **Tyrone Hill**, **Derek Strong**, **Aaron Williams**, **Jamie Gladden**, **Michael Davenport** and **Jamal Walker**. Hill, Strong and Williams went on to the NBA. XU's senior "twin towers" of Hill and Strong combined for 46 points and 25 rebounds as the Musketeers advanced to the second round with an 87-79 win over the then-Big Eight's Kansas State. The win over Kansas State put Xavier against Georgetown in the second round. XU jumped out to a 16-point halftime lead, 42-26, and held on for a thrilling 74-71 win over **Alonzo Mourning**,



Trevon Bluiett, who made the five-member 2017 Regional All-Tournament Team, led XU to the 2017 NCAA Elite Eight. Bluiett averaged 21.3 points per game for Xavier's four games vs. Maryland, Florida State, Arizona and Gonzaga.

Dikembe Mutombo and the rest of head coach **John Thompson's** Hoyas. Strong had 19 points and 12 rebounds and Walker had 15 points and nine assists. The win advanced Xavier to the NCAA Tournament Sweet 16 for the first time in the school's history.

MEMORABLE REGIONAL SEMI

Xavier lost in double overtime, 101-96, to Kansas State in a classic Regional Semifinal in the 2010 NCAA Tournament. Xavier's **Jordan Crawford** earned a spot on the five-member 2010 NCAA All-West Regional Team after averaging 29.0 ppg. for XU's three NCAA games, including wins over Minnesota and Pittsburgh to earn a third straight trip to at least the NCAA Sweet 16.

ELITE NCAA TOURNAMENT SUCCESS IN 2004 AND 2008

The Musketeers went on and advanced to the Elite Eight in 2004 and 2008. It became known to Xavier fans as "The Run" in 2004. Xavier swept through the Atlantic 10 Tournament for a historic four wins in four days at the University of Dayton Arena, including an 87-67 win over previously unbeaten and No. 1 Saint Joseph's in the second round. XU and SJU would both reach 2004 NCAA Regional Finals that season.

Xavier entered the 2004 NCAA Tournament as a No. 7 seed. XU trailed Rick Pitino's No. 10 seed Louisville team 42-31 at halftime

in Orlando, Fla., but dominated the second half on both ends of the court to record an 80-70 victory, outscoring Louisville 49-28 after intermission. XU beat No. 2 seed Mississippi State 89-74 in the second round behind 31 points from senior **Lionel Chalmers**, earning its first spot in the Sweet 16 since 1990.

This time Xavier made it past the Sweet 16 round. XU beat No. 3 seed Texas 79-71 in the Regional Semifinals in Atlanta, Ga., behind 27 points from senior **Romain Sato**. Xavier drew No. 1 seed Duke in the Regional Final. XU led 30-28 at halftime and led for most of the second half thanks in great part to a dominating effort from senior big man **Anthony Myles**, who scored 16 points and grabbed 10 rebounds in 23 minutes of action. XU led 44-41 with 12:27 left when Myles fouled out. Seniors Lionel Chalmers, Romain Sato and Anthony Myles earned spots on the five-member 2004 NCAA Atlanta Regional All-Tournament Team.

In 2008, Xavier made it back to the NCAA Tournament Elite Eight. Senior **Josh Duncan** earned a spot on the five-member 2008 NCAA West Regional All-Tournament Team after averaging 18.3 ppg. for XU's Elite Eight run. XU beat Georgia (73-61), Purdue (85-78) and West Virginia (79-75 in overtime) before losing to UCLA, including Kevin Love, Russell Westbrook and Darren Collison, in the West Regional Final. Duncan scored a career-high 26 points in the win over West Virginia.



Romain Sato, who earned a spot on the five-member 2004 Regional All-Tournament Team, averaged 18.3 ppg. and grabbed 7.3 rpg. for XU's run to its first-ever Elite Eight in 2004. Sato was a member of the 2024 FIBA Hall of Fame class.



Lionel Chalmers, one of three seniors to earn a spot on the five-member 2004 Regional All-Tournament Team, was a leader on XU's run to its first-ever Elite Eight in 2004. He is now an NBA assistant coach with the Orlando Magic.

XAVIER

BASKETBALL™

POSTSEASON



Game 1: XU vs. Morehead State, NCAA Mid-east Regional First Round, Tuesday, March 14, 1961 at Ky. State Fairgrounds (Louisville, Ky.)

Xavier (66) - Ron Nicolai 2-7 1-3 5, Leo McDermott 6-19 3-6 15, Jack Thobe 9-16 1-3 19, Bill Kirvin 7-18 0-2 14, Jim Enright 5-13 0-1 10, Ed Tepe 1-2 1-1 3, **Totals: 30-75 6-16 66**
Morehead State (71) - John Gibson 2-5 1-3 5, Norm Pokley 3-7 2-5 8, Ed Noe 8-16 5-7 21, Hecky Thompson 3-13 10-12 16, Granny Williams 9-23 3-8 21, Arthur Cole 0-3 0-0 0, **Totals: 25-67 21-35 71**

Halftime - Xavier 33, Morehead State 33, Fouled Out - Nicolai, Rebounds - Xavier 50 (McDermott 12, Nicolai 9), Morehead State 57 (Noe 15, Pokley 11), Floor Errors - Xavier 9, Morehead State 9, Total Fouls - Xavier 21, Morehead State 11, Technical Fouls - None, A - 7,300

Game 2: Xavier (#12 seed) vs. Alcorn State (#12 seed), NCAA Midwest Regional Opening Round, Tuesday, March 15, 1983 at University of Dayton Arena (Dayton, Ohio)

Alcorn State (81) - Aaron Brandon 6-13 4-5 16, David Clayton 0-4 1-2 1, Tommy Collier 6-9 3-7 15, Michael Phelps 6-9 6-7 18, Eddie Archie 5-11 6-8 16, Davey Whitney 4-5 0-1 8, Maurice Browner 0-0 0-0 0, David Williams 0-1 3-4 3, David Palmer 1-3 2-2 4, Timothy Pollard 0-0 0-0 0, **Totals: 28-55 25-36 81**

Xavier (75) - Dexter Bailey 3-9 4-6 10, John Shimko 1-1 0-0 2, Eddie Johnson 3-5 1-2 7, Victor Fleming 8-10 0-0 16, Anthony Hicks 6-10 2-4 14, Jeff Jenkins 4-7 5-7 13, Steve Wolf 4-6 0-0 8, Richard Harris 1-1 0-0 2, Ralph Lee 0-1 3-4 3, **Totals: 30-50 15-23 75**

Halftime - Alcorn State 40, Xavier 32, Fouled Out - Johnson, Lee, Palmer, Rebounds - Alcorn State 27 (Collier 10, Brandon 4, Palmer 4), Xavier 33 (Johnson 11, Bailey 5), Assists - Alcorn State 14 (Brandon 4, Archie 4), Xavier 18 (Lee 6, Hicks 5), Turnovers - Alcorn State 20, Xavier 30, Total Fouls - Alcorn State 21, Xavier 26, Technical Fouls - Xavier Bench, A - 7,471

Game 3: Xavier (#12 seed) vs. Alabama (#5 seed), 1986 NCAA Southeast Regional First Round, Friday, March 14, 1986 at Charlotte Coliseum (Charlotte, N.C.)

Xavier (80) - Richie Harris 11-19 2-3 24, Walt McBride 4-8 0-0 8, Eddie Johnson 7-12 1-3 15, Ralph Lee 0-4 2-2 2, Byron Larkin 10-26 3-5 23, Joe Bowman 0-0 0-0 0, Kelly Williamson 1-1 0-0 2, Leroy Greenidge 1-4 0-0 2, Mike Ramey 1-1 0-0 2, John Kelley 0-0 0-0 0, Dexter Campbell 0-0 0-0 0, Andy Donnelly 1-2 0-0 2, **Totals: 36-77 8-13 80**

Alabama (97) - Jim Farmer 10-15 4-5 24, Buck Johnson 11-16 0-2 22, Derrick McKey 7-8 2-2 16, Mark Gottfried 3-6 0-0 6, Terry Coner 5-8 4-4 14, Gary White 0-0 0-0 0, James Jackson 1-2 1-2 3, Craig Dudley 1-1 0-0 2, Michael Anslay 5-8 0-0 10, **Totals: 43-64 11-15 97**

Halftime - Alabama 39, Xavier 33, Fouled Out - None, Rebounds - Xavier 36 (Harris 11, Johnson 9), Alabama 32 (Anslay 9, Farmer 7, Johnson 7), Assists - Xavier 15 (Lee 9, McBride 1, Larkin 1, Greenidge 1, Ramey 1, Kelley 1, Campbell 1), Alabama 19 (Coner 9, McKey 4), Turnovers - Xavier 14, Alabama 14, Total Fouls - Xavier 15, Alabama 15, Technical Fouls - None, A - 10,385

***Game 4: Xavier (#13 seed) vs. Missouri (#4 seed), 1987 NCAA Midwest Regional First Round, Thursday, March 12, 1987 at Hoosier Dome (Indianapolis, Ind.)**

***First college basketball game played in the Hoosier Dome**
Xavier (70) - Kyle Taylor 1-3 1-2 3, Dexter Campbell 3-4 7-8 13, Tyrone Hill 3-6 0-0 6, Stan Kimbrough 6-14 1-3 14, Byron Larkin 6-20 16-20 29, J.D. Barnett 2-7 1-2 5, Bob Koester 0-0 0-0 0, **Totals: 21-54 26-35 70**

Missouri (69) - Derrick Chievov 6-11 4-6 16, Mike Sandbothe 3-6 2-3 8, Gary Leonard 1-2 0-0 2, Lee Coward 2-8 2-2 6, Lynn Hardy 9-22 0-0 21, Greg Church 3-3 2-3 8, Nathan Buntin 4-7 0-0 8, Bradd Sutton 0-0 0-0 0, Devon Rolf 0-0 0-0 0, Michael Ingram 0-0 0-0 0, **Totals: 28-59 10-14 69**

Halftime - Xavier 36, Missouri 32, Fouled Out - Sandbothe, Coward, Church, Rebounds - Xavier 44 (Hill 13, Larkin 10), Missouri 29 (Chievov 9, Church 6), Assists - Xavier 10 (Larkin 4, Barnett 3), Missouri 14 (Sandbothe 5, Coward 3), Turnovers - Xavier 14, Missouri 12, 3-Point FG - Xavier 2-9 (Taylor 0-2, Kimbrough 1-4, Larkin 1-3), Missouri 3-14 (Coward 0-4, Hardy 3-10), Total Fouls - Xavier 16, Missouri

24, Technical Fouls - None, A - 25,562

Game 5: Xavier (#13 seed) vs. Duke (#5 seed), 1987 NCAA Midwest Regional Second Round, Saturday, March 14, 1987 at Hoosier Dome (Indianapolis, Ind.)

Xavier (60) - Kyle Taylor 3-6 0-1 8, Dexter Campbell 4-6 2-2 10, Tyrone Hill 3-5 3-4 9, Stan Kimbrough 5-12 2-2 13, Byron Larkin 7-12 2-2 18, J.D. Barnett 1-4 0-0 2, Bob Koester 0-0 0-0 0, **Totals: 23-45 9-11 60**

Duke (65) - Danny Ferry 4-7 0-0 8, Billy King 1-3 3-7 5, John Smith 3-5 0-0 6, Tommy Amaker 8-12 2-2 20, Kevin Strickland 2-13 6-7 12, Martin Nessley 0-0 0-0 0, Robert Brickey 6-8 0-0 12, Quinn Snyder 0-0 0-0 0, Alaa Abdelnaby 1-2 0-0 2, **Totals: 25-50 11-16 65**

Halftime - Duke 36, Xavier 32, Fouled Out - Kimbrough, Rebounds - Xavier 26 (Campbell 6, Hill 6), Duke 25 (Strickland 9, Ferry 5), Assists - Xavier 12 (Taylor 6, Kimbrough 3, Larkin 3), Duke 15 (Strickland 9, King 4), Turnovers - Xavier 17, Duke 10, 3-Point FG - Xavier 5-8 (Taylor 2-4, Kimbrough 1-2, Larkin 2-2), Duke 4-14 (Ferry 0-1, Amaker 2-4, Strickland 2-9), Total Fouls - Xavier 19, Duke 16, Technical Fouls - None, A - 34,183

Game 6: Xavier (#11 seed) vs. Kansas (#6 seed), 1988 NCAA Midwest Regional First Round, Friday, March 18, 1988 at Devaney Center (Lincoln, Neb.)

Xavier (72) - J.D. Barnett 2-6 0-0 5, Tyrone Hill 1-5 2-4 4, Derek Strong 4-5 6-6 14, Byron Larkin 6-18 4-10 16, Stan Kimbrough 5-13 6-7 18, Jamal Walker 3-10 1-2 7, John Kennedy 0-1 0-0 0, Michael Davenport 0-0 0-0 0, Jerry Butler 1-2 0-0 2, Mike Ramey 0-0 0-0 0, Colin Parker 0-2 0-0 0, Dexter Campbell 2-2 2-3 6, Bob Koester 0-0 0-0 0, **Totals: 24-64 21-32 72**

Kansas (85) - Chris Piper 2-3 5-7 9, Milt Newton 9-14 3-4 21, Danny Manning 8-14 8-9 24, Kevin Pritchard 2-5 4-5 8, Jeff Guelndner 3-4 1-2 8, Clint Normore 0-3 0-1 0, Scooter Barry 1-2 3-4 5, Lincoln Minor 0-1 0-0 0, Mike Maddox 2-4 0-0 4, Keith Harris 2-3 2-2 6, Marvin Mattox 0-0 0-0 0, **Totals: 29-53 26-34 85**

Halftime - Kansas 48, Xavier 29, Fouled Out - Hill, Larkin, Walker, Rebounds - Xavier 30 (Strong 10, Hill 4), Kansas 50 (Newton 12, Manning 12), Assists - Xavier 13 (Kimbrough 4, Larkin 3, Walker 3), Kansas 22 (Piper 7, Barry 5), Turnovers - Xavier 16, Kansas 30, 3-Point FG - Xavier 3-14 (Barnett 1-3, Larkin 0-3, Kimbrough 2-6, Walker 0-2), Kansas 1-5 (Newton 0-2, Guelndner 1-1, Normore 0-2), Total Fouls - Xavier 32, Kansas 23, Technical Fouls - None, A - 14,425

Game 7: Xavier (#14 seed) vs. Michigan (#3 seed), 1989 NCAA Southeast Regional First Round, Friday, March 17, 1989 at The Omni (Atlanta, Ga.)



Tyrone Hill helped lead Xavier to its first-ever NCAA Tournament win with a 1987 victory over Missouri.

Xavier (87) - Colin Parker 0-1 0-0 0, Tyrone Hill 7-12 7-7 21, Derek Strong 8-12 2-3 18, Stan Kimbrough 5-16 1-2 13, Michael Davenport 6-13 3-4 15, Jamal Walker 6-9 3-5 16, Dave Minor 2-2 0-0 4, Sydney Raeford 0-0 0-0 0, **Totals: 34-65 16-21 87**

Michigan (92) - Glen Rice 9-22 0-0 23, Terry Mills 8-12 2-2 18, Loy Vaught 2-4 0-0 4, Mike Griffin 0-0 0-0 0, Rumeal Robinson 8-13 6-9 23, Mark Hughes 4-5 0-1 8, Sean Higgins 3-6 1-1 7, Demetrius Calip 3-5 3-3 9, **Totals: 37-67 12-16 92**

Halftime - Xavier 45, Michigan 42, Fouled Out - None, Rebounds - Xavier 30 (Strong 10, Hill 6), Michigan 33 (Hughes 10, Mills 6), Assists - Xavier 21 (Walker 9, Kimbrough 6), Michigan 18 (Robinson 8, Mills 5), Turnovers - Xavier 19, Michigan 17, 3-Point FG - Xavier 3-9 (Kimbrough 2-4, Davenport 0-4, Walker 1-1), Michigan 6-12 (Rice 5-9, Robinson 1-2, Higgins 0-1), Total Fouls - Xavier 19, Michigan 21, Technical Fouls - None, A - 12,349

Game 8: Xavier (#6 seed) vs. Kansas State (#11 seed), 1990 NCAA Midwest Regional First Round, Friday, March 16 at Indiana Hoosier Dome (Indianapolis, Ind.)

Kansas State (79) - Askia Jones 6-13 0-0 23, Lance Simmons 2-5 0-0 4, Tony Massop 1-5 0-0 2, Steve Henson 11-19 7-7 35, Jean Derouillere 4-13 4-7 12, Jeff Wires 0-0 0-0 0, Jeff Malham 0-0 0-0 0, Keith Amerson 1-1 0-0 2, Nick Weigal 0-0 0-0 0, Patrick Sams 0-0 0-0 0, Reggie Britt 2-3 0-0 4, Billy Ray Smith 0-1 3-4 3, Wylie Howard 0-1 0-0 0, John Rettiger 1-2 2-4 4, **Totals: 28-63 16-24 79**

Xavier (87) - Maurice Brantley 2-3 4-8 2, Tyrone Hill 6-12 17-18 29, Derek Strong 4-10 9-11 17, Jamal Walker 5-11 0-1 11, Jamie Gladden 5-9 2-2 12, Michael Davenport 1-4 5-7 8, Aaron Williams 1-2 0-0 2, **Totals: 24-51 37-43 87**

Halftime - Xavier 42, Kansas State 32, Fouled Out - Simmons, Rettiger, Rebounds - Kansas State 27 (Massop 6, Derouillere 5), Xavier 40 (Hill 14, Strong 11), Assists - Kansas State 9 (Derouillere 5, Henson 2), Xavier 10 (Walker 6, Gladden 1, Brantley 1, Strong 1, Davenport 1), Turnovers - Kansas State 6, Xavier 10, 3-Point FG - Kansas State 7-14 (Jones 1-1, Henson 6-11, Derouillere 0-1, Howard 0-1), Xavier 2-6 (Walker 1-3, Gladden 0-1, Davenport 1-2), Total Fouls - Kansas State 31, Xavier 19, Technical Fouls - None, A - 39,417

Game 9: Xavier (#6 seed) vs. Georgetown (#3 seed), 1990 NCAA Midwest Regional Second Round, Sunday, March 18 at Indiana Hoosier Dome (Indianapolis, Ind.)

Xavier (74) - Maurice Brantley 3-4 0-1 7, Tyrone Hill 5-9 3-3 13, Derek Strong 5-12 9-10 19, Jamal Walker 4-13 7-8 15, Jamie Gladden 6-10 1-2 13, Michael Davenport 2-6 0-0 5, Colin Parker 0-0 0-0 0, Dwayne Wilson 0-0 0-0 0, Aaron Williams 1-3 0-1 2, **Totals: 26-57 20-25 74**

Georgetown (71) - Anthony Allen 0-2 0-0 0, Alonzo Mourning 5-8 5-7 15, Dikembe Mutombo 4-7 1-3 9, Dwayne Bryant 3-9 0-0 6, Mark Tillmon 6-17 3-4 16, David Edwards 7-13 1-5 19, Michael Tate 1-2 0-0 2, Antoine Stoudamire 0-3 0-0 0, Sam Jefferson 2-4 0-1 4, **Totals: 28-65 10-20 71**

Halftime - Xavier 42, Georgetown 26, Fouled Out - Hill, Mourning, Rebounds - Xavier 40 (Strong 12, Hill 8), Georgetown 38 (Mutombo 12, Mourning 10), Assists - Xavier 15 (Walker 9, Davenport 2), Georgetown 10 (Bryant 3, Edwards 2, Stoudamire 2), Turnovers - Xavier 20, Georgetown 14, 3-Point FG - Xavier 2-10 (Brantley 1-1, Walker 0-4, Gladden 0-1, Davenport 1-4), Georgetown 5-19 (Bryant 0-3, Tillmon 1-5, Edwards 4-8, Stoudamire 0-3), Total Fouls - Xavier 21, Georgetown 18, Technical Fouls - Bryant (GU), A - 37,842

Game 10: Xavier (#6 seed) vs. Texas (#10 seed), 1990 Midwest Regional Semifinal, Thursday, March 22, 1990 at Reunion Arena (Dallas, Texas)

Texas (102) - Lance Blanks 9-21 10-11 28, Locksley Collie 3-8 3-6 9, Guillermo Myers 1-2 1-2 3, Joey Wright 9-12 6-8 26, Travis Mays 9-21 11-12 32, Hank Duke 2-3 0-0 4, Benford Williams 0-1 0-0 0, Courtney Jeans 0-0 0-0 0, George Muller 0-0 0-0 0, Gerald Houston 0-0 0-0 0, Winn Shepard 0-0 0-0 0, **Totals: 33-68 31-39 102**

Xavier (89) - Maurice Brantley 5-6 2-3 12, Tyrone Hill 8-14 6-9 22, Derek Strong 11-17 5-5 27, Jamal Walker 6-14 2-2 14, Jamie Gladden 2-7 0-2 4, Aaron Williams 1-1 2-3 4,

XAVIER

BASKETBALL™

POSTSEASON



Brian Grant was a key part of NCAA Tournament wins over New Orleans (seen here) in 1993 and Nebraska in 1991.

Michael Davenport 1-7 0-0 2, Colin Parker 1-2 0-0 2, Bob Koester 0-0 0-0 0, Jerry Butler 1-1 0-0 2, Dwayne Wilson 0-0 0-0 0, Mark Poynter 0-0 0-0 0, Dave Minor 0-0 0-0 0, **Totals: 36-69 17-24 89**

Halftime - Xavier 53, Texas 41, Fouled Out - Blanks, Strong, Rebounds - Texas 38 (Collie 16, Myers 7), Xavier 37 (Hill 15, Strong 14), Assists - Texas 8 (Blanks, Wright 3), Xavier 14 (Hill 5, Strong 4), Turnovers - Texas 10, Xavier 16, 3-Point FG - Texas 5-18 (Blanks 0-7, Wright 2-2, Mays 3-9), Xavier 0-9 (Hill 0-1, Walker 0-2, Davenport 0-5, Parker 0-1), Total Fouls - Texas 23, Xavier 28, Technical Fouls - None, A - 16,413

Game 11: Xavier (#14 seed) vs. Nebraska (#3 seed), 1991 NCAA Midwest Regional First Round, Thursday, March 14, 1991 at the Hubert H. Humphrey Metrodome (Minneapolis, Minn.)

Xavier (89) - Michael Davenport 5-13 4-4 17, Aaron Williams 0-1 4-4 4, Brian Grant 3-6 9-12 15, Jamal Walker, 5-9 7-11 18, Jamie Gladden 9-15 0-0 20, Maurice Brantley 2-3 2-4 6, Dwayne Wilson 2-2 1-2 5, Erik Edwards 1-1 0-0 2, Colin Parker 0-0 2-3 2, **Totals: 27-50 29-40 89**

Nebraska (84) - Tony Farmer 5-9 5-8 15, Beau Reid 2-12 2-4 6, Rich King 11-17 2-7 25, Keith Moody 1-3 0-0 2, Clifford Scales 4-5 3-4 12, Carl Hayes 7-12 1-3 15, Dapreis Owens 0-1 0-0 0, Eric Piatowski 3-10 1-1 9, **Totals: 33-69 14-27 84**

Halftime - Xavier 45, Nebraska 42; Fouled Out - Williams (XU), Farmer (UN); Rebounds - Xavier 30 (Grant 10, J.Walker 3, Gladden 3), Nebraska 41 (King 12, Reid 7); Assists - Xavier 14 (J.Walker 8, Gladden 3), Nebraska 17 (King 4, Moody 3, Scales 3); Turnovers - Xavier 15, Nebraska 18; 3-Pt FG - Xavier 6-14 (Davenport 3-8, J.Walker 1-2, Gladden 2-3, Brantley 0-1), Nebraska 4-13 (Farmer 0-1, Reid 0-3, King 1-1, Scales 1-2, Piatowski 2-6); Total Fouls - Xavier 22, Nebraska 25; Technical Fouls - None; A - 25,348

Game 12: Xavier (#14 seed) vs. Connecticut (#11 seed), 1991 Midwest Regional Second Round, Saturday, March 16, 1991 at the Hubert H. Humphrey Metrodome (Minneapolis, Minn.)

Xavier (50) - Maurice Brantley 3-8 0-1 6, Michael Davenport 3-13 0-0 8, Erik Edwards 1-1 0-0 2, Jamie Gladden

3-11 0-1 7, Brian Grant 5-10 6-7 16, Colin Parker 2-7 0-0 5, Mark Poynter 1-1 0-0 2, Jamal Walker 0-3 0-0 0, Tyrice Walker 1-2 0-0 2, Aaron Williams 0-1 0-0 0, Eric Knop 0-0 0-0 0, DeWaun Rose 1-1 0-0 2, Dwayne Wilson 0-0 0-2 0, Walt Winston 0-0 0-0 0, **Totals: 20-58 6-11 50**

Connecticut (66) - Scott Burrell 3-6 2-3 9, Toraino Walker 1-4 0-2 2, Rod Sellers 5-6 8-11 18, Steve Pikiell 1-1 0-2 3, Chris Smith 7-14, 5-6 20, John Gwynn 4-12 0-0 8, Dan Cyrulik 0-2 0-0 0, Lyman DePriest 3-4 0-0 6, Shawn Ellison 0-0 0-0 0, Gilad Katz 0-1 0-0 0, Marc Suhr 0-0 0-0 0, Oliver Macklin 0-0 0-0 0, **Totals: 24-50 15-24 66**

Halftime - Connecticut 36, Xavier 24; Fouled Out - Brantley (XU); Rebounds - Xavier 37 (Grant 12, Brantley 5), Connecticut 34 (Burrell 8, Sellers 7); Assists - Xavier 11 (Brantley 4, Davenport 3), Connecticut 10 (Smith 3, Burrell 2, Walker 2); Turnovers - Xavier 21, Connecticut 16; 3-Pt FG - Xavier 4-18 (Brantley 0-1, Davenport 2-9, Gladden 1-6, Parker 1-2), Connecticut 3-11 (Burrell 1-4, S.Pikiell 1-2, Smith 1-3, Gwynn 0-1, Katz 0-1); Total Fouls - Xavier 19, Connecticut 13, Technical Fouls - None, A - 28,114

Game 13: Xavier (#9 seed) vs. New Orleans (#8 seed), 1993 NCAA Midwest Regional First Round, Friday, March 19, 1993 at Hoosier Dome (Indianapolis, Ind.)

Xavier (73) - Michael Hawkins 0-3 5-6 5, Aaron Williams 9-13 2-2 20, Brian Grant 8-11 4-5 20, Steve Gentry 1-6 2-2 4, Jamie Gladden 4-13 7-10 17, Mark Poynter 0-0 0-0 0, Eric Knop 0-1 0-0 0, Chris Mack 0-0 0-0 0, Tyrice Walker 1-4 3-3 5, DeWaun Rose 0-0 0-0 0, Erik Edwards 0-0 0-0 0, Dwayne Wilson 0-0 0-0 0, Larry Sykes 1-3 0-0 2, **Totals: 24-54 23-28 73**

New Orleans (55) - Reggie Garrett 6-14 0-0 12, Melvin Simon 3-9 2-4 8, Ervin Johnson 7-11 7-8 21, Reni Mason 1-8 0-0 2, Gerald Williams 3-14 1-2 7, Tony Madison 1-11 0-0 3, Eric Matthews 0-2 0-0 0, Darren Laiche 0-0 0-0 0, Michael McDonald 1-1 0-0 2, Fred Hill 0-0 0-0 0, **Totals: 22-70 10-14 55**

Halftime - Xavier 32, New Orleans 32, Fouled Out - Williams (UNO), Rebounds - Xavier 43 (Grant 10, Williams 7, Hawkins 7), New Orleans 38 (Johnson 10, Simon 9), Assists -Xavier 11 (Hawkins 5, Gentry 3), New Orleans 10 (Mason 5, Simon 2), Turnovers - Xavier 14, New Orleans 11, 3-Point FG - Xavier 2-9 (Hawkins 0-2, Gentry 0-2, Gladden 2-5), New Orleans 1-14 (Garrett 0-1, Mason 0-1, Williams 0-2, Madison 1-9, Matthews 0-1), Total Fouls - Xavier 15, New Orleans 25, Technical Fouls - None, A - 38,387

Game 14: Xavier (#9 seed) vs. Indiana (#1 seed), 1993 NCAA Midwest Regional Second Round, Sunday, March 21, 1993 at Hoosier Dome (Indianapolis, Ind.)

Xavier (70) - Michael Hawkins 6-12 0-0 16, Aaron Williams 6-13 5-8 17, Brian Grant 5-13 1-2 11, Steve Gentry 1-5 0-0 2, Jamie Gladden 6-16 3-4 18, Mark Poynter 1-1 0-0 2, Chris Mack 0-0 0-0 0, Tyrice Walker 2-4 0-0 4, Erik Edwards 0-0 0-0 0, Larry Sykes 0-0 0-0 0, **Totals: 27-64 9-14 70**

Indiana (73) - Brian Evans 0-2 0-0 0, Calbert Cheaney 8-17 7-9 23, Matt Nover 3-5 0-0 6, Greg Graham 7-9 3-3 19, Damon Bailey 2-8 7-10 11, Chris Reynolds 1-3 0-3 2, Todd Leary 1-3 0-0 2, Pat Graham 4-5 1-1 10, Alan Henderson 0-2 0-0 0, **Totals: 26-54 18-26 73**

Halftime - Xavier 31, Indiana 35, Fouled Out - Gentry, Rebounds - Xavier 39 (Grant 16, Williams 10), Indiana 32 (Cheaney 8, Nover 8), Assists - Xavier 11 (Gladden 3, Hawkins 2, Williams 2, Grant 2, Gentry 2), Indiana 14 (Reynolds 4, G. Graham 3, Bailey 3, Turnovers - Xavier 9, Indiana 7, 3-Point FG - Xavier 7-17 (Hawkins 4-8, Gladden 3-9), Indiana 3-10 (Evans 0-1, Cheaney 0-1, G. Graham 2-3, Bailey 0-2, Leary 0-2, P. Graham 1-1), Total Fouls - Xavier 23, Indiana 13, Technical Fouls - None, A - 37,411

Game 15 : Xavier (#11 seed) vs. Georgetown (#6 seed), 1995 NCAA Southeast Regional First Round, Friday, March 17, 1995 at Tallahassee/Leon Co. Civic Center (Tallahassee, Fla.)

Xavier (63) - T.J. Johnson 1-3 4-9 6, Tyson Brit 1-7 3-3 5, Larry Sykes 2-8 1-2 5, Michael Hawkins 5-14 8-10 20, Jeff Massey 9-19 1-4 21, Andre Smith 3-3 0-0 6, Sherwin Anderson 0-0 0-0 0, Ken Harvey 0-0 0-0 0, Mark Smydra 0-0 0-0 0, **Totals: 21-54 17-28 63**

Georgetown (68) - Jerome Williams 6-12 1-3 13, Don Reid 2-3 0-0 4, Othella Harrington 7-9 1-2 15, Allen Iverson 6-16 2-6 16, John Jacques 1-6 2-2 4, Eric Myles 4-6 0-0 12, Irvin Church 1-2 0-0 2, Boubacar Aw 0-2 0-0 0, Jerry Nichols 0-2 0-0 0, Kevin Millen 1-2 0-0 2, Jahidi White 0-0 0-0 0, **Totals: 28-60 6-13 68**

Halftime - Xavier 36, Georgetown 39, Fouled Out - Reid, Harrington, Rebounds - Xavier 35 (Sykes 12, Johnson 10), Georgetown 36 (Williams 13, Harrington 11), Assists - Xavier 8 (Hawkins 4, Massey 2), Georgetown 8 (Iverson 2, Jacques 2, Myles 2), Turnovers - Xavier 14, Georgetown 16, 3-Point FG - Xavier 4-20 (Brit 0-1, Hawkins 2-9, Massey 2-10), Georgetown 6-20 (Williams 0-1, Iverson 2-7, Jacques 0-3, Myles 4-6, Church 0-1, Nichols 0-1, Millen 0-1), Total Fouls - Xavier 17, Georgetown 23, Technical Fouls - None, A - 7,875

Game 16: Xavier (#7 seed) vs. Vanderbilt (#10 seed), 1997 Midwest Regional First Round, Thursday, March 13 at The Palace of Auburn Hills (Auburn Hills, Mich.)

Vanderbilt (68) - Billy DiSpaltro 2-4 1-2 5, Pax Whitehead 2-11 4-6 8, Austin Bates 9-16 3-6 21, Howard Pride 0-1 1-2 1, Drew Maddux 6-15 0-0 16, James Strong 0-0 0-0 0, Atiba Prater 4-5 0-1 11, Dan Langhi 2-3 1-2 6, **Totals: 25-55 10-19 68**

Xavier (80) - T. J. Johnson 2-5 0-1 4, Darnell Williams 6-15 4-5 16, Torraye Braggs 4-9 1-2 9, Lenny Brown 6-12 0-0 13, Gary Lumpkin 6-13 2-2 16, Sherwin Anderson 0-0 0-0 0, James Posey 7-10 8-8 22, **Totals: 31-64 15-18 80**

Halftime - Vanderbilt 33, Xavier 38, Fouled Out - DiSpaltro, Braggs, Rebounds - Vanderbilt 32 (Bates 7, Whitehead 6), Xavier 38 (Johnson 9, Posey 8), Assists - Vanderbilt 13 (Prater 6), Xavier 17 (Williams 5, Johnson 4), Turnovers - Vanderbilt 21, Xavier 16, 3-Point FG - Vanderbilt 8-21 (Whitehead 0-5, Pride 0-1, Maddux 4-11, Prater 3-3, Langhi 1-1), Xavier 3-13 (Williams 0-1, Brown 1-4, Lumpkin 2-6, Posey 0-2), Total Fouls - Vanderbilt 18, Xavier 18, Technical Fouls - None, A - 21, 020

Game 17: Xavier (#7 seed) vs. UCLA (#2 seed), 1997 Midwest Regional Second Round, Saturday, March 15 at The Palace of Auburn Hills (Auburn Hills, Mich.)

Xavier (83) - T. J. Johnson 1-4 5-5 7, Darnell Williams 7-16 2-2 16, Torraye Braggs 4-6 7-8 15, Lenny Brown 5-17 3-3 15, Gary Lumpkin 2-12 0-0 5, Pat Kelsey 0-0 0-0 0, Nate



Aaron Williams was a big part of three NCAA Tournament teams, including the one that almost beat No. 1 seed IU in 1993 in Indianapolis.

XAVIER BASKETBALL™

POSTSEASON



Turner 0-0 1-2 1, Sherwin Anderson 2-3 1-2 5, Ken Harvey 1-1 0-0 2, Leo Murray 0-0 0-0 0, Terrance Payne 1-3 1-3 3, Jim Kromer 0-0 0-0 0, James Posey 7-8 0-0 14, **Totals: 30-70 20-25 83**

UCLA (96) - Charles O'Bannon 10-13 5-7 28, J. R. Henderson 9-12 3-4 22, Jelani McCoy 5-6 0-0 10, Cameron Dollar 1-7 7-9 9, Toby Bailey 2-6 6-6 10, Harold Sylvestre 0-0 0-0 0, Brandon Loyd 1-3 4-4 7, Matt Harbour 0-0 0-0 0, Vince McGautha 0-1 0-0 0, Bob Myers 0-0 0-0 0, Sean Farnham 0-0 0-0 0, Dave Parker 0-0 0-0 0, Kris Johnson 4-8 0-0 10, **Totals: 32-56 25-30 96**

Halftime - Xavier 40, UCLA 45, Fouled Out - Braggs, Posey, Rebounds - Xavier 33 (Braggs 10, Posey 6), UCLA 37 (Henderson 9, Dollar 6), Assists - Xavier 8 (Braggs 2, Anderson 2, Posey 2), UCLA 23 (Dollar 8, Bailey 8), Turnovers - Xavier 16, UCLA 21, 3-Point FG - Xavier 3-21 (Williams 0-3, Brown 2-8, Lumpkin 1-9, Anderson 0-1), UCLA 7-14 (O'Bannon 3-4, Henderson 1-1, Dollar 0-1, Bailey 0-1, Loyd 1-3, Johnson 2-4), Total Fouls - Xavier 24, UCLA 22, Technical Fouls - Johnson (XU), Johnson(UCLA), Posey (XU), A - 21,020

Game 18: Xavier (#6 seed) vs. Washington (#11 seed), 1998 NCAA Tournament East Regional First Round, Thursday, March 12 at the MCI Center (Washington, D.C.)
Washington (69) - Deon Lutton 7-17 0-3 17, Thalo Green 3-6 1-2 7, Todd MacCulloch 8-11 0-2 16, Jan Wooten 1-1 0-0 2, Donald Watts 4-8 9-14 17, Dan Dickau 2-4 0-0 6, Chris Thompson 0-0 0-0 0, Patrick Femerling 0-1 0-0 0, Michael Johnson 0-0 0-0 0, Chris Walcott 2-2 0-0 4, **Totals: 27-50 10-21 69**

Xavier (68) - T.J. Johnson 0-4 0-0 0, Darnell Williams 6-11 5-7 17, Torraye Braggs 5-10 2-2 12, Lenny Brown 4-11 2-2 10, Gary Lumpkin 3-11 4-5 12, Maurice McAfee 0-3 0-0 0, Terrance Payne 0-2 0-0 0, James Posey 5-9 7-8 17, **Totals: 23-61 20-24 68**

Halftime - Washington 38, Xavier 30, Fouled Out - Braggs, Brown, Rebounds - Washington 37 (MacCulloch 8, Wooten 6), Xavier 34 (Braggs 10, Posey 8), Assists - Washington 12 (Green 4, Lutton 2, Watts 2, Femerling 2), Xavier 15 (Lumpkin 6, Brown 4), Turnovers - Washington 26, Xavier 17, 3-Point FG - Washington 5-11 (Lutton 3-6, Watts 0-2, Dickau 2-3), Xavier 2-15 (Williams 0-4, Brown 0-3, Lumpkin 2-6, McAfee 0-1, Posey 0-1), Total Fouls - Washington 20, Xavier 22, Technical Fouls - None, A - 19,288

Game 19: Xavier (#11 seed) vs. Notre Dame (#6 seed), 2001 NCAA Tournament Midwest Regional First Round, Friday, March 16 at Kemper Arena (Kansas City, Mo.)
Xavier (71) - Kevin Frey 3-8 0-0 6, David West 8-14 3-4 19, Lloyd Price 5-9 3-6 13, Romain Sato 2-8 0-2 6, Maurice McAfee 4-11 1-1 9, Lionel Chalmers 5-14 3-4 14, Dave Young 1-6 0-0 2, Brandon McIntosh 0-0 0-0 0, Alvin Brown 0-0 0-0 0, Marcus Mason 0-0 0-0 0, Reggie Butler 1-2 0-0 2, **Totals: 29-72 10-17 71**

Notre Dame (83) - Troy Murphy 6-17 6-6 19, Ryan Humphrey 6-8 3-8 15, David Graves 7-7 4-6 20, Matt Carroll 9-11 1-2 21, Martin Ingelsby 2-3 2-2 6, Torrian Jones 0-2 0-0 0, Harold Swanagan 1-1 0-0 2, **Totals: 31-49 16-24 83**
Halftime - Xavier 26, Notre Dame 40, Fouled Out - Young (XU), Rebounds - Xavier 37 (West 8, Sato 8), Notre Dame 31 (Murphy 8, Humphrey 6, Carroll 6), Assists - Xavier 8 (McAfee 3, five others 1), Notre Dame 19 (Ingelsby 9, Murphy 3, Humphrey 3), Turnovers - Xavier 14, Notre Dame 17, 3-Point FG - Xavier 3-20 (Frey 0-1, Price 0-1, Sato 2-7, McAfee 0-3, Chalmers 1-6, Young 0-2), Notre Dame 5-12 (Murphy 1-5, Graves 2-3, Carroll 2-3, Ingelsby 0-1, Jones 0-1), Total Fouls - Xavier 23, Notre Dame 16, Technical Fouls - Murphy (ND), A - 14,750

Game 20: Xavier (#7 seed) vs. Hawaii (#10 seed), 2002 NCAA Tournament West Regional First Round, Friday, March 15 at American Airlines Center (Dallas, Texas)
Hawaii (58) - Phil Martin 5-12 1-2 11, Carl English 4-15 0-1 9, Haim Shimonovich 0-3 0-0 0, Predrag Savovic 10-21 2-2 26, Mark Campbell 1-1 1-1 3, Mike McIntyre 3-7 0-0 9, Lance Takaki 0-0 0-0 0, Mindaugas Burneika 0-5 0-0 0, Ryne Holliday 0-0 0-0 0, Paul Jesinkis 0-0 0-0 0, Nkeru-wem Akpan 0-0 0-0 0, **Totals: 23-64 4-6 58**
Xavier (70) - Kevin Frey 3-8 4-10, Dave Young 1-3 0-0 2, David West 4-10 5-6 13, Lionel Chalmers 4-13 7-8 15, Ro-



David West, 2003 National Player of the Year, led number three seed Xavier in the 2003 NCAA Tournament.

8-9 25, Jabahri Brown 2-3 0-0 4, Quannas White 2-5 4-5 9, Hollis Price 4-10 4-12, Jason Detrick 0-3 3-4 3, Daryan Selvy 2-5 1-2 5, **Totals: 25-56 24-28 78**

Halftime - Xavier 36, Oklahoma 40, Fouled Out - None, Rebounds - Xavier 38 (West 8, Sato 8), Oklahoma 31 (Selvy 9, Ere 7), Assists - Xavier 11 (West 3, Sato 3), Oklahoma 12 (White 6, Price 3), Turnovers - Xavier 17, Oklahoma 6, 3-Point FG - Xavier 8-19 (West 1-3, Chalmers 0-3, Sato 5-10, Williams 1-1, Coleman 0-1, Brown 1-1), Oklahoma 4-12 (Ere 2-5, McGhee 1-3, White 1-1, Price 0-1, Detrick 0-2), Total Fouls - Xavier 19, Oklahoma 19, Technical Fouls - None, A - 19,951

Game 22: Xavier (#3 seed) vs. Troy State (#14 seed), 2003 NCAA Tournament South Regional First Round, Friday, March 21 at Gaylord Entertainment Center (Nashville, Tenn.)

Troy State (59) - Marcus Milhouse 3-6 0-0 9, Lacedrick Pettway 0-2 0-0 0, Rob Lewin 4-10 0-2 8, Greg Davis 8-20 0-0 20, Ben Fletcher 1-2 0-0 5, Eddie Baker 2-5 0-0 4, Herbert Evans 1-5 1-2 4, Jacob Hazouri 0-0 0-0 0, Lovelle Craig 1-3 1-2 3, Kendrick Johnson 2-4 0-0 6, **Totals: 23-65 2-6 59**

Xavier (71) - Dedrick Finn 0-5 2-4 2, David West 5-9 2-2 12, Anthony Myles 2-10 3-4 7, Lionel Chalmers 6-13 3-4 20, Romain Sato 7-18 3-4 18, Keith Jackson 4-7 0-0 8, Will Caudle 2-2 0-0 4, **Totals: 26-64 13-18 71**
Halftime - Troy State 22, Xavier 37, Fouled Out - None, Rebounds - Troy State 33 (Lewin 9, Fletcher 6), Xavier 47 (Myles 11, Sato 11), Assists - Troy State 13 (Davis 4, Evans 4), Xavier 19 (Chalmers 7, Sato 7), Turnovers - Troy State 9, Xavier 10, 3-Point FG - Troy State 11-29 (3-6, Pettway 0-2, Lewin 0-1, Davis 4-9, Fletcher 1-6, Baker 0-2, Evans 1-1, Johnson 2-2), Xavier 6-20 (Finn 0-3, Chalmers 5-9, Sato 1-8), Total Fouls - Troy State 19, Xavier 11, Technical Fouls - None, A - 17,484

Game 23: Xavier (#3 seed) vs. Maryland (#6 seed), 2003 NCAA Tournament South Regional Second Round, Sunday, March 23 at Gaylord Entertainment Center (Nashville, Tenn.)

Maryland (77) - Nik Caner-Medley 3-5 0-0 6, Tahj Holden 1-8 3-4 5, Ryan Randle 8-12 1-1 17, Drew Nicholas 6-16 3-4 17, Steve Blake 3-7 2-2 9, Jamar Smith 6-6 0-0 12, Andre Collins 0-0 0-0 0, Travis Garrison 2-3 1-2 5, Calvin McCall 0-0 0-0 0, John Gilchrist 1-1 4-4 6, **Totals: 30-58 14-17 77**

Xavier (64) - Romain Sato 4-14 6-8 17, David West 6-17 10-14 22, Anthony Myles 4-9 0-0 8, Lionel Chalmers 4-9 1-2 12, Dedrick Finn 2-4 0-0 5, Keith Jackson 0-2 0-0 0, Will Caudle 0-2 0-0 0, **Totals: 20-57 17-24 64**
Halftime - Maryland 45, Xavier 28, Fouled Out - None,

Rebounds - Maryland 39 (Nicholas 8, Blake 7), Xavier 28 (West 9, Chalmers 4), Assists - Maryland 19 (Blake 9, Nicholas 5), Xavier 12 (Finn 5, Sato 3, West 3), Turnovers - Maryland 8, Xavier 7, 3-Point FG - Maryland 3-13 (Caner-Medley 0-1, Holden 0-3, Nicholas 2-5, Blake 1-4), Xavier 7-18 (Sato 3-8, Chalmers 3-7, Finn 1-3), Total Fouls - Maryland 21, Xavier 16, Technical Fouls - None, A - 17,484

Game 24: Xavier (#7 seed) vs. Louisville (#10 seed), 2004 NCAA Tournament Atlanta Regional First Round, Friday, March 19 at TD Waterhouse Centre (Orlando, Fla.)

Louisville (70) - Kendall Dartz 0-3 2-2 2, Taquan Dean 6-12 1-1 19, Alhaji Mohammed 1-6 0-0 2, Luke Whitehead 6-14 2-2 15, Francisco Garcia 5-11 5-7 15, Brandon Jenkins 1-1 0-1 3, Grad Gianiny 0-0 0-0 0, Nate Daniels 1-5 0-0 3, Larry O'Bannon 2-6 0-0 5, Otis George 3-5 0-0 6, **Totals: 25-63 10-13 70**

Xavier (80) - Lionel Chalmers 8-13 7-9 25, Justin Cage 0-0 0-0 0, Romain Sato 5-11 9-10 24, Justin Doellman 0-3 2-2 2, Anthony Myles 7-14 1-1 15, Dedrick Finn 2-3 5-5 11, Brandon Cole 1-2 1-2 3, **Totals: 23-46 25-29 80.**

Halftime - Louisville 42, Xavier 31, Fouled Out - Dean (UL), Garcia (UL), Rebounds - Louisville 26 (George 6, Mohammed 4, Whitehead 4), Xavier 39 (Myles 11, Sato 8), Assists - Louisville 18 (Garcia 7, O'Bannon 4), Xavier 15 (Chalmers 6, Finn 6), Turnovers - Louisville 10, Xavier 15, 3-Point FG - Louisville 10-32 (Dartz 0-1, Dean 6-11, Mohammed 0-3, Whitehead 1-3, Garcia 0-4, Jenkins 1-1, Daniels 1-4, O'Bannon 1-5), Xavier 9-18 (Chalmers 2-6, Sato 5-8, Doellman 0-2, Finn 2-2), Total Fouls - Louisville 23, Xavier 13, Technical Fouls - Xavier bench, A - 15,961

Game 25: Xavier (#7 seed) vs. Mississippi State (#2 seed), 2004 NCAA Tournament Atlanta Regional Second Round, Sunday, March 21 at TD Waterhouse Centre (Orlando, Fla.)

Xavier (89) - Justin Cage 1-3 1-1 3, Justin Doellman 5-10 1-1 13, Anthony Myles 3-7 2-4 8, Lionel Chalmers 11-13 5-6 31, Romain Sato 4-10 2-2 12, Dedrick Finn 6-9 5-9 22, Keith Jackson 0-0 0-0 0, Keenan Christiansen 0-0 0-0 0, Brandon Cole 0-3 0-0 0, Will Caudle 0-0 0-0 0, Tom Compton 0-0 0-0 0, **Totals: 30-55 16-23 89**

Mississippi State (74) - Lawrence Roberts 4-11 2-4 11, Shane Power 6-11 1-2 16, Brandon Vincent 4-10 3-6 11, Timmy Bowers 6-14 1-2 15, Winsome Fraiser 3-13 3-4 12, Gary Ervin 3-8 3-3 9, Dennis Buse 0-0 0-0 0, Dietric Slater 0-0 0-0 0, Piotr Stelmach 0-2 0-0 0, Marcus Campbell 0-3 0-0 0, **Totals: 26-72 13-21 84**

Halftime - Xavier 34, Mississippi State 33, Fouled Out - Vincent (MS), Rebounds - Xavier 38 (Myles 14, Doellman 8), Mississippi State 40 (Vincent 12, Frazier 9), Assists - Xavier 14 (Finn 3, Doellman 3), Mississippi State 14 (Bowers 5, Ervin 5), Turnovers - Xavier 13, Mississippi State 8, 3-Point FG - Xavier 13-19 (Cage 0-1, Doellman 2-4, Chalmers 4-4, Sato 2-3, Finn 5-7), Mississippi State 9-26 (Roberts 1-2, Power 3-6, Bowers 2-7, Frazier 3-9, Ervin 0-1, Stelmach 0-1). Total Fouls - Xavier 14, Mississippi State 21, Technical Fouls - None, A - 15,640

Game 26: Xavier (#7 seed) vs. Texas (#3 seed), 2004 NCAA Tourn. Atlanta Regional Semifinal, Friday, March 26 at Georgia Dome (Atlanta, Ga.)

Xavier (79) - Justin Cage 2-2 1-1 5, Justin Doellman 4-9 1-1 10, Anthony Myles 4-10 1-5 9, Lionel Chalmers 4-15 4-5 14, Romain Sato 5-13 14-17 27, Dedrick Finn 3-7 3-4 11, Keith Jackson 1-1 0-0 2, Brandon Cole 0-1 1-2 1, **Totals 23-58 25-35 79**

Texas (71) - Brad Buckman 3-6 1-2 7, Jason Klotz 1-10 0-0 2, Brandon Mouton 9-15 1-3 21, Kenton Paulino 1-3 3-4 6, Royal Ivey 2-6 5-6 9, James Thomas 0-1 0-0 0, P.J. Tucker 4-10 2-2 10, Edgar Moreno 0-0 0-0 0, Kenny Taylor 0-1 0-0 0, Sydmill Harris 2-3 0-0 5, Brian Boddicker 4-7 0-0 11, **Totals 26-62 12-17 71**

Halftime - Xavier 44, Texas 41, Fouled Out - Cage (XU), Mouton (UT), Rebounds - Xavier 39 (Chalmers 7, Myles 7), Texas 35 (Tucker 10, Klotz 8), Assists - Xavier 13 (Chalmers 6, Cole 2), Texas 12 (Ivey 6, Paulino 2), Turnovers - Xavier 7, Texas 8, 3-Point FG - Xavier 8-25 (Doellman 1-3, Chalmers 2-8, Sato 3-9, Finn 2-5), Texas 7-16 (Mouton 2-4, Pau-

XAVIER

BASKETBALL™

POSTSEASON



lino 1-3, Ivey 0-1, Taylor 0-1, Harris 1-2, Boddicker 3-5), Total Fouls – Xavier 20, Texas 27, Technical Fouls – Texas Bench (2), A – 24,533

Game 27: Xavier (#7 seed) vs. Duke (#1 seed), 2004 NCAA Tournament Atlanta Regional Final, Sunday, March 28 at Georgia Dome (Atlanta, Ga.)

Xavier (63) – Justin Cage 2-4 1-2 5, Justin Doellman 2-9 0-0 5, Anthony Myles 7-11 2-4 16, Lionel Chalmers 6-16 4-4 17, Romain Sato 2-10 6-9 10, Dedrick Finn 2-8 2-2 7, Brandon Cole 1-5 1-2 3, **Totals 22-63 16-23 63**

Duke (66) – Luol Deng 7-13 3-5 19, Shelden Williams 3-5 6-7 12, J.J. Redick 4-14 2-2 13, Daniel Ewing 4-11 2-2 13, Chris Duhon 2-8 2-2 6, Nick Horvath 0-0 0-0 0, Sean Dockery 0-1 0-0 0, Shavlik Randolph 1-2 1-2 3, **Totals 21-54 16-20 66**

Halftime – Xavier 30, Duke 28, Fouled Out – Myles (XU), Randolph (DU), Rebounds – Xavier 40 (Sato 11, Myles 10), Duke 39 (Williams 13, Deng 7, Redick 7), Assists – Xavier 8 (Sato 4, Finn 2), Duke 15 (Duhon 5, Deng 3, Ewing 3), Turnovers – Xavier 10, Duke 11. 3-Point FG – Xavier 3-15 (Doellman 1-3, Chalmers 1-5, Sato 0-3, Finn 1-4), Duke 8-20 (Deng 2-4, Redick 3-9, Ewing 3-6, Duhon 0-1), Total Fouls – Xavier 21, Duke 23, Technical Fouls – None, A – 24, 711

Game 28: Xavier (#14 seed) vs. Gonzaga (#3 seed), 2006 NCAA Tournament Oakland Regional First Round, Thursday, March 16 at Jon M. Huntsman Center (Salt Lake City, Utah)

Xavier (75) – Josh Duncan 2-7 6-8 11, Justin Cage 4-6 7-8 16, Justin Doellman 4-11 0-0 10, Johnny Wolf 4-7 0-2 10, Stanley Burrell 6-15 6-6 22, B.J. Raymond 1-4 0-0 2, Brandon Cole 0-1 2-5 2, Will Caudle 0-0 2-4 2, **Totals 21-51 23-33 75**

Gonzaga (79) – Adam Morrison 11-21 9-11 35, Sean Malton 2-4 0-0 4, J.P. Batista 5-7 8-8 18, P. Altidor-Cespedes 0-1 0-0 0, Derek Raivio 3-7 0-0 7, Jeremy Pargo 0-0 1-2 1, Larry Gurganious 0-1 0-0 0, Erroll Knight 3-5 0-0 7, David Pendergraft 1-2 2-4 4, Josh Heytvelt 1-2 1-2 3, **Totals 26-50 21-27 79**

Halftime – Xavier 39, Gonzaga 36, Fouled Out – Mallon (GU), Raivio (GU), Rebounds – Xavier 31 (Cole 7, Cage 5, Doellman 5), Gonzaga 33 (Batista 8, Knight 6), Assists – Xavier 14 (Burrell 5, Wolf 3), Gonzaga 11 (Morrison 4, Raivio 2), Turnovers – Xavier 8 (Duncan 3, Cole 2), Gonzaga 10 (Morrison 3, Batista 3), 3-Point FG – Xavier 10-28 (Duncan 1-4, Cage 1-2, Doellman 2-6, Wolf 2-5, Burrell 4-8, Raymond 0-3), Gonzaga 6-12 (Morrison 4-8, Altidor-Cespedes 0-1, Raivio 1-2, Knight 1-1), Total Fouls – Xavier 20, Gonzaga 25, Technical Fouls – None, A – 15,122

Game 29: Xavier (#9 seed) vs. Brigham Young (#8 seed), 2007 NCAA Tournament San Antonio Regional First Round, Thursday, March 15 at Rupp Arena (Lexington, Ky.)

Xavier (79) – Justin Cage 1-3 6-8 8, Justin Doellman 8-17 4-4 23, Brandon Cole 3-6 2-2 8, Drew Lavender 5-12 5-6 17, Stanley Burrell 0-4 0-2 0, Josh Duncan 1-4 4-4 6, Derrick Brown 3-4 2-3 8, B.J. Raymond 3-5 0-0 9, Johnny Wolf 0-1 0-0 0, **Totals 24-56 23-29 79**

Brigham Young (77) – Keena Young 10-23 4-4 24, Trent Plaisted 3-8 3-5 9, Austin Ainge 4-14 2-2 12, Jimmy Balderson 4-7 1-1 10, Lee Cumppard 2-4 0-1 5, Mike Rose 5-7 0-0 15, Vuk Ivanovic 0-0 0-0 0, Sam Burgess 1-2 0-0 2, Ben Murdock 0-0 0-0 0, Jonathan Tavernari 0-2 0-0 0, **Totals 29-67 10-13 77**

Halftime – Xavier 32, BYU 38, Fouled Out – None, Rebounds – Xavier 37 (Brown 16, Cole 7), BYU 36 (Young 10, Plaisted and Burgess 5), Assists – Xavier 12 (Lavender 5, Burrell 3), BYU 10 (Young 4, Ainge 3), Turnovers – Xavier 10, BYU 10. 3-Point FG – Xavier 8-17 (Raymond 3-4, Doellman 3-6, Lavender 2-3, Burrell 0-2, Duncan 0-2), BYU 9-19 (Rose 5-6, Ainge 2-7, Balderson 1-3, Cumppard 1-3), Total Fouls – Xavier 19, BYU 23, Technical Fouls – None, A – 20,752

Game 30: Xavier (#9 seed) vs. Ohio State (#1 seed), 2007 NCAA Tournament San Antonio Regional Second Round, Saturday, March 17 at Rupp Arena (Lexington, Ky.)

Xavier (71) – Justin Cage 8-8 6-8 25, Justin Doellman 6-13 0-0 13, Brandon Cole 2-6 2-3 6, Drew Lavender 2-13 0-0 5,

Stanley Burrell 1-7 1-3 3, Josh Duncan 4-9 0-0 11, Derrick Brown 1-1 2-2 4, B.J. Raymond 1-3 0-0 2, Johnny Wolf 1-1 0-0 2, Jason Love 0-0 0-0 0, **Totals 26-61 11-16 71**

Ohio State (78) – Ivan Harris 0-2 0-0 0, Greg Oden 5-12 4-7 14, Mike Conley 7-15 6-6 21, Ron Lewis 8-13 7-7 27, Jamar Butler 5-10 0-0 13, David Lighty 0-1 0-0 0, Daquan Cook 1-7 0-0 3, Matt Terwilliger 0-1 0-0 0, Othello Hunter 0-2 0-0 0, **Totals 26-63 17-20 78**

Halftime – Xavier 25, OSU 29, End of Regulation – Xavier 62, OSU 62, Fouled Out – Oden (OSU), Rebounds – Xavier 28 (Doellman 7, Cage 6), OSU 45 (Oden 12, Lewis 8), Assists – Xavier 13 (Lavender 8, Doellman and Burrell 2), OSU 10 (Conley 4, Lewis and Butler 2), Turnovers – Xavier 9, OSU 14, 3-Point FG – Xavier 8-23 (Cage 3-3, Duncan 3-6, Doellman 1-5, Lavender 1-6, Burrell 0-1, Raymond 0-2), OSU 9-21 (Lewis 4-5, Butler 3-7, Conley 1-3, Cook 1-4, Harris 0-2), Total Fouls – Xavier 21, OSU 19, Technical Fouls – None, A – 20,882

Game 31: Xavier (#3 seed) vs. Georgia (#14 seed), 2008 NCAA Tourn. First Round, Thursday, March 20 at Verizon Center (Washington, D.C.)

Georgia (61) – Billy Humphrey 5-9 0-0 12, Albert Jackson 1-6 2-2 4, Dave Bliss 3-4 0-0 6, Sundiata Gaines 6-14 0-0 13, Terrance Woodbury 6-12 1-2 16, Zac Swansey 0-1 0-0 0, Troy Brewer 0-1 0-0 0, Corey Butler 0-2 0-1 0, Jeremy Price 5-7 0-0 10, **Totals 26-56 3-5 61**

Xavier (73) – Josh Duncan 4-9 11-14 20, Derrick Brown 7-9 4-5 19, C.J. Anderson 0-3 6-6 6, Drew Lavender 5-12 2-2 13, Stanley Burrell 0-3 3-4 3, B.J. Raymond 3-9 0-0 8, Dante Jackson 1-1 0-0 3, Jason Love 0-1 1-2 1, **Totals 20-47 27-33 73**

Halftime – Georgia 35, Xavier 26, Fouled Out – Bliss (Georgia), Rebounds – Georgia 31 (Woodbury 7, Jackson 6), Xavier 29 (Brown 11, Duncan 8), Assists – Georgia 10 (Gaines 6, Humphrey 2), Xavier 11 (Burrell 5, Anderson 2, Lavender 2), 3-Point FG – Georgia 6-18 (Woodbury 3-8, Humphrey 2-5, Gaines 1-3, Butler 0-1, Brewer 0-1), Xavier 6-18 (Raymond 2-6, Lavender 1-3, Brown 1-1, Duncan 1-5, Jackson 1-1, Burrell 0-2). Total Fouls – Georgia 22, Xavier 12, Technical Fouls – None, A – 18,400

Game 32: Xavier (#3 seed) vs. Purdue (#6 seed), 2008 NCAA Tourn. Second Round, Sat., March 22 at Verizon Center (Washington, D.C.)

Purdue (78) – Chris Kramer 3-4 0-0 6, Robbie Hummel 2-10 2-2 7, Keaton Grant 4-7 8-10 19, Nemanja Calasan 1-5 0-2 2, E'Twaun Moore 7-18 0-0 15, Terrance Crump 3-6 5-11, Scott Martin 2-6 1-2 6, Marcus Green 3-7 0-0 8, Jajuan Johnson 1-4 2-2 4, **Totals 26-67 18-23 78**

Xavier (85) – Josh Duncan 5-11 4-4 16, Derrick Brown 4-6 0-0 8, C.J. Anderson 6-11 6-8 18, Drew Lavender 4-7 8-8 18, Stanley Burrell 3-6 5-8 11, B.J. Raymond 2-4 1-1 6, Dante Jackson 0-0 0-0 0, Jason Love 3-5 2-4 8, **Totals 27-50 26-33 85**

Halftime – Purdue 32, Xavier 35, Fouled Out – Green (Purdue), Kramer (Purdue), Grant (Purdue), Rebounds – Purdue 37 (Hummel 9, Martin 6), Xavier 34 (Anderson 7, Raymond 6), Assists – Purdue 9 (Martin 2, Green 2, Hummel 2), Xavier 12 (Lavender 9, Brown 1, Anderson 1, Burrell 1), 3-Point FG – Purdue 8-21 (Grant 3-6, Green 2-2, Hummel 1-5, Martin 1-2, Moore 1-4, Calasan 0-1, Crump 0-1), Xavier 5-12 (Duncan 2-5, Lavender 2-3, Raymond 1-3, Brown 0-1). Total Fouls – Purdue 26, Xavier 17, Technical Fouls – None, A – 18,400

Game 33: Xavier (#3 seed) vs. West Virginia (#7 seed), 2008 NCAA Tournament West Region Semifinal, Thursday, March 27 at US Airways Center (Phoenix, Ariz.)

West Virginia (75) – Da'Sean Butler 7-15 1-1 16, Joe Alexander 8-18 2-4 18, Wellington Smith 3-8 2-4 8, Darris Nichols 1-6 4-4 6, Alex Ruoff 6-11 2-3 14, Cam Thoroughman 0-0 1-2 1, Joe Mazzulla 2-7 6-9 10, Ted Talkington 0-0 0-0 0, Jamie Smalligan 1-1 0-0 2, **Totals 18-66 18-27 75**

Xavier (79) – Josh Duncan 6-12 0-2 16, Derrick Brown 3-4 2-4 9, C.J. Anderson 6-12 0-2 12, Drew Lavender 3-11 0-0 9, Stanley Burrell 3-7 1-2 8, B.J. Raymond 3-5 0-2 8, Dante Jackson 1-1 0-0 3, Jason Love 2-4 0-1 4, **Totals 28-59 12-21 79**

Halftime – WVU 25, Xavier 32, End of Regulation – WVU 64, Xavier 64, Fouled Out – Smith (WVU), Alexander (WVU), Brown (Xavier), Anderson (Xavier), Rebounds –

West Virginia 38 (Alexander 10, Butler 7), Xavier 41 (Anderson 10, Love 10), Assists – West Virginia 16 (Mazzulla 5, Nichols 4), Xavier 16 (Lavender 7, Burrell 5), 3-Point FG – West Virginia 1-11 (Butler 1-4, Ruoff 0-2, Mazzulla 0-1, Nichols 0-3, Alexander 0-1), Xavier 11-19 (Lavender 3-6, Duncan 3-4, Raymond 2-4, Jackson 1-1, Burrell 1-2, Brown 1-2), Total Fouls – West Virginia 21, Xavier 25, Technical Fouls – None, A – 18,103

Game 34: UCLA (#1 seed) vs. Xavier (#3 seed), 2008 NCAA Tournament West Region Final, Saturday March 29, at US Airways Center (Phoenix, Ariz.)

Xavier (57) – Josh Duncan 4-11 2-3 11, Derrick Brown 6-8 1-3 13, C.J. Anderson 4-10 2-2 10, Drew Lavender 2-9 0-0 5, Stanley Burrell 2-6 3-4 8, Adrion Graves 0-1 0-0 0, Charles Bronson 0-0 0-0 0, B.J. Raymond 1-4 0-0 3, Dante Jackson 1-5 0-0 2, Jason Love 1-4 3-4 5, **Totals 21-58 11-16 57**

UCLA (76) – Josh Shipp 1-7 3-3 5, Luc Ri Mbah a Moute 5-9 3-6 13, Kevin Love 7-11 3-4 19, Russell Westbrook 7-11 2-3 17, Darren Collison 7-12 2-2 19, Mustafa Abdul-Hamid 0-0 0-0 0, Alfred Aboya 0-0 0-0 0, James Keefe 0-0 0-0 0, Lorenzo Mata-Real 0-1 0-0 0, Chace Stanback 1-1 0-0 3, Nikola Dragovic 0-0 0-0 0, **Totals 28-52 13-18 76**

Halftime – Xavier 24, UCLA 33, Fouled Out – None, Rebounds – Xavier 28 (Brown 6, Lavender 6), UCLA 37 (Mbah a Moute 13, Love 10), Assists – Xavier 12 (Lavender 6, Burrell 3), UCLA 17 (Collison 5, Love 4), 3-Point FG – Xavier 4-19 (Duncan 1-6, Lavender 1-3, Burrell 1-2, Raymond 1-3, Graves 0-1, Jackson 0-3, Brown 0-1), UCLA 7-15 (Collison 3-3, Love 2-4, Stanback 1-1, Westbrook 1-3, Shipp 0-4), Total Fouls – Xavier 15, UCLA 19, Technical Fouls – None, A – 18,103

Game 35: Xavier (#4 seed) vs. Portland State (#13 seed), 2009 NCAA Tournament First Round, Friday, March 20 at Taco Bell Arena (Boise, Idaho)

Portland State (59) – Kyle Coston 1-3 1-2 4, Phil Nelson 0-3 0-0 0, Jamie Jones 6-9 4-6 16, Andre Murray 5-9 1-4 14, Jeremiah Dominguez 5-9 1-4 13, Julius Thomas 0-0 0-0 0, Mickey Polis 2-2 0-0 6, Dominic Waters 3-11 0-0 6, Tyrell Mara 0-0 0-0 0, Wendell Wright 0-0 0-0 0, Louis Lee 0-0 0-0 0, **Totals 22-46 7-16 59**

Xavier (77) – Derrick Brown 6-10 1-5 13, C.J. Anderson 6-9 2-3 14, Jason Love 0-1 4-4 4, B.J. Raymond 5-11 0-0 13, Dante Jackson 5-9 0-1 13, Brad Redford 1-2 0-0 3, Stephen Duckett 0-0 0-0 0, Andrew Taylor 0-0 0-0 0, Jamel McLean 2-4 1-1 5, Kenny Freese 2-4 0-0 4, Joe Hughes 0-0 0-0 0, Tu Holloway 2-4 3-4 8, **Totals 29-54 11-18 77**

Halftime – Portland State 35, Xavier 42, Fouled Out – None, Rebounds – Portland State 21 (Jones 5, Nelson 4,



Josh Duncan led Xavier to an NCAA Tournament Elite Eight appearance in 2008 under head coach Sean Miller. He averaged 18.3 ppg. for XU's run and earned a spot on the NCAA Tournament All-West Regional Team.

XAVIER POSTSEASON BASKETBALL

Dominguez 4), Xavier 34 (Love 8, Raymond 6, McLean 6), Assists – Portland State 12 (Waters 4, Murray 2, Dominguez 2), Xavier 12 (Jackson 3, Anderson 3), 3-Point FG – Portland State 8-21 (Murray 3-6, Polis 2-2, Dominguez 2-5, Coston 1-2, Nelson 0-2, Waters 0-4), Xavier 8-19 (Raymond 3-7, Jackson 3-7, Redford 1-2, Holloway 1-2, Brown 0-1), Total Fouls – Portland State 18, Xavier 17, Technical Fouls – None, A – 12,194

Game 36: Xavier (#4 seed) vs. Wisconsin (#12 seed), 2009 NCAA Tournament Second Round, Sunday, March 22 at Taco Bell Arena (Boise, Idaho)

Wisconsin (49) – Marcus Landry 8-14 2-2 18, Jon Leuer 1-2 1-2 4, Joe Krabbenhoft 0-2 0-0 0, Trevon Hughes 3-16 11-13 17, Jason Bohannon 2-12 0-0 5, Jordan Taylor 0-1 0-0 0, Tim Jarmusz 1-1 0-0 3, Rob Wilson 0-0 0-0 0, Keaton Nankivil 1-8 0-0 2, **Totals: 16-56 14-17 49**

Xavier (60) – Derrick Brown 3-10 2-2 10, C.J. Anderson 1-6 3-6 5, Jason Love 0-3 2-2 2, B.J. Raymond 4-11 5-6 15, Dante Jackson 2-5 3-4 8, Brad Redford 0-0 0-0 0, Jamel McLean 3-5 0-0 6, Kenny Frease 3-3 1-4 7, Tu Holloway 2-3 2-2 7, **Totals: 18-46 18-26 60**

Halftime – Wisconsin 27, Xavier 25, Fouled Out – Krabbenhoft (Wisconsin), Brown (Xavier), Rebounds – Wisconsin 30 (Landry 10, Hughes 4, Bohannon 4), Xavier 37 (Anderson 8, Jackson 5), Assists – Wisconsin 5 (Taylor 2), Xavier 12 (Anderson 3, Holloway 3, Jackson 3), 3-Point FG – Wisconsin 3-20 (Jarmusz 1-1, Bohannon 1-7, Leuer 1-1, Krabbenhoft 0-1, Nankivil 0-1, Hughes 0-7, Landry 0-2), Xavier 6-14 (Brown 2-3, Raymond 2-7, Jackson 1-2, Holloway 1-2), Total Fouls – Wisconsin 23, Xavier 20, Technical Fouls – None, A – 12,184

Game 37: Xavier (#4 seed) vs. Pittsburgh (#1 seed), 2009 NCAA Tournament East Regional Semifinal, Thursday, March 26 at TD Banknorth Garden, (Boston, Mass.)

Xavier (55) – Derrick Brown 6-15 0-0 14, C.J. Anderson 2-9 2-2 6, Jason Love 0-1 1-2 1, B.J. Raymond 6-19 2-2 15, Dante Jackson 4-7 0-0 9, Brad Redford 1-4 0-0 3, Jamel McLean 1-4 0-0 2, Kenny Frease 1-3 2-2 4, Tu Holloway 0-3 1-2 1, **Totals: 21-64 8-10 55**

Pittsburgh (60) – Tyrell Biggs 0-0 0-0 0, Sam Young 7-16 4-4 19, DeJuan Blair 5-16 0-1 10, LeVance Fields 5-11 2-5 14, Jermaine Dixon 2-9 0-0 4, Gilbert Brown 2-5 2-2 7, Ashton Gibbs 0-3 0-0 0, Brad Wanamaker 1-5 4-7 6, Gary McGhee 0-0 0-0 0, **Totals: 22-65 12-19 60**

Halftime – Xavier 37, Pitt 29, Fouled Out – Jackson (XU), Rebounds – Xavier 44 (Brown 9, Anderson 8), Pitt 44 (Blair 17, Brown 6), Assists – Xavier 9 (Anderson 3, Brown and Holloway 2), Pitt 9 (Fields 6, Young 1, Blair 1, Brown, 1), Turnovers – Xavier 10, Pitt 9. 3-Point FG – Xavier 5-23 (Brown 2-6, Raymond 1-8, Jackson 1-3,

Redford 1-4, Holloway 0-2), Pitt 4-15 (Fields 2-5, Young 1-2, Dixon 0-3, Brown 1-2, Gibbs 0-2, Wanamaker 0-1), Total Fouls – Xavier 17, Pitt 13, Technical Fouls – None, A – 18,831

Game 38: Minnesota (#11 seed) vs. Xavier (#6 seed), 2010 NCAA Tournament First Round, Friday, March 19 at Bradley Center (Milwaukee, Wisc.)

Minnesota (54) – Damian Johnson 3-7 1-2 7, Ralph Sampson 2-8 0-0 4, Lawrence Westbrook 6-16 4-4 19, Blake Hofferbar 2-7 0-0 6, Devoe Joseph 1-6 2-3 4, Paul Carter 1-6 1-2 4, Bryant Allen 0-0 0-0 0, Devron Bostick 2-5 0-0 5, Justin Cobbs 0-0 0-0 0, Rodney Williams 0-0 0-0 0, Colton Iverson 2-7 1-3 5, **Totals: 19-62 9-14 54**

Xavier (65) – Jamel McLean 3-9 1-3 7, Dante Jackson 2-7 3-4 9, Jason Love 1-9 5-5 7, Tu Holloway 2-10 2-3 6, Jordan Crawford 11-21 1-2 28, Mark Lyons 1-4 0-0 2, Brad Redford 0-0 0-0 0, Andrew Taylor 0-0 0-0 0, Kenny Frease 3-6 0-2 6, **Totals: 23-67 12-19 65**

Halftime – Minnesota 26, Xaver 26, Fouled Out – None, Rebounds – Minnesota 41 (Carter 9, Hofferbar 7), Xavier 50 (McLean 14, Love 8), Assists – Minnesota 14 (Johnson 4, Joseph 4), Xavier 15 (Crawford 5, Holloway 4), 3-Point FG – Minnesota 7-26 (Westbrook 3-8, Hofferbar 2-6, Carter 1-3, Bostick 1-3, Johnson 0-3, Joseph 0-3), Xavier 7-20 (Crawford 5-11, Jackson 2-6, Holloway 0-2, Lyons 0-1), Total Fouls – Minnesota 18, Xavier 16, Technical Fouls – None, A – 17,847

Game 39: Xavier (#6 seed) vs. Pittsburgh (#3 seed), 2010 NCAA Tournament Second Round, Sunday, March 21 at Bradley Center (Milwaukee, Wisc.)

Xavier (71) – Jamel McLean 1-4 0-2 2, Dante Jackson 3-6 0-2 9, Jason Love 5-8 4-5 14, Tu Holloway 4-7 5-5 13, Jordan Crawford 9-15 5-5 27, Mark Lyons 0-3 1-4 1, Brad Redford 2-3 0-0 5, Andrew Taylor 0-0 0-0 0, Kenny Frease 0-4 0-0 0, **Totals: 24-50 15-23 71**

Pittsburgh (68) – Nasir Robinson 4-8 0-1 8, Gary McGhee 0-1 0-0 0, Ashton Gibbs 6-16 3-4 19, Brad Wanamaker 5-13 6-10 16, Jermaine Dixon 1-9 0-0 2, Travon Woodall 2-5 0-0 4, Chase Adams 0-0 0-0 0, Gilbert Brown 5-9 1-1 14, Dante Taylor 2-3 1-2 5, J.J. Richardson 0-0 0-0 0, **Totals: 25-64 11-18 68**

Halftime – Xavier 35, Pittsburgh 28, Fouled Out – Brown (Pittsburgh), Rebounds – Xavier 31 (Love 8, McClean 6, Crawford 6), Pittsburgh 40 (Wanamaker 10, Dixon 5, Woodall 5), Assists – Xavier 9 (Holloway 3, Lyons 2), Pittsburgh 12 (Wanamaker 5, Woodall 5), 3-Point FG – Xavier 8-16 (Crawford 4-7, Jackson 3-6, Redford 1-2, Lyons 0-1), Pittsburgh 7-21 (Gibbs 4-13, Brown 3-4, Robinson 0-1, Wanamaker 0-1, Dixon 0-1, Woodall 0-1), Total Fouls – Xavier 16, Pittsburgh 18, Technical Fouls – None, A – 18,031

Game 40: Xavier (#6 seed) vs. Kansas State (#2 seed), 2010 NCAA Tournament West Regional Semifinal, Thursday March 25 at EnergySolutions Arena (Salt Lake City, Utah)

Xavier (96) – Jamel McLean 0-2 5-6 5, Jason Love 5-13 1-2 11, Dante Jackson 4-7 0-0 11, Tu Holloway 6-14 10-13 26, Jordan Crawford 13-29 3-4 32, Brian Walsh 0-0 0-0 0, Mark Lyons 1-3 0-0 2, Brad Redford 2-4 0-0 6, Kevin Feeney 0-0 0-0 0, Andrew Taylor 0-0 3-4 3, Kenny Frease 0-0 0-0 0, **Totals: 31-72 22-29 96**

Kansas State (101) – Dominique Sutton 2-3 0-1 4, Curtis Kelly 9-17 3-6 21, Luis Colon 1-1 0-3 2, Jacob Pullen 9-20 4-4 28, Denis Clemente 10-24 3-3 25, Jordan Henriquez 0-1 0-0 0, Martavious Irving 0-1 0-0 0, Rodney McGruder 0-1 0-0 0, Chris Merriewether 0-0 3-4 3, Jamar Samuels 4-7 6-8 14, Wally Judge 2-3 0-0 4, **Totals: 37-78 19-29 101**

Halftime – Xavier 32, Kansas State 31, **End of Regulation** – Xavier 72, Kansas State 72, **End of First Overtime** – Xavier 87, Kansas State 87, Fouled Out – McLean (Xavier), Sutton (Kansas State), Judge (Kansas State), Rebounds – Xavier 51 (Love 15, McLean 7), Kansas State 40 (Kelly 8, Clemente 5, Samuels 5), Assists – Xavier 12 (Holloway 6, Jackson 2, Crawford 2, Lyons 2), Kansas State 19 (Clemente 5, Kelly 4), 3-Point FG – Xavier 12-28 (Holloway 4-6, Jackson 3-6, Crawford 3-12, Redford 2-4), Kansas State 8-19 (Pullen 6-12, Clemente 2-6, Samuels 0-1), Total Fouls – Xavier 28, Kansas State 25, Technical Fouls – Lyons (Xavier), Clemente (Kansas State), A -17,254

Game 41: Xavier (#6 seed) vs. Marquette (#11 seed), 2011 NCAA Tournament Second Round, Friday, March 18 at Quicken Loans Arena (Cleveland, Ohio)

Marquette (66) – Erik Williams 2-3 1-1 5, Jimmy Butler 5-8 5-6 15, Chris Otule 0-2 0-0 0, Darius Johnson-Odom 6-11 3-5 19, Dwight Buycks 3-7 1-2 8, Vander Blue 0-1 0-0 0, Junior Cadoguan 2-2 1-3 5, Joseph Fulce 0-0 0-0 0, Jamail Jones 0-0 0-0 0, Jae Crowder 4-6 2-2 10, Robert Frozema 0-1 0-0 0, Davante Gardner 2-4 0-0 4, **Totals: 24-45 13-19 66**

Xavier (55) – Jamel McLean 1-6 2-5 4, Kenny Frease 4-6 4-4 12, Mark Lyons 3-9 0-0 6, Dante Jackson 4-11 1-2 10, Tu Holloway 1-8 2-2 5, Jordan Latham 0-0 0-0 0, Jay Canty 0-0 0-0 0, Andrew Taylor 7-8 2-2 16, Jeff Robinson 1-3 0-0 2, Griffin McKenzie 0-0 0-0 0, **Totals: 21-51 11-15 55**

Halftime – Marquette 33, Xavier 20, Fouled Out – Otule (Marquette), Rebounds – Marquette 26 (Crowder 6, Butler 5, Gardner 5), Xavier 30 (McLean 9, Frease 5), Assists – Marquette 13 (Butler 4, Johnson-Odom 2, Buycks 2, Crowder 2), Xavier 11 (Holloway 5, Frease 2, Lyons 2), 3-Point FG – Marquette 5-12 (Johnson-Odom 4-6, Buycks 1-3, Williams 0-1, Crowder 0-2), Xavier 2-13 (Holloway 1-5, Jackson 1-5, Robinson 0-1, Lyons 0-2), Total Fouls – Marquette 18, Xavier 19. Technical Fouls – None, A – 20,164

Game 42: Xavier (#10 Seed) vs. Notre Dame (#7 Seed), 2012 NCAA Tournament Second Round, Friday, March 16 at Greensboro Coliseum (Greensboro, N.C.)

Xavier (67) – Dezmine Wells 3-6 7-11 14, Andre Walker 1-1 6-10 8, Kenny Frease 4-8 2-2 10, Mark Lyons 3-9 0-0 8, Tu Holloway 10-15 3-4 25, Dee Davis 0-0 0-0 0, Brad Redford 0-0 0-0 0, Jeff Robinson 1-5 0-0 2, Travis Taylor 0-0 0-0 0, **Totals: 22-44 18-27 67**

Notre Dame (63) – Pat Connaughton 4-7 0-0 10, Jack Cooley 8-8 2-6 18, Eric Atkins 2-7 1-2 7, Scott Martin 4-9 1-1 11, Gerian Grant 4-13 0-0 11, Alex Dragicevich 1-3 0-0 2, Tom Knight 2-2 0-0 4, Joey Brooks 0-0 0-0 0, **Totals: 25-49 4-9 63**

Halftime – Xavier 31, Notre Dame 33, Fouled Out – Martin (Notre Dame), Rebounds – Xavier 30 (Wells 11, Walker 6), Notre Dame 21 (Cooley 7, Martin 7), Assists – Xavier 11 (Lyons 6, Holloway 2), Notre Dame 19 (Grant 7, Martin 3, Dragicevich 3), 3-Point-FG – Xavier 5-10 (Wells 1-2, Lyons 2-4, Holloway 2-4), Notre Dame 9-21 (Connaughton 2-4, Atkins 2-4, Martin 2-5, Grant 3-6, Dragicevich 0-2), Total Fouls – Xavier 14, Notre Dame 16. Technical Fouls- None, A – 16,523

Game 43: Lehigh (#15 Seed) vs. Xavier (#10 Seed), 2012 NCAA Tournament Third Round, Sunday, March 18 at Greensboro Coliseum (Greensboro, N.C.)

Lehigh (58) – John Adams 2-7 0-0 4, Gabe Knutson 3-5 5-6 11, Jordan Hamilton 0-6 0-0 0, C.J. McCollum 5-22 4-4 14, Mackey McKnight 7-15 3-8 20, Anthony D’Orazio 0-0 0-0 0, Holden Greiner 1-2 0-0 2, Stefan Cvrkalj 0-1 0-0 0, Justin Maneri 1-1 1-2 3, B.J. Bailey 2-5 0-0 4, **Totals: 21-64 13-20 58**

Xavier (70) – Dezmine Wells 0-2 0-0 0, Andre Walker 2-4 1-2 5, Kenny Frease 11-13 3-5 25, Mark Lyons 2-8 2-3 7, Tu Holloway 6-15 5-7 21, Dee Davis 2-3 0-0 6, Brad Redford 0-1 0-0 0, Justin Martin 1-3 0-0 2, Jeff Robinson 0-4 4-4 4, Travis Taylor 0-1 0-0 0, Griffin McKenzie 0-0 0-0 0, **Totals: 24-54 15-21 70**

Halftime – Lehigh 37, Xavier 33, Fouled Out – Knutson (Lehigh), Rebounds – Lehigh 36 (McCollum 8, Knutson 6), Xavier 43 (Frease 12, Robinson 8), Assists – Lehigh 4 (Bailey 2, McCollum 1, McKnight 1), Xavier 8 (Lyons 3, Walker 2, Holloway 2). 3-Point-FG – Lehigh 3-22 (Adams 0-4, Hamilton 0-4, McCollum 0-6, McKnight 3-7, Bailey 0-1), Xavier 7-15 (Wells 0-1, Lyons 1-1, Holloway 4-8, Davis 2-3, Redford 0-1, Martin 0-1), Total Fouls – Lehigh 20, Xavier 15. Technical Fouls- None, A – 18,722

Game 44: Xavier (#10 Seed) vs. Baylor (#3 Seed), 2012 NCAA Tournament Regional Semifinal, Friday, March 23 at Georgia Dome (Atlanta, Ga.)

Xavier (70) – Dezmine Wells 1-6 0-0 2, Andre Walker 0-2 0-0 0, Kenny Frease 7-10 4-5 18, Mark Lyons 5-15 6-9 16, Tu Holloway 6-13 9-10 22, Dee Davis 1-1 0-0 2, Brad Redford 0-0 0-0 0, Justin Martin 2-4 0-0 6, Jeff Robinson 2-4



Jordan Crawford scored 32 points, the most ever by a Musketeer in an NCAA Tournament game, in the 101-96 double overtime loss to Kansas State in a 2010 NCAA Regional Semifinal.

XAVIER

BASKETBALL™

POSTSEASON



0-0 4, Travis Taylor 0-1 0-0 0, **Totals: 24-56 19-24 70**
Baylor (75) – Quincy Acy 8-11 4-4 20, Quincy Miller 3-7 0-0 6, Perry Jones III 7-8 0-0 14, Brady Heslip 3-7 4-4 11, Pierre Jackson 5-12 3-4 16, Deuce Bello 0-2 1-2 1, A.J. Walton 1-4 0-0 2, Cory Jefferson 0-1 0-0 0, Anthony Jones 2-5 0-0 5, **Totals: 29-57 12-14 75**
Halftime – Xavier 29, Baylor 36, Fouled Out – Walton (Baylor), Rebounds – Xavier 29 (Wells 5, Martin 5), Baylor 35 (Acy 15, Jones III 5), Assists – Xavier 10 (Holloway 3, Lyons 2, Walker 2), Baylor 21 (Jackson 10, Walton 5). 3-Point-FG – Xavier 3-15 (Wells 0-2, Walker 0-1, Lyons 0-4, Holloway 1-5, Martin 2-3), Baylor 5-15 (Miller 0-2, Heslip 1-3, Jackson 3-7, Walton 0-1, Jones 1-2), Total Fouls – Xavier 15, Baylor 17. Technical Fouls – None, A - 24,731

Game 45: North Carolina State (#12 Seed) vs. Xavier (#12 Seed), 2014 NCAA Tournament First Round-Midwest Region, Tuesday, March 18 at University of Dayton Arena (Dayton, Ohio)

North Carolina State (74) – T.J. Warren 10-18-5-8-25, Kyle Washington 3-3-0-0-6, Jordan Vandenberg 4-5-1-1-6 9, Tyler Lewis 3-6-0-1-7, Ralston Turner 6-11-2-2-17, Anthony Barber 1-1-0-0-2, Desmond Lee 0-4-4-4-4, Lennard Freeman 1-3-0-0-2, BeeJay Anya 1-2-0-0-2, **Totals: 29-53-12-16-74**

Xavier (59) – Justin Martin 3-12-2-2-8, Isaiah Philmore 4-6-3-4-11, Matt Stainbrook 9-15-1-4-19, Semaj Christon 6-11-1-2-14, Dee Davis 1-4-2-2-5, Jalen Reynolds 0-4-2-2-2, James Farr 0-0-0-0-0, Brandon Randolph 0-0-0-0-0, Myles Davis 0-3-0-0-0, Erik Stenger 0-0-0-0-0, **Totals: 23-55-11-16-59**

Halftime – North Carolina State 34, Xavier 28, Rebounds – North Carolina State 29 (Freeman 6, Warren 5), Xavier 31 (Stainbrook 9, Reynolds 7), Assists – North Carolina State 16 (Lewis 8, Warren 2, Vandenberg 2, Turner 2), Xavier 7 (Christon 4, D. Davis 2). 3-Point-FG – North Carolina State 4-14 (Warren 0-2, Lewis 1-3, Turner 3-7, Lee 0-2), Xavier 2-14 (Martin 0-6, Christon 1-2, D. Davis 1-3, M. Davis 0-3), Total Fouls – North Carolina State 14, Xavier 17. Technical Fouls – None, A - 12,077

Game 46: Ole Miss (#11 Seed) vs. Xavier (#6 Seed), 2015 NCAA Tournament Second Round, Thursday, March 19 at Veterans Memorial Arena (Jacksonville, Fla.)

Ole Miss (57) – M.J. Rhett 6-9 0-0 12, Sebastian Saiz 2-5 0-0 4, Martavious Newby 3-12 0-1 7, Jarvis Summers 0-8 0-0 0, Stefan Moody 5-18 2-2 14, Terence Smith 1-3 0-0 3, LaDarius White 4-10 1-2 11, Anthony Perez 0-1 0-0 0, Dwight Coleby 2-4 0-0 4, Aaron Jones 1-3 0-0 2, **Totals: 24-73 3-5 57**

Xavier (76) – James Farr 2-3 1-4 6, Trevon Bluiett 1-5 2-2 4, Matt Stainbrook 8-10 4-4 20, Remy Abell 3-5 1-1 8, Dee Davis 5-10 3-4 17, Larry Austin Jr. 1-2 0-0 2, Jalen Reynolds 2-12 2-4 6, Brandon Randolph 0-0 0-0 0, Myles Davis 2-5 0-0 6, Sean O'Mara 0-0 1-2 1, J.P. Macura 2-4 0-0 6, **Totals: 26-56 14-21 76**

Halftime – Ole Miss 24, Xavier 36, Fouled Out – None, Rebounds – Ole Miss 39 (Newby 13, Saiz 5), Xavier 44 (Farr 13, Stainbrook 9), Assists – Ole Miss 16 (Summers 7, Moody 4), Xavier 17 (Stainbrook 5, D. Davis 3), 3-Point-FG – Ole Miss 6-27 (Newby 1-3, Summers 0-4, Moody 2-9, Smith 1-3, White 2-7, Perez 0-1), Xavier 10-23 (Farr 1-1, Bluiett 0-2, Abell 1-2, D. Davis 4-9, M. Davis 2-5, Macura 2-4), Total Fouls – Ole Miss 21, Xavier 14. Technical Fouls – Xavier, Stainbrook, A- 11,758

Game 47: Georgia State (#14 Seed) vs. Xavier (#6 Seed), 2015 NCAA Tournament Third Round, Saturday, March 21 at Veterans Memorial Arena (Jacksonville, Fla.)

Georgia State (67) – Markus Crider 5-8 0-0 10, Curtis Washington 4-5 0-0 8, Kevin Ware 3-4 2-4 8, Ryann Green 1-4 0-0 2, R.J. Hunter 6-15 5-5 20, Isaiah Dennis 0-1 0-0 0, Jalen Brown 1-1 0-0 3, Jordan Session 1-1 0-0 2, T.J. Shipes 3-3 2-4 8, Carter Cagle 0-0 0-0 0, Ryan Harrow 2-4 0-0 6, **Totals: 26-46 9-13 67**

Xavier (75) – James Farr 0-1 2-2 2, Trevon Bluiett 1-3 0-0 3, Matt Stainbrook 4-5 1-2 9, Remy Abell 2-5 4-5 8, Dee Davis 3-3 8-9 15, Larry Austin Jr. 0-0 0-0 0, Jalen Reynolds 8-9 5-5 21, Myles Davis 5-8 2-2 17, Sean O'Mara 0-0 0-0 0, J.P. Macura 0-0 0-0 0, **Totals: 23-34 22-25 75**



Tu Holloway led Xavier to the NCAA Tournament in each of his four seasons as a Musketeer, including three trips to the NCAA Sweet 16.

Halftime – Georgia State 28, Xavier 32, Fouled Out – Crider (Georgia State), Green (Georgia State), Rebounds – Georgia State 12 (Hunter 4, Washington 3), Xavier 23 (Stainbrook 6, Reynolds 6), Assists – Georgia State 17 (Hunter 5, Ware 4), Xavier 13 (D. Davis 5, Abell 2, Stainbrook 2, Bluiett 2), 3-Point-FG – Georgia State 6-14 (Green 0-1, Hunter 3-8, Brown 1-1, Harrow 2-4), Xavier 7-13 (Bluiett 1-2, Abell 0-2, D. Davis 1-1, M. Davis 5-8), Total Fouls – Georgia State 22, Xavier 17. Technical Fouls – None, A – 13,687

Game 48: Xavier (#6 Seed) vs. Arizona (#2 Seed), 2015 NCAA Tournament West Regional Semifinal, Thursday, March 26 at Staples Center (Los Angeles, CA)

Xavier (60) – Farr 1-3 0-0 2, Bluiett 1-6 0-0 2, Stainbrook 6-11 5-7 17, Remy Abell 1-4 2-2 5, Dee Davis 5-7 1-2 12, Larry Austin Jr. 0-0 0-0 0, Jalen Reynolds 5-9 2-2 12, Myles Davis 2-7 3-3 8, J.P. Macura 1-4 0-0 2, **Totals: 22-51 13-16 60**

Arizona (68) – Stanley Johnson 4-10 2-2 12, Brandon Ashley 3-7 2-3 8, R. Hollis-Jefferson 1-4 3-4 5, Kaleb Tarczewski 3-8 6-6 12, T.J. McConnell 6-14 4-4 17, Parker Jackson-Cartwright 1-1 0-0 2, Gabe York 3-8 0-0 9, Dusan Ristic 0-0 0-0 0, Elliott Pitts 1-2 0-0 3, **Totals: 22-54 17-19 68**

Halftime – Xavier 28, Arizona 28, Fouled Out – None, Rebounds – Xavier 31 (Stainbrook 10, M. Davis 5), Arizona 33 (Tarczewski 12, McConnell 7), Assists – Xavier 9 (D. Davis 4, Stainbrook 2, M. Davis 2), Arizona 10 (McConnell 5, Jackson-Cartwright 2), 3-Point-FG – Xavier 3-17 (Farr 0-1, Bluiett 0-4, Stainbrook 0-1, Abell 1-3, D. Davis 1-2, M. Davis 1-3, Macura 0-3), Arizona 7-22 (Johnson 2-5, Ashley 0-1, Hollis-Jefferson 0-1, McConnell 1-6, York 3-8, Pitts 1-1), Total Fouls – Xavier 16, Arizona 14. Technical Fouls – None, A – 18,809

Game 49: Weber State (#15 Seed) vs. Xavier (#2 Seed), 2016 NCAA Tournament First Round, Friday, March 18 at Scottrade Center (St. Louis, Mo.)

Weber State (53) – Joel Bolomboy 6-15 1-3 14, Zach Braxton 3-5 1-3 7, Ryan Richardson 0-1 0-0 0, Mckay Cannon 4-12 0-0 10, Jeremy Senglin 3-11 1-2 7, Cody John 0-0 0-0 0, Richard Gittens 3-7 1-2 8, Dusty Baker 1-1 0-0 2, Kyn-dahl Hill 2-5 1-1 5, **Totals: 22-57 5-11 53**

Xavier (71) – Jalen Reynolds 6-9 0-0 12, Edmond Sumner 1-6 0-0 2, Trevon Bluiett 4-10 0-0 10, Remy Abell 4-7 0-0 11, Myles Davis 3-9 0-0 6, Larry Austin Jr. 0-0 0-0 0, James Farr 7-15 4-4 18, Alex Bergen 0-0 0-0 0, Tim Stainbrook 0-0 0-0 0, Kaiser Gates 3-3 0-0 7, Kevin Coker 0-0 0-0 0, Sean O'Mara 0-0 0-0 0, J.P. Macura 2-3 0-0 5, **Totals: 30-62 4-4 71**

Halftime – Weber State 23, Xavier 34, Fouled Out – None, Rebounds – Weber State 27 (Bolomboy 10, Hill 4), Xavier 43 (Farr 15, Davis 8), Assists – Weber State 9 (Cannon 5, Senglin 3), Xavier 14 (Sumner 6, Davis 6), 3-Point FG – Weber State 4-21 (Bolomboy 1-3, Richardson 0-1, Cannon 2-8, Senglin 0-5, Gittens 1-4), Xavier 7-14 (Sumner 0-1, Bluiett 2-6, Abell 3-3, Davis 0-2, Gates 1-1, Macura 1-1), Total Fouls – Weber State 14, Xavier 16, Technical Fouls – None, A-14,425

Game 50: Wisconsin (#7 Seed) vs. Xavier (#2 Seed), 2016 NCAA Tournament Second Round, Sunday, March 20 at Scottrade Center (St. Louis, Mo.)

Wisconsin (66) – Nigel Hayes 2-10 2-4 6, Ethan Happ 7-10 4-5 18, Vitto Brown 5-9 0-0 12, Zak Showalter 2-5 0-0 4, Bronson Koenig 6-15 2-2 20, Jordan Hill 1-5 0-0 2, Charlie Thomas 0-1 0-0 0, Khalil Iverson 1-1 0-2 2, Alex Illikainen 1-3 0-0 2, **Totals: 25-59 8-13 66**

Xavier (63) – Jalen Reynolds 6-7 1-2 13, Edmond Sumner 4-13 3-7 11, Trevon Bluiett 3-11 0-0 7, Remy Abell 3-9 5-5 13, Myles Davis 1-5 2-2 5, Larry Austin Jr. 0-0 0-0 0, James Farr 0-1 2-3 2, Kaiser Gates 0-0 1-2 1, Sean O'Mara 2-2 0-0 4, J.P. Macura 3-6 0-0 7, **Totals: 22-54 14-21 63**

Halftime – Wisconsin 30, Xavier 33, Fouled Out – None, Rebounds – Wisconsin 38 (Hayes 8, Happ 7, Koenig 7), Xavier 36 (Reynolds 9, Sumner 6, Bluiett 6), Assists – Wisconsin 12 (Hayes 3, Hill 3), Xavier 10 (Sumner 5, Abell 2, Macura 2), 3-Point FG – Wisconsin 8-27 (Hayes 0-5, Brown 2-5, Showalter 0-1, Koenig 6-12, Hill 0-2, Thomas 0-1, Illikainen 0-1), Xavier 5-16 (Sumner 0-3, Bluiett 1-2, Abell 2-5, Davis 1-3, Macura 1-3), Total Fouls – Wisconsin 21, Xavier 17, Technical Fouls – None, A-15,169

Game 51: Xavier (#11 Seed) vs. Maryland (#6 Seed), 2017 NCAA Tournament First Round, Thursday, March 16 at Amway Center (Orlando, Fla.)

Xavier (76): Tyrique Jones 0-1 0-0 0, Quentin Goodin 3-7 3-3 9, Trevon Bluiett 7-15 2-2 21, Malcolm Bernard 2-4 1-2 6, J.P. Macura 4-10 2-6 10, Kaiser Gates 4-7 0-0 11, RaShid Gaston 0-0 1-2 1, Sean O'Mara 5-6 8-9 18, **Totals: 25-50 17-24 76**

Maryland (65): Justin Jackson 5-9 2-3 14, Damonte Dodd 0-0 2-4 2, Anthony Cowan 1-4 2-2 4, Melo Trimble 5-15 2-4 13, Kevin Huerter 5-13 6-6 19, Jaylen Brantley 1-3 0-0 3, Dion Wiley 0-1 0-0 0, L.G. Gill, 0-1 0-0 0, Jared Nickens 1-2 0-0 2, Ivan Bender 4-6 0-0 8, **Totals: 22-54 14-19 65**

Halftime – Xavier 35, Maryland 36, Fouled Out – None, Rebounds – Xavier 34 (O'Mara 7, Bernard 6), Maryland 24 (Huerter 4, Cowan 4), Assists – Xavier 15 (Goodin 9, Bernard 2), Maryland 13 (Huerter 5, Cowan 5), 3-Point FG – Xavier 9-23 (Goodin 0-1, Bluiett 5-10, Bernard 1-2, Macura 0-4, Gates 3-6), Maryland 7-27 (Jackson 2-3, Cowan 0-1, Trimble 1-9, Huerter 3-8, Brantley 1-3, Wiley 0-1, Gill 0-1, Nickens 0-1), Total Fouls – Xavier 17, Maryland 19, Technical Fouls – None, A – 15,869

Game 52: Xavier (#11 Seed) vs. Florida State (#3 Seed), 2017 NCAA Tournament Second Round, Saturday, March 18 at Amway Center (Orlando, Fla.)

Xavier (91): Tyrique Jones 6-7 1-1 13, Quentin Goodin 2-8 1-3 6, Trevon Bluiett 8-14 10-14 29, Malcolm Bernard 2-3 1-1 6, J.P. Macura 4-10 0-0 10, Leighton Schrand 0-1 0-0 0, Cullen Barr 0-0 0-0 0, Alex Bergen 0-0 0-0 0, Tim Stainbrook 0-0 0-0 0, Kaiser Gates 5-6 0-0 14, Conor Peterson 0-0 0-0 0, RaShid Gaston 1-2 0-0 2, Sean O'Mara 2-2 7-7 11, **Totals: 30-54 20-26 91**

Florida State (66): Jonathan Isaac 4-7 0-1 8, Michael Ojo 0-0 4-4 4, Dwayne Bacon 9-18 2-2 20, Terance Mann 0-2 1-2 1, Xavier Rathan-Mayes 7-15 1-3 16, Phil Cofer 0-1 0-0 0, CJ Walker 0-3 0-0 0, Trent Forrest 0-3 0-0 0, PJ Savoy 2-5 4-5 10, Braian Angola-Rodas 1-5 2-2 5, Christ Koumadje 0-0 0-0 0, Jarque Smith 1-1 0-0 2, Brandon Allen 0-0 0-0 0, **Totals: 24-60 14-19 66**

Halftime: Xavier 44, Florida State 34, Fouled Out – Isaac (Florida State), Rebounds – Xavier 36 (Bluiett 6, Bernard 5, Gates 5, O'Mara 5), Florida State 33 (Isaac 12, Rathan-Mayes 7), Assists – Xavier 20 (Goodin 5, Macura 5), Florida State 10 (Rathan-Mayes 3, Bacon 3), 3-Point FG – Xavier 11-17 (Goodin 1-1, Bluiett 3-5, Bernard 1-2, Macura 2-3, Stainbrook 0-1, Gates 4-5), Florida State 4-21 (Isaac 0-1,

XAVIER BASKETBALL™

POSTSEASON



Bacon 0-5, Mann 0-2, Rathen-Mayes 1-5, Walker 0-1, Savoy 2-4, Angola-Rodas 1-3), Total Fouls – Xavier 20, Florida State 24, Technical Fouls – None, A – 17,308

Game 53: Xavier (#11 Seed) vs. Arizona (#2 Seed), 2017 NCAA Tournament West Regional Semifinal, Thursday, March 23 at SAP Center (San Jose, Calif.)

Xavier (73): Tyrique Jones 2-5 0-0 4, Quentin Goodin 1-5 0-0 2, Trevon Bluiett 9-17 4-4 25, Malcolm Bernard 5-6 2-3 15, J.P. Macura 5-11 4-5 14, Kaiser Gates 1-3 1-1 3, RaShid Gaston 1-1 0-0 2, Sean O'Mara 4-5 0-3 8, Totals: 28-53 11-16 73

Arizona (71): Lauri Markkanen 3-9 2-2 9, Dusan Ristic 7-10 3-3 17, Rawle Alkins 2-7 0-0 4, Kadeem Allen 3-7 0-0 8, Alonzo Trier 8-19 0-0 19, Parker Jackson-Cartwright 1-5 2-2 5, Kobi Simmons 2-4 1-2 5, Chance Comanche 1-1 2-2 4, Keanu Pinder 0-0 0-0 0, Totals: 27-62 10-11 71

Halftime – Xavier 35, Arizona 37, Fouled Out – None, Rebounds – Xavier 27 (Macura 7, Bernard 6), Arizona 35 (Trier 9, Markkanen 8), Assists – Xavier 14 (Goodin 6, Macura 5), Arizona 14 (Jackson-Cartwright 5, Trier 3, Allen 3), 3-Point FG – Xavier 6-16 (Goodin 0-1, Bluiett 3-8, Bernard 3-3, Macura 0-2, Gates 0-2), Arizona 7-27 (Markkanen 1-6, Alkins 0-3, Allen 2-3, Trier 3-10, Jackson-Cartwright 1-4, Simmons 0-1), Total Fouls – Xavier 14, Arizona 18, Technical Fouls – Bluiett (Xavier), Allen (Arizona), A – 16,884

Game 54: Xavier (#11 Seed) vs. Gonzaga (#1 Seed), 2017 NCAA Tournament West Regional Final, Saturday, March 25 at SAP Center (San Jose, Calif.)

Xavier (59): Tyrique Jones 2-2 0-0 4, Quentin Goodin 3-8 3-3 9, Trevon Bluiett 3-14 3-5 10, Malcolm Bernard 2-8 1-4 5, J.P. Macura 7-13 3-4 18, Leighton Schrand 0-0 0-0 0, Cullen Barr 0-0 0-0 0, Alex Bergen 0-0 0-0 0, Tim Stainbrook 0-1 0-0 0, Kaiser Gates 1-5 1-2 3, Conor Peterson 0-0 0-0 0, RaShid Gaston 2-4 1-2 5, Sean O'Mara 2-7 1-2 5, Totals: 22-62 13-22 59

Gonzaga (83): Johnathan Williams 8-12 2-8 19, Przemek Karnowski 2-4 1-3 5, Jordan Mathews 2-9 5-5 11, Nigel Williams-Goss 7-19 5-8 23, Josh Perkins 4-8 0-0 11, Silas Melson 2-2 0-0 5, Bryan Alberts 0-0 0-0 0, Rui Hachimura 1-1 0-0 3, Jeremy Jones 0-0 0-0 0, Ryan Edwards 0-0 0-0 0, Zach Collins 3-4 0-1 6, Killian Tillie 0-2 0-0 0, Dustin Triano 0-0 0-0 0, Totals: 29-61 13-25 83

Halftime – Xavier 39, Gonzaga 49, Fouled Out – Collins (Gonzaga), Rebounds – Xavier 41 (Gates 7, Bluiett 7), Gonzaga 41 (Williams-Goss 8, Williams 8), Assists – Xavier 6

(Macura 2, Goodin 2), Gonzaga 15 (Williams-Goss 4, Karnowski 3), 3-Point FG – Xavier 2-16 (Goodin 0-1, Bluiett 1-6, Bernard 0-3, Macura 1-2, Stainbrook 0-1, Gates 0-3), Gonzaga 12-24 (Williams 1-1, Mathews 2-7, Williams-Goss 4-7, Perkins 3-7, Melson 1-1, Hachimura 1-1), Total Fouls – Xavier 22, Gonzaga 19, Technical Fouls – Team (Xavier), A – 17,011

Game 55: Texas Southern (#16 Seed) vs. Xavier (#1 Seed), 2018 NCAA Tournament First Round, Friday, March 16 at Bridgestone Arena (Nashville, Tenn.)

Texas Southern (83): Donte' Clark 2-7 8-9 12, Derrick Bruce 6-16 3-4 18, Domontrae Jefferson 7-22 4-4 20, Trayvon Reed 4-6 2-2 10, Cainan McClelland 0-0 0-0 0, Lamont Walker 2-2 0-0 4, Marquis Salmon 1-2 3-4 5, Robert Lewis 4-10 3-4 14, Totals: 26-65 23-27 83

Xavier (102): Quentin Goodin 2-5 1-4 6, Trevon Bluiett 7-17 9-13 26, Kerem Kanter 11-15 1-2 24, Najj Marshall 1-1 1-1 3, J.P. Macura 11-16 2-3 29, Tyrique Jones 2-3 3-3 7, Paul Scruggs 1-3 1-2 4, Elias Harden 0-1 1-2 1, Leighton Schrand 0-0 0-0 0, Nick Vanderpohl 0-0 0-0 0, Matt Singleton 0-0 0-0 0, Kaiser Gates 0-1 2-2 2, Sean O'Mara 0-2 0-0 0, Totals: 35-64 21-32 102

Halftime – Texas Southern 37, Xavier 49, Fouled Out – Clark (Texas Southern), Reed (Texas Southern), Gates (Xavier), Rebounds – Texas Southern 31 (Salmon 9, Reed 6), Xavier 42 (Marshall 6, Macura 6), Assists – Texas Southern 12 (Jefferson 7, Lewis 2), Xavier 19 (Goodin 7, Bluiett 3, Jones 3, Scruggs 3), 3-Point FG – Texas Southern 8-25 (Clark 0-2, Bruce 3-10, Jefferson 2-6, Lewis 3-7), Xavier 11-24 (Goodin 1-2, Bluiett 3-10, Kanter 1-2, Macura 5-6, Scruggs 1-3, Gates 0-1), Total Fouls – Texas Southern 21, Xavier 22, Technical Fouls – Jefferson (Texas Southern, Team (Texas Southern), A – 17,549

Game 56: Florida State (#9 Seed) vs. Xavier (#1 Seed), 2018 NCAA Tournament Second Round, Sunday, March 18 at Bridgestone Arena (Nashville, Tenn.)

Florida State (75): Phil Cofer 3-8 3-3 10, CJ Walker 0-3 2-2 2, Braian Angola-Rodas 5-12 2-2 15, Christ Koumadje 0-1 2-2 2, Brandon Allen 0-0 0-0 0, Trent Forrest 5-8 4-5 14, PJ Savoy 3-6 2-2 11, Ike Obiagu 1-1 0-0 2, Terance Mann 4-5 1-2 10, MJ Walker 0-6 0-0 0, Mfiondu Kabengele 3-5 3-4 9, Totals: 24-55 19-22 75

Xavier (70): Quentin Goodin 2-5 2-2 6, Trevon Bluiett 2-8 3-4 8, Kerem Kanter 6-10 3-4 15, Najj Marshall 0-1 0-0 0, J.P. Macura 6-8 3-6 17, Tyrique Jones 2-3 3-6 7, Paul Scruggs 3-9 4-6 11, Kaiser Gates 2-5 1-2 6, Sean O'Mara 0-0 0-0 0, Totals: 23-49 19-30 70

Halftime – Florida State 32, Xavier 34, Fouled Out – Macura (Xavier), Rebounds – Florida State 32 (Angola-Rodas 6, Kabengele 6), Xavier 33 (Kanter 6, Macura 5, Jones 5, Gates 5), Assists – Florida State 7 (Angola-Rodas 3, Forrest 3), Xavier 11 (Goodin 2, Macura 2, Scruggs 2), 3-Point FG – Florida State 8-23 (Cofer 1-5, C.J. Walker 0-1, Angola-Rodas 3-7, Savoy 3-5, Mann 1-1, M.J. Walker 0-4), Xavier 5-13 (Bluiett 1-3, Kanter 0-1, Marshall 0-1, Macura 2-3, Scruggs 1-2, Gates 1-3), Total Fouls – Florida State 23, Xavier 22, Technical Fouls – None, A – 17,552

Game 57: Kennesaw St. (#14 seed) vs Xavier (#3 seed), 2023 NCAA Tournament First Round, Friday, March 17 at Greensboro Coliseum (Greensboro, N.C.)

Kennesaw St. (67) - Demond Robinson 4-7 0-0 8, Terrell Burden 6-16 2-5 14, Chris Youngblood 5-10 2-3 14, Brandon Stroud 0-5 2-2 2, Spencer Rodgers 4-8 0-0 10, Simeon Cottle 3-5 0-0 7, Cole LaRue 0-0 0-0 0, Alex Peterson 3-7 0-1 6, Kasen Jennings 2-3 0-0 4, Armani Harris 0-0 0-0 0, Quincy Ademokoya 0-3 2-2 2, Totals: 27-64 8-13 67

Xavier (72) - Jerome Hunter 8-11 8-8 24, Jack Nunge 4-10 2-4 10, Souley Boum 5-13 6-6 17, Colby Jones 4-13 4-8 12, Adam Kunkel 3-5 1-2 8, Desmond Claude 0-0 1-2 1, Cesare Edwards 0-0 0-0 0, Totals: 24-52 22-30 72

Halftime - Kennesaw St. 43, Xavier 36, Fouled Out – Youngblood (Kennesaw St.), Rebounds – Kennesaw St. 38 (Robinson 8, Burden 7), Xavier 36 (J. Nunge 11, Jones 6), Assists – Kennesaw St. 12 (Jennings 4, Robinson 2, Burden 2), Xavier 16 (Kunkel 6, Jones 4), 3-point FG – Kennesaw St. 5-19 (Youngblood 2-3, Rodgers 2-5, Cottle 1-2, Robinson 0-1, Burden 0-1, Stroud 0-3, Jennings 0-1, Ademokoya 0-3), Xavier 2-12 (Kunkel 1-2, Boum 1-5, Nunge 0-3, Jones

0-2), Total Fouls – Kennesaw St. 21, Xavier 17, Technical Fouls – None, A – 16,150

Game 58: Pittsburgh (#11 Seed) vs Xavier (#3 Seed), 2023 NCAA Tournament Second Round, Sunday, March 19 at Greensboro Coliseum (Greensboro, N.C.)

Pittsburgh (73) - Blake Hinson 7-13 1-2 18, Guillermo Diaz Graham 4-7 3-6 11, Nelly Cummings 3-14 2-2 9, Greg Elliott 1-6 3-3 6, Jamarius Burton 7-18 2-3 16, Nike Sibande 3-9 0-2 6, Jorge Diaz Graham 2-3 2-2 7, Federiko Federiko 0-0 0-0 0, Totals: 27-70 13-20 73

Xavier (84) - Jerome Hunter 6-10 2-2 14, Jack Nunge 8-12 2-5 18, Souley Boum 3-13 7-8 14, Colby Jones 4-9 0-1 10, Adam Kunkel 5-11 0-0 15, Desmond Claude 3-7 5-10 11, Cesare Edwards 1-1 0-0 2, Totals: 30-63 16-26 84

Halftime – Pittsburgh 34, Xavier 48, Fouled Out – Jack Nunge (Xavier), Rebounds – Pittsburgh 41 (Sibande 9, G. Diaz Graham 8), Xavier 44 (Jones 14, Boum 7), Assists – Pittsburgh 11 (Cummings 5, G. Diaz Graham 2, Burton 2), Xavier 22 (Jones 7, Boum 5), 3-point FG – Pittsburgh 6-20 (Hinson 3-8, G. Diaz Graham 0-1, Cummings 1-5, Elliott 1-2, Burton 0-1, Sibande 0-1, J. Diaz Graham 1-2), Xavier 8-24 (Kunkel 5-8, Jones 2-3, Nunge 0-2, Boum 1-7, Claude 0-4), Total Fouls – Pittsburgh 18, Xavier 21, Technical Fouls – Team (Pittsburgh), A – 16,517

Game 59: Xavier (#3 Seed) vs Texas (#2 Seed), 2023 NCAA Tournament Regional Semifinal, Friday, March 24 at T-Mobile Center (Kansas City, Mo.)

Xavier (71) - Jerome Hunter 1-3 1-2 3, Jack Nunge 6-19 2-4 15, Souley Boum 4-11 4-4 12, Colby Jones 7-15 0-0 15, Adam Kunkel 8-10 0-0 21, Desmond Claude 1-4 1-2 3, Cesare Edwards 1-2 0-0 2, Kam Craft 0-0 0-0 0 Totals: 28-64 8-12 71

Texas (83) - Timmy Allen 4-7 2-4 11, Dylan Disu 0-0 0-0 0, Dillion Mitchell 0-0 0-0 0, Tyrese Hunter 7-11 2-3 19, Marcus Carr 7-16 2-2 18, Christian Bishop 8-12 2-2 18, Sir' Jabari Rice 6-10 3-6 16, Arterio Morris 0-3 0-0 0, Brock Cunningham 0-2 1-2 1 Totals: 32-61 12-19 83

Halftime – Xavier 25, Texas 42, Fouled Out – None, Rebounds – Xavier 36 (J. Nunge 11, Hunter 7, Jones 7), Texas 32 (Bishop 9, Allen 6), Assists – Xavier 12 (Jones 6, Boum 2), Texas 16 (Carr 6, Rice 3, Cunningham 3), 3-point FG – Xavier 7-17 (Kunkel 5-6, Jones 1-4, Nunge 1-5, Boum 0-2), Texas 7-12 (Hunter 3-3, Carr 2-3, Allen 1-1, Morris 0-2, Rice 1-2, Cunningham 0-1), Total Fouls – Xavier 15, Texas 16, Technical Fouls – None, A – 17,429

BOX SCORES FOR 2025 NCAA TOURNAMENT ARE IN THE XAVIER GAME NOTES.



J.P. Macura, who led No. 1 seed XU in the 2018 NCAA Tournament at 23.0 ppg., helped XU reach the 2017 Elite Eight with his 13.0 ppg., 4.8 rpg. and 3.3 apg. and earned a spot on the 2017 NCAA All-West Regional Team.



POSTSEASON



XAVIER'S TOP NCAA SCORING EFFORTS (20+)

DATE	NAME	OPPONENT	PTS.
3-25-10	Jordan Crawford	Kansas St.	32
3-21-04	Lionel Chalmers	Miss. St.	31
3-16-18	J.P. Macura	Texas	29
3-12-87	Byron Larkin	Missouri	29
3-18-17	Trevon Bluiett	Florida State	29
3-16-90	Tyrone Hill	Kansas State	29
3-17-02	Romain Sato	Oklahoma	28
3-19-10	Jordan Crawford	Minnesota	28
3-21-10	Jordan Crawford	Pittsburgh	27
3-26-04	Romain Sato	Texas	27
3-22-90	Derek Strong	Texas	27
3-25-10	Tu Holloway	Kansas St.	26
3-16-18	Trevon Bluiett	Texas	26
3-27-08	Josh Duncan	West Virginia	26
3-18-12	Kenny Frease	Lehigh	25
3-17-07	Justin Cage	Ohio State	25
3-19-04	Lionel Chalmers	Louisville	25
3-23-17	Trevon Bluiett	Arizona	25
3-16-12	Tu Holloway	Notre Dame	25
3-14-86	Richie Harris	Alabama	24
3-19-04	Romain Sato	Louisville	24
3-17-23	Jerome Hunter	Kennesaw St.	24
3-16-18	Kerem Kanter	Texas Southern	24
3-14-86	Byron Larkin	Alabama	23
3-15-07	Justin Doellman	BYU	23
3-19-25	Marcus Foster	Texas	22
3-23-03	David West	Maryland	22
3-23-12	Tu Holloway	Baylor	22
3-21-04	Dedrick Finn	Miss. St.	22
3-22-90	Tyrone Hill	Texas	22
3-13-97	James Posey	Vanderbilt	22
3-16-06	Stanley Burrell	Gonzaga	22
3-18-12	Tu Holloway	Lehigh	21
3-17-89	Tyrone Hill	Michigan	21
3-17-95	Jeff Massey	Georgetown	21
3-21-15	Jalen Reynolds	Georgia St.	21
3-16-17	Trevon Bluiett	Maryland	21
3-24-23	Adam Kunkel	Texas	21
3-19-15	Matt Stainbrook	Ole Miss	20
3-14-91	Jamie Gladden	Nebraska	20
3-19-93	Aaron Williams	New Orleans	20
3-17-95	Michael Hawkins	Georgetown	20
3-21-03	Lionel Chalmers	Troy State	20
3-20-08	Josh Duncan	Georgia	20
3-19-93	Brian Grant	New Orleans	20

XAVIER'S TOP NCAA REBOUNDING EFFORTS (10+)

DATE	NAME	OPPONENT	REB.
3-15-07	Derrick Brown	BYU	16
3-21-93	Brian Grant	Indiana	16
3-25-10	Jason Love	Kansas St.	15
3-22-90	Tyrone Hill	Texas	15
3-18-16	James Farr	Weber St.	15
3-19-23	Colby Jones	Pittsburgh	14
3-16-90	Tyrone Hill	Kansas State	14
3-19-10	Jamel McLean	Minnesota	14
3-22-90	Derek Strong	Texas	14
3-21-04	Anthony Myles	Miss. St.	14
3-12-87	Tyrone Hill	Missouri	13
3-19-15	James Farr	Ole Miss	13
3-17-95	Larry Sykes	Georgetown	12
3-16-91	Brian Grant	UConn	12
3-14-61	Leo McDermott	Morehead St.	12
3-18-90	Derek Strong	Georgetown	12
3-18-12	Kenny Frease	Lehigh	12
3-21-03	Anthony Myles	Troy State	11
3-20-08	Derrick Brown	Georgia	11
3-24-23	Jack Nunge	Texas	11
3-16-12	Dez Wells	Notre Dame	11
3-17-23	Jack Nunge	Kennesaw St.	11
3-16-90	Derek Strong	Kansas St.	11
3-21-03	Romain Sato	Troy State	11
3-28-04	Romain Sato	Duke	11
3-19-04	Anthony Myles	Louisville	11
3-20-08	Derrick Brown	Georgia	11
3-16-12	Dez Wells	Notre Dame	11
3-15-02	David West	Hawaii	11
3-15-97	Torrays Braggs	UCLA	10
3-28-04	Anthony Myles	Duke	10
3-18-88	Derek Strong	Kansas	10
3-26-15	Matt Stainbrook	Arizona	10
3-15-02	Romain Sato	Hawaii	10
3-19-93	Brian Grant	New Orleans	10
3-27-08	C.J. Anderson	West Virginia	10
3-12-87	Byron Larkin	Missouri	10
3-21-93	Aaron Williams	Indiana	10
3-27-08	Jason Love	West Virginia	10
3-12-98	Torrays Braggs	Washington	10
3-17-95	T.J. Johnson	Georgetown	10
3-14-91	Brian Grant	Nebraska	10
3-17-89	Derek Strong	Michigan	10

XAVIER CAREER HIGH POINT TOTALS IN NCAA TOURNAMENT

160 by Romain Sato (nine games: 2001-04)
 154 by Lionel Chalmers (nine games: 2001-04)

MOST NCAA TOURNAMENT WINS

7 Jason Love (2007-10)
 7 Dante Jackson (2008-11)
 7 Trevon Bluiett (2015-18)
 7 J.P. Macura (2015-18)
 6 Tu Holloway (2008-12)
 6 Kenny Frease (2008-12)
 6 B.J. Raymond (2006-09)

* Win totals only include games if the player played and was listed in the official box score.

XAVIER'S TOP NCAA ASSIST EFFORTS

DATE	NAME	OPPONENT	AST.
3-18-90	Jamal Walker	Georgetown	9
3-16-17	Quentin Goodin	Maryland	9
3-17-89	Jamal Walker	Michigan	9
3-22-08	Drew Lavender	Purdue	9
3-14-86	Ralph Lee	Alabama	9
3-17-07	Drew Lavender	Ohio State	8
3-14-91	Jamal Walker	Nebraska	8
3-21-03	Romain Sato	Troy State	7
3-21-03	Lionel Chalmers	Troy State	7
3-16-18	Quentin Goodin	Texas Southern	7
3-19-23	Colby Jones	Pittsburgh	7
3-27-08	Drew Lavender	West Virginia	7
3-17-23	Adam Kunkel	Kennesaw St.	6
3-24-23	Colby Jones	Texas	6
3-18-16	Edmond Sumner	Weber St.	6
3-14-87	Kyle Taylor	Duke	6
3-12-98	Gary Lumpkin	Washington	6
3-19-04	Lionel Chalmers	Louisville	6
3-26-04	Lionel Chalmers	Texas	6
3-19-04	Dedrick Finn	Louisville	6
3-18-16	Myles Davis	Weber St.	6
3-25-10	Tu Holloway	Kansas St.	6
3-29-08	Drew Lavender	UCLA	6
3-16-12	Mark Lyons	Notre Dame	6
3-16-90	Jamal Walker	Kansas State	6
3-17-89	Stan Kimbrough	Michigan	6
3-23-17	Quentin Goodin	Arizona	6
3-15-02	Lionel Chalmers	Hawaii	6
3-15-83	Ralph Lee	Alcorn State	6

XAVIER'S TOP NCAA STEAL EFFORTS

DATE	NAME	OPPONENT	STL.
3-13-97	Sherwin Anderson	Vanderbilt	6
3-15-02	Lionel Chalmers	Hawaii	5
3-16-01	David West	Notre Dame	5
3-16-18	J.P. Macura	Texas Southern	5
3-16-17	Trevon Bluiett	Maryland	4
3-12-98	Torrays Braggs	Washington	4
3-13-97	James Posey	Vanderbilt	4
3-18-88	Stan Kimbrough	Kansas	4
3-20-09	Dante Jackson	Portland State	4

- 19 instances with 3 steals for a Musketeers;
 last was Adam Kunkel with 3 vs. Pittsburgh (3-19-23)

OPPONENT SINGLE GAME NCAA TOURNAMENT SCORING HIGHS

PTS.	OPPONENT PLAYER (Opponent)	DATE
35	Adam Morrison (Gonzaga)	3-16-06
35	Steve Henson (Kansas State)	3-16-90
32	Travis Mays (Texas)	3-22-90
28	Jacob Pullen (Kansas State)	3-25-10
28	Charles O'Bannon (UCLA)	3-15-97
28	Lance Blanks (Texas)	3-22-90
27	Ron Lewis (Ohio State)	3-17-07

OPPONENT SINGLE GAME NCAA TOURNAMENT REBOUNDING HIGHS

REB.	OPPONENT PLAYER (Opponent)	DATE
17	DeJuan Blair (Pittsburgh)	3-26-09
16	Locksley Collie (Texas)	3-22-90
15	Quincy Acy (Baylor)	3-23-12
15	Ed Noe (Morehead State)	3-14-61
13	Shelden Williams (Duke)	3-28-04
13	Luc Richard Mbah a Moute (UCLA)	3-29-08
13	Jerome Williams (Georgetown)	3-17-95
13	Martavious Newby (Ole Miss)	3-19-15



POSTSEASON



XAVIER'S TOP NCAA BLOCK EFFORTS

DATE	NAME	OPPONENT	BLK.
3-19-93	Aaron Williams	New Orleans	5
3-26-09	Kenny Frease	Pittsburgh	5
3-17-02	David West	Oklahoma	5
3-21-03	David West	Troy State	3
3-18-17	Sean O'Mara	Florida State	3
3-16-18	Naji Marshall	Texas Southern	3
3-21-93	Brian Grant	Indiana	3
3-21-04	Anthony Myles	Miss. St.	3

XAVIER'S NCAA DOUBLE-DOUBLE EFFORTS

- Listed by most recent first

DATE	NAME	OPPONENT	PTS/REB
3-24-23	Jack Nunge	Texas	15/11
3-19-23	Colby Jones	Pittsburgh	10/14
3-17-23	Jack Nunge	Kennesaw St.	10/11
3-18-16	James Farr	Weber State	18/15
3-26-15	Matt Stainbrook	Arizona	17/10
3-18-12	Kenny Frease	Lehigh	25/12
3-16-12	Dez Wells	Notre Dame	14/11
3-25-10	Jason Love	Kansas St.	11/15
3-27-08	C.J. Anderson	West Virginia	12/10
3-20-08	Derrick Brown	Georgia	19/11
3-28-04	Anthony Myles	Duke	16/10
3-28-04	Romain Sato	Duke	10/11
3-19-04	Anthony Myles	Louisville	15/11
3-21-03	Romain Sato	Troy State	18/11
3-15-02	Romain Sato	Hawaii	18/10
3-15-02	David West	Hawaii	13/11

XAVIER'S NCAA DOUBLE-DOUBLE EFFORTS

(continued from first column)

3-12-98	Torrays Braggs	Washington	12/10
3-15-97	Torrays Braggs	UCLA	15/10
3-21-93	Brian Grant	Indiana	11/16
3-21-93	Aaron Williams	Indiana	17/10
3-19-93	Brian Grant	New Orleans	20/10
3-16-91	Brian Grant	UConn	16/12
3-14-91	Brian Grant	Nebraska	15/10
3-22-90	Derek Strong	Texas	27/14
3-22-90	Tyrone Hill	Texas	22/15
3-18-90	Derek Strong	Georgetown	19/12
3-16-90	Derek Strong	Kansas St.	17/11
3-16-90	Tyrone Hill	Kansas St.	29/14
3-17-89	Derek Strong	Michigan	18/10
3-18-88	Derek Strong	Kansas	14/10
3-12-87	Byron Larkin	Missouri	29/10
3-14-86	Richie Harris	Alabama	24/11
3-14-61	Leo McDermott	Morehead St.	15/12

XAVIER'S TOP NCAA FGM EFFORTS

DATE	NAME	OPPONENT	FGM
3-25-10	Jordan Crawford	Kansas St.	13
3-19-10	Jordan Crawford	Minnesota	11
3-22-90	Derek Strong	Texas	11
3-18-12	Kenny Frease	Lehigh	11
3-21-04	Lionel Chalmers	Mississippi St.	11
3-14-86	Richie Harris	Alabama	11
3-16-18	Kerem Kanter	Texas Southern	11
3-16-18	J.P. Macura	Texas Southern	11
3-14-86	Byron Larkin	Alabama	10
3-16-12	Tu Holloway	Notre Dame	10
3-14-91	Jamie Gladden	Nebraska	9
3-18-14	Matt Stainbrook	North Carolina St.	9
3-17-02	Romain Sato	Oklahoma	9
3-19-93	Aaron Williams	New Orleans	9
3-17-95	Jeff Massey	Georgetown	9
3-14-61	Jack Thobe	Morehead St.	9
3-21-10	Jordan Crawford	Pittsburgh	9
3-23-17	Tervon Bluiett	Arizona	9

XAVIER'S TOP NCAA FTM EFFORTS

DATE	NAME	OPPONENT	FTM
3-16-90	Tyrone Hill	Kansas St.	17
3-12-87	Byron Larkin	Missouri	16
3-26-04	Romain Sato	Texas	14
3-20-08	Josh Duncan	Georgia	11
3-25-10	Tu Holloway	Kansas St.	10
3-18-17	Trevon Bluiett	Florida St.	10
3-23-03	David West	Maryland	10
3-19-04	Romain Sato	Louisville	9
3-18-90	Derek Strong	Georgetown	9
3-16-90	Derek Strong	Kansas St.	9
3-14-91	Brian Grant	Nebraska	9
3-16-18	Trevon Bluiett	Texas Southern	9
3-27-08	Josh Duncan	West Virginia	9
3-23-12	Tu Holloway	Baylor	9
3-22-08	Drew Lavender	Purdue	8
3-17-23	Jerome Hunter	Kennesaw St.	8
3-21-15	Dee Davis	Georgia St.	8
3-16-17	Sean O'Mara	Maryland	8
3-13-97	James Posey	Vanderbilt	8
3-17-95	Michael Hawkins	Georgetown	8

XAVIER'S TOP NCAA 3-PT FGM EFFORTS

DATE	NAME	OPPONENT	3FGM
3-19-10	Jordan Crawford	Minnesota	5
3-17-02	Romain Sato	Oklahoma	5
3-16-17	Trevon Bluiett	Maryland	5
3-16-18	J.P. Macura	Texas Southern	5
3-24-23	Adam Kunkel	Texas	5
3-19-23	Adam Kunkel	Pittsburgh	5
3-21-04	Dedrick Finn	Mississippi St.	5
3-19-04	Romain Sato	Louisville	5
3-21-15	Myles Davis	Georgia State	5
3-21-03	Lionel Chalmers	Troy State	5
3-19-25	Marcus Foster	Texas	4
3-18-17	Kaiser Gates	Florida State	4
3-21-04	Lionel Chalmers	Mississippi St.	4
3-18-12	Tu Holloway	Lehigh	4
3-19-15	Dee Davis	Ole Miss	4
3-21-93	Michael Hawkins	Indiana	4
3-16-06	Stanley Burrell	Gonzaga	4
3-21-10	Jordan Crawford	Pittsburgh	4
3-25-10	Tu Holloway	Kansas St.	4

XAVIER TOP TEAM NCAA SCORING GAMES

DATE	OPPONENT / SCORE	XU SCORE
3-16-18	Texas Southern / 83	102
3-25-10	Kansas State / 101	96
3-18-17	Florida State / 66	91
3-21-04	Mississippi State / 74	89
3-14-91	Nebraska / 84	89
3-22-90	Texas / 102	89
3-16-90	Kansas State / 79	87
3-17-89	Michigan / 92	87
3-19-25	Texas / 80	86
3-22-08	Purdue / 78	85
3-19-23	Pittsburgh / 73	84
3-15-97	UCLA / 96	83
3-14-86	Alabama / 97	80
3-13-97	Vanderbilt / 68	80
3-19-04	Louisville / 70	80

- Wins in bold

XAVIER VS. NCAA TOURNEY OPPONENTS

Opponent	Record	Last Played
Alabama	0-1	1986
Alcorn State	0-1	1983
Arizona	1-1	2017
Baylor	0-1	2012
BYU	1-0	2007
Duke	0-2	2004
Florida State	1-1	2018
Georgetown	1-1	1995
Georgia	1-0	2008
Georgia State	1-0	2015
Gonzaga	0-2	2017
Hawaii	1-0	2002
Indiana	0-1	1993
Kansas	0-1	1988
Kansas State	1-1	2010
Kennesaw State	1-0	2023
Lehigh	1-0	2012
Louisville	1-0	2004
Marquette	0-1	2011
Maryland	1-1	2017
Michigan	0-1	1989
Minnesota	1-0	2010

Opponent	Record	Last Played
Mississippi State	1-0	2004
Missouri	1-0	1987
Morehead State	0-1	1961
Nebraska	1-0	1991
New Orleans	1-0	1993
North Carolina St.	0-1	2014
Notre Dame	1-1	2012
Ohio State	0-1	2007
Oklahoma	0-1	2002
Ole Miss	1-0	2015
Pittsburgh	2-1	2023
Portland State	1-0	2009
Purdue	1-0	2008
Texas	2-2	2025
Texas Southern	1-0	2018
Troy State	1-0	2003
UCLA	0-2	2008
UConn	0-1	1991
Vanderbilt	1-0	1997
Washington	0-1	1998
Weber State	1-0	2016
West Virginia	1-0	2008
Wisconsin	1-1	2016
Totals	31-29	2023

XAVIER BASKETBALL™

POSTSEASON



MOST POINTS

Game	50	Steve Thomas vs. Detroit	1-6-64
	47	David West vs. Dayton	2-8-03
	45	Byron Larkin vs. Loyola of Chicago	2-28-86
	45	Steve Thomas vs. Cincinnati	3-4-64
	45	Gene Smith vs. Georgetown, Ky.	1-12-52
Season	792	Byron Larkin	1986-87
	779	Steve Thomas	1963-64
	758	Byron Larkin	1987-88
Career	2,696	Byron Larkin	1984-88
	2,261	Trevon Bluiett	2014-18
	2,132	David West	1999-2003
	2,005	Romain Sato	2000-04
	2,003	Tyrone Hill	1986-90
	1,885	Lenny Brown	1995-99

HIGHEST POINT AVERAGE

Season	30.0	Steve Thomas	1963-64
	*28.9	Steve Thomas	1964-65
	25.3	Byron Larkin	1987-88
Career	23.6	Steve Thomas	1962-66
	22.3	Byron Larkin	1984-88
	21.0	Bob Quick	1965-68

*Not official record since he played only 14 games.

MOST POINTS IN A GAME AT CINTAS CENTER

47	David West vs. Dayton	2-8-03
----	-----------------------	--------

MOST POINTS IN A GAME AWAY FROM HOME

45	Byron Larkin vs. Loyola of Chicago	2-28-86
----	------------------------------------	---------

MOST REBOUNDS

Game	31	Bob Pelkington vs. St. Francis Pa.	2-18-64
	28	Corny Freeman (three times)	1956-57
Season	*567	Bob Pelkington	1963-64
	*526	Corny Freeman	1956-57
	454	Bob Pelkington	1962-63
Career	1,380	Tyrone Hill	1986-90
	1,325	Bob Pelkington	1961-64
	1,308	David West	1999-2003
	1,080	Brian Grant	1990-94

*Indicates led nation in rebounding.

HIGHEST REBOUND AVERAGE

Season	*21.8	Bob Pelkington	1963-64
	*18.8	Corny Freeman	1956-57
	16.2	Bob Pelkington	1962-63
Career	16.6	Bob Pelkington	1961-64
	12.7	Luther Rackley	1966-69
	12.1	Dave Piontek	1953-56
	12.0	Bob Quick	1965-68

*Indicates led nation in rebounding.

MOST ASSISTS

Game	18	Keith Walker (vs. Detroit)	2-7-80
	15	Dee Davis (vs. Providence College)	2-7-15
	15	Dee Davis (vs. Fairleigh Dickinson)	11-9-12
	15	Tu Holloway (vs. La Salle)	2-22-11
	15	Ralph Lee (vs. Loyola of Chicago)	2-28-86
	15	Dave Lynch (vs. St. Francis, Pa.)	1-15-66
Season	251	Ralph Lee	1985-86
	221	Dee Davis	2014-15
	199	Ralph Lee	1984-85
Career	699	Ralph Lee	1982-86
	639	Jamal Walker	1987-91
	550	Tu Holloway	2008-12
	544	Quentin Goodin	2016-20

MOST STEALS

Game	9	James Posey vs. Fordham	1-10-98
	8	Jamal Walker vs. Fordham	1-5-91
	8	Stan Kimbrough vs. Louisville	11-18-88
	8	Anthony Hicks vs. Butler	2-2-82
	8	Keith Walker vs. Valparaiso	2-17-79
Season	102	James Posey	1998-99
	81	Lenny Brown	1997-98
	79	Nick Daniels	1977-78
	69	Stan Kimbrough	1988-89
	63	James Posey	1997-98
	63	Byron Larkin	1987-88
	62	Lenny Brown	1996-97
	62	Lenny Brown	1998-99
Career	242	Lenny Brown	1995-99
	226	Anthony Hicks	1979-83
	214	James Posey	1996-99
	202	Nick Daniels	1975-79

MOST BLOCKS

Game	8	David West vs. Coastal Carolina	11-17-01
	7	David West at Rhode Island	1-23-02
	7	David West at La Salle	2-25-01
	7	Dave Payton vs. Southwestern of Memphis	2-26-78
	7	Aaron Williams vs. Loyola of Chicago	2-6-90
	6	Zach Hankins vs. Detroit Mercy	12-21-18
	6	Travis Taylor vs. Saint Louis	3-6-13
	6	David West vs. George Washington	2-3-01
	6	Reggie Butler vs. Eastern Kentucky	11-22-00
	6	Aaron Williams vs. Mt. St. Mary's	11-24-90
	6	Brian Grant vs. George Washington	2-12-94
	6	James Posey vs. Temple	2-14-99
Season	80	David West	2001-02
	61	David West	2000-01
	57	Aaron Williams	1990-91

	57	Aaron Williams	1991-92
	55	Aaron Williams	1992-93
	54	Zach Hankins	2018-19
Career	228	David West	1999-2003
	197	Aaron Williams	1989-93
	140	Justin Doellman	2003-07
	130	Kenny Frease	2008-12
	127	Jason Love	2006-10
	127	Brian Grant	1990-94

MOST FIELD GOAL ATTEMPTS

Game	34	Steve Thomas vs. Detroit	1-6-64
Season	637	Steve Thomas	1963-64
Career	1,949	Byron Larkin	1984-88

MOST FIELD GOALS MADE

Game	18	Steve Thomas vs. Detroit	1-6-64
Season	302	Steve Thomas	1963-64
Career	1,022	Byron Larkin	1984-88

HIGHEST FIELD GOAL PERCENTAGE

Season	.686	Zach Hankins (162-236)	2018-19
	.654	Brian Grant (223-341)	1992-93
Career (2 years)	.619	Brian Thornton	2004-06
Career (3 or 4 years)	.595	Tyrique Jones	2016-20

MOST 3-PT. FIELD GOALS MADE

Game	9	Trevon Bluiett vs. Cincinnati	1-26-17
	9	Romain Sato vs. Rhode Island	2-15-03
	8	Adam Kunkel vs. Norfolk State	11-21-21
	8	Trevon Bluiett vs. Seton Hall	2-14-18
	8	Romain Sato at Rhode Island	1-13-01
	7	Ryan Conwell vs. Marquette in BIG EAST Tourn..	3-13-25
	7	Quincy Olivari at DePaul	2-3-24
	7	Nate Johnson vs. Georgetown	3-5-22
	7	Nate Johnson vs. Virginia Tech	11-26-21
	7	Nate Johnson vs. Oklahoma	12-9-20
	7	Brad Redford vs. George Washington	1-12-13
	7	B.J. Raymond vs. Auburn	12-3-08
	7	Drew Lavender vs. Charlotte	2-3-07
	7	Lionel Chalmers vs. Fordham	2-7-04
	7	Romain Sato vs. Duquesne	1-30-02
	7	Maurice McAfee vs. St. Bonaventure in A-10 Tourn.	3-9-00
	7	Jamie Gladden vs. Wichita State	12-30-92
	7	Jamie Gladden vs. Cincinnati	1-27-93
Season	106	Quincy Olivari	2023-24
	105	Trevon Bluiett	2017-18
	104	Lenny Brown	1998-99
	101	Lionel Chalmers	2003-04
	319	Trevon Bluiett	2014-18
Career	307	Romain Sato	2000-04
	236	Lenny Brown	1995-99
	235	Lionel Chalmers	2000-04



Xavier has connected on 276 3-pointers so far this season, which stands eight shy of the school record of 284 set in the 2003-04 season. Junior Ryan Conwell, who hit a collegiate career-high seven 3-pointers on his way to a collegiate career-high 38 points in the 2025 BIG EAST Tournament Quarter-final game vs. Marquette on March 13, has hit 98 for the season. He is eight 3-pointers shy of the school record of 106 set by Quincy Olivari last season.



POSTSEASON



MOST 3-PT. FIELD GOAL ATTEMPTS

Game	16 Romain Sato vs. Rhode Island2-15-03
	15 Jeff Massey vs. La Salle1-14-95
	15 Jamie Gladden vs. Butler	3-7-92
Season	263 Lenny Brown	1998-99
Career	836 Romain Sato	2000-04
	831 Trevon Bluiett	2014-18
	646 Lenny Brown	1995-99

HIGHEST 3-PT. FIELD GOAL PERCENTAGE (3 ATT./GAME MIN.)

Game	1.000 Drew Lavender (5-5 at St. Bonaventure)1-24-07
	1.000 Josh Duncan (5-5 at Charlotte)2-13-08
	1.000 Dee Davis (5-5 at Cincinnati)2-18-14
Season	.465 Brad Redford (53-114)	2008-09
Career	.435 Jamie Gladden (154-354)	1989-93

MOST FREE THROW ATTEMPTS

Game	24 Bob Quick (vs. Marquette)2-26-68
Season	270 Tu Holloway	2010-11
Career	874 David West	1999-2003

MOST FREE THROWS MADE

Game	22 Bob Quick (vs. Marquette)2-26-68
Season	235 Tu Holloway	2010-11
Career	675 Tu Holloway	2008-12
	662 David West	1999-2003

HIGHEST FREE THROW PERCENTAGE

Game	1.000 Tu Holloway (17-17 at Richmond)1-29-11
Season	*.902 Joe Geiger (74-82)	1961-62
Career	.852 Tu Holloway (675-792)	2008-12
Career (one year)	.871 Souley Boum (155-178)	2022-23

*Indicates led nation in free throw percentage.

MOST WINS

Career	108 Jason Love	2006-10
	107 Dante Jackson & Joe Hughes	2007-11

MOST PERSONAL FOULS

Season	123 James Posey	1998-99
Career	419 Tyrone Hill	1986-90

MOST GAMES PLAYED

151 Paul Scruggs	2017-22
142 Trevon Bluiett	2014-18
141 J.P. Macura	2014-18
137 Dante Jackson	2007-11
137 B.J. Raymond	2005-09
137 Kenny Frease	2008-12
135 Tyrique Jones	2016-20
134 Zach Freemantle	2019-25
134 Quentin Goodin	2016-20
134 Tu Holloway	2008-12

MOST STARTS

Career	136 Trevon Bluiett	2014-18
	130 Romain Sato	2000-04

MOST CONSECUTIVE STARTS

Career	130 Romain Sato	2000-04
	126 David West	1999-2003

MOST STARTS AS A FRESHMAN

33 David West	1999-2000
----	------------------	-------	-----------

MOST DOUBLE-DOUBLES IN SCORING-REBOUNDING

Season	24 Tyrone Hill	1989-90
	22 David West	2002-03
	21 Tyrique Jones	2019-20
	20 David West	2000-01
	20 Tyrone Hill	1988-89
Career	68 David West	1999-2003
	64 Tyrone Hill	1986-90

MOST CONSECUTIVE GAMES WITH A DOUBLE-DOUBLE IN SCORING-REBOUNDING

10 Tyrone Hill	Jan.18-Feb. 22, 1990
10 David West	Jan. 7-Feb. 15, 2003
9 Tyrique Jones	Jan. 22-Feb. 22, 2020

MOST GAMES SCORING IN DOUBLE FIGURES

Season	34 Jordan Crawford	2009-10
	33 Trevon Bluiett	2016-17
	33 Romain Sato	2003-04
	33 Souley Boum	2022-23
Career	117 Byron Larkin	1984-88
	116 Trevon Bluiett	2014-18

MOST CONSECUTIVE GAMES SCORING IN DOUBLE FIGURES

78 Byron Larkin	1986-88
56 David West	1999-2003
42 Stan Kimbrough	1986-89

MOST CAREER 20-POINT PLUS GAMES

83 Byron Larkin	1984-88
----	--------------------	-------	---------

MOST SEASONS AS TEAM'S LEADING SCORER

4 Byron Larkin	1984-88
---	--------------------	-------	---------

MOST SEASONS AS TEAM'S LEADING REBOUNDER

4 David West	1999-2003
4 Brian Grant	1990-94
4 Tyrone Hill	1986-90

MOST CONSECUTIVE FIELD GOALS MADE

16 Josh Duncan	2007-08
----	-------------------	-------	---------

MOST CONSECUTIVE FREE THROWS MADE

31 Romain Sato	2003-04
31 James Posey	1998-99
30 Bill Kirvin	1959-60
27 Tu Holloway	2008-09

TEAM RECORDS

MOST POINTS

Game	125	vs. Florida International	1-9-88
Season	2,995		2022-23

MOST POINTS AGAINST

Game	123	by Detroit	12-14-64
Season	2,741		2022-23

MOST POINTS BY BOTH TEAMS

Game	234	Xavier 121, Detroit 113	1-6-64
Season	5,736		2022-23

MOST FIELD GOAL ATTEMPTS

Game	103	vs. Chase	12-8-51
Season	2,256		2022-23

MOST FIELD GOALS MADE

Game	51	vs. Huntington College (Ind.)	12-1-92
Season	1,109		2022-23

HIGHEST FIELD GOAL PERCENTAGE

Game	.722	(39-54) at Butler	2-23-91
Season	.520	(939-1806)	1985-86

LOWEST FIELD GOAL PERCENTAGE (OPPONENT)

Game	.184	vs. Eastern Illinois	11-19-05
Season	.339		1955-56

MOST 3-PT. FIELD GOALS MADE

Game	19	vs. Oklahoma	12-9-20
	16	vs. Jackson State	11-12-24
	16	at Auburn	1-6-08
	16	Virginia	1-3-08
	16	vs. Charlotte	2-3-07
	15	vs. St. John's	2-4-23
	15	at Cincinnati	1-26-17
	15	at Fordham	1-11-07
	14	at Georgetown	12-16-22
	14	vs. Fordham	2-14-09
	14	at Temple	1-25-06
	14	vs. Temple	3-8-03
	14	at Rhode Island	1-13-01

Season	14	vs. Clemson	3-23-99
	284		2003-04
	282		2007-08

MOST 3-PT. FIELD GOALS MADE (OPPONENT)

Game	17	by Evansville	11-10-18
	16	by Villanova	2-17-18
	15	by Villanova	1-14-15
	15	by Loyola Marymount	1-2-90
Season	313		2018-19

MOST 3-PT. FIELD GOAL ATTEMPTS

Game	37	vs. Clemson	3-23-99
Season	791		1998-99

MOST 3-PT. FIELD GOAL ATTEMPTS (OPPONENT)

Game	40	at St. John's	2-16-21
Season	902		2017-18

HIGHEST 3-PT. FIELD GOAL PERCENTAGE (3 ATT. MIN.)

Game	.833	(5-6) vs. Marietta	11-28-88
Season	.399	(110-276)	1986-87

HIGHEST 3-PT. FIELD GOAL PERCENTAGE (OPPONENT/3 ATT. MIN.)

Game	.818	(9-11) by George Washington	2-12-94
Season	.388	(102-263)	1987-88

LOWEST 3-PT. FIELD GOAL PERCENTAGE (OPPONENT)

Game	.000	(0-17) by Purdue	12-1-12
Season	.297	(178-599)	2000-01

MOST FREE THROW ATTEMPTS

Game	64	vs. Saint Joseph's	1-10-76
Season	942		1953-54
	942		1956-57

MOST FREE THROWS MADE

Game	45	vs. George Washington	2-16-98
	45	vs. Northeast Louisiana	11-24-97
	45	vs. Duquesne	2-24-96
	45	vs. Saint Joseph's	1-10-76
Season	657		2017-18

XAVIER BASKETBALL™

POSTSEASON



Xavier ranks third in the BIG EAST and 10th in the nation in free throw percentage at 79.0 percent, a mark that is on target to break the school record of 77.9 percent set in the 2017-18 season. Sophomore Dailyn Swain, who ranks sixth in the BIG EAST Conference in free throw percentage at 81.0 percent, is one of four Musketeers ranked in the top 10 in the league.

HIGHEST FREE THROW PERCENTAGE

Game	1.000	vs. Ball State (11-11)	11-28-90
Season	.779	(657-843)	2017-18

MOST REBOUNDS

Game	103	vs. Louisville	1-4-58
Season	1,568		1956-57

MOST STEALS

Game	24	vs. Fordham	1-10-98
Season	354		1947-48

MOST ASSISTS

Game	36	vs. Long Island	12-8-01
Season	705		2022-23

MOST TURNOVERS FORCED BY A XAVIER TEAM

Game	38	vs. Northeast Louisiana	11-24-97
------	----	-------------------------	----------

FEWEST TURNOVERS BY A XAVIER TEAM

Game	3	vs. Miami (Ohio)	11-28-18
	3	vs. Dayton	3-14-04
	3	vs. Massachusetts	3-2-02

MOST PERSONAL FOULS

Game	35	vs. St. Louis	1-12-85
Season	711		2016-17

MOST DISQUALIFICATIONS

Game	6	vs. Canisius	2-18-61
Season	32		1951-52

MISCELLANEOUS

Most Victories (Season)	30		2007-08
	29		2017-18
	28	1989-90 and 2015-16	
Most Regular Season Victories	27	2008-09 and 2022-23	
	27		2017-18
Most Postseason Victories	26	2007-08 and 2015-16	
	7		2004
Longest Win Streaks	16		2002-03
	15		1987-88
Highest Finish in Associated Press Poll	3		2017-18
	3	2-26-18, 3-5-18, 3-12-18	
Highest Rank in <i>USA Today</i> Coaches Poll	8		2007-08, 2017-18

Highest Rank in <i>USA Today</i> Coaches Poll	4	3-11-18, 3-4-18, 2-26-18, 2-19-18, 2-12-18, 2-8-16
Most Weeks in AP Poll (One Season)	19	2017-18
Most Consecutive Weeks in AP Poll	29	2015-17 (last 17 of 15-16; first 12 of 16-17)
Most Consecutive Weeks in AP Top 10	15	2015-16 (last 14 in 15-16 and first poll of 16-17)
Most Wins in a Season vs. AP Top 25	6	2014-15, 2015-16 and 2022-23
Longest Home Win Streak	30	2008-10
Longest Cintas Center Win Streak	30	2008-10
Longest Gardens Win Streak	27	1986-88
Highest Home Attendance Average		
Season	10,475	(18 games) in 2017-18
Highest Total Home Attendance		
All Games	189,793	(21 games) in 2021-22
Most Home Sell-outs in a Season	18	(18 games) in 2017-18
Longest Losing Streak	13	1972-73
Most Overtimes in a Game	3	11-27-10 vs. Wofford 1-8-05 at Massachusetts (UM 90-86/3OT) 12-21-96 vs. Akron (XU 113-111/3OT) 1-4-58 vs. Louisville (XU 82-80/3OT)
Highest Scoring Avg. (Season)	94.7	1987-88
	89.7	1963-64
Largest Victory Margin	61	12-10-24 (Xavier 116, Morgan State 58)
Most Points Away From Home	122	3-12-88 vs. Detroit (MCC Champ. Game)
	122	2-24-88 vs. Florida International
Most Combined Points Away From Home	233	12-14-64 Detroit 123, Xavier 110



This is Xavier's sixth NCAA Tournament in eight years under Sean Miller. Xavier reached four NCAA Tournaments in Miller's first stint of five seasons (2004-09), including the 2008 Elite Eight and the 2009 Sweet 16. Miller led Xavier to the 2023 NCAA Tournament Sweet 16 in the first year of his second stint as the Xavier head coach. Three of the top winningest seasons in XU history have come under Miller: school-record 30 wins in 2007-08 and 27 wins in the 2008-09 and 2022-23 seasons.



**2024-25 Xavier Men's Basketball
Extended Season Box Score
All games**

Game Records

Record	Overall	Home	Away	Neutral
ALL GAMES	22-11	15-2	5-7	2-2
CONFERENCE	13-7	8-2	5-5	0-0
NON-CONFERENCE	9-4	7-0	0-2	2-2

Team Box Score Extended

No.	Player				Total		3-Point		F-Throw		Rebounds																
		GP-GS	MIN	AVG	FG-FGA	FG%	3FG-3FGA	3FG%	FT-FTA	FT%	OFF	DEF	TOT	AVG	PF	DQ	A	A/G	TO	TO/G	A/TO	BLK	BLK/G	STL	STL/G	PTS	AVG
32	FREEMANTLE, Zach	30-28	929:32	31.0	200-382	.524	29-96	.302	88-115	.765	52	157	209	7.0	59	1	63	2.10	53	1.77	1.19	24	0.80	31	1.03	517	17.2
7	CONWELL, Ryan	33-33	1085:07	32.9	173-381	.454	98-235	.417	106-129	.822	9	83	92	2.8	82	3	84	2.55	54	1.64	1.56	6	0.18	43	1.30	550	16.7
3	SWAIN, Dailyn	33-32	937:52	28.4	124-235	.528	4-23	.174	94-116	.810	32	146	178	5.4	67	1	86	2.61	55	1.67	1.56	20	0.61	50	1.52	346	10.5
20	MCKNIGHT, Dayvion	33-33	1076:12	32.6	105-249	.422	19-54	.352	84-106	.792	10	77	87	2.6	72	0	142	4.30	53	1.61	2.68	7	0.21	47	1.42	313	9.5
1	FOSTER, Marcus	33-33	896:32	27.2	89-216	.412	44-110	.400	43-56	.768	28	133	161	4.9	64	0	67	2.03	32	0.97	2.09	5	0.15	32	0.97	265	8.0
21	MADDOX JR., Dante	33-0	620:45	18.8	69-169	.408	44-109	.404	58-68	.853	10	69	79	2.4	47	1	51	1.55	24	0.73	2.13	6	0.18	27	0.82	240	7.3
2	HUNTER, Jerome	33-6	627:57	19.0	67-133	.504	16-30	.533	40-52	.769	39	66	105	3.2	66	1	28	0.85	40	1.21	0.70	16	0.48	17	0.52	190	5.8
0	GREEN, Trey	9-0	97:41	10.9	14-35	.400	9-24	.375	8-8	1.000	2	6	8	0.9	8	0	9	1.00	8	0.89	1.13	0	0.00	3	0.33	45	5.0
4	HUGLEY IV, John	33-0	320:33	9.7	32-66	.485	10-19	.526	24-40	.600	17	49	66	2.0	45	0	23	0.70	27	0.82	0.85	2	0.06	1	0.03	98	3.0
11	FLETCHER, Cam'Ron	11-0	45:52	4.2	5-6	.833	2-3	.667	2-2	1.000	1	11	12	1.1	5	0	3	0.27	0	0.00	3.00	0	0.00	1	0.09	14	1.3
31	SABOURIN, Ian	2-0	02:55	1.5	1-1	1.000	0-0	.000	0-0	.000	0	0	0	0.0	1	0	0	0.00	0	0.00	0.00	0	0.00	0	0.00	2	1.0
45	COLBERT, Bradley	3-0	06:44	2.2	1-3	.333	1-2	.500	0-0	.000	1	0	1	0.3	0	0	2	0.67	1	0.33	2.00	0	0.00	0	0.00	3	1.0
25	WOLF, Michael	1-0	00:46	0.8	0-0	.000	0-0	.000	0-0	.000	0	0	0	0.0	0	0	0	0.00	0	0.00	0.00	0	0.00	0	0.00	0	0.0
35	NUNGE, Bob	1-0	00:46	0.8	0-0	.000	0-0	.000	0-0	.000	0	0	0	0.0	0	0	1	1.00	0	0.00	1.00	0	0.00	0	0.00	0	0.0
15	THOLE, Henry	1-0	00:46	0.8	0-0	.000	0-0	.000	0-0	.000	0	0	0	0.0	0	0	0	0.00	0	0.00	0.00	0	0.00	0	0.00	0	0.0
Total		33	6650		880-1876	.469	276-705	.391	547-692	.790	259	847	1106	33.5	516	7	559	16.94	366	11.09	1.53	86	2.61	252	7.64	2583	78.3
Opponents		33	6650		855-1923	.445	243-711	.342	395-549	.719	286	781	1067	32.3	590	13	475	14.39	404	12.24	1.18	131	3.97	194	5.88	2348	71.2

Score by Periods

Team	1st	2nd	OT	TOT
Xavier	1210	1356	17	2583
Opponents	1042	1276	30	2348



**2024-25 Xavier Men's Basketball
Points-rebounds-assists
All games**

Opponent	Date	Score		0	1	2	3	4	7	11	15	20	21	25
				GREEN,TREY	FOSTER,MAR	HUNTER,JER	SWAIN,DAIL	HUGLEY IV,	CONWELL,R	FLETCHER,C	THOLE,HENR	MCKNIGHT,D	MADDOX JR.	WOLF,MICHA
Texas Southern	11/04/2024	78-69	W	0-1-3	2-6-1	2-2-0	14-2-5	1-2-0	21-3-0	DNP	DNP	19-1-5	0-2-1	DNP
IU Indy	11/08/2024	94-80	W	5-1-2	9-5-2	10-4-2	6-8-2	8-2-2	19-1-4	DNP	DNP	17-2-5	3-3-2	DNP
Jackson St.	11/12/2024	94-57	W	15-1-1	2-6-8	0-1-1	10-10-2	11-7-3	14-1-3	0-4-0	DNP	5-2-6	16-5-1	DNP
Wake Forest	11/16/2024	75-60	W	2-1-0	8-2-1	8-3-1	4-6-2	2-4-2	21-0-4	DNP	DNP	13-2-3	6-1-0	DNP
Siena	11/20/2024	80-55	W	14-3-3	12-5-5	4-6-0	7-2-3	4-2-1	16-1-0	0-0-0	DNP	9-1-7	4-2-2	DNP
vs South Carolina	11/25/2024	75-66	W	0-0-0	9-2-1	10-4-0	14-6-2	0-1-0	13-5-2	DNP	DNP	11-5-3	2-4-0	DNP
vs Michigan	11/27/2024	53-78	L	3-1-0	10-5-1	0-4-0	0-2-1	2-5-1	19-4-0	DNP	DNP	3-4-2	2-0-1	DNP
South Carolina St.	12/01/2024	71-68	W	4-0-0	8-5-4	10-3-1	9-3-4	0-1-0	9-2-2	DNP	DNP	14-4-5	0-0-0	DNP
at TCU	12/05/2024	72-76	L	2-0-0	0-4-2	4-0-2	12-4-2	3-1-0	17-5-6	DNP	DNP	9-1-5	9-6-2	DNP
Morgan St.	12/10/2024	119-58	W	DNP	18-5-2	9-5-0	9-8-4	6-7-1	15-2-4	8-6-1	0-0-0	11-4-2	11-4-4	0-0-0
at Cincinnati	12/14/2024	65-68	L	DNP	6-5-0	7-8-0	13-0-0	0-0-0	17-6-0	DNP	DNP	2-4-9	2-3-0	DNP
at UConn	12/18/2024	89-94	Lot	DNP	15-1-1	7-3-2	2-3-0	2-2-0	23-3-1	0-1-1	DNP	18-4-3	22-4-1	DNP
Marquette	12/21/2024	70-72	L	DNP	16-3-3	15-5-1	13-10-1	0-0-1	7-4-3	2-0-0	DNP	14-1-6	3-3-1	DNP
Seton Hall	12/31/2024	94-72	W	DNP	14-6-2	12-4-2	13-5-2	11-5-0	22-3-2	2-0-0	DNP	6-2-6	14-2-6	DNP
at Georgetown	01/03/2025	63-69	L	DNP	5-6-0	7-5-0	11-4-1	0-0-0	12-3-1	DNP	DNP	12-5-4	0-3-1	DNP
St. John's (NY)	01/07/2025	72-82	L	DNP	3-2-2	2-7-1	14-8-1	7-3-1	9-1-2	2-1-1	DNP	11-2-8	2-0-1	DNP
at DePaul	01/11/2025	77-63	W	DNP	6-2-0	10-6-2	8-3-1	3-2-1	19-2-4	0-0-0	DNP	5-4-4	6-4-2	DNP
Villanova	01/14/2025	69-63	W	DNP	6-1-1	3-2-2	6-5-1	0-0-0	34-3-4	DNP	DNP	10-3-4	0-1-1	DNP
at Marquette	01/18/2025	59-57	W	DNP	9-8-1	0-0-1	12-9-3	2-1-0	6-1-1	DNP	DNP	9-4-5	7-1-0	DNP
at St. John's (NY)	01/22/2025	71-79	Lot	DNP	9-7-2	2-2-1	16-5-5	0-1-1	21-3-1	0-0-0	DNP	9-1-6	0-0-0	DNP
UConn	01/25/2025	76-72	W	DNP	5-7-1	12-5-0	15-3-4	0-0-0	4-3-1	DNP	DNP	11-0-3	14-1-3	DNP
at Creighton	01/29/2025	77-86	L	DNP	2-6-0	2-2-0	11-6-2	13-6-0	20-1-3	DNP	DNP	8-1-2	5-2-1	DNP
Georgetown	02/04/2025	74-69	W	DNP	17-13-2	1-1-0	18-6-4	2-0-1	11-4-4	DNP	DNP	2-1-3	6-0-2	DNP
at Villanova	02/09/2025	68-80	L	DNP	10-6-1	0-2-0	4-5-2	0-0-0	3-3-5	0-0-0	DNP	9-1-2	24-5-3	DNP
at Providence	02/12/2025	91-82	W	DNP	0-3-3	3-1-0	13-4-4	3-3-2	17-8-4	DNP	DNP	6-2-3	26-3-1	DNP
DePaul	02/15/2025	85-68	W	DNP	11-2-0	5-2-3	17-7-8	4-0-0	14-2-2	0-0-0	DNP	14-2-4	1-5-1	DNP
Butler	02/18/2025	76-63	W	DNP	9-4-2	5-2-2	13-7-4	0-2-2	14-4-4	DNP	DNP	13-1-5	8-8-2	DNP
at Seton Hall	02/23/2025	73-66	W	DNP	8-4-2	5-5-2	6-6-3	3-0-0	22-2-0	DNP	DNP	6-6-7	12-1-0	DNP
Creighton	03/01/2025	83-61	W	DNP	3-3-5	2-5-0	10-7-5	0-1-3	20-5-2	DNP	DNP	9-2-3	16-1-3	DNP
at Butler	03/05/2025	91-78	W	DNP	0-6-4	9-0-1	16-10-2	6-2-1	21-1-4	DNP	DNP	13-3-1	2-1-0	DNP
Providence	03/08/2025	76-68	W	DNP	6-7-2	12-3-0	8-3-3	0-3-0	21-1-5	DNP	DNP	4-4-3	0-1-7	DNP
vs Marquette	03/13/2025	87-89	L	DNP	5-6-4	3-2-1	11-7-0	2-1-0	38-3-3	DNP	DNP	6-3-3	7-2-0	DNP
vs Texas	03/19/2025	86-80	W	DNP	22-8-2	9-1-0	11-4-3	3-2-0	11-2-3	DNP	DNP	5-5-5	10-1-2	DNP



**2024-25 Xavier Men's Basketball
Points-rebounds-assists
All games**

Opponent	Date	Score		31	32	35	45
				SABOURIN, J	FREEMANTLE	NUNGE, BOB	COLBERT, BR
Texas Southern	11/04/2024	78-69	W	DNP	19-11-2	DNP	DNP
IU Indy	11/08/2024	94-80	W	DNP	17-6-2	DNP	DNP
Jackson St.	11/12/2024	94-57	W	DNP	21-4-3	DNP	0-0-0
Wake Forest	11/16/2024	75-60	W	DNP	11-6-4	DNP	DNP
Siena	11/20/2024	80-55	W	DNP	10-9-3	DNP	DNP
vs South Carolina	11/25/2024	75-66	W	DNP	16-9-2	DNP	DNP
vs Michigan	11/27/2024	53-78	L	DNP	14-10-1	DNP	DNP
South Carolina St.	12/01/2024	71-68	W	DNP	17-7-2	DNP	DNP
at TCU	12/05/2024	72-76	L	DNP	16-6-1	DNP	DNP
Morgan St.	12/10/2024	119-58	W	2-0-0	27-10-4	0-0-1	3-1-2
at Cincinnati	12/14/2024	65-68	L	DNP	18-7-4	DNP	DNP
at UConn	12/18/2024	89-94	Lot	DNP	DNP	DNP	DNP
Marquette	12/21/2024	70-72	L	DNP	DNP	DNP	DNP
Seton Hall	12/31/2024	94-72	W	DNP	DNP	DNP	DNP
at Georgetown	01/03/2025	63-69	L	DNP	16-7-1	DNP	DNP
St. John's (NY)	01/07/2025	72-82	L	DNP	22-3-2	DNP	DNP
at DePaul	01/11/2025	77-63	W	DNP	20-10-1	DNP	DNP
Villanova	01/14/2025	69-63	W	DNP	10-9-3	DNP	DNP
at Marquette	01/18/2025	59-57	W	DNP	14-10-1	DNP	DNP
at St. John's (NY)	01/22/2025	71-79	Lot	DNP	14-5-4	DNP	DNP
UConn	01/25/2025	76-72	W	DNP	15-5-2	DNP	DNP
at Creighton	01/29/2025	77-86	L	DNP	16-6-3	DNP	DNP
Georgetown	02/04/2025	74-69	W	DNP	17-3-2	DNP	DNP
at Villanova	02/09/2025	68-80	L	DNP	18-5-1	DNP	DNP
at Providence	02/12/2025	91-82	W	DNP	23-9-0	DNP	DNP
DePaul	02/15/2025	85-68	W	0-0-0	19-9-1	DNP	0-0-0
Butler	02/18/2025	76-63	W	DNP	14-5-0	DNP	DNP
at Seton Hall	02/23/2025	73-66	W	DNP	11-7-0	DNP	DNP
Creighton	03/01/2025	83-61	W	DNP	23-6-3	DNP	DNP
at Butler	03/05/2025	91-78	W	DNP	24-8-2	DNP	DNP
Providence	03/08/2025	76-68	W	DNP	25-8-2	DNP	DNP
vs Marquette	03/13/2025	87-89	L	DNP	15-7-5	DNP	DNP
vs Texas	03/19/2025	86-80	W	DNP	15-2-2	DNP	DNP



**2024-25 Xavier Men's Basketball
Category Leaders
All games**

Points

##	Player	G	Pts	Pts/G
7	Conwell, Ryan	33	550	16.7
32	Freemantle, Zach	30	517	17.2
3	Swain, Dailyn	33	346	10.5
20	McKnight, Dayvion	33	313	9.5
1	Foster, Marcus	33	265	8.0
21	Maddox Jr., Dante	33	240	7.3
2	Hunter, Jerome	33	190	5.8
4	Hugley IV, John	33	98	3.0
0	Green, Trey	9	45	5.0
11	Fletcher, Cam'Ron	11	14	1.3
45	Colbert, Bradley	3	3	1.0
31	Sabourin, Ian	2	2	1.0

Scoring Average

##	Player	G	Pts	Pts/G
32	Freemantle, Zach	30	517	17.2
7	Conwell, Ryan	33	550	16.7
3	Swain, Dailyn	33	346	10.5
20	McKnight, Dayvion	33	313	9.5
1	Foster, Marcus	33	265	8.0
21	Maddox Jr., Dante	33	240	7.3
2	Hunter, Jerome	33	190	5.8
0	Green, Trey	9	45	5.0
4	Hugley IV, John	33	98	3.0
11	Fletcher, Cam'Ron	11	14	1.3
31	Sabourin, Ian	2	2	1.0
45	Colbert, Bradley	3	3	1.0

Field Goal Percentage

##	Player	FG	Att	Pct
31	Sabourin, Ian	1	1	1.000
11	Fletcher, Cam'Ron	5	6	.833
3	Swain, Dailyn	124	235	.528
32	Freemantle, Zach	200	382	.524
2	Hunter, Jerome	67	133	.504
4	Hugley IV, John	32	66	.485
7	Conwell, Ryan	173	381	.454
20	McKnight, Dayvion	105	249	.422
1	Foster, Marcus	89	216	.412
21	Maddox Jr., Dante	69	169	.408
0	Green, Trey	14	35	.400
45	Colbert, Bradley	1	3	.333

Field Goal Attempts

##	Player	G	Att	Att/G
32	Freemantle, Zach	30	382	12.7
7	Conwell, Ryan	33	381	11.5
20	McKnight, Dayvion	33	249	7.5
3	Swain, Dailyn	33	235	7.1
1	Foster, Marcus	33	216	6.5

Field Goals Made

##	Player	G	Made	Made/G
32	Freemantle, Zach	30	200	6.7
7	Conwell, Ryan	33	173	5.2
3	Swain, Dailyn	33	124	3.8
20	McKnight, Dayvion	33	105	3.2
1	Foster, Marcus	33	89	2.7

3-Point FG Percentage

##	Player	3FG	Att	Pct
11	Fletcher, Cam'Ron	2	3	.667
2	Hunter, Jerome	16	30	.533
4	Hugley IV, John	10	19	.526
45	Colbert, Bradley	1	2	.500
7	Conwell, Ryan	98	235	.417
21	Maddox Jr., Dante	44	109	.404
1	Foster, Marcus	44	110	.400
0	Green, Trey	9	24	.375
20	McKnight, Dayvion	19	54	.352
32	Freemantle, Zach	29	96	.302
3	Swain, Dailyn	4	23	.174

3-Point FG Attempts

##	Player	G	Att	Att/G
7	Conwell, Ryan	33	235	7.1
1	Foster, Marcus	33	110	3.3
21	Maddox Jr., Dante	33	109	3.3
32	Freemantle, Zach	30	96	3.2
20	McKnight, Dayvion	33	54	1.6

3-Point FG Made

##	Player	G	Made	Made/G
7	Conwell, Ryan	33	98	3.0
1	Foster, Marcus	33	44	1.3
21	Maddox Jr., Dante	33	44	1.3
32	Freemantle, Zach	30	29	1.0
20	McKnight, Dayvion	33	19	0.6



**2024-25 Xavier Men's Basketball
Category Leaders
All games**

Free Throw Percentage

##	Player	Made	Att	Pct
0	Green, Trey	8	8	1.000
11	Fletcher, Cam'Ron	2	2	1.000
21	Maddox Jr., Dante	58	68	.853
7	Conwell, Ryan	106	129	.822
3	Swain, Dailyn	94	116	.810
20	McKnight, Dayvion	84	106	.792
2	Hunter, Jerome	40	52	.769
1	Foster, Marcus	43	56	.768
32	Freemantle, Zach	88	115	.765
4	Hugley IV, John	24	40	.600

Free Throw Attempts

##	Player	G	Att	Att/G
7	Conwell, Ryan	33	129	3.9
3	Swain, Dailyn	33	116	3.5
32	Freemantle, Zach	30	115	3.8
20	McKnight, Dayvion	33	106	3.2
21	Maddox Jr., Dante	33	68	2.1

Free Throws Made

##	Player	G	Made	Made/G
7	Conwell, Ryan	33	106	3.2
3	Swain, Dailyn	33	94	2.8
32	Freemantle, Zach	30	88	2.9
20	McKnight, Dayvion	33	84	2.5
21	Maddox Jr., Dante	33	58	1.8

Rebounds

##	Player	G	Reb	Reb/G
32	Freemantle, Zach	30	209	7.0
3	Swain, Dailyn	33	178	5.4
1	Foster, Marcus	33	161	4.9
2	Hunter, Jerome	33	105	3.2
7	Conwell, Ryan	33	92	2.8

Assists

##	Player	G	Ast	Ast/G
20	McKnight, Dayvion	33	142	4.3
3	Swain, Dailyn	33	86	2.6
7	Conwell, Ryan	33	84	2.5
1	Foster, Marcus	33	67	2.0
32	Freemantle, Zach	30	63	2.1

Rebounds Average

##	Player	G	Reb	Reb/G
32	Freemantle, Zach	30	209	7.0
3	Swain, Dailyn	33	178	5.4
1	Foster, Marcus	33	161	4.9
2	Hunter, Jerome	33	105	3.2
7	Conwell, Ryan	33	92	2.8

Steals

##	Player	G	Stl	Stl/G
3	Swain, Dailyn	33	50	1.5
20	McKnight, Dayvion	33	47	1.4
7	Conwell, Ryan	33	43	1.3
1	Foster, Marcus	33	32	1.0
32	Freemantle, Zach	30	31	1.0

Offensive Rebounds

##	Player	G	OReb	OReb/G
32	Freemantle, Zach	30	52	1.7
2	Hunter, Jerome	33	39	1.2
3	Swain, Dailyn	33	32	1.0
1	Foster, Marcus	33	28	0.8
4	Hugley IV, John	33	17	0.5

Blocked Shots

##	Player	G	Blk	Blk/G
32	Freemantle, Zach	30	24	0.8
3	Swain, Dailyn	33	20	0.6
2	Hunter, Jerome	33	16	0.5
20	McKnight, Dayvion	33	7	0.2
7	Conwell, Ryan	33	6	0.2

Defensive Rebounds

##	Player	G	DReb	DReb/G
32	Freemantle, Zach	30	157	5.2
3	Swain, Dailyn	33	146	4.4
1	Foster, Marcus	33	133	4.0
7	Conwell, Ryan	33	83	2.5
20	McKnight, Dayvion	33	77	2.3

Minutes

##	Player	G	Min	Min/G
7	Conwell, Ryan	33	1085	32:53
20	McKnight, Dayvion	33	1076	32:37
3	Swain, Dailyn	33	938	28:25
32	Freemantle, Zach	30	930	30:59
1	Foster, Marcus	33	897	27:10



**2024-25 Xavier Men's Basketball
Player Highs Analysis
All games**

Xavier - Individual Game Highs

POINTS	38		Ryan Conwell vs Marquette (N) (03/13/2025)
	34		Ryan Conwell vs Villanova (01/14/2025)
	27		Zach Freemantle vs Morgan St. (12/10/2024)
	26		Dante Maddox Jr. at Providence (02/12/2025)
	25		Zach Freemantle vs Providence (03/08/2025)
FIELD GOALS MADE	13		Ryan Conwell vs Marquette (N) (03/13/2025)
	12		Zach Freemantle at Butler (03/05/2025)
FIELD GOAL ATTEMPTS	19		Ryan Conwell at St. John's (NY) (01/22/2025)
	18		Ryan Conwell vs Marquette (N) (03/13/2025)
	18		Zach Freemantle vs St. John's (NY) (01/07/2025)
	18		Ryan Conwell at TCU (12/05/2024)
FIELD GOAL PERCENTAGE (min 5 made)	1.000	(6-6)	Dailyn Swain vs DePaul (02/15/2025)
	1.000	(5-5)	Dailyn Swain at TCU (12/05/2024)
3 PT FG MADE	7		Ryan Conwell vs Marquette (N) (03/13/2025)
	6		Dante Maddox Jr. at Providence (02/12/2025)
	6		Ryan Conwell vs Villanova (01/14/2025)
3 PT FG ATTEMPTS	13		Ryan Conwell at TCU (12/05/2024)
	11		Ryan Conwell vs Marquette (N) (03/13/2025)
	11		Ryan Conwell vs Wake Forest (11/16/2024)
3 PT FG PERCENTAGE (min 2 made)	1.000	(4-4)	Dayvion McKnight vs IU Indy (11/08/2024)
	1.000	(3-3)	Marcus Foster vs Georgetown (02/04/2025)
	1.000	(2-2)	Dante Maddox Jr. vs Georgetown (02/04/2025)
	1.000	(2-2)	Zach Freemantle at DePaul (01/11/2025)
	1.000	(2-2)	Jerome Hunter vs Seton Hall (12/31/2024)
	1.000	(2-2)	Cam'Ron Fletcher vs Morgan St. (12/10/2024)
	1.000	(2-2)	Ryan Conwell vs Morgan St. (12/10/2024)
1.000	(2-2)	Marcus Foster vs Siena (11/20/2024)	
FREE THROWS MADE	12		Ryan Conwell vs Villanova (01/14/2025)
	9		Zach Freemantle vs Morgan St. (12/10/2024)
	9		Dayvion McKnight vs South Carolina St. (12/01/2024)
	9		Zach Freemantle vs Texas Southern (11/04/2024)
FREE THROW ATTEMPTS	14		Ryan Conwell vs Villanova (01/14/2025)
	12		Zach Freemantle vs Morgan St. (12/10/2024)
FREE THROW PERCENTAGE (min 3 made)	1.000	(8-8)	Ryan Conwell at Seton Hall (02/23/2025)
	1.000	(8-8)	Dayvion McKnight vs Texas Southern (11/04/2024)
	1.000	(7-7)	Ryan Conwell at DePaul (01/11/2025)
	1.000	(7-7)	Dailyn Swain vs Seton Hall (12/31/2024)
	1.000	(6-6)	Dayvion McKnight at Butler (03/05/2025)
	1.000	(6-6)	Dante Maddox Jr. at Providence (02/12/2025)
	1.000	(6-6)	Dante Maddox Jr. at Villanova (02/09/2025)
	1.000	(6-6)	Dailyn Swain vs St. John's (NY) (01/07/2025)
	1.000	(6-6)	Ryan Conwell vs St. John's (NY) (01/07/2025)
	1.000	(6-6)	Dailyn Swain vs Marquette (12/21/2024)
	1.000	(5-5)	Marcus Foster vs DePaul (02/15/2025)
	1.000	(5-5)	Jerome Hunter vs UConn (01/25/2025)
	1.000	(5-5)	Zach Freemantle vs St. John's (NY) (01/07/2025)
	1.000	(5-5)	Dayvion McKnight at UConn (12/18/2024)
	1.000	(5-5)	Zach Freemantle at Cincinnati (12/14/2024)
	1.000	(5-5)	Dante Maddox Jr. vs Morgan St. (12/10/2024)
	1.000	(4-4)	Dayvion McKnight vs Providence (03/08/2025)
	1.000	(4-4)	Dailyn Swain at Butler (03/05/2025)
	1.000	(4-4)	Ryan Conwell at Butler (03/05/2025)
	1.000	(4-4)	Zach Freemantle vs DePaul (02/15/2025)
REBOUNDS	13		Marcus Foster vs Georgetown (02/04/2025)
	11		Zach Freemantle vs Texas Southern (11/04/2024)



**2024-25 Xavier Men's Basketball
Player Highs Analysis
All games**

Xavier - Individual Game Highs

ASSISTS	9	Dayvion McKnight at Cincinnati (12/14/2024)
	8	Dailyn Swain vs DePaul (02/15/2025)
	8	Dayvion McKnight vs St. John's (NY) (01/07/2025)
	8	Marcus Foster vs Jackson St. (11/12/2024)
STEALS	6	Dailyn Swain vs Butler (02/18/2025)
	5	Dailyn Swain vs South Carolina (N) (11/25/2024)
BLOCKED SHOTS	4	Zach Freemantle at St. John's (NY) (01/22/2025)
	4	Jerome Hunter vs Seton Hall (12/31/2024)
TURNOVERS	6	Zach Freemantle at Seton Hall (02/23/2025)
	4	Dailyn Swain vs Marquette (N) (03/13/2025)
	4	Zach Freemantle vs Providence (03/08/2025)
	4	Ryan Conwell vs Providence (03/08/2025)
	4	Dayvion McKnight at Seton Hall (02/23/2025)
	4	Dayvion McKnight vs Georgetown (02/04/2025)
	4	Jerome Hunter vs Villanova (01/14/2025)
	4	Zach Freemantle at DePaul (01/11/2025)
	4	Jerome Hunter vs Marquette (12/21/2024)
	4	Jerome Hunter at Cincinnati (12/14/2024)
	4	Dailyn Swain vs South Carolina St. (12/01/2024)
	4	Jerome Hunter vs Michigan (N) (11/27/2024)
	4	John Hugley IV vs Michigan (N) (11/27/2024)
	4	Dailyn Swain vs Wake Forest (11/16/2024)
4	John Hugley IV vs Jackson St. (11/12/2024)	
4	Dailyn Swain vs Texas Southern (11/04/2024)	
FOULS	5	Dailyn Swain vs Marquette (N) (03/13/2025)
	5	Zach Freemantle at St. John's (NY) (01/22/2025)
	5	Ryan Conwell at Georgetown (01/03/2025)
	5	Ryan Conwell vs Seton Hall (12/31/2024)
	5	Jerome Hunter at TCU (12/05/2024)
	5	Dante Maddox Jr. at TCU (12/05/2024)
5	Ryan Conwell vs South Carolina St. (12/01/2024)	



**2024-25 Xavier Men's Basketball
Player Highs Analysis
All games**

Opponent - Individual Game Highs

POINTS	29		Ryan Kalkbrenner at Creighton (01/29/2025)
	28		Kam Jones vs Marquette (N) (03/13/2025)
	27		Bensley Joseph vs Providence (03/08/2025)
	27		Micah Peavy vs Georgetown (02/04/2025)
	26		Malik Mack at Georgetown (01/03/2025)
	26		Jayme Mitchell Jr. vs Jackson St. (11/12/2024)
FIELD GOALS MADE	12		Ryan Kalkbrenner at Creighton (01/29/2025)
	11		Kam Jones vs Marquette (N) (03/13/2025)
	11		Micah Peavy vs Georgetown (02/04/2025)
FIELD GOAL ATTEMPTS	22		Kam Jones vs Marquette (N) (03/13/2025)
	20		Isaiah Coleman vs Seton Hall (12/31/2024)
	20		Kam Jones vs Marquette (12/21/2024)
FIELD GOAL PERCENTAGE (min 5 made)	1.000	(7-7)	Oswin Erhunmwunse at Providence (02/12/2025)
	1.000	(5-5)	Samson Johnson vs UConn (01/25/2025)
3 PT FG MADE	7		Bensley Joseph vs Providence (03/08/2025)
	5		Kam Jones vs Marquette (N) (03/13/2025)
	5		Wooga Poplar at Villanova (02/09/2025)
	5		Jayme Mitchell Jr. vs Jackson St. (11/12/2024)
3 PT FG ATTEMPTS	11		Solo Ball vs UConn (01/25/2025)
	10		Kam Jones vs Marquette (N) (03/13/2025)
	10		Bensley Joseph vs Providence (03/08/2025)
	10		Jayme Mitchell Jr. vs Jackson St. (11/12/2024)
3 PT FG PERCENTAGE (min 2 made)	1.000	(2-2)	Ryan Kalkbrenner at Creighton (01/29/2025)
	1.000	(2-2)	Brendan Coyle vs Siena (11/20/2024)
FREE THROWS MADE	7		Tre Johnson vs Texas (N) (03/19/2025)
	7		Finley Bizjack at Butler (03/05/2025)
	7		Wooga Poplar vs Villanova (01/14/2025)
	7		Malik Mack at Georgetown (01/03/2025)
	7		Solo Ball at UConn (12/18/2024)
	7		Jayme Mitchell Jr. vs Jackson St. (11/12/2024)
FREE THROW ATTEMPTS	11		Tre Johnson vs Texas (N) (03/19/2025)
	9		Malik Mack at Georgetown (01/03/2025)
FREE THROW PERCENTAGE (min 3 made)	1.000	(7-7)	Finley Bizjack at Butler (03/05/2025)
	1.000	(7-7)	Solo Ball at UConn (12/18/2024)
	1.000	(7-7)	Jayme Mitchell Jr. vs Jackson St. (11/12/2024)
	1.000	(6-6)	Eric Dixon at Villanova (02/09/2025)
	1.000	(6-6)	Steven Ashworth at Creighton (01/29/2025)
	1.000	(6-6)	RJ Luis Jr. at St. John's (NY) (01/22/2025)
	1.000	(6-6)	RJ Luis Jr. vs St. John's (NY) (01/07/2025)
	1.000	(6-6)	Tarris Reed Jr. at UConn (12/18/2024)
	1.000	(5-5)	Isaiah Coleman at Seton Hall (02/23/2025)
	1.000	(5-5)	Solo Ball vs UConn (01/25/2025)
	1.000	(5-5)	Liam McNeeley at UConn (12/18/2024)
	1.000	(5-5)	Mitchell Taylor vs South Carolina St. (12/01/2024)
	1.000	(4-4)	Kadin Shedrick vs Texas (N) (03/19/2025)
	1.000	(4-4)	Chase Ross vs Marquette (N) (03/13/2025)
	1.000	(4-4)	Patrick McCaffery vs Butler (02/18/2025)
	1.000	(4-4)	Malik Mack vs Georgetown (02/04/2025)
	1.000	(4-4)	David Tubek vs Seton Hall (12/31/2024)
	1.000	(4-4)	Isaiah Coleman vs Seton Hall (12/31/2024)
	1.000	(4-4)	Hunter Sallis vs Wake Forest (11/16/2024)
	1.000	(4-4)	Jarvis Walker vs IU Indy (11/08/2024)



**2024-25 Xavier Men's Basketball
Player Highs Analysis
All games**

Opponent - Individual Game Highs

REBOUNDS	14	Danny Wolf vs Michigan (N) (11/27/2024)
	13	Boden Kapke vs Butler (02/18/2025)
	13	Ben Gold at Marquette (01/18/2025)
	13	Tarris Reed Jr. at UConn (12/18/2024)
ASSISTS	11	Hassan Diarra at UConn (12/18/2024)
	8	Malik Mack vs Georgetown (02/04/2025)
	8	Steven Ashworth at Creighton (01/29/2025)
	8	Kam Jones vs Marquette (12/21/2024)
STEALS	5	Stevie Mitchell vs Marquette (N) (03/13/2025)
	4	Corey Floyd, Jr. vs Providence (03/08/2025)
	4	Dylan Addae-Wusu at Seton Hall (02/23/2025)
	4	Wooga Poplar at Villanova (02/09/2025)
	4	Stevie Mitchell at Marquette (01/18/2025)
	4	Aaron Scott vs St. John's (NY) (01/07/2025)
	4	Stevie Mitchell vs Marquette (12/21/2024)
	4	Solo Ball at UConn (12/18/2024)
	4	Trazarien White at TCU (12/05/2024)
	4	Vasean Allette at TCU (12/05/2024)
BLOCKED SHOTS	5	Samson Johnson vs UConn (01/25/2025)
	4	Zuby Ejiofor vs St. John's (NY) (01/07/2025)
	4	Tarris Reed Jr. at UConn (12/18/2024)
TURNOVERS	7	Steven Ashworth at Creighton (01/29/2025)
	6	RJ Luis Jr. at St. John's (NY) (01/22/2025)
FOULS	5	Oswin Erhunmwunse at Providence (02/12/2025)
	5	Caleb Williams vs Georgetown (02/04/2025)
	5	Jamiya Neal at Creighton (01/29/2025)
	5	Alex Karaban vs UConn (01/25/2025)
	5	Aaron Scott at St. John's (NY) (01/22/2025)
	5	Wooga Poplar vs Villanova (01/14/2025)
	5	Jordan Burks at Georgetown (01/03/2025)
	5	Godswill Erheriene vs Seton Hall (12/31/2024)
	5	Caleb McCarty vs South Carolina St. (12/01/2024)
	5	Collin Murray-Boyles vs South Carolina (N) (11/25/2024)
	5	Grayson Carter vs Texas Southern (11/04/2024)
5	Josh Farmer vs Texas Southern (11/04/2024)	
5	Oumar Koureissi vs Texas Southern (11/04/2024)	



**2024-25 Xavier Men's Basketball
Team Game-by-Game
All games**

Opponent	Date	Score	W	Total		3-Pointers		Free throws		Rebounds				Other Stats						
				FG-FGA	PCT	3FG-3FGA	PCT	FT-FTA	PCT	OFF	DEF	TOT	AVG	PF	A	TO	BLK	STL	PTS	AVG
Texas Southern	11/04/2024	78-69	W	19-51	.373	6-23	.261	34-41	.829	7	27	34	34.0	15	17	9	3	14	78	78.0
IU Indy	11/08/2024	94-80	W	33-59	.559	10-18	.556	18-22	.818	9	24	33	33.5	11	23	8	6	6	94	86.0
Jackson St.	11/12/2024	94-57	W	33-61	.541	16-31	.516	12-15	.800	6	40	46	37.7	20	28	10	3	7	94	88.7
Wake Forest	11/16/2024	75-60	W	23-57	.404	10-26	.385	19-22	.864	12	19	31	36.0	14	17	12	3	12	75	85.3
Siena	11/20/2024	80-55	W	33-65	.508	11-24	.458	3-4	.750	9	26	35	35.8	18	24	9	2	11	80	84.2
vs South Carolina	11/25/2024	75-66	W	28-63	.444	4-18	.222	15-21	.714	12	29	41	36.7	15	10	10	4	8	75	82.7
vs Michigan	11/27/2024	53-78	L	20-58	.345	8-23	.348	5-9	.556	10	28	38	36.9	16	7	19	0	4	53	78.4
South Carolina St.	12/01/2024	71-68	W	20-44	.455	5-18	.278	26-36	.722	5	24	29	35.9	19	18	16	5	12	71	77.5
at TCU	12/05/2024	72-76	L	28-58	.483	9-28	.321	7-9	.778	10	21	31	35.3	15	20	15	2	3	72	76.9
Morgan St.	12/10/2024	119-58	W	41-68	.603	12-18	.667	25-34	.735	16	38	54	37.2	16	25	6	2	8	119	81.1
at Cincinnati	12/14/2024	65-68	L	22-58	.379	6-19	.316	15-17	.882	9	28	37	37.2	20	13	14	0	7	65	79.6
at UConn	12/18/2024	89-94	Lot	29-58	.500	13-24	.542	18-21	.857	7	20	27	36.3	20	9	10	2	3	89	80.4
Marquette	12/21/2024	70-72	L	24-52	.462	6-19	.316	16-20	.800	6	25	31	35.9	14	16	14	3	7	70	79.6
Seton Hall	12/31/2024	94-72	W	27-47	.574	10-21	.476	30-40	.750	8	22	30	35.5	22	20	10	9	7	94	80.6
at Georgetown	01/03/2025	63-69	L	20-57	.351	5-19	.263	18-25	.720	9	26	35	35.5	19	8	11	0	8	63	79.5
St. John's (NY)	01/07/2025	72-82	L	22-60	.367	4-18	.222	24-25	.960	7	23	30	35.1	14	19	12	4	4	72	79.0
at DePaul	01/11/2025	77-63	W	26-54	.481	9-20	.450	16-20	.800	7	29	36	35.2	15	15	12	0	6	77	78.9
Villanova	01/14/2025	69-63	W	20-49	.408	10-25	.400	19-26	.731	7	21	28	34.8	16	16	11	2	6	69	78.3
at Marquette	01/18/2025	59-57	W	23-57	.404	2-17	.118	11-16	.688	8	29	37	34.9	11	12	11	3	8	59	77.3
at St. John's (NY)	01/22/2025	71-79	Lot	24-60	.400	8-20	.400	15-18	.833	9	21	30	34.7	19	20	14	6	10	71	77.0
UConn	01/25/2025	76-72	W	26-55	.473	7-17	.412	17-24	.708	8	20	28	34.3	15	14	9	3	6	76	77.0
at Creighton	01/29/2025	77-86	L	28-66	.424	9-24	.375	12-17	.706	14	18	32	34.2	15	11	8	4	8	77	77.0
Georgetown	02/04/2025	74-69	W	25-49	.510	7-18	.389	17-19	.895	4	27	31	34.1	12	18	16	1	7	74	76.8
at Villanova	02/09/2025	68-80	L	26-53	.491	8-19	.421	8-12	.667	8	22	30	33.9	12	14	14	1	8	68	76.5
at Providence	02/12/2025	91-82	W	26-59	.441	13-27	.481	26-29	.897	10	25	35	34.0	14	17	11	3	7	91	77.0
DePaul	02/15/2025	85-68	W	30-51	.588	4-15	.267	21-24	.875	3	27	30	33.8	11	19	9	0	9	85	77.3
Butler	02/18/2025	76-63	W	29-68	.426	8-25	.320	10-11	.909	4	29	33	33.8	15	21	9	3	14	76	77.3
at Seton Hall	02/23/2025	73-66	W	20-41	.488	8-22	.364	25-33	.758	4	27	31	33.7	17	14	18	3	10	73	77.1
Creighton	03/01/2025	83-61	W	33-60	.550	11-21	.524	6-8	.750	4	28	32	33.6	10	24	6	4	10	83	77.3
at Butler	03/05/2025	91-78	W	34-65	.523	7-20	.350	16-18	.889	7	25	32	33.6	18	15	5	3	8	91	77.8
Providence	03/08/2025	76-68	W	26-58	.448	7-20	.350	17-21	.810	11	24	35	33.6	13	22	11	0	8	76	77.7
vs Marquette	03/13/2025	87-89	L	30-57	.526	11-23	.478	16-19	.842	5	31	36	33.7	17	16	10	0	0	87	78.0
vs Texas	03/19/2025	86-80	W	32-58	.552	12-25	.480	10-16	.625	4	24	28	33.5	18	17	7	2	6	86	78.3
Total		2583		880-1876	.469	276-705	.391	547-692	.790	259	847	1106	33.5	516	559	366	86	252	2583	78.3
Opponents		2348		855-1923	.445	243-711	.342	395-549	.719	286	781	1067	32.3	590	475	404	131	194	2348	71.2

Xavier Averages

Games Played	Points/game	FG Pct	3FG Pct	FT Pct	Rebounds/game	Assists/game	Turnovers/game	Assist/Turnover ratio	Steals/game	Blocks/game
33	78.3	46.9	39.1	79.0	33.5	16.9	11.1	1.5	7.6	2.6



2024-25 Xavier Men's Basketball Opponents Game-by-Game All games

Opponent	Date	Score		Total		3-Pointers		Free throws		Rebounds				Other Stats						
				FG-FGA	PCT	3FG-3FGA	PCT	FT-FTA	PCT	OFF	DEF	TOT	AVG	PF	A	TO	BLK	STL	PTS	AVG
Texas Southern	11/04/2024	78-69	W	24-58	.414	10-23	.435	11-13	.846	8	26	34	34.0	31	16	17	4	7	69	69.0
IU Indy	11/08/2024	94-80	W	28-60	.467	14-28	.500	10-12	.833	8	18	26	30.0	17	15	9	2	7	80	74.5
Jackson St.	11/12/2024	94-57	W	19-66	.288	5-20	.250	14-20	.700	12	23	35	31.7	17	10	10	1	7	57	68.7
Wake Forest	11/16/2024	75-60	W	22-47	.468	5-15	.333	11-15	.733	7	22	29	31.0	18	11	18	7	5	60	66.5
Siena	11/20/2024	80-55	W	20-48	.417	6-18	.333	9-20	.450	7	22	29	30.6	13	13	16	11	6	55	64.2
vs South Carolina	11/25/2024	75-66	W	23-54	.426	4-17	.235	16-20	.800	4	27	31	30.7	19	8	12	4	4	66	64.5
vs Michigan	11/27/2024	53-78	L	30-61	.492	11-22	.500	7-14	.500	7	29	36	31.4	14	17	10	4	10	78	66.4
South Carolina St.	12/01/2024	71-68	W	23-54	.426	7-21	.333	15-22	.682	10	22	32	31.5	27	15	18	2	9	68	66.6
at TCU	12/05/2024	72-76	L	28-60	.467	6-18	.333	14-18	.778	10	21	31	31.4	13	15	8	1	13	76	67.7
Morgan St.	12/10/2024	119-58	W	22-61	.361	2-10	.200	12-22	.545	8	17	25	30.8	19	12	10	7	3	58	66.7
at Cincinnati	12/14/2024	65-68	L	22-58	.379	5-20	.250	19-26	.731	12	24	36	31.3	16	13	10	4	9	68	66.8
at UConn	12/18/2024	89-94	Lot	33-69	.478	8-24	.333	20-21	.952	14	21	35	31.6	16	21	7	10	7	94	69.1
Marquette	12/21/2024	70-72	L	29-59	.492	7-19	.368	7-11	.636	5	25	30	31.5	20	16	10	4	10	72	69.3
Seton Hall	12/31/2024	94-72	W	23-61	.377	6-13	.462	20-24	.833	15	18	33	31.6	29	13	14	3	4	72	69.5
at Georgetown	01/03/2025	63-69	L	25-56	.446	4-18	.222	15-25	.600	11	29	40	32.1	22	11	12	4	2	69	69.5
St. John's (NY)	01/07/2025	72-82	L	34-81	.420	2-16	.125	12-13	.923	20	30	50	33.3	22	16	8	8	8	82	70.3
at DePaul	01/11/2025	77-63	W	21-53	.396	10-31	.323	11-15	.733	5	23	28	32.9	18	17	12	3	4	63	69.8
Villanova	01/14/2025	69-63	W	22-51	.431	8-21	.381	11-14	.786	8	26	34	33.0	20	12	14	3	5	63	69.4
at Marquette	01/18/2025	59-57	W	23-62	.371	8-29	.276	3-7	.429	12	27	39	33.3	11	12	13	5	6	57	68.8
at St. John's (NY)	01/22/2025	71-79	Lot	28-60	.467	1-12	.083	22-27	.815	11	26	37	33.5	19	13	14	5	7	79	69.3
UConn	01/25/2025	76-72	W	26-55	.473	7-26	.269	13-17	.765	10	25	35	33.6	22	15	13	7	5	72	69.4
at Creighton	01/29/2025	77-86	L	30-57	.526	11-25	.440	15-19	.789	11	25	36	33.7	11	21	13	5	1	86	70.2
Georgetown	02/04/2025	74-69	W	27-55	.491	7-23	.304	8-13	.615	3	21	24	33.3	18	19	13	5	7	69	70.1
at Villanova	02/09/2025	68-80	L	29-57	.509	12-24	.500	10-10	1.000	6	21	27	33.0	12	16	8	0	6	80	70.5
at Providence	02/12/2025	91-82	W	36-67	.537	8-25	.320	2-10	.200	11	23	34	33.0	16	16	13	2	2	82	71.0
DePaul	02/15/2025	85-68	W	26-59	.441	7-29	.241	9-12	.750	9	20	29	32.9	20	11	13	3	4	68	70.9
Butler	02/18/2025	76-63	W	24-55	.436	6-23	.261	9-14	.643	4	34	38	33.1	12	12	20	2	5	63	70.6
at Seton Hall	02/23/2025	73-66	W	23-55	.418	4-15	.267	16-18	.889	6	17	23	32.7	25	11	14	2	7	66	70.4
Creighton	03/01/2025	83-61	W	26-58	.448	6-24	.250	3-7	.429	8	25	33	32.7	10	19	12	4	3	61	70.1
at Butler	03/05/2025	91-78	W	24-51	.471	12-28	.429	18-22	.818	3	25	28	32.6	15	15	12	4	2	78	70.4
Providence	03/08/2025	76-68	W	26-54	.481	12-24	.500	4-11	.364	8	22	30	32.5	17	19	17	1	6	68	70.3
vs Marquette	03/13/2025	87-89	L	32-66	.485	14-33	.424	11-13	.846	4	23	27	32.3	18	14	4	2	8	89	70.9
vs Texas	03/19/2025	86-80	W	27-55	.491	8-17	.471	18-24	.750	9	24	33	32.3	13	11	10	2	5	80	71.2
Total		2348		855-1923	.445	243-711	.342	395-549	.719	286	781	1067	32.3	590	475	404	131	194	2348	71.2
Xavier		2583		880-1876	.469	276-705	.391	547-692	.790	259	847	1106	33.5	516	559	366	86	252	2583	78.3

Opponents Averages

Games Played	Points/game	FG Pct	3FG Pct	FT Pct	Rebounds/game	Assists/game	Turnovers/game	Assist/Turnover ratio	Steals/game	Blocks/game
33	71.2	44.5	34.2	71.9	32.3	14.4	12.2	1.2	5.9	4.0



**2024-25 Xavier Men's Basketball
Team High/Low Analysis
All games**

Xavier - Game Highs

POINTS	119		Morgan St. (12/10/2024)
	94		Seton Hall (12/31/2024)
	94		Jackson St. (11/12/2024)
	94		IU Indy (11/08/2024)
	91		at Butler (03/05/2025)
	91		at Providence (02/12/2025)
FIELD GOALS MADE	41		Morgan St. (12/10/2024)
	34		at Butler (03/05/2025)
FIELD GOAL ATTEMPTS	68		Butler (02/18/2025)
	68		Morgan St. (12/10/2024)
FIELD GOAL PERCENTAGE	.603	(41-68)	Morgan St. (12/10/2024)
	.588	(30-51)	DePaul (02/15/2025)
3 PT FG MADE	16		Jackson St. (11/12/2024)
	13		at Providence (02/12/2025)
	13		at UConn (12/18/2024)
3 PT FG ATTEMPTS	31		Jackson St. (11/12/2024)
	28		at TCU (12/05/2024)
3 PT FG PERCENTAGE	.667	(12-18)	Morgan St. (12/10/2024)
	.556	(10-18)	IU Indy (11/08/2024)
FREE THROWS MADE	34		Texas Southern (11/04/2024)
	30		Seton Hall (12/31/2024)
FREE THROW ATTEMPTS	41		Texas Southern (11/04/2024)
	40		Seton Hall (12/31/2024)
FREE THROW PERCENTAGE	.960	(24-25)	St. John's (NY) (01/07/2025)
	.909	(10-11)	Butler (02/18/2025)
REBOUNDS	54		Morgan St. (12/10/2024)
	46		Jackson St. (11/12/2024)
ASSISTS	28		Jackson St. (11/12/2024)
	25		Morgan St. (12/10/2024)
STEALS	14		Butler (02/18/2025)
	14		Texas Southern (11/04/2024)
BLOCKED SHOTS	9		Seton Hall (12/31/2024)
	6		at St. John's (NY) (01/22/2025)
	6		IU Indy (11/08/2024)
TURNOVERS	19		vs Michigan (N) (11/27/2024)
	18		at Seton Hall (02/23/2025)
FOULS	22		Seton Hall (12/31/2024)
	20		at Georgetown (01/03/2025)
	20		at UConn (12/18/2024)
	20		at Cincinnati (12/14/2024)
	20		Jackson St. (11/12/2024)



**2024-25 Xavier Men's Basketball
Team High/Low Analysis
All games**

Opponent - Game Highs

POINTS	94		at UConn (12/18/2024)
	89		vs Marquette (N) (03/13/2025)
	86		at Creighton (01/29/2025)
	82		at Providence (02/12/2025)
	82		St. John's (NY) (01/07/2025)
FIELD GOALS MADE	36		at Providence (02/12/2025)
	34		St. John's (NY) (01/07/2025)
FIELD GOAL ATTEMPTS	81		St. John's (NY) (01/07/2025)
	69		at UConn (12/18/2024)
FIELD GOAL PERCENTAGE	.537	(36-67)	at Providence (02/12/2025)
	.526	(30-57)	at Creighton (01/29/2025)
3 PT FG MADE	14		vs Marquette (N) (03/13/2025)
	14		IU Indy (11/08/2024)
3 PT FG ATTEMPTS	33		vs Marquette (N) (03/13/2025)
	31		at DePaul (01/11/2025)
3 PT FG PERCENTAGE	.500	(14-28)	IU Indy (11/08/2024)
	.500	(12-24)	Providence (03/08/2025)
	.500	(12-24)	at Villanova (02/09/2025)
	.500	(11-22)	vs Michigan (N) (11/27/2024)
FREE THROWS MADE	22		at St. John's (NY) (01/22/2025)
	20		Seton Hall (12/31/2024)
	20		at UConn (12/18/2024)
FREE THROW ATTEMPTS	27		at St. John's (NY) (01/22/2025)
	26		at Cincinnati (12/14/2024)
FREE THROW PERCENTAGE	1.000	(10-10)	at Villanova (02/09/2025)
	.952	(20-21)	at UConn (12/18/2024)
REBOUNDS	50		St. John's (NY) (01/07/2025)
	40		at Georgetown (01/03/2025)
ASSISTS	21		at Creighton (01/29/2025)
	21		at UConn (12/18/2024)
STEALS	13		at TCU (12/05/2024)
	10		Marquette (12/21/2024)
	10		vs Michigan (N) (11/27/2024)
BLOCKED SHOTS	11		Siena (11/20/2024)
	10		at UConn (12/18/2024)
TURNOVERS	20		Butler (02/18/2025)
	18		South Carolina St. (12/01/2024)
	18		Wake Forest (11/16/2024)
FOULS	31		Texas Southern (11/04/2024)
	29		Seton Hall (12/31/2024)



**2024-25 Xavier Men's Basketball
Team High/Low Analysis
All games**

Xavier - Game Lows

POINTS	53 59 63 65 68	vs Michigan (N) (11/27/2024) at Marquette (01/18/2025) at Georgetown (01/03/2025) at Cincinnati (12/14/2024) at Villanova (02/09/2025)
FIELD GOALS MADE	19 20 20 20 20 20	Texas Southern (11/04/2024) at Seton Hall (02/23/2025) Villanova (01/14/2025) at Georgetown (01/03/2025) South Carolina St. (12/01/2024) vs Michigan (N) (11/27/2024)
FIELD GOAL ATTEMPTS	41 44	at Seton Hall (02/23/2025) South Carolina St. (12/01/2024)
FIELD GOAL PERCENTAGE	.345 (20-58) .351 (20-57)	vs Michigan (N) (11/27/2024) at Georgetown (01/03/2025)
3 PT FG MADE	2 4 4 4	at Marquette (01/18/2025) DePaul (02/15/2025) St. John's (NY) (01/07/2025) vs South Carolina (N) (11/25/2024)
3 PT FG ATTEMPTS	15 17 17	DePaul (02/15/2025) UConn (01/25/2025) at Marquette (01/18/2025)
3 PT FG PERCENTAGE	.118 (2-17) .222 (4-18) .222 (4-18)	at Marquette (01/18/2025) St. John's (NY) (01/07/2025) vs South Carolina (N) (11/25/2024)
FREE THROWS MADE	3 5	Siena (11/20/2024) vs Michigan (N) (11/27/2024)
FREE THROW ATTEMPTS	4 8	Siena (11/20/2024) Creighton (03/01/2025)
FREE THROW PERCENTAGE	.556 (5-9) .625 (10-16)	vs Michigan (N) (11/27/2024) vs Texas (N) (03/19/2025)
REBOUNDS	27 28 28 28	at UConn (12/18/2024) vs Texas (N) (03/19/2025) UConn (01/25/2025) Villanova (01/14/2025)
ASSISTS	7 8	vs Michigan (N) (11/27/2024) at Georgetown (01/03/2025)
STEALS	0 3 3	vs Marquette (N) (03/13/2025) at UConn (12/18/2024) at TCU (12/05/2024)
BLOCKED SHOTS	0 0 0 0 0 0 0	vs Marquette (N) (03/13/2025) Providence (03/08/2025) DePaul (02/15/2025) at DePaul (01/11/2025) at Georgetown (01/03/2025) at Cincinnati (12/14/2024) vs Michigan (N) (11/27/2024)
TURNOVERS	5 6 6	at Butler (03/05/2025) Creighton (03/01/2025) Morgan St. (12/10/2024)
FOULS	10 11 11 11	Creighton (03/01/2025) DePaul (02/15/2025) at Marquette (01/18/2025) IU Indy (11/08/2024)



**2024-25 Xavier Men's Basketball
Team High/Low Analysis
All games**

Opponent - Game Lows

POINTS	55		Siena (11/20/2024)
	57		at Marquette (01/18/2025)
	57		Jackson St. (11/12/2024)
	58		Morgan St. (12/10/2024)
	60		Wake Forest (11/16/2024)
FIELD GOALS MADE	19		Jackson St. (11/12/2024)
	20		Siena (11/20/2024)
FIELD GOAL ATTEMPTS	47		Wake Forest (11/16/2024)
	48		Siena (11/20/2024)
FIELD GOAL PERCENTAGE	.288	(19-66)	Jackson St. (11/12/2024)
	.361	(22-61)	Morgan St. (12/10/2024)
3 PT FG MADE	1		at St. John's (NY) (01/22/2025)
	2		St. John's (NY) (01/07/2025)
	2		Morgan St. (12/10/2024)
3 PT FG ATTEMPTS	10		Morgan St. (12/10/2024)
	12		at St. John's (NY) (01/22/2025)
3 PT FG PERCENTAGE	.083	(1-12)	at St. John's (NY) (01/22/2025)
	.125	(2-16)	St. John's (NY) (01/07/2025)
FREE THROWS MADE	2		at Providence (02/12/2025)
	3		Creighton (03/01/2025)
	3		at Marquette (01/18/2025)
FREE THROW ATTEMPTS	7		Creighton (03/01/2025)
	7		at Marquette (01/18/2025)
FREE THROW PERCENTAGE	.200	(2-10)	at Providence (02/12/2025)
	.364	(4-11)	Providence (03/08/2025)
REBOUNDS	23		at Seton Hall (02/23/2025)
	24		Georgetown (02/04/2025)
ASSISTS	8		vs South Carolina (N) (11/25/2024)
	10		Jackson St. (11/12/2024)
STEALS	1		at Creighton (01/29/2025)
	2		at Butler (03/05/2025)
	2		at Providence (02/12/2025)
	2		at Georgetown (01/03/2025)
BLOCKED SHOTS	0		at Villanova (02/09/2025)
	1		Providence (03/08/2025)
	1		at TCU (12/05/2024)
	1		Jackson St. (11/12/2024)
TURNOVERS	4		vs Marquette (N) (03/13/2025)
	7		at UConn (12/18/2024)
FOULS	10		Creighton (03/01/2025)
	11		at Creighton (01/29/2025)
	11		at Marquette (01/18/2025)



2024-25 Xavier Men's Basketball Combined Team Statistics All games

Game Records

Record	Overall	Home	Away	Neutral
ALL GAMES	22-11	15-2	5-7	2-2
CONFERENCE	13-7	8-2	5-5	0-0
NON-CONFERENCE	9-4	7-0	0-2	2-2

Score by Periods

Team	1st	2nd	OT	TOT
Xavier	1210	1356	17	2583
Opponents	1042	1276	30	2348

Team Box Score

No.	Player				Total		3-Point		F-Throw		Rebounds								PTS	AVG		
		GP-GS	MIN	AVG	FG-FGA	FG%	3FG-3FGA	3FG%	FT-FTA	FT%	OFF	DEF	TOT	AVG	PF	DQ	A	TO			BLK	STL
32	FREEMANTLE, Zach	30-28	929:32	31.0	200-382	.524	29-96	.302	88-115	.765	52	157	209	7.0	59	1	63	53	24	31	517	17.2
7	CONWELL, Ryan	33-33	1085:07	32.9	173-381	.454	98-235	.417	106-129	.822	9	83	92	2.8	82	3	84	54	6	43	550	16.7
3	SWAIN, Dailyn	33-32	937:52	28.4	124-235	.528	4-23	.174	94-116	.810	32	146	178	5.4	67	1	86	55	20	50	346	10.5
20	MCKNIGHT, Dayvion	33-33	1076:12	32.6	105-249	.422	19-54	.352	84-106	.792	10	77	87	2.6	72	0	142	53	7	47	313	9.5
1	FOSTER, Marcus	33-33	896:32	27.2	89-216	.412	44-110	.400	43-56	.768	28	133	161	4.9	64	0	67	32	5	32	265	8.0
21	MADDOX JR., Dante	33-0	620:45	18.8	69-169	.408	44-109	.404	58-68	.853	10	69	79	2.4	47	1	51	24	6	27	240	7.3
2	HUNTER, Jerome	33-6	627:57	19.0	67-133	.504	16-30	.533	40-52	.769	39	66	105	3.2	66	1	28	40	16	17	190	5.8
0	GREEN, Trey	9-0	97:41	10.9	14-35	.400	9-24	.375	8-8	1.000	2	6	8	0.9	8	0	9	8	0	3	45	5.0
4	HUGLEY IV, John	33-0	320:33	9.7	32-66	.485	10-19	.526	24-40	.600	17	49	66	2.0	45	0	23	27	2	1	98	3.0
11	FLETCHER, Cam'Ron	11-0	45:52	4.2	5-6	.833	2-3	.667	2-2	1.000	1	11	12	1.1	5	0	3	0	0	1	14	1.3
31	SABOURIN, Ian	2-0	02:55	1.5	1-1	1.000	0-0	.000	0-0	.000	0	0	0	0.0	1	0	0	0	0	0	2	1.0
45	COLBERT, Bradley	3-0	06:44	2.2	1-3	.333	1-2	.500	0-0	.000	1	0	1	0.3	0	0	2	1	0	0	3	1.0
25	WOLF, Michael	1-0	00:46	0.8	0-0	.000	0-0	.000	0-0	.000	0	0	0	0.0	0	0	0	0	0	0	0	0.0
35	NUNGE, Bob	1-0	00:46	0.8	0-0	.000	0-0	.000	0-0	.000	0	0	0	0.0	0	0	1	0	0	0	0	0.0
15	THOLE, Henry	1-0	00:46	0.8	0-0	.000	0-0	.000	0-0	.000	0	0	0	0.0	0	0	0	0	0	0	0	0.0
Team											58	50	108					19				
Total		33	6650		880-1876	.469	276-705	.391	547-692	.790	259	847	1106	33.5	516	7	559	366	86	252	2583	78.3
Opponents		33	6650		855-1923	.445	243-711	.342	395-549	.719	286	781	1067	32.3	590	13	475	404	131	194	2348	71.2

Team Statistics

	XU	OPP
Scoring	2583	2348
Points per game	78.3	71.2
Scoring margin	+7.1	-
Field goals-att	880-1876	855-1923
Field goal pct	.469	.445
3 point fg-att	276-705	243-711
3-point FG pct	.391	.342
3-pt FG made per game	8.4	7.4
Free throws-att	547-692	395-549
Free throw pct	.790	.719
F-Throws made per game	16.6	12.0
Rebounds	1106	1067
Rebounds per game	33.5	32.3
Rebounding margin	+1.2	-
Assists	559	475
Assists per game	16.9	14.4
Turnovers	366	404
Turnovers per game	11.1	12.2
Turnover margin	+1.2	-
Assist/turnover ratio	1.5	1.2
Steals	252	194
Steals per game	7.6	5.9
Blocks	86	131
Blocks per game	2.6	4.0
Winning streak	1	-
Home win streak	7	-
Attendance	173013	126962
Home games-Avg/Game	17-10177	12-10580
Neutral site-Avg/Game	-	4-9840

Team Results

Date	Opponent		Score	Att.
11/04/2024	Texas Southern	W	78-69	10212
11/08/2024	IU Indy	W	94-80	10224
11/12/2024	Jackson St.	W	94-57	10107
11/16/2024	Wake Forest	W	75-60	10455
11/20/2024	Siena	W	80-55	10067
11/25/2024	vs South Carolina	W	75-66	3500
11/27/2024	vs Michigan	L	53-78	3500
12/01/2024	South Carolina St.	W	71-68	9512
12/05/2024	at TCU	L	72-76	5156
12/10/2024	Morgan St.	W	119-58	9840
12/14/2024	at Cincinnati	L	65-68	12513
12/18/2024	at UConn	Lot	89-94	15684
12/21/2024	Marquette	L	70-72	10452
12/31/2024	Seton Hall	W	94-72	10212
01/03/2025	at Georgetown	L	63-69	6640
01/07/2025	St. John's (NY)	L	72-82	9328
01/11/2025	at DePaul	W	77-63	5711
01/14/2025	Villanova	W	69-63	10077
01/18/2025	at Marquette	W	59-57	17881
01/22/2025	at St. John's (NY)	Lot	71-79	14545
01/25/2025	UConn	W	76-72	10613
01/29/2025	at Creighton	L	77-86	17056
02/04/2025	Georgetown	W	74-69	10212
02/09/2025	at Villanova	L	68-80	8462
02/12/2025	at Providence	W	91-82	5752
02/15/2025	DePaul	W	85-68	10473
02/18/2025	Butler	W	76-63	10023
02/23/2025	at Seton Hall	W	73-66	9337
03/01/2025	Creighton	W	83-61	10674
03/05/2025	at Butler	W	91-78	8225
03/08/2025	Providence	W	76-68	10532
03/13/2025	vs Marquette	L	87-89	19812
03/19/2025	vs Texas	W	86-80	12546