

# IDAHO VANDALS

## 2025 FOOTBALL



ATHLETIC COMMUNICATIONS | FB CONTACT: AUSTIN CHRISTENSEN | C: 801-792-0270 | E: AUSTINC@UIDAHO.EDU

### 2025 SCHEDULE

	AT WASHINGTON ST. AUG. 30 - PULLMAN, WASH.	L, 10-13
	ST. THOMAS SEPT. 6 - MOSCOW, IDAHO	W, 37-30
	UTAH TECH SEPT. 13 - MOSCOW, IDAHO	W, 20-6
	AT SAN JOSE STATE SEPT. 20 - SAN JOSE, CALIF.	L, 28-31
	AT MONTANA* SEPT. 27 - MISSOULA, MONT.	L, 30-41
	NORTHERN COLORADO* OCT. 11 - MOSCOW, IDAHO	L, 33-49
	AT EASTERN WASH.* OCT. 18 - CHENEY, WASH.	L, 14-21
	PORTLAND STATE* OCT. 25 - MOSCOW, IDAHO	W, 45-6
	AT NORTHERN ARIZ.* OCT. 31 - FLAGSTAFF, ARIZ.	7:30 P.M.
	UC DAVIS* NOV. 8 - MOSCOW, IDAHO	4:00 P.M.
	AT SACRAMENTO ST.* NOV. 15 - SACRAMENTO, CALIF.	6:00 P.M.
	IDAHO STATE* NOV. 22 - MOSCOW, IDAHO	1:00 P.M.
	FCS PLAYOFFS TBD	TBD

### GAME 9 - NORTHERN ARIZONA



#### IDAHO VANDALS

2025 Record (Streak)..... 3-5 (W1)  
 2025 Big Sky..... 1-3  
 2025 Away Record ..... 0-3  
 Head Coach..... Thomas Ford  
 Record at Idaho ..... 3-5  
 Career Record..... 3-5



#### NORTHERN ARIZONA LUMBERJACKS

2025 Record (Streak)..... 5-3 (W1)  
 2025 Big Sky..... 2-2  
 2025 Home Record..... 2-1  
 Head Coach..... Brian Wright  
 Record at Northern Arizona..... 13-8  
 Career Record..... 50-16

#### GAME DETAILS

OCT. 31 | 7:30 P.M.  
**FLAGSTAFF, ARIZONA**  
 Venue..... Findlay Toyota Field  
 Capacity..... 11,230  
 Playing Surface..... Field Turf  
 Series vs. NAU..... 19-6-0  
 In Flagstaff..... 10-3-0  
 Last Meeting..... Oct. 5, 2024 (W, 23-17)  
 First Meeting..... Sept. 20, 1975 (W, 22-12)

Rankings (Stats/Coaches)  
 Idaho..... -/  
 Northern Arizona..... -/

TV..... ESPN 2  
 Streaming..... ESPN+  
 Play-by-Play..... Courtney Lyle  
 Analyst..... Rene Ingoglia  
 Sideline.....

Radio..... Vandal Radio Network  
 Play-by-Play..... Dennis Patchin  
 Analyst..... Patrick Libey  
 Live Stream..... GoVandals.com

Website..... GoVandals.com  
 ..... nauathletics.com  
 X..... @VandalFootball  
 ..... @NAU\_Football

\*Big Sky Conference games ^FCS Playoffs||All times Pac and subject to change

### TEAM COMPARISON

IDAHO		NAU
386.1	Total Offense	402.8
179.1	Rushing Offense	151.4
207	Passing Offense	251.4
138.88	Team Passing Efficiency	138.95
271	Scoring Offense	29.5
358.4	Total Defense	403.4
136.5	Rushing Defense	155.8
221.9	Passing Yards Allowed	247.6
138.74	Team Passing Efficiency Defense	143.57
24.6	Scoring Defense	31.9
-0.13	Turnover Margin	0
0.434	3rd Down Conversion Pct	0.393
0.684	4th Down Conversion Pct	0.619
0.351	3rd Down Conversion Pct Defense	0.434
0.714	4th Down Conversion Pct Defense	0.714
0.917	Red Zone Offense	0.903
0.839	Red Zone Defense	0.926
36.85	Net Punting	37.55
763	Punt Returns	7.18
20.44	Kickoff Returns	20.7
167	First Downs Offense	173
144	First Downs Defense	172
5.5	Fewest Penalties Per Game	5.63
44.13	Fewest Penalty Yards Per Game	49
32:27	Time of Possession	31:52

### QUICK GLANCE

**THE GAME:** This is the 26th time the Vandals and the Lumberjacks have played each other in series history. Idaho owns a 19-6 record in the series that dates back to 1975, the Vandals are 10-3 in Flagstaff. This matchup features two of the best quarterbacks in the Big Sky Conference with Idaho's Joshua Wood and NAU's Ty Pennington. Both teams are coming off wins last weekend with the Vandals defeating Portland State 45-6, NAU defeated Idaho State 31-18.

**ABOUT IDAHO:** This is Idaho's third game on national TV this season and the second time the Vandals will have been featured on linear ESPN networks. Vandal quarterback Joshua Wood made his return to the field last week as the Idaho offense scored 45 points - the most it has scored in a game since Nov. 2023 - en route to giving head coach Thomas Ford Jr. his first Big Sky Conference win as head coach of the Vandals. By yardage, Idaho has the second best defense in the Big Sky Conference, holding opponents to just 358 yards per game. The Idaho defense has generated three turnovers in its last two games, two of which were interceptions by cornerback Deuce Blenman.

**ABOUT NORTHERN ARIZONA:** The Lumberjacks enter the game at 5-3 (2-2) on the season and in fifth place in the Big Sky Conference race. Statistically, NAU ranks in the middle of the pack in many different categories, ranking fifth in the Big Sky in offensive yards per game and eighth in the Big Sky in defensive yards per game. Quarterback Ty Pennington - one of the more talented quarterbacks in the conference - has the third most passing yards in the league with 1,973.

# PICK SIX

**1. P1FCU KIBBIE DOME 50TH ANNIVERSARY:** All season long, the Idaho Vandals will be celebrating the 50th anniversary of one of the most unique facilities in the United States—the P1FCU Kibbie Dome. Idaho Athletics released a Kibbie Dome figurine that is currently on sale, and will be releasing memories and some of the top moments in the history of the building all throughout the year. Idaho went 6-0 in the Kibbie Dome last season, and hosts another six regular season games at home in 2025. With Idaho’s victories against St. Thomas and Utah Tech, the Vandal home win streak extended to eight games —Idaho’s third longest winning streak in the Dome since 1975.

**2. BUILDING THE BRAND:** With the Vandals’ success on the field over the years and increased ratings and exposure, it’s no wonder the Vandal football team will be on national tv three times this season. Idaho opened the season against Washington State on The CW, and was selected to be on the ESPN Networks for its game against Montana, as well as ESPN2 for its game against Northern Arizona. The Vandals will also be the only team in the northwest, and one of two FCS teams to have a Spanish radio broadcast this season. The Vandals will be broadcasting its home games against St. Thomas, N. Colorado, Portland State, UC Davis, and Idaho State in Spanish on 100.7 FM, on GoVandals.com, and on the Varsity Network app.

**3. OLD-TIME BIG SKY RIVALS:** Idaho and NAU play in a series that dates back to 1975. Idaho has won the last two matchups in the series and has won 12 of the last 14 games. The last time the Lumberjacks beat Idaho in Flagstaff came in the spring season in 2021. Prior to that, NAU’s last win against Idaho in Flagstaff happened in 1981.

**4. VANDAL QB ROOM:** **Joshua Wood** joins the team after having spent the prior two seasons with Fresno State. Wood, who is electric with the ball in his hands, led the Vandals in rushing in the season opener against Washington State, becoming the first Vandal since 2021 to rush for over 100 yards in a game. Wood, per PFSN, is the highest graded quarterback in the Big Sky Conference and was ranked sixth in FCS prior to missing Idaho’s game against Northern Colorado. **Jack Wagner** is the most experienced of the returning players. In his start against the Northern Colorado Bears, Wagner threw for 237 yards and a touchdown. The Vandals are also returning **Nick Josifek** who appeared in six games for Idaho in 2024, throwing for 282 yards and a pair of touchdowns. Josifek also saw action in Idaho’s game against EWU, and threw for a 40-yard touchdown in the fourth quarter. **Rocco Koch**, one of the best runners on the team, comes back to the team and has led the team in rushing twice this season - setting his career high in rushing yards in a game with 81 against Northern Colorado, then broke it the following week against EWU with 84 yards.

**5. STRONG SCHEDULE TO START THE SEASON:** To start the season, Idaho’s schedule was ranked the 11th strongest in the nation. After having played FBS opponents Washington State and San Jose State on the road, as well as No. 4 Montana on the road, the Vandals currently have the 13th strongest schedule in the nation per Massey Ratings. Idaho still has games against Northern Arizona on the road as well as UC Davis, both of which are currently ranked in the top 25. Sacramento State, which Idaho will play on the road later this year, was also ranked in the top 25 to start the season.

**6. FRESHMEN WIDE RECEIVERS:** One of the most exciting things about the Vandal receiving corps is their youth. Of the players who have made contributions in the Idaho aerial attack, five of them are freshmen. Ryan Jezioro (RFr.) leads the team in receptions, yards, and receiving touchdowns. Daveon Superales (Fr.) was playing quarterback up until spring ball and has made big plays in the receiving game and has been a returner as well. Marquawn McCraney (RFr.) had a breakout game with a team season high of 105 yards against Eastern Washington, and had another touchdown catch last game.

# QUICK FACTS

## UNIVERSITY INFORMATION

Location..... Moscow, Idaho  
 Founded..... 1889  
 Enrollment..... 12,286  
 Nickname..... Vandals  
 Colors..... Silver and Pride Gold  
 Affiliation..... Division I-FCS  
 Conference ..... Big Sky  
 President..... C. Scott Green  
 Athletics Director..... Terry Gawlik  
 NCAA Faculty Rep. .... Brian Wolf  
 Sport Admin ..... Tim Mooney  
 Athletic Dept. Phone..... 208-885-0200  
 Football Phone..... 208-885-0235  
 Ticket Office..... 208-885-6466  
 ..... 1-888-884-3246  
 Press Box Phone ..... 208-921-7396

## FOOTBALL INFORMATION

2025 Record..... 3-5  
 2025 BSC Record..... 1-3  
 2024 BSC Finish..... 3rd  
 2024 Postseason ..... FCS Playoff Quarterfinal  
 All-Time Record ..... 509-653-28

## STADIUM INFORMATION

Home Facility..... P1FCU Kibbie Dome  
 Capacity..... 15,250  
 Surface ..... Field Turf  
 Stadium Opening..... 9/20/1975  
 All-Time Record ..... 166-98-1

## HEAD COACH AT A GLANCE

Head Coach ..... Thomas Ford Jr.  
 Alma Mater: ..... Linfield, 2004  
 Career Record ..... 3-5/First Year  
 Idaho Record..... 3-5  
 Big Sky Record ..... 1-3

## COACHING STAFF

Matt Linehan ..... Offensive Coord./QBs  
 Cort Dennison..... Defensive Coord./LBs  
 Neil Fendall..... Special Teams/Safeties  
 Loren Endsley..... Offensive Line/Run Game  
 Sheldon Cross ..... Recruiting Coord./TEs  
 Treston Decoud..... Cornerbacks  
 Lance Dunbar..... Running Backs  
 Tevita Finau..... Defensive Line  
 Tyler Paopao..... Wide Receivers  
 Avery Roberts..... Edge Rushers  
 Mikee Farrar ..... Defensive Assistant  
 JD Johnson..... Asst. AD-General Manager  
 Jamel Cooper ..... Strength & Cond. Coach  
 Skyler Cracraft..... ST Quality Control  
 Ian Crocker..... Defensive Quality Control  
 JJ Lemming..... Offensive Quality Control  
 Andrew Morgan..... Asst. Director of Recruiting

## COMMUNICATIONS

Dir. of Athletic Comms..... Austin Christensen  
 Cell phone ..... 801-792-0270  
 E-mail..... austinc@uidaho.edu

# STATS AND NOTES

## HIGH-OCTANE OFFENSE

In Idaho's win against Portland State, the Vandal offense was showcased and lit up the scoreboard for 45 points - the most Idaho has scored since Nov. 2023. Elisha Cummings had a career-high 100 receiving yards, 65 rushing yards and two total touchdowns.

## NEW TRANSFERS

The Vandals added 19 transfers this offseason. Lonyatta Alexander Jr. (WR), Will Cornelson (LB), Hysan Dalton (DB), Kaden Haeckel (OL), Maurice Heims (DL), Garrison Hickle (OL), Gabe Hoffmann (TE), Tim Jackson (S), Frederick Lujan III (DL), Hikifo'Ou Maile (DL), Jahman McNeil (LB), Donovan Parham (DE), Nathan Pritchard (OL), Khaled Rawls (DB), Kai Richardson (DE), Zakhari Spears (DB), Howard Stedford (OL), Joshua Wood (QB), and Zach Wusstig (S) are the new faces from the transfer portal on this season's team.

## QB1

Joshua Wood was named the starting quarterback during fall camp. Wood, who scored seven total touchdowns at Fresno State last season, was mostly used as a running quarterback, finding the end zone six times with his legs. Wood leads the Vandals with 408 rushing yards, 7.6 yards per carry, and six touchdowns this season. He is the highest-graded quarterback in the Big Sky Conference per PFSN.

## KEY DEFENSIVE RETURNERS

Isiah King is the Vandals' top-returning tackler from last season (48.0) and was voted as a Preseason All-Conference selection by Big Sky coaches and media. King had the best game of his career at Washington State, recording career highs in tackles, tackles for loss, solo tackles, and sacks. Spokane native, Zach Krotzer, was also named to the Preseason All-Conference team after recording 40 tackles, three tackles for loss, a sack and a pick last season.

## KEY OFFENSIVE RETURNERS

The Vandal offense returns three explosive running backs in Elisha Cummings, Nate Thomas, and Art Williams. Tight end Jake Cox is back for his final season, and UI is bringing back five offensive linemen who started games last season. The wide receiver room also returns talented players in Emmerson Cortez-Menjivar, Tony Harste, and Ryan Jezioro.

## TIME OF POSSESSION

Idaho has controlled the clock better than anyone in the Big Sky Conference this season. The Vandals have won the time of possession battle in six of their seven games this season, and rank 10th in the nation, controlling the ball for over 33

minutes a game this season.

## NEW LOOK FOR THE PASS CATCHERS

The wide receiver group is highlighted by the returns of Michael Graves, Tony Harste, and Emmerson Cortez-Menjivar. Ryan Jezioro, a redshirt-freshman from Peoria, Ariz., has led the team in receiving through the first seven games this year.

For the tight ends, Idaho brings back Jake Cox who has caught six touchdowns over the last two seasons. Gabe Hoffmann also transferred home to the PNW after spending the last two seasons at Eastern Michigan.

## RETURN OF TURB

Elisha Cummings, known as "Turb" or "Turbo" by his teammates and coaches, is back for his final season in 2025. He has rushed for over 1,500 and seven touchdowns in his three years as a Vandal,

## NEW LOOK COACHING STAFF

With the appointment of Thomas Ford Jr. as head coach, he brought along a lot of new faces with him. Vandal legend Matt Linehan returns to the staff as offensive coordinator for the 2025 squad. Cort Dennison, who has had previous stops at Missouri State, Louisville, Utah, and Oregon, is the team's defensive coordinator. Coaches Lance Dunbar (RBs), Loren Endsley (OL), and Tevita Finau (DL) all have experience playing in the NFL. He also brought in coaches Neil Fendall (ST/S), Sheldon Cross (TEs), Treston Decoud (CBs), Tyler Paopao (WRs), and Avery Roberts (Edge).

## TRUE FRESHMEN BREAK OUT

Sawyer Teeney, of Silverton, Ore., was awarded a scholarship on Aug. 20 after an impressive showing in fall camp.

Cornerback Caleb Ricks - who grew up in Rancho Cucamonga, Calif. and later moved to Gonzales, La. - has tremendous size for his position and great intuition, especially considering his age. He is one of two true freshmen in the nation to start every game for his team at cornerback.

Daveon Superales, a wide receiver who was born in Guam and later moved to Graham, Wash., had never played wide receiver prior to this season. He was Joshua Wood's backup quarterback in high school. After playing receiver in spring camp, Superales hopes to make an impact for the Vandals this season, and caught three receptions for 56 yards against San Jose State. He also had 98 receiving yards in Idaho's game against Montana.

## ALL-BIG SKY HONORS

Idaho returns two players from last year's team that were named to all-conference teams in offensive lineman Nate Azzopardi and linebacker Isiah King.

Heading into this year, Azzopardi, King, and defensive lineman Zach Krotzer were all named to the Preseason All-Conference team as named by the coaches and media.

Azzopardi has appeared in over 40 games for the Vandals over his career and was unanimously voted a team captain prior to the 2023 season. In 2024, he had an 87.7 pass block grade from Pro Football Focus.

King, Idaho's top-returning tackler from a season ago, was a big-time defensive playmaker last season. With 48 tackles, 2.5 tackles for loss, and a pair of interceptions, King looks to build on his success from a year ago.

Returning for his fifth year of action with the Vandals, Krotzer has become a leader on the defense. Over the course of his career he has appeared in over 40 games and has recorded 55 tackles, two sacks, and a pick over that same time frame.

## NEW LEADERS AT LINEBACKER

Although he's not new to Idaho, Isiah King's role for the Vandals looks different this season. King, a proven playmaker on Idaho's defense, is the Vandals' top-returning tackler and has taken a leadership role this season. He is currently leading the team with 50.0 total tackles and has recorded 5.0 TFL.

Another returner who looks to have a different role in this season's defense is Dylan Layne. When asked about who has stood out on defense throughout fall camp, wide receiver Tony Harste responded by saying, "Dylan Layne. He is the guy on defense." Layne is Idaho's second leading tackler with 49.0 tackles in the first seven games of the season.

Idaho also brought in JUCO superstar Will Cornelson to the linebacker room. Last season at Tyler Junior College, Cornelson recorded 126 tackles and 21.5 tackles for loss - both of which led the NJCAA. He was given All-American honors following his unbelievable season, and was named one of three finalists for the JUCO Weekly Trophy - the annual award given to the top individual player of any position at the JUCO level.

## THE HOME TEAM

Idaho is proud of its home in the Pacific Northwest. 71 Idaho football players (64% of the team) come Idaho, Oregon, or Washington.

# STATS AND NOTES

## AZZOPARDI NAMED TO NATIONAL WATCHLIST

In late July, offensive lineman Nate Azzopardi was named to the Shrine Bowl 1,000 Watchlist. The list recognizes the top 1,000 players who are eligible for an all-star game in college football. Azzopardi was one of eight players from the Big Sky to be named to the watchlist, and was one of 50 players from an FCS school to appear on it. He has played in 26 games for the Vandals over the past two seasons and has been named a captain for each of the last two seasons as well.

## DOME FIELD ADVANTAGE

With Idaho's wins against St. Thomas, Utah Tech, and Portland State, the Vandals are now 166-98-1 in the Dome. The Vandals are 28-12 at home since returning to the Big Sky Conference in 2018. The Dome has been a finalist in the College Campus Tour Best FCS Stadium Bracket in back-to-back years and was picked as the 26th-best stadium in all of college football by a panel of 14 ESPN writers, the highest-ranked FCS stadium, one spot ahead of the Cotton Bowl, three spots ahead of Boise State's Stadium, and 12 spots ahead of WSU's Gesa Field.

## 2025 TEAM CAPTAINS

The 2025 team captains were voted on by the team. The Vandals have six captains this season and they will rotate who is captain on a game-by-game basis. Nate Azzopardi, Dylan Layne, Joshua Wood, Sam Brown, Jake Cox, and Zach Krotzer are this year's captains.

## McLAIN HAS CAREER YEAR

R-So. and Priest River, Idaho native, Matyus McLain is having a career year. McLain currently leads the Vandals with 10.0 tackles for loss, and is the team's leader in sacks with 3.0.

## OFFENSIVE LINE CONTINUATION

Idaho returns plenty of experience and has five offensive linemen who started games for the Vandals last season (Layton Vining, Kiegan Henson, Tyler Skinner, Charlie Vliem and Nate Azzopardi). In addition, Leon Evans, a projected starter for UI, saw action in four games last year. The Vandals also brought in several offensive linemen with high-level FBS experience (Garrison Hickie - Indiana, Nathan Pritchard - Washington State, Kaden Haeckel - Arizona State).

## IDAHO VS RANKED TEAMS

In addition to having two games scheduled against FBS teams, Idaho is slated to play against four teams that were ranked in the the Stats Perform Preseason Top 25. The Vandals will square off against Montana, UC Davis, Northern Arizona, and Sacramento State. Idaho played five teams ranked in the top 25 last season, notching a 3-2 record.

## IDAHO ALUMNI IN THE NFL

Idaho legend and current Atlanta Falcon Kaden Elliss was recently listed as the No. 68 best player in the NFL by PFSN, and was named a team captain. Vandal corner back Marcus Harris was drafted in the fifth round of the 2025 NFL Draft by the Tennessee Titans. Long snapper Hogan Hatten is currently with the Detroit Lions, and Christian Elliss (Patriots) is also playing in the NFL.

## KICKER BATTLE

In what has proven to be an intense kicker battle, Owen Adams was recently named the starting kicker. He went a flawless 2-2 in Idaho's game at No. 4 Montana, making from 31 and 41 yards.

## STABLE OF RUNNING BACKS

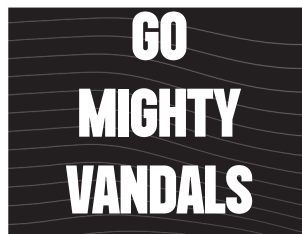
Idaho's ground attack of Elisha Cummings, Nate Thomas, Art Williams, and Joshua Wood has

been one of the strongest rushing groups in the nation. With nearly 200 yards per game, Idaho's ground game has been one of the most exciting in the nation. Quarterback Joshua Wood is one of the best in the Big Sky with 346 rushing yards.

In addition to having one of the most talented running-back rooms in FCS, Thomas Ford - a former running back and running backs coach - brought in former Dallas Cowboy and Los Angeles Ram, Lance Dunbar to lead them. In college, Dunbar became a North Texas Mean Green legend and rewrote the UNT record book.



**DOME FIELD ADVANTAGE**  
Idaho has won 26 games in the PIFCU Kibbie Dome over the last three seasons, and has ranked in the top 20 in the nation in attendance in back-to-back years



# PLAYERS OF THE GAME

After every game, the coaching staff will designate Players of the Game. The Battle Axe Award will go to the athlete that is the most competitive.

## Game 1 - Washington State

**BATTLE AXE:** Isiah King  
**OFFENSE:** Nate Azzopardi  
**DEFENSE:** Matyus McLain  
**SPECIAL TEAMS:** LJ Harm

## Game 2 - St. Thomas

**BATTLE AXE:** Joshua Wood  
**OFFENSE:** Ryan Jezioro  
**DEFENSE:** Isiah King  
**SPECIAL TEAMS:** Owen Adams

## Game 3 - Utah Tech

**BATTLE AXE:** Art Williams  
**OFFENSE:** Offensive Line  
**DEFENSE:** Dylan Layne  
**SPECIAL TEAMS:** Owen Forsman

## Game 4 - San Jose State

**BATTLE AXE:** Leon Evans  
**OFFENSE:** Noah West-Baranco  
**DEFENSE:** Jhamell Blenman  
**SPECIAL TEAMS:** Brayden Rice

## Game 5 - Montana

**BATTLE AXE:** Joshua Wood  
**OFFENSE:** Kiegan Henson  
**DEFENSE:** Isiah King  
**SPECIAL TEAMS:** Owen Adams

## Game 6 - Northern Colorado

**BATTLE AXE:** Rocco Koch  
**OFFENSE:** Elisha Cummings  
**DEFENSE:** Zach Wusstig  
**SPECIAL TEAMS:** Noah West-Baranco

## Game 7 - Eastern Washington

**BATTLE AXE:** Matyus McLain  
**OFFENSE:** Marquawn McCraney  
**DEFENSE:** Dylan Layne  
**SPECIAL TEAMS:** Brayden Rice

## Game 8 - Portland State

**BATTLE AXE:** Joshua Wood  
**OFFENSE:** Layton Vining  
**DEFENSE:** Sam Brown  
**SPECIAL TEAMS:** Zakhari Spears

# STATS AND NOTES

## IDAHO FCS VS FBS WINS

Idaho Football's Wyoming was the 10th Vandal FCS vs FBS win since the 1978 division split. It was the second in as many years, with Idaho rolling Nevada 33-6 in 2023. Before the Nevada win, the last came in 1994 against UNLV, two seasons before the Vandals jumped into the FBS. It was the first FBS win since returning to FCS in 2018.

## WINS AGAINST FBS TEAMS

Sept. 8, 2024	at Wyoming - W, 17-13
Sept. 9, 2023	at Nevada - W, 33-6
Sept. 17, 1994	at UNLV - W, 48-38
Oct. 2, 1993	at Utah - W, 28-17
Sept. 12, 1994	at Colorado St. - W, 17-14
Sept. 17, 1988	at Pacific - W, 36-26
Sept. 13, 1986	Cal St Fullerton - W, 25-17
Sept. 29, 1984	Oregon State - W, 41-22
Oct. 29, 1983	at Pacific - W, 31-19
Sept. 18, 1982	Pacific - W, 36-17

## PLAYOFF SUCCESS

From 2022-24, Idaho made back-to-back-to-back trips for the first time since the return to FCS football in 2018. In 2023-24, the Vandals set the standard by going to back-to-back quarterfinal appearances for the first time in school history. The Vandals played 22 years in FBS football and won three Bowl games, the last coming in 2016 Famous Idaho Potato Bowls. Last season, the Vandals played the first playoff games in the P1FCU Kibbie Dome since 1993.

## NUSSMEIER NAMED TO HALL OF FAME

At Big Sky Kickoff, Vandal legend and Walter Payton Award winning quarterback Doug Nussmeier was inducted to the Big Sky Conference Hall of Fame. He was with the Vandals from 1990-93 and rewrote Idaho's record book, appearing in 39 games for the silver and gold. He is one of only five quarterbacks in NCAA history to throw for at least 10,000 yards and rush for at least 1,000 yards. He is one of two Idaho quarterbacks (John Friesz) to be inducted to the Hall of Fame.

## VAMOS VANDALS!

In 2024, Idaho was the first FCS team, and the only team in the northwest, to have a Spanish radio broadcast. With Seattle Mariners play-by-play Steve Guasch and former Vandals All-American Ricardo Chavez on the call, Idaho has expanded its Spanish-language broadcast to cover five home games this season, building on the success the broadcast had in 2024.

Idaho's games against St. Thomas, Northern Colorado, Portland State, UC Davis, and Idaho State can be heard over the airwaves on La Poderosa 100.7 FM, on GoVandals.com, and on the Varsity Network app. La Poderosa covers all of Treasure Valley and can also be heard in Twin Falls.

La Poderosa reaches over 50% of Idaho's Hispanic population of over 270,000, which makes up about 14% of Idaho's total population. It is the fastest growing demographic in the Gem State.

## NUMBERS TO KNOW

**50** The 2025 season marks the 50th Anniversary of the P1FCU Kibbie Dome.

One of three FCS teams with multiple wins over FBS opponents since 2023. **3**

**7** Number of FBS or teams from the FCS preseason top 25 that Idaho plays this year

What Idaho's strength of schedule is rated, per Massey **16**

**19** Amount of transfers Thomas Ford Jr. brought onto the team.

Total games Idaho has won since 2022. **29**

**56** Amount of letterwinners Idaho returns from last season's team.

Joshua Wood's season grade from PFSN - sixth highest in FCS **90.1**

**166** Idaho has won 165 games in the P1FCU Kibbie Dome since it opened in 1975.



Idaho had the 25th best run-game in FCS last year with a grade of 84.0 in 2024.

## INDIVIDUAL PFF STANDOUTS

**Nate Azzopardi** recorded an elite 87.7 pass block rating in 2024, making him one of the best pass-blocking offensive linemen in the nation last season. He has played over 2200 snaps in his career.

**Matyus McLain** was unbelievable in Idaho's season opener against Washington State. The Priest River, Idaho product recorded a 90.8 grade coming off the edge, and forced a fumble late in the game. McLain currently leads the team with 6.0 TFL through six games.

## FCS PLAYOFF SELECTION

Idaho was awarded the No. 8 seed in 2024 and for the second-consecutive season, a first-round bye when the FCS Committee announced the playoff bracket at the end of last season.

Idaho entered the postseason with a 9-3 record with wins over three then ranked teams and FBS Wyoming. Idaho's losses came to teams who are a combined 24-2, all of them coming on the road and the two FCS losses coming without starting quarterback

Idaho was seventh in the mid-season rankings, but despite not losing were passed up by a pair of teams, Mercer and Incarnate Word.

Southeast Missouri, who was ranked ahead of the Vandals at 6th in the mid-season rankings, lost to an unranked Lindenwood team.



## JOSHUA WOOD

After transferring to Idaho from Fresno State, R-sophomore quarterback Joshua Wood was named QB1 during fall camp.

# IDAHO IN THE FCS PLAYOFFS

## 2024 NCAA FCS PLAYOFFS

**Second Round**  
Dec. 7 vs Lehigh W, 34-13

## QUARTERFINALS

Dec. 13 at Montana State L, 19-52

## 2023 NCAA FCS PLAYOFFS

**Second Round**  
Dec. 2 vs Southern Illinois W, 20-17(OT)

## QUARTERFINALS

Dec. 9 vs UAlbany L, 30-22

## 2022 NCAA FCS PLAYOFFS

**First Round**  
Nov. 26 at Southeastern Louisiana L, 45-42

## 1995 NCAA 1-AA PLAYOFFS

**First Round**  
Nov. 25 at McNeese State L, 33-3

## 1994 NCAA 1-AA PLAYOFFS

**First Round**  
Nov. 26 at McNeese State L, 38-21

## 1993 NCAA 1-AA PLAYOFFS

**First Round**  
Nov. 27 at NE Louisiana W, 34-31

## Quarterfinals

Dec. 4 vs Boston W, 21-14

## Semifinals

Dec. 11 at Youngstown State L, 35-16

## 1992 NCAA 1-AA PLAYOFFS

**First Round**  
Nov. 28 vs McNeese State L, 23-20

## 1990 NCAA 1-AA PLAYOFFS

**First Round**  
Nov. 24 vs SW Missouri State W, 41-35

## Quarterfinals

Dec. 1 at Georgia Southern L, 28-27

## 1989 NCAA 1-AA PLAYOFFS

**First Round**  
Nov. 25 vs Eastern Illinois L, 38-21

## 1988 NCAA 1-AA PLAYOFFS

**First Round**  
Nov. 26 vs Montana W, 38-19

## Quarterfinals

Dec. 3 vs Northwestern State (La.) W, 38-30

## Semifinals

Dec. 10 at Furman (S.C.) L, 38-7

## 1986 NCAA 1-AA PLAYOFFS

**First Round**  
Nov. 29 at Nevada L, 27-7

## 1987 NCAA 1-AA PLAYOFFS

**First Round**  
Nov. 28 vs Weber State L, 59-30

## 1985 NCAA 1-AA PLAYOFFS

**First Round**  
Nov. 30 vs Eastern Wash. L, 42-38

## 1982 NCAA 1-AA PLAYOFFS

**First Round**  
Nov. 27 vs Montana W, 21-7

## Quarterfinals

Dec. 4 at Eastern Kentucky L, 38-30

## PLAYOFF RECORD

Playoff Record 8-13  
Home Record 7-5  
Road Record 1-9

Playoff Appearances 14  
Quarterfinals Appearances 6  
Semifinal Appearances 2

## Playoff Games Location by State

Idaho 12  
Louisiana 4  
Georgia 1  
Kentucky 1  
Montana 1  
Nevada 1  
Ohio 1  
South Carolina 1

## Playoff Games Opponent by Conference

Conf. Games (record)  
Southland 6 (2-4)  
Big Sky 6 (2-4)  
Gateway 2 (1-1)  
Independent 2 (0-2)  
MVFC 1 (1-0)  
Ohio Valley 1 (0-1)  
SoCon 1 (0-1)  
Yankee 1 (1-0)  
CAA 1 (0-1)  
Patriot 1 (1-0)

## Team Points Records

Most Points 42, vs Southeastern Louisiana (2023)  
Fewest Points 3, at McNeese State (1995)  
Largest Margin of Victory 21, vs Lehigh (2024)  
Largest Margin of Defeat 33, at Montana State (2024)

## Team Records

Rushing Yards 172, vs SW Missouri State (1990)  
Passing Yards 444, Eastern Illinois (1989)  
Total Yards 553, Georgia Southern (1990)  
First Downs 31, vs Montana (1988)

## Individual Offense

Rushing Yards Devon Pearce - 169, at SW Missouri St. (1990)  
Rushing Carries Devon Pearce - 27, at SW Missouri St. (1990)  
Rushing TDs Devon Pearce - 3, at SW Missouri St. (1990)

Passing Yards John Friesz - 420, vs Eastern Illinois (1989)  
Passing Att. Ken Hobart - 54, at E. Kentucky (1982)  
Passing Comp. Ken Hobart - 33, at E. Kentucky (1982)  
Passing TDs John Friesz - 4, vs NW State (1988)  
Doug Nussmeier - 4, at NE Louisiana (1993)

Rec. Yards Casey Dunn - 234, vs SW Missouri State (1990)  
Receptions Scott Dahlquest - 15 at Ga. Southern (1990)  
Rec. TDs Brant Bengen - 2, vs EWU (1985)  
John Jake - 2, vs Weber St. (1987)  
John Jake - 2, vs Montana (1988)  
Lee Allen - 2, vs Montana (1988)  
Jordan Dwyer - 2, vs Lehigh (2024)

## Team Defense

Interceptions 3, vs Weber St. (1987)  
Fumbles Rec 3, vs NW State (1988)  
Yards Allowed  
Fewest Rushing Yards 44, vs Montana (1982)  
Fewest Passing Yards 55, at Furman (1988)  
Fewest Total Yards 198, vs Montana (1988)

## Individual Defense

Tackles Jason Shelt - 17, at NE Louisiana (1993)  
Sacks John Sirmon - 2, vs McNeese State (1992)

## Kicking

Field Goals in a Game R. Chavez - 3, vs UAlbany (2023)  
McMonigle - 3, vs Montana (1982)  
Brian Decicio - 3, vs EWU (1985)  
Mike Hollis - 3 vs Youngstown St. (1993)  
Field Goal Long Thayne Doyle - 50, at SW Missouri St. (1990)

## Misc. Records

Longest Blocked Punt Ret. TD  
Todd Fryhover - 32, at E. Kentucky (1982)  
Longest Punt Return TD  
Jermaine Jackson - 86, vs Southern Illinois (2023)  
Longest Interception Return TD  
Zach Johnson - 74, vs Lehigh (2024)

## Coach Playoff Record

Jason Eck 2-3 (.400)  
Dennis Erickson 1-2 (.333)  
Keith Gilbertson 2-3 (.400)  
John L. Smith 3-5 (.375)  
Chris Tormey 0-1 (.000)

## NOTES

- The Vandals were in the playoffs for the 14th time in program history and are making the third-consecutive appearance and the second consecutive appearance in the quarterfinals.

- Idaho has played Montana State twice in the IAA/FCS Playoffs, but this will be the first playoff game played by Idaho in the Treasure State.

- Last year's game will be the sixth game against a Big Sky opponent for Idaho in the FCS/IAA playoffs. The winner of the regular-season match up lost the playoff game in four of five of the previous playoff appearances.

- Idaho received a first-round bye for the second time in as many years.

-In 2023, Idaho hosted a second round and a quarterfinal game at the P1FCU Kibbie Dome for the first time since 1993.

- Idaho has played 11 playoff games in the P1FCU Kibbie Dome, racking up a 6-5 record.

- In 2022, the Vandals returned to the playoffs after a 27-year drought, but Idaho was in the FBS from 1996 to 2018 (22 years). During that time, Idaho played in and won three bowl championships. (1998, 2009, 2016).

- In 2021, Idaho went 3-7 against Division I teams, and since then Idaho has made back-to-back-to-back appearances in the FCS playoffs for the first time since 1993-1995.

- The 2022 playoff team mirrored the 1982 team that went 3-8 in 1981 before going 9-4 under first-year coach Dennis Erickson and making the field in the FCS Playoffs.

- The Vandals have made five appearances in the quarterfinals and made two semifinal appearances (1988, 1993).

- Coach Ford and company look to build on the success of the past three seasons. Ford was an assistant coach on the 2022 and 2023 squads, both of which made the FCS Playoffs. Ford hasn't shied away from the fact that he came to Idaho to be competitive and take the Vandals back to the playoffs.

# IDAHO RADIO NETWORK

# 50TH ANNIVERSARY UNIFORMS

Listen all season as Voice of the Vandals Dennis Patchin and analyst Trent Cowan call all the action live from the game. Live on your radio across Idaho and worldwide via the web or the Varsity Network App.

CITY	CALL	FREQUENCY
Boise	KFXD	630 AM
Bonnars Ferry	KBFI	1450 AM
Idaho Falls	KSPZ	98.7 FM
Idaho Falls	KSPZ	980 AM
Lewiston	KOZE	95.5 FM
Lewiston	KOZE	950 AM
Mccall	KDZY	98.3 FM
Moscow	KZFN	106.1 FM
Orofino	KLER	1300 AM
Sandpoint	KSPT	1400 AM
St. Maries	KOFE	107.1 FM
St. Maries	KOFE	1240 AM
Twin Falls	KLIX	96.1 FM
Twin Falls	KLIX	1310 AM
Worldwide		

GoVandals.com  
Varsity Network App  
Vandal GameDay App



In celebration of the 50th Anniversary of the P1FCU Kibbie Dome, the Idaho Vandals football program decided to bring back its iconic gold jerseys that the team wore during the 1975 season.

Former Idaho offensive lineman, John Yarno, whose jersey (#56) is retired in the Dome, wore the jerseys during his playing days in Moscow. Yarno was Big Sky Conference MVP and ended up going on to get drafted in the NFL. Yarno was present for the game against Utah Tech when these uniforms were first unveiled, and went out with the captains for the coin toss.

The timeless gold jerseys garnered enough attention that they were featured on ESPN gear up prior to College Gameday that Saturday. They also caught the eyes of the College Football Hall of Fame in Atlanta, Ga., which saw the jerseys and requested them for display in the museum which pays homage to the best alternate uniforms in the sport.

**VARSITY**  
**VANDAL RADIO NETWORK**  
Free streaming available for Vandal Football games on The Varsity Network app or at GoVandals.com

- Bonnars Ferry: KBFI 1450 AM
- Sandpoint: KSPT 1400 AM
- St. Maries: KOFE 107.1 FM/1240 AM
- Moscow: KZFN 106.1 FM
- Orofino: KLER 1300 AM
- Lewiston: KOZE 95.5 FM/950 AM
- McCall: KDZY 98.3 FM
- Boise: KFXD 630 AM
- Idaho Falls: KSPZ 98.7 FM/980 AM
- Twin Falls: KLIX 96.1 FM/1310 AM

This year, Idaho becomes the only university in the Northwest, and one of two FCS teams in the nation to broadcast games in Spanish. In a new partnership with Radio Rancho in Nampa, the Vandals will broadcast games on 100.7 FM KPDA La Poderosa. Five of Idaho's home games will be broadcast in Spanish this season.

CITY	CALL	FREQUENCY
Boise/Twin Falls	KPDA	100.7 FM
		92.7 FM
Worldwide		
		GoVandals.com
		Varsity Network App



## 2025 GAME-BY-GAME NOTES

**WASHINGTON STATE** (Aug. 30)

- Idaho's defense was stifling all day, holding Washington State's run-first offense to a pedestrian 3 rushing yards for the entire game, ranking second in all of Division I

- Linebacker Isiah King led the team and set career highs in tackles (10.0), solo tackles (6.0), tackles for loss (2.5), and tied his career high in sacks (1.0) en route to being named Battle Axe winner for the game

- Quarterback Joshua Wood played his first game in the black and gold, and led the team in rushing with 101 yards on the ground. Wood's effort on the ground is the most rushing yards by a Vandal quarterback since Zach Borisch's 108 against Montana State on Nov. 13, 2021

- This was the second-consecutive game against an FBS opponent in which Idaho held them to 13 points or less and less than 300 yards of total offense.

-Idaho outgained Washington State 188-3 on the ground, gained more first downs (16-13), and had more total offense (221-211) than WSU. The Vandals also won the time of possession battle 35:11-24:46.

- Punter LJ Harm had five punts on the day, all five were downed at or inside the WSU 10-yard line.

**ST. THOMAS** (Sept. 6)

-The Idaho offense awoke from its slumber and scored 37 points in the first win of the season.

-Quarterback Joshua Wood had a Big Sky Conference Player of the Week type performance, throwing for 281 yards and three touchdowns, in addition to 96 rushing yards and an additional touchdown.

- The Vandal receiving corps had an excellent game, with three receivers notching career days. Tony Harste, Ryan Jezioro, and Emmerson Cortez-Menjivar each recorded career highs in receiving yards (92, 83, and 78 yards, respectively)

- Linebacker Dylan Layne recorded a career high 12 tackles, while safety Hayden John notched 10 tackles to set a new personal record.

- Down the stretch of the fourth quarter, Wood rushed for a game-sealing 59-yard touchdown to close things out, and the Vandals locked up the 37-30 victory.

**UTAH TECH** (Sept. 13)

-Idaho ran for nearly 300 yards in its 20-6 win over Utah Tech - a team that had nearly upset top 10 UC Davis and top 20 NAU in the previous two weeks.

-The Idaho offensive line and run attack controlled the game from the start. Running back Art Williams rushed for a career-high 144 yards, while quarterback Joshua Wood chipped in an additional 92 yards and the game-sealing touchdown on the ground.

- The stifling UI defense to just 247 total yards, 98 yards on the ground, and didn't allow a single trip in the red zone. The only points for the Trailblazers scored were on field goals of 50+ yards.

- Dylan Layne led the team with 9.0 tackles, recorded 0.5 TFL and had his first pass break up of the season.

- Kicker Owen Forsman had the first two field goal attempts of his career, recording makes from 24 and 49 yards

-This was Idaho's eighth consecutive win in the P1FCU Kibbie Dome, making it the third-longest streak in Dome history.

**SAN JOSE STATE** (Sept. 20)

-The Vandals held the ball for nearly 40 minutes of game time and out gained SJSU's air raid offense 232-222, surrendering a field goal in the last few seconds to nearly upset the Spartans in California.

-Idaho's offense was led by quarterback Joshua Wood who gained 273 total yards and scored three touchdowns.

-Eight Vandals caught a pass, led by Emmerson Cortez-Menjivar who had eight catches for 84 yards. Freshman Daveon Superales had a breakout game with three receptions for 56 yards.

- Dylan Layne recorded 6.0 tackles to lead the team once again. He also recovered a fumble early in the the game.

**MONTANA** (Sept. 27)

-Quarterback Joshua Wood had his three longest passes of the season, making completions of 62 yards to Ryan Jezioro, 47 yards to Emmerson Cortez-Menjivar, and 45 yards to Daveon Superales.

-The Vandals became the first team of the year to hold Montana's passing game to less than 250 yards

- Idaho was the first team to score 30 or more points against Montana this season.

- Wood rushed for three touchdowns against Montana, and the Vandals became the first team to rush for three touchdowns against the Griz this season

-With 102 receiving yards, Jezioro became the first Vandal to surpass 100 receiving yards this season.

-Cruz Hepburn led the team and recorded a career high 10 tackles on the game.

-Idaho's 86-yard touchdown drive in the third quarter was the team's longest drive of the year.

**NORTHERN COLORADO** (Oct. 11)

-In his first game back from injury, running back Elisha Cummings set a new career high with 67 receiving yards and notched his first touchdown of the season.

-Quarterback Rocco Koch rushed for a career high 81 yards on a career high 10 carries. He also recorded a new personal best with two touchdown runs.

-With 33 points, the Vandals offense put up their second highest output of the season.

-In his first start of the season, quarterback Jack Wagner threw for 237 yards and a touchdown.

**EASTERN WASHINGTON.** (Oct. 18)

- Cornerback Jhamell Blenman recorded his first career interception.

-RFr. wide receiver Marquawn McCraney had a breakout game in which he tallied 105 receiving yards and the first touchdown of his career. His 105 receiving yards are the most by any Vandal this season.

-Quarterback Rocco Koch tied his career high in rushing with 81 yards. His previous career high was set the week prior against Northern Colorado.

-With a 40-yard touchdown near the end of regulation, wide receiver Michael Graves notched his first score of the season.

-Matyus McLain recorded a sack and led the team with 3.5 TFL to set a new career high for the sophomore defensive end.

**PORTLAND STATE.** (Oct. 25)

- Quarterback Joshua Wood returned from injury to throw for 259 yards and four touchdowns.

-Elisha Cummings led the team in rushing (65 yards, one touchdown) and receiving (100 yards, one touchdown), with a highlight reel 64-yard touchdown reception

-Jhamell Blenman recorded his second career

interception

-Head Coach Thomas Ford Jr. tallied his first Big Sky Conference win as head coach of the Vandals.

# 2025 IDAHO FOOTBALL ROSTER

No. Name	Pos.	Ht.	Wt.	Yr.	Hometown / Previous School
0 Jhamell Blenman	DB	5-9	190	R-Sr.	Compton, Calif./Cerritos College
0 Marquawn McCraney	WR	6-0	208	R-Fr.	SeaTac, Wash./Highline HS
1 Michael Graves	WR	6-3	212	R-Sr.	Sacramento, Calif./American River
1 Hayden John	S	6-1	198	So.	Anacorees, Wash./Anacortes HS
2 Lonyatta Alexander Jr.	WR	6-3	210	R-Jr.	Auburn, Wash./Montana State
2 Donovan Parham	DE	6-3	230	Gr.	Lakeland, Fla./Mississippi Valley State
3 Hysan Dalton	DB	6-2	190	RSo.	Athens, Ga./Furman
3 Joshua Wood	QB	6-3	215	RSo.	Graham, Wash./Fresno State
4 Tony Harste	WR	5-11	175	So.	Puyallup, Wash./Emerald Ridge HS
4 Isiah King	LB	6-3	215	R-Sr.	San Diego, Calif./Montgomery HS
5 Holden Bea	QB	6-2	215	R-Fr.	Washougal, Wash./Washougal HS
5 Maurice Heims	DL	6-5	263	Gr.	Hamburg, Germany/Washington
6 Trais Higgins	WR	5-11	200	R-Jr.	Nampa, Idaho/Nampa
7 Emmerson Cortez-Menjivar	WR	6-1	192	R-So.	Salina, Calif./Salinas HS
7 Zakhari Spears	DB	6-2	197	R-Sr.	Los Angeles, Calif./UConn
8 Joshua Barnes	DB	5-10	185	R-Fr.	Los Angeles, Calif./St. Monica HS
8 Nick Josifek	QB	6-0	200	R-So.	Walla Walla, Wash./College Place, HS
10 Will Cornelson	LB	6-2	230	R-Jr.	Cedar Park, Texas/Tyler JC
10 Jack Wagner	QB	6-4	190	R-So.	Tualatin, Ore./Tualatin HS
11 Nolan McWilliams	WR	5-10	180	Fr.	Auburn, Wash./Roosevelt HS
11 Khaled Rawls	DB	5-10	185	Jr.	Walls, Miss./NE Mississippi CC
12 Kamari Baker	DB	6-0	210	R-Sr.	Sacramento, Calif./Sierra College
12 Kage Repenn	WR	6-1	205	R-Fr.	Ravensdale, Wash./Tahoma Senior
13 Chance Bogan	TE	6-3	235	R-Jr.	Tacoma, Wash./Lincoln HS
13 Wayne Queen	LB	6-4	212	R-So.	Coeur d'Alene, Idaho/Lake City HS
14 Kai Richardson	DE	6-4	255	R-Fr.	Puyallup, Wash./Oregon State
14 Sawyer Teeney	QB	5-11	192	Fr.	Silverton, Ore./Silverton HS
15 Daveon Superales	WR	6-0	185	Fr.	Graham, Wash./Graham-Kapowsin HS
15 Zach Wusstig	S	6-1	195	RSo.	Jefferson, Ore./Portland State
16 Rocco Koch	QB	6-0	220	R-Fr.	University Place, Wash./Curtis Senior
18 Davis Fry	WR	6-1	190	R-So.	College Place, Wash./College Place HS
18 Tim Jackson	DB	6-5	200	Jr.	Van Nuys, Calif./College of the Canyons
19 Brayden Rice	S	6-0	195	So.	Lewiston, Idaho/Lewiston HS
20 Elisha Cummings	RB	5-8	188	R-Sr.	Waco, Texas/Bishop Reicher
20 Jahman McNeil	LB	6-2	225	Sr.	Plainfield, N.J./Bluefield State
21 Dylan Lane	LB	6-1	222	R-Jr.	Lake Oswego, Ore./Lake Oswego
21 Aiden Nixon	TE	6-5	225	R-Fr.	Boise, Idaho/Timberline HS
22 Wyatt Mickelberry	RB	5-11	198	Fr.	Bothel, Wash./Bothel HS
22 Caleb Ricks	DB	6-1	195	Fr.	Gonzales, La./St. Amant HS
23 Wiley Donnerberg	LB	6-3	215	R-Fr.	West Linn, Ore./West Linn HS
23 Art Williams	RB	5-11	205	R-So.	Meridian, Idaho/Rocky Mountain HS
24 Markhi McKinnon	RB	5-11	210	R-Fr.	Detroit, Mich./Desert Edge
24 Jayden Rice-Claiborne	DB	6-0	180	Fr.	Tacoma, Wash./Curtis HS
25 Braxton Lawrence	DL	6-4	212	R-Fr.	Madison, Tenn./Goodpasture Christian
25 Carlos Matheney	RB	5-10	212	R-So.	Olympia, Wash./Tumwater HS
26 Tsiyown Lowery	DB	6-1	196	Fr.	Maple Valley, Wash./Tahoma HS
27 Brody Michael	S	6-0	205	Fr.	Queen Creek, Ariz./American Lead. Acad.
28 Matt Irwin	S	5-11	180	So.	Meridian, Idaho/Owyhee HS
28 Nate Thomas	RB	5-8	210	R-Sr.	South Holland, Ill./South Dakota
29 Owen Adams	K/P	6-0	200	So.	Laurel, Mont./Laurel HS
30 Taeshaun Reese	RB	5-10	200	Fr.	Meridian, Idaho/Rocky Mountain HS
31 Martin Rhyne	LB	6-1	215	Fr.	Fort Lauderdale, Fla./Western HS
33 Jake Cox	TE	6-3	245	R-Sr.	Manhattan, Kan./Coronado HS
33 Julian Lee	DL	6-6	292	R-So.	Lacey, Wash./North Thurston HS
34 Jona Turagavou	DL	6-3	245	R-So.	Spanish Fork, Utah/Spanish Fork HS
35 Isiah Bivins	DB	6-1	200	R-Fr.	Monterey, Calif./Monterey HS
36 Calvin Macy	LB	6-2	215	R-Fr.	Lake Oswego, Ore./Lake Oswego HS
37 Hayden Kincheloe	RB	5-10	235	R-Jr.	Homedale, Idaho/Homedale HS
38 Nikko Speer	LB	6-2	225	Fr.	Camas, Wash./Camas HS
39 Jacob Skobis	DB	5-8	174	R-Sr.	Downey, Calif./Washington State
40 Harrison Deshazer	DL	6-5	230	Fr.	Washougal, Wash./Washougal HS
41 Mason Krahn	DL	6-2	220	Fr.	Nampa, Idaho/Skyview HS
42 Ryder Bordner	LB	6-1	210	R-So.	Boise, Idaho/Bishop Kelly HS
43 Trenton Fisher	S	5-11	195	R-So.	Homedale, Idaho/Homedale HS
44 Cruz Hepburn	LB	6-1	218	R-Jr.	Lewiston, Idaho/Lewis-Clark State
45 Mitchel Jaskowiak	DE	6-3	265	R-Jr.	Glencoe, Minn./Glencoe-Silver Lake
46 Dylan Fischer	LS	6-1	220	R-Jr.	Burnsville, Minn./Alcorn State
47 LJ Harm	K	6-0	185	Sr.	Spokane, Wash./Ventura College
48 Owen Forsman	K	6-0	200	R-So.	Rathdrum, Idaho/Lakeland HS
49 Brody Thomas	LB	6-2	205	Fr.	Eugene, Ore./Sheldon HS
50 Dylon McIntyre	LB	6-1	235	R-Fr.	Kennewick, Wash./Kennewick HS
50 Layton Vining	OL	6-2	285	Jr.	Peoria, Ariz./Liberty HS
51 Leon Evans	OL	6-4	270	R-Fr.	Eagle, Idaho/Eagle HS
51 Shepard Fish	DL	6-4	240	Fr.	Meridian, Idaho/Capital HS
52 Jack Giannini	LB	6-0	205	Fr.	Eagle, Idaho/Eagle HS
52 Kiegan Henson	OL	6-5	290	R-So.	Meridian, Idaho/Mountain View HS
54 Alex Green	OL	6-6	290	R-So.	Coeur d'Alene, Idaho/Lake City HS
54 Titus Ringor	DL	6-3	305	R-Fr.	Wahiawa, Hawaii/James Campbell
55 Ma'ake Apo	DL	6-4	340	Fr.	Orem, Utah/Orem HS
55 Austin Leykam	OL	6-2	285	Sr.	Lake Oswego, Ore./Linfield
57 Xander Echols	LS	5-11	220	R-Sr.	Chelsea Alaska/UAB
58 Caden Siegner	DL	6-2	225	Fr.	Star, Idaho/Owyhee HS
62 Cameron Glenn	OL	6-4	274	Fr.	Springfield, Ore./Sheldon HS
63 Ryan Holmes	OL	6-1	266	Fr.	West Linn, Ore./West Linn HS
65 Garrison Hickle	OL	6-4	310	Sr.	Kawanna, Ind./Indiana
66 Ryan Kawalek	OL	6-3	292	R-Fr.	La Center, Wash./La Center HS
67 Tyler Skinner	OL	6-4	306	R-So.	Moscow, Idaho/Moscow HS
68 Charlie Vliem	OL	6-8	295	R-Jr.	Duvall, Wash./Cedarcrest HS
70 Zach Penner	OL	6-4	298	R-So.	Eagle, Idaho/Rocky Mountain HS
71 Howard Stedford	OL	6-4	285	R-So.	Meriden, Conn./Pace University
72 Gabe Staszak	OL	6-6	280	R-Fr.	Medford, Ore./South Medford HS
73 Nathan Pritchard	OL	6-5	317	R-So.	Auburn, Wash./Washington State
74 Nate Azzopardi	OL	6-3	296	R-Sr.	Pacifica, Calif./Junipero Serra
75 LeRonn Nelson	OL	6-5	300	Fr.	Sacramento, Calif./Destiny Christian Acad.
77 Kaden Haeckel	OL	6-5	310	R-Fr.	Peoria, Ariz./Arizona State
78 James Cobb IV	OL	6-4	280	R-Fr.	Phoenix, Ariz./Desert Mountain
81 Noah West-Baranco	WR	6-4	210	R-Fr.	Nampa, Idaho/Melba HS
82 Trenton Swanson	WR	6-1	195	R-Fr.	Camas, Wash./Camas HS
83 Sawyer Hewett	WR	6-0	170	Fr.	Juliaetta, Idaho/Kendrick HS
84 Joseph Vinup	WR	5-11	175	Fr.	Oceanside, Calif./Oceanside HS
85 Mason Culmer	TE	6-4	240	Fr.	Chandler, Ariz./Basha HS
87 Gabe Hoffmann	TE	6-6	250	R-So.	Bellevue, Wash./Eastern Michigan
88 Gus Donnerberg	TE	6-3	225	R-Fr.	West Linn, Ore./West Linn HS
89 Ryan Jezioro	WR	6-3	202	R-Fr.	Peoria, Ariz./Liberty HS
89 Matyus McLain	DE	6-4	245	R-So.	Priest River, Idaho/Priest River HS
90 Divine Ibe	DL	6-2	240	R-Fr.	South Salem, Ore./South Salem HS
91 Cameron Pope	K	5-10	175	R-Jr.	East Wenatchee, Wash./Eastmont HS
91 Malakai Railton-Stewart	DL	6-4	270	R-So.	Brisbane, Australia/Indooroopilly St.
92 Austin Flaherty	DL	6-3	240	Fr.	Boise, Idaho/Borah HS
93 Sam Brown	DL	6-3	255	R-Sr.	Spokane, Wash./Central Valley
94 Payton Gunter	OL	6-5	285	R-So.	Nampa, Idaho/Nampa HS
95 Brody Borrevik	DL	6-2	255	Fr.	Eugene, Ore./Sheldon HS
96 Zach Krotzer	DL	6-2	270	R-Sr.	Spokane, Wash./Shadle Park
97 Frederick Lujan III	DL	6-1	280	R-So.	Chino Hills, Calif./Portland State
98 Hikifo'Ou Maile	DL	6-3	330	R-Jr.	Oakland, Calif./Laney College
99 Trevor Miller	DL	6-2	245	R-so.	Post Falls, Idaho/Post Falls HS

Head Coach: Thomas Ford

# 2025 IDAHO FOOTBALL ROSTERS

## PRONUNCIATION GUIDE

#	NAME	PRONUNCIATION	#	NAME	PRONUNCIATION	
0	Jahmell Blenman	juh-MEL	58	Caden Siegner	SIGG-nur	
0	Marquawn McCraney	mar-QUAHN	66	Ryan Kawalek	kuh-WAHL-eck	
3	Hysan Dalton	HY-sun	68	Charlie Vliem	VLEEM	
4	Tony Harste	HARS-tee	72	Gabe Staszak	STAY-zak	
5	Maurice Heims	HY-ms	74	Nate Azzopardi	azz-oh-PAR-dee	
6	Trais Higgins	TRAYSS	77	Kaden Haeckel	HACK-ul	
6	Zakhari Spears	zuh-KAR-ee	81	Noah West-Baranco	buh-RAYN-co	
7	Emmerson Cortez-Menjivar	MEN-jih-var	89	Ryan Jezioro	jeh-zee-AR-oh	
11	Khaled Rawls	kuh-LEED	89	Matyus McClain	muh-TIE-us	
12	Kamari Baker	kuh-MAR-ee	90	Divine Ibe	EE-bay	
12	Kage Repenn	REP-inn	91	Malakai Railton-Stewart	MAL-uh-kye	
14	Kai Richardson	KYE	96	Zach Krotzer	KRAHTZ-er	
15	Daveon Superales	DAYV-ee-ahn soo-per-AH-less	97	Frederick Lujan	LOO-hahn	
15	Zach Wusstig	WUH-stig	98	Hikifo'Ou Maile	hee-kee-foh-OH-oo MY-lay	
16	Rocco Koch	COKE	<b>STAFF/OTHER</b>			
18	Nick Josifek	JOH-sih-fek	Matt Linehan	LINN-eh-han		
20	Elisha Cummings	ee-LYE-shuh	Treston Decoud	deh-COOD		
20	Jahman McNeil	juh-MAWN	Tevita Finau	teh-VEE-tuh FEE-now		
21	Aiden Nixon	AYE-den	Tyler Paopao	POW-pow		
24	Markhi McKinnon	mark-HYE	Jamel Cooper	juh-MEL		
26	Tsiyown Lowery	see-OWN	Skyler Cracraft	CRAY-craft		
34	Jona Turagavou	too-WRONG-uh-voh	Moscow	MOSS-coh		
37	Hayden Kincheloe	KINCH-eh-loh				
39	Jacob Skobis	SKO-biss				
45	Mitchel Jaskowiak	juss-KOY-ack				
55	Ma'ake Apo	MAH-ah-kay uh-POH				
57	Xander Echols	ZAN-dur ECK-uls				

## ALPHABETICAL ROSTER

No.	Name	Pos.	No.	Name	Pos.	No.	Name	Pos.
29	Owen Adams	K/P	5	Maurice Heims	DL	21	Aiden Nixon	TE
2	Loyatta Alexander Jr.	WR	52	Kiegan Henson	OL	2	Donovan Parham	DL
55	Ma'ake Apo	DL	44	Cruz Hepburn	LB	70	Zach Penner	OL
74	Nate Azzopardi	OL	83	Sawyer Hewett	WR	91	Cameron Pope	K
12	Kamari Baker	S	65	Garrison Hickle	OL	73	Nathan Pritchard	OL
8	Joshua Barnes	DB	6	Trais Higgins	WR	13	Wayne Queen	LB
5	Holden Bea	QB	87	Gabe Hoffmann	TE	91	Malakai Railton-Stewart	DL
35	Isiah Bivins	DB	63	Ryan Holmes	OL	11	Khaled Rawls	DB
0	Jahmell Blenman	DB	90	Divine Ibe	DL	30	Taeshawn Reese	RB
13	Chance Bogan	TE	28	Matt Irwin	S	12	Kage Repenn	WR
42	Ryder Bordner	LB	18	Tim Jackson	S	31	Martin Rhyne	LB
95	Brody Borrevik	DL	45	Mitchel Jaskowiak	DL	19	Brayden Rice	S
93	Sam Brown	DL	89	Ryan Jezioro	WR	24	Jayden Rice-Claiborne	DB
78	James Cobb IV	OL	1	Hayden John	S	14	Kai Richardson	DE
10	Will Cornelson	LB	8	Nick Josifek	QB	22	Caleb Ricks	DB
7	Emmerson Cortez-Menjivar	WR	66	Ryan Kowalek	OL	54	Titus Ringor	DL
33	Jake Cox	TE	37	Hayden Kincheloe	RB	58	Caden Siegner	DL
85	Mason Culmer	TE	4	Isiah King	LB	67	Tyler Skinner	OL
20	Elisha Cummings	RB	7	Aaron Kinsey	DB	39	Jacob Skobis	DB
3	Hysan Dalton	DB	16	Rocco Koch	DB	7	Zakhari Spears	DB
40	Harrison Deshazer	DL	41	Mason Krahn	DL	38	Nikko Spear	LB
88	Gus Donnerberg	TE	96	Zach Krotzer	DL	72	Gabe Staszak	OL
23	Wiley Donnerberg	LB	25	Braxton Lawrence	DL	71	Howard Stedford	OL
57	Xander Echols	LS	21	Dylan Lane	LB	15	Daveon Superales	WR
51	Leon Evans	OL	33	Julian Lee	DL	82	Trenton Swanson	WR
46	Dylan Fischer	LS	26	Tsiyown Lowery	DB	14	Sawyer Teeney	QB
51	Shepard Fish	DL	97	Frederick Lujan III	DL	49	Brody Thomas	LB
43	Trenton Fisher	S	36	Calvin Macy	LB	28	Nate Thomas	RB
92	Austin Flaherty	DL	98	Hikifo'Ou Maile	DL	34	Jona Turagavou	DL
48	Owen Forsman	K	25	Carlos Matheney	RB	50	Layton Vining	OL
18	Davis Fry	WR	0	Marqawn McCraney	WR	84	Joseph Vinup	WR
52	Jack Giannini	LB	50	Dylin McIntyre	LB	68	Charlie Vliem	OL
62	Cameron Glenn	OL	24	Markhi McKinnon	RB	10	Jack Wagner	QB
1	Michael Graves	WR	89	Matyus McClain	DE	81	Noah West-Baranco	WR
54	Alex Green	OL	20	Jahman McNeil	LB	23	Art Williams	RB
94	Payton Gunter	DL	11	Nolan McWilliams	WR	3	Joshua Wood	QB
77	Kaden Haeckel	OL	27	Brody Michael	S	15	Zach Wusstig	S
47	LJ Harm	K	22	Wyatt Mickelberry	RB			
4	Tony Harste	WR	99	Trevor Miller	DL			
			75	LeRonn Nelson	OL			



# DEPTH CHART VS NORTHERN ARIZONA

## OFFENSE

QB	<b>3</b> Wood, Joshua	RSo.	6-3	215
	8 Josifek, Nick	RSo.	6-0	200
RB	<b>20</b> Cummings, Elisha	RSr.	5-8	188
	28 Thomas, Nate	RSr.	5-8	210
WR	<b>0</b> McCraney, Marquawn	RFr.	6-0	208
	7 Cortez-Menjivar, Emmerson	RSo.	6-1	190
WR	<b>89</b> Jezioro, Ryan	RFr.	6'3"	202
	1 Graves, Michael	RSr.	6'3"	212
WR	<b>11</b> McWilliams, Nolan	Fr.	5-10	180
	6 Higgins, Trais	RJr.	5-11	200
TE	<b>87</b> Hoffmann, Gabe	RSo.	6-6	250
	33 Cox, Jake	RSr.	6-3	245
LT	<b>68</b> Vliem, Charlie	RJr.	6-8	295
	75 Nelson, LeRonn	Fr.	6-5	300
LG	<b>74</b> Azzopardi, Nate	RSr.	6-3	296
	54 Green, Alex	RSo.	6-6	290
C	<b>50</b> Vining, Layton	Jr.	6-2	285
	66 Kawalek, Ryan	RFr.	6-3	292
RG	<b>51</b> Evans, Leon	RFr.	6-4	270
	67 Skinner, Tyler	RSo.	6-4	306
RT	<b>52</b> Henson, Kiegan	RSo.	6-5	290
	71 Stedford, Howard	RSo.	6-4	285

## DEFENSE

DE	<b>89</b> McLain, Matyus	RSo.	6-4	255
	93 Brown, Sam	RSr.	6-3	260
DT	<b>98</b> Maile, Hikifo'Ou	RJr.	6-3	330
	45 Jaskowiak, Mitch	RJr.	6-3	265
DT	<b>96</b> Krotzer, Zach	RSr.	6-2	270
	54 Ringor, Titus	RFr.	6-3	305
DE	<b>2</b> Parham, Donovan	Gr.	6-3	230
	14 Richardson, Kai	RFr.	6-4	255
LB	<b>4</b> King, Isiah	RSr.	6-3	215
	42 Bordner, Ryder	RSo.	6-1	210
LB	<b>44</b> Hepburn, Cruz	RJr.	6-1	218
	10 Cornelson, Will	RJr.	6-2	230
LB	<b>21</b> Layne, Dylan	RJr.	6-1	222
	20 McNeil, Jahman	Sr.	6-2	225
S	<b>15</b> Wusstig, Zach	RSo.	6-1	195
	28 Irwin, Matt	So.	5-11	180
S	<b>1</b> John, Hayden	So.	6-1	198
	19 Rice, Brayden	So.	6-0	195
CB	<b>0</b> Blenman, Jhamell	RSr.	5-9	190
	6 Spears, Zakhari	RSr.	6-2	197
CB	<b>22</b> Ricks, Caleb	Fr.	6-1	195
	3 Dalton, Hysan	RSo.	6-2	190

## SPECIAL TEAMS

KO	<b>48</b> Forsman, Owen	RFr.	6-0	200
FG	<b>29</b> Adams, Owen	So.	6-0	200
P	<b>47</b> Harm, LJ	Sr.	6-0	185
LS	<b>57</b> Echols, Xander	RSr.	5-11	220
HOLD	<b>47</b> Harm, LJ	RJr.	6-0	185
PR	<b>11</b> McWilliams, Nolan	Fr.	5-10	180
KR	<b>6</b> Higgins, Trais	RJr.	6-0	200



## HEAD COACH THOMAS FORD



Thomas Ford Jr. was named the 37th head football coach on Dec. 18, 2024, making his return to Moscow where he was the running backs coach from 2022-23.

Ford spent the 2024 season as the running backs coach at Oregon State University. In 2024, the Oregon State rushing attack racked up 2,270 yards, led by Anthony Hankerson who had 1,082 yards and 15 touchdowns.

He spent the 2022 and 2023 seasons as Idaho's special teams coordinator and running backs coach. Under Ford, Idaho's special teams and running back units were among the best in the FCS.

In 2023, Anthony Woods ran for 1,155 yards and 16 touchdowns, leading an effort that saw Idaho rush for 2,077 total yards and 22 TDs and 2,057 yards and 22 TD in 2022.

Two players who played special teams under Ford, long snapper Hogan Hatten and returner Jermaine Jackson, earned NFL Roster spots in 2024.

Ford leveraged his connections in the Pacific Northwest to establish Idaho as a go-to destination for recruits in the I5 corridor. Dozens of players have come to Idaho from Western Washington and the Portland area from connections to the Idaho staff established by Ford.

In his first season, the Vandal rushing attack gained 2,057 yards on the ground and averaged 4.4 yards per carry. Roshawn Johnson tallied 12 touchdowns on the year while Anthony Woods added three and Elisha Cummings scored four. Woods, a freshman, earned Big Sky All-Conference Second-Team honors and Hero Sports Freshman All-American honors after racking up 872 yards on the ground with an average of 5.9 yards per carry.

On special teams, Idaho blocked a punt and a field goal on the season, while not allowing a single blocked kick all year. First-year kicker and punter Ricardo Chavez was ranked in the top-30 in the FCS in both field goal percentage and field goals per game. Jermaine Jackson was one of a handful of FCS players to return both a punt and a kickoff for a touchdown.

He was key in recruiting in his native Western Washington and in Arizona during the 2023 cycle.

Prior to coming to Idaho, Ford served as a quality control analyst for the University of Washington for two years. He was the Head Coach at Simon Fraser in 2018-19. In just his first season at the lead at Simon Fraser, he led SFU to its first win in four seasons and was named the 2018 GNAC Coach of the Year.

Before his time at SFU, he was the head coach at Stadium High in Tacoma from 2014-2017. He took an 0-10 team that had not seen a winning season in over two decades and to the playoffs in 2016 and 2017.

He was the Defensive Coordinator at the University of Puget Sound during the 2013 season. Ford's defense improved in almost every statistical category and finished second in the Northwest Conference and ranked 35th nationally in fumble recoveries.

He served as the Wide Receivers Coach and Special Teams Coordinator at SE Oklahoma State from 2009-2012. He coached Running Backs at Linfield from 2007-2008.

He played running back and ran track at Linfield College in Oregon. Ford set the Wildcats' single-game rushing record (237 yards against Redlands) in 2003. Linfield was 41-4 during Ford's playing career. He ranks still ranks fifth all-time on the career rushing list with 2,333 yards. Ford was a two-time Northwest Conference all-star, a member of four straight Northwest Conference championship teams, and team captain of Linfield's 2004 NCAA Division III national title team that was inducted into the Linfield Athletics Hall of Fame in 2016.

He played four years of professional indoor football, winning a National Indoor Football League championship with Tri-Cities Fever in 2005.

Ford's brother Tracy Ford played for the Vandals in the 2000s.

He earned his B.A. from Linfield and his master's degree at SE Oklahoma State.

Ford and his wife Shannon have two children, a daughter Zoey and son Kingston.

**2025 FOOTBALL STAFF**




**OFF. COORDINATOR  
QUARTERBACKS  
MATT LINEHAN**




**DEF. COORDINATOR  
LINEBACKERS  
CORT DENNISON**



**S. T. COORDINATOR  
SAFETIES  
NEIL FENDALL**



**OFFENSIVE LINE  
RUN GAME COOR.  
LOREN ENDSLEY**



**TIGHT ENDS  
RECRUITING COOR.  
SHELDON CROSS**



**CORNERBACKS  
TRESTON DECOUD**



**RUNNING BACKS  
LANCE DUNBAR**



**DEFENSIVE LINE  
TEVITA FINAU**



**WIDE RECEIVERS  
TYLER PAOPAO**



**EDGE RUSHERS  
AVERY ROBERTS**




**DEFENSIVE/ST  
ASSISTANT  
MIKEE FARRAR**



**ASSISTANT AD FOOT-  
BALL OPS / GM  
JD JOHNSON**



**SPECIAL TEAMS  
QUALITY CONTROL  
SKYLER CRACRAFT**



**ASST. DIRECTOR  
RECRUITING  
ANDREW MORGAN**



**GRAD ASST.  
DEFENSE  
IAN CROCKER**

HEAD FOOTBALL ATHLETIC TRAINER .....CLAYTON MALINICH  
 DIRECTOR OF EQUIPMENT OPERATIONS..... JARRETT PEELER  
 HEAD STRENGTH AND CONDITIONING COACH.....JAMEL COOPER  
 DIRECTOR OF VIDEO.....TATE GRAHAM  
 ASSOCIATE AD OF COMPLIANCE.....MATT BREWER

<b>IN GAME LOCATION</b>	
<b>COACHES BOOTH</b>	<b>FIELD</b>
MATT LINEHAN-OC/QBs	THOMAS FORD-HEAD COACH
AVERY ROBERTS-EDGE RUSH	CORT DENNISON-DC/LBs
IAN CROCKER-DEFENSE GA	NEIL FENDALL-ST/S
	LOREN ENDSLEY-OL
	SHELDON CROSS-TEs
	TRESTON DECOUD-CBs
	LANCE DUNBAR-RBs
	TEVITA FINAU-DL
	TYLER PAOPAO- WRs

# ACTIVE LEADERS (IDAHO STATS ONLY)

## FUMBLES FORCED

**JHAMELL BLENMAN** 1  
1 vs EWU Oct. 26, 2024

**SAM BROWN** 1  
1 at Idaho State Nov. 23, 2024

**ISIAH KING** 1  
1 vs St. Thomas Sept. 6, 2025

**ZACH KROTZER** 1  
1 at Abilene Christian Sept. 21, 2024

**DYLAN LANE** 1  
1 at Montana State Oct. 19, 2024

**MATYUS MCLAIN** 1  
1 at Washington State Aug. 30, 2025

## GAMES W/10+ TACKLES

**ISIAH KING** 2  
1 at Washington State Aug. 30, 2025  
1 vs Northern Colorado Oct. 11, 2025

**CRUZ HEPBURN** 1  
1 at Montana Sept. 27, 2025

**HAYDEN JOHN** 1  
1 vs St. Thomas Sept. 6, 2025

**DYLAN LAYNE** 1  
1 vs St. Thomas Sept. 6, 2025

## NON-OFFENSIVE TDS

### INTERCEPTIONS

**ISIAH BIVINS** 1  
1 vs Portland State Oct. 25, 2025

**JHAMELL BLENMAN** 2  
1 at EWU Oct. 18, 2025  
1 vs Portland State Oct. 25, 2025

**ISIAH KING** 2  
1 vs Cal Poly Oct. 19, 2024  
1 at Montana State Dec. 13, 2024

**ZACH KROTZER** 2  
1 vs Cal Poly Oct. 7, 2023  
1 at Idaho State Nov. 23, 2024

**MATT IRWIN** 1  
1 at Idaho State Nov. 23, 2024

**AARON KINSEY** 1  
1 vs Utah Tech Sept. 13, 2025

**DYLAN LAYNE** 1  
1 at Nevada Sept. 9, 2023

### BLOCKED KICKS

## 100-YD RUSHING GAMES

**ELISHA CUMMINGS** 2  
125 vs UC Davis Oct. 2, 2021  
123 vs Northern Arizona Oct. 5, 2024

**NATE THOMAS** 1  
1 at Idaho State Nov. 23, 2024

**ART WILLIAMS** 1  
1 vs Utah Tech Sept. 13, 2025

**JOSHUA WOOD** 1  
1 at Washington State Aug. 30, 2025

## 100-YD RECEIVING GAMES

**ELISHA CUMMINGS** 1  
100 vs Portland State Oct. 25, 2025

**RYAN JEZIORO** 1  
1 at Montana Sept. 27, 2025

**MARQUAWN MCCRANEY** 1  
1 at EWU Oct. 18, 2025

# SINGLE-GAME CAREER HIGHS - OFFENSE

Passing	Attempts	Comps.	Yards	TD
3-Joshua Wood	32 at San Jose St., 9/20/25	20 vs St. Thomas, 9/6/25	281 vs St. Thomas, 9/6/25	4 vs Portland St., 10/25/25
8-Nick Josifek	19 at UC Davis, 9/28/24	9 at UC Davis, 9/28/24	103 at EWU, 10/18/25	1 (3x) last at EWU 10/18/25
10-Jack Wagner	35 at Abilene Christian, 9/21/24	18 at Abilene Christian, 9/21/24	347 vs Cal Poly, 10/19/24	3 vs Cal Poly, 10/19/24
14-Sawyer Teeney	4 vs Portland St., 10/25/25	2 vs Portland St., 10/25/25	0 vs Portland St., 10/25/25	--
16-Rocco Koch	6 at EWU, 10/18/25	1 vs Portland St., 10/25/25	42 vs Portland St., 10/25/25	1 vs Portland St., 10/25/25

Rushing	Attempts	Yards	TD	Long
3-Joshua Wood	12 at Washington St., 8/30/25	101 at Washington St. 8/30/25	3 at Montana, 9/27/25	59 vs. St. Thomas, 9/6/25
6-Trais Higgins	1 vs Northern Colo., 10/11/25	12 vs Northern Colo., 10/11/25	--	12 vs Northern Colo., 10/11/25
7-Emerson Cortez-Menjivar	1 (4x) last vs Weber St., 11/16/24	53 at A. Christian, 9/21/24	53 at A. Christian, 9/21/24	53 at A. Christian, 9/21/24
8-Nick Josifek	6 at UC Davis, 9/28/24	55 at UC Davis, 9/28/24	--	21 at UC Davis, 9/28/24
10-Jack Wagner	6 (2x) last vs Cal Poly, 10/19/24	42 vs Idaho State, 11/18/23	--	29 vs Idaho State, 11/18/23
11-Nolan McWilliams	1 at Montana, 9/27/25	2 at Montana, 9/27/25	--	2 at Montana, 9/27/25
14-Sawyer Teeney	4 vs Portland St., 10/25/25	14 vs Portland St., 10/25/25	--	14 vs Portland St., 10/25/25
16-Rocco Koch	14 at Eastern Wash., 10/18/25	84 at Eastern Wash., 10/18/25	2 vs Northern Colo., 10/11/25	16 (1x) last at Eastern Wash. 10/18/25
20-Elisha Cummings	17 2x, at Washington St. 8/30/25	128 vs. Eastern Wash. 11/5/22	2 vs. Northern Colo., 10/11/22	43 vs No. Arizona, 10/5/24
23-Art Williams	18 at San Jose St., 9/20/25	144, vs. Utah Tech, 9/13/25	2 at Portland St., 11/9/24	68 vs. Utah Tech, 9/13/25
25-Carlos Matheney	7 vs Idaho State, 11/18/23	23 (2x) last vs Idaho State, 11/18/23	1 at Idaho State, 11/23/24	13 at Lamar, 8/31/23
28-Nate Thomas	21 at Idaho State, 11/23/24	171 at Idaho State, 11/23/24	2 (2x) last vs UAlbany, 9/14/24	59 at Western Illinois, 11/18/23*
37-Hayden Kincheloe	5 at Washington St., 8/30/25	12 at Washington St., 8/30/25	--	4 at Washington St., 8/30/25

Receiving	Receptions	Yards	TD	Long
0-Marquawn McCraney	7 at Eastern Wash., 10/18/25	105 at Eastern Wash., 10/18/25	1 (2x) last vs Portland St., 10/25/25	26 at Eastern Wash., 10/18/25
1-Michael Graves	5 at NAU, 9/24/22	85 at Indiana, 9/10/22	1 at Eastern Wash., 10/18/25	71 at Indiana, 9/10/22
2-Lonyatta Alexander Jr.	5 at New Mexico, 8/24/24	58 at New Mexico, 8/24/24	--	37 at New Mexico, 8/24/24
4-Tony Harste	5 vs. St. Thomas, 9/6/25	92 vs. St. Thomas, 9/6/25	--	65 vs Cal Poly, 10/19/24
6-Trais Higgins	2-at Montana State, 10/12/24	34-at Montana State, 10/12/24	--	18 at Montana State, 10/12/24
7-Emmerson Cortez-Menjivar	52x last at San Jose St., 9/20/25	84 at San Jose St., 9/20/25	2 at UC Davis, 9/28/24	48 at Montana, 9/27/25
11-Nolan McWilliams	3 vs Portland St., 10/25/25	50 vs Portland St., 10/25/25	--	27 vs Portland St., 10/25/25
13-Chance Bogan	3 vs Northern Colo., 10/11/25	16 vs Northern Colo., 10/11/25	--	7 vs Northern Colo., 10/11/25
15-Daveon Superales	4 at Montana, 9/27/25	98 at Montana, 9/27/25	--	45 at Montana, 9/27/25
20-Elisha Cummings	5 vs Northern Colo., 10/11/25	100 vs Portland St., 10/25/25	1 (3x) last vs Portland St., 10/25/25	64 vs Portland St., 10/25/25
23-Art Williams	3 at San Jose St., 9/20/25	17 at San Jose St., 9/20/25	--	11 vs. St. Thomas, 9/6/25
25-Carlos Matheney	1 vs Northern Colo., 10/11/25	12 vs Northern Colo., 10/11/25	--	12 vs Northern Colo., 10/11/25
28-Nate Thomas	4 at North Dakota St. 11/20/21*	22 at Western Illinois, 11/18/23*	--	20 vs UAlbany, 9/14/24
33-Jake Cox	4 vs Portland St., 10/25/25	63 vs Portland St., 10/25/25	1 (6x) last vs Portland St., 10/25/25	42 vs Portland St., 10/25/25
47-LJ Harm	1 at Montana State, 12/13/24	7 at Montana State, 12/13/24	--	7 at Montana State, 12/13/24
81-Noah West-Baranco	2 at Montana State, 12/13/24	48 vs Portland St., 10/25/25	1 (2x) last vs Portland St., 10/25/25	48 vs Portland St., 10/25/25
89-Ryan Jezioro	6 vs. St. Thomas, 9/6/25	102 at Montana, 9/27/25	1 (3x) last at San Jose St., 9/20/25	62 at Montana, 9/27/25

Punt Returns	Number	Yards	TD	Long
4-Tony Harste	1 at Montana, 9/27/25	3 at Montana, 9/27/25	--	3 at Montana, 9/27/25
11-Nolan McWilliams	2 vs Portland St., 10/25/25	39 vs Portland St., 10/25/25	--	29 vs Portland St., 10/25/25
20-Elisha Cummings		81 vs Southern Utah, 11/6/21	--	31 vs Southern Utah, 11/6/21

Kickoff Returns	Number	Yards	TD	Long
1-Michael Graves	1 vs Northern Colo., 10/11/22	20 vs Northern Colo., 10/11/22	--	20 vs Northern Colo., 10/11/22
6-Trais Higgins	2 (2x) vs Portland St., 10/25/25	55 vs Portland St., 10/25/25	--	29 vs Portland St., 10/25/25
7-Emmerson Cortez-Menjivar	12x at Washington St., 8/30/25	23 at Washington St., 8/30/25	--	23 at Washington St., 8/30/25
7-Aaron Kinsey	1 at Washington St., 8/30/25	22 at Washington St., 8/30/25	--	22 at Washington St., 8/30/25
15-Zach Wusstig	5 vs. St. Thomas, 9/6/25	107 vs. St. Thomas, 9/6/25	--	26 vs. St. Thomas, 9/6/25
20-Elisha Cummings	4 at UC Davis, 9/28/24	75 at UC Davis, 9/28/24	--	21 (2x) last at UC Davis, 9/28/24

Kicking	FGA	FGM	Long Att.	Long Made
29-Owen Adams	2 at Montana, 9/27/25	2 at Montana, 9/27/25	47 vs Portland St., 10/25/25	47 vs Portland St., 10/25/25
48-Owen Forsman	2 vs. Utah Tech, 9/13/25	2 vs. Utah Tech, 9/13/25	49 vs. Utah Tech, 9/13/25	49 vs. Utah Tech, 9/13/25
91- Cameron Pope	3 (2x) last vs Weber St., 11/16/24	3 vs Weber St., 11/16/24	54 at UC Davis, 9/28/24	50 vs Weber St., 11/16/24

PATs	Attempted	Made
29-Owen Adams	6 vs Portland St., 10/25/25	6 vs Portland St., 10/25/25
48-Owen Forsman	4 at San Jose St., 9/20/25	4 at San Jose St., 9/20/25
91- Cameron Pope	5 (2x) last vs EWU, 10/26/24	5 (2x) last vs EWU, 10/26/24

Punting	Number	Avg.	Long
47-LJ Harm	7(2x) at Oregon, 8/31/24	46 vs Cal Poly, 10/19/24	53 at A. Christian, 9/21/24
91-Cameron Pope	3 vs Portland St., 10/25/25	45.5 at A. Christian, 9/21/24	50 vs Portland St., 10/25/25

\*at previous school.

# SINGLE-GAME CAREER HIGHS - DEFENSE

Tackles	Total Tackles
0-Jhamell Blenman	7 vs. St. Thomas, 9/6/25
1-Michael Graves	1 at Eastern Wash., 9/30/23
1-Hayden John	10 vs. St. Thomas, 9/6/25
2-Donovan Parham	10 vs. Alabama A&M, 11/23/24
3-Hysan Dalton	2 (2x) last at Montana, 9/27/25
4-Isiah King	10 (2x) last vs Northern Colo., 10/11/25
5-Maurice Heims	3 vs. Utah Tech, 9/13/25
6-Zakhari Spears	2 vs Northern Colo., 10/11/25
7-Aaron Kinsey	2 2x at Washington St., 8/30/25
8-Joshua Barnes	1 vs. UAlbany, 9/14/24
10-Will Cornelson	14 (2x) last at NE Oklahoma A&M, 9/28/24*
10-Jack Wagner	1 vs. Idaho State, 11/23/24
11-Khaled Rawls	1 at Washington St., 8/30/25
12-Kamari Baker	2 vs Portland St., 10/25/25
13-Chance Bogan	1 at Lamar Univ., 8/31/23
13-Wayne Queen	1 (2x) last at UC Davis, 9/30/24
15-Zach Wusstig	5 at Eastern Wash., 10/18/25
18-Tim Jackson	6 vs Portland St., 10/25/25
19-Brayden Rice	2 (3x) last vs Northern Colo., 10/11/25
20-Elisha Cummings	1 (2x) last at Northern Arizona, 10/5/24
20-Jahman McNeil	1 vs Portland St., 10/25/25
21-Dylan Layne	12 vs. St. Thomas, 9/6/25
22-Caleb Ricks	5 at Washington St., 8/30/25
26-Tsiyown Lowery	1 vs Portland St., 10/25/25
27-Brody Michael	2 vs. St. Thomas, 9/6/25
28-Matt Irwin	5 at San Jose St., 9/20/25
28-Nate Thomas	2 vs. UC Davis, 9/30/24
33-Julian Lee	2 (2x) vs. UAlbany, 9/14/24
35-Isiah Bivins	1 vs Portland St., 10/25/25
37-Hayden Kincheloe	1 (2x) vs. Idaho State, 11/18/23
41-Mason Krahn	1 vs Portland St., 10/25/25
42-Ryder Bordner	4 vs Portland St., 10/25/25
43-Trenton Fisher	2 vs Northern Colo., 10/11/25
44-Cruz Hepburn	10 at Montana, 9/27/25
45-Mitchel Jaskowiak	4 vs Portland St., 10/25/25
46-Dylan Fischer	1 vs Portland St., 10/25/25
48-Owen Forsman	1 at Montana, 9/27/25
54-Titus Ringor	3 vs Northern Colo., 10/11/25
57-Xander Echols	1 at Montana State, 10/12/24
70-Zach Penner	1 vs Northern Colo., 10/11/25
82-Trenton Swanson	1 vs Portland St., 10/25/25
89-Matyus McLain	7 vs. St. Thomas, 9/6/25
93-Sam Brown	4 (2x) last at Montana, 9/27/25
96-Zach Krotzer	7 (2x) last vs Portland St., 10/25/25
97-Freddy Lujan	3 vs Northern Colo., 10/11/25
98-Junior Maile	3 at Montana, 9/27/25
99-Trevor Miller	2 vs. St. Thomas, 9/6/25

Name	Tackles for Loss	Sacks
0-Jhamell Blenman	0.5 (3x) last vs Portland St., 10/25/25	--
1-Hayden John	1 at Montana, 9/27/25	--
2-Donovan Parham	2.5 at Lamar, 9/7/24*	2 at Lamar, 9/7/24*
4-Isiah King	2.5 at Washington St., 8/30/25	1.0 2x at Washington St., 8/30/25
5-Maurice Heims	-	1.0 vs. Colorado, 11/19/22*
6-Zakhari Spears	0.5 vs Northern Colo., 10/11/25	--
10-Will Cornelson	5.0 at Navarro, 11/2/24*	2.5 at Blinn, 10/12/24*
15-Zach Wusstig	1.0 at Eastern Wash., 10/18/25	--
21-Dylan Layne	2.0 at Cal Poly, 10/7/23	1.0 vs. Southern Illinois, 12/2/23
33-Julian Lee	0.5 vs. UAlbany, 9/14/24	0.5 vs. UAlbany, 9/14/24
44-Cruz Hepburn	1.0 (3x) last vs Portland St., 10/25/25	--
45-Mitch Jaskowiak	2.0 at Washington St., 8/30/25	--
54-Titus Ringor	1.0 (2x) last vs Portland St., 10/25/25	1.0 vs Portland St., 10/25/25
89-Matyus McLain	3.5 at Eastern Wash., 10/18/25	1.5 vs. St. Thomas, 9/6/25
93-Sam Brown	1.0 (4X) last vs Idaho State, 11/23/24	0.5 vs. Idaho State, 11/18/23
96-Zach Krotzer	2.5 at Northern Colo., 11/4/23	1.0 (3x) last at A. Christian, 9/21/24
98-Junior Maile	1.0 at Montana, 9/27/25	1.0 at Montana, 9/27/25

\*at previous school.

# 2025 SCORING DRIVES DRIVES

2025 SCORING DRIVES

OPP	PLAYS-YARDS	TOP	Scoring Play	Obtained
WSU	16-75	8:53	3-yard rush by Art Williams	Kickoff
WSU	4-7	0:39	21-yard field goal by Cameron Pope	Fumble
UST	<b>11-64</b>	<b>6:34</b>	<b>33-yard field goal by Cameron Pope</b>	<b>FGA</b>
UST	<b>8-68</b>	<b>4:08</b>	<b>4-yard run by Rocco Koch</b>	<b>Kickoff</b>
UST	<b>11-77</b>	<b>5:00</b>	<b>4-yard reception by Jake Cox (Joshua Wood)</b>	<b>Kickoff</b>
UST	<b>6-38</b>	<b>1:40</b>	<b>21-yard reception by Tony Harste (Joshua Wood)</b>	<b>Fumble</b>
UST	4-82	1:37	42-yard reception by Ryan Jezioro (Joshua Wood)	Kickoff
UST	2-60	0:55	59-yard run by Joshua Wood	Punt
UTU	14-70	7:40	6-yard reception by Ryan Jezioro (Joshua Wood)	Punt
UTU	12-84	2:55	24-yard field goal by Owen Forsman	Punt
UTU	8-43	3:25	49-yard field goal by Owen Forsman	Kickoff
UTU	12-94	7:12	18-yard rush by Joshua Wood	Punt
SJSU	11-54	6:06	1-yard rush by Joshua Wood	Fumble
SJSU	15-85	8:50	1-yard rush by Art Williams	Punt
SJSU	15-74	9:46	15-yard reception by Ryan Jezioro (Joshua Wood)	Kickoff
SJSU	11-57	7:27	18-yard reception by Noah West-Baranco (Joshua Wood)	Kickoff
UM	12-61	6:15	31-yard field goal by Owen Adams	Kickoff
UM	9-51	4:07	41-yard field goal by Owen Adams	Kickoff
UM	7-86	2:35	8-yard rush by Joshua Wood (Two-point conversion good)	Punt
UM	5-79	2:01	4-yard rush by Joshua Wood (Two-point conversion good)	Kickoff
UM	7-75	1:37	1-yard rush by Joshua Wood (Two-point conversion good)	Kickoff
UNC	6-75	3:26	39-yard reception by Elisha Cummings (Jack Wagner)	Kickoff
UNC	11-75	5:23	12-yard rush by Rocco Koch	Kickoff
UNC	9-54	2:39	38-yard field goal by Owen Adams	Kickoff
UNC	13-75	7:37	16-yard rush by Rocco Koch (Two-point conversion good)	Kickoff
UNC	12-75	5:09	10-yard rush by Nate Thomas (Two-point conversion good)	Kickoff
EWU	6-75	4:18	26-yard reception by Marquawn McCraney (Jack Wagner)	Kickoff
EWU	7-80	1:32	40-yard reception by Michael Graves (Nick Josifek)	Punt
PSU	2-73	0:59	64-yard reception by Elisha Cummings (Joshua Wood)	Kickoff
PSU	2-59	0:49	48-yard reception by Noah West-Baranco (Joshua Wood)	Interception
PSU	8-69	3:35	24-yard reception by Marquawn McCraney (Joshua Wood)	Kickoff
PSU	9-77	2:04	6-yard reception by Emmerson Cortez-Menjivar (Joshua Wood)	Punt
PSU	4-75	2:13	42-yard reception by Jake Cox (Rocco Koch)	Kickoff
PSU	8-44	4:55	13-yard rush by Elisha Cummings	Punt
PSU	5-10	3:22	44-yard field goal by Owen Adams	Punt

IDAHO - 2025		
DRIVE LENGTH	TOTAL DRIVES	SCORING DRIVES
<0	5	0
0-9	21	1
10-19	7	0
20-29	5	0
30-39	3	1
40-49	3	1
50-59	6	4
60-69	5	4
70-79	11	10
80-89	5	5
90-99	1	1

RED ZONE	TD	FG
SCORES-TRIPS	17-24	5-24
PERCENTAGE	.708	.208
<b>TOTAL: 22-24 (91.7%)</b>		

OPPONENT - 2025		
DRIVE LENGTH	TOTAL DRIVES	SCORING DRIVES
<0	4	1
0-9	12	2
10-19	7	0
20-29	7	1
30-39	6	3
40-49	6	4
50-59	5	4
60-69	5	4
70-79	7	6
80-89	4	4
90-99	0	0

RED ZONE	TD	FG
SCORES-TRIPS	18-31	8-31
PERCENTAGE	.580	.258
<b>TOTAL: 26-31 (.839)</b>		

# THE LAST TIME...

**INDIVIDUAL WITH 200+ YARDS RUSHING**

Idaho – 212, Deshaun Buchanan, at Portland State, Nov. 9, 2023  
 Opponent – 244, Jalin Moore, Appalachian State, Nov. 14, 2015

**TWO TEAMMATES WITH 100+ YARDS RUSHING**

Idaho – Anthony Woods (211) and Nick Romano (129), at Eastern Washington, Sept. 30, 2023  
 Opponent – T. Mellott (148) and S. Humphrey (124), Montana State, Oct. 12, 2024

**INDIVIDUAL WITH 400+ YARDS PASSING**

Idaho – 498, Mason Petrino, at NAU, Nov. 23, 2019  
 Opponent – 422, Justin Miller, Southern Utah, March 27, 2021

**INDIVIDUAL WITH 200+ YARDS RECEIVING**

Idaho – 209, Hayden Hatten at Southeastern (La.), Nov. 26, 2022  
 Opponent – 208, Connor Tanner, Idaho State, April 3, 2021

**TWO TEAMMATES WITH 100+ YARDS RECEIVING**

Idaho – Jermaine Jackson (111) and Hayden Hatten (209), at Southeastern (La.), Nov. 26, 2022  
 Opponent – Mitch Gueller (184), Michael Dean (156) and Demonte Horton (113), Idaho State, Oct. 6, 2018

**THREE TEAMMATES WITH 100+ YARDS RECEIVING**

Idaho – Deon Watson (129), Alfonso Onunwor (117), Jordan Frysinger (102), vs New Mexico State Oct. 15, 2016  
 Opponent – Mitch Gueller (184), Michael Dean (156) and Demonte Horton (113), Idaho State, Oct. 6, 2018

**FEWER THAN 100 YARDS RUSHING (TEAM)**

Idaho – 92, vs Lehigh, Dec. 7, 2024  
 Opponent – 98, vs. Utah Tech, Sept. 13, 2025

**FEWER THAN 200 YARDS PASSING (TEAM)**

Idaho – 119, vs. Utah Tech, Sept. 13, 2025  
 Opponent – 149, vs. Utah Tech, Sept. 13, 2025

**FEWER THAN 200 YARDS TOTAL OFFENSE (TEAM)**

Idaho – 176, at Montana State, Oct. 12, 2024  
 Opponent – 125, at Montana State, Oct. 12, 2024

**KICKOFF RETURNED FOR TOUCHDOWN**

Idaho – Andrew Marshall, 100 yards, at Idaho State, Nov. 23, 2024  
 Opponent – Michael Wortham, 100 yards, Eastern Washington, Oct. 26, 2024

**PUNT RETURNED FOR TOUCHDOWN**

Idaho – Andrew Marshall, 47 yards, vs UAlbany, Aug. 14, 2024  
 Opponent – Richaud Floyd, 85 yards, at Missouri, Oct. 21, 2017

**INTERCEPTION RETURNED FOR TOUCHDOWN**

Idaho – Zach Johnson, 74 yards, vs Lehigh, Dec. 7, 2024  
 Opponent – Anthony Smith, Eastern Washington, Feb. 27, 2021

**FUMBLE RECOVERY RETURNED FOR TD**

Idaho – Ormanie Arnold, 15 yards, Sacramento State, Sept. 23, 2023  
 Opponent – Kai Rapolla, 81 yards, Cal Poly, Oct. 19, 2023

**BLOCKED FIELD GOAL RETURNED FOR TD**

Idaho – Dorian Clark, 47 yards, vs. Western New Mexico, Sept. 8, 2018  
 Opponent – Jaron Bryant, 71 yards, Fresno State, Sept. 1, 2018 (Twice in game)

**BLOCKED PUNT RETURNED FOR TD**

Idaho – Connor Whitney, 0 yards, vs. North Dakota, Nov. 3, 2018  
 Opponent – Namane Modise, 0 yards, UC Davis, Sept. 22, 2018

**SCORED A SAFETY**

Idaho – at Montana, Oct 15, 2022  
 Opponent – at Indiana, Sept. 10, 2022

**THE VANDALS**

Scored 30-40 points.....	vs. Northern Colo., Oct. 11, 2025 (33 pts)
Scored 40-50 points.....	vs. Portland State (Oct. 25, 2025 45 pts)
Scored 50-60 points.....	vs. Portland State, Oct. 22, 2022 (56 pts)
Scored 60+ points.....	vs. Idaho State, Nov. 18, 2023 (63 pts)
Rushed for 200-300 yards.....	vs. Northern Colo., Oct. 11, 2025 (203 yds)
Rushed for 300+ yards.....	vs. Eastern Washington, Sept. 30, 2022 (363 yds)
Passed for 200-300 yards.....	vs. Northern Colo., Oct. 11, 2025 (237 yds)
Passed for 300-400 yards.....	vs. Portland State, Oct. 25, 2025 (301 yds)
Passed for 400+ yards.....	at Idaho State, Nov. 23, 2023 (415 yds)
400-500 yards Total Offense.....	vs. Portland State, Oct. 25, 2025 (464 yds)
500-600 yards Total Offense.....	vs. Idaho State, Nov. 18, 2023 (579 yds)
600-700 yards Total Offense.....	vs. Colorado State, Dec. 22, 2016 (606 yds)
700+ yards Total Offense.....	at NAU, Nov. 23, 2019 (738 yds)
Had a Lightning Delay.....	at Indiana, Sept. 10, 2022
Played an Overtime Game.....	vs. Southern Illinois, Dec. 2, 2023 (W, 20-17)
Won an Overtime Game.....	vs. Southern Illinois, Dec. 2, 2023 (W, 20-17)
Played a double overtime game.....	at South Alabama, Sept. 23, 2017 (W, 29-23)

2025 OFFENSIVE STARTERS

Opponent	WR/TE	TE/RB	LT	LG	C	RG	RT	QB	RB	WR	WR/TE
at Washington State	#4 Harste	#33 Cox	#68 Vliem	#74 Azzopardi	#50 Vining	#51 Evans	#52 Henson	#3 Wood	#20 Cummings	#89 Jezioro	#67 Skinner
vs. St. Thomas	#4 Harste	#33 Cox	#68 Vliem	#74 Azzopardi	#50 Vining	#51 Evans	#52 Henson	#3 Wood	#20 Cummings	#89 Jezioro	#7 Cortez-Menjivar
vs. Utah Tech	#11 McWilliams	#33 Cox	#68 Vliem	#74 Azzopardi	#50 Vining	#51 Evans	#52 Henson	#3 Wood	#20 Cummings	#89 Jezioro	#87 Hoffmann
at San Jose State	#4 Harste	#33 Cox	#68 Vliem	#74 Azzopardi	#50 Vining	#51 Evans	#52 Henson	#3 Wood	#23 Williams	#89 Jezioro	#7 Cortez-Menjivar
at Montana	#4 Harste	#33 Cox	#68 Vliem	#74 Azzopardi	#50 Vining	#51 Evans	#52 Henson	#3 Wood	#28 Thomas	#89 Jezioro	#7 Cortez-Menjivar
vs Northern Colorado	#15 Superales	#33 Cox	#68 Vliem	#74 Azzopardi	#50 Vining	#51 Evans	#52 Henson	#10 Wagner	#20 Cummings	#89 Jezioro	#0 McCraney
at Eastern Washington	#15 Superales	#33 Cox	#68 Vliem	#74 Azzopardi	#50 Vining	#51 Evans	#52 Henson	#10 Wagner	#20 Cummings	#89 Jezioro	#0 McCraney
vs Portland State	#87 Hoffmann	#33 Cox	#68 Vliem	#74 Azzopardi	#50 Vining	#51 Evans	#52 Henson	#3 Wood	#20 Cummings	#7 Cortez-Menjivar	#0 McCraney

2025 DEFENSE STARTERS

Opponent	EDGE	DT	DT	EDGE/S	LB	LB	LB/CB	S	S	CB	CB
at Washington State	#93 Brown	#45 Jaskowiak	#96 Krotzer	#89 McLain	#4 King	#21 Layne	#10 Cornelson	#1 John	#28 Irwin	#0 Blenman	#3 Dalton
vs. St. Thomas	#2 Parham	#45 Jaskowiak	#96 Krotzer	#89 McLain	#4 King	#21 Layne	#44 Hepburn	#1 John	#15 Wusstig	#0 Blenman	#22 Ricks
vs. Utah Tech	#2 Parham	#45 Jaskowiak	#96 Krotzer	#89 McLain	#4 King	#21 Layne	#18 Jackson	#1 John	#15 Wusstig	#0 Blenman	#22 Ricks
at San Jose State	#2 Parham	#45 Jaskowiak	#96 Krotzer	#89 McLain	#4 King	#21 Layne	#44 Hepburn	#1 John	#28 Irwin	#0 Blenman	#22 Ricks
at Montana	#2 Parham	#45 Jaskowiak	#96 Krotzer	#89 McLain	#4 King	#21 Layne	#44 Hepburn	#1 John	#15 Wusstig	#0 Blenman	#22 Ricks
vs Northern Colorado	#2 Parham	#54 Ringor	#96 Krotzer	#89 McLain	#4 King	#21 Layne	#44 Hepburn	#1 John	#15 Wusstig	#0 Blenman	#22 Ricks
at Eastern Washington	#2 Parham	#45 Jaskowiak	#96 Krotzer	#89 McLain	#4 King	#21 Layne	#44 Hepburn	#1 John	#15 Wusstig	#0 Blenman	#22 Ricks
vs Portland State	#2 Parham	#54 Ringo	#96 Krotzer	#89 McLain	#4 King	#21 Layne	#44 Hepburn	#1 John	#15 Wusstig	#0 Blenman	#22 Ricks

2025 IDAHO'S RECORD WHEN...

<b>GAME SITE</b>	<b>TOTAL OFFENSE</b>	<b>TIME OF DAY</b>
At the P1FCU Kibbie Dome..... 3-1	More Total Yards than Opp..... 2-2	Day Game (before 4 p.m.) ..... 3-3
On the Road ..... 0-4	Fewer Total Yards than Opp..... 1-3	Night Game ..... 0-2
Neutral Site ..... 0-0	Same Total Yards as Opp ..... 0-0	<b>DAY OF THE WEEK</b>
<b>ON TV (LINEAR)</b>	<b>PASSING OFFENSE</b>	Saturday..... 3-5
At P1FCU Kibbie Dome ..... 3-1	More Passing Yards than Opp ..... 2-3	Friday ..... 0-0
On the Road ..... 0-4	Fewer Passing Yards than Opp..... 1-2	<b>MONTH</b>
Neutral Site ..... 0-0	Same Passing Yards as Opp..... 0-0	August ..... 0-1
<b>LEADING, TRAILING OR TIED</b>	<b>RUSHING OFFENSE</b>	September ..... 2-2
Idaho Scores First ..... 2-1	More Rushing Yards than Opp..... 2-3	October ..... 1-2
Opponent Scores First ..... 1-4	Fewer Rushing Yards than Opp ..... 1-2	November ..... 0-0
Leading After First Quarter ..... 1-2	Same Rushing Yards as Opp ..... 0-0	December..... 0-0
Trailing After First Quarter ..... 1-2	<b>TURNOVER BATTLE</b>	<b>VS DIVISION</b>
Tied After First Quarter ..... 1-1	Committed fewer TOs than opp..... 2-0	FCS ..... 3-3
Leading at the Half ..... 3-0	Committed more TOs than opp ..... 0-4	FBS ..... 0-2
Trailing at the Half ..... 0-4	Committed same TOs as opp ..... 1-1	<b>SUPERLATIVES</b>
Tied at the Half ..... 0-1	<b>IDAHO SCORING</b>	Largest Lead
Leading After Third Quarter ..... 3-0	< 10..... 0-0	39; vs Portland St., 10/25/25
Trailing After Third Quarter ..... 0-3	10-19 ..... 0-2	Largest Deficit
Tied After Third Quarter ..... 0-1	20-29 ..... 1-1	18; 2x last vs Northern Colo., 10/11/25
<b>FINAL MARGIN</b>	30-39 ..... 2-2	Largest Halftime Lead
1-7 ..... 1-3	40-49 ..... 1-0	18; vs Portland St., 10/25/25
8-14 ..... 1-1	50+ ..... 0-0	Largest Halftime Deficit
15-21 ..... 0-1	<b>OPPONENT SCORING</b>	18, vs Northern Colo., 10/11/25
22-30 ..... 0-0	< 10..... 2-0	Widest Margin of Victory
31-40 ..... 1-0	10-19 ..... 0-1	39; vs. Portland State, 10/25/25
40+ ..... 0-0	20-29 ..... 0-1	Widest Margin of Defeat
<b>OVERTIME</b>	30-39 ..... 1-1	16 vs Northern Colo., 10/11/25
At P1FCU Kibbie Dome ..... 0-0	40-49 ..... 0-2	Largest Deficit Overcome
On the Road ..... 0-0	50+ ..... 0-0	4, vs. St. Thomas, Sept. 6
Neutral Site ..... 0-0		Largest Lead Lost
		14, at San Jose St., Sept. 20
		Latest Deficit Overcome
		N/A
		Latest Lead Lost
		28-21, 5:24 in 4th, at San Jose St., Sept. 20
		Longest Lead Held

# AROUND THE BIG SKY

## 2025 BIG SKY CONFERENCE FOOTBALL STANDINGS

SCHOOL	Big Sky		Overall		PF-PA	HOME AWAY	CoST	STRK
	CONF	PCT	OVERALL					
Montana	4-0	1.000	8-0	1.000	332-193	6-0 2-0	W4	W8
UC Davis	4-0	1.000	6-1	.857	231-207	3-0 3-1	W4	W5
Montana State	4-0	1.000	6-2	.750	268-140	4-1 2-1	W4	W6
Eastern Washington	3-1	.750	4-4	.500	183-248	3-0 1-4	W3	W3
Northern Arizona	2-2	.500	5-3	.625	236-255	2-1 3-2	W1	W1
Sacramento State	2-2	.500	4-4	.500	268-227	3-2 1-2	L1	L1
Cal Poly	1-3	.250	3-5	.375	208-242	1-2 2-3	L3	L3
IDAHO	1-3	.250	3-5	.375	217-197	3-1 0-4	W1	W1
Northern Colorado	1-3	.250	3-5	.375	195-197	1-2 2-3	L2	L2
Weber State	1-3	.250	3-5	.375	195-297	1-2 2-3	L1	L1
Idaho State	1-3	.250	2-6	.250	263-255	1-2 1-4	L3	L3
Portland State	0-4	.000	0-8	.000	100-338	0-3 0-5	L4	L8

### THIS WEEK IN THE BIG SKY (ALL TIMES PACIFIC)

#### FRIDAY, OCT. 31 - WEEK 10

IDAHO at NAU 7:30 p.m.

#### SATURDAY, NOV. 1

Montana State at Northern Colorado 11 a.m.  
 Montana at Weber State 12 p.m.  
 Sacramento State at Eastern Washington 1 p.m.  
 Idaho State at UC Davis 1 p.m.  
 Portland State at Cal Poly 2 p.m.

### LAST WEEK IN THE BIG SKY

#### SATURDAY, OCT. 25 - WEEK 9

UC Davis, Northern Colorado 16  
 Eastern Washington 23, Weber State 20  
**Portland State 6, Idaho 45**  
 Northern Arizona 31, Idaho State 18  
 Montana State 34, Cal Poly 17

### 2025 OFFENSIVE PLAYERS OF THE WEEK

Sept. 1 Ty Dieffenback, Cal Poly  
 Sept. 6 **JOSHUA WOOD, IDAHO**  
     Eli Gillman, Montana  
 Sept. 13 Ty Pennington, NAU  
 Sept. 20 Ty Pennington, NAU  
     Keali'i Ah Yat, Montana  
 Sept. 27 Michael Wortham, Montana  
     Caden Pinnick, UC Davis  
 Oct. 6 Michael Wortham, Montana  
     Caden Pinnick, UC Davis  
 Oct. 13 Caden Pinnick, UC Davis  
 Oct. 18 Keali'i Ah Yat, Montana  
 Oct. 25 Michael Wortham, Montana

### 2025 DEFENSIVE PLAYERS OF THE WEEK

Sept. 1 Rex Connors, UCD  
 Sept. 6 Ezra Ekuba, Northern Colorado  
     Koa Akui, Sacramento St.  
 Sept. 13 Hudson Voggesser, N. Colorado  
 Sept. 20 Dylan Hamptsen, Sacramento St.  
     Jacob Psyk, UC Davis  
 Sept. 27 Kenneth Eiden, Montana State  
 Oct. 6 Kenneth Eiden, Montana State  
 Oct. 13 Cam Chapa, Northern Colo.  
     Kenzel Lawler, Montana  
 Oct. 18 Kao Hansen, Weber State  
 Oct. 25 Peyton Wing, Montana


# ALL-BIG SKY

## 2025 PRESEASON ALL-BIG SKY

OL: Nate Azzopardi



DL: Zach Krotzer



LB: Isiah King



# WATCHLISTS

## SHRINE BOWL 1000 WATCHLIST

Offensive Lineman - Nate Azzopardi

### FRED MITCHELL AWARD

Kicker - Cam Pope

### TOP 25 MOST IMPORTANT FCS QBS - HERO SPORTS

Quarterback - Joshua Wood

### 2025 SPECIAL TEAMS PLAYERS OF THE WEEK

Sept. 1 Landon Ogles, EWU  
 Sept. 6 Trajan Sinatra, Idaho St.  
 Sept. 13 Sloan Calder, Weber St.  
     Ty Morrison, Montana  
 Sept. 20 Ty Morrison, Montana  
 Sept. 27 Taco Dowler, Montana State  
 Oct. 6 Taco Dowler, Montana State  
 Oct. 13 Rodney Hammond Jr., Sac. State  
 Oct. 18 Grant Meadors, Sac. State  
 Oct. 25 Landon Ogles, EWU  
     Ty Morisson, Montana

# FIGHTIN' TATERS



In celebration of Ag Appreciation Week in Idaho's Sept. 6 game against St. Thomas, the University of Idaho Athletics has partnered with The Field Rush to create an alternate helmet for the Sept. 6 game against St. Thomas. Idaho will be sporting black helmets with Pride Gold "Fightin' Taters" decals this weekend.

The original idea came from Idaho's friends, The Field Rush, who posted a meme suggesting the alternate branding. Upon further discussions, Idaho and The Field Rush decided to pursue the opportunity together.

"The University of Idaho already has one of the most unique mascots and brands in all of college athletics," Assistant Athletic Director for Brand Engagement and Digital Strategy Jerek Wolcott said. "This was an opportunity

to celebrate our state and our tremendous agricultural history while partnering with the creative minds at Field Rush for a game sponsored by the Idaho Potato Commission. Everything came together for this week for something truly unique, and we couldn't be more excited to see this alternate brand on the field."

The most unique helmets in the game have been heralded as "the best helmets in college football" by many, including Homefield Apparel, and have been featured on news outlets and social media platforms such as College Gameday, ESPN, Sports Illustrated, Barstool Sports, On3, FanDuel, UniSwag, Unnecessary Roughness, Athlon Sports, The Bobby Bones Show, etc.

Upon their debut, they were ranked in Uniswag's top ten uniforms of the week, and were rated as FCS Untapped's best uniforms of the week. Upon release, Idaho's Fightin' Taters apparel launched Idaho to be the No. 1 selling school in the nation on Homefield Apparel's website.

As a state, Idaho is globally known for the quality and quantity of its potatoes. They are a \$4 billion industry in the Gem State and provide over 30,000 jobs. Although most potato fields within Idaho are in southern and eastern Idaho, University of Idaho potato research and extension offices have proven to be crucial to the industry, proving to be a unifying element to both institutions.



*Fightin'  
Taters*



# 2025 FCS NATIONAL STATISTICAL RANKINGS

Statistic	National Rank	Conference Rank	Value	National Leader	Value	Conference Leader	Value
3rd Down Conversion Pct (126 ranked)	32	4	0.434	Alabama St.	0.562	Montana St.	0.485
3rd Down Conversion Pct Defense (126 ranked)	28	3	0.351	South Carolina St.	0.257	Montana St.	0.278
4th Down Conversion Pct (126 ranked)	12	2	0.684	Southern Utah	1.000	Montana	0.750
4th Down Conversion Pct Defense (126 ranked)	118	11	0.714	Drake	0.167	Eastern Wash.	0.471
Blocked Kicks (47 ranked)				Eastern Wash. Norfolk St. UT Martin	5 5 5	Eastern Wash.	5
Blocked Kicks Allowed (125 ranked)	1	1	0	41 teams tied	0	4 teams tied	0
Blocked Punts (18 ranked)				Merrimack Tennessee Tech	4 4	Eastern Wash.	1
Blocked Punts Allowed (122 ranked)	1	1	0	70 teams tied	0	8 teams tied	0
Completion Percentage (126 ranked)	69	6	0.590	North Dakota St.	0.738	Montana St.	0.712
Defensive TDs (30 ranked)				4 teams tied	4	Cal Poly Montana Weber St.	2 2 2
Fewest Penalties (126 ranked)	39	6	44	Harvard	22	Northern Colo.	35
Fewest Penalties Per Game (126 ranked)	36	5	5.50	Lindenwood	2.88	Northern Colo.	4.38
Fewest Penalty Yards (126 ranked)	32	4	353	Dartmouth Lindenwood	201 201	Northern Colo.	278
Fewest Penalty Yards Per Game (126 ranked)	29	4	44.13	Lindenwood	25.13	Northern Colo.	34.75
First Downs Defense (126 ranked)	34	2	144	Harvard	88	Montana St.	137
First Downs Offense (126 ranked)	40	5	167	Monmouth	222	Idaho St.	188
Fumbles Lost (125 ranked)	72	11	5	Cal Poly Florida A&M North Dakota St.	0 0 0	Cal Poly	0
Fumbles Recovered (124 ranked)	54	6	4	Tarleton St.	13	Idaho St. Northern Colo. UC Davis	7 7 7
Kickoff Return Defense (126 ranked)	40	2	19.16	Brown	12.11	Montana	18.37
Kickoff Returns (126 ranked)	55	6	20.44	Southeastern La.	31.25	Montana	25.05
Net Punting (126 ranked)	51	7	36.85	Idaho St.	43.89	Idaho St.	43.89
Passes Had Intercepted (124 ranked)	26	3	4	San Diego Dayton Alabama St.	1 1 1	Northern Ariz. Montana St.	3 3
Passes Intercepted (118 ranked)	93	9	4	Tarleton St.	15	Montana	10
Passing Offense (126 ranked)	68	7	207.0	Western Caro.	340.0	Idaho St.	316.6
Passing Yards Allowed (126 ranked)	69	6	221.9	North Dakota St.	132.0	Northern Colo.	180.3
Passing Yards per Completion (126 ranked)	39	6	12.64	North Dakota St.	16.53	Sacramento St.	15.15
Punt Return Defense (126 ranked)	16	5	4.44	Penn	-5.50	Sacramento St.	1.00
Punt Returns (126 ranked)	64	9	7.63	Penn	19.22	Montana St.	12.38
Red Zone Defense (126 ranked)	70	6	0.839	Harvard	0.583	Montana	0.760
Red Zone Offense (125 ranked)	14	3	0.917	Drake	0.960	Montana	0.939
Rushing Defense (126 ranked)	37	2	136.5	Tennessee Tech	43.0	Montana St.	93.4
Rushing Offense (126 ranked)	33	5	179.1	Delaware St.	316.3	Sacramento St.	234.0
Sacks Allowed (126 ranked)	31	4	1.50	Mercer	0.29	Idaho St.	0.38
Scoring Defense (126 ranked)	38	3	24.6	North Dakota St.	9.6	Montana St.	17.5
Scoring Offense (126 ranked)	49	7	27.1	Tennessee Tech	50.5	Montana	41.5
Tackles for Loss Allowed (125 ranked)	22	3	4.38	Harvard	2.83	Idaho St.	3.63
Team Passing Efficiency (126 ranked)	48	7	138.88	North Dakota St.	198.72	UC Davis	167.10
Team Passing Efficiency Defense (126 ranked)	76	9	138.74	Tarleton St.	98.58	Northern Colo.	105.20
Team Sacks (126 ranked)	116	12	1.00	Mercer	4.14	Sacramento St.	3.25
Team Tackles for Loss (126 ranked)	75	8	5.1	Tennessee Tech	9.5	Sacramento St.	7.5
Time of Possession (126 ranked)	12	1	32:27	Butler	34:12	Idaho	32:27
Total Defense (126 ranked)	43	2	358.4	North Dakota St.	221.1	Montana St.	302.6
Total Offense (126 ranked)	39	8	386.1	Monmouth	520.1	Montana	476.9
Turnover Margin (126 ranked)	69	7	-0.13	Tarleton St.	2.67	UC Davis	0.57
Turnovers Gained (124 ranked)	86	10	8	Tarleton St.	28	Northern Colo.	14
Turnovers Lost (125 ranked)	39	4	9	5 teams tied	3	Montana St.	6
Winning Percentage (124 ranked)	69	7	0.375	6 teams tied	1.000	Montana	1.000

Statistic	Player	National Rank	Conference Rank	Value	National Leader	Value	Conference Leader	Value
All Purpose (200 ranked)					Michael Wortham, Montana	178.75	Michael Wortham, Montana	178.75
Blocked Kicks (1 ranked)					12 players tied	2	Isaiah Perez, Eastern Wash.	2
Combined Kick Returns (200 ranked)	Trais Higgins Zach Wusstig	112 176	9 17	169 107	Sidney Webb, Morehead St.	595	Noah Cronquist, Eastern Wash.	550
Completion Percentage (117 ranked)	Joshua Wood	66	7	0.612	Cole Payton, North Dakota St.	0.750	Justin Lamson, Montana St.	0.719
Completions Per Game (150 ranked)	Joshua Wood	60	7	15.50	Derek Robertson, Monmouth	27.43	Eric Gibson, Northern Colo.	21.50
Field Goal Percentage (84 ranked)	Adams Owen	60	9	0.667	Samuel Tremblay, Maine	1.000	Grant Meadors, Sacramento St.	0.889
Field Goals Per Game (136 ranked)	Adams Owen Cameron Pope Owen Forsman	81 126 129	11 14 15	0.67 0.29 0.25	Nick Reed, New Hampshire	2.00	Sloan Calder, Weber St.	1.75
Forced Fumbles (34 ranked)					Justin Waters, Charleston So.	0.78	Jacob Psyk, UC Davis	0.43
Fumbles Recovered (46 ranked)	Will Cornelson Dylan Layne Dylin McIntyre Donovan Parham	46 46 46 46	2 2 2 2	1 1 1 1	Rashon Myles Jr., Abilene Christian	4	Jacob Psyk, UC Davis	2
Interceptions Per Game (138 ranked)	Jhamell Blenman	57	8	0.25	Kasyus Kurns, Tarleton St.	0.71	Koa Akui, Sacramento St. Jaylon Jenkins, Eastern Wash.	0.50 0.50
Kickoff Return TDs (3 ranked)					Brandon Hayes, Southeastern La. Ja'briel Mace, Villanova	2 2	Rodney Hammond Jr., Sacramento St.	1
Kickoff Returns (80 ranked)					Ja'briel Mace, Villanova	34.1	Rodney Hammond Jr., Sacramento St.	30.1
Passes Defended (31 ranked)					Jarod Washington, South Carolina St. Nate Robinson Jr., Marist	1.75 1.75	Jaylon Jenkins, Eastern Wash.	1.38
Passing Efficiency (117 ranked)	Joshua Wood	35	5	147.1	Andrew Body, Alabama St.	205.3	Caden Pinnick, UC Davis	181.1
Passing TDs (123 ranked)	Joshua Wood	49	5	10	Derek Robertson, Monmouth	27	Keali'i Ah Yat, Montana	17
Passing Yards (150 ranked)	Joshua Wood	81	8	1,186	Derek Robertson, Monmouth	2,482	Keali'i Ah Yat, Montana	2,238
Passing Yards Per Game (150 ranked)	Joshua Wood	49	6	197.7	Derek Robertson, Monmouth	354.6	Keali'i Ah Yat, Montana	279.8
Passing Yards per Completion (117 ranked)	Joshua Wood	31	5	12.75	Cole Payton, North Dakota St.	16.74	Cardell Williams, Sacramento St.	15.12
Points Responsible For (200 ranked)	Joshua Wood	28	4	104	Derek Robertson, Monmouth	172	Keali'i Ah Yat, Montana	120
Points Responsible For Per Game (149 ranked)	Joshua Wood	11	2	17.3	Derek Robertson, Monmouth	24.6	Caden Pinnick, UC Davis	18.0
Punt Return TDs (4 ranked)					A.J. Little, Chattanooga Elijah Kennedy, N.C. A&T Bugs Mortimer, SFA	2 2 2	Jordan Herron, Portland St. Taco Dowler, Montana St.	1 1
Punt Returns (43 ranked)					Julien Stokes, Penn	22.9	Khalani Riddick, UC Davis	12.6
Punting (91 ranked)					Brady Braun, Gardner-Webb	49.6	Ben D'Aquila, Northern Ariz.	48.1
Receiving TDs (98 ranked)	Ryan Jezioro	98	9	3	Joey Isabella, Duquesne	10	Michael Briscoe, Cal Poly Samuel Gbatu, Jr., UC Davis	7 7
Receiving Yards (149 ranked)					Marquis Buchanan, Rhode Island	870	Carver Cheeks, Northern Colo.	804
Receiving Yards Per Game (200 ranked)	Ryan Jezioro	141	13	45.9	Jared Richardson, Penn	118.8	Carver Cheeks, Northern Colo.	100.5
Receptions Per Game (185 ranked)	Ryan Jezioro	157	18	3.29	Treyvlon Saunders, Colgate	8.33	Carver Cheeks, Northern Colo.	6.50
Rush Yards Per Carry (134 ranked)	Nate Thomas	97	9	3.93	Carson Gresock, Gardner-Webb	7.59	Jordan Fisher, UC Davis	7.20
Rushing TDs (106 ranked)	Joshua Wood	51	7	6	Joshua Dye, Southern Utah	18	Eli Gillman, Montana	12
Rushing Yards (197 ranked)	Joshua Wood Nate Thomas Art Williams	110 177 177	12 19 19	370 291 291	Rodney Nelson, Monmouth	1,238	Eli Gillman, Montana	843
Rushing Yards Per Game (200 ranked)	Joshua Wood Nate Thomas	65 160	8 16	61.7 41.6	Rodney Nelson, Monmouth	154.8	Eli Gillman, Montana	105.4
Sacks (176 ranked)	Matyus McLain	120	15	0.38	Joshua Stoneking, Furman	1.56	Jacob Psyk, UC Davis	1.00
Scoring (179 ranked)	Joshua Wood	94	12	6.0	Joshua Dye, Southern Utah	13.5	Eli Gillman, Montana	10.5
Solo Tackles (21 ranked)					Dylan Rowsey, Murray St.	8.25	Cam Chapa, Northern Colo.	5.63
Tackles For Loss (52 ranked)	Matyus McLain	22	2	1.25	Joshua Stoneking, Furman	2.25	Jacob Psyk, UC Davis	1.71
Total Offense (200 ranked)	Joshua Wood	19	5	259.3	Beau Brungard, Youngstown St.	358.3	Keali'i Ah Yat, Montana	283.6
Total Points Scored (148 ranked)					Joshua Dye, Southern Utah	108	Eli Gillman, Montana	84
Total Tackles (197 ranked)	Dylan Layne Isiah King	135 142	14 16	6.8 6.6	James Conway, Fordham	14.9	Mikey D'Amato, Cal Poly	11.9
Total Touchdowns (120 ranked)	Joshua Wood	80	10	6	Joshua Dye, Southern Utah	18	Eli Gillman, Montana	14
Yards per Pass Attempt (117 ranked)	Joshua Wood	38	6	7.80	Cole Payton, North Dakota St.	12.56	Cardell Williams, Sacramento St.	9.51
Yards per Reception (200 ranked)	Ryan Jezioro Elisha Cummings Emmerson Cortez-Menjivar	138 161 176	15 18 21	13.96 13.43 12.90	Xayvion Noland, UTRGV	30.13	Ernest Campbell, Sacramento St.	23.24

# 2025 IDAHO TEAM STATS

## Team Statistics

	UI	OPP
<b>Scoring</b>	<b>217</b>	<b>197</b>
Points per game	27.1	24.6
Points Off Turnovers	23	9
<b>First Downs</b>	<b>167</b>	<b>144</b>
Rushing	81	56
Passing	73	79
Penalty	13	9
<b>Rushing Yardage</b>	<b>1433</b>	<b>1092</b>
Yards gained rushing	1583	1255
Yards lost rushing	150	163
Rushing attempts	315	252
Average per rush	4.5	4.3
Average per game	179.1	136.5
TDs Rushing	13	12
<b>Passing Yardage</b>	<b>1656</b>	<b>1775</b>
Comp-Att-Int	131-222-4	145-230-4
Average per pass	7.5	7.7
Average per catch	12.6	12.2
Average per game	207.0	221.9
TDs Passing	14	10
<b>Total offense</b>	<b>3089</b>	<b>2867</b>
Total plays	537	482
Average per play	5.8	5.9
Average per game	386.1	358.4
<b>Kick returns: #-Yards</b>	<b>16-327</b>	<b>19-364</b>
<b>Punt returns: #-Yards</b>	<b>8-61</b>	<b>9-40</b>
<b>Int returns: #-Yards</b>	<b>4-15</b>	<b>4-44</b>
<b>Kick return average</b>	<b>20.4</b>	<b>19.2</b>
<b>Punt return average</b>	<b>7.6</b>	<b>4.4</b>
<b>Int return average</b>	<b>3.8</b>	<b>11.0</b>
<b>Fumbles-Lost</b>	<b>13-5</b>	<b>8-4</b>
<b>Penalties-Yards</b>	<b>44-353</b>	<b>45-399</b>
Average per game	44.1	49.9
<b>Punts-Yards</b>	<b>27-1035</b>	<b>32-1206</b>
Average per punt	38.3	37.7
Net punt average	37.1	35.2
<b>Kickoffs-Yards</b>	<b>41-2524</b>	<b>43-2664</b>
Average per kick	61.6	62.0
Net kick average	39.4	39.3
<b>Time of possession / game</b>	<b>32:27</b>	<b>27:32</b>
<b>3rd-down conversion</b>	<b>49/113</b>	<b>34/97</b>
3rd-down pct	43%	35%
<b>4th-down conversion</b>	<b>13/19</b>	<b>10/14</b>
4th-down pct	68%	71%
<b>Sacks by-Yards</b>	<b>8-49</b>	<b>12-73</b>
<b>Misc Yards</b>	<b>0</b>	<b>0</b>
<b>Touchdowns scored</b>	<b>27</b>	<b>22</b>
<b>Field goals - attempts</b>	<b>8-14</b>	<b>14-16</b>
<b>On-Side kicks</b>	<b>1-3</b>	<b>0-1</b>
<b>Red-zone scores</b>	<b>(22-24) 92%</b>	<b>(26-31) 84%</b>
<b>Red-zone touchdowns</b>	<b>(17-24) 71%</b>	<b>(18-31) 58%</b>
<b>PAT-attempts</b>	<b>(19-20) 95%</b>	<b>(19-19) 100%</b>
<b>2-point conversion-attempts</b>	<b>(6-7) 86%</b>	<b>(2-3) 67%</b>
<b>Attendance</b>	<b>36163</b>	<b>74494</b>
Games / Avg per game	4/9041	4/18624
Neutral site games	-	0/0

## Score by Periods

Team	1st	2nd	3rd	4th	OT	TOT
Idaho	31	74	40	72	0	217
Opponents	36	72	30	59	0	197

# 2025 INDIVIDUAL STATS

## Rushing

Player	gp	att	gain	loss	net	avg	td	lg	avg/g
Joshua Wood	6	49	408	38	370	7.6	6	59	61.7
Nate Thomas	7	74	294	3	291	3.9	1	14	41.6
Art Williams	4	60	297	6	291	4.9	2	68	72.8
Elisha Cummings	7	48	226	17	209	4.4	1	29	29.9
Rocco Koch	6	28	177	3	174	6.2	3	16	29.0
Hayden Kincheloe	8	14	33	0	33	2.4	0	5	4.1
Carlos Matheney	6	7	22	0	22	3.1	0	8	3.7
Nick Josifek	1	3	21	0	21	7.0	0	13	21.0
Trais Higgins	8	2	14	0	14	7.0	0	12	1.8
Jack Wagner	2	18	73	60	13	0.7	0	16	6.5
Sawyer Teeney	1	4	14	6	8	2.0	0	14	8.0
Emmerson Cortez-Menjivar	8	1	2	0	2	2.0	0	2	0.3
Nolan McWilliams	8	1	2	0	2	2.0	0	2	0.3
LJ Harm	8	1	0	14	-14	-14.0	0	0	-1.8
Team	8	5	0	3	-3	-0.6	0	0	-0.4
<b>Total</b>	<b>8</b>	<b>315</b>	<b>1583</b>	<b>150</b>	<b>1433</b>	<b>4.5</b>	<b>13</b>	<b>68</b>	<b>179.1</b>
<b>Opponents</b>	<b>8</b>	<b>252</b>	<b>1255</b>	<b>163</b>	<b>1092</b>	<b>4.3</b>	<b>12</b>	<b>87</b>	<b>136.5</b>

## Passing

Player	gp	effic	comp-att-int	pct	yds	td	lg	avg/g
Joshua Wood	6	147.1	93-152-1	61.2	1186	10	64	197.7
Jack Wagner	2	126.3	29-45-3	64.4	324	2	39	162.0
Nick Josifek	1	138.7	6-13-0	46.2	104	1	40	104.0
Rocco Koch	6	111.8	1-7-0	14.3	42	1	42	7.0
Sawyer Teeney	1	50.0	2-4-0	50.0	0	0	4	0.0
Team	8	0.0	0-1-0	0.0	0	0	0	0.0
<b>Total</b>	<b>8</b>	<b>138.9</b>	<b>131-222-4</b>	<b>59.0</b>	<b>1656</b>	<b>14</b>	<b>64</b>	<b>207.0</b>
<b>Opponents</b>	<b>8</b>	<b>138.7</b>	<b>145-230-4</b>	<b>63.0</b>	<b>1775</b>	<b>10</b>	<b>57</b>	<b>221.9</b>

## Receiving

Player	gp	no.	yds	avg	td	lg	avg/g
Ryan Jezioro	7	23	321	14.0	3	62	45.9
Emmerson Cortez-Menjivar	8	21	271	12.9	1	47	33.9
Elisha Cummings	7	14	188	13.4	2	64	26.9
Marquawn McCraney	5	12	177	14.8	2	26	35.4
Tony Harste	5	12	143	11.9	1	37	28.6
Daveon Superales	6	10	167	16.7	0	45	27.8
Jake Cox	8	8	89	11.1	2	42	11.1
Nolan McWilliams	8	8	83	10.4	0	27	10.4
Nate Thomas	7	6	30	5.0	0	21	4.3
Art Williams	4	5	11	2.2	0	11	2.8
Chance Bogan	6	4	12	3.0	0	7	2.0
Michael Graves	5	3	63	21.0	1	40	12.6
Noah West-Baranco	7	3	80	26.7	2	48	11.4
Carlos Matheney	6	2	16	8.0	0	12	2.7
<b>Total</b>	<b>8</b>	<b>131</b>	<b>1656</b>	<b>12.6</b>	<b>14</b>	<b>64</b>	<b>207.0</b>
<b>Opponents</b>	<b>8</b>	<b>145</b>	<b>1775</b>	<b>12.2</b>	<b>10</b>	<b>57</b>	<b>221.9</b>

## Punt Returns

Player	no.	yds	avg	td	lg
Nolan McWilliams	3	38	12.7	0	29
Tony Harste	4	23	5.8	0	23
Aaron Kinsey	1	0	0.0	0	0
<b>Total</b>	<b>8</b>	<b>61</b>	<b>7.6</b>	<b>0</b>	<b>29</b>
<b>Opponents</b>	<b>9</b>	<b>40</b>	<b>4.4</b>	<b>0</b>	<b>16</b>

## Interceptions

Player	no.	yds	avg	td	lg
Jhamell Blenman	2	15	7.5	0	10
Isiah Bivins	1	0	0.0	0	0
Aaron Kinsey	1	0	0.0	0	0
<b>Total</b>	<b>4</b>	<b>15</b>	<b>3.8</b>	<b>0</b>	<b>10</b>
<b>Opponents</b>	<b>4</b>	<b>44</b>	<b>11.0</b>	<b>0</b>	<b>43</b>

## Kick Returns

Player	no.	yds	avg	td	lg
Trais Higgins	8	169	21.1	0	29
Zach Wusstig	5	107	21.4	0	26
Hayden Kincheloe	1	6	6.0	0	6
Emmerson Cortez-Menjivar	1	23	23.0	0	23
Aaron Kinsey	1	22	22.0	0	22
<b>Total</b>	<b>16</b>	<b>327</b>	<b>20.4</b>	<b>0</b>	<b>29</b>
<b>Opponents</b>	<b>19</b>	<b>364</b>	<b>19.2</b>	<b>0</b>	<b>50</b>

## Fumbles Recovered

Player	no.	yds	avg	td	lg
Donovan Parham	1	0	0.0	0	0
Dylan Layne	1	0	0.0	0	0
Will Cornelson	1	0	0.0	0	0
Dylin McIntyre	1	0	0.0	0	0
<b>Total</b>	<b>4</b>	<b>0</b>	<b>0.0</b>	<b>0</b>	<b>0</b>
<b>Opponents</b>	<b>5</b>	<b>0</b>	<b>0.0</b>	<b>0</b>	<b>0</b>

# 2025 INDIVIDUAL STATS

## Rushing

Player	gp	att	gain	loss	net	avg	td	lg	avg/g
Joshua Wood	6	49	408	38	370	7.6	6	59	61.7
Nate Thomas	7	74	294	3	291	3.9	1	14	41.6
Art Williams	4	60	297	6	291	4.9	2	68	72.8
Elisha Cummings	7	48	226	17	209	4.4	1	29	29.9
Rocco Koch	6	28	177	3	174	6.2	3	16	29.0
Hayden Kincheloe	8	14	33	0	33	2.4	0	5	4.1
Carlos Matheney	6	7	22	0	22	3.1	0	8	3.7
Nick Josifek	1	3	21	0	21	7.0	0	13	21.0
Trais Higgins	8	2	14	0	14	7.0	0	12	1.8
Jack Wagner	2	18	73	60	13	0.7	0	16	6.5
Sawyer Teeney	1	4	14	6	8	2.0	0	14	8.0
Emmerson Cortez-Menjivar	8	1	2	0	2	2.0	0	2	0.3
Nolan McWilliams	8	1	2	0	2	2.0	0	2	0.3
LJ Harm	8	1	0	14	-14	-14.0	0	0	-1.8
Team	8	5	0	3	-3	-0.6	0	0	-0.4
<b>Total</b>	<b>8</b>	<b>315</b>	<b>1583</b>	<b>150</b>	<b>1433</b>	<b>4.5</b>	<b>13</b>	<b>68</b>	<b>179.1</b>
<b>Opponents</b>	<b>8</b>	<b>252</b>	<b>1255</b>	<b>163</b>	<b>1092</b>	<b>4.3</b>	<b>12</b>	<b>87</b>	<b>136.5</b>

## Passing

Player	gp	effic	comp-att-int	pct	yds	td	lg	avg/g
Joshua Wood	6	147.1	93-152-1	61.2	1186	10	64	197.7
Jack Wagner	2	126.3	29-45-3	64.4	324	2	39	162.0
Nick Josifek	1	138.7	6-13-0	46.2	104	1	40	104.0
Rocco Koch	6	111.8	1-7-0	14.3	42	1	42	7.0
Sawyer Teeney	1	50.0	2-4-0	50.0	0	0	4	0.0
Team	8	0.0	0-1-0	0.0	0	0	0	0.0
<b>Total</b>	<b>8</b>	<b>138.9</b>	<b>131-222-4</b>	<b>59.0</b>	<b>1656</b>	<b>14</b>	<b>64</b>	<b>207.0</b>
<b>Opponents</b>	<b>8</b>	<b>138.7</b>	<b>145-230-4</b>	<b>63.0</b>	<b>1775</b>	<b>10</b>	<b>57</b>	<b>221.9</b>

## Receiving

Player	gp	no.	yds	avg	td	lg	avg/g
Ryan Jezioro	7	23	321	14.0	3	62	45.9
Emmerson Cortez-Menjivar	8	21	271	12.9	1	47	33.9
Elisha Cummings	7	14	188	13.4	2	64	26.9
Marquawn McCraney	5	12	177	14.8	2	26	35.4
Tony Harste	5	12	143	11.9	1	37	28.6
Daveon Superales	6	10	167	16.7	0	45	27.8
Jake Cox	8	8	89	11.1	2	42	11.1
Nolan McWilliams	8	8	83	10.4	0	27	10.4
Nate Thomas	7	6	30	5.0	0	21	4.3
Art Williams	4	5	11	2.2	0	11	2.8
Chance Bogan	6	4	12	3.0	0	7	2.0
Michael Graves	5	3	63	21.0	1	40	12.6
Noah West-Baranco	7	3	80	26.7	2	48	11.4
Carlos Matheney	6	2	16	8.0	0	12	2.7
<b>Total</b>	<b>8</b>	<b>131</b>	<b>1656</b>	<b>12.6</b>	<b>14</b>	<b>64</b>	<b>207.0</b>
<b>Opponents</b>	<b>8</b>	<b>145</b>	<b>1775</b>	<b>12.2</b>	<b>10</b>	<b>57</b>	<b>221.9</b>

## Punt Returns

Player	no.	yds	avg	td	lg
Nolan McWilliams	3	38	12.7	0	29
Tony Harste	4	23	5.8	0	23
Aaron Kinsey	1	0	0.0	0	0
<b>Total</b>	<b>8</b>	<b>61</b>	<b>7.6</b>	<b>0</b>	<b>29</b>
<b>Opponents</b>	<b>9</b>	<b>40</b>	<b>4.4</b>	<b>0</b>	<b>16</b>

## Interceptions

Player	no.	yds	avg	td	lg
Jhamell Blenman	2	15	7.5	0	10
Isiah Bivins	1	0	0.0	0	0
Aaron Kinsey	1	0	0.0	0	0
<b>Total</b>	<b>4</b>	<b>15</b>	<b>3.8</b>	<b>0</b>	<b>10</b>
<b>Opponents</b>	<b>4</b>	<b>44</b>	<b>11.0</b>	<b>0</b>	<b>43</b>

## Kick Returns

Player	no.	yds	avg	td	lg
Trais Higgins	8	169	21.1	0	29
Zach Wusstig	5	107	21.4	0	26
Hayden Kincheloe	1	6	6.0	0	6
Emmerson Cortez-Menjivar	1	23	23.0	0	23
Aaron Kinsey	1	22	22.0	0	22
<b>Total</b>	<b>16</b>	<b>327</b>	<b>20.4</b>	<b>0</b>	<b>29</b>
<b>Opponents</b>	<b>19</b>	<b>364</b>	<b>19.2</b>	<b>0</b>	<b>50</b>

## Fumbles Recovered

Player	no.	yds	avg	td	lg
Donovan Parham	1	0	0.0	0	0
Dylan Layne	1	0	0.0	0	0
Will Cornelson	1	0	0.0	0	0
Dylin McIntyre	1	0	0.0	0	0
<b>Total</b>	<b>4</b>	<b>0</b>	<b>0.0</b>	<b>0</b>	<b>0</b>
<b>Opponents</b>	<b>5</b>	<b>0</b>	<b>0.0</b>	<b>0</b>	<b>0</b>

# 2025 DEFENSIVE STATS

##	Player	gp	Tackles				Sacks	Pass defense			Fumbles		blkd	
			ua	a	tot	tfl/yds		no-yds	int-yds	brup	qbh	fr-yds	ff	kick
21	Dylan Layne	8	21	33	54	2.5-5	.	.	5	1	1-0	.	.	.
4	Isiah King	8	27	26	53	6.5-40	2-23	.	2	3	.	1	.	.
44	Cruz Hepburn	8	14	30	44	4-7	.	.	.	.	.	.	.	.
1	Hayden John	8	23	12	35	1-2	.	.	3	1	.	.	.	.
0	Jhamell Blenman	8	12	17	29	1-3	.	2-15	4	1	.	.	.	.
89	Matyus McLain	8	13	15	28	10-53	3-21	.	.	3	.	1	.	.
96	Zach Krotzer	8	9	15	24	2-5	.	.	1	2	.	.	.	.
15	Zach Wusstig	7	11	11	22	1-2	.	.	1	.	.	.	.	.
18	Tim Jackson	7	12	10	22	1-1	.	.	4	.	.	.	.	.
2	Donovan Parham	8	6	16	22	1.5-3	.	.	.	1	1-0	.	.	.
28	Matt Irwin	8	14	4	18	.	.	.	2	.	.	.	.	.
22	Caleb Ricks	8	7	10	17	.	.	.	6	.	.	.	.	.
45	Mitchel Jaskowiak	8	4	13	17	3-8	.	.	.	1	.	.	.	.
10	Will Cornelson	7	5	10	15	1.5-2	1-1	.	.	.	1-0	.	.	.
93	Sam Brown	8	7	8	15	1.5-1	.	.	.	.	.	.	.	.
54	Titus Ringor	7	3	7	10	2.5-5	1-1	.	.	.	.	.	.	.
19	Brayden Rice	7	6	4	10	.	.	.	.	.	.	.	.	.
97	Frederick Lujan III	5	1	7	8	.	.	.	.	1	.	1	.	.
42	Ryder Bordner	7	6	2	8	.	.	.	.	.	.	.	.	.
5	Maurice Heims	6	4	3	7	.	.	.	.	.	.	.	.	.
3	Hysan Dalton	8	6	.	6	.	.	.	.	.	.	.	.	.
98	Hikifo'Ou Maile	5	1	4	5	1.5-3	1-3	.	.	.	.	.	.	.
27	Brody Michael	3	1	3	4	.	.	.	.	.	.	.	.	.
7	Aaron Kinsey	2	3	1	4	.	.	1-0	.	.	.	.	.	.
12	Kamari Baker	2	.	3	3	.	.	.	.	.	.	.	.	.
43	Trenton Fisher	6	1	2	3	.	.	.	.	.	.	.	.	.
99	Trevor Miller	6	1	2	3	.	.	.	.	.	.	.	.	.
7	Zakhari Spears	5	2	1	3	0.5-1	.	.	.	.	.	.	.	.
82	Trenton Swanson	6	1	1	2	.	.	.	.	.	.	.	.	.
20	Jahman McNeil	3	.	2	2	.	.	.	.	.	.	.	.	.
48	Owen Forsman	8	1	.	1	.	.	.	.	.	.	.	.	.
11	Khaled Rawls	2	1	.	1	.	.	.	.	.	.	.	.	.
46	Dylan Fischer	4	1	.	1	.	.	.	.	.	.	.	.	.
26	Tsiyown Lowery	1	.	1	1	.	.	.	.	.	.	.	.	.
35	Isiah Bivins	1	1	.	1	.	.	1-0	.	.	.	.	.	.
41	Mason Krahn	2	.	1	1	.	.	.	.	.	.	.	.	.
33	Jake Cox	8	1	.	1	.	.	.	.	.	.	.	.	.
50	Dylin McIntyre	5	.	.	.	.	.	.	.	.	1-0	.	.	.
38	Nicholas Speer	1	.	.	.	.	.	.	.	1	.	.	.	.
<b>Totals</b>		<b>8</b>	<b>226</b>	<b>274</b>	<b>500</b>	<b>41-141</b>	<b>8-49</b>	<b>4-15</b>	<b>28</b>	<b>15</b>	<b>4-0</b>	<b>3</b>	<b>0</b>	<b>0</b>
Opponents		8	268	280	548	35-163	12-73	4-44	28	13	5-0	7	0	0

## 2025 RED ZONE STATS

### Idaho Inside Opponent Red-Zone

Date	Opponent	Score	Times	Times	Total	Rush			Pass	FGs	Failed to score inside RZ				
			In RZ	Scored	Pts	TDs	TDs	TDs	Made	FGA	Down	Int	Fumb	Half	Game
08/30/2025	at Washington St.	L 10-13	2	2	10	1	1	0	1	1	0	0	0	0	0
09/06/2025	St. Thomas (MN)	W 37-30	3	3	17	2	1	1	1	1	0	0	0	0	
09/13/2025	Utah Tech	W 20-6	4	3	17	2	1	1	1	2	0	0	0	0	
09/20/2025	at San Jose St.	L 28-31	5	4	28	4	2	2	0	1	0	0	0	0	
09/27/2025	at Montana	L 30-41	4	4	27	3	3	0	1	1	0	0	0	0	
10/11/2025	Northern Colo.	L 33-49	4	4	26	3	3	0	1	1	0	0	0	0	
10/18/2025	at Eastern Wash.	L 14-21	0	0	0	0	0	0	0	0	0	0	0	0	
10/25/2025	Portland St.	W 45-6	2	2	14	2	1	1	0	0	0	0	0	0	
<b>Totals 22 of 24 (91.7%)</b>			<b>24</b>	<b>22</b>	<b>139</b>	<b>17</b>	<b>12</b>	<b>5</b>	<b>5</b>	<b>7</b>	<b>0</b>	<b>0</b>	<b>0</b>	<b>0</b>	

### Opponents Inside Idaho Red-Zone

Date	Opponent	Score	Times	Times	Total	Rush			Pass	FGs	Failed to score inside RZ				
			In RZ	Scored	Pts	TDs	TDs	TDs	Made	FGA	Down	Int	Fumb	Half	Game
08/30/2025	Washington St.	L 10-13	3	3	13	1	0	1	2	2	0	0	0	0	
09/06/2025	St. Thomas (MN)	W 37-30	6	4	23	3	0	3	1	2	1	0	0	0	
09/13/2025	Utah Tech	W 20-6	0	0	0	0	0	0	0	0	0	0	0		
09/20/2025	San Jose St.	L 28-31	3	3	21	3	2	1	0	0	0	0	0		
09/27/2025	Montana	L 30-41	6	6	34	4	4	0	2	2	0	0	0		
10/11/2025	Northern Colo.	L 33-49	6	5	36	5	4	1	0	0	0	0	0		
10/18/2025	Eastern Wash.	L 14-21	4	3	18	2	0	2	1	1	1	0	0		
10/25/2025	Portland St.	W 45-6	3	2	6	0	0	0	2	2	1	0	0		
<b>Totals 26 of 31 (83.9%)</b>			<b>31</b>	<b>26</b>	<b>151</b>	<b>18</b>	<b>10</b>	<b>8</b>	<b>8</b>	<b>9</b>	<b>3</b>	<b>0</b>	<b>0</b>	<b>0</b>	



# 2025 IDAHO GAME-BY-GAME STATS

Date	Opponent	Rushing				Receiving				Passing				Kick Returns				Punt Returns				tot off
		no.	yds	td	lg	no.	yds	td	lg	cmp-att-int	yds	td	lg	no.	yds	td	lg	no.	yds	td	lg	
08/30/2025	at Washington St.	45	188	1	16	12	33	0	12	12-20-0	33	0	12	2	45	0	23	1	0	0	0	221
09/06/2025	St. Thomas (MN)	35	186	2	59	20	281	3	43	20-25-1	281	3	43	5	107	0	26	0	0	0	0	467
09/13/2025	Utah Tech	46	286	1	68	14	119	1	22	14-25-0	119	1	22	0	0	0	0	3	20	0	23	405
09/20/2025	at San Jose St.	43	152	2	15	18	232	2	36	18-32-0	232	2	36	2	25	0	19	0	0	0	0	384
09/27/2025	at Montana	34	108	3	19	14	262	0	62	14-28-0	262	0	62	2	42	0	21	2	2	0	3	370
10/11/2025	Northern Colo.	43	203	3	29	21	237	1	39	21-33-2	237	1	39	1	24	0	24	0	0	0	0	440
10/18/2025	at Eastern Wash.	41	147	0	16	14	191	2	40	14-32-1	191	2	40	2	29	0	16	0	0	0	0	338
10/25/2025	Portland St.	28	163	1	24	18	301	5	64	18-27-0	301	5	64	2	55	0	29	2	39	0	29	464
<b>Idaho</b>		<b>315</b>	<b>1433</b>	<b>13</b>	<b>68</b>	<b>131</b>	<b>1656</b>	<b>14</b>	<b>64</b>	<b>131-222-4</b>	<b>1656</b>	<b>14</b>	<b>64</b>	<b>16</b>	<b>327</b>	<b>0</b>	<b>29</b>	<b>8</b>	<b>61</b>	<b>0</b>	<b>29</b>	<b>3089</b>
<b>Opponents</b>		<b>252</b>	<b>1092</b>	<b>12</b>	<b>87</b>	<b>145</b>	<b>1775</b>	<b>10</b>	<b>57</b>	<b>145-230-4</b>	<b>1775</b>	<b>10</b>	<b>57</b>	<b>19</b>	<b>364</b>	<b>0</b>	<b>50</b>	<b>9</b>	<b>40</b>	<b>0</b>	<b>16</b>	<b>2867</b>

## Idaho Averages

Games	Avg/ rush	Avg/ catch	Pass effc	KR avg	PR avg	All purpose avg/game	Total offense avg/game
8	4.5	12.6	138.9	20.4	7.6	436.5	386.1

Date	Opponent	Tackles				Sacks	Fumble	Pass Defense			blkd	PAT attempts			off			
		ua	a	total	tfl-yds	no-yds	ff	fr	yds	int-yds	qbh	brup	kick	kick	rush	rcv	saf	t/o
08/30/2025	at Washington St.	29	26	55	7.0-44	1-19	1	1-0	0-0	4	0	0	1-1	0	0	0	3	10
09/06/2025	St. Thomas (MN)	30	44	74	6.0-27	2-15	1	1-0	0-0	1	5	0	2-3	0	1	0	6	37
09/13/2025	Utah Tech	20	40	60	3.0-7	0-0	0	0-0	1-0	3	4	0	2-2	0	0	0	0	20
09/20/2025	at San Jose St.	23	24	47	3.0-7	0-0	0	1-0	0-0	1	3	0	4-4	0	0	0	7	28
09/27/2025	at Montana	30	42	72	5.0-9	2-4	0	0-0	0-0	0	3	0	0-0	0	3	0	0	30
10/11/2025	Northern Colo.	28	28	56	2.0-2	0-0	1	0-0	0-0	1	5	0	2-2	1	1	0	0	33
10/18/2025	at Eastern Wash.	35	32	67	8.0-27	1-9	0	1-0	1-5	1	4	0	2-2	0	0	0	0	14
10/25/2025	Portland St.	31	38	69	7.0-18	2-2	0	0-0	2-10	4	4	0	6-6	0	0	0	7	45
<b>Idaho</b>		<b>226</b>	<b>274</b>	<b>500</b>	<b>41.0-141</b>	<b>8-49</b>	<b>3</b>	<b>4-0</b>	<b>4-15</b>	<b>15</b>	<b>28</b>	<b>0</b>	<b>19-20</b>	<b>1</b>	<b>5</b>	<b>0</b>	<b>23</b>	<b>217</b>
<b>Opponents</b>		<b>268</b>	<b>280</b>	<b>548</b>	<b>35.0-163</b>	<b>12-73</b>	<b>7</b>	<b>5-0</b>	<b>4-44</b>	<b>13</b>	<b>28</b>	<b>0</b>	<b>19-19</b>	<b>0</b>	<b>2</b>	<b>0</b>	<b>9</b>	<b>197</b>

Date	Opponent	Punting								Field Goals			Kickoffs					
		no.	yds	avg	long	blkd	tb	fc	50+	i20	md-att	long	blkd	no.	yds	avg	tb	ob
08/30/2025	at Washington St.	5	189	37.8	42	0	0	4	0	5	1-2	21	0	3	183	61.0	1	0
09/06/2025	St. Thomas (MN)	2	79	39.5	46	0	0	1	0	1	1-1	33	0	7	435	62.1	2	1
09/13/2025	Utah Tech	1	31	31.0	31	0	0	1	0	1	2-4	49	0	5	321	64.2	2	0
09/20/2025	at San Jose St.	3	130	43.3	53	0	0	0	1	0	0-1	0	0	5	303	60.6	3	0
09/27/2025	at Montana	5	172	34.4	37	0	0	2	0	0	2-2	41	0	5	305	61.0	2	0
10/11/2025	Northern Colo.	3	101	33.7	37	0	0	1	0	0	1-1	38	0	6	351	58.5	4	0
10/18/2025	at Eastern Wash.	5	202	40.4	52	0	0	0	2	1	0-1	0	0	2	129	64.5	1	0
10/25/2025	Portland St.	3	131	43.7	50	0	0	0	1	0	1-2	44	0	8	497	62.1	5	0
<b>Idaho</b>		<b>27</b>	<b>1035</b>	<b>38.3</b>	<b>53</b>	<b>0</b>	<b>0</b>	<b>9</b>	<b>4</b>	<b>8</b>	<b>8-14</b>	<b>49</b>	<b>0</b>	<b>41</b>	<b>2524</b>	<b>61.6</b>	<b>20</b>	<b>1</b>
<b>Opponents</b>		<b>32</b>	<b>1206</b>	<b>37.7</b>	<b>50</b>	<b>0</b>	<b>1</b>	<b>11</b>	<b>1</b>	<b>15</b>	<b>14-16</b>	<b>55</b>	<b>0</b>	<b>43</b>	<b>2664</b>	<b>62.0</b>	<b>24</b>	<b>1</b>

<b>Idaho</b>	<b>46</b>	<b>1891</b>	<b>41.1</b>	<b>55</b>	<b>0</b>	<b>2</b>	<b>12</b>	<b>6</b>	<b>14</b>	<b>15-21</b>	<b>50</b>	<b>0</b>	<b>74</b>	<b>4512</b>	<b>61.0</b>	<b>42</b>	<b>0</b>
<b>Opponents</b>	<b>50</b>	<b>2161</b>	<b>43.2</b>	<b>63</b>	<b>0</b>	<b>1</b>	<b>22</b>	<b>14</b>	<b>16</b>	<b>17-23</b>	<b>50</b>	<b>0</b>	<b>58</b>	<b>3561</b>	<b>61.4</b>	<b>30</b>	<b>1</b>

# 2025 OPPONENT GAME-BY-GAME STATS

Date	Opponent	Rushing				Receiving				Passing				Kick Returns				Punt Returns				tot off
		no.	yds	td	lg	no.	yds	td	lg	cmp-att-int	yds	td	lg	no.	yds	td	lg	no.	yds	td	lg	
08/30/2025	at Washington St.	22	3	0	12	23	208	1	25	23-32-0	208	1	25	2	36	0	22	0	0	0	0	211
09/06/2025	St. Thomas (MN)	34	208	1	58	21	264	3	27	21-32-0	264	3	27	4	80	0	24	0	0	0	0	472
09/13/2025	Utah Tech	25	98	0	23	17	149	0	37	17-29-1	149	0	37	3	65	0	28	0	0	0	0	247
09/20/2025	at San Jose St.	26	198	3	87	13	222	1	56	13-21-0	222	1	56	2	23	0	15	0	0	0	0	420
09/27/2025	at Montana	44	190	4	25	17	223	1	30	17-23-0	223	1	30	3	75	0	50	2	16	0	16	413
10/11/2025	Northern Colo.	30	132	4	18	22	350	2	57	22-35-0	350	2	57	1	27	0	27	1	6	0	6	482
10/18/2025	at Eastern Wash.	36	128	0	54	18	177	2	23	18-31-1	177	2	23	1	14	0	14	4	18	0	9	305
10/25/2025	Portland St.	35	135	0	20	14	182	0	54	14-27-2	182	0	54	3	44	0	26	2	0	0	4	317
<b>Opponents</b>		<b>252</b>	<b>1092</b>	<b>12</b>	<b>87</b>	<b>145</b>	<b>1775</b>	<b>10</b>	<b>57</b>	<b>145-230-4</b>	<b>1775</b>	<b>10</b>	<b>57</b>	<b>19</b>	<b>364</b>	<b>0</b>	<b>50</b>	<b>9</b>	<b>40</b>	<b>0</b>	<b>16</b>	<b>2867</b>
<b>Idaho</b>		<b>315</b>	<b>1433</b>	<b>13</b>	<b>68</b>	<b>131</b>	<b>1656</b>	<b>14</b>	<b>64</b>	<b>131-222-4</b>	<b>1656</b>	<b>14</b>	<b>64</b>	<b>16</b>	<b>327</b>	<b>0</b>	<b>29</b>	<b>8</b>	<b>61</b>	<b>0</b>	<b>29</b>	<b>3089</b>

## Opponents Averages

Games	Avg/ rush	Avg/ catch	Pass effc	KR avg	PR avg	All purpose avg/game	Total offense avg/game
8	4.3	12.2	138.7	19.2	4.4	414.4	358.4

Date	Opponent	Tackles				Sacks	Fumble		Pass Defense			blkd kick	PAT attempts			off		
		ua	a	total	tfl-yds		no-yds	ff	fr-yds	int-yds	qbh		brup	kick	rush	rcv	saf	t/o
08/30/2025	at Washington St.	40	34	74	5.0-35	0-0	2	2-0	0-0	2	3	0	1-1	0	0	0	3	13
09/06/2025	St. Thomas (MN)	31	40	71	4.0-24	2-9	0	0-0	1-0	0	1	0	3-3	0	0	0	0	30
09/13/2025	Utah Tech	24	58	82	3.0-10	1-7	0	0-0	0-0	3	3	0	0-0	0	0	0	0	6
09/20/2025	at San Jose St.	44	26	70	3.0-9	1-7	0	1-0	0-0	3	5	0	4-4	0	0	0	0	31
09/27/2025	at Montana	36	26	62	3.0-15	1-1	2	1-0	0-0	0	6	0	5-5	0	0	0	3	41
10/11/2025	Northern Colo.	36	34	70	7.0-41	3-32	1	1-0	2-43	0	1	0	5-5	0	1	0	3	49
10/18/2025	at Eastern Wash.	32	36	68	6.0-22	2-15	2	0-0	1-1	4	7	0	1-1	0	1	0	0	21
10/25/2025	Portland St.	25	26	51	4.0-7	2-2	0	0-0	0-0	1	2	0	0-0	0	0	0	0	6
<b>Opponents</b>		<b>268</b>	<b>280</b>	<b>548</b>	<b>35.0-163</b>	<b>12-73</b>	<b>7</b>	<b>5-0</b>	<b>4-44</b>	<b>13</b>	<b>28</b>	<b>0</b>	<b>19-19</b>	<b>0</b>	<b>2</b>	<b>0</b>	<b>9</b>	<b>197</b>
<b>Idaho</b>		<b>226</b>	<b>274</b>	<b>500</b>	<b>41.0-141</b>	<b>8-49</b>	<b>3</b>	<b>4-0</b>	<b>4-15</b>	<b>15</b>	<b>28</b>	<b>0</b>	<b>19-20</b>	<b>1</b>	<b>5</b>	<b>0</b>	<b>23</b>	<b>217</b>

Date	Opponent	Punting								Field Goals			Kickoffs					
		no.	yds	avg	long	blkd	tb	fc	50+	i20	md-att	long	blkd	no.	yds	avg	tb	ob
08/30/2025	at Washington St.	6	218	36.3	43	0	0	2	0	1	2-2	32	0	4	269	67.3	2	0
09/06/2025	St. Thomas (MN)	1	50	50.0	50	0	0	0	1	0	1-3	44	0	6	313	52.2	0	1
09/13/2025	Utah Tech	5	215	43.0	48	0	0	2	0	3	2-2	55	0	2	130	65.0	2	0
09/20/2025	at San Jose St.	2	74	37.0	39	0	0	1	0	2	1-1	48	0	6	346	57.7	4	0
09/27/2025	at Montana	4	163	40.8	46	0	0	1	0	4	2-2	37	0	8	504	63.0	4	0
10/11/2025	Northern Colo.	3	107	35.7	40	0	0	2	0	2	2-2	52	0	9	585	65.0	8	0
10/18/2025	at Eastern Wash.	7	235	33.6	49	0	1	3	0	3	2-2	39	0	5	325	65.0	3	0
10/25/2025	Portland St.	4	144	36.0	42	0	0	0	0	0	2-2	40	0	3	192	64.0	1	0
<b>Opponents</b>		<b>32</b>	<b>1206</b>	<b>37.7</b>	<b>50</b>	<b>0</b>	<b>1</b>	<b>11</b>	<b>1</b>	<b>15</b>	<b>14-16</b>	<b>55</b>	<b>0</b>	<b>43</b>	<b>2664</b>	<b>62.0</b>	<b>24</b>	<b>1</b>
<b>Idaho</b>		<b>27</b>	<b>1035</b>	<b>38.3</b>	<b>53</b>	<b>0</b>	<b>0</b>	<b>9</b>	<b>4</b>	<b>8</b>	<b>8-14</b>	<b>49</b>	<b>0</b>	<b>41</b>	<b>2524</b>	<b>61.6</b>	<b>20</b>	<b>1</b>

<b>Opponents</b>	<b>50</b>	<b>2161</b>	<b>43.2</b>	<b>63</b>	<b>0</b>	<b>1</b>	<b>22</b>	<b>14</b>	<b>16</b>	<b>17-23</b>	<b>50</b>	<b>0</b>	<b>58</b>	<b>3561</b>	<b>61.4</b>	<b>30</b>	<b>1</b>
<b>Idaho</b>	<b>46</b>	<b>1891</b>	<b>41.1</b>	<b>55</b>	<b>0</b>	<b>2</b>	<b>12</b>	<b>6</b>	<b>14</b>	<b>15-21</b>	<b>50</b>	<b>0</b>	<b>74</b>	<b>4512</b>	<b>61.0</b>	<b>42</b>	<b>0</b>

# 2025 TEAM GAME HIGHS

## Idaho - Game Highs

<b>RUSHES</b>	46	Utah Tech (09/13/2025)
<b>YARDS RUSHING</b>	286	Utah Tech (09/13/2025)
<b>YARDS PER RUSH</b>	6.2	Utah Tech (09/13/2025)
<b>TD RUSHES</b>	3	Northern Colo. (10/11/2025)
	3	at Montana (09/27/2025)
<b>PASS ATTEMPTS</b>	33	Northern Colo. (10/11/2025)
<b>PASS COMPLETIONS</b>	21	Northern Colo. (10/11/2025)
<b>YARDS PASSING</b>	301	Portland St. (10/25/2025)
<b>YARDS PER PASS</b>	11.2	St. Thomas (MN) (09/06/2025)
<b>TD PASSES</b>	5	Portland St. (10/25/2025)
<b>TOTAL PLAYS</b>	76	Northern Colo. (10/11/2025)
<b>TOTAL OFFENSE</b>	467	St. Thomas (MN) (09/06/2025)
<b>YARDS PER PLAY</b>	8.4	Portland St. (10/25/2025)
<b>POINTS</b>	45	Portland St. (10/25/2025)
<b>SACKS BY</b>	2	Portland St. (10/25/2025)
	2	at Montana (09/27/2025)
	2	St. Thomas (MN) (09/06/2025)
<b>FIRST DOWNS</b>	27	Northern Colo. (10/11/2025)
<b>PENALTIES</b>	13	St. Thomas (MN) (09/06/2025)
<b>PENALTY YARDS</b>	104	St. Thomas (MN) (09/06/2025)
<b>TURNOVERS</b>	3	Northern Colo. (10/11/2025)
<b>PUNTS</b>	5	at Eastern Wash. (10/18/2025)
	5	at Montana (09/27/2025)
	5	at Washington St. (08/30/2025)
<b>PUNTING AVG</b>	43.7	Portland St. (10/25/2025)
<b>LONG PUNT</b>	53	at San Jose St. (09/20/2025)
<b>PUNTS INSIDE 20</b>	5	at Washington St. (08/30/2025)
<b>LONG PUNT RETURN</b>	29	Portland St. (10/25/2025)

# 2025 INDIVIDUAL GAME HIGHS

## Idaho - Individual Game Highs

<b>RUSHES</b>	19	Nate Thomas at Montana (09/27/2025)
<b>YARDS RUSHING</b>	144	Art Williams vs Utah Tech (09/13/2025)
<b>TD RUSHES</b>	3	Joshua Wood at Montana (09/27/2025)
<b>LONG RUSH</b>	68	Art Williams vs Utah Tech (09/13/2025)
<b>PASS ATTEMPTS</b>	33	Jack Wagner vs Northern Colo. (10/11/2025)
<b>PASS COMPLETIONS</b>	21	Jack Wagner vs Northern Colo. (10/11/2025)
<b>YARDS PASSING</b>	281	Joshua Wood vs St. Thomas (MN) (09/06/2025)
<b>TD PASSES</b>	4	Joshua Wood vs Portland St. (10/25/2025)
<b>LONG PASS</b>	64	Joshua Wood vs Portland St. (10/25/2025)
<b>RECEPTIONS</b>	7	Marquawn McCraney at Eastern Wash. (10/18/2025)
<b>YARDS RECEIVING</b>	105	Marquawn McCraney at Eastern Wash. (10/18/2025)
<b>TD RECEPTIONS</b>	1	Jake Cox vs Portland St. (10/25/2025)
	1	Elisha Cummings vs Portland St. (10/25/2025)
	1	Emmerson Cortez-Menjivar vs Portland St. (10/25/2025)
	1	Marquawn McCraney vs Portland St. (10/25/2025)
	1	Noah West-Baranco vs Portland St. (10/25/2025)
	1	Michael Graves at Eastern Wash. (10/18/2025)
	1	Marquawn McCraney at Eastern Wash. (10/18/2025)
	1	Elisha Cummings vs Northern Colo. (10/11/2025)
	1	Noah West-Baranco at San Jose St. (09/20/2025)
	1	Ryan Jezioro at San Jose St. (09/20/2025)
	1	Ryan Jezioro vs Utah Tech (09/13/2025)
	1	Jake Cox vs St. Thomas (MN) (09/06/2025)
	1	Tony Harste vs St. Thomas (MN) (09/06/2025)
	1	Ryan Jezioro vs St. Thomas (MN) (09/06/2025)
<b>LONG RECEPTION</b>	64	Elisha Cummings vs Portland St. (10/25/2025)
<b>PUNTS</b>	5	Cameron Pope at Eastern Wash. (10/18/2025)
	5	LJ Harm at Montana (09/27/2025)
	5	LJ Harm at Washington St. (08/30/2025)
<b>PUNTING AVG</b>	43.7	Cameron Pope vs Portland St. (10/25/2025)
<b>LONG PUNT</b>	53	LJ Harm at San Jose St. (09/20/2025)
<b>PUNTS INSIDE 20</b>	5	LJ Harm at Washington St. (08/30/2025)
<b>LONG PUNT RETURN</b>	29	Nolan McWilliams vs Portland St. (10/25/2025)
<b>LONG KICKOFF RETURN</b>	29	Trais Higgins vs Portland St. (10/25/2025)
<b>TACKLES</b>	12	Dylan Layne vs St. Thomas (MN) (09/06/2025)
<b>SACKS</b>	1.5	Matyus McLain vs St. Thomas (MN) (09/06/2025)
<b>TACKLES FOR LOSS</b>	3.5	Matyus McLain at Eastern Wash. (10/18/2025)

# BIG SKY PEDIGREE

Idaho made its return to the Big Sky Conference in 2018. The Vandals were charter members of the Big Sky in 1963, competing in the league through 1995. Idaho won eight conference titles during that time and advanced to the FCS (then Division I-AA) Playoffs 11 of its final 14 years in the league. Idaho's first conference game as a member of the Big Sky since 1995 was Sept. 22, 2018, at UC Davis. The first home conference game was a 20-7 win against Portland State (Sept. 29).

## Eight Big Sky Championships

1965 1968 1971 1985 1987  
1988 1989 1992

## 14 NCAA Playoff Appearances

1982 1985 1986 1987 1988 1989 1990  
1992 1993 1994 1995 2022 2023 2024



### BIG SKY FOOTBALL TEAM CHAMPIONSHIPS

1965  
1968  
1971  
1985  
1987  
1988  
1989  
1992

### BIG SKY COACH OF THE YEAR

1982 - Dennis Erickson  
1985 - Dennis Erickson  
1988 - Keith Gilbertson

### BIG SKY MOST VALUABLE PLAYER

1976 - John Yarno (C)  
1982 - Ken Hobart (QB)  
1983 - Ken Hobart (QB)  
1985 - Tom Hennessey (LB)  
1985 - Eric Yarber (WR)  
1987 - John Friesz (QB)  
1988 - John Friesz (QB)  
1989 - John Friesz (QB)  
1990 - Devon Pearce (RB)  
1991 - Jeff Robinson (DL)  
1992 - Jeff Robinson (DL)  
1992 - Doug Nussmeier (QB)  
1995 - Ryan Phillips (DL)

### BIG SKY FRESHMAN OF THE YEAR

2023 - Gevani McCoy (QB)

### THREE-TIME ALL-BIG SKY FIRST TEAM

Ron Linehan (LB), 1969-71  
John Friesz (QB), 1987-89  
Jeff Robinson (DL), 1990-92  
Sherriden May (RB), 1991-93

### 25-YEAR BIG SKY ANNIVERSARY TEAM

Jerry Hendren (WR)  
Tom Hennessey (LB)  
Ken Hobart (QB)  
Ray McDonald (RB)  
Eric Yarber (WR)  
John Yarno (C)

### WALTER PAYTON AWARD WINNER NCAA FCS PLAYER OF THE YEAR

1989 - John Friesz (QB)  
1993 - Doug Nussmeier (QB)

*Idaho is one of seven schools all-time to have two different Walter Payton Award winners.*

### JERRY RICE AWARD WINNER FCS FRESHMAN OF THE YEAR

2022 - Gevani McCoy (QB)



### 2024 NCAA PLAYOFFS

Second Round: Idaho 34, Lehigh 13  
Quarterfinals: Idaho at Montana State

### 2023 NCAA PLAYOFFS

Second Round: Idaho 20, Southern Ill. 17  
Quarterfinals: UAlbany 30, Idaho 22

### 2022 NCAA PLAYOFFS

First Round: Southeastern (La.) 45, Idaho 42

### 1995 NCAA PLAYOFFS

First Round: McNeese State 33, Idaho 3

### 1994 NCAA PLAYOFFS

First Round: McNeese State 38, Idaho 21

### 1993 NCAA PLAYOFFS

First Round: Idaho 34, NE Louisiana 31  
Quarterfinals: Idaho 21, Boston 14  
Semifinals: Youngstown St. 35, Idaho 16

### 1992 NCAA PLAYOFFS

First Round: McNeese State 23, Idaho 20

### 1990 NCAA PLAYOFFS

First Round: Idaho 41, SW Missouri St. 35  
Quarterfinals: Ga. Southern 28, Idaho 27

### 1989 NCAA PLAYOFFS

First Round: Eastern Illinois 38, Idaho 21

### 1988 NCAA PLAYOFFS

First Round: Idaho 38, Montana 19  
Quarterfinals: Idaho 38, NW St. 30  
Semifinals: Furman 38, Idaho 7

### 1987 NCAA PLAYOFFS

First Round: Weber State 59, Idaho 30

### 1986 NCAA PLAYOFFS

First Round: Nevada 27, Idaho 7

### 1985 NCAA PLAYOFFS

First Round: Eastern Wash. 42, Idaho 38

### 1982 NCAA PLAYOFFS

First Round: Idaho 21, Montana 7  
Quarterfinals: Eastern Kent. 38, Idaho 30

# THE P1FCU KIBBIE DOME



The P1FCU Kibbie Dome is one of the most unique facilities in all of the NCAA.

The P1FCU Kibbie Dome has been the home of Vandal athletics since 1975, when the barrel-arch roof was completed. In 1976, the building earned the award for America's Outstanding Structural Engineering Achievement. In 2023, Northwest-based credit Union P1FCU, partnered with UI as part of a 10-year naming rights deal that also includes financial education opportunities for student-athletes and through Idaho's extension offices around the state.

It took nearly seven years to complete the 14-story-tall structure, which is tall enough that Idaho's Theophilus Tower dormitory would fit inside. Construction began in 1969 on the site of the former Neale Stadium, which had been partially destroyed by fire. The field and stands were completed in 1971, but it took four more years to finish the unique roof. The east end addition, which includes the athletic department offices, locker rooms, training rooms and a weight room, was completed in 1982.

In 2004, the facility began its next phase of improvement, as enhanced academic and athletic support facilities were added for student-athletes. The Norm and Becky Iverson Speed and Strength Center was added to more than double the size of the previous weight room to 7,000 square feet. Locker rooms were also expanded to more than 14,000 square feet.

Team meeting rooms, two student-athlete computer labs and study rooms and expanded academic support areas have also been added. In 2010, the athletic training and equipment rooms were expanded and upgraded to nearly double their respective work areas.

In 2010 and 2011, the old plywood end walls were replaced with state-of-the-art KalWall translucent panels as part of a major renovation to bring the building up to code. In conjunction with the end-wall replacement and fire-safety measures, the Litehouse Center, Bud and June Ford Club and expanded premium seating, suites and loge boxes were added and the Bob Curtis Press Box was completely rebuilt on the North side of the facility. Those improvements were privately funded.

The Kibbie Dome serves as both a training and competition facility for many of Idaho's 16 varsity athletic teams, including football, basketball, track & field, tennis and starting in 2017 soccer. The facility has a capacity of more than 16,000. When the fans get excited, the Kibbie Dome crowd noise can be deafening and intimidating to opposing teams.

Beneath the football field, which is rolled up and stored at season's end, is a premier indoor track & field facility, as well as a full indoor tennis facility. The Cowan Spectrum, where Idaho men's and women's basketball play their home games, is also a part of the Kibbie Dome floor. With 93,000 square feet of floor, there is plenty of room for each team to practice at the same time.

Vandal track & field athletes can practice year-round in the facility. The track is a 290-meter flat circular with eight lanes in the straightaway. It also has two long jump pits, two pole vault pits and two throwing circles. The spacious floor area also gives the Kibbie Dome enough space to host indoor discus and javelin competitions, a boast few other indoor facilities in the nation can make.

The Idaho men's and women's tennis programs use the facility to train and compete during the winter and in times of inclement weather conditions. The floor can be cleared for action on up to nine courts at once.

The Kibbie Dome is for more than just Vandal Athletics, too. The facility has been used to host a multitude of different events, including Idaho high school football playoffs, concerts, student activities, intramural sports, community events and graduations. The facility is also used by students and staff as a workout venue.

The internationally-renowned Lionel Hampton International Jazz Festival also calls the Kibbie Dome its home. One of the banner accomplishments of the University of Idaho, the festival was recently awarded the National Medal of Arts, the nation's most prestigious arts honor. The festival dates back to 1967 and during its history, it has featured some of the best jazz musicians to ever play, including Ella Fitzgerald, Gerry Mulligan, Dizzy Gillespie, Dianne Reeves, Stan Getz, Carmen McRae, Diana Krall, Wynton Marsalis and Sarah Vaughan and of course, Lionel Hampton and his New York Big Band.

Every year, thousands of high-school, middle-school and elementary-school students from hundreds of schools all around the United States and Canada make the pilgrimage to Moscow to take part in adjudicated performances, workshops and concerts.

## P1FCU KIBBIE DOME FACTS

- **First game:**  
vs. Idaho State, Sept. 20, 1975
- **Dedication game:**  
vs. Boise State, Oct. 11, 1975
- **Coach when it opened:**  
Ed Troxel
- **Quarterback when it opened:** Dave Comstock
- **Center height of roof:**  
150 feet
- **Roof Arch Spans:**  
400 feet
- **Roof Surface Area:**  
4.5 acres
- **800 acoustical tiles hang from roof**
- **Each acoustical tile is 144 square feet**
- **Floor surface is 93,550 square feet**
- **Playing surface:**  
Matrix (Installed July 2017)
- **West end wall replaced 2009**
- **East end wall replaced 2011**
- **Premium seating added 2011**
- **30x50 football high definition video board added summer of 2013**
- **New LED lights were installed in 2022.**
- **A new track and tennis surface installed in 2022.**

## THE VANDALS IN THE DOME

1975	2-1-1	2002	2-3
1976	5-0	2003	1-4
1977	1-4	2004	1-1
1978	1-4	2005	1-3
1979	3-3	2006	2-3
1980	6-1	2007	1-5
1981	2-4	2008	2-4
1982	6-0	2009	4-2
1983	4-1	2010	4-2
1984	4-2	2011	1-5
1985	5-1	2012	1-4
1986	6-1	2013	1-4
1987	6-2	2014	1-4
1988	7-0	2015	3-3
1989	5-1	2016	4-1
1990	5-1	2017	2-4
1991	3-4	2018	4-1
1992	5-1	2019	4-2
1993	5-1	2021S	2-1
1994	6-0	2021	3-2
1995	4-0	2022	4-1
1996	5-0	2023	4-2
1997	3-2	2024	6-0
1998	3-1	2025	3-1
1999	0-0*	<b>TOTAL</b>	<b>166-98-1</b>
2000	1-0*		
2001	1-1*		

\* Home games played in Pullman, Wash.

# GAME RECAPS

## GAME 1

No. 12 Idaho at Washington St. - Aug. 30

Idaho	0	0	0	10	10
Washington St.	0	7	3	3	13

### Scoring

2nd  
 11:30 WSU - Meredith, Joshua 6-yd pass from Potter, Jaxon (Stevens, Jack kick)  
 3rd  
 1:18 WSU - Stevens, Jack 30-yd field goal  
 4:15 Idaho - #33 Cox - 36-yd Reception (#91 Pope PAT)  
 4th  
 7:25 Idaho - Williams, Art 3-yd run (Pope, Cameron kick)  
 1:42 Idaho - Pope, Cameron 21-yd field goal  
 0:03 WSU - Stevens, Jack 32-yd field goal

### Leaders

Passing  
 Idaho - Joshua Wood - 12-20, 33 yds  
 WSU - Jaxon Potter 23-30, 208, 1 TD

Rushing  
 Idaho - Joshua Wood - 12 car, 101 yds  
 WSU - Kirby Vorhees - 6 car, 23 yds

Receiving  
 Idaho - Ryan Jezioro - 3 rec., 26 yds  
 WSU - Tony Freeman - 7 rec., 64 yds

### Team Stats

	Idaho	WSU
First Downs	16	13
Rushing Yards	188	3
Passing Yards	33	208
Total Plays - Yards	65-221	54-211
Punts - Yards	5-189	6-218
Kickoffs - yards	3-133	4-269
Fumbles - Lost	2-2	2-1
Int - yards-TDs	0-0-0	2-0-0
TOP	35:11	24:46
3rd down conversions	7-16	3-12
4th down conversions	1-1	1-3
Red Zone Scores-Chances	3-3	2-2
Sacks-yds	1-19	0-0
PAT	1-1	1-1
FG Total-Made	1-2	2-2

## GAME 2

St. Thomas at No. 10 Idaho - Sept. 6

St. Thomas (MN)	7	6	3	14	30
Idaho	3	20	0	14	37

### Scoring

1st  
 5:13 UID - Pope, Cameron 33-yd field goal  
 0:57 UST - Cobb-Butler, Quentin 17-yd pass from Peters, Andy (Huether, Elliot kick)  
 2nd  
 11:40 UID - Koch, Rocco 4-yd run (Pope, Cameron kick)  
 8:08 UST - Birdno, Mariano 27-yd pass from Andy Peters  
 3:03 UID - Cox, Jake 4-yd pass from Wood, Joshua (Pope, Cameron kick)  
 0:16 UID - Harst, Tony 21-yd pass from Wood, Joshua  
 3rd  
 1:33 UST - Huether, Elliot 44-yd field goal  
 4th  
 14:52 UID - Jezioro, Ryan 42-yd pass from Wood, Joshua  
 10:10 UID - Wood, Joshua 59-yd run (Cox, Jake pass)  
 0:11 UST - Wagner, Patrick 6-yd pass from Peters, Andy (Huether, Elliot kick)

### Leaders

Passing  
 Idaho - Joshua Wood 20-25, 281 yds, 3 TD  
 St Thomas - Peters, Andy 21-29, 264 yds, 3 TD

Rushing  
 Idaho - Joshua Wood 5 car, 87 yds  
 St Thomas - Andy Peters 11 car, 79 yds

Receiving  
 Idaho - Tony Harste 5 rec, 92 yds  
 St Thomas - Mariano Birdno 3 rec, 59 yds, and Patrick Wagner 6 rec, 59 yds

### Team Stats

	UST	Idaho
First Downs	26	22
Rushing Yards	186	186
Passing Yards	264	281
Total Plays - Yards	54-211	65-221
Punts - Yards	1-50	2-79
Kickoffs - yards	5-301	7-435
Fumbles - Lost	0-0	0-0
Int - yards-TDs	1-0-0	0-0-0
TOP	28:34	31:19
3rd down conversions	3-11	6-10
4th down conversions	0-1	0-1
Red Zone Scores-Chances	4-6	3-3
Sacks-yds	2-9	2-15
PAT	3-3	2-3
FG Total-Made	1-3	1-1



# GAME RECAPS

## GAME 3

Utah Tech at No. 8 Idaho - Sept. 13

Utah Tech	0	3	3	0	6
Idaho	0	10	3	7	20

### Scoring

2nd  
 13:12 UID-Jeziro, Ryan 6-yd pass from Wood, Joshua (Pope, Cameron kick)  
 0:17 UID-24-yd field goal by Forsman, Owen  
 :00 UTU-55-yd field goal by Uvaydov, Ilya  
 3rd  
 9:29 UTU-53-yd field goal by Uvaydov, Ilya  
 6:04 UTU-49-yd field goal by Forsman, Owen  
 4th  
 6:27 UID-18-yd run by Wood, Joshua (Forsman, Owen kick)

### Leaders

Passing  
 Idaho-Joshua Wood 14-25, 119 yds, 1 TD  
 Utah Tech-Bronson Barben 12-20, 111 yds

Rushing  
 Idaho-Art Williams, 16 car. 146 yds  
 Utah Tech-Reggie Graff, 7 car. 48 yds

Receiving  
 Idaho-Ryan Jeziro, 5 rec, 50 yds, 1 TD  
 Utah Tech-Daniel Thomason, 2 rec, 45 yds

### Team Stats

	UTU	Idaho
First Downs	15	26
Rushing Yards	98	286
Passing Yards	149	119
Total Plays-Yards	54	71
Punts-Yards	5-215	1-31
Kickoffs-yards	2-130	5-321
Fumbles-Lost	0-0	2-0
Int-yards-TDs	0-0-0	1-0-0
TOP	25:14	34:46
3rd down conversions	5-13	7-15
4th down conversions	2-2	2-2
Red Zone Scores-Chances	4-6	3-4
Sacks-yds	1-7	0-0
PAT	0-0	2-2
FG Total-Made	2-2	2-4

## GAME 4

No. 8 Idaho at San Jose State - Sept. 20

Idaho	7	7	7	7	28
San Jose State	0	14	7	10	31

### Scoring

1st  
 7:03 UID-1-yd rush by Wood, Joshua (Forsman, Owen kick)  
 2nd  
 7:12 UID 1-yd rush by Williams, Art (Forsman, Owen kick)  
 6:53 SJSU 87-yd rush by Bates, Jabari (Lynch, Denis kick)  
 1:55 SJSU 15-yd reception by Shoels, Kyri from Eget, Walker (Lynch, Denis kick)  
 3rd  
 5:11 UID 15-yd reception by Jeziro, Ryan from Wood, Joshua (Forsman, Owen kick)  
 1:51 SJSU 7-yd rush by Chalk, Floyd (Lynch, Denis kick)  
 4th  
 9:22 UID 18-yd reception by West-Baranco, Noah from Wood, Joshua (Forsman, Owen kick)  
 5:21 SJSU 1-yd rush by Chalk, Floyd (Lynch, Denis kick)  
 :11 SJSU 48-yd kick by Lynch, Denish

### Leaders

Passing  
 Idaho-Joshua Wood, 18-32, 232 yds, 2 touchdowns  
 San Jose State- Walker Eget, 13-21, 222 yds, 1 touchdown

Rushing  
 Idaho-Art Williams, 18 car. 67 yds, 1 touchdown  
 San Jose State-Jabari Bates, 11 car. 133 yds, 1 touchdown

Receiving  
 Idaho-Emmerson Cortez-Menjivar, 5 rec., 84 yds  
 San Jose State-Danny Scudero, 6 rec., 130 yds

### Team Stats

	Idaho	San Jose St.
First Downs	22	15
Rushing Yards	152	198
Passing Yards	232	222
Total Plays-Yards	75-384	47-420
Punts-Yards	3-130	2-74
Kickoffs-yards	5-303	6-346
Fumbles-Lost	1-1	2-1
Int-yards-TDs	0-0-0	0-0-0
TOP	39:01	20:59
3rd down conversions	9-18	7-10
4th down conversions	5-5	0-0
Red Zone Scores-Chances	4-5	3-3
Sacks-yds	0-0	1-7
PAT	4-4	4-4
FG Total-Made	2-2	2-4



# GAME RECAPS

## GAME 5 No. 8 Idaho at No. 5 Montana - Sept. 27

Idaho	0	6	8	16	30
Montana	10	7	14	10	41

### Scoring

1st  
 11:11 UM 37-yd field goal by Morrison, Ty  
 4:37 UM 2-yd rush by Gillman, Eli (Morrison, Ty kick)  
 2nd  
 13:26 UI 31-yd field goal by Adams, Owen  
 7:03 UM 11-yd rush by Wortham, Michael (Morrison, Ty kick)  
 2:55 UI 41-yd field goal by Adams, Owen  
 3rd  
 9:25 UM 22-yd reception by Worth, Michael from Ah Yat, Keali'i (Morrison, Ty kick)  
 3:46 UI 8-yd rush by Wood, Joshua (two-point conversion successful)  
 :38 UM 6-yd rush by Gillman, Eli (Morrison, Ty kick)  
 4th  
 13:33 UI 4-yd rush by Wood, Joshua (two-point conversion successful)  
 7:49 UM 1-yd rush by Ah Yat, Keali'i (Morrison, Ty kick)  
 1:56 UM 26-yd field goal by Morrison, Ty  
 :20 UI 1-yd rush by Wood, Joshua (two-point conversion successful)

### Leaders

Passing  
 Idaho-Joshua Wood, 14-28, 262 yds  
 Montana- Keali'i Ah Yat, 17-23, 223 yds, 1 touchdown  
 Rushing  
 Idaho-Nate Thomas, 19 car. 70 yds  
 Montana-Eli Gillman, 27 car. 147 yds, 2 touchdowns  
 Receiving  
 Idaho-Ryan Jezioro, 4 rec. 102 yds  
 Montana-Drew Deck, 5 rec. 67 yds

### Team Stats

	Idaho	Montana
First Downs	15	22
Rushing Yards	108	190
Passing Yards	262	223
Total Plays-Yards	62-370	67-413
Punts-Yards	5-172	4-163
Kickoffs-yards	5-305	8-504
Fumbles-Lost	3-1	0-0
Int-yards-TDs	0-0-0	0-0-0
TOP	26:13	33:47
3rd down conversions	7-16	4-12
4th down conversions	1-1	2-2
Red Zone Scores-Chances	4-4	6-6
Sacks-yds	2-4	1-1
PAT	0-0	5-5
FG Total-Made	2-2	2-2



## GAME 6 Northern Colo. at No. 11 Idaho - Oct. 11

Northern Colo.	13	22	0	14	49
Idaho	7	10	8	8	33

### Scoring

1st  
 9:57 UNC 1-yd rush by Price, Mathias (Willig, Jacob kick)  
 8:44 UNC 52-yd field goal by Willig, Jacob  
 5:13 UI 39-yd reception by Cummings, Elisha from Wagner, Jack (Adams, Owen kick)  
 2:35 UNC 43-yd field goal by Willig, Jacob  
 2nd  
 13:13 UNC 7-yd reception by Price, Mathias from Gibson, Eric (two-point conversion successful)  
 7:50 UI 12-yd rush by Koch, Rocco (Adams, Owen kick)  
 3:19 UNC 22-yd reception by Munroe, Brayden from Gibson, Eric (Willig, Jacob)  
 :40 UI 38-yd field goal by Adams, Owen  
 :10 UNC 10-yd rush by Boone, Kieryus (Willig, Jacob kick)  
 3rd  
 7:23 UI 16-yd rush by Koch, Rocco (two-point conversion successful)  
 4th  
 12:58 UNC 13-yd rush by Cheeks, Carver (Willig, Jacob)  
 7:49 UI 10-yd rush by Thomas, Nate (two-point conversion successful)  
 4:32 UNC 18-yd rush by Johnson, Brandon (Willig, Jacob kick)

### Leaders

Passing  
 Idaho-Jack Wagner, 21-33, 237 yds, 1 touchdown  
 UNC- Eric Gibson, 22-34, 350 yds, 2 touchdowns  
 Rushing  
 Idaho-Rocco Koch, 10 car. 81 yds, 2 touchdowns  
 UNC-Brandon Johnson, 5 car. 36 yds  
 Receiving  
 Idaho-Elisha Cummings, 5 rec. 67 yds, 1 touchdown  
 UNC-Brayden Munroe, 5 rec. 151 yds, 1 touchdown

### Team Stats

	UNC	Idaho
First Downs	23	27
Rushing Yards	132	203
Passing Yards	350	237
Total Plays-Yards	65-482	76-440
Punts-Yards	3-107	3-101
Kickoffs-yards	9-585	5-324
Fumbles-Lost	1-0	1-1
Int-yards-TDs	2-43-0	0-0-0
TOP	25:47	34:13
3rd down conversions	8-13	4-12
4th down conversions	0-0	3-4
Red Zone Scores-Chances	5-6	4-4
Sacks-yds	3-32	0-0



# GAME RECAPS

## GAME 7

### Idaho at Eastern Washington

Idaho	7	0	0	7	14
Eastern Wash.	3	10	0	8	21

### Scoring

1st  
 4:18 EWU 31-yd field goal by McKee, Soren  
 1:11 UI 26-yd reception by McCraney, Marquawn from Wagner, Jack (Adams, Owen kick)  
 2nd  
 1:31 EWU 39-yd field goal by McKee, Soren  
 0:44 EWU 9-yd reception by Williams, Miles from Bell, Nate (McKee, Soren kick)  
 4th  
 14:12 EWU 6-yd reception by Williams, Miles from Bell, Nate.  
 2:30 UI 40-yd reception by Graves, Michael from Josifek, Nick (Adams, Owen kick)

### Leaders

Passing  
 Idaho- Nick Josifek, 7-14, 103 yds  
 Eastern Wash. - Nate Bell, 18-31, 177 yds  
 Rushing  
 Idaho-Rocco Koch, 14 car. 84 yds  
 Eastern Wash. -Nate Bell, 23 car. 145 yds  
 Receiving  
 Idaho-Marquawn McCraney, 7 rec. 105 yds, 1 TD  
 Eastern Wash. -Miles Williams, 4 rec. 40 yds, 2 TD's

### Team Stats

	Idaho	Eastern Wash.
First Downs	17	14
Rushing Yards	147	128
Passing Yards	190	177
Total Plays-Yards	74-337	67-305
Punts-Yards	5-202	7-235
Kickoffs-yards	2-129	5-325
Fumbles-Lost	0-0	0-0
Int -yards-TDs	1-5-0	1-1-0
TOP	30:41	29:19
3rd down conversions	5-17	2-14
4th down conversions	1-5	2-3
Red Zone Scores-Chances	0-0	3-4
Sacks-yds	1-9	2-15
PAT	2-2	1-1
FG Total-Made	0-1	2-2

## GAME 8

### Portland State at Idaho

Portland State	3	3	0	0	6
Idaho	7	21	14	3	45

### Scoring

1st  
 4:18 EWU 31-yd field goal by McKee, Soren  
 1:11 UI 26-yd reception by McCraney, Marquawn from Wagner, Jack (Adams, Owen kick)  
 2nd  
 1:31 EWU 39-yd field goal by McKee, Soren  
 0:44 EWU 9-yd reception by Williams, Miles from Bell, Nate (McKee, Soren kick)  
 4th  
 14:12 EWU 6-yd reception by Williams, Miles from Bell, Nate.  
 2:30 UI 40-yd reception by Graves, Michael from Josifek, Nick (Adams, Owen kick)

### Leaders

Passing  
 Idaho- Joshua Wood, 15-22, 259 yds, 4 TDs  
 Portland State- Tyrese Smith, 7-13, 141 yds  
 Rushing  
 Idaho-Elisha Cummings, 8 car., 65 yds, 1 TD  
 Portland State-Delon Thompson, 16 car., 46 yds  
 Receiving  
 Idaho-Elisha Cummings, 4 rec., 100 yds, 1 TD  
 Portland State-Terence Loville, 2 rec., 59 yds

### Team Stats

	PSU	Idaho
First Downs	16	22
Rushing Yards	135	163
Passing Yards	182	301
Total Plays-Yards	62-317	55-464
Punts-Yards	4-144	3-131
Kickoffs-yards	3-192	8-497
Fumbles-Lost	0-0	0-0
Int -yards-TDs	0-0-0	2-10-0
TOP	31:48	28:12
3rd down conversions	2-13	4-9
4th down conversions	1-3	0-0
Red Zone Scores-Chances	2-3	2-2
Sacks-yds	2-2	2-2
PAT	0-0	6-6
FG Total-Made	2-2	1-2

