IDAHO MEN'S BASKETBALL

vs.

SOUTH DAKOTA STATE

DECEMBER 8, 2021

2021-22 SCHEDULE

Date	Opponent	Time/Results
Nov. 10	**vs. Long Beach State**	**L, 89-95**
Nov. 12	**vs. George Fox**	**W, 95-85**
Nov. 15	at Fresno State	L, 62-69
Nov. 18	**vs. Washington State**	**L, 61-109**
Nov. 22	vs. Utah Valley%	L, 45-83
Nov. 24	vs. Cal Poly%	L, 63-67
Nov. 27	at North Dakota State	L, 73-90
Dec. 4	**vs. Southern Utah***	**L, 75-81**
Dec. 8	**vs. South Dakota State**	**6 p.m.**
Dec. 11	at CSU Bakersfield	7 p.m.
Dec. 18	**vs. SAGU**	**2 p.m.**
Dec. 22	at UC Riverside	7 p.m.
Dec. 30	at Northern Arizona*	5 p.m.
Jan. 1	at Portland State*	7:05 p.m.
Jan. 6	**vs. Montana State***	**6 p.m.**
jan. 8	at Eastern Washington*	7:45 p.m.
Jan. 13	at Weber State*	6 p.m.
Jan 15	at Idaho State*	5 p.m.
Jan. 20	**vs. Northern Colorado***	**6 p.m.**
Jan. 22	**vs. Sacramento State***	**2 p.m.**
Jan. 27	at Montana*	6 p.m.
Jan. 29	at Montana State*	3 p.m.
Feb. 3	at Southern Utah*	6 p.m.
Feb. 10	**vs. Idaho State***	**6 p.m.**
Feb. 12	**vs. Weber State***	**2 p.m.**
Feb. 17	**vs. Montana***	**6 p.m.**
Feb. 19	**vs. Eastern Washington***	**4:30 p.m.**
Feb. 24	at Sacramento State*	7:05 p.m.
Feb. 26	at Northern Colorado*	5 p.m.
Mar. 3	**vs. Portland State***	**6 p.m.**
Mar. 5	**vs. Northern Arizona***	**2 p.m.**
Mar. 9-12	Big Sky Tournament!	TBD

All dates/times subject to change
Home games in **Bold**

* - Denotes Big Sky Conference game
% - SoCal Challenge (San Juan Capistrano, Calf.)
! - Big Sky Championship in Boise, Idaho

QUICK HITS

The Idaho men's basketball team returns to non-conference play when they host the South Dakota State Jackrabbits on Wednesday at ICCU Arena. Tip-off is scheduled to get underway at 6 p.m.

SERIES HISTORY: Idaho is 4-5 overall and 3-1 at home against South Dakota State. The two programs last met in Brookings, where the Jackrabbits earned an 85-57 victory.

LAST TIME OUT: The Vandals opened up conference play this past Saturday against Big Sky preseason favorite Southern Utah. Idaho led with just over six minutes remaining but the Thunderbirds were able to force timely turnovers and go perfect from the foul line in the final five minutes to earn an 81-75 victory.

Senior guard Mikey Dixon delivered one of the best performances of his Division 1 career, dropping a personal best 27 points on 11-20 shooting from the field. Backcourt mate Trevante Anderson supplied his sixth double-digit performance by scoring 12 points while freshman Ethan Kilgore tallied 10 points in his first start of the season.

GETTING TO THE LINE: Trevante Anderson and Mikey Dixon lead the pack when it comes to scoring from the foul line, as the two rank in the top-5 in free throws made in the conference. Dixon with 35 and Anderson with 34.

SCOUTING THE JACKRABBITS: South Dakota State enters December as one of the top mid-major teams in the nation with an 8-2 record and ranked ninth in the latest College Insider Mid Major poll. The Jackrabbits have earned notable non-conference wins over Nevada, Stephen F. Austin, George Mason, and Montana State.

Most recently, SDSU earned a 112-47 win over Minnesota Morris in Brookings, S.D. Seven Jackrabbits scored in double figures, while sophomore guard David Wingett led

GAMEDAY INFO

Record	1-7	Head Coach ..... Zac Claus
Conference	0-1	..... Third Season
Streak	L6	Record 10-52
Last 5	0-5	at Idaho 10-52
Neutral Games	0-2	
Last Game	L, SUU 81-75	

Record	8-2	Head Coach ... Eric Henderson
Conference	0-0	..... 3rd Season
Streak	W3	Record 48-18
Last 5	4-1	at South Dakota State. 48-18
Neutral Games	2-1	
Last Game	W, MINN-M. 112-47	

Vandal Radio Network

KRPL 1400 AM	Moscow/Pullman
KFXD 630 AM	Boise
KVNI 1080 AM	Coeur d'Alene
KSPZ 980 AM	Idaho Falls
KLER 1300 AM	Orofino
KOVE 1240 AM	St. Maries
KLIX 1310 AM	Twin Falls/Sun Valley
Vandal Video	GoVandals.com/listen

FOLLOW LIVE

TV	ESPN +
Stream	ESPN +
Radio	Vandal Radio Network
Twitter	@VandalHoops
Instagram	@VandalHoops

Stats.....govandalsdals.com/mbball/summmary

ZAC CLAUS

Third Season

Pedigree

'98-99.....Nebraska Wesleyan
.....Assistant Coach/Head JV Coach
'99-'00.....Austin College
.....Assistant Coach
'00-'02.....Portland State
..... Assistant Coach/Dir. Basketball Ops
'02-'05.....Sacramento State
.....Assistant Coach
'05-11.....Nevada
.....Dir. Basketball Ops
'11-'15.....Nevada
.....Assistant Coach
'15-'19.....Idaho
.....Assistant Coach
'19-'20.....Idaho
..... Interim Head Coach
'20-present.....Idaho
.....Head Coach

Year-By-Year Results

'19-'20..... 8-24
'20-'21..... 1-21
'21-'22..... 1-7

ROSTER

##	Name	Pos.	Ht.	Wt.	Year	Hometown / Previous School
0	Michael Hanshaw	F	6-9	215	Jr.	Moorpark, Calif. / Westlake HS
1	RJ Walker	G	6-0	165	Fr.	Decatur, ILL. / Decatur Eisenhower HS
2	Yusef Salih	G	6-0	175	Fr.	Gainesville, VA. / Highland School
3	Mikey Dixon	G	6-2	165	Sr.	New Castle, Del. / Grand Canyon
4	Trevante Anderson	G	6-1	180	Jr.	Tacoma, Wash. / San Francisco
5	JeMeil King	G	6-5	180	Sr.	Oakland, Calif. / Bellevue University
10	Nolan Bertain	G	6-3	190	Sr.	Portland, Ore. / Texas A&M Corpus Christi
11	Kendall McHugh	G	6-1	160	So.	Centreville, Va. / College of Southern Idaho
15	Philip Pepple Jr.	F	6-10	245	Jr.	Shoreline, Wash. / SIUE
20	Ethan Kilgore	G	6-5	210	Fr.	Gower, Mo. / East Buchanan HS
21	Gabe Quinnett	G	6-4	200	So.	Moscow, Idaho / Moscow HS
23	Rashad Smith	G	6-4	200	Jr.	Chandler, Ariz. / Grand Canyon
32	Tanner Christensen	F	6-10	260	Fr.	Spokane Valley, Wash. / University HS
33	Jack Hatten	G	6-5	185	Fr.	Bakersfield, Calif. / Garces Memorial HS

Coaching Staff
Zac Claus – Head Coach
Tim Marrion - Assistant Coach
Kenny Tripp – Assistant Coach
Johnny Hill – Assistant Coach
Jet Younker – Graduate Manager

Pronunciation Guide
Yusef Salih - yuse-f sal-ee
Nolan Bertain - Ber-tain

TEAM INFO

General Information

Location .....Moscow, Idaho
Founded 1889
Enrollment 11,780
President..... C. Scott Green
Athletic Director..... Terry Gawlik
Conference..... Big Sky
Nickname .....Vandals
Colors.....Silver, Vandal Gold
Arena (capacity) .....ICCU Arena (4,200)

Men's Basketball History

First Season..... 1905-06
All-Time Record 1373-1560
NCAA Appearances/W-L 4/1-4
Last NCAA Appearance 1990
NIT Appearances/W-L 1/0-1
Last NIT Appearance 1983
CIT Appearances/W-L..... 4/3-4
Last CIT Appearance.....2017
CBI Appearances/W-L 1/0-1
Last CBI Appearance 2016

2020-21 Review

Record 1-21
Big Sky Record (Finish) 1-17 (11th)
Big Sky Tournament.....
.....L, 64-69, vs. Montana (First Round)
Postseason .....N/A

2021-22 Preview

Lettermen Returning/Lost 5/9
Newcomers..... 9
Staters Returning/Lost..... 1/4
Redshirts Returning..... 0
Returning Scoring 400/1343 (29.8%)
Returning Rebounding.....178/657 (27.1%)
Returning Assists 54/366 (14.8%)

Idaho Athletics Media Relations

Mailing Address:
Kibbie-ASUI Activity Center
875 Perimeter Drive MS 2302
Moscow, ID 83844-2302

Fax: (208) 885-0211

Media Relations Contact
Colton McCrea
Cell: 406.260.3859
E-Mail: coltonm@uidaho.edu

Interview Requests
Head coach Zac Claus and Idaho players will be made available for interviews in person or by telephone by request to media relations contact Colton McCrea

All interviews with Idaho student-athletes must be coordinated through the athletics media relations office and requested with 24 hours advance notice.

Idaho Athletics Website
Game notes, statistics and preview stories along with photos are all available on Idaho's athletics department website, GoVandals.com.

Social Media
In addition to the information found on Idaho's official athletics website, exclusive content and up-to-the-minute news on all Idaho athletics can be found by following @Idaho_Vandals and @VandalHoops on Twitter or Instagram.

LAST GAME'S STARTERS

#3 Mikey Dixon

GP-GS	PPG	RPG	APG	FG%	3FG%	FT%	MPG
8-8	14.4	2.1	1.8	41.5	46.2	79.5	26.8

2021-22 record when starting: 1-7

#4 Trevante Anderson

GP-GS	PPG	RPG	APG	FG%	3FG%	FT%	MPG
8-8	14.5	5.0	3.5	41.7	36.4	70.8	31.3

2021-22 record when starting: 1-7

#10 Nolan Bertain

GP-GS	PPG	RPG	APG	FG%	3FG%	FT%	MPG
8-5	6.4	2.8	0.9	39.0	36.1	66.7	23.6

2021-22 record when starting: 1-4

#20 Ethan Kilgore

GP-GS	PPG	RPG	APG	FG%	3FG%	FT%	MPG
8-1	4.6	3.5	0.375	60.9	0.0	81.8	15.8

2021-22 record when starting: 0-1

#32 Tanner Christensen

GP-GS	PPG	RPG	APG	FG%	3FG%	FT%	MPG
5-4	7.8	3.8	0.8	55.2	0.0	63.6	15.0

2021-22 record when starting: 0-4

Big Sky Conference

PRESEASON COACHES' POLL

R	Team	1st Place Votes	Points
1	Southern Utah	8	98
2	Weber State	2	91
3	Montana State	1	81
4	Montana	0	71
5	Northern Colorado	0	68
6	Idaho State	0	56
7	Portland State	0	40
8	Eastern Washington	0	37
9	Northern Arizona	0	28
10	Sacramento State	0	25
11	Idaho	0	10

PRESEASON MEDIA POLL

R	Team	1st Place Votes	Points
1	Southern Utah	23	324
2	Weber State	5	290
3	Montana State	1	264
4	Montana	0	217
5	Northern Colorado	0	212
6	Idaho State	0	181
7	Eastern Washington	0	142
8	Portland State	0	116
9	Sacramento State	0	110
10	Northern Arizona	0	85
11	Idaho	0	38

PRESEASON ALL-BIG SKY

Player	Yr.	Pos.	School
Tevian Jones*	Sr.	G	SUU
Bodie Hume	Sr.	G	UNC
John Knight III	R-Sr.	G	SUU
Jubrile Belo	Jr.	F	Montana State
Seikou Sisoho	So.	G	Weber State
Xavier Bishop	Sr.	G	Montana State
Maizen Fausett	Sr.	F	SUU

* - Preseason MVP

BIG SKY PLAYER OF THE WEEK

11/16 - Daylen Kountz, Northern Colorado
11/23 - Dillon Jones, Weber State
11/30 - John Knight III, Southern Utah

2021-22 By The Numbers

Offense - Scoring

<60	0-1
60-69	0-3
70-79	0-2
80-89	0-1
>89	1-0

Offense - Shooting

<35%	0-2
35%-40%	0-3
40%-45%	0-1
45%-50%	0-1
>50%	1-0

Defense - Scoring

<60	
60-69	0-2
70-79	
80-89	1-2
>89	0-3

Defense - Shooting

<35%	
35%-40%	0-1
40%-45%	1-1
45%-50%	0-1
>50%	0-4

Rebounding

Outrebounded Opponent	1-0
Outrebounded by Opponent	0-7
Rebounds Even	

Turnovers

Fewer than Opponent	0-2
More than Opponent	1-4
Even	0-1

2021-22 IDAHO MEN'S BASKETBALL

TEAM STATISTICAL RANKINGS (updated weekly)

Statistic	National Rank	Conference Rank	Value	National Leader	Value	Conference Leader	Value
3-pt Field Goal Attempts (350 ranked)	196	7	177	VMI	345	Northern Colo.	266
Assist Turnover Ratio (350 ranked)	288	10	0.80	Iowa	2.15	Montana	1.32
Assists Per Game (350 ranked)	270	8	11.8	Arizona	23.0	Eastern Wash.	16.5
Blocked Shots Per Game (350 ranked)	188	7	3.1	Memphis	8.2	Northern Colo.	4.1
Defensive Rebounds per Game (350 ranked)	252	8	24.38	Cornell	32.78	Southern Utah	31.12
Fewest Fouls (350 ranked)	319	9	173	Wagner	77	Weber St.	112
Fewest Turnovers (350 ranked)	219	5	117	New Hampshire	48	Montana	87
Field-Goal Percentage (350 ranked)	300	10	40.6	Colorado St.	53.6	Weber St.	49.7
Field-Goal Percentage Defense (350 ranked)	342	11	48.9	LSU	33.1	Portland St.	39.0
Free Throw Attempts (350 ranked)	40	4	185	Iona	247	Eastern Wash.	206
Free Throws Made (350 ranked)	48	5	130	Iona	179	Eastern Wash.	150
				Portland	179		
				Saint Louis	179		
Free-Throw Percentage (350 ranked)	174	8	70.3	UMBC	81.7	Montana	78.2
Offensive Rebounds Per Game (350 ranked)	264	6	8.88	Texas Tech	17.00	Portland St.	14.29
Personal Fouls Per Game (350 ranked)	341	11	21.6	TCU	12.4	Weber St.	14.0
				UNI	12.4		
Rebound Margin (350 ranked)	341	10	-9.1	Kentucky	19.4	Southern Utah	8.4
Scoring Defense (350 ranked)	346	11	84.9	UC Irvine	53.2	Weber St.	63.4
Scoring Margin (350 ranked)	337	11	-14.5	Arizona	32.6	Weber St.	16.4
Scoring Offense (350 ranked)	216	7	70.4	Arizona	91.3	Southern Utah	82.0
Steals Per Game (350 ranked)	349	11	3.5	UAB	12.9	Portland St.	9.7
Three Pt FG Defense (350 ranked)	148	7	32.0	Minnesota	23.1	Portland St.	28.6
Three-Point Field Goals Per Game (350 ranked)	145	6	7.9	Oral Roberts	13.4	Northern Colo.	9.9
Three-Point Field-Goal Percentage (350 ranked)	100	4	35.6	South Dakota St.	45.2	Montana St.	37.5
Total 3-point FGM (350 ranked)	154	6	63	VMI	132	Northern Colo.	99
Total Assists (350 ranked)	260	7	94	Cornell	200	Montana St.	137
						Northern Colo.	137
Total Blocks (349 ranked)	199	8	25	UConn	69	Northern Colo.	41
Total Rebounds (350 ranked)	273	9	266	Norfolk St.	439	Southern Utah	357
Total Rebounds Per Game (350 ranked)	285	9	33.25	Kentucky	46.57	Southern Utah	44.62
Total Steals (350 ranked)	348	11	28	UAB	116	Weber St.	75
Turnover Margin (346 ranked)	320	10	-3.2	Abilene Christian	11.6	Weber St.	5.5
Turnovers Forced (350 ranked)	304	9	11.38	Abilene Christian	24.14	Weber St.	18.00
Turnovers Per Game (350 ranked)	251	6	14.6	New Hampshire	8.0	Montana	9.7
Won-Lost Percentage (345 ranked)	330	10	12.5	12 teams tied	100.0	Weber St.	100.0

Big Sky Conference
(updated weekly)

Standings

R	Team	BSC Rec.	Rec.
1.	Weber State	2-0	8-0
2.	Southern Utah	2-0	5-3
3.	Northern Colorado	2-0	5-5
4.	Montana	1-1	5-4
5.	Montana State	1-1	5-4
6.	Northern Arizona	1-1	4-5
7.	Portland State	1-1	3-4
8.	Eastern Washington	0-1	4-4
9.	Idaho	0-1	1-7
10.	Sacramento State	0-2	3-5
11.	Idaho State	0-2	1-7

Mid Major Top-25
(Updated Nov. 29)

R	Team	Record
1	Gonzaga (31)	6-1
2	BYU	6-0
3	San Francisco	8-0
4	Saint Mary's	6-1
5	Loyola Chicago	5-2
6	Belmont	5-2
7	Iona	6-2
8	Ohio	5-1
9	South Dakota State	6-2
10	Weber State	6-0
11	Oakland	5-2
12	Georgia State	4-2
13	UCSB	3-1
14	New Mexico State	5-1
15	Toledo	5-1
16	Chattanooga	5-1
17	Drake	3-3
18	Missouri State	4-2
19	Bufflao	3-3
20	UC Irvine	4-1
21	Furman	4-3
22	Santa Clara	5-2
23	Norfolk State	7-1
24	Liberty	3-3
25	Yale	4-4

Receiving Votes: Vermont 68, Monmouth 65, Murray State 57, Campbell 51, Miami Ohio 48, UC San Diego 40, Wofford 39, Loyola Marymount 31, Colgate 26, ETSU 23, Grand Canyon 21, James Madison 20, Northern Iowa 19, Navy 18, Louisiana 17, Winthrop 17, FGCU 16, Stephen F. Austin 16, Oral Roberts 14, Portland 14, Princeton 14, UMBC 14, California Baptist 12, Charleston 11, Delaware 10, Jacksonville State 8, Manhattan 8, UC Riverside 8, Southern Utah 7, Dartmouth 6, North Dakota State 6, Texas A&M Corpus Christi 6, Cornell 5, Cleveland State 4, Eastern Kentucky 4, Samford 4, Utah Valley 4, UNC Greensboro 3, Lipscomb 2.

2021-22 IDAHO MEN'S BASKETBALL

INDIVIDUAL STATISTICAL RANKINGS (updated weekly)

Statistic	Player	National Rank	Conference Rank	Value	National Leader	Value	Conference Leader	Value
3-pt Field Goal Attempts (334 ranked)					Kamdyn Curfman, VMI	94	Dru Kuxhausen, Northern Colo.	62
Assist Turnover Ratio (350 ranked)	Trevante Anderson	348	9	1.04	Caleb Burgess, Hofstra	6.00	Cameron Parker, Montana	2.60
Assists Per Game (340 ranked)	Trevante Anderson	238	6	3.5	Sahvir Wheeler, Kentucky	8.7	Rylan Bergersen, Eastern Wash.	4.6
Blocked Shots Per Game (318 ranked)	Philip Pepple, Jr.	100	3	1.50	Obinna Anochili-Killen, Marshall Jamarion Sharp, Western Ky.	4.62 4.62	Ezekiel Richards, Northern Ariz.	1.62
Defensive Rebounds per Game (346 ranked)					Fardaws Aimaq, Utah Valley	10.50	Dillon Jones, Weber St.	9.00
Double Doubles (190 ranked)					Fardaws Aimaq, Utah Valley Justin Bean, Utah St.	7 7	Dillon Jones, Weber St. James Jean-Marie, Portland St.	6 6
Field-Goal Percentage (350 ranked)					Jesse Edwards, Syracuse	76.9	Jubrile Belo, Montana St.	66.7
Free Throw Attempts (317 ranked)	Trevante Anderson Mikey Dixon	47 74	3 6	48 44	Kendric Davis, SMU	73	John Knight III, Southern Utah	58
Free Throws Made (330 ranked)	Mikey Dixon Trevante Anderson	65 73	4 5	35 34	Kendric Davis, SMU	64	Jubrile Belo, Montana St.	41
Free-Throw Percentage (348 ranked)	Mikey Dixon	194	8	79.5	Alfonso Plummer, Illinois Tyrell Roberts, Washington St.	100.0 100.0	Paris Dawson, Portland St.	92.0
Minutes Per Game (350 ranked)					Kyle Lofton, St. Bonaventure	38:58	Dre Marin, Southern Utah	35:38
Offensive Rebounds Per Game (321 ranked)	Philip Pepple, Jr.	283	9	2.12	Oscar Tshiebwe, Kentucky	6.86	James Jean-Marie, Portland St.	5.14
Points Per Game (347 ranked)	Trevante Anderson Mikey Dixon	276 290	9 10	14.5 14.4	Keegan Murray, Iowa	24.6	Steele Venters, Eastern Wash.	19.1
Rebounds Per Game (341 ranked)					Oscar Tshiebwe, Kentucky	16.0	Dillon Jones, Weber St.	11.2
Steals Per Game (347 ranked)					Grayson Murphy, Belmont	3.20	JJ Overton, Weber St.	2.12
Three-Point Field Goals Per Game (350 ranked)					Max Abmas, Oral Roberts	4.38	Steele Venters, Eastern Wash.	2.88
Three-Point Field-Goal Percentage (127 ranked)					Keller Boothby, Cornell	56.8	Steele Venters, Eastern Wash.	52.3
Total 3-point FGM (349 ranked)					Kamdyn Curfman, VMI	38	Dru Kuxhausen, Northern Colo.	27
Total Assists (316 ranked)	Trevante Anderson	235	8	28	Isaiah Stevens, Colorado St.	63	Cameron Parker, Montana	39
Total Blocks (303 ranked)	Philip Pepple, Jr.	101	3	12	Obinna Anochili-Killen, Marshall Jamarion Sharp, Western Ky.	37 37	Jubrile Belo, Montana St.	14
Total Field Goal Attempts (342 ranked)					Jesse Zarzuela, Coppin St.	181	Daylen Kountz, Northern Colo.	139
Total Field Goals Made (349 ranked)					Jamal Cain, Oakland	77	Daylen Kountz, Northern Colo.	67
Total Minutes (350 ranked)					Jesse Zarzuela, Coppin St.	406:32	Daylen Kountz, Northern Colo.	346:38
Total Points (348 ranked)	Trevante Anderson Mikey Dixon	310 321	9 11	116 115	Kendric Davis, SMU	203	Daylen Kountz, Northern Colo.	184
Total Rebounds (330 ranked)					Chuba Ohams, Fordham	119	Kur Jongkuch, Northern Colo.	97
Total Steals (288 ranked)					Nendah Tarke, Coppin St.	36	JJ Overton, Weber St.	17
Triple Doubles (1 ranked)					Mike Meadows, Portland Wendell Moore Jr., Duke Jamarion Sharp, Western Ky.	1 1 1		

Last time a Vandal team...

Scored 110 points	Idaho 127, New Hope 54 (12/18/15)
Scored 100 points	Idaho 100, Walla Walla 50 (11/23/19)
Scored 90 points	Idaho 95, George Fox 85 (11/12/21)
Scored Fewer than 60 points	Idaho 45, UVU 83 (11/22/21)
Scored Fewer than 50 points	Idaho 45, UVU 83 (11/22/21)
Won by 30 points	Idaho 100, Walla Walla 50 (11/23/19)
Shot 65% from the floor	70.5% (31-44) vs. George Fox (11/12/21)
Shot 60% from the floor	61.4% (35-57) at PSU (2/1/18)
Shot <35% from the floor	25.5% (14-55) vs. UVU (11/22/21)
Shot 50% from 3FG	52.9% (9-17) vs. George Fox (11/12/21)
Shot <30% from 3FG	26.7% (4-15) vs. Cal Poly (11/24/21)
Made 10 3FGs	17, vs. LBSU (11/10/21)
Shot 75% from the FT line	81.8 %(9-11) vs. SUU (12/4/21)
Shot <50% from the FT line	46.2% (6-13) at SUU (2/29/20)
Had 50 rebounds	51, vs. George Fox (11/13/17)
Had 20 offensive rebounds	21, at Santa Clara (12/21/18)
Had 20 assists	21, at Arkansas State (11/17/19)
Had 20 turnovers	20, vs. PSU (2/20/21)
Had fewer than 10 turnovers	9, vs. Weber State (3/5/20)
Had 10 steals	10, at EWU (2/13/20)
Had 10 blocks	10, vs. San Jose State (2/2/13)
Had two 20-point scorers	Allen (20), Fraser (22) vs. MSU (1/9/20)
Had four double-digit scorers	4 vs. SUU (12/4/21)
Won an overtime game	vs. CSUB (12/14/19)
Lost an overtime game	vs. LBSU (11/10/21)
Won a double-overtime game	vs. Montana (2/26/15)

Last time a Vandal individual...

Had a double-double (pts/rebs)	Scott Blakney, 16/13 (3/7/20)
Had a double-double (pts/asts)	Mike Scott, 15/10 (1/17/15)
Had 10 assists	Mike Scott, 10 (1/17/15)
Had 20/10 (pts/rebs)	Trevon Allen, 32/11 (2/13/20)
Scored 30 points	Trevon Allen, 35 (3/11/20)
Scored 40 points	Victor Sanders, 40 (2/2/17)
Had 15 rebounds	Kyle Barone, 15 (2/28/13)
Had 5 steals	Trevon Allen, 7 (2/13/20)
Had 5 blocks	Ty Egbert, 5 (11/14/15)

Last time a Vandal opponent...

Scored 90 points	NDSU, 90 (11/27/21)
Scored fewer than 60 points	Sacramento State, 53 (2/3/20)
Scored fewer than 50 points	WCB, 44 (11/27/18)
Shot 60% from the floor	WSU, 60.6% (11/18/21)
Shot <30% from the floor	Walla Walla, 29.4% (11/23/19)
Shot 50% from 3FG	EWU, 64.3% (2/6/21)
Shot <30% from 3FG	NDSU, 15.8% (11/27/21)
Made 10 3FGs	10, SUU (12/4/21)
Shot 75% from the FT line	NDSU, 77.3% (11/27/21)
Shot <50% from the FT line	PSU, 44.4% (2/20/21)
Had fewer than 25 rebounds	PSU, 22 (2/18/21)
Had 20 offensive rebounds	Cal Poly, 22 (11/24/21)
Had 20 assists	NAU, 21 (2/20/20)
Had fewer than 10 turnovers	SUU, 6 (12/4/21)
Had 10 steals	MSU, 11 (2/28/21)
Had no blocks	George Fox (11/12/21)

all scorers with 18 points and 10 rebounds off the bench.

South Dakota State ranks third in the nation in scoring with 91.1 ppg. Noah Freidel scores a team-high 20.3 ppg for the SDSU offense while Douglas Wilson pitches in 14.3 points per contest.

FOLLOW: Saturday's matchup can be streamed live on ESPN+. Fans can also listen over the airwaves with the Voice of the Vandals, Chris King, at GoVandals.com/Listen.

PROTECTING THE PAINT

Junior big man Philip Pepple Jr. has been a bright spot for the Vandal defense, leading the team with 12 blocked shots - third-best in the Big Sky.

The Shoreline, Wash. native had another strong outing in the Vandals' last matchup against Southern Utah, rejecting three shots to boost his average to 1.5 blocks per game.

In a matchup earlier in the season against Cal Poly, People Jr. recorded a career-high four blocks.

LEADING THE CHARGE

Trevante Anderson recorded his sixth double-figure performance on Saturday with 12 points. Anderson leads the team in multiple categories, including points (14.5), rebounds (5.0), and assists (3.5). His scoring total per game has him rated ninth-best in the Big Sky.

The Junior guard added his third 20-plus point scoring performance against NDSU, tallying a team-high 21 points. The junior also led the team with nine rebounds and six assists. It was the most rebounds recorded by Anderson in his career and the third time he's recorded six or more assists this year.

Anderson opened the season with back-to-back 20+ point outings, scoring 26 against Long Beach State and 22 points in a win over George Fox.

MONEY MIKE

Grand Canyon transfer Mikey Dixon has been one of Idaho's most consistent performers on the offensive end, scoring in double figures seven out of eight games this season.

Dixon delivered a career-high 27 points on 11-20 shooting in the con-

2021-22 IDAHO RECORD WHEN...

	Overall	BSC									
			Opp. shoot >35%	1-2	0-1	Outrebound opp.	1-0	0-0			
Leading at Halftime	1-1	0-0	Opp. shoot <35%	0-5	0-0	Fewer/equal rebounds	0-7	0-1	November	1-6	0-0
Trailing at Halftime	0-6	0-1				40-plus rebounds	1-1	0-0	December	0-1	0-1
Tied at Halftime	0-0		Score <70 points	0-4	0-0	<40 rebound	0-6	0-1	January	0-0	0-0
			Score 70-plus points	0-2	0-1				February	0-0	0-0
Higher FG% than opp.	1-2	0-1	Score 80-plus points	0-1	0-0	Fewer turnovers	0-2	0-0	March	0-0	0-0
Lower/equal FG%	0-5	0-0	Score 90-plus points	1-0	0-0	More/equal turnovers	1-5	0-1			
Shoot >45%	1-1	0-1	Score more than opp.	1-0	0-0						
Shoot <45%	0-6	0-0				More pts. in paint	1-0	0-0	* - Games decided by five or fewer points		
Opp. shoot >45%	0-5	0-0	Allow <70 points	0-2	0-0	Fewer/equal pts. in paint	0-6	0-0			
Opp. shoot <45%	1-2	0-1	Allow 70-plus points	0-0	0-0						
			Allow 80-plus points	1-2	0-1	More 2nd chance pts.	1-0	0-0			
Higher 3FG% than opp.	1-4	0-0	Allow 90-plus points	0-3	0-0	Fewer/equal	1-6	0-1			
Lower/equal 3FG%	0-3	0-1									
Shoot >35%	1-3	0-0	Close Games*	0-1	0-0	More bench pts.	0-1	0-0			
Shoot <35%	0-4	0-1	Overtime games	0-1	0-0	Fewer/equal bench pts.	1-6	0-1			

2021-22 IDAHO MEN'S BASKETBALL

TV AND RADIO ROSTER

#0
MICHAEL HANSHAW/F/JR.



#1
RJ WALKER/G/FR.

#2
YUSEF SALIH/G/FR.

#3
MIKEY DIXON/G/SR.

#4
TREVANTE ANDERSON/G/JR.

#5
JEMEIL KING/G/SR.

#10
NOLAN BERTAIN/G/SR.

#11
KENDALL MCHUGH/G/SO.

#15
PHILIP PEPPLE JR./F/JR.

#20
ETHAN KILGORE/G/FR.

#21
GABE QUINNETT/G/SO.

#23
RASHAD SMITH/G/JR.

#32
TANNER CHRISTENSEN/F/FR.

#33
JACK HATTEN/G/FR

HEAD COACH
ZAC CLAUS
THIRD SEASON

ference opener versus Southern Utah.

The New Castle, Del. native is averaging 14.4 ppg and shooting 46 percent from behind the 3-point line.

ALL-AROUND EFFORT
Nine different players have scored in double digits so far this season. Most recently, Ethan Kilgore tied a career best with 10 points in his first start of the season.

Freshman forward Tanner Christensen dropped a career-high 13 points in a matchup against North Dakota State.

In a 95-85 win over George Fox, Nolan Bertain (18), Yusef Salih (11) and JeMeil King (11) added double-figure outings to their resume.

In the season opener, Trevante Anderson (26), Mikey Dixon (16), Rashad Smith (12), and Philip Pepple Jr. (10) scored at least 10 points against Long Beach State.

NEWCOMERS
Nine fresh faces will join the Vandals roster this season including six transfers and three freshmen. The six transfers are made up of three juniors and three seniors that will provide much-needed leadership and experience to a roster that lost seven upperclassmen.

Jack Hatten, Yusef Salih and RJ Walker are the three freshmen that join the roster this season.

Senior Mikey Dixon and junior Rashad Smith make their way to Moscow from Phoenix after spending last season at Grand Canyon University.

Trevante Anderson (San Francisco), Nolan Bertain (Texas A&M-Corpus Christi) and Philip Pepple Jr. (SIUE) joined as transfers after spending last season on the Division 1 scene. Senior JeMeil King transferred to Idaho back in August after competing at Bellevue University the past two seasons.

SIGNING CLASS
Head coach Zac Claus and his staff signed three future Vandals to a National Letter of Intent back in early November, including Titus Yearout, Dominique Ford, and Nigel Burris.

Yearout, a local star from Lapwai High School will make the short drive to Moscow after averaging 24 ppg in his junior campaign - the highest points per game average in the state of Idaho.

Ford will join the Vandals after competing at the College of Southern Nevada (CSN) in Las Vegas. Last season, he averaged 16 points and 4.8 rebounds per game while being selected to the NJCAA Region 18 Second-Team for the Coyotes.

Burris, a three-star power forward (247 Sports) from San Francisco will join the squad after averaging 13.8 points and 6.6 rebounds per game in his senior season. Burris will compete on a prep basketball team in Napa, Calif. this season.

DOUBLEHEADER
Idaho and Eastern Washington will continue to play a doubleheader format with the men and women this season. Both men and women will travel to Cheney on January 8 before the Vandals host the Eagles on Feb. 19.

2021-22 Schedule

Opponent	Results	Idaho vs. Opp.	Opp. Rec. Time of Game	Opp. Record
Long Beach State	L, 89-95	7-13	0-0	2-6
George Fox	W, 95-85	2-0	0-0	3-4
Fresno State	L, 62-69	10-8	2-0	7-1
Washington State	L, 61-109	110-167	3-0	6-2
Utah Valley	L, 45-83	1-3	3-1	7-1
Cal Poly	L, 63-67	12-8	1-4	2-6
North Dakota State	L, 73-90	3-7	3-2	5-3
Southern Utah	L, 75-81	11-18	4-3	5-3
South Dakota State	--	4-5	0-0	0-0
CSU Bakersfield	--	5-6	0-0	0-0
SAGU	--	0-0	0-0	0-0
UC Riverside	--	7-5	0-0	0-0
Northern Arizona	--	41-26	0-0	0-0
Portland State	--	15-17	0-0	0-0
Montana State	--	51-67	0-0	0-0
Eastern Washington	--	58-35	0-0	0-0
Weber State	--	24-60	0-0	0-0
Idaho State	--	65-49	0-0	0-0
Northern Colorado	--	4-8	0-0	0-0
Sacramento State	--	20-8	0-0	0-0
Montana	--	114-88	0-0	0-0
Montana State	--	51-67	0-0	0-0
Southern Utah	--	11-17	0-0	0-0
Idaho State	--	65-49	0-0	0-0
Weber State	--	24-60	0-0	0-0
Montana	--	114-88	0-0	0-0
Eastern Washington	--	58-35	0-0	0-0
Sacramento State	--	20-8	0-0	0-0
Northern Colorado	--	4-8	0-0	0-0
Portland State	--	15-17	0-0	0-0
Northern Arizona	--	41-26	0-0	0-0

At Time of Game:
Idaho vs. Teams with winning records: 0-5
Idaho vs. Teams with losing/even records: 1-2

Season total:
Idaho vs. Teams with winning records: 0-5
Idaho vs. Teams with losing/even records: 1-2

Specialty Stats

	Idaho/Opponent				
Opponent	PP	POT	2nd	FAST	BP
Long Beach State	26/50	12/17	15/8	13/11	16/15
George Fox	44/26	13/22	8/14	17/1	24/49
Fresno State	16/38	19/10	3/13	10/4	22/27
Washington State	16/40	6/28	11/14	3/12	30/51
Utah Valley	18/58	12/28	4/23	1/7	23/29
Cal Poly	24/30	19/14	10/25	2/5	20/21
North Dakota State	34/60	5/11	15/17	5/6	13/20
Southern Utah	34/34	2/11	16/13	13/20	12/20
South Dakota State	--	--	--	--	--
CSU Bakersfield	--	--	--	--	--
SAGU	--	--	--	--	--
UC Riverside	--	--	--	--	--
Northern Arizona	--	--	--	--	--
Portland State	--	--	--	--	--
Montana State	--	--	--	--	--
Eastern Washington	--	--	--	--	--
Weber State	--	--	--	--	--
Idaho State	--	--	--	--	--
Northern Colorado	--	--	--	--	--
Sacramento State	--	--	--	--	--
Montana	--	--	--	--	--
Montana State	--	--	--	--	--
Southern Utah	--	--	--	--	--
Idaho State	--	--	--	--	--
Weber State	--	--	--	--	--
Montana	--	--	--	--	--
Eastern Washington	--	--	--	--	--
Sacramento State	--	--	--	--	--
Northern Colorado	--	--	--	--	--
Portland State	--	--	--	--	--
Northern Arizona	--	--	--	--	--
Idaho Average	**26.5**	**11.0**	**10.2**	**8.0**	**20.0**
Opp. Average	**42.0**	**17.7**	**15.8**	**8.3**	**29.0**

THE BATTLE OF THE PALOUSE

QUICK FACTS

First Meeting.....January 13, 1906
.....at WSU
.....L, 28-11
Consecutive Seasons.....116
Idaho Record.....110-167
Largest Win ..... December 20, 1962
.....at Idaho
..... W, 94-57
Largest Loss .....November 18, 2021
.....at Idaho
..... L, 109-61
Longest Win Streak.....8
..... 1951-52 through 1953-54
Longest Losing Streak..... 12 (three times)
..... Last, 12/20/03-12/7/13
Zac Claus vs. Kyle Smith and WSU.....0-3

2021-22 IDAHO MEN'S BASKETBALL

2021-22 RESULTS AND LEADERS

Record	Overall	Home	Away	Neutral
All Games	1-7	1-3	0-2	0-2
Big Sky	0-1	0-1	0-0	0-0
Non-Conference	1-6	1-2	0-2	0-2

Opponent	Result	High Points	High Rebounds	High Assists	STARTERS 1	2	3	4	5	RECORD
Long Beach St.	L, 89-95	Anderson (26)	Bertain (8)	Anderson (8)	Anderson	Dixon	Smith	Quinnett	Pepple Jr.	0-1
George Fox	W, 95-85	Anderson (22)	Bertain (8)	Anderon (8)	Anderson	Bertain	Dixon	Quinnett	Pepple Jr.	1-0
Fresno St.	L, 62-69	Dixon (15)	Smith/Pepple Jr. (5)	Dixon (3)	Anderson	Dixon	Smith	Quinnett	Pepple Jr.	0-2
Washington St.	L, 61-109	Dixon (12)	Pepple Jr. (8)	King (4)	Anderson	Dixon	Smith	Quinnett	Pepple Jr.	0-3
Utah Valley	L, 43-85	Anderson (13)	Christensen (6)	Christensen/Hanshaw (2)	Anderson	Dixon	Bertain	Smith	Christensen	0-1
Cal Poly	L, 63-67	Dixon (18)	Pepple Jr. (5)	Smith (3)	Anderson	Dixon	Bertain	Smith	Christensen	0-2
NDSU	L, 73-90	Anderson (21)	Anderson (9)	Anderson (6)	Anderson	Dixon	Bertain	Smith	Christensen	0-3
Southern Utah	L, 75-81	Dixon (27)	Smith/Anderson (8)	Four tied (2)	Anderson	Dixon	Bertain	Kilgore	Christensen	0-1
South Dakota St.										
CSU Bakersfield										
SAGU										
UC Riverside										
NAU										
Portland State										
Montana State										
Eastern Washington										
Weber State										
Idaho State										
Northern Colorado										
Sacramento State										
Montana										
Montana St.										
Southern Utah										
Idaho St.										
Weber St.										
Montana										
Eastern Washington										
Sacramento State										
Northern Colorado										
Portland St.										
NAU										

Attendance	Games	Totals	Avg/Game
Home	**4**	**5,757**	**1,700**
Away	**2**	**5,284**	**2,642**
Neutral	**2**	**2,017**	**1,009**
Overall	**8**	**14,101**	**1,763**

Margin	1	2	3	4	5	6	7	8	9	10	11	12	13	14	15	16	17	18	19	20	21	22	23	24	25	26	27	28	29	30	30+
Victory		10																													
Defeat	6		7	48	39	4	17	6																							

CAREER HIGHS

##	Name	Pts.	Rebs.	Asts.	FG	3FG	Mins.
0	Hanshaw	3	2	2	1	--	14
1	Walker	--	--	--	--	--	--
2	Salih	11	4	1	3	3	26
3	Dixon	27	7	4	11	3	42
4	Anderson	26	9	8	8	3	42
5	King	11	4	4	5	--	20
10	Bertain	20	8	5	7	5	40
11	McHugh	3	1	--	1	3	8
15	Pepple Jr.	13	10	1	6	--	38
20	Kilgore	10	7	3	5	1	29
21	Quinnett	18	3	4	6	4	40
23	Smith	13	8	3	5	3	33
32	Christensen	13	8	1	6	1	29
33	Hatten	--	--	--	--	--	--

SEASON HIGHS

##	Name	Pts.	Rebs.	Asts.	FG	3FG	Mins.
0	Hanshaw	2	2	2	1	--	14
1	Walker	--	--	--	--	--	--
2	Salih	11	4	1	2	3	26
3	Dixon	27	5	4	11	3	42
4	Anderson	26	9	8	8	3	42
5	King	11	4	4	5	--	20
10	Bertain	18	8	3	4	4	29
11	McHugh	3	--	--	1	1	3
15	Pepple Jr.	13	8	1	6	--	38
20	Kilgore	10	7	2	3	--	23
21	Quinnett	9	2	1	3	3	35
23	Smith	12	8	2	3	3	33
32	Christensen	13	6	2	6	--	16
33	Hatten	--	--	--	--	--	--

** More season/career highs on individual player pages

2021-22 Idaho Men's Basketball
Combined Team Statistics
All games

Game Records

Record	Overall	Home	Away	Neutral
ALL GAMES	1-7	1-3	0-2	0-2
CONFERENCE	0-1	0-1	0-0	0-0
NON-CONFERENCE	1-6	1-2	0-2	0-2

Score by Periods

Team	1st	2nd	OT	TOT
Idaho	256	303	4	563
Opponents	331	338	10	679

Team Box Score

No.	Player				Total		3-Point		F-Throw		Rebounds											
		GP-GS	MIN	AVG	FG-FGA	FG%	3FG-3FGA	3FG%	FT-FTA	FT%	OFF	DEF	TOT	AVG	PF	DQ	A	TO	BLK	STL	PTS	AVG
4	ANDERSON, Trevante	8-8	250:19	31.3	35-84	.417	12-33	.364	34-48	.708	10	30	40	5.0	24	0	28	27	2	3	116	14.5
3	DIXON, Mikey	8-8	212:32	26.6	34-82	.415	12-26	.462	35-44	.795	1	16	17	2.1	18	0	14	19	0	4	115	14.4
32	CHRISTENSEN, Tanner	5-4	76:15	15.2	16-29	.552	0-2	.000	7-11	.636	4	15	19	3.8	20	2	4	8	2	0	39	7.8
23	SMITH, Rashad	7-6	164:30	23.5	15-53	.283	8-21	.381	11-15	.733	6	28	34	4.9	19	1	10	8	1	7	49	7.0
10	BERTAIN, Nolan	8-5	189:54	23.7	16-41	.390	13-36	.361	6-9	.667	1	21	22	2.8	21	0	7	5	3	2	51	6.4
15	PEPPLE, JR., Philip	8-4	181:58	22.7	17-39	.436	0-0	.000	8-17	.471	17	23	40	5.0	21	0	3	6	12	3	42	5.3
5	KING, Jemeil	7-0	85:13	12.2	14-27	.519	0-4	.000	7-13	.538	0	14	14	2.0	7	0	12	11	2	0	35	5.0
20	KILGORE, Ethan	8-1	124:06	15.5	14-23	.609	0-1	.000	9-11	.818	13	15	28	3.5	15	0	3	14	3	2	37	4.6
2	SALIH, Yusef	8-0	127:29	15.9	10-32	.313	7-19	.368	9-12	.750	4	9	13	1.6	10	0	6	8	0	3	36	4.5
21	QUINNETT, Gabe	8-4	185:01	23.1	11-39	.282	10-33	.303	3-3	1.000	1	9	10	1.3	10	0	4	6	0	3	35	4.4
0	HANSHAW, Michael	3-0	22:03	7.4	2-4	.500	0-0	.000	1-2	.500	2	1	3	1.0	7	0	3	2	0	1	5	1.7
11	MCHUGH, Kendall	2-0	05:41	2.8	1-3	.333	1-2	.500	0-0	.000	0	0	0	0.0	1	0	0	0	0	0	3	1.5
Team											12	14	26					3				
Total		**8**	**1625**		**185-456**	**.406**	**63-177**	**.356**	**130-185**	**.703**	**71**	**195**	**266**	**33.3**	**173**	**3**	**94**	**117**	**25**	**28**	**563**	**70.4**
Opponents		**8**	**1625**		**254-519**	**.489**	**48-150**	**.320**	**123-182**	**.676**	**106**	**233**	**339**	**42.4**	**163**	**5**	**115**	**91**	**24**	**44**	**679**	**84.9**

Team Statistics

	UI	OPP
Scoring	**563**	**679**
Points per game	70.4	84.9
Scoring margin	-14.5	-
Field goals-att	**185-456**	**254-519**
Field goal pct	.406	.489
3 point fg-att	**63-177**	**48-150**
3-point FG pct	.356	.320
3-pt FG made per game	7.9	6.0
Free throws-att	**130-185**	**123-182**
Free throw pct	.703	.676
F-Throws made per game	16.3	15.4
Rebounds	**266**	**339**
Rebounds per game	33.3	42.4
Rebounding margin	-9.1	-
Assists	**94**	**115**
Assists per game	11.8	14.4
Turnovers	**117**	**91**
Turnovers per game	14.6	11.4
Turnover margin	-3.3	-
Assist/turnover ratio	0.8	1.3
Steals	**28**	**44**
Steals per game	3.5	5.5
Blocks	**25**	**24**
Blocks per game	3.1	3.0
Winning streak	**0**	**-**
Home win streak	0	-
Attendance	**6800**	**5284**
Home games-Avg/Game	4-1700	2-2642
Neutral site-Avg/Game	-	2-1009

Team Results

Date	Opponent		Score	Att.
11/10/2021	Long Beach St.	Lot	89-95	1723
11/12/2021	George Fox	W	95-85	1307
11/15/2021	at Fresno St.	L	62-69	3388
11/18/2021	Washington St.	L	61-109	2727
11/22/2021	vs Utah Valley	L	45-83	317
11/24/2021	vs Cal Poly	L	63-67	1700
11/27/2021	at North Dakota St.	L	73-90	1896
12/04/2021	Southern Utah	L	75-81	1043

2021-22 South Dakota St. Men's Basketball
Combined Team Statistics
All games

Game Records

Record	Overall	Home	Away	Neutral
ALL GAMES	8-2	5-0	1-1	2-1
CONFERENCE	0-0	0-0	0-0	0-0
NON-CONFERENCE	8-2	5-0	1-1	2-1

Score by Periods

Team	1st	2nd	OT	TOT
South Dakota St.	459	452	0	911
Opponents	334	417	0	751

Team Box Score

No.	Player				Total		3-Point		F-Throw		Rebounds											
		GP-GS	MIN	AVG	FG-FGA	FG%	3FG-3FGA	3FG%	FT-FTA	FT%	OFF	DEF	TOT	AVG	PF	DQ	A	TO	BLK	STL	PTS	AVG
15	FREIDEL, Noah	9-5	250:12	27.8	61-120	.508	34-75	.453	27-40	.675	5	19	24	2.7	13	0	13	19	2	3	183	20.3
35	WILSON, Douglas	10-10	224:23	22.4	57-103	.553	0-1	.000	33-57	.579	34	24	58	5.8	28	1	15	20	3	6	147	14.7
3	SCHEIERMAN, Baylor	10-10	313:33	31.4	46-94	.489	22-50	.440	21-26	.808	5	83	88	8.8	21	0	42	25	1	13	135	13.5
34	ARIANS, Alex	10-10	266:12	26.6	29-58	.500	12-23	.522	17-19	.895	2	34	36	3.6	16	0	37	15	2	8	87	8.7
2	MAYO, Zeke	10-0	199:42	20.0	27-57	.474	11-32	.344	11-11	1.000	4	29	33	3.3	15	0	22	16	0	13	76	7.6
30	EASLEY, Charlie	10-3	205:56	20.6	27-49	.551	13-21	.619	7-9	.778	6	22	28	2.8	9	0	12	6	4	16	74	7.4
32	DENTLINGER, Matt	10-10	160:28	16.0	24-39	.615	0-1	.000	15-18	.833	8	19	27	2.7	22	1	5	7	6	3	63	6.3
13	APPEL, Luke	10-0	149:08	14.9	25-43	.581	1-3	.333	6-11	.545	10	15	25	2.5	22	2	16	11	6	2	57	5.7
10	WINGETT, David	8-0	73:15	9.2	12-28	.429	9-23	.391	1-4	.250	8	12	20	2.5	3	0	9	4	5	2	34	4.3
0	GENTRY, Jaylon	5-0	20:60	4.2	6-10	.600	5-9	.556	0-0	.000	0	2	2	0.4	2	0	2	0	0	1	17	3.4
1	MIMS, Matt	10-2	114:50	11.5	11-25	.440	10-21	.476	0-0	.000	1	10	11	1.1	7	0	8	6	0	5	32	3.2
22	FIEGEN, Aaron	5-0	21:21	4.3	3-7	.429	0-0	.000	0-0	.000	0	2	2	0.4	0	0	1	0	0	1	6	1.2
	Team										14	13	27					1				
	Total	**10**	**2000**		**328-633**	**.518**	**117-259**	**.452**	**138-195**	**.708**	**97**	**284**	**381**	**38.1**	**158**	**4**	**182**	**130**	**29**	**73**	**911**	**91.1**
	Opponents	**10**	**2000**		**289-649**	**.445**	**86-242**	**.355**	**87-124**	**.702**	**92**	**233**	**325**	**32.5**	**171**	**3**	**147**	**143**	**29**	**61**	**751**	**75.1**

Team Statistics

	SDSU	OPP
Scoring	**911**	**751**
Points per game	91.1	75.1
Scoring margin	+16.0	-
Field goals-att	**328-633**	**289-649**
Field goal pct	.518	.445
3 point fg-att	**117-259**	**86-242**
3-point FG pct	.452	.355
3-pt FG made per game	11.7	8.6
Free throws-att	**138-195**	**87-124**
Free throw pct	.708	.702
F-Throws made per game	13.8	8.7
Rebounds	**381**	**325**
Rebounds per game	38.1	32.5
Rebounding margin	+5.6	-
Assists	**182**	**147**
Assists per game	18.2	14.7
Turnovers	**130**	**143**
Turnovers per game	13.0	14.3
Turnover margin	+1.3	-
Assist/turnover ratio	1.4	1.0
Steals	**73**	**61**
Steals per game	7.3	6.1
Blocks	**29**	**29**
Blocks per game	2.9	2.9
Winning streak	**3**	**-**
Home win streak	5	-
Attendance	**8317**	**12424**
Home games-Avg/Game	5-1663	2-6212
Neutral site-Avg/Game	-	3-1623

Team Results

Date	Opponent		Score	Att.
11/09/2021	Bradley	W	81-65	2445
11/12/2021	at Alabama	L	88-104	10546
11/14/2021	at SFA	W	83-71	1878
11/17/2021	Montana St.	W	91-74	1761
11/18/2021	Presentation	W	99-62	1531
11/22/2021	vs Nevada	W	102-75	1643
11/23/2021	vs Washington	L	76-87	1600
11/24/2021	vs George Mason	W	80-76	1626
11/30/2021	Prairie View	W	99-90	1296
12/03/2021	Minn.-Morris	W	112-47	1284

#0 Michael Hanshaw

Junior • Forward
6-9 • 215
Moorpark, Calif.
Westlake HS

Miscellaneous

Double-Figure Pts.	0 (0-0)
20+ points	0 (0-0)
Led team in pts.	0 (0-0)
5+ rebounds	0 (0-0)
10+ rebounds	0 (0-0)
Led team in rebs.	0 (0-0)
5+ assists	0 (0-0)
10+ assists	0 (0-0)
Fouled out	0 (0-0)
Double Double	0 (0-0)

2020-21:

- Appeared in five games
- Made his debut against Idaho State (Feb. 11) scoring two points and pulling down two rebounds
- Averaged 1.4 ppg in limited minutes

2019-20: Redshirt Year

HIGH SCHOOL: Played at Westlake High School in Westlake Calif., graduating in 2015… averaged 11.8 points and 9.5 rebounds per game as a senior… shot 61 percent from the floor
PRIOR: Played for BTI Elite

PERSONAL: Son of Rachelle and Tim Hanshaw… Tim played three seasons in the National Football League… brother, Bentley, plays football for BYU… also played football in high school

SEASON HIGHS

Points
2 vs. Utah Valley (11/22/21)
Rebounds
2 vs. Utah Valley (11/22/21)
Assists
2 vs. Utah Valley (11/22/21)
Blocks
--
Steals
1 vs. Utah Valley (11/22/21)
Field Goals
1 vs. Utah Valley (11/22/21)
Field Goal Attempts
2 vs. Utah Valley (11/22/21)
3-point Field Goals
--
3-point Field Goal Attempts
--
Free Throws
1 vs. Cal Poly (11/24/21)
Free Throw Attempts
2 vs. Cal Poly (11/24/21)
Minutes
14 vs. Utah Valley (11/22/21)

CAREER HIGHS

Points
3 at PSU (2/18/21)
Rebounds
2, twice, last time vs. UVU (11/22/21)
Assists
--
Blocks
--
Steals
1 vs. Utah Valley (11/22/21)
Field Goals
1, 3x, last time at NDSU (11/27/21)
Field Goal Attempts
2, 3x, last time vs. NDSU (11/27/21)
3-point Field Goals
--
3-point Field Goal Attempts
--
Free Throws
2 vs PSU (2/20/21)
Free Throw Attempts
2 vs PSU (2/20/21)
Minutes
14 vs. Utah Valley (11/22/21)

LAST 5

Opponent	*	Min.	FG-FGA	FG%	3FG-3FGA	3FG%	FT-FTA	FT%	Off.-Def.-Tot.-Avg.	PF	A	TO	Blk.	Stl.	Pts.
vs. Utah Valley		14	1-2	50%	0-0	--	0-0	--	1-1-2	4	2	1	0	1	2
vs. Cal Poly		3	0-0	--	0-0	--	1-2	50%	0-0-0	2	1	0	0	0	1
at NDSU		5	1-2	50%	0-0	--	0-0	--	1-0-1	1	0	1	0	0	2
Total		22-7.3	2-4	50%	0-0	--	1-2	50%	3-1-3-1.0	7	3	2	0	1	5

HANSHAW, Michael

				Field Goals		3-Point		F-Throws		Rebounds									Scoring	
SEASON	**TEAM**	**GP-GS**	**MIN/AVG**	**FG-FGA**	**FG%**	**3FG-3FGA**	**3FG%**	**FT-FTA**	**FT%**	**OFF**	**DEF**	**TOT**	**AVG**	**PF-FO**	**A**	**TO**	**BLK**	**STL**	**PTS**	**AVG**
2020-21	UI	5-0	18/3.6	2-3	.667	0-0	.000	3-3	1.000	2	2	4	0.8	1-0	0	0	0	0	7	1.4
2021-22	UI	3-0	22/7.4	2-4	.500	0-0	.000	1-2	.500	2	1	3	1.0	7-0	3	2	0	1	5	1.7
TOTAL		**8-0**	**40/5.0**	**4-7**	**.571**	**0-0**	**.000**	**4-5**	**.800**	**4**	**3**	**7**	**0.9**	**8-0**	**3**	**2**	**0**	**1**	**12**	**1.5**

#1 RJ Walker

Freshman • Guard
6-0 • 165
Decatur, ILL.
Decatur Eisenhower HS

Miscellaneous

Double-Figure Pts.	0 (0-0)
20+ points	0 (0-0)
Led team in pts.	0 (0-0)
5+ rebounds	0 (0-0)
10+ rebounds	0 (0-0)
Led team in rebs.	0 (0-0)
5+ assists	0 (0-0)
10+ assists	0 (0-0)
Fouled out	0 (0-0)
Double Double	0 (0-0)

DECATUR EISENHOWER HIGH SCHOOL

- Played under head coach Rodney Walker
- Macon County Player of the Year (2019-20)
- All-Conference, All-State, and All-City accolades
- Second in school history in points
- Averaged 22 ppg his senior season
- Averaged 17 ppg, 4.5 rpg, 3.5 spg, 3.2 apg his junior year

AAU

- Skyice Elite - Monty Wilson

PERSONAL

- Son of Karen and Rodney Walker
- One sister, Sydney
- Father, Rodney, played basketball professionally overseas
- Member of the National Honor Society

SEASON HIGHS

Points
--
Rebounds
--
Assists
--
Blocks
--
Steals
--
Field Goals
--
Field Goal Attempts
--
3-point Field Goals
--
3-point Field Goal Attempts
--
Free Throws
--
Free Throw Attempts
--
Minutes
--

LAST 5

Opponent	*	Min.	FG-FGA	FG%	3FG-3FGA	3FG%	FT-FTA	FT%	Off.-Def.-Tot.-Avg.	PF	A	TO	Blk.	Stl.	Pts.

#2 Yusef Salih

Freshman • Guard
6-0 • 175
Gainesville, VA
Highland HS

Miscellaneous

Double-Figure Pts.	1 (1-0)
20+ points	0 (0-0)
Led team in pts.	0 (0-0)
5+ rebounds	0 (0-0)
10+ rebounds	0 (0-0)
Led team in rebs.	0 (0-0)
5+ assists	0 (0-0)
10+ assists	0 (0-0)
Fouled out	0 (0-0)
Double Double	0 (0-0)

HIGHLAND SCHOOL

- Played under head coach Brian Hooker
- Helped lead Hawks to a 28-3 record in 2019-20 including 12-0 conference record
- Team won Delaney Athletic Conference Tournament and advanced to final four of state tournament
- Averaged 14.5 ppg, 4.5 rpg, 4.1 apg, 2.4 spg
- First Team All-Conference

AAU

- Higher Level

PERSONAL

- Son of Iyman Radi and Dean Salih
- Has four siblings - Faris, Mazen, Nada, G
- Member of Honor Roll

SEASON HIGHS

Points
11 vs. George Fox. (11/12/21)
Rebounds
4 vs. Utah Valley (11/22/21)
Assists
1, twice, last time vs. UVU (11/22/21)
Blocks
--
Steals
1, twice, last time vs. UVU (11/22/21)
Field Goals
2 vs. Long Beach St. (11/10/21)
Field Goal Attempts
2 vs. Long Beach St. (11/10/21)
3-point Field Goals
3 at Fresno State (11/15/21)
3-point Field Goal Attempts
4 vs. Long Beach St. (11/10/21)
Free Throws
6 vs. George Fox (11/12/21)
Free Throw Attempts
8 vs. George Fox (11/12/21)
Minutes
26 vs. George Fox. (11/12/21)

LAST 5

Opponent	*	Min.	FG-FGA	FG%	3FG-3FGA	3FG%	FT-FTA	FT%	Off.-Def.-Tot.-Avg.	PF	A	TO	Blk.	Stl.	Pts.
vs. Washington St.		13	2-8	25%	1-3	33%	0-0	--	1-0-1	1	1	0	0	0	5
vs. Utah Valley		18	1-5	20%	0-3	0%	2-2	100%	0-4-4	1	1	1	0	1	4
vs. Cal Poly		14	0-3	0%	0-2	0%	0-0	--	0-1-1	2	1	2	0	1	0
at NDSU		20	0-2	0%	0-1	0%	1-2	50%	1-0-1	0	1	0	0	0	1
vs. SUU		7	0-1	0%	0-0	0%	0-0	--	0-2-2	1	0	0	0	0	0
Total		72-14.4	3-19	16%	1-9	11%	3-4	75%	2-7-9-1.8	5	4	3	0	2	11

SALIH, Yusef

				Field Goals		3-Point		F-Throws		Rebounds									Scoring	
SEASON	TEAM	GP-GS	MIN/AVG	FG-FGA	FG%	3FG-3FGA	3FG%	FT-FTA	FT%	OFF	DEF	TOT	AVG	PF-FO	A	TO	BLK	STL	PTS	AVG
2021-22	UI	8-0	127/15.9	10-32	.313	7-19	.368	9-12	.750	4	9	13	1.6	10-0	6	8	0	3	36	4.5
TOTAL		**8-0**	**127/15.9**	**10-32**	**.313**	**7-19**	**.368**	**9-12**	**.750**	**4**	**9**	**13**	**1.6**	**10-0**	**6**	**8**	**0**	**3**	**36**	**4.5**

Mikey Dixon
#3

Senior • Guard
6-2 • 165
New Castle, Del.
Grand Canyon

Miscellaneous

Double-Figure Pts.	7 (1-6)
20+ points	1 (0-1)
Led team in pts.	4 (0-4)
5+ rebounds	1 (0-1)
10+ rebounds	0 (0-0)
Led team in rebs.	0 (0-0)
5+ assists	0 (0-0)
10+ assists	0 (0-0)
Fouled out	0 (0-0)
Double Double	0 (0-0)

GRAND CANYON UNIVERSITY

- Played two seasons at GCU
- Started 22 games in 2020-21, averaging 8.3 ppg
- Team won the WAC Tournament in 2020-21, falling to No. 2-seeded Iowa in the first round of the NCAA Tournament
- Averaged 11.8 ppg while appearing in 18 games his junior season, shooting 43.1 percent from beyond the arc

ST. JOHN'S

- Played one season at St. John's, seeing action in 14 games
- Averaged 5.9 ppg while shooting 46.3 percent from the field and 43.3 percent from three-point range
- Team was 21-13, earning an at-large bid to the NCAA Tournament

QUINNIPIAC

- Played one season at Quinnipiac
- Named the Metro Atlantic Athletic Conference Rookie of the Year
- Averaged 16.5 ppg, 3.7 rpg, 2.3 apg
- Earned MAAC Rookie of the Week accolades six times

SANFORD HIGH SCHOOL

- Played under head coach Stan Waterman
- 2016 Delaware State Player of the Year
- Led Warriors to a state championship in 2016 while averaging 27.1 ppg
- Team had a No.1 ranking in Delaware his junior year, finishing the season 20-5

PERSONAL

- Son of Michelle and Lawrence Dixon
- Has one brother, Quincy

SEASON HIGHS

Points
27 vs. SUU (12/4/21)
Rebounds
5 vs. SUU (12/4/21)
Assists
4 vs. Long Beach St. (11/10/21)
Blocks
--
Steals
3 vs. Long Beach St. (11/10/21)
Field Goals
11 vs. SUU (12/4/21)
Field Goal Attempts
21 vs. Long Beach St. (11/10/21)
3-point Field Goals
3 vs. SUU (12/4/21)
3-point Field Goal Attempts
8 vs. SUU (12/4/21)
Free Throws
8 at Fresno State (11/15/21)
Free Throw Attempts
10 at Fresno State (11/15/21)
Minutes
42 vs. Long Beach St. (11/10/21)

CAREER HIGHS

Points
27 vs. SUU (12/4/21)
Rebounds
7 vs. Seattle U (3/12/21)
Assists
4 vs. New Mexico St (1/29/21)
Blocks
1 vs. UTRGV (2/29/20)
Steals
3 vs. Chicago St. (2/15/20)
Field Goals
8 at Cal Baptist (2/8/20)
Field Goal Attempts
21 vs. Long Beach St (11/10/21)
3-point Field Goals
3, 2x, last time vs. SUU (12/4/21)
3-point Field Goal Attempts
8, 2x, last time vs. SUU (12/4/21)
Free Throws
8 at Fresno State (11/15/21)
Free Throw Attempts
10 at Fresno State (11/15/21)
Minutes
42 at New Mexico St. (12/17/19)

LAST 5

Opponent	*	Min.	FG-FGA	FG%	3FG-3FGA	3FG%	FT-FTA	FT%	Off.-Def.-Tot.-Avg.	PF	A	TO	Blk.	Stl.	Pts.
vs. Washington	*	24	2-9	22%	1-3	33%	7-8	88%	0-3-3	1	2	2	0	0	12
vs. Utah Valley	*	14	0-2	0%	0-1	0%	0-0	--	0-1-1	2	0	4	0	0	0
vs. Cal Poly	*	32	5-14	36%	1-3	33%	7-9	78%	0-2-2	4	0	1	0	0	18
at NDSU	*	13	3-4	75%	2-3	66%	3-3	100%	1-3-4	1	1	3	0	0	11
vs. SUU	*	33	11-20	55%	3-8	38%	2-3	66%	0-5-5	2	2	2	0	1	27
Total		106-21.2	21-49	43%	7-18	39%	19-23	83%	1-14-15-3.0	10	5	12	0	1	68

DIXON, Mikey

				Field Goals		3-Point		F-Throws		Rebounds									Scoring	
SEASON	TEAM	GP-GS	MIN/AVG	FG-FGA	FG%	3FG-3FGA	3FG%	FT-FTA	FT%	OFF	DEF	TOT	AVG	PF-FO	A	TO	BLK	STL	PTS	AVG
2016-17	QU	31-20	924/29.8	171-377	.454	60-162	.370	110-128	.859	35	81	116	3.7	59-1	72	68	2	23	512	16.5
2018-19	SJU	14-1	243/17.4	31-67	.463	13-30	.433	7-16	.438	4	14	18	1.3	16-0	15	10	1	9	82	5.9
2019-20	GCU	18-16	528/29.3	69-166	.416	28-65	.431	47-61	.770	9	34	43	2.4	29-0	27	20	1	12	213	11.8
2020-21	GCU	23-22	542/23.5	66-175	.377	21-77	.273	37-48	.771	7	40	47	2.0	32-0	32	19	0	4	190	8.3
2021-22	UI	8-8	213/26.6	34-82	.415	12-26	.462	35-44	.795	1	16	17	2.1	18-0	14	19	0	4	115	14.4
TOTAL FOR UI		**8-8**	**213/26.6**	**34-82**	**.415**	**12-26**	**.462**	**35-44**	**.795**	**1**	**16**	**17**	**2.1**	**18-0**	**14**	**19**	**0**	**4**	**115**	**14.4**
TOTAL		**94-67**	**2449/26.1**	**371-867**	**.428**	**134-360**	**.372**	**236-297**	**.795**	**56**	**185**	**241**	**2.6**	**154-1**	**160**	**136**	**4**	**52**	**1112**	**11.8**

#4 Trevante Anderson

Junior • Guard
6-1 • 180
Tacoma, Wash.
San Francisco

Miscellaneous

Double-Figure Pts.	6 (1-5)
20+ points	3 (1-2)
Led team in pts.	4 (1-3)
5+ rebounds	3 (1-2)
10+ rebounds	0 (0-0)
Led team in rebs.	2 (0-2)
5+ assists	3 (1-2)
10+ assists	0 (0-0)
Fouled out	0 (0-0)
Double Double	0 (0-0)

UNIVERSITY OF SAN FRANCISCO

- Played three season for the Dons, winning 54 games
- The team won 22 games in 2019-20, culminating in a WCC Semifinal loss to Gonzaga
- Shot 43.8 percent from beyond the arc his freshman year

RAINIER BEACH HIGH SCHOOL

- Played under head coach Mike Bethea
- Team captain from 2016-2018
- First Team All-State
- Washington State All-Tournament First Team
- First Team All-League
- Helped lead the Vikings to a second-place finish in the Washington State Tournament

AAU

- Washington Supreme - Carl Howell

PERSONAL

- Son of Juliet Hart and Jonathan Anderson
- Majoring in sociology, minoring in business
- Has two siblings, Asjon and Asjia
- Loves to do yoga

SEASON HIGHS

Points
26 vs. Long Beach St. (11/10/21)
Rebounds
9 at NDSU (11/27/21)
Assists
8 vs. Long Beach St. (11/10/21)
Blocks
1, 2x, last time vs. SUU (12/4/21)
Steals
1 vs. Long Beach St. (11/10/21)
Field Goals
8 vs. Long Beach St. (11/10/21)
Field Goal Attempts
18 at NDSU (11/27/21)
3-point Field Goals
3, 2x, last time at NDSU (11/27/21)
3-point Field Goal Attempts
6 at NDSU (11/27/21)
Free Throws
7 vs. Long Beach St. (11/10/21)
Free Throw Attempts
10 vs. George Fox (11/12/21)
Minutes
42 vs. Long Beach St. (11/10/21)

CAREER HIGHS

Points
26 vs. Long Beach St. (11/10/21)
Rebounds
9 at NDSU (11/27/21)
Assists
8 vs. Long Beach St. (11/10/21)
Blocks
--
Steals
3 vs. Sonoma St. (11/5/19)
Field Goals
8 vs. Long Beach St. (11/10/21)
Field Goal Attempts
18 at NDSU (11/27/21)
3-point Field Goals
3, 2x, last time 18 at NDSU (11/27/21)
3-point Field Goal Attempts
6 at NDSU (11/27/21)
Free Throws
7 vs. Long Beach St. (11/10/21)
Free Throw Attempts
10 vs. George Fox (11/12/21)
Minutes
42 vs. Long Beach St. (11/10/21)

LAST 5

Opponent	*	Min.	FG-FGA	FG%	3FG-3FGA	3FG%	FT-FTA	FT%	Off.-Def.-Tot.-Avg.	PF	A	TO	Blk.	Stl.	Pts.
vs. WSU	*	28	3-10	30%	1-4	25%	0-0	--	0-2-2	2	2	4	0	0	7
vs. Utah Valley	*	22	3-8	38%	1-3	33%	6-7	86%	1-2-3	4	1	3	0	0	13
vs. Cal Poly	*	32	2-6	33%	1-4	25%	6-10	60%	1-3-4	4	1	5	1	0	11
at NDSU	*	33	7-18	39%	3-6	50%	4-6	66%	4-5-9	3	6	2	0	1	21
vs. SUU	*	35	5-11	45%	1-4	25%	1-1	100%	1-7-8	3	2	3	1	0	12
Total		150-30	20-53	38%	7-21	33%	17-24	71%	7-19-26-5.2	16	12	17	2	1	64

				Field Goals		3-Point		F-Throws		Rebounds									Scoring	
SEASON	TEAM	GP-GS	MIN/AVG	FG-FGA	FG%	3FG-3FGA	3FG%	FT-FTA	FT%	OFF	DEF	TOT	AVG	PF-FO	A	TO	BLK	STL	PTS	AVG
2018-19	USF	15-0	90/6.0	12-27	.444	7-16	.438	1-4	.250	1	4	5	0.3	15-0	11	7	0	1	32	2.1
2019-20	USF	27-0	196/7.3	22-70	.314	15-43	.349	22-28	.786	1	10	11	0.4	24-0	11	18	0	9	81	3.0
2020-21	USF	4-0	16/4.0	1-2	.500	0-0	.000	3-4	.750	0	0	0	0.0	4-0	3	0	1	0	5	1.3
2021-22	UI	8-8	250/31.3	35-84	.417	12-33	.364	34-48	.708	10	30	40	5.0	24-0	28	27	2	3	116	14.5
TOTAL FOR UI		**8-8**	**250/31.3**	**35-84**	**.417**	**12-33**	**.364**	**34-48**	**.708**	**10**	**30**	**40**	**5.0**	**24-0**	**28**	**27**	**2**	**3**	**116**	**14.5**
TOTAL		**54-8**	**552/10.2**	**70-183**	**.383**	**34-92**	**.370**	**60-84**	**.714**	**12**	**44**	**56**	**1.0**	**67-0**	**53**	**52**	**3**	**13**	**234**	**4.3**



#5 Jemeil King

Senior • Guard
6-5 • 180
Oakland, Calif.
Bellevue University

Miscellaneous

Double-Figure Pts.	1 (1-0)
20+ points	0 (0-0)
Led team in pts.	0 (0-0)
5+ rebounds	0 (0-0)
10+ rebounds	0 (0-0)
Led team in rebs.	0 (0-0)
5+ assists	0 (0-0)
10+ assists	0 (0-0)
Fouled out	0 (0-0)
Double Double	0 (0-0)

BELLEVUE UNIVERSITY

- Played two seasons at BU for Lucas Gabriel
- A part of 44 wins for the Bruins
- Earned First Team All-NSAA two consecutive years
- In his senior season, led Bellevue in scoring (14.2 ppg), assists (109), three-pointers (53), and steals (37)
- In his junior season named Second Team All-American, NSAA MVP, and Newcomer of the Year to go with his first team all-conference honor
- Led team in scoring (15.9 ppg), rebounding (5.1 rpg), and assists (5.2 apg) his junior year

MODESTO JC

- Spent two seasons at Modesto Junior College
- Helped lead team to a 20-8 record and their first playoff berth since 2001
- Named First Team All-Conference and First Team All-STLB NorCal

BLUE RIDGE PREP

- Played under head coach Cade Lemecke

ABRAHAM LINCOLN HIGH SCHOOL

- Led Abraham Lincoln HS to a pair of state championships

AAU

- Bay Warriors - Will Lew

PERSONAL

- Son of Laquisha Wiltz and Bernard King
- Three siblings - Brianna, Jalen, and Ariana

SEASON HIGHS

Points
11 vs. George Fox (11/12/21)
Rebounds
4 at Fresno State (11/15/21)
Assists
4 vs. Washington St. (11/18/21)
Blocks
1 vs. Utah Valley (11/22/21)
Steals
--
Field Goals
5 vs. George Fox (11/12/21)
Field Goal Attempts
7, twice, last time vs. UVU (11/22/21)
3-point Field Goals
--
3-point Field Goal Attempts
--
Free Throws
3 at Fresno State (11/15/21)
Free Throw Attempts
4 at Fresno State (11/15/21)
Minutes
20 vs. George Fox (11/12/21)

CAREER HIGHS

Points
11 vs. George Fox (11/12/21)
Rebounds
4 at Fresno State (11/15/21)
Assists
4 vs. Washington St. (11/18/21)
Blocks
1 vs. Utah Valley (11/22/21)
Steals
--
Field Goals
5 vs. George Fox (11/12/21)
Field Goal Attempts
7, twice, last time vs. UVU (11/22/21)
3-point Field Goals
--
3-point Field Goal Attempts
1 at Fresno State (11/15/21)
Free Throws
3 at Fresno State (11/15/21)
Free Throw Attempts
4 at Fresno State (11/15/21)
Minutes
20 vs. George Fox (11/12/21)

LAST 5

Opponent	*	Min.	FG-FGA	FG%	3FG-3FGA	3FG%	FT-FTA	FT%	Off.-Def.-Tot.-Avg.	PF	A	TO	Blk.	Stl.	Pts.
at Fresno State		11	2-5	40%	0-1	0%	3-4	75%	0-4-4	2	1	1	0	0	7
vs. Washington St.		12	1-2	50%	0-0	--	0-1	0%	0-1-1	1	4	3	0	0	2
vs. Utah Valley		18	2-7	29%	0-2	0%	2-3	67%	0-4-4	0	1	2	1	0	6
vs. Cal Poly		13	3-3	100%	0-0	--	1-4	25%	0-2-2	0	1	0	1	0	7
at NDSU		7	1-3	33%	0-1	0%	0-0	--	0-0-0	1	0	1	0	0	2
Total		61-12.2	9-20	45%	0-4	0%	6-12	50%	0-11-11-2.2	3	7	7	2	0	24

KING, Jemeil

				Field Goals		3-Point		F-Throws		Rebounds									Scoring	
SEASON	**TEAM**	**GP-GS**	**MIN/AVG**	**FG-FGA**	**FG%**	**3FG-3FGA**	**3FG%**	**FT-FTA**	**FT%**	**OFF**	**DEF**	**TOT**	**AVG**	**PF-FO**	**A**	**TO**	**BLK**	**STL**	**PTS**	**AVG**
2021-22	UI	7-0	85/12.2	14-27	.519	0-4	.000	7-13	.538	0	14	14	2.0	7-0	12	11	2	0	35	5.0
TOTAL		**7-0**	**85/12.2**	**14-27**	**.519**	**0-4**	**.000**	**7-13**	**.538**	**0**	**14**	**14**	**2.0**	**7-0**	**12**	**11**	**2**	**0**	**35**	**5.0**

#10 Nolan Bertain

Senior • Guard
6-3• 190
Portland, Ore.
Texas A&M - Corpus Christi

Miscellaneous

Double-Figure Pts.	1 (1-0)
20+ points	0 (0-0)
Led team in pts.	0 (0-0)
5+ rebounds	2 (1-1)
10+ rebounds	0 (0-0)
Led team in rebs.	2 (1-1)
5+ assists	0 (0-0)
10+ assists	0 (0-0)
Fouled out	0 (0-0)
Double Double	0 (0-0)

TEXAS A&M - CORPUS CHRISTI

- Played two seasons under Willis Wilson for the Islanders
- Averaged 8.5 ppg, 2.3 rpg, 1.0 apg
- Shot 43 percent from beyond the arc in 2020-21, which was the second best mark in the Southland Conference

UNIVERSITY OF ALABAMA AT BIRMINGHAM

- Played the 2018-19 season at UAB

CASPER COLLEGE

- Played the 2017-18 season at Casper College for Dan Russell
- Averaged 14.3 ppg, 4.3 rpg, 2.0 apg
- Shot 47.8 percent from the field and 45.3 percent from three
- Led the squad in scoring with the team going 22-10

WEST LINN HIGH SCHOOL

- Played under head coach Tyler Toney
- First Team All-League (2015-16)
- Second Team All-League (2014-15, 2016-17)
- All-City Honorable Mention (2013-14)
- Metro League Champions (2015-16)
- Three Rivers League Champoins (2016-17)
- Two-year team captain
- Scored 1,410 points in his prep career

PERSONAL

- Son of Cheri and Len Bertain
- Pursuing his Master of Public Administration
- Graduated with his BA in communication studies in 2021 from Texas A&M Corpus Christi
- One brother, Ethan
- Enjoys travleing, videography, and photography

SEASON HIGHS

Points
18 vs. George Fox (11/12/21)
Rebounds
8 vs. Long Beach St. (11/10/21)
Assists
3 vs. George Fox (11/12/21)
Blocks
1 vs. George Fox (11/12/21)
Steals
1, 2x. last time 6 at NDSU (11/27/21)
Field Goals
4 vs. George Fox (11/12/21)
Field Goal Attempts
8 vs. Long Beach St. (11/10/21)
3-point Field Goals
4 vs. George Fox (11/12/21)
3-point Field Goal Attempts
8 vs. Long Beach St. (11/10/21)
Free Throws
6 vs. George Fox (11/12/21)
Free Throw Attempts
9vs. George Fox (11/12/21)
Minutes
29 vs. George Fox (11/12/21)

CAREER HIGHS

Points
20 vs. Southeastern La. (1/13/21)
Rebounds
8 vs. Long Beach St. (11/10/21)
Assists
5 vs. Houston Baptist (3/7/20)
Blocks
2 vs. Paul Quinn (12/22/20)
Steals
2 vs. New Orleans (2/24/21)
Field Goals
7 at Southeastern La. (1/13/21)
Field Goal Attempts
14 at Southeastern La. (1/13/21)
3-point Field Goals
5 at Southeastern La. (1/13/21)
3-point Field Goal Attempts
11 at Southeastern La. (1/13/21)
Free Throws
10 at Abilene Christian (2/13/21)
Free Throw Attempts
10 at Abilene Christian (2/13/21)
Minutes
40 vs. Stephen F. Austin (2/3/21)

LAST 5

Opponent	*	Min.	FG-FGA	FG%	3FG-3FGA	3FG%	FT-FTA	FT%	Off.-Def.-Tot.-Avg.	PF	A	TO	Blk.	Stl.	Pts.
vs. Washington St.		17	2-5	40%	1-4	25%	0-0	--	0-0-0	2	0	0	1	0	5
vs. Utah Valley	*	26	2-6	33%	0-4	0%	0-0	--	0-0-0	4	0	2	0	0	4
vs. Cal Poly	*	18	0-2	0%	0-2	0%	0-0	--	0-2-2	3	0	0	0	1	0
at NDSU	*	31	2-5	40%	2-4	50%	0-0	--	0-2-2	2	2	2	1	1	6
vs. SUU	*	21	2-6	33%	2-5	40%	0-0	--	1-0-1	2	0	1	0	0	6
Total		113-22.6	8-24	33%	5-19	26%	0-0	--	1-4-5-1.0	13	2	5	2	2	23

				Field Goals		3-Point		FT-Throws		Rebounds									Scoring	
SEASON	**TEAM**	**GP-GS**	**MIN/AVG**	**FG-FGA**	**FG%**	**3FG-3FGA**	**3FG%**	**FT-FTA**	**FT%**	**OFF**	**DEF**	**TOT**	**AVG**	**PF-FO**	**A**	**TO**	**BLK**	**STL**	**PTS**	**AVG**
2018-19	UAB	7-0	21/3.0	2-4	.500	2-4	.500	0-0	.000	0	1	1	0.1	2-0	1	0	0	1	6	0.9
2019-20	TA&MCC	26-19	632/24.3	59-157	.376	45-132	.341	3-10	.300	10	49	59	2.3	36-0	30	32	4	11	166	6.4
2020-21	TA&MCC	24-17	663/27.6	61-144	.424	48-111	.432	34-38	.895	6	49	55	2.3	38-0	23	21	8	19	204	8.5
2021-22	UI	8-5	190/23.7	16-41	.390	13-36	.361	6-9	.667	1	21	22	2.8	21-0	7	5	3	2	51	6.4
TOTAL FOR UI		**8-5**	**190/23.7**	**16-41**	**.390**	**13-36**	**.361**	**6-9**	**.667**	**1**	**21**	**22**	**2.8**	**21-0**	**7**	**5**	**3**	**2**	**51**	**6.4**
TOTAL		**65-41**	**1506/23.2**	**138-346**	**.399**	**108-283**	**.382**	**43-57**	**.754**	**17**	**120**	**137**	**2.1**	**97-0**	**61**	**58**	**15**	**33**	**427**	**6.6**

#11 Kendall McHugh

Sophomore • Guard
5-11 • 160
Centreville, Va.
College of Southern Idaho

Miscellaneous

Double-Figure Pts.	0 (0-0)
20+ points	0 (0-0)
Led team in pts.	0 (0-0)
5+ rebounds	0 (0-0)
10+ rebounds	0 (0-0)
Led team in rebs.	0 (0-0)
5+ assists	0 (0-0)
10+ assists	0 (0-0)
Fouled out	0 (0-0)
Double Double	0 (0-0)

2020-21

- Member of Big Sky All-Academic Team
- Played eight minutes against Montana in the first round of the Big Sky Tournament (March 10)

College of Southern Idaho

- Coached by Jeff Reiner
- Averaged 10.6 points and 2.6 assists per game his freshman season
- Started 29 games
- Pulled down 3.0 boards per game
- Shot 38 percent from beyond the arc
- Named to the Section 18 Second Team.

Santa Margarita High School

- Played for Jeff Reinert
- CIF Champions (2019)

AAU

- Higher Level Basketball - Darius Wilson

Personal

- Son of Gina Mines and Tomas McHugh
- One brother, Taylor
- Majoring in Business Economics

SEASON HIGHS

Points
3 vs. Washington St. (11/18/21)
Rebounds
--
Assists
--
Blocks
--
Steals
--
Field Goals
1 vs. Washington St. (11/18/21)
Field Goal Attempts
1 vs. Washington St. (11/18/21)
3-point Field Goals
1 vs. Washington St. (11/18/21)
3-point Field Goal Attempts
1 vs. Washington St. (11/18/21)
Free Throws
--
Free Throw Attempts
--
Minutes
3 vs. Washington St. (11/18/21)

CAREER HIGHS

Points
--
Rebounds
1 vs. Montana (3/10/21)
Assists
--
Blocks
--
Steals
--
Field Goals
1 vs. Washington St. (11/18/21)
Field Goal Attempts
2 vs. Montana (3/10/21)
3-point Field Goals
1 vs. Washington St. (11/18/21)
3-point Field Goal Attempts
1 vs. Washington St. (11/18/21)
Free Throws
--
Free Throw Attempts
--
Minutes
8 vs. Montana (3/10/21)

LAST 5

Opponent	*	Min.	FG-FGA	FG%	3FG-3FGA	3FG%	FT-FTA	FT%	Off.-Def.-Tot.-Avg.	PF	A	TO	Blk.	Stl.	Pts.
vs. Washington St.		3	1-1	100%	1-1	100%	0-0	--	0-0-0	1	0	0	0	0	3
Total		3	1-1	100%	1-1	100%	0-0	--	0-0-0	1	0	0	0	0	3

				Field Goals		3-Point		F-Throws		Rebounds									Scoring	
SEASON	**TEAM**	**GP-GS**	**MIN/AVG**	**FG-FGA**	**FG%**	**3FG-3FGA**	**3FG%**	**FT-FTA**	**FT%**	**OFF**	**DEF**	**TOT**	**AVG**	**PF-FO**	**A**	**TO**	**BLK**	**STL**	**PTS**	**AVG**
2020-21	UI	1-0	8/8.3	0-2	.000	0-1	.000	0-0	.000	0	1	1	1.0	0-0	0	0	0	0	0	0.0
2021-22	UI	1-0	3/2.8	1-1	1.000	1-1	1.000	0-0	.000	0	0	0	0.0	1-0	0	0	0	0	3	3.0
TOTAL		**2-0**	**11/5.6**	**1-3**	**.333**	**1-2**	**.500**	**0-0**	**.000**	**0**	**1**	**1**	**0.5**	**1-0**	**0**	**0**	**0**	**0**	**3**	**1.5**

#15 Philip Pepple Jr.

Junior • Forward
6-10 • 245
Shoreline, Wash.
SIUE

Miscellaneous

Double-Figure Pts.	2 (1-1)
20+ points	0 (0-0)
Led team in pts.	0 (0-0)
5+ rebounds	6 (1-5)
10+ rebounds	0 (0-0)
Led team in rebs.	3 (0-3)
5+ assists	0 (0-0)
10+ assists	0 (0-0)
Fouled out	0 (0-0)
Double Double	0 (0-0)

SIUE

- Played one season for the Cougars
- Averaged 7.8 ppg and 5.0 rpg
- Had a double-double against LSU with 13 points and 10 boards

CASPER COLLEGE

- Played two years at Casper College for Dan Russell
- Thunderbird squad won 57 games during his two years
- Averaged 12.1 ppg and 8.4 rpg his sophomore season
- Blocked 2.9 shots per game his sophomore season which ranked sixth in NJCAA

SHORECREST HIGH SCHOOL

- Played under head coach Brian Fischer
- Runner-up at Washington State Championship (2016-17)
- District champions (2016-17)
- Made the All- Washington State Team
- Averaged 22 ppg and 11 rpg

PERSONAL

- Son of Naomi and Philip Pepple Sr.
- Two siblings, Newton and Michell
- Majoring in communications

SEASON HIGHS

Points
13 vs. George Fox (11/12/21)
Rebounds
8 vs. Washington St. (11/18/21)
Assists
1, twice, last time vs. Cal Poly (11/24/21)
Blocks
4 vs. Cal Poly (11/24/21)
Steals
2 vs. George Fox (11/12/21)
Field Goals
6 vs. Long Beach St. (11/10/21)
Field Goal Attempts
7 vs. Long Beach St. (11/10/21)
3-point Field Goals
--
3-point Field Goal Attempts
--
Free Throws
2 vs. Long Beach St. (11/10/21)
Free Throw Attempts
4 vs. George Fox (11/12/21)
Minutes

CAREER HIGHS

Points
13 vs. LSU (11/26/20)
Rebounds
10 vs. LSU (11/26/20)
Assists
1, last time vs. Cal Poly (11/24/21)
Blocks
4 vs. Cal Poly (11/24/21)
Steals
2 vs St. Louis Pharmacy (11/28/20)
Field Goals
6 vs LSU (11/26/20)
Field Goal Attempts
11 vs LSU (11/26/20)
3-point Field Goals
--
3-point Field Goal Attempts
1 vs St. Louis Pharmacy (11/28/20)
Free Throws
2 vs. Morehead St. (12/18/20)
Free Throw Attempts
4 vs. George Fox (11/12/21)
Minutes
38 vs. Long Beach St. (11/10/21)

LAST 5

Opponent	*	Min.	FG-FGA	FG%	3FG-3FGA	3FG%	FT-FTA	FT%	Off.-Def.-Tot.-Avg.	PF	A	TO	Blk.	Stl.	Pts.
vs. WSU	*	24	0-4	0%	--	--	3-4	75%	3-5-8	3	0	0	0	0	3
vs. Utah Valley		11	0-1	0%	--	--	0-0	--	0-0-0	1	0	0	0	0	0
vs. Cal Poly		21	2-6	33%	--	--	0-3	0%	4-1-5	3	1	0	4	0	4
at NDSU		10	1-5	20%	--	--	1-1	100%	1-1-2	1	0	0	0	1	2
vs. SUU		19	1-3	33%	--	--	0-0	--	1-5-6	3	0	1	3	0	2
Total		85-17.0	4-19	21%	--	--	4-8	50%	9-12-21-4.2	11	1	1	7	1	11

				Field Goals		3-Point		F-Throws		Rebounds									Scoring	
SEASON	**TEAM**	**GP-GS**	**MIN/AVG**	**FG-FGA**	**FG%**	**3FG-3FGA**	**3FG%**	**FT-FTA**	**FT%**	**OFF**	**DEF**	**TOT**	**AVG**	**PF-FO**	**A**	**TO**	**BLK**	**STL**	**PTS**	**AVG**
2020-21	SIUE	4-3	99/24.7	14-28	.500	0-2	.000	3-3	1.000	8	12	20	5.0	3-0	1	4	10	5	31	7.8
2021-22	UI	8-4	182/22.7	17-39	.436	0-0	.000	8-17	.471	17	23	40	5.0	21-0	3	6	12	3	42	5.3
TOTAL FOR UI		**8-4**	**182/22.7**	**17-39**	**.436**	**0-0**	**.000**	**8-17**	**.471**	**17**	**23**	**40**	**5.0**	**21-0**	**3**	**6**	**12**	**3**	**42**	**5.3**
TOTAL		**12-7**	**281/23.4**	**31-67**	**.463**	**0-2**	**.000**	**11-20**	**.550**	**25**	**35**	**60**	**5.0**	**24-0**	**4**	**10**	**22**	**8**	**73**	**6.1**

#20 Ethan Kilgore

Freshman • Guard
6-5 • 210
Gower, MO.
East Buchanan HS

Miscellaneous

Double-Figure Pts.	1 (0-1)
20+ points	0 (0-0)
Led team in pts.	0 (0-0)
5+ rebounds	0 (0-0)
10+ rebounds	0 (0-0)
Led team in rebs.	0 (0-0)
5+ assists	0 (0-0)
10+ assists	0 (0-0)
Fouled out	0 (0-0)
Double Double	0 (0-0)

2020-21

- Member of the Big Sky All-Academic Team
- Played in 21 games, making one start as a true freshman
- Averaged 4.1 ppg and 2.3 rpg
- Shot 43.0 percent from the field
- Scored a season-high 10 points against Southern Utah (Jan. 9)

East Buchanan High School

- Played for Jered Curl at East Buchanan HS
- Helped lead the Bulldogs to back-to-back second place finishes in the Missouri Class 2 District 16 Tournament
- Team finished 19-7 his senior season and 23-2 his junior season
- Named First Team All-State for three consecutive year
- Averaged a double-double in both his junior and senior seasons
- Scored 25.6 points per game his senior year
- Is the all-time leading scorer at East Buchanan with 2,487 points scored
- Four-time First Team All-Conference
- Four-time First Team All-District
- McDonalds All-American Nominee
- Four-time team captain

AAU

- Played for KC RUN GMC and was coached by LJ Goolsby

Personal

- Son of Shanna Wheeler-Kilgore and Keith Kilgore
- Two brothers, Eddie and Eric
- Also was named All-State and All-Conference in football
- Enjoys hunting, snowboarding, working with his hands
- Plans to major in Operations Management

SEASON HIGHS

Points
10 vs. SUU (12/4/21)
Rebounds
5 vs. Washington St. (11/18/21)
Assists
2 vs. SUU (12/4/21)
Blocks
1, 3x, last time vs. SUU (12/4/21)
Steals
1 vs. Cal Poly (11/24/21)
Field Goals
3, 2x, last time vs. SUU (12/4/21)
Field Goal Attempts
5 at NDSU (11/27/21)
3-point Field Goals
--
3-point Field Goal Attempts
1 vs. Utah Valley (11/21/22)
Free Throws
4 vs. SUU (12/4/21)
Free Throw Attempts
5 vs. SUU (12/4/21)
Minutes
23 vs. SUU (12/4/21)

CAREER HIGHS

Points
10, 2x, last time vs. SUU (12/4/21)
Rebounds
5, twice, last time vs WSU (11/18/21)
Assists
3 at Southern Utah (1/9/21
Blocks
2 vs. Montana St. (2/26/21)
Steals
1, last time vs. Cal Poly (11/24/21)
Field Goals
5 at Southern Utah (1/9/21)
Field Goal Attempts
9 at Eastern Washington (2/6/21)
3-point Field Goals
1 at Southern Utah (1/7/21)
3-point Field Goal Attempts
3 at Eastern Washington (2/6/21)
Free Throws
4, 2x, last time vs. SUU (12/4/21)
Free Throw Attempts
6 at CSU Bakersfield (12/12/20)
Minutes
28 at Southern Utah (1/9/21)

LAST 5

Opponent	*	Min.	FG-FGA	FG%	3FG-3FGA	3FG%	FT-FTA	FT%	Off.-Def.-Tot.-Avg.	PF	A	TO	Blk.	Stl.	Pts.
vs. WSU		16	2-3	67%	--	--	4-4	100%	4-1-5	1	1	1	0	0	8
vs. Utah Valley		20	2-4	50%	0-1	0%	1-2	50%	1-3-4	1	0	2	1	0	5
vs. Cal Poly		17	1-3	33%	0-0	--	0-0	--	2-2-4	2	0	2	0	1	2
at NDSU		21	3-5	60%	--	--	2-2	100%	2-2-4	4	0	1	0	0	6
vs. SUU	*	23	3-4	75%	--	--	4-5	80%	2-0-2	0	2	2	1	0	10
Total		97-19.4	11-19	58%	0-1	0%	11-13	85%	11-8-19-3.8	8	3	8	2	1	31

				Field Goals		3-Point		F-Throws		Rebounds								Scoring	
SEASON	**TEAM**	**GP-GS**	**MIN/AVG**	**FG-FGA**	**FG%**	**3FG-3FGA**	**3FG%**	**FT-FTA**	**FT%**	**OFF**	**DEF**	**TOT**	**AVG**	**PF-FO**	**A**	**TO**	**BLK**	**STL**	**PTS**	**AVG**
2020-21	UI	21-1	324/15.4	34-79	.430	2-15	.133	17-26	.654	15	34	49	2.3	27-0	12	23	6	7	87	4.1
2021-22	UI	8-1	124/15.5	14-23	.609	0-1	.000	9-11	.818	13	15	28	3.5	15-0	3	14	3	2	37	4.6
TOTAL		**29-2**	**448/15.5**	**48-102**	**.471**	**2-16**	**.125**	**26-37**	**.703**	**28**	**49**	**77**	**2.7**	**42-0**	**15**	**37**	**9**	**9**	**124**	**4.3**



#21 Gabe Quinnett

Sophomore • Guard
6-4 • 200
Moscow, Idaho
Moscow HS

Miscellaneous

Double-Figure Pts.	0 (0-0)
20+ points	0 (0-0)
Led team in pts.	0 (0-0)
5+ rebounds	0 (0-0)
10+ rebounds	0 (0-0)
Led team in rebs.	0 (0-0)
5+ assists	0 (0-0)
10+ assists	0 (0-0)
Fouled out	0 (0-0)
Double Double	0 (0-0)

2020-21

- Member of the Big Sky All-Academic Team
- Played and started all 21 regular season games
- Played a team-high 31.7 minutes per game
- Averaged 9.6 ppg, 1.4 rpg, and 1.7 apg
- Scored in double digits in 12 games
- Scored a career-high 18 points against Northern Arizona (Jan. 2) and then matched that total against Eastern Washington (Feb. 4)
- Was 17-for-18 from the free throw line
- Shot 43.0 percent from the floor
- Shot 43.9 percent from beyond the arc, making a team-high 36 three-pointers

2019-20: Appeared in 22 games, making five starts as a true freshman... Averaged 3.2 points, 1.1 rebounds, and 1.1 assists per game... Shot .356 (16-45) from three... Scored a career-high 14 points against Northern Arizona and Montana... Earned spot on the Big Sky All-Academic Team

MOSCOW HIGH: Averaged nearly 22 points, eight rebounds and four assists per game as a senior at Moscow High School under head coach Josh Uhrig… led the Bears to three straight 4A Inland Empire Championships and three appearances in the state tournament… back-to-back 4A Inland Empire League MVP honors… first team All-State as a senior… North Idaho 4A/5A Player of the Year as a senior

AAU: Eastern Washington Elite – Jim Psomas

PERSONAL: Son of Kelly and Brian Quinnett, former Washington State and NBA player… has three siblings… 3.91 high school GPA

SEASON HIGHS

Points
9 vs. Long Beach St. (11/10/21)
Rebounds
1 vs. Long Beach St. (11/10/21)
Assists
2 at Fresno State (11/15/21)
Blocks
--
Steals
1 vs. Long Beach St. (11/10/21)
Field Goals
3 vs. Long Beach St. (11/10/21)
Field Goal Attempts
8 vs. Long Beach St. (11/10/21)
3-point Field Goals
3 vs. Long Beach St. (11/10/21)
3-point Field Goal Attempts
7 vs. Long Beach St. (11/10/21)
Free Throws
3 vs. Cal Poly (11/24/21)
Free Throw Attempts
3 vs. Cal Poly (11/24/21)
Minutes
35 vs. Long Beach St. (11/10/21)

CAREER HIGHS

Points
18 (2x), last vs. EWU (2/4/21)
Rebounds
3 (4x), last at ISU (1/13/21)
Assists
4 (3x), last vs. WSU (1/28/21)
Blocks
--
Steals
2, at SU (11/30/19)
Field Goals
6 (2x), last vs. EWU (2/4/21)
Field Goal Attempts
12, at Sac St. (12/3/20)
3-point Field Goals
4 (4x), last vs. EWU (2/4/21)
3-point Field Goal Attempts
7, vs. EWU (2/4/21)
Free Throws
4, at ISU (2/13/21)
Free Throw Attempts
4, at ISU (2/13/21)
Minutes
40, at ISU (2/13/21)

LAST 5

Opponent	*	Min.	FG-FGA	FG%	3FG-3FGA	3FG%	FT-FTA	FT%	Off.-Def.-Tot.-Avg.	PF	A	TO	Blk.	Stl.	Pts.
vs. WSU	*	23	2-9	22%	2-8	25%	--	--	0-1-1	1	0	0	0	0	6
vs. Utah Valley		19	2-6	33%	2-4	50%	--	--	0-2-2	0	0	0	0	0	6
vs. Cal Poly		13	1-2	50%	1-2	50%	3-3	100%	0-2-2	3	0	1	0	0	6
at NDSU		21	0-3	0%	0-3	0%	0-0	--	0-2-2	0	1	0	0	0	0
vs. SUU		21	0-2	0%	0-1	0%	0-0	--	1-0-1	1	0	0	0	0	0
Total		97-19.4	5-22	23%	5-18	28%	3-3	100%	1-7-8-1.6	5	1	1	0	0	18

QUINNETT, Gabe

				Field Goals		3-Point		F-Throws		Rebounds									Scoring	
SEASON	TEAM	GP-GS	MIN/AVG	FG-FGA	FG%	3FG-3FGA	3FG%	FT-FTA	FT%	OFF	DEF	TOT	AVG	PF-FO	A	TO	BLK	STL	PTS	AVG
2019-20	UI	22-5	401/18.2	26-71	.366	16-45	.356	3-6	.500	9	16	25	1.1	15-0	24	16	0	8	71	3.2
2020-21	UI	21-21	667/31.7	74-172	.430	36-82	.439	17-18	.944	2	28	30	1.4	39-0	35	48	0	9	201	9.6
2021-22	UI	8-4	185/23.1	11-39	.282	10-33	.303	3-3	1.000	1	9	10	1.3	10-0	4	6	0	3	35	4.4
TOTAL		**51-30**	**1252/24.6**	**111-282**	**.394**	**62-160**	**.388**	**23-27**	**.852**	**12**	**53**	**65**	**1.3**	**64-0**	**63**	**70**	**0**	**20**	**307**	**6.0**

#23 Rashad Smith

Junior • Forward
6-4 • 200
Chandler, Ariz.
Grand Canyon

Miscellaneous

Double-Figure Pts.	2(0-2)
20+ points	0 (0-0)
Led team in pts.	0 (0-0)
5+ rebounds	3 (0-3)
10+ rebounds	0 (0-0)
Led team in rebs.	1 (0-1)
5+ assists	0 (0-0)
10+ assists	0 (0-0)
Fouled out	1 (0-1)
Double Double	0 (0-0)

GRAND CANYON UNIVERSITY

- Played one season at GCU, scoring in double figures twice
- Lopes finished the season 11-7, winning the WAC tournament before falling to No. 2-seeded Iowa in the NCAA Tournament

PIMA COMMUNITY COLLEGE

- Played two seasons at PCC for Brian Peabody
- Averaged 18.8 ppg, 8.3 rpg, 5.7 apg, 1.7 spg, and 1.3 bpg during his sophomore season
- His 171 assists in 2019-20 were the 14th most in NJCAA
- Averaged 13.0 ppg, 6.0 rpg, 5.0 apg his freshman season
- Team was 29-7 winning the NJCAA Region I Championship (2018-19)

HAMILTON HIGH SCHOOL

- Played for Doug Harris
- Averaged 11.4 ppg over three years
- Scored 15.2 ppg as a junior

PERSONAL

- Son of Rachel Wilkins
- Four siblings - Jaila, Tre, Jenessa, Dee

SEASON HIGHS

Points
12 vs. Long Beach St. (11/10/21)
Rebounds
8, 2x, last time vs. SUU (12/4/21)
Assists
2 at Fresno State (11/15/21)
Blocks
1 vs. Long Beach St. (11/10/21)
Steals
4 at Fresno State (11/15/21)
Field Goals
3, 2x, last time vs. SUU (12/4/21)
Field Goal Attempts
15 at NDSU (11/27/21)
3-point Field Goals
3 vs. Long Beach St. (11/10/21)
3-point Field Goal Attempts
5 vs. SUU (12/4/21)
Free Throws
4 vs.Cal Poly (11/24/21)
Free Throw Attempts
4, twice, last time vs. Cal Poly (11/24/21)
Minutes
33 at Fresno State (11/15/21)

CAREER HIGHS

Points
13 vs. Bethesda (1/15/21)
Rebounds
8. 2x, last time vs. SUU (12/4/21)
Assists
3 vs. Bethesda (1/16/21)
Blocks
1 vs. Long Beach St. (11/10/21)
Steals
4 at Fresno State (11/15/21)
Field Goals
5 vs. Bethesda (1/15/21)
Field Goal Attempts
15 at NDSU (11/27/21)
3-point Field Goals
3 vs. Long Beach St. (11/10/21)
3-point Field Goal Attempts
5, 2x, last time vs. SUU (12/4/21)
Free Throws
4 vs.Cal Poly (11/24/21)
Free Throw Attempts
4, twice, last time vs. Cal Poly (11/24/21)
Minutes
33 at Fresno State (11/15/21)

LAST 5

Opponent	*	Min.	FG-FGA	FG%	3FG-3FGA	3FG%	FT-FTA	FT%	Off.-Def.-Tot.-Avg.	PF	A	TO	Blk.	Stl.	Pts.
vs. WSU	*	24	1-6	17%	0-1	0%	1-1	100%	1-2-3	1	1	1	0	0	3
vs. Utah Valley	*	20	0-8	0%	0-4	0%	1-3	33%	1-0-1	2	1	1	0	1	1
vs. Cal Poly	*	21	1-3	33%	1-1	100%	4-4	100%	1-3-4	5	3	2	0	1	7
at NDSU	*	24	4-15	27%	1-4	25%	0-1	0%	2-6-8	2	1	1	0	0	9
vs. SUU		28	3-7	43%	2-5	40%	2-2	100%	1-7-8	3	2	1	0	1	10
Total		117-23.4	9-29	31%	4-15	27%	8-11	73%	6-18-24-4.8	13	8	6	0	3	30

SMITH, Rashad

				Field Goals		3-Point		F-Throws		Rebounds									Scoring	
SEASON	**TEAM**	**GP-GS**	**MIN/AVG**	**FG-FGA**	**FG%**	**3FG-3FGA**	**3FG%**	**FT-FTA**	**FT%**	**OFF**	**DEF**	**TOT**	**AVG**	**PF-FO**	**A**	**TO**	**BLK**	**STL**	**PTS**	**AVG**
2020-21	GCU	11-0	69/6.3	14-26	.538	7-15	.467	6-8	.750	1	5	6	0.5	5-0	10	4	0	4	41	3.7
2021-22	UI	7-6	164/23.5	15-53	.283	8-21	.381	11-15	.733	6	28	34	4.9	19-1	10	8	1	7	49	7.0
TOTAL FOR UI		**7-6**	**164/23.5**	**15-53**	**.283**	**8-21**	**.381**	**11-15**	**.733**	**6**	**28**	**34**	**4.9**	**19-1**	**10**	**8**	**1**	**7**	**49**	**7.0**
TOTAL		**18-6**	**234/13.0**	**29-79**	**.367**	**15-36**	**.417**	**17-23**	**.739**	**7**	**33**	**40**	**2.2**	**24-1**	**20**	**12**	**1**	**11**	**90**	**5.0**

#32 Tanner Christensen

Freshman • Forward
6-10 • 260
Spokane Valley, Wash.
University HS

Miscellaneous

Double-Figure Pts.	1 (0-1)
20+ points	0 (0-0)
Led team in pts.	0 (0-0)
5+ rebounds	2 (0-2)
10+ rebounds	0 (0-0)
Led team in rebs.	1 (0-1)
5+ assists	0 (0-0)
10+ assists	0 (0-0)
Fouled out	1 (0-1)
Double Double	0 (0-0)

2020-21

- Member of Big Sky All-Academic Team
- Played in all 22 games, starting three as a true freshman
- Led the team in rebounding, pulling down 4.3 boards per game
- Shot 48.2 percent from the floor
- Scored a career-high 12 points against Montana State (Feb. 28)
- Pulled down a career-high eight rebounds against Idaho State (Feb. 13)

University High School

- Played for Garrick Phillips at University HS
- First Team All-Greater Spokane League (2017-18)
- Averaged 16.4 ppg, 10.3 rpg, 1.1 bpg his senior season
- Team captain junior and senior seasons
- Averaged double digit scoring and over nine rebounds per game in his career

AAU

- Eastern Washington Elite - Jim Psomas

Personal

- Son of Emily and Kirt Christensen
- Two siblings, Katie and Garret
- Graduated in 2018 and went on a two-year LDS mission
- Plans to major in finance

SEASON HIGHS

Points
13 at NDSU (11/27/21)
Rebounds
6 vs. Utah Valley (11/22/21)
Assists
2 vs. Utah Valley (11/22/21)
Blocks
2 vs. Washington State (11/18/22)
Steals
--
Field Goals
6 at NDSU (11/27/21)
Field Goal Attempts
10 at NDSU (11/27/21)
3-point Field Goals
--
3-point Field Goal Attempts
1, twice, last time vs. Cal Poly (11/24/21)
Free Throws
3 vs. Washington St. (11/18/21)
Free Throw Attempts
4 vs. Washington St. (11/18/21)
Minutes
16, twice, last time vs. (11/24/21)

CAREER HIGHS

Points
13 at NDSU (11/27/21)
Rebounds
8 at Idaho State (2/13/21)
Assists
1 vs. Montana St. (2/28/21)
Blocks
3 vs. Utah (12/18/20)
Steals
2 vs. Montana St. (2/26/21)
Field Goals
6 at NDSU (11/27/21)
Field Goal Attempts
10 at NDSU (11/27/21)
3-point Field Goals
1 vs. Eastern Wash. (2/4/21
3-point Field Goal Attempts
1 vs/ Eastern Wash. (2/4/21)
Free Throws
4 at Eastern Wash. (2/6/21)
Free Throw Attempts
6 vs. Eastern Wash. (2/4/21)
Minutes
29 at Idaho St. (2/13/21)

LAST 5

Opponent	*	Min.	FG-FGA	FG%	3FG-3FGA	3FG%	FT-FTA	FT%	Off.-Def.-Tot.-Avg.	PF	A	TO	Blk.	Stl.	Pts.
vs. WSU		16	2-2	100%	--	--	3-4	75%	0-2-2	5	0	2	2	0	7
vs. Utah Valley	*	15	1-4	25%	0-1	0%	2-2	100%	2-4-6	3	2	3	0	0	4
vs. Cal Poly	*	16	3-4	75%	0-1	0%	1-2	50%	0-4-4	4	1	2	0	0	7
at NDSU	*	15	6-10	60%	0-0	--	1-3	33%	1-4-5	5	1	0	0	0	13
vs. SUU	*	13	4-9	44%	0-0	--	0-0	--	1-1-2	3	0	1	0	0	8
Total		75-15	16-29	55%	0-2	0%	7-11	64%	4-15-19-3.8	21	4	8	2	0	39

				Field Goals		3-Point		F-Throws		Rebounds									Scoring	
SEASON	TEAM	GP-GS	MIN/AVG	FG-FGA	FG%	3FG-3FGA	3FG%	FT-FTA	FT%	OFF	DEF	TOT	AVG	PF-FO	A	TO	BLK	STL	PTS	AVG
2020-21	UI	22-3	372/16.9	40-83	.482	1-2	.500	24-37	.649	34	60	94	4.3	52-1	7	23	14	9	105	4.8
2021-22	UI	5-4	76/15.2	16-29	.552	0-2	.000	7-11	.636	4	15	19	3.8	20-2	4	8	2	0	39	7.8
TOTAL		**27-7**	**448/16.6**	**56-112**	**.500**	**1-4**	**.250**	**31-48**	**.646**	**38**	**75**	**113**	**4.2**	**72-3**	**11**	**31**	**16**	**9**	**144**	**5.3**

#33 Jack Hatten

Freshman • Guard
6-5 • 185
Bakersfield, Calif.
Garces Memorial HS

Miscellaneous

Double-Figure Pts.	0 (0-0)
20+ points	0 (0-0)
Led team in pts.	0 (0-0)
5+ rebounds	0 (0-0)
10+ rebounds	0 (0-0)
Led team in rebs.	0 (0-0)
5+ assists	0 (0-0)
10+ assists	0 (0-0)
Fouled out	0 (0-0)
Double Double	0 (0-0)

GARCES MEMORIAL HIGH SCHOOL

- Played under head coach Brian Dignan
- First Team All-Conference
- Averaged 11.2 ppg his senior year

FLORIDA COASTAL PREP

- Coached by Lee DeForest

AAU

- West Coast Elite - Ryan Silver

PERSONAL

- Son of Theresa and John Hatten
- Has one brother, Sean
- His cousins Hayden and Hogan Hatten play on the Vandal football team
- Majoring in agricultural communications
- Also played football at Garces Memorial HS
- Enjoys golfing

SEASON HIGHS

Points
--
Rebounds
--
Assists
--
Blocks
--
Steals
--
Field Goals
--
Field Goal Attempts
--
3-point Field Goals
--
3-point Field Goal Attempts
--
Free Throws
--
Free Throw Attempts
--
Minutes
--

							LAST 5							
Opponent	*	Min.	FG-FGA	FG%	3FG-3FGA	3FG%	FT-FTA	FT%	Off.-Def.-Tot.-Avg.	PF	A	TO	Blk.	Stl.	Pts.

2021-22 IDAHO MEN'S BASKETBALL

Long Beach St. (1-0,0-0 Big West) -vs- Idaho (0-1,0-0 Big Sky)
11/10/21 at Memorial Gym, Moscow, ID

Date: 11/10/21
Time: 6:00 PM
Attendance: 1,723
Site: Memorial Gym, Moscow, ID

Score By Period	1	2	OT 1	Total
Long Beach St.	43	42	10	**95**
Idaho	45	40	4	**89**

Long Beach St. 95

#	Player	GS	MIN	FG	3PT	FT	ORB-DRB	REB	PF	A	TO	BLK	STL	PTS
11	Murray,Joel	*	38	12-19	0-1	4-6	0-4	4	5	3	4	1	3	28
14	Slater,Colin	*	38	5-8	2-5	4-4	0-2	2	1	2	0	0	0	16
02	Roberts,Jordan	*	26	5-5	1-1	5-8	1-9	10	2	0	1	1	2	16
24	Hampton,Joe	*	23	5-11	0-0	6-8	2-1	3	3	5	6	0	0	16
03	Cobb,Drew	*	33	2-5	0-0	0-1	0-4	4	2	2	0	0	1	4
25	Traore,Aboubacar		16	5-6	0-0	1-2	1-2	3	2	2	0	1	0	11
12	Jones,Jadon		17	1-3	0-2	0-0	0-4	4	3	2	2	0	0	2
32	Irish,Trever		4	1-2	0-0	0-0	2-0	2	0	0	1	0	0	2
13	Mansel,Romelle		16	0-2	0-0	0-0	1-5	6	2	0	2	0	0	0
05	Scott,Eddie		8	0-1	0-1	0-0	0-1	1	0	0	0	0	0	0
31	Rotegaard,Tobias		6	0-1	0-1	0-0	0-0	0	1	1	1	0	0	0
TM	TEAM		0	0-0	0-0	0-0	0-1	1	0	0	0	0	0	0
	Totals	**-**	**225**	**36-63**	**3-11**	**20-29**	**7-33**	**40**	**21**	**17**	**17**	**3**	**6**	**95**

Team Summary	FG	3PT	FT
First Half	18-31 58.06 %	1-7 14.29 %	6-10 60.00 %
Second Half	16-27 59.26 %	2-4 50.00 %	8-13 61.54 %
OT 1	2-5 40.00 %	0-0 0.00%	6-6 100.00 %
Total	**36-63 57.1 %**	**3-11 27.3 %**	**20-29 69.0 %**

Technical Fouls: (1)
Murray,Joel
Second Chance Points: 8 **Scores Tied:** 8 times(s) **Points In the Paint:** 50 **Fast Break Points:** 11
Lead Changed: 12 times(s) **Points off Turnovers:** 17 **Bench Points:** 15 **Largest Lead:** 0 0

Idaho 89

#	Player	GS	MIN	FG	3PT	FT	ORB-DRB	REB	PF	A	TO	BLK	STL	PTS
04	Anderson,Trevante	*	42	8-13	3-5	7-9	1-3	4	4	8	4	0	1	26
03	Dixon,Mikey	*	42	5-21	2-4	4-4	0-0	0	3	4	2	0	3	16
23	Smith,Rashad	*	14	3-5	3-3	3-4	0-5	5	4	0	2	1	0	12
15	Pepple, Jr.,Philip	*	38	4-7	0-0	2-2	3-4	7	4	1	2	2	0	10
21	Quinnett,Gabe	*	35	3-8	3-7	0-0	0-1	1	3	1	3	0	1	9
10	Bertain,Nolan		27	2-8	2-8	0-0	0-8	8	3	1	0	0	0	6
02	Salih,Yusef		13	2-4	2-4	0-0	0-2	2	3	1	1	0	1	6
20	Kilgore,Ethan		10	2-2	0-0	0-0	1-1	2	0	0	1	0	0	4
05	King,Jemeil		4	0-0	0-0	0-0	0-0	0	1	2	0	0	0	0
TM	TEAM		0	0-0	0-0	0-0	4-2	6	0	0	2	0	0	0
	Totals	**-**	**225**	**29-68**	**15-31**	**16-19**	**9-26**	**35**	**25**	**18**	**17**	**3**	**6**	**89**

Team Summary	FG	3PT	FT
First Half	15-32 46.88 %	8-16 50.00 %	7-8 87.50 %
Second Half	13-30 43.33 %	7-13 53.85 %	7-9 77.78 %
OT 1	1-6 16.67 %	0-2 0.00 %	2-2 100.00 %
Total	**29-68 42.6 %**	**15-31 48.4 %**	**16-19 84.2 %**

Technical Fouls: none **Second Chance Points:** 15 **Scores Tied:** 8 times(s) **Points In the Paint:** 26 **Fast Break Points:** 13
Lead Changed: 12 times(s) **Points off Turnovers:** 12 **Bench Points:** 16 **Largest Lead:** 0 0

Idaho (1-2,0-0 Big Sky) -vs- Fresno St. (3-0,0-0 Mountain West)
11/15/21 at Save Mart Center, Fresno, CA

Date: 11/15/21
Time: 7:00 PM
Attendance: 3,388
Site: Save Mart Center, Fresno, CA
Referees: Ron Brokenbrough, Larry Spaulding, Casey McClellan

Score By Period	1	2	Total
Idaho	26	36	**62**
Fresno St.	31	38	**69**

Idaho 62

#	Player	GS	MIN	FG	3PT	FT	ORB-DRB	REB	PF	A	TO	BLK	STL	PTS
03	Dixon,Mikey	*	30	3-7	1-2	8-10	0-1	1	1	3	3	0	0	15
15	Pepple, Jr.,Philip	*	36	3-6	0-0	2-4	2-3	5	3	0	0	2	0	8
23	Smith,Rashad	*	33	3-9	1-3	0-0	0-5	5	2	2	0	0	4	7
21	Quinnett,Gabe	*	24	2-3	2-3	0-0	0-0	0	1	2	0	0	1	6
04	Anderson,Trevante	*	28	0-10	0-5	4-5	1-2	3	1	1	2	0	1	4
02	Salih,Yusef		15	3-5	3-3	0-0	1-0	1	1	0	3	0	0	9
05	King,Jemeil		11	2-5	0-1	3-4	0-4	4	2	1	1	0	0	7
10	Bertain,Nolan		20	2-4	2-4	0-0	0-1	1	4	1	0	0	0	6
20	Kilgore,Ethan		3	0-0	0-0	0-0	0-0	0	4	0	1	0	0	0
TM	TEAM		0	0-0	0-0	0-0	1-1	2	0	0	1	0	0	0
	Totals	**-**	**200**	**18-49**	**9-21**	**17-23**	**5-17**	**22**	**19**	**10**	**11**	**2**	**6**	**62**

Team Summary	FG	3PT	FT
First Half	8-22 36.36 %	4-9 44.44 %	6-7 85.71 %
Second Half	10-27 37.04 %	5-12 41.67 %	11-16 68.75 %
Total	**18-49 36.7 %**	**9-21 42.9 %**	**17-23 73.9 %**

Technical Fouls: none **Second Chance Points:** 3 **Scores Tied:** 1 times(s) **Points In the Paint:** 16 **Fast Break Points:** 10
Lead Changed: 1 times(s) **Points off Turnovers:** 19 **Bench Points:** 22 **Largest Lead:** 0 0

Fresno St. 69

#	Player	GS	MIN	FG	3PT	FT	ORB-DRB	REB	PF	A	TO	BLK	STL	PTS
10	Robinson,Orlando	*	35	11-19	1-1	4-6	5-5	10	3	3	3	0	2	27
03	Hill,Isaiah	*	35	4-4	1-1	0-1	1-5	6	2	5	5	1	1	9
05	Campbell,Jordan	*	20	3-4	0-1	0-0	1-3	4	4	2	2	0	0	6
25	Holland,Anthony	*	27	0-1	0-1	0-1	0-3	3	3	1	1	0	1	0
01	Baker Jr.,Jemarl	*	24	0-4	0-3	0-0	0-6	6	0	2	0	1	0	0
13	Stroud,Deon		17	4-7	1-2	4-7	1-2	3	2	1	3	0	0	13
23	Colimerio,Leo		17	3-7	0-0	0-1	2-2	4	1	1	0	0	0	6
34	Meah,Braxton		5	1-1	0-0	3-4	0-0	0	0	1	0	0	0	5
22	Whitaker,Destin		15	1-4	1-4	0-0	1-1	2	0	1	1	0	0	3
00	Harding,Kyle		3	0-0	0-0	0-0	0-2	2	2	0	0	0	0	0
11	Yap,Donavan		2	0-1	0-1	0-0	0-0	0	0	0	0	0	1	0
TM	TEAM		0	0-0	0-0	0-0	1-0	1	0	0	1	0	0	0
	Totals	**-**	**200**	**27-52**	**4-14**	**11-20**	**12-29**	**41**	**17**	**17**	**16**	**2**	**5**	**69**

Team Summary	FG	3PT	FT
First Half	13-25 52.00 %	3-7 42.86 %	2-3 66.67 %
Second Half	14-27 51.85 %	1-7 14.29 %	9-17 52.94 %
Total	**27-52 51.9 %**	**4-14 28.6 %**	**11-20 55.0 %**

Technical Fouls: none **Second Chance Points:** 13 **Scores Tied:** 1 times(s) **Points In the Paint:** 38 **Fast Break Points:** 4
Lead Changed: 1 times(s) **Points off Turnovers:** 10 **Bench Points:** 27 **Largest Lead:** 0 0

George Fox (0-0,0-0 NWC) -vs- Idaho (1-1,0-0 Big Sky)
11/12/21 at Memorial Gym, Moscow, ID

Date: 11/12/21
Time: 6:00 PM
Attendance: 1,307
Site: Memorial Gym, Moscow, ID

Score By Period	1	2	Total
George Fox	48	37	**85**
Idaho	49	46	**95**

George Fox 85

#	Player	GS	MIN	FG	3PT	FT	ORB-DRB	REB	PF	A	TO	BLK	STL	PTS
00	Walker,Davon	*	19	4-8	1-2	0-0	3-1	4	3	1	0	0	0	9
10	Schmerber,Zac	*	16	3-5	1-2	2-2	0-0	0	1	1	0	0	0	9
05	Stricklin,Kalu	*	11	4-7	0-1	1-1	0-3	3	1	0	0	0	1	9
21	Clark,Austin	*	14	2-5	1-3	0-0	0-0	0	1	0	0	0	0	5
11	Ritschard,Brendan	*	24	1-6	0-0	2-3	3-2	5	5	4	3	0	3	4
23	Stokes,Momo		16	6-13	2-3	0-0	1-0	1	1	0	1	0	1	14
01	Moore,James		15	5-12	4-9	0-0	0-3	3	3	0	1	0	0	14
30	Damian,Adam		14	2-5	1-1	1-2	1-0	1	3	2	1	0	0	6
31	Sly,Zach		16	2-6	1-3	0-0	2-0	2	3	2	0	0	1	5
03	Nickleberry,Chris		14	1-2	1-1	1-2	0-0	0	0	2	0	0	0	4
04	Powers,Charlie		12	2-4	0-0	0-1	2-3	5	1	0	1	0	0	4
15	Greenwood,Nick		6	1-2	0-1	0-0	0-2	2	2	2	0	0	0	2
22	Cox,Donovan		13	0-1	0-0	0-0	0-0	0	2	2	1	0	0	0
20	Hansen,Jaron		5	0-0	0-0	0-0	0-0	0	1	0	0	0	0	0
24	Landi,Michael		4	0-2	0-1	0-0	0-0	0	1	0	0	0	1	0
25	Johnson,Elijah		1	0-0	0-0	0-0	0-0	0	0	0	0	0	0	0
TM	TEAM		0	0-0	0-0	0-0	3-0	3	0	0	1	0	0	0
	Totals	**-**	**200**	**33-78**	**12-27**	**7-11**	**15-14**	**29**	**28**	**16**	**9**	**0**	**7**	**85**

Team Summary	FG	3PT	FT
First Half	18-39 46.15 %	9-15 60.00 %	3-4 75.00 %
Second Half	15-39 38.46 %	3-12 25.00 %	4-7 57.14 %
Total	**33-78 42.3 %**	**12-27 44.4 %**	**7-11 63.6 %**

Technical Fouls: none **Second Chance Points:** 14 **Scores Tied:** 6 times(s) **Points In the Paint:** 36 **Fast Break Points:** 1
Lead Changed: 6 times(s) **Points off Turnovers:** 22 **Bench Points:** 49 **Largest Lead:** 0 0

Idaho 95

#	Player	GS	MIN	FG	3PT	FT	ORB-DRB	REB	PF	A	TO	BLK	STL	PTS
04	Anderson,Trevante	*	30	7-8	2-2	6-10	1-6	7	3	7	4	0	0	22
10	Bertain,Nolan	*	29	4-5	4-5	6-9	0-8	8	1	3	0	1	0	18
03	Dixon,Mikey	*	26	5-5	2-2	4-7	0-1	1	4	2	2	0	0	16
15	Pepple, Jr.,Philip	*	23	6-7	0-0	1-4	3-4	7	3	1	3	1	2	13
21	Quinnett,Gabe	*	30	1-6	0-5	0-0	0-1	1	1	0	2	0	1	2
02	Salih,Yusef		26	2-4	1-3	6-8	1-0	1	1	1	1	0	0	11
05	King,Jemeil		20	5-7	0-0	1-1	0-3	3	2	3	4	0	0	11
20	Kilgore,Ethan		16	1-2	0-0	0-0	1-6	7	3	0	4	1	1	2
TM	TEAM		0	0-0	0-0	0-0	0-5	5	0	0	0	0	0	0
	Totals	**-**	**200**	**31-44**	**9-17**	**24-39**	**6-34**	**40**	**18**	**17**	**20**	**3**	**4**	**95**

Team Summary	FG	3PT	FT
First Half	15-23 65.22 %	6-10 60.00 %	13-21 61.90 %
Second Half	16-21 76.19 %	3-7 42.86 %	11-18 61.11 %
Total	**31-44 70.5 %**	**9-17 52.9 %**	**24-39 61.5 %**

Technical Fouls: (1)
Anderson,Trevante
Second Chance Points: 8 **Scores Tied:** 6 times(s) **Points In the Paint:** 44 **Fast Break Points:** 17
Lead Changed: 6 times(s) **Points off Turnovers:** 13 **Bench Points:** 24 **Largest Lead:** 0 0

NCAA

Official Basketball Box Score - Final
Washington St. at Idaho
11/18/21 ICCU Arena, Moscow
2021-22 Men's Basketball

Game Time: 6:00 PM
Game Duration: 1:53
Attendance: 2,727

Officials: Tommy Nunez, Shawn Lehigh, D.G. Nelson

Washington St. - 109 Record: 4-0

NO.	Name		Min	FG M-A	3P M-A	FT M-A	Rebounds OR	DR	TOT	Fouls PF	FD	TP	AS	TO	ST	Blocks BS	BA	+/-
0	Efe Abogidi	F	17:02	5-6	0-0	2-2	1	4	5	2	1	12	1	1	0	1	0	22
35	Mouhamed Gueye	F	13:34	6-7	0-0	1-2	0	6	6	3	3	13	0	1	1	1	0	17
2	Tyrell Roberts	G	21:14	0-5	0-4	4-4	2	1	3	3	2	4	0	0	1	0	0	19
12	Michael Flowers	G	22:50	5-7	3-4	0-0	0	2	2	2	0	13	0	1	0	0	0	23
24	Noah Williams	G	26:26	7-12	0-0	2-3	0	2	2	2	3	16	5	0	0	1	1	29
21	Dishon Jackson		16:40	0-1	0-0	3-4	2	2	4	4	4	3	0	0	0	0	0	27
5	TJ Bamba		22:37	4-6	1-3	2-2	1	4	5	0	2	11	1	1	1	0	0	30
11	DJ Rodman		18:13	3-6	1-3	1-2	2	2	4	0	1	8	5	0	1	0	1	18
3	Jefferson Koulibaly		20:11	4-8	1-3	0-0	0	5	5	3	1	9	3	1	3	0	1	35
14	Matt DeWolf		04:11	0-0	0-0	0-0	0	0	0	0	0	0	1	0	0	0	0	-4
23	Andrej Jakimovski		09:55	3-4	2-2	0-0	0	0	0	0	0	8	2	0	0	1	0	18
22	Ryan Rapp		06:05	3-4	2-3	4-4	0	1	1	1	2	12	0	0	0	0	0	9
33	Will Burghardt		01:02	0-0	0-0	0-0	0	0	0	0	0	0	0	0	0	0	0	-3
Team							2	4	6			0		0				
Totals				40-66	10-22	19-23	10	33	43	20	19	109	18	5	7	4	3	48

Technical Fouls::NONE

Shooting By Period		
1st FG%	21-36	58.3%
3PT%	1-6	16.7%
FT%	4-4	100%
2nd FG%	19-30	63.3%
3PT%	9-16	56.3%
FT%	15-19	78.9%
GM FG%	40-66	60.6%
3PT%	10-22	45.5%
FT%	19-23	82.6%

Dead Ball Rebounds: 1, 0

Idaho - 61 Record: 1-3

NO.	Name		Min	FG M-A	3P M-A	FT M-A	Rebounds OR	DR	TOT	Fouls PF	FD	TP	AS	TO	ST	Blocks BS	BA	+/-
15	Philip Pepple, Jr.	F	23:11	0-4	0-0	3-4	3	5	8	3	3	3	0	0	0	0	1	-43
3	Mikey Dixon	G	24:21	2-9	1-3	7-8	0	3	3	1	6	12	2	2	0	0	0	-25
4	Trevante Anderson	G	27:55	3-10	1-4	0-0	0	2	2	2	2	7	2	4	0	0	1	-24
21	Gabe Quinnett	G	22:41	2-9	2-8	0-0	0	1	1	1	0	6	0	0	0	0	1	-8
23	Rashad Smith	G	24:35	1-6	0-1	1-1	1	2	3	1	2	3	1	1	0	0	1	-28
2	Yusef Salih		12:49	2-8	1-3	0-0	1	0	1	1	0	5	1	0	0	0	0	-21
32	Tanner Christensen		16:49	2-2	0-0	3-4	0	2	2	5	3	7	0	2	0	2	0	-5
10	Nolan Bertain		17:19	2-5	1-4	0-0	0	0	0	2	0	5	0	0	0	1	0	-40
20	Ethan Kilgore		15:25	2-3	0-0	4-4	4	1	5	1	3	8	1	1	0	0	0	-20
5	Jemeil King		12:05	1-2	0-0	0-1	0	1	1	1	1	2	4	3	0	0	0	-24
11	Kendall McHugh		02:50	1-1	1-1	0-0	0	0	0	1	0	3	0	0	0	0	0	-2
Team							1	2	3			0		0				
Totals				18-59	7-24	18-22	10	19	29	19	20	61	11	13	0	3	4	-48

Technical Fouls::NONE

Shooting By Period		
1st FG%	9-25	36.0%
3PT%	4-9	44.4%
FT%	7-10	70%
2nd FG%	9-34	26.5%
3PT%	3-15	20.0%
FT%	11-12	91.7%
GM FG%	18-59	30.5%
3PT%	7-24	29.2%
FT%	18-22	81.8%

Dead Ball Rebounds: 2, 0

	WSU	UID
Biggest lead	54 (2nd 1:39)	4 (1st 17:03)
Best Scoring Run	13(2nd 4:59)	8(1st 4:13)
Lead Changes	2	
Times Tied	2	
Time with Lead	35:38	01:40

Points from	WSU	UID
Turnovers	28	6
Paint	40	16
Second Chance	14	11
Fast Breaks	12	3
Bench	51	30

Period by Period Scoring	1st	2nd	TOT
WSU	47	62	109
UID	29	32	61

NCAA LIVESTATS BY GENIUS SPORTS

@VandalHoops

2021-22 IDAHO MEN'S BASKETBALL

Official Basketball Box Score - Final
Idaho at Utah Valley
11/19/21 The Pavilion at Joerns, San Juan Capistrano
2021-22 Men's Basketball

Game Time: 7:00 PM
Game Duration: 1:51
Attendance: 917

Officials: Klaus Endrissat, Jamie Graham, John Paul Guerrero

Idaho - 45 Record: 1-4

NO.	Name		Min	FG M-A	3P M-A	FT M-A	Rebounds OR	DR	TOT	Fouls PF	FD	TP	AS	TO	ST	Blocks BS	BA	+/-
32	Tanner Christensen	F	15:01	1-4	0-1	2-2	2	4	6	3	1	4	2	3	0	0	0	-14
3	Mikey Dixon	G	14:27	0-2	0-1	0-0	0	1	1	2	1	0	0	4	0	0	0	-20
4	Trevante Anderson	G	22:29	3-8	1-3	6-7	1	2	3	4	5	13	1	3	0	0	0	-21
10	Nolan Bertain	G	26:11	2-6	0-4	0-0	0	0	0	4	1	4	0	2	0	0	0	-42
23	Rashad Smith	G	20:22	0-8	0-4	1-3	1	0	1	2	2	1	1	1	1	0	0	-32
15	Philip Pepple, Jr.		10:27	0-1	0-0	0-0	0	0	0	1	1	0	0	0	0	0	0	-26
2	Yusef Salih		17:39	1-5	0-3	2-2	0	4	4	1	1	4	1	1	1	0	0	-4
5	Jemeil King		17:31	2-7	0-2	2-3	0	4	4	0	2	6	1	2	0	1	2	-17
20	Ethan Kilgore		19:38	2-4	0-1	1-2	1	3	4	1	3	5	0	2	0	1	1	-6
21	Gabe Quinnett		18:52	2-6	2-4	0-0	0	2	2	0	2	6	0	0	0	0	0	-1
0	Michael Hanshaw		14:32	1-2	0-0	0-0	1	1	2	4	0	2	2	1	1	0	0	2
11	Kendall McHugh		02:51	0-2	0-1	0-0	0	0	0	0	0	0	0	0	0	0	0	-9
Team							2	0	2			0		0				
Totals				14-55	3-24	14-19	8	21	29	22	19	45	8	19	3	2	3	-38

Technical Fouls: NONE

Shooting By Period		
1st FG%	5-26	19.2%
3PT%	3-17	17.6%
FT%	8-10	80%
2nd FG%	9-29	31.0%
3PT%	0-7	0.0%
FT%	6-9	66.7%
GM FG%	14-55	25.5%
3PT%	3-24	12.5%
FT%	14-19	73.7%

Dead Ball Rebounds: 0, 0

Utah Valley - 83 Record: 4-1

NO.	Name		Min	FG M-A	3P M-A	FT M-A	Rebounds OR	DR	TOT	Fouls PF	FD	TP	AS	TO	ST	Blocks BS	BA	+/-
5	Tim Fuller	F	15:03	5-6	0-0	1-2	3	1	4	2	2	11	0	0	0	1	0	20
11	Fardaws Aimaq	C	29:12	5-10	0-0	4-6	6	10	16	2	5	14	1	5	1	0	0	28
1	Le'Tre Darthard	G	20:00	4-11	0-5	0-0	0	2	2	0	2	8	1	1	0	0	1	16
3	Blaze Nield	G	20:26	2-6	1-4	2-2	0	1	1	3	2	7	5	2	1	0	0	28
15	Connor Harding	G	23:36	6-10	2-3	0-0	2	5	7	2	2	14	3	3	0	0	0	29
2	Tim Ceaser		18:03	2-4	0-1	2-2	4	4	8	2	2	6	1	0	0	1	0	23
24	Justin Harmon		19:25	3-7	0-2	4-4	0	5	5	2	2	10	1	1	2	0	1	12
21	Trey Farrer		16:37	3-5	0-1	1-1	1	2	3	2	3	7	0	1	0	1	0	5
22	Jordan Battle		13:43	0-1	0-0	0-2	0	3	3	0	1	0	3	2	1	0	0	9
13	Colby Leifson		12:44	0-1	0-1	0-0	0	1	1	1	0	0	0	0	0	0	0	8
0	Asa McCord		11:11	3-7	0-1	0-1	1	3	4	3	1	6	1	1	1	0	0	12
Team							0	1	1			0		0				
Totals				33-68	3-18	14-20	17	38	55	19	22	83	16	16	6	3	2	38

Technical Fouls: NONE

Shooting By Period		
1st FG%	17-34	50.0%
3PT%	2-10	20.0%
FT%	10-10	100%
2nd FG%	16-34	47.1%
3PT%	1-8	12.5%
FT%	4-10	40%
GM FG%	33-68	48.5%
3PT%	3-18	16.7%
FT%	14-20	70.0%

Dead Ball Rebounds: 3, 0

	IDA	UVU
Biggest lead	0 (1st 20:00)	40 (2nd 0:47)
Best Scoring Run	8(2nd 8:51)	23(1st 11:12)
Lead Changes	0	
Times Tied	0	
Time with Lead	00:00	39:45

Points from	IDA	UVU
Turnovers	12	20
Paint	18	38
Second Chance	4	23
Fast Breaks	1	7
Bench	23	28

Period by Period Scoring	1st	2nd	TOT
IDA	21	24	45
UVU	46	37	83

Official Basketball Box Score - Final
Idaho at Cal Poly
11/24/21 The Pavilion at Jserra, San Juan Capistrano
2021-22 Men's Basketball

Game Time: 12:00 PM
Game Duration: 2:24
Attendance: 1,700

Officials: Klaus Endrissat, Crystal Hogan, Quinton Reece

Idaho - 63 Record: 1-5

NO.	Name		Min	FG M-A	3P M-A	FT M-A	Rebounds OR	DR	TOT	Fouls PF	FD	TP	AS	TO	ST	Blocks BS	BA	+/-
32	Tanner Christensen	F	16:03	3-4	0-1	1-2	0	4	4	4	4	7	1	2	0	0	0	15
3	Mikey Dixon	G	32:11	5-14	1-3	7-9	0	2	2	4	8	18	0	1	0	0	1	12
4	Trevante Anderson	G	31:43	2-6	1-4	6-10	1	3	4	4	7	11	1	5	0	1	0	-6
10	Nolan Bertain	G	17:48	0-2	0-2	0-0	0	2	2	3	0	0	0	0	1	0	0	-3
23	Rashad Smith	G	20:57	1-3	1-1	4-4	1	3	4	5	2	7	3	2	1	0	1	2
15	Philip Pepple, Jr.		20:51	2-6	0-0	0-3	4	1	5	3	4	4	1	0	0	4	0	-14
21	Gabe Quinnett		13:29	1-2	1-2	3-3	0	2	2	3	1	6	0	1	0	0	0	-1
2	Yusef Salih		14:15	0-3	0-2	0-0	0	1	1	2	0	0	1	2	1	0	1	-17
20	Ethan Kilgore		17:12	1-3	0-0	0-0	2	2	4	2	0	2	0	2	1	0	1	-2
0	Michael Hanshaw		02:52	0-0	0-0	1-2	0	0	0	2	1	1	1	0	0	0	0	-4
5	Jemeil King		12:39	3-3	0-0	1-4	0	2	2	0	2	7	1	0	0	1	0	-2
Team							2	1	3			0		0				
Totals				18-46	4-15	23-37	10	23	33	32	29	63	9	15	4	6	4	-4

Technical Fouls: NONE

Shooting By Period		
1st FG%	9-27	33.3%
3PT%	2-7	28.6%
FT%	9-16	56.3%
2nd FG%	9-19	47.4%
3PT%	2-8	25.0%
FT%	14-21	66.7%
GM FG%	18-46	39.1%
3PT%	4-15	26.7%
FT%	23-37	62.2%

Dead Ball Rebounds: 7, 0

Cal Poly - 67 Record: 2-4

NO.	Name		Min	FG M-A	3P M-A	FT M-A	Rebounds OR	DR	TOT	Fouls PF	FD	TP	AS	TO	ST	Blocks BS	BA	+/-
15	Alimamy Koroma	F	14:47	1-4	0-0	2-4	3	4	7	5	4	4	1	3	0	0	1	0
33	Kyle Colvin	F	38:43	8-17	1-3	11-15	3	7	10	1	11	28	0	2	0	0	2	2
1	Camren Pierce	G	23:02	1-1	0-0	4-6	0	1	1	4	4	6	1	0	3	0	0	-11
2	Trevon Taylor	G	24:12	1-3	0-1	0-2	3	1	4	5	1	2	0	4	0	1	1	-1
5	Julien Franklin	G	21:05	2-8	1-2	1-2	3	1	4	2	1	6	2	1	0	0	1	6
14	Tuukka Jaakkola		06:57	1-2	0-0	0-0	2	0	2	2	2	2	0	0	0	2	1	3
3	Kobe Sanders		28:27	3-6	1-4	2-7	3	4	7	5	5	9	3	1	2	1	0	13
4	Brantly Stevenson		29:18	3-11	0-1	4-5	3	5	8	3	4	10	2	4	0	0	0	6
12	Ajani Kennedy		12:38	0-3	0-3	0-0	0	1	1	2	0	0	1	1	2	0	0	6
24	Daniel Esparza		00:07	0-0	0-0	0-0	0	0	0	0	0	0	0	0	0	0	0	-1
35	Matur Dhal		00:44	0-0	0-0	0-0	0	0	0	0	0	0	0	0	0	0	0	-3
Team							2	1	3			0		0				
Totals				20-55	3-14	24-41	22	25	47	29	32	67	10	16	7	4	6	4

Technical Fouls: NONE

Shooting By Period		
1st FG%	14-28	50.0%
3PT%	2-6	33.3%
FT%	8-13	61.5%
2nd FG%	6-27	22.2%
3PT%	1-8	12.5%
FT%	16-28	57.1%
GM FG%	20-55	36.4%
3PT%	3-14	21.4%
FT%	24-41	58.5%

Dead Ball Rebounds: 7, 0

	IDA	CPS
Biggest lead	2 (1st 17:05)	13 (2nd 11:46)
Best Scoring Run	7(1st 4:37)	7(1st 13:19)
Lead Changes	4	
Times Tied	0	
Time with Lead	01:51	37:04

Points from	IDA	CPS
Turnovers	19	14
Paint	24	30
Second Chance	10	25
Fast Breaks	2	5
Bench	20	21

Period by Period Scoring	1st	2nd	TOT
IDA	29	34	63
CPS	38	29	67

Official Basketball Box Score - Final
Idaho at North Dakota St.
11/27/21 Scheels Center, Fargo
2021-22 Men's Basketball

Game Time: 7:00 PM
Game Duration: 1:49
Attendance: 1,896

Officials: Matthew Rukasin, Bryan Anslinger, John Yorkovich

Idaho - 73 Record: 1-6

NO.	Name		Min	FG M-A	3P M-A	FT M-A	Rebounds OR	DR	TOT	Fouls PF	FD	TP	AS	TO	ST	Blocks BS	BA	+/-
32	Tanner Christensen	F	15:01	6-10	0-0	1-3	1	4	5	5	3	13	1	0	0	0	0	3
3	Mikey Dixon	G	12:51	3-4	2-3	3-3	1	3	4	1	2	11	1	3	0	0	0	-12
4	Trevante Anderson	G	32:51	7-18	3-6	4-6	4	5	9	3	7	21	6	2	1	0	2	-1
10	Nolan Bertain	G	31:07	2-5	2-4	0-0	0	2	2	2	0	6	2	2	1	1	0	-9
23	Rashad Smith	G	24:03	4-15	1-4	0-1	2	6	8	2	2	9	1	1	0	0	2	-8
15	Philip Pepple, Jr.		10:19	1-5	0-0	0-0	1	1	2	1	0	2	0	0	1	0	0	-14
2	Yusef Salih		19:57	0-2	0-1	1-2	1	0	1	0	1	1	1	0	0	0	1	-11
20	Ethan Kilgore		20:43	3-5	0-0	0-0	2	2	4	4	0	6	0	1	0	0	0	-7
21	Gabe Quinnett		21:11	0-3	0-3	0-0	0	2	2	0	0	0	1	0	0	0	0	-5
0	Michael Hanshaw		04:39	1-2	0-0	0-0	1	0	1	1	1	2	0	1	0	0	0	-7
5	Jemeil King		07:18	1-3	0-1	0-0	0	0	0	1	0	2	0	1	0	0	0	-14
Team							1	2	3			0		0				
Totals				28-72	8-22	9-15	14	27	41	20	16	73	13	11	3	1	5	-17

Technical Fouls: NONE

Shooting By Period		
1st FG%	7-26	26.9%
3PT%	3-10	30.0%
FT%	7-10	70%
2nd FG%	21-46	45.7%
3PT%	5-12	41.7%
FT%	2-5	40%
GM FG%	28-72	38.9%
3PT%	8-22	36.4%
FT%	9-15	60.0%

Dead Ball Rebounds: 2, 0

North Dakota St. - 90 Record: 4-2

NO.	Name		Min	FG M-A	3P M-A	FT M-A	Rebounds OR	DR	TOT	Fouls PF	FD	TP	AS	TO	ST	Blocks BS	BA	+/-
4	Grant Nelson	F	25:41	8-15	0-3	2-2	3	4	7	2	4	18	0	1	0	3	0	13
34	Rocky Kreuser	F	26:29	9-14	0-3	3-6	2	8	10	0	6	21	3	2	0	1	0	24
2	Willie Guy	G	29:23	2-4	1-2	1-1	0	1	1	2	2	6	3	0	1	1	0	16
3	Tyree Eady	G	30:29	5-10	0-2	7-8	2	8	10	1	4	17	2	1	1	0	1	20
11	Jarius Cook	G	25:42	4-8	0-2	0-0	0	5	5	3	0	8	1	0	0	0	0	23
23	Maleeck Harden-Hayes		18:45	0-2	0-2	0-0	0	2	2	2	0	0	0	0	0	0	0	-2
0	Dezmond McKinney		07:59	0-1	0-0	0-0	0	0	0	3	1	0	0	1	0	0	0	3
12	Andrew Kallman		17:02	1-3	0-2	2-2	0	0	0	1	1	4	2	1	0	0	0	3
32	Andrew Morgan		13:58	5-8	1-2	2-3	1	4	5	2	2	13	1	0	0	0	0	-7
21	Boden Skunberg		04:14	1-2	1-1	0-0	0	1	1	0	0	3	0	0	0	0	0	-4
24	Grayson Haman		00:09	0-0	0-0	0-0	0	0	0	0	0	0	0	0	0	0	0	-2
33	Kolbe Rada		00:09	0-0	0-0	0-0	0	0	0	0	0	0	0	0	0	0	0	-2
Team							0	1	1			0		0				
Totals				35-67	3-19	17-22	8	34	42	16	20	90	12	6	2	5	1	17

Technical Fouls: NONE

Shooting By Period		
1st FG%	16-32	50.0%
3PT%	0-9	0.0%
FT%	10-10	100%
2nd FG%	19-35	54.3%
3PT%	3-10	30.0%
FT%	7-12	58.3%
GM FG%	35-67	52.2%
3PT%	3-19	15.8%
FT%	17-22	77.3%

Dead Ball Rebounds: 2, 0

	Idaho	NDSU
Biggest lead	0 (1st 20:00)	23 (2nd 17:10)
Best Scoring Run	8(2nd 12:51)	6(1st 17:52)
Lead Changes	0	
Times Tied	0	
Time with Lead	00:00	39:45

Points from	Idaho	NDSU
Turnovers	5	11
Paint	34	60
Second Chance	15	17
Fast Breaks	5	6
Bench	13	20

Period by Period Scoring	1st	2nd	TOT
Idaho	24	49	73
NDSU	42	48	90

Official Basketball Box Score - Final
Southern Utah at Idaho
12/04/21 ICCU Arena, Moscow
2021-22 Men's Basketball

Game Time: 2:00 PM
Game Duration: 1:45
Attendance: 1,043

Officials: Brent Meaux, Randy Richardson, Doug Sturdivan

Southern Utah - 81 Record: 5-3 (2-0)

NO.	Name		Min	FG M-A	3P M-A	FT M-A	Rebounds OR	DR	TOT	Fouls PF	FD	TP	AS	TO	ST	Blocks BS	BA	+/-
12	Maizen Fausett	F	34:51	5-14	2-3	3-3	7	3	10	0	4	15	0	0	0	0	1	5
14	Jason Spurgin	C	19:25	1-2	0-0	0-0	2	4	6	2	5	2	1	1	0	2	0	12
3	John Knight III	G	31:57	2-5	0-0	4-8	2	5	7	3	5	8	4	2	3	1	1	15
4	Dre Marin	G	38:16	7-14	3-7	2-2	0	2	2	2	2	19	3	1	1	0	0	4
5	Tevian Jones	G	20:18	7-16	2-7	1-2	1	2	3	2	1	17	1	0	0	0	1	-8
2	Aanen Moody		19:47	3-6	2-4	0-0	0	2	2	1	0	8	0	0	0	0	1	-5
15	Harrison Butler		18:48	4-7	1-1	0-0	2	5	7	1	0	9	0	1	0	0	1	-4
24	Marquis Moore		06:50	0-2	0-2	0-0	0	1	1	0	0	0	0	0	0	0	0	-1
1	Nick Fleming		09:48	1-4	0-1	1-1	1	2	3	2	1	3	0	0	0	0	0	12
Team							0	1	1			0		1				
Totals				30-70	10-25	11-16	15	27	42	13	18	81	9	6	4	3	5	6

Technical Fouls: NONE

Shooting By Period		
1st FG%	14-36	38.9%
3PT%	5-16	31.3%
FT%	3-6	50%
2nd FG%	16-34	47.1%
3PT%	5-9	55.6%
FT%	8-10	80%
GM FG%	30-70	42.9%
3PT%	10-25	40.0%
FT%	11-16	68.8%

Dead Ball Rebounds: 2, 0

Idaho - 75 Record: 1-7 (0-1)

NO.	Name		Min	FG M-A	3P M-A	FT M-A	Rebounds OR	DR	TOT	Fouls PF	FD	TP	AS	TO	ST	Blocks BS	BA	+/-
32	Tanner Christensen	F	13:21	4-9	0-0	0-0	1	1	2	3	0	8	0	1	0	0	2	-8
3	Mikey Dixon	G	32:23	11-20	3-8	2-3	0	5	5	2	6	27	2	2	1	0	0	-7
4	Trevante Anderson	G	34:57	5-11	1-4	1-1	1	7	8	3	2	12	2	3	0	1	0	-6
10	Nolan Bertain	G	21:38	2-6	2-5	0-0	1	0	1	2	0	6	0	1	0	0	0	-9
20	Ethan Kilgore	G	22:21	3-4	0-0	4-5	2	0	2	0	3	10	2	2	0	1	0	-9
15	Philip Pepple, Jr.		19:32	1-3	0-0	0-0	1	5	6	3	0	2	0	1	0	3	0	8
21	Gabe Quinnett		20:15	0-2	0-1	0-0	1	0	1	1	0	0	0	0	0	0	0	3
23	Rashad Smith		27:56	3-7	2-5	2-2	1	7	8	3	2	10	2	1	1	0	0	-3
2	Yusef Salih		07:37	0-1	0-0	0-0	0	2	2	1	0	0	0	0	0	0	1	1
Team							1	1	2			0		0				
Totals				29-63	8-23	9-11	9	28	37	18	13	75	8	11	2	5	3	-6

Technical Fouls: NONE

Shooting By Period		
1st FG%	14-31	45.2%
3PT%	4-15	26.7%
FT%	1-1	100%
2nd FG%	15-32	46.9%
3PT%	4-8	50.0%
FT%	8-10	80%
GM FG%	29-63	46.0%
3PT%	8-23	34.8%
FT%	9-11	81.8%

Dead Ball Rebounds: 0, 0

	SUU	UID
Biggest lead	8 (1st 2:23)	6 (2nd 9:59)
Best Scoring Run	8(2nd 5:00)	7(1st 1:18)
Lead Changes	10	
Times Tied	6	
Time with Lead	27:13	10:51

Points from	SUU	UID
Turnovers	11	2
Paint	34	34
Second Chance	13	16
Fast Breaks	20	13
Bench	20	12

Period by Period Scoring	1st	2nd	TOT
SUU	36	45	81
UID	33	42	75