



2023-24 OFFICIAL NOTES

MEDIA CONTACT FOR WOMEN'S BASKETBALL: PRESTON LEINENBACH
ASSISTANT DIRECTOR OF ATHLETIC COMMUNICATIONS
812-465-7094 (OFFICE); 812-549-6501 (CELL)

EST. 1975-76 • OHIO VALLEY CONFERENCE • 746-574 ALL-TIME RECORD • 12 NCAA TOURNAMENT SELECTIONS (DII)

SOUTHERN INDIANA (16-6, 11-1) VS. UT MARTIN (10-13, 7-5)

Game #23 | Feb. 15, 5:30 p.m. CT | Elam Center | Martin, Tenn.
usiscreamingeagles.com | 95.7 FM The Spin | ESPN+

UP NEXT:

at Little Rock (9-14, 8-4)

Feb. 17, 1 p.m. CT

Jack Stephens Center • Little Rock, Ark.

2023-24 SCHEDULE/RESULTS

November

Mon. 6	vs. Wright State	W 67-63
Sun. 12	vs. Oakland City	W 86-38
Thu. 16	vs. Northern Illinois	W 66-60
Mon. 20	at Missouri	L 62-96
Sun. 26	at Purdue	L 57-95

December

Fri. 1	vs. Murray State	L 73-93
Wed. 6	at Saint Louis	L 53-89
Sat. 9	vs. Eastern Michigan	W 72-51
Sun. 17	vs. Cincinnati	L 56-58
Fri. 22	vs. Brescia (Ky.)	W 86-37
Fri. 29	at SE Missouri State*	W 75-37
Sun. 31	at Lindenwood*	W 71-68

January

Thu. 4	vs. Tennessee State*	W 78-57
Sat. 6	vs. Tennessee Tech*	W 69-66
Thu. 11	at SIU Edwardsville*	W 87-64
Thu. 18	vs. Little Rock*	W 58-48
Sat. 20	vs. Morehead State*	W 70-55
Thu. 25	vs. Western Illinois*	W 81-61

February

Thu. 1	at Tennessee Tech*	W 81-72
Sat. 3	at Tennessee State*	L 58-65
Thu. 8	vs. Eastern Illinois*	W 70-60
Sat. 10	vs. SIU Edwardsville*	W 75-58
Thu. 15	at UT Martin*	5:30 p.m.
Sat. 17	at Little Rock*	1 p.m.
Tue. 20	at Morehead State*	4 p.m.
Sat. 24	at Western Illinois*	1 p.m.
Thu. 29	vs. Lindenwood*	5 p.m.

March

Sat. 2	vs. SE Missouri State*	5 p.m.
Wed. 6 - Sat. 9	OVC Women's Basketball Tournament	

*OVC Contest, +Exhibition, Home games are in bold, All times are central.

USI vs. UTM

All-Time	UTM leads 2-0
First All-Time Meeting	UTM won 63-60 at USI (1/14/23)
Last All-Time Meeting	UTM won 68-56 at UTM (1/28/23)
Last USI Win	N/A
Last UTM Win	68-56 at UTM (1/28/23)
Streak	UTM W2

SOUTHERN INDIANA HEAD COACH: RICK STEIN (25TH)

Stat Leaders	Team Stats
Points: Vanessa Shafford (14.5)	PPG 70.5 Opp. PPG 63.2
Rebounds: Vanessa Shafford (8.0)	FG% 44.1 3P% 33.6
Assists: Ali Saunders (3.1)	FT% 71.8 RPG 40.0
Steals: Vanessa Shafford (1.7)	Opp. RPG 36.0 APG 13.5
Blocks: Chloe Gannon (0.8)	TPG 16.8 SPG 7.5
Minutes: Vanessa Shafford (29.4)	BPG 2.5

UT MARTIN HEAD COACH: KEVIN MCMILLAN (15TH)

Stat Leaders	Team Stats
Points: Kenley McCarn (16.6)	PPG 63.9 Opp. PPG 64.2
Rebounds: Anaya Brown (8.6)	FG% 43.6 3P% 33.4
Assists: Lexi Rubel (3.9)	FT% 76.5 RPG 33.3
Steals: Morgan Borgstadt (2.1)	Opp. RPG 33.3 APG 12.6
Blocks: Anaya Brown (1.7)	TPG 18.0 SPG 9.0
Minutes: Kenley McCarn (37.3)	BPG 3.2

THE OPENING TIP...

- Southern Indiana begins a four-game road stretch Thursday at 5:30 p.m. against UT Martin. Thursday is the only regular season meeting between USI and UT Martin. Entering Thursday, USI sits in first place in the Ohio Valley Conference standings by three games and has already clinched an OVC Tournament berth.
- USI begins its second road stint in the month of February, which includes six of nine games away from home on the schedule. Southern Indiana split its first road swing of the month, winning 81-72 at Tennessee Tech on February 1 before suffering the first OVC loss for the Screaming Eagles, 65-58, at Tennessee State on February 3.
- Last week, USI bounced back from the loss against the Tigers by sweeping a two-game homestand. The Screaming Eagles defeated Eastern Illinois, 70-60, last Thursday before winning 75-58 on Saturday against SIUE. Saturday's win against SIUE helped USI clinch its first-ever OVC Tournament berth.
- On Saturday, Southern Indiana had a bit of a slow start in the opening quarter against the Cougars, as it was 18-12 USI through one period of play. However, USI found its groove in the second quarter on both ends of the court, outscoring SIUE 23-9 and giving USI the necessary insurance toward the win. USI shot nearly 48 percent compared to SIUE's 30 percent, and USI tallied 36 points off the bench.
- In Saturday's win, freshman forward Chloe Gannon matched a career-high 18 points, while sophomore guard Ali Saunders posted 13 points on a perfect 5-5 shooting from the field. Senior forward Meredith Raley added 10 points.
- Between the two games last week, Raley led the way for USI. The senior forward averaged 16 points and seven rebounds while shooting 10-19 for nearly 53 percent. Raley also recorded four total assists. Last Thursday against Eastern Illinois, Raley matched a season-high 22 points with 12 rebounds for her fourth double-double this season.
- On the season, junior guard Vanessa Shafford paces USI at 14.5 points and eight rebounds per game. Raley and fellow senior forward Madi Webb are second and third on the team in scoring with 12.5 and 10.6 points per game, respectively. As a team, Southern Indiana is averaging 70.5 points on an OVC-best 44.1 percent shooting.

2023-24 SCREAMING EAGLES LINEUP

No.	Name	Ht.	Yr.	Pos.	MIN/G	PPG	RPG	APG	FG%	3P%	FT%
3	Lexie Green	5'10"	Sr.	G	9.8	2.0	1.6	0.4	35.9	30.4	50.0
4	Tori Handley	5'10"	Gr.	G	20.2	4.0	2.3	1.5	33.3	37.5	55.0
10	Kylee Dennis	5'10"	Fr.	G	-	-	-	-	-	-	-
11	Ali Saunders+	5'10"	So.	G	21.3	6.7	2.6	3.2	45.5	40.0	77.8
20	Vanessa Shafford	5'9"	Jr.	G	29.4	14.5	8.0	1.6	44.9	36.3	81.4
21	Addy Blackwell*	5'4"	RSr.	G	18.3	5.3	1.5	1.1	36.6	35.2	88.5
22	Meredith Raley	6'0"	Sr.	F	24.2	12.5	5.9	1.4	46.2	31.7	79.1
25	Madi Webb#	6'2"	Sr.	F/C	24.6	10.6	4.9	1.3	51.8	30.8	58.8
33	Triniti Ralston	5'5"	Fr.	G	17.6	4.0	2.2	1.9	40.8	14.3	77.1
40	Sophia Loden	5'11"	Fr.	G/F	8.9	2.4	2.5	0.2	29.3	21.1	62.5
41	Claudia Gallegos	6'2"	Jr.	F	4.7	1.0	1.0	0.0	28.6	0.0	37.5
44	Lauren Carie	6'2"	Jr.	C	7.1	0.8	1.3	0.6	22.2	0.0	50.0
45	Chloe Gannon	6'2"	Fr.	F/C	22.2	8.8	4.1	0.7	54.3	0.0	67.4

*2022-23 Redshirted, +2022-23 at Valparaiso, #2022-23 at SIUE

NUMERICAL ROSTER

No.	Name	Pos.	Ht.	Cl.	Hometown/Previous School
3	Lexie Green	G	5'10"	Sr.	Indianapolis, Ind./Southport HS
4	Tori Handley	G	5'10"	Gr.	Jeffersonville, Ind./SIU Edwardsville
10	Kylee Dennis	G	5'10"	Fr.	Lexington, Ky./Sayre HS
11	Ali Saunders	G	5'10"	So.	Depauw, Ind./Valparaiso
20	Vanessa Shafford	G	5'9"	Jr.	Linton, Ind./Linton-Stockton HS
21	Addy Blackwell	G	5'4"	R-Sr.	Bloomington, Ind./Bloomington South HS
22	Meredith Raley	F	6'0"	Sr.	Haubstadt, Ind./Gibson Southern HS
25	Madi Webb	F/C	6'2"	Sr.	Bedford, Ind./SIU Edwardsville
33	Triniti Ralston	G	5'5"	Fr.	Louisville, Ky./Sacred Heart Academy
40	Sophia Loden	G/F	5'11"	Fr.	Mascoutah, Ill./Mascoutah HS
41	Claudia Gallegos	F	6'2"	Jr.	Naperville, Ill./Neuqua Valley HS
44	Lauren Carie	C	6'2"	Jr.	Vincennes, Ind./Vincennes Rivet HS
45	Chloe Gannon	F/C	6'2"	Fr.	Manchester, Tenn./Coffee County Central HS

COACHING STAFF

Head Coach: Rick Stein (25th year)

Associate Head Coach: Randa Gatling (25th year),

Assistant Coaches: Emma DeHart (2nd year), Ashley Johnson (1st year)

Manager: Mason Auker

MEDIA ROSTER




#3 Lexie Green
Sr. | 5'10" | G
Indianapolis, Ind.



#4 Tori Handley
Gr. | 5'10" | G
Jeffersonville, Ind.



#10 Kylee Dennis
Fr. | 5'10" | G
Lexington, Ky.



#11 Ali Saunders
So. | 5'10" | G
Depauw, Ind.



#20 Vanessa Shafford
Jr. | 5'9" | G
Linton, Ind.




#21 Addy Blackwell
R-Sr. | 5'4" | G
Bloomington, Ind.



#22 Meredith Raley
Sr. | 6'0" | F
Haubstadt, Ind.



#25 Madi Webb
Sr. | 6'2" | F/C
Bedford, Ind.




#33 Triniti Ralston
Fr. | 5'5" | G
Louisville, Ky.



#40 Sophia Loden
Fr. | 5'11" | G/F
Mascoutah, Ill.



#41 Claudia Gallegos
Jr. | 6'2" | F
Naperville, Ill.



#44 Lauren Carie
Jr. | 6'2" | C
Vincennes, Ind.



#45 Chloe Gannon
Fr. | 6'2" | F/C
Manchester, Tenn.



WE ARE "USI"

The athletic teams representing the University of Southern Indiana are referred to as "Southern Indiana" or "USI" in all instances. "Screaming Eagles" is preferred on first reference, then "Eagles" thereafter.

QUICK FACTS

General

Location: Evansville, IN
Established: 1965
Enrollment: 9,758
Colors: Red, Blue, and White
President: Dr. Ronald Rochon
Athletic Director: Jon Mark Hall
Division: NCAA I
Conference: Ohio Valley Conference

History

First yr. of Basketball: 1975-76
Overall All-Time record: 746-574 (.565)
Yrs. in NCAA Tournament/last: 12/2022
Last post-season opponent: Walsh
Last Result: L 63-75
GLVC Championships/Last: 9/2022
NCAA II Regional Championships/Last: 2/2001

Coaching Staff

Head Coach: Rick Stein
Alma mater, yr.: Southern Indiana, '92
Record at USI: 439-260 (25 years)
Career record: Same
GLVC record: 243-175 (23 years)
OVC record: 17-13 (2 years)

2022-23 Team Information

Overall record: 12-17
Home record: 8-6
Road record: 4-11
Neutral site record: 0-0
Conference record: 6-12 (9th)
OVC Tournament: N/A

2023-24 Roster Information

Starters returning/lost: 3/2
Letterwinners returning/lost: 8/6
Newcomers: 6 (4 Freshmen & 2 Transfers)

ROSTER BY CLASS

Fifth-Year Seniors

#4 Tori Handley

Redshirt-Senior

#21 Addy Blackwell

Seniors

#3 Lexie Green

#22 Meredith Raley

#25 Madi Webb

Juniors

#20 Vanessa Shafford

#41 Claudia Gallegos

#44 Lauren Carie

Sophomores

#11 Ali Saunders

Freshmen

#40 Sophia Loden

#10 Kylee Dennis

#45 Chloe Gannon

#33 Triniti Ralston

PRONUNCIATIONS

4 Tori Handley (Hand-lee)

10 Kylee Dennis (Kye-lee)

11 Ali Saunders (Sawn-ders)

20 Vanessa Shafford (Shaff-erd, like Stafford)

22 Meredith Raley (Ray-lee)

40 Sophia Loden (Low-den)

41 Claudia Gallegos (Gah-yay-goes)

44 Lauren Carie (Care-ee)

COACHING STAFF

RECORD BREAKDOWN



Head Coach Rick Stein

Vitals: 25th Year

Career Record: 439-260 (.628)

OVC Record: 17-13 (.567)

GLVC Record: 253-175 (.591)

Alma Mater: Southern Indiana '92

Pronunciation: Styne

Awards: 3-time GLVC Coach of the Year (2001, 2017, 2018)

Accomplishments: NCAA II Elite Eight Participant, 8 NCAA II Tournament appearances, 2 GLVC Regular Season Championships, 2 GLVC Tournament Championships

Notes

- Served as an assistant coach for eight seasons (1991-99) and helped USI toward being an NCAA II Tournament finalist and the first perfect season in GLVC history (20-0) in 1997.
- After taking over as head coach in 1999-2000, Stein led USI to 2001 and 2002 GLVC Tournament titles, which included an NCAA II Elite Eight for the second time in USI history in 2001.
- Coached three all-americans as USI head coach and three as an assistant coach
- Became program's all-time winningest coach in USI's 80-75 win over Wayne State December 29, 2008.
- Recorded 200th win when USI defeated Lewis, 60-58, January 27, 2011.
- Recorded 300th win when USI defeated William Jewell, 57-39, January 5, 2017.
- Recorded 400th win when USI defeated Illinois Springfield, 88-80, January 20, 2022.
- In 32 seasons as an assistant coach and head coach for USI women's basketball, he has had a hand in 598 of the program's 746 victories (80.2 percent of USI's all-time wins).

Head Coach Rick Stein (25th Year)		
USI/career record	439-260	(.628)
OVC record	17-13	(.567)
GLVC record	253-175	(.591)
Home record	264-96	(.733)
Road record	132-131	(.502)
Neutral record	43-33	(.566)
Midwest Region record	328-213*	(.606)
*Only includes record against MW Region teams; not reciprocal opponents that count as region games (i.e. Lincoln Memorial).		

Coach Stein vs. GLVC Opponent		
Drury	4-19	(.182)
Illinois Springfield	23-0	(1.000)
Indianapolis	22-20	(.524)
Lewis	17-25	(.405)
Lindenwood	4-0	(1.000)
Maryville	10-1	(.909)
McKendree	14-1	(.933)
Missouri S&T	8-11	(.421)
Missouri-St. Louis	27-6	(.818)
Quincy	14-21	(.400)
Rockhurst	17-4	(.810)
Southwest Baptist	4-0	(1.000)
Truman State	7-5	(.583)
William Jewell	9-3	(.750)

Coach Stein vs. OVC Opponent		
Eastern Illinois	1-2	(.333)
Lindenwood	7-0	(1.000)
Little Rock	1-2	(.333)
Morehead State	2-1	(.667)
SIU Edwardsville	12-10	(.545)
Southeast Missouri	2-1	(.667)
Tennessee State	2-2	(.500)
Tennessee Tech	2-2	(.500)
UT Martin	0-2	(.000)
Western Illinois	2-0	(1.000)

Stein through the Years

Year	Overall	Conf.	Conf. Tournament
1999-00	15-12	10-10 (6th)	GLVC Berth
2000-01	28-4	17-3 (t-1st)	GLVC Champions
2001-02	27-6	16-4 (2nd)	GLVC Champions
2002-03	8-19	6-14 (9th)	N/A
2003-04	20-10	12-8 (t-5th)	GLVC Semifinalist
2004-05	14-14	7-13 (t-7th)	GLVC Berth
2005-06	15-15	7-12 (t-5th West)	N/A
2006-07	16-12	10-9 (t-3rd West)	GLVC Berth
2007-08	10-17	5-14 (5th West)	N/A
2008-09	14-13	6-11 (4th West)	N/A
2009-10	22-9	13-5 (t-2nd East)	GLVC Berth
2010-11	16-11	12-6 (1st East)	GLVC Berth
2011-12	9-17	3-15 (8th East)	N/A
2012-13	17-10	9-9 (t-5th East)	GLVC Berth
2013-14	19-9	12-6 (3rd East)	GLVC Berth
2014-15	25-7	15-3 (2nd East)	GLVC Finalist
2015-16	14-13	7-11 (t-4th East)	GLVC Berth
2016-17	24-5	16-2 (1st East)	GLVC Berth
2017-18	26-5	16-2 (1st East)	GLVC Finalist
2018-19	20-9	13-5 (t-3rd)	GLVC Berth
2019-20	18-9	14-6 (t-2nd)	GLVC Berth
2020-21	11-5	11-5 (1st East)	GLVC Berth
2021-22	23-6	16-2 (1st East)	GLVC Semifinalist
2022-23	12-17	6-12 (t-8th)	N/A
2023-24	16-6	11-1	
25 years	439-260	270-188	

Associate Head Coach Randa Gatling

Vitals: 25th Year

Alma Mater: Southern Indiana '99

Pronunciation: Ran-duh

Assistant Coach Emma DeHart

Vitals: 2nd Year

Alma Mater: Southern Indiana '22

Pronunciation: Duh-Hart

Assistant Coach Ashley Johnson

Vitals: 1st Year

Alma Mater: Southern Indiana '20

Records when the Screaming Eagles are:

	In 2023-24	Under Stein	In 2022-23
Playing at home	12-2	264-96	8-6
-Screaming Eagles Arena	12-2	47-15	8-6
-Physical Activities Center	N/A	217-81	N/A
Playing on the road	4-4	132-131	4-11
Playing at a neutral site	0-0	43-33	0-0
Playing at night	11-3	251-152	7-9
Playing during the day	5-3	188-108	5-8
Playing on Monday	1-1	25-9	1-0
Playing on Tuesday	0-0	30-5	0-1
Playing on Wednesday	0-1	16-9	2-1
Playing on Thursday	7-0	129-87	2-7
Playing on Friday	2-1	33-22	1-0
Playing on Saturday	4-1	166-109	6-7
Playing on Sunday	2-2	40-19	0-1
Playing in October	0-0	1-1	0-0
Playing in November	3-2	101-27	3-2
Playing in December	4-3	90-41	4-4
Playing in January	6-0	117-94	2-6
Playing in February	3-1	114-77	3-5
Playing in March	0-0	16-20	0-0
Leading at the half	13-0	364-57	12-4
Trailing at the half	3-6	62-195	0-12
Tied at the half	0-0	13-8	0-1
Playing in overtime	0-0	13-11	0-1
Outshooting opponent	16-2	356-44	12-4
Being outshot by opponent	0-4	82-216	0-13
Tie in shooting percentage	0-0	1-0	0-0
Shooting 50% or better	3-0	101-9	2-0
Shooting less than 50%	13-6	338-250	10-17
Outrebounding opponent	14-2	291-91	12-8
Being outrebounded	1-4	116-157	0-9
Tied in rebounding	1-0	32-12	0-0
Opponent has more turnovers	6-2	329-104	7-4
USI has more turnovers	6-4	86-138	1-12
Teams were tied in turnovers	4-0	24-18	4-1
USI scores under 70 points	4-5	104-198	5-16
USI scores 70-79 points	7-1	148-43	3-1
USI scores 80-89 points	5-0	122-15	3-0
USI scores 90-99 points	0-0	49-1	1-0
USI scores 100 or more points	0-0	17-2	0-0
USI vs. Division I Teams	14-6	23-23	9-17
USI vs. Division II Teams	0-0	374-235	0-0
USI vs. Division III Teams	0-0	1-0	0-0
USI vs. NAIA	2-0	40-2	3-0
USI vs. USCAA	0-0	1-0	0-0
USI vs. Midwest Region Teams	0-0	328-213	0-0
USI vs. conf. teams	11-1	283-206*	6-12
USI vs. non-conf. teams	5-5	156-54	6-5
USI vs. Power-5 teams	0-3	0-3	0-0
USI vs. Top 25 (Either Poll)	0-0	28-62	0-0
-USI vs. WBCA Top 25	0-0	26-61	0-0
-USI vs. D2SIDA Media Top 25	0-0	6-22	0-0
USI vs. D-II No. 1 ranked team	0-0	1-4	0-0
USI vs. CollegeInsider Mid-Major Top 25 ...	0-0	0-3	0-3

*Includes OVC, GLVC & NCAA II Tournament games

USI NOTES

10-game win streak summary

- Between December 22 and February 1, USI Women's Basketball won 10 consecutive games, including nine straight to begin the Ohio Valley Conference season.
- At the time, the 10 wins in a row and nine in the OVC ranked among the top 10 best winning streaks in the nation. The streak allowed USI to surpass its 2022-23 overall and conference win totals.
- The overall and conference winning streak was a program best since the 2017-18 campaign while USI was in the Great Lakes Valley Conference of D-II and won 13 in a row. Plus, the nine consecutive victories to begin the OVC slate was USI's best start to a conference schedule since 1996-97, when the Screaming Eagles went 30-2 overall, 20-0 in the GLVC, and was an NCAA II National Finalist.

Caught in the Webb

- Senior forward **Madi Webb** has been stellar in USI's frontcourt this season, which was evidenced with a career night on January 18 against Little Rock. Webb posted career highs with 22 points, 11 rebounds, and 33 minutes played against the Trojans. Webb led all scorers in the contest.
- The 22 points and 11 boards marked Webb's second consecutive double-double, her only ones of the season, and her third career double-double. Webb had 18 points and 10 rebounds the week before in her return at SIUE.
- Webb is third on the team in scoring at 10.6 points per game and second in field goal percentage at nearly 52 percent. Webb leads the OVC with a 54.5 shooting percentage in conference-only games.

Raley on a roll

- Senior forward **Meredith Raley** has been on a roll lately, scoring 10-plus in 11 of the last 13 games, including four 20-point outings. Raley also recorded two consecutive double-doubles in USI's wins against Tennessee Tech and at SIUE, and she recently matched a season-high 22 points with 12 rebounds on February 8 against Eastern Illinois.
- Raley tallied a game-high 18 points on January 20 against Morehead State to reach a career milestone of 1,000 points, becoming the 21st USI Women's Basketball player to reach the 1,000-point mark.
- Since December 22, Raley is averaging 14.5 points and 7.3 rebounds per game, shooting 49 percent from the floor and nearly 80 percent at the charity stripe.

Shafford getting it done on both ends of the court

- Junior guard **Vanessa Shafford** is once again showcasing her versatility on both ends of the court this season following a strong 2022-23 season offensively and defensively.
- So far, Shafford is pacing Southern Indiana with 14.5 points, eight rebounds, and 1.7 steals per game. While the guard's scoring and shooting stands out routinely, her performance defensively is also just as productive.
- On the offensive end, Shafford ranks seventh in scoring in the Ohio Valley Conference and fourth in field goal percentage at 44.9 percent. Once again, Shafford is active on the glass, as her eight boards per game rank fifth in the OVC.
- Shafford recently had a double-figure scoring streak snapped on February 10 against SIUE. Prior to that game, Shafford had scored 10-plus in 19 consecutive games. The guard averaged 15.5 points per outing during the streak.
- Last season, Shafford scored 10 or more points in 22 games, including ten straight games between December 21 and January 26. Shafford was inside the top-five in the nation in three-point shooting, connecting from three at 46.8 percent. Shafford also paced USI at 7.1 rebounds per game. She secured 10 or more rebounds in seven games last season.

Seeing double-doubles

- In Southern Indiana's 69-66 home win against Tennessee Tech on January 6, the Screaming Eagles had two players post double-doubles. Junior guard **Vanessa Shafford** tallied 16 points and a career-best 15 rebounds, while senior forward **Meredith Raley** accounted for 12 points and 10 boards.
- In the next game at SIUE on January 11, USI captured an 87-64 road win behind double-doubles from its senior forwards. **Madi Webb** posted 18 points and 10 rebounds while Meredith Raley tallied 13 points and 11 boards.
- On February 8, USI claimed a 70-60 home win behind another pair of double-doubles. Meredith Raley registered 22 points and 12 rebounds and Vanessa Shafford accounted for 13 points and 10 caroms.

Saunders named OVC Newcomer of the Week

- Sophomore guard **Ali Saunders** was named OVC Newcomer of the Week on January 30. Saunders earned the honor after posting a season-best 14 points with five rebounds and matched a season-best seven assists against Western Illinois on January 25.
- Saunders hit timely three-pointers as well, finishing with four total makes from long range. The guard shot 5-7 overall for over 71 percent from the floor in her fifth start of the season.

Shafford named OVC co-Player of the Week

- Junior guard Vanessa Shafford was named OVC co-Player of the Week on January

- 9. In earning the honor, averaged a double-double in two games the previous week, registering 21 points and 12 rebounds per game. The junior also shot efficiently over 46 percent overall and 50 percent from long range.
- Shafford began the week with a career-high 26 points with six made triples against Tennessee State before notching a double-double of 16 points and a career-best 15 rebounds against Tennessee Tech.

Saunders steps up against Tennessee Tech

- In USI's 69-66 home win against Tennessee Tech on January 6, sophomore guard **Ali Saunders** stepped up in a huge way for the Screaming Eagles. Saunders made her first start of the season in place of graduate guard Tori Handley, who missed the game due to injury.
- Playing a team season-high 38 minutes for USI, Saunders posted a season-best 12 points with five arounds and a career-high seven assists. The seven assists were the most by a USI player since Soffia Rieckers had seven helpers against Southeast Missouri in December 2022.
- Not only was Saunders' stat line impressive in an all-around performance, but the sophomore guard extended USI's late three-point lead to two possessions by draining a clutch three-pointer with 30 seconds left on the clock.

Lucky '13' for Gannon

- Between December 17 and December 29, freshman forward **Chloe Gannon** scored exactly 13 points in three consecutive games.
- Gannon first posted 13 points on December 17 when USI hosted Big 12 Cincinnati. Gannon then matched it in the two following matchups against Brescia (KY) and at Southeast Missouri.
- At the time, the 13 points were the most by a USI freshman since Vanessa Shafford had 15 points against Rockhurst in February 2022. Gannon has since surpassed her own freshman marks, renewing her career high with 18 points on two occasions.
- Gannon's three-game stretch of 13 points was also the first time a USI player scored the same exact points total of 10 or more in three straight games since Ariel Barnes did so as a junior during the 2012-13 season. Barnes just so happened to also score 13 points in three consecutive games between January 31 and February 7 of 2013.

Blackwell returns in 2023-24

- Redshirt senior guard **Addy Blackwell** missed all of the 2022-23 season while recovering from offseason injuries that required surgery. Last season, she was able to learn and see a different perspective from the sideline while still exemplifying her leadership.
- Prior to her injury, Blackwell was one of USI's top offensive threats in 2021-22 as the floor general. During the 2021-22 campaign, Blackwell averaged just over nine points per game while shooting nearly 41 percent overall (67-165). She was also one of USI's top three-point threats at 44 percent (47-107) from beyond the arc.
- Coming back into the starting lineup in 2023-24, Blackwell is tallying 5.3 points per game and is shooting nearly 37 percent overall and 35 percent from beyond the arc.

USI establishing post presence with new faces

- At the end of the 2022-23 season, USI lost one of its best inside players in Hannah Haithcock, who graduated to pursue her master's degree. Haithcock led the squad at 14.8 points per game and was second in rebounding with 6.5 caroms per outing. Haithcock ranked among the top of Ohio Valley Conference in both categories and was an All-OVC First Team selection.
- This season, USI has used a combination of new faces to try and fill that void down in the post, led by senior transfer forward **Madi Webb**. After spending three seasons at SIUE, Webb has improved her points and rebounds production in a USI uniform. Webb is third on the team with 10.6 points per game and is third with 4.9 rebounds per game. She is shooting a 51.8 percent from the floor, second best on the team. Webb leads the OVC with a 54.5 field goal percentage in conference-only games. She set career marks with 22 points and 11 rebounds on January 18 against Little Rock.
- Also contributing to USI's inside presence is freshman forward **Chloe Gannon**. Gannon is off to a solid start in her USI career. The freshman is averaging 8.8 points and 4.1 rebounds per contest, while shooting a team-best 54.3 percent from the field. Gannon scored 13 points in three consecutive games between December 17 and December 29, and she has posted a career-best 18 points twice in OVC play.

USI versus D-I teams in nonconference

- USI went 3-5 against Division I teams in the non-conference season, averaging 63.3 points per game. Junior guard **Vanessa Shafford** led the Screaming Eagles with 15 points per outing. Behind her were senior forwards **Madi Webb** and **Meredith Raley** at nine points per contest. Shafford also paced the squad with an average of 7.9 rebounds and 11 total steals.

Handley nets career high against Murray State

- Graduate guard **Tori Handley** caught fire late in USI's game against Murray State on December 1, leading to a new career-high 16 points in 32 minutes.
- Most of Handley's scoring damage was done in the second half, and more specifically, in the fourth quarter with 12 of the 16 points.
- The new career-best 16 points surpassed Handley's previous mark of 15 that she set

USI NOTES

during her freshman campaign at SIUE. It was also Handley's first double-digit game of the season and only her fifth such game at USI.

Shafford's Double-Double Deep Dive against NIU

- On November 16, junior guard **Vanessa Shafford** recorded her sixth career double-double in USI's 66-60 win against Northern Illinois. She led the way with 21 points, which was three off a career high, and 14 rebounds.
- At the time, the scoring performance was her 30th career double-figure game and fifth outing in a USI uniform scoring 20 or more. The rebounding effort was her eighth career double-digit game on the glass.
- The 21 points and 14 rebounds against Northern Illinois was also Shafford's third career double-double of tallying at least 20 points and 10 rebounds. In 2022-23, Shafford posted 21 points and 11 rebounds twice, achieving the feat against Bowling Green and Tennessee Tech last season.

Scoring Balance in Season-Opening Win

- The Screaming Eagles opened the 2023-24 season with a 67-63 home win against Wright State on November 6. The win moved USI to 29-20 in season openers since 1975-76 and to 31-13 in home openers since 1980-81.
- In the winning effort, USI showcased balanced scoring on the offensive end. Eight USI players played 10 or more minutes and scored at least five points in a balanced scoring effort.
- Leading the scoring effort was senior transfer forward **Madi Webb**, who posted 13 points in her USI debut, including nine second-half points toward her second career double-figure performance.

Preseason Projections and Selections

- Southern Indiana was projected sixth in the 2023-24 Ohio Valley Conference Preseason Poll with 104 points.
- Senior forward **Meredith Raley** was named to the Preseason All-OVC team. Last season, Raley averaged 13.3 points per game, 4.6 rebounds per game, and shot 47.8% (133-278) from the floor. She also connected at the free throw line at an 80.6% (87-108) clip and recorded 2.1 assists per game. The Haubstadt, Indiana native won OVC Player of the Week honors twice during the 2022-23 season. Raley made 22 starts in 28 appearances last season.
- Junior guard **Vanessa Shafford** was also named to the Preseason All-OVC team. In 2022-23, Shafford started all 29 games and led the team in minutes played. Shafford posted 13.0 points per game and led the squad with 7.1 rebounds per contest, which was third in the OVC. She was second on the team with 2.2 assists and tied for a team-high 1.7 steals per outing. Shafford shot 44.2 percent (134-303) overall, and she ranked first in the OVC and fourth nationally in three-point percentage at 46.8 percent (66-141).

The 2023-24 Non-Conference Schedule

- Taking a look at USI's 2023-24 non-conference schedule, the Screaming Eagles played seven of 10 out-of-conference matchups at home inside Screaming Eagles Arena, including a December 17 contest against Big 12 Conference-opponent Cincinnati.
- Last season, when Cincinnati was an American Athletic Conference member, USI fell at Cincinnati, 99-57. Even though the Big East Conference is not considered to be a "Power-5" conference, USI played at Butler last season, coming up short 58-48.
- In addition to the home meeting against Cincinnati this season, USI had two other "P-5" opponents on the schedule. Southern Indiana traveled to face Southeastern Conference-opponent Missouri on November 20 and visited Big Ten Conference-opponent Purdue on November 26.

USI signs Sepulveda during early signing period for 2024-25

- USI Women's Basketball signed 5'10" combo guard Lexi Sepulveda during the early signing period for 2024-25. Sepulveda is from Bolingbrook, Illinois and out of Plainfield East High School.
- Sepulveda was a McDonald's All-American nominee in 2023-24 as a senior.
- As a junior in 2022-23, Sepulveda averaged 22.7 points, 4.8 rebounds, 3.1 steals, and 2.3 assists. Her squad won 22 games last year. Additionally, Sepulveda surpassed 1,000 high school career points last season as a junior. She earned all-state and all-conference accolades at the end of last season.

2022-23: A new experience for USI Women's Basketball

- The Screaming Eagles faced new challenges in 2022-23, making their debut at the NCAA Division I level and as an Ohio Valley Conference member. Southern Indiana faced 10 new, first-time opponents last season, going 4-11 in those games.
- With those new challenges also came an unfamiliar sight in recent history for the program. With a 12-17 overall record, USI went below .500 for the first time since 2010-11, as USI had 10 straight winning seasons before last year. Overall, USI has had 34 winning seasons in program history.
- 13 of USI's winning seasons have been 20-plus win seasons, including four of the last six full seasons and five of the last eight (negates 2020-21 due to COVID-shortened season).
- Since 1994-95, when USI had its first 20-win season, Southern Indiana has racked

up 545 total wins at an average of 18.2 wins per season.

USI's 2022-23 success at the foul line

- USI was the best in the OVC and among the best in the nation in free-throw shooting last season. USI was second in the OVC with a 77.4 free throw percentage, sitting second in free throws made and fifth in attempts. USI was inside the top-30 in the nation in free throw percentage.
- On February 9 at Tennessee Tech, USI went a perfect 18-18 at the charity stripe. It had been the first time USI went perfect at the line since going 11-11 against McKendree on January 17, 2022. It was the first time USI went perfect at the stripe with at least 15 attempts since going 22-22 against St. Joseph's (IN) on January 16, 2014.

Raley named OVC Player of the Week twice in 2022-23

- Senior forward **Meredith Raley** was a two-time OVC Player of the Week in 2022-23. Raley earned the accolade on December 13 after averaging 14 points and 9.5 boards per contest in two games at Butler and Eastern Michigan. A stellar performance of 17 points and 16 rebounds at Eastern Michigan on December 10 highlighted the week. Raley's second career double-double marked the first time a Screaming Eagle pulled down 15 or more rebounds in a game since Kacy Eschweiler tallied 22 rebounds against Ferris State University on November 16, 2018.
- Raley was named OVC co-Player of the Week on November 29. In earning the honor, Raley scored 23 points on November 23 against Bethel University (Ind.), hitting the 20-point plateau for the first time.

USI Women's Basketball alum on the bench

- Besides Head Coach Rick Stein being a Southern Indiana alum (class of '92), his assistant coaches are also graduates of USI. Associate Head Coach Randa Gatling was a graduate in 1999, assistant Emma DeHart graduated in 2022, and newest assistant Ashley Johnson graduated in 2020.
- Randa Gatling was a member of the 1997 NCAA Division II national finalist team, which was inducted into the USI Athletic Hall of Fame in 2012. Her play helped the Eagles to NCAA II Tournament appearances in 1995, 1996, 1997, and 1998 as well as GLVC championships in 1995, 1997, and 1998. She was the team captain in 1997-98. The Eagles were a dominating 100-16 (.862), including an amazing 67-9 (.881) in the GLVC, during Gatling's four years in an Eagle uniform.
- Emma DeHart joined the staff following her USI playing career from 2017-22. DeHart was a three-time All-GLVC honoree and five-time Academic All-GLVC member while playing for the Screaming Eagles under Stein. She finished her career ranked No. 1 all-time at USI in games played (126), No. 2 in three-point field goals attempted (433), No. 8 in free throws made (296) and three-point field goals made (127), No. 9 in free throws attempts (389), No. 12 in scoring (1,189) and assists (230).
- Ashley Johnson played for Southern Indiana from 2017-20. Johnson finished her career ranked No. 11 all-time at USI with 236 career assists, tied for No. 12 with 155 steals, and No. 39 with 677 career points. In three seasons in a USI uniform, Johnson made 51 starts in 86 appearances. Plus, Johnson collected Academic All-GLVC honors while with the Screaming Eagles. In her senior season in 2019-20, Johnson was arguably one of the top point guards in the Great Lakes Valley Conference, earning first-team All-GLVC honors.

USI's Overtime Record

- Southern Indiana is 18-13 all-time in overtime games. USI last played in overtime in 2022-23 against Eastern Illinois University, losing 67-62. The previous overtime contest before that was in 2021-22 at Cedarville University, losing 88-82. The last time USI had multiple overtime games in a season was 2015-16. The last multi-overtime game for USI was a 101-100, triple-overtime loss against the University of Indianapolis in 2010-11.

Magic mark of 75

- The Eagles are 452-79 (.851) all-time when scoring at least 75 points. USI is 325-30 (.915) since 1996-97 when reaching the 75-point plateau.

Record watch

- Senior forward Meredith Raley is 16th all-time on USI's all-time scoring list (1,078), while junior guard Vanessa Shafford is 24th (877). Redshirt senior guard Addy Blackwell is 48th on USI's all-time scoring list (606).

Gatling 500

- USI Associate Head Coach Randa Gatling also hit a milestone when Head Coach Rick Stein earned his 400th career win in 2021-22. Gatling, who has been on the bench for all of Stein's wins, picked up her 500th career win, including her 100 wins as a player at USI. Currently, Gatling has 539 wins overall as a player and assistant coach at USI.

OVC PRESEASON POLL

- 2023-24 OVC Preseason Poll
(voted on by coaches and communication directors)
1. Tennessee Tech (16 first-place votes) - 196 points
 2. Little Rock (5 first-place votes) - 184 points
 3. Eastern Illinois (1 first-place vote) - 157 points
 4. UT Martin - 135 points
 5. Southeast Missouri - 125 points
 6. Southern Indiana - 104 points
 7. SIUE - 89 points
 8. Tennessee State - 75 points
 9. Morehead State - 64 points
 10. Western Illinois - 49 points
 11. Lindenwood - 32 points

2023-24 Preseason All-OVC Team
Veronica Charles, Morehead State
Anna Deets, Western Illinois
Jalayah Green, Southeast Missouri
Tia Harvey, Little Rock
Faith Lee, Little Rock
Shae Littleford, UT Martin
Macy McGlone, Eastern Illinois
Miah Monahan, Eastern Illinois
Maaliya Owens, Tennessee Tech*
Meredith Raley, Southern Indiana
Vanessa Shafford, Southern Indiana
KK Rodriguez, SIUE
Anna Walker, Tennessee Tech
*Preseason OVC Player of the Year

STANDINGS (THROUGH 2/13/2024)

Ohio Valley Conference	OVR	CON	STRK	NET RK
Southern Indiana	16-6	11-1	W2	188
Little Rock	9-14	8-4	W1	229
Western Illinois	16-7	7-5	W1	234
Morehead State	12-11	7-5	L1	232
UT Martin	10-13	7-5	L1	218
Eastern Illinois	10-15	7-5	W1	267
Tennessee Tech	12-12	7-6	W3	210
Southeast Missouri	7-16	4-8	W1	302
Lindenwood	6-16	4-8	L1	325
Tennessee State	7-16	4-9	L3	306
SIUE	4-21	1-11	L3	320

USI COMMUNICATIONS

USI Athletics Social Media

X: @USIAthletics

Facebook: USI Athletics

Instagram: @usiathletics

Team Social Media

X: @usiwbb

Facebook: USI Women's Basketball

Instagram: @usi.wbb



STATS

USI IN THE STATISTICAL RANKINGS

Below is a look at how USI stacks up against the rest of the OVC & NCAA Division I (through 2/13/2024).

Category	NCAA*	OVC	Value
Assist/Turnover Ratio	186	6	0.8
Assists	186	6	296
Assists Per Game	145	6	13.5
Blocked Shots	266	8	55
Blocks Per Game	237	8	2.5
Defensive Rebounds Per Game	31	2	28.9
Field Goal Pct	61	1	44.1
Field Goal Pct Defense	18	1	36.2
Free Throw Attempts	238	10	348
Free Throws Made	227	10	250
Free Throw Pct	141	7	71.8
Offensive Rebounds Per Game	203	6	11.0
Rebound Margin	85	3	4.0
Rebounds	137	5	879
Rebounds Per Game	53	3	40.0
Scoring Defense	156	2	63.2
Scoring Margin	92	2	7.3
Scoring Offense	97	2	70.5
Steals	232	9	165
Steals Per Game	188	8	7.5
3-Pt FG Defense	64	2	28.4
3-Pt FG Attempts	177	7	444
3-Pt FG Made	135	5	149
3-Pt FG Per Game	105	5	6.8
3-Pt FG Pct	81	3	33.6
Turnover Margin	229	8	-1.0
Turnovers Forced	241	11	348
Turnovers Forced Per Game	191	7	15.8
Turnovers	176	4	370
Turnovers Per Game	225	5	16.8

*Unofficial, USI does not qualify for NCAA statistical rankings as a reclassifying program that is transitioning to NCAA Division I.

MID-MAJOR TOP-25 RANKINGS (2/13/2024)

	Team	Record	Points	Prv.	Conf.
1	Gonzaga (31)	24-2	775	1	WCC
2	Princeton	18-3	739	2	Ivy
3	FGCU	21-4	705	4	ASUN
4	Toledo	18-4	667	5	MAC
5	Ball St.	21-3	639	3	MAC
6	Middle Tennessee	18-4	573	9	CUSA
7	Fairfield	20-1	545	8	MAAC
8	Drake	18-5	503	11	MVC
9	Cleveland St.	21-4	471	10	Horizon
10	Belmont	17-6	444	6	MVC
11	Chattanooga	21-3	443	12	Southern
12	Stony Brook	19-3	438	7	CAA
13	Green Bay	19-5	437	13	Horizon
14	South Dakota St.	18-5	404	14	Summit
15	Grand Canyon	20-4	382	15	WAC
16	Columbia	16-5	316	16	Ivy
17	California Baptist	20-3	268	17	WAC
18	Jackson St.	15-6	253	18	SWAC
19	Norfolk St.	16-5	204	19	MEAC
20	Albany	20-3	150	20	America East
21	Marshall	17-6	120	22	Sun Belt
22	Northern Arizona	18-6	119	25	Big Sky
23	James Madison	17-8	97	21	Sun Belt
24	Old Dominion	17-6	64	NR(31)	Sun Belt
25	Santa Clara	19-7	54	NR(30)	WCC

OTHERS RECEIVING VOTES: North Carolina A&T 42, Missouri State 38, Eastern Washington 33, Kent State 31, Troy 30, Portland 19, Bowling Green 12, Lamar 12, Central Arkansas 9, Sacred Heart 8, UC Irvine 7, Charleston 6, Murray State 4, North Dakota State 3, **Southern Indiana 3**, Harvard 2, Illinois State 2, Manhattan 2, Southeastern Louisiana 2.

LAST GAME OUT RECAP

EVANSVILLE, Ind. – University of Southern Indiana Women's Basketball clinched its first-ever Ohio Valley Conference Tournament berth inside Screaming Eagles Arena on Saturday night behind a 75-58 victory against Southern Illinois University Edwardsville.

After missing out on the OVC's postseason field of eight last season due to a tiebreaker, Southern Indiana became the first OVC program to claim its spot this season with its league-leading 11-1 conference record. Saturday's win pushed USI's overall record to 16-6. Following Saturday's results, USI holds a three-game first-place lead in the conference standings. Additionally, Southern Indiana swept its pair of home games this week, marking the sixth OVC weekly sweep for the Eagles this season.

Saturday was Homecoming and Hall of Fame Night at Screaming Eagles Arena, and on an evening of celebration and welcoming back alumni, Southern Indiana got its largest crowd of the season excited right away. In fact, the 2,000-plus crowd was a Screaming Eagles Arena record for a USI Women's Basketball game since its opening in 2019-20. USI started the game with back-to-back three-pointers within the first minute of action. USI led 8-0 before SIUE got on the scoreboard. Senior forward Meredith Raley (Haubstadt, Indiana) had a fast start for the Screaming Eagles, scoring seven of USI's first 10 points. The offense then cooled as the Eagles led 12-4 with 4:30 left on the clock in the opening quarter. Southern Indiana grabbed an 18-12 lead at the end of the first quarter off a buzzer-beating jumper by junior guard Vanessa Shafford (Linton, Indiana).

Defenses continued to make things tough for both offenses in the early minutes of the second period. However, Southern Indiana got the offense rolling by using its size advantage inside to add to its lead. Raley reached the 10-point mark just 13 minutes into the first half. Shafford drained a jumper to put USI up by double digits, 25-14, three minutes into the second quarter. Southern Indiana produced two double-figure runs that allowed the Screaming Eagles to build a sizable lead. Freshman forward Chloe Gannon (Manchester, Tennessee) paced the charge by the Eagles with 10 second-quarter points, as USI outscored the Cougars 23-9 and shot nearly 70 percent in the second frame to take a 41-21 halftime advantage.

Out of the intermission, it took nearly four minutes for Southern Indiana to find the bottom of the net, but back-to-back triples did the trick. Sophomore guard Ali Saunders (Depauw, Indiana) drained one of the treys before stroking through a mid-range jumper to give USI a 21-point lead, 49-28, midway into the third quarter. The Screaming Eagles tacked on to their lead with another pair of threes from Saunders and graduate guard Tori Handley (Jeffersonville, Indiana).

Southern Indiana's defense also remained tough, as USI held SIUE to 3-15 for 20 percent shooting for the third straight quarter. The Eagles carried a 59-31 lead to the fourth stanza.

In the first portion of the fourth quarter, Saunders canned another three, while Gannon added to her solid game. Gannon reached 18 points in the fourth, matching a career best. Southern Indiana led by more than 30 in the middle of the period, but the Cougars did not go quietly. SIUE shot for 60 percent and connected five times from long range in the fourth.

For the game, Southern Indiana was 28-59 for 47 percent shooting, knocking down eight threes. USI was also 11-15 for 73 percent at the foul line. The Screaming Eagles had 36 bench points and won the rebounding battle, 39-36. Gannon paced USI with 18 points, and Saunders finished with 13 points on a perfect 5-5 shooting night and 3-3 from beyond the arc. Shafford tallied nine points with 11 rebounds. Shafford had scored 10 or more in the previous 19 games. Raley chipped in 10 points in the game Saturday.

SIUE (4-21, 1-11) was held by Southern Indiana's defense to only 30 percent shooting (18-60) with seven triples. The Cougars did go a perfect 15-15 at the free-throw stripe. SIUE had three players score in double figures.

</

STATS

USI vs. 2023-24 OPPONENTS

USI's Record vs. Non-Con Opponents				
School	Overall	Home	Away	Neutral
Wright State	4-2	3-0	1-2	0-0
Oakland City	27-11	15-1	5-8	N/A
Northern Illinois	1-1	1-0	0-1	0-0
Missouri	0-1	0-0	0-1	0-0
Purdue	0-1	0-0	0-1	0-0
Murray State	1-5	1-2	0-3	0-0
Saint Louis	2-5	0-3	2-2	0-0
Eastern Michigan	2-0	1-0	1-0	0-0
Cincinnati	0-2	0-1	0-1	0-0
Brescia (Ky.)	4-3	4-1	0-2	0-0
USI's Record Against OVC Schools				
School	Overall	Home	Away	Neutral
Eastern Illinois	1-4	1-2	0-2	0-0
Lindenwood	7-0	3-0	4-0	0-0
Little Rock	1-2	1-1	0-1	0-0
Morehead State	2-1	2-0	0-1	0-0
SIU Edwardsville	29-25	17-11	12-14	0-0
Southeast Missouri	3-12	1-6	2-6	0-0
Tennessee State	2-2	1-1	1-1	0-0
Tennessee Tech	2-2	1-1	1-1	0-0
UT Martin	0-2	0-1	0-1	0-0
Western Illinois	2-0	2-0	0-0	0-0

DOUBLE-FIGURE SCORING PERFORMANCES

	2023-24		2022-23		USI Career	
Player	No.	USI Record	No.	USI Record	No.	USI Record
Tori Handley	2	1-1	2	1-1	6	3-3
Vanessa Shafford	19	13-6	22	12-10	48	32-16
Meredith Raley	15	13-2	22	10-12	61	45-16
Chloe Gannon	9	7-2			9	7-2
Addy Blackwell	2	2-0			24	22-2
Lexie Green			2	2-0	2	2-0
Ali Saunders	6	6-0			6	6-0
Madi Webb	11	10-1			11	10-1

2022-23 MARGIN OF VICTORY

Team	1-5 PTS	6-10 PTS	11-15 PTS	16-20 PTS	21+ PTS
OPPONENTS	6	4	2	2	3
USI	0	3	4	2	4

2023-24 MARGIN OF VICTORY

Team	1-5 PTS	6-10 PTS	11-15 PTS	16-20 PTS	21+ PTS
OPPONENTS	1	1	0	1	3
USI	3	4	1	1	6

NUMBER OF GAMES...

Jump balls controlled	Rebounding Leader	15+ points	Double-doubles
USI - 16 Opp. - 6	V. Shafford - 13 C. Gannon - 2 M. Raley - 6 M. Webb - 2 T. Ralston - 1 L. Green - 1	V. Shafford - 11 T. Handley - 1 M. Webb - 4 M. Raley - 6 C. Gannon - 3	V. Shafford - 6 M. Raley - 4 M. Webb - 2
Scored USI's first points	Steals leader	20+ points	Free throws in final five minutes
T. Handley - 1 M. Webb - 4 V. Shafford - 7 M. Raley - 6 C. Gannon - 1 A. Blackwell - 3	V. Shafford - 10 T. Handley - 4 T. Ralston - 9 M. Raley - 2 C. Gannon - 3 A. Saunders - 5 A. Blackwell - 3 L. Green - 1 M. Webb - 1	V. Shafford - 3 M. Raley - 4 M. Webb - 1	A. Blackwell 6-8 M. Webb 3-8 S. Loden 3-6 C. Gallegos 3-8 T. Handley 4-10 M. Raley 11-12 L. Green 2-6 L. Carie 1-2 C. Gannon 4-5 T. Howard 1-2 V. Shafford 10-11 A. Saunders 3-5 T. Ralston 3-4 TEAM 54-86 (62.8%)
First off USI bench	Assists leader	25+ points	
A. Saunders - 3 C. Gannon - 18 T. Howard - 1 T. Ralston - 14 L. Green - 1 T. Handley - 2	V. Shafford - 7 A. Blackwell - 2 L. Green - 1 M. Webb - 1 T. Handley - 4 M. Raley - 3 T. Ralston - 7 A. Saunders - 13 C. Gannon - 1 L. Carie - 1	V. Shafford - 1	
Scoring leader	Blocks leader	10+ rebounds	
M. Webb - 3 A. Blackwell - 1 M. Raley - 6 V. Shafford - 11 T. Handley - 1 C. Gannon - 1	V. Shafford - 4 M. Webb - 8 T. Handley - 2 C. Gannon - 10 T. Howard - 1 M. Raley - 3 L. Carie - 2 T. Ralston - 2 S. Loden - 1 C. Gallegos - 1	V. Shafford - 7 T. Ralston - 1 M. Raley - 5 M. Webb - 2	
3-pt leader	10+ points	5+ assists	
T. Howard - 1 A. Blackwell - 6 V. Shafford - 13 L. Green - 2 A. Saunders - 7 S. Loden - 1 T. Handley - 3 M. Raley - 2 M. Webb - 1 T. Ralston - 1	M. Webb - 11 A. Blackwell - 2 M. Raley - 15 C. Gannon - 9 V. Shafford - 19 T. Handley - 2 A. Saunders - 6	M. Raley - 1 A. Saunders - 5 T. Ralston - 1 V. Shafford - 1	

LEADING THE CHARGE

Player	Charges Drawn	Points Scored in Next Possession
Addy Blackwell	4	2
Sophia Loden	1	2
Ali Saunders	2	4
Lexie Green	1	0
Lauren Carie	1	0
Tori Handley	3	0
Vanessa Shafford	2	4
Triniti Ralston	11	12
Meredith Raley	11	14

STATS

2023-24 Season Streaks	
Overall	W2
Home	W8
Road	L1
Neutral Site	
vs. OVC	W2
vs. Non-OVC	W1
vs. Home OVC	W7
vs. Home Non-OVC	W1
vs. Road OVC	L1
vs. Road Non-OVC	L3
Overtime	
USI Scores at Least 90+ Points	
USI Scores at Least 80 Points	W5
USI Scores at Least 70 Points	W11
USI Scores Less Than 70 Points	W2
USI Scores Less Than 60 Points	L1
Opponents Score 75+ Points	L4
USI Leads at the Half	W13
Tied at the Half	
USI Trails at the Half	W1
USI Shoots 50% Field Goals	W3
USI Shoots Under 40% Field Goals	W1
Opponents Shoot 50% Field Goals	L2
Opponents Shoot Under 40% Field Goals	W2
USI Makes More 3FGs	W7
USI Makes 15+ Free Throws	W5
Opponents Make More Free Throws	W2
USI Has More Rebounds	W2
Opponents Have More Rebounds	W1
USI Has More Turnovers	W1
Opponents Have More Turnovers	W3

USI WHEN HOME/AWAY/NEUTRAL

Stat	Home (14)	Away (8)	Neutral (0)
PPG	71.9	68.0	
Opp. PPG	57.5	73.3	
FG%	44.9	42.6	
Opp. FG%	33.6	40.6	
3P%	36.3	28.8	
Opp. 3P%	25.0	34.4	
FT%	72.8	70.2	
RPG	41.9	36.6	
Opp. RPG	35.1	37.8	
APG	13.4	13.6	
TOPG	17.0	16.5	
SPG	8.2	6.3	
BPG	3.1	1.5	

Scoring by Quarter						
Home (14)	1st	2nd	3rd	4th	OT	F
Opponent	196	204	185	220		805
USI	252	252	262	241		1007
Away (8)	1st	2nd	3rd	4th	OT	F
Opponent	149	135	144	158		586
USI	134	133	153	124		544
Neutral (0)	1st	2nd	3rd	4th	OT	F
Opponent						
USI						

2023-24 USI Wins vs. Loss Stats		
	16 Wins	6 Losses
PPG	74.5	59.8
Opp. PPG	55.9	82.7
FG%	46.1	38.9
Opp. FG%	32.6	44.9
3P%	36.8	25.6
Opp. 3P%	23.7	41.0
FT%	71.9	71.4
RPG	42.4	33.3
Opp. RPG	32.9	44.5
APG	14.4	17.2
TOPG	16.7	14.5
SPG	7.6	9.0
BPG	2.8	3.5
Top-6 Scorers		
Madi Webb	178/11.9	44/7.3
Ali Saunders	117/7.3	31/5.2
Meredith Raley	226/14.1	48/8.0
Vanessa Shafford	233/14.6	85/14.2
Addy Blackwell	96/6.0	20/3.3
Chloe Gannon	145/9.1	48/8.0

total points/points per game average

Team Special Stats					
Opponent	Largest Lead	Largest Deficit	Lead Changes	USI Best Run	Opp. Best Run
Wright St.	15	5	4	8	6
Oakland City	48	1	2	16	7
N. Illinois	8	3	10	10	8
Missouri	5	34	3	7	11
Purdue	2	43	1	8	17
Murray St.	2	26	1	9	12
Saint Louis	5	36	2	7	11
E. Michigan	29	2	1	9	8
Cincinnati	2	14	2	11	9
Brescia (Ky.)	49	0	0	18	6
SE Missouri St.	38	0	0	12	5
Lindenwood	7	3	4	7	6
Tennessee St.	31	0	0	11	10
Tennessee Tech	10	11	6	9	10
SIUE	29	1	4	7	6
Little Rock	11	3	4	7	6
Morehead St.	15	11	10	12	10
W. Illinois	31	5	6	14	11
Tennessee Tech	14	7	4	12	6
Tennessee St.	5	7	11	10	9
E. Illinois	11	8	7	13	8
SIUE	33	0	0	13	8
UT Martin					
Little Rock					
Morehead St.					
W. Illinois					
Lindenwood					
SE Missouri St.					

*season highs

SPECIALTY STATS

Points in the Paint			Second Chance Points			Points Off Turnovers			Fast Break Points			Bench Points		
Opp.	USI-Opp.	W/L	Opp.	USI-Opp.	W/L	Opp.	USI-Opp.	W/L	Opp.	USI-Opp.	W/L	Opp.	USI-Opp.	W/L
Wright St.	30-26 (+4)	W	Wright St.	12-7 (+5)	W	Wright St.	11-20 (-9)	W	Wright St.	3-10 (-7)	W	Wright St.	26-16 (+10)	W
Oakland City	42-20 (+22)	W	Oakland City	21-5 (+16)	W	Oakland City	36-21 (+15)	W	Oakland City	8-0 (+8)	W	Oakland City	38-7 (+31)	W
N. Illinois	30-28 (+2)	W	N. Illinois	17-9 (+8)	W	N. Illinois	13-15 (-2)	W	N. Illinois	3-4 (-1)	W	N. Illinois	10-14 (-4)	W
Missouri	22-26 (-4)	L	Missouri	8-9 (-1)	L	Missouri	15-13 (+2)	L	Missouri	2-8 (-6)	L	Missouri	18-19 (-1)	L
Purdue	26-36 (-10)	L	Purdue	6-10 (-4)	L	Purdue	12-19 (-7)	L	Purdue	0-11 (-11)	L	Purdue	16-36 (-20)	L
Murray St.	40-32 (+8)	L	Murray St.	20-20 (0)	L	Murray St.	11-29 (-18)	L	Murray St.	4-13 (-9)	L	Murray St.	22-45 (-23)	L
Saint Louis	28-36 (-8)	L	Saint Louis	2-25 (-23)	L	Saint Louis	11-29 (-18)	L	Saint Louis	8-24 (-16)	L	Saint Louis	25-23 (+2)	L
E. Michigan	18-18 (0)	W	E. Michigan	13-14 (-1)	W	E. Michigan	19-9 (+10)	W	E. Michigan	5-7 (-2)	W	E. Michigan	14-20 (-6)	W
Cincinnati	22-30 (-8)	L	Cincinnati	6-24 (-18)	L	Cincinnati	12-5 (+7)	L	Cincinnati	4-1 (+3)	L	Cincinnati	26-16 (+10)	L
Brescia (Ky.)	32-12 (+20)	W	Brescia (Ky.)	10-6 (+4)	W	Brescia (Ky.)	25-5 (+20)	W	Brescia (Ky.)	17-7 (+10)	W	Brescia (Ky.)	23-9 (+14)	W
SE Missouri St.	34-14 (+20)	W	SE Missouri St.	19-7 (+12)	W	SE Missouri St.	27-7 (+20)	W	SE Missouri St.	3-4 (-1)	W	SE Missouri St.	32-13 (+19)	W
Lindenwood	40-24 (+16)	W	Lindenwood	12-8 (+4)	W	Lindenwood	27-19 (+8)	W	Lindenwood	7-0 (+7)	W	Lindenwood	16-16 (0)	W
Tennessee St.	22-22 (0)	W	Tennessee St.	10-9 (+1)	W	Tennessee St.	17-23 (-6)	W	Tennessee St.	9-6 (+3)	W	Tennessee St.	20-30 (-10)	W
Tennessee Tech	22-26 (-4)	W	Tennessee Tech	9-15 (-6)	W	Tennessee Tech	8-10 (-2)	W	Tennessee Tech	10-7 (+3)	W	Tennessee Tech	9-28 (-19)	W
SIU Edwardsville	28-16 (+12)	W	SIU Edwardsville	11-9 (+2)	W	SIU Edwardsville	13-10 (+3)	W	SIU Edwardsville	16-6 (+10)	W	SIU Edwardsville	24-13 (+11)	W
Little Rock	30-14 (+16)	W	Little Rock	5-4 (+1)	W	Little Rock	8-12 (-4)	W	Little Rock	10-5 (+5)	W	Little Rock	11-16 (-5)	W
Morehead St.	44-24 (+20)	W	Morehead St.	8-8 (0)	W	Morehead St.	13-10 (+3)	W	Morehead St.	8-11 (-3)	W	Morehead St.	10-5 (+5)	W
W. Illinois	40-22 (+12)	W	W. Illinois	8-10 (-2)	W	W. Illinois	13-18 (-5)	W	W. Illinois	15-9 (+6)	W	W. Illinois	24-25 (-1)	W
Tennessee Tech	42-30 (+12)	W	Tennessee Tech	9-13 (-4)	W	Tennessee Tech	10-10 (0)	W	Tennessee Tech	8-15 (-7)	W	Tennessee Tech	28-18 (+10)	W
Tennessee St.	32-14 (+18)	L	Tennessee St.	2-7 (-5)	L	Tennessee St.	15-20 (-5)	L	Tennessee St.	7-12 (-5)	L	Tennessee St.	22-16 (+6)	L
E. Illinois	40-22 (+18)	W	E. Illinois	7-14 (-7)	W	E. Illinois	15-11 (+4)	W	E. Illinois	15-6 (+9)	W	E. Illinois	13-7 (+6)	W
SIU Edwardsville	30-18 (+12)	W	SIU Edwardsville	11-16 (-5)	W	SIU Edwardsville	14-16 (-2)	W	SIU Edwardsville	6-6 (0)	W	SIU Edwardsville	36-12 (+24)	W
UT Martin			UT Martin			UT Martin			UT Martin			UT Martin		
Little Rock			Little Rock			Little Rock			Little Rock			Little Rock		
Morehead St.			Morehead St.			Morehead St.			Morehead St.			Morehead St.		
W. Illinois			W. Illinois			W. Illinois			W. Illinois			W. Illinois		
Lindenwood			Lindenwood			Lindenwood			Lindenwood			Lindenwood		
SE Missouri St.			SE Missouri St.			SE Missouri St.			SE Missouri St.			SE Missouri St.		
TOTALS	686-508		TOTALS	226-249		TOTALS	345-331		TOTALS	168-172		TOTALS	463-404	
Averages	31.2-23.1		Averages	10.3-11.3		Averages	15.7-15.0		Averages	7.6-7.8		Averages	21.0-18.4	

Record with more points in the paint: 13-2
Record with fewer points in the paint: 1-4
Record when points in paint even: 2-0
Margin for season (+178)

Record with more second chance points: 9-0
Record with fewer second chance points: 6-5
Record when second chance points even: 1-1
Margin for season (-23)

Record with more points off turnovers: 8-2
Record with fewer points off turnovers: 7-4
Record when points off turnovers even: 1-0
Margin for season (+14)

Record with more fast break points: 9-1
Record with fewer fast break points: 6-5
Record when fast break points even: 1-0
Margin for season (-4)

Record with more bench points: 10-3
Record with fewer bench points: 5-3
Record when bench points even: 1-0
Margin for season (+59)

Game-By-Game Highs						
Opponent	Results	Points	Rebounds	Assists	Steals	Blocks
vs. Wright St.	W 67-63	Webb-13	Shafford-9	Shafford-3	Shafford-4	3 tied-2
vs. Oakland City	W 86-38	Blackwell, Raley-13	Gannon-8	4 tied-3	Shafford-4	Gannon-2
vs. N. Illinois	W 66-60	Shafford-21	Shafford-14	Shafford-3	Handley-2	3 tied-1
at Missouri	L 62-96	Shafford-16	Gannon-6	Handley-3	Ralston-3	Shafford, Carie-1
at Purdue	L 57-95	Shafford-14	Raley, Webb-5	Handley, Ralston-3	3 tied-1	3 tied-1
vs. Murray St.	L 73-93	Handley-16	Shafford-10	Saunders-4	Ralston-2	Webb, Gannon-1
at Saint Louis	L 53-89	Shafford-14	Shafford-7	3 tied-3	Shafford-2	None
vs. E. Michigan	W 72-51	Shafford-21	Shafford-6	4 tied-3	Blackwell-4	3 tied-1
vs. Cincinnati	L 56-58	Shafford-15	Shafford-8	5 tied-2	Gannon-3	Webb, Gannon-1
vs. Brescia (Ky.)	W 86-37	Raley-22	Ralston-11	3 tied-3	Shafford-3	Gallegos-2
at SE Missouri St.	W 75-37	Shafford-15	Raley-13	Raley-5	Ralston-4	Gannon-2
at Lindenwood	W 71-68	Raley-21	Shafford-8	Saunders-5	5 tied-1	Raley, Gannon-1
vs. Tennessee St.	W 78-57	Shafford-26	Shafford-9	Ralston-5	Blackwell-2	Webb, Carie-1
vs. Tennessee Tech	W 69-66	Shafford-16	Shafford-15	Saunders-7	Shafford, Saunders-2	None
at SIU Edwardsville	W 87-64	Webb-18	Raley-11	Saunders, Shafford-5	6 tied-1	None
vs. Little Rock	W 58-48	Webb-22	Webb-11	Saunders, Shafford-3	Ralston-3	Webb-2
vs. Morehead St.	W 70-55	Raley-18	3 tied-7	Saunders-4	Handley-2	Shafford, Gannon-1
vs. W. Illinois	W 81-61	Raley-21	Shafford-12	Saunders-7	Shafford-4	Handley, Gannon-1
at Tennessee Tech	W 81-72	Shafford-16	Shafford-12	Saunders-5	Shafford-3	None
at Tennessee St.	L 58-65	Shafford-15	Raley-10	Ralston-3	3 tied-2	Webb, Ralston-1
vs. E. Illinois	W 70-60	Raley-22	Raley-12	Saunders-4	Ralston-3	Webb-2
vs. SIU Edwardsville	W 75-58	Gannon-18	Shafford-11	Saunders, Ralston-4	3 tied-2	Gannon-4
at UT Martin						
at Little Rock						
at Morehead St.						
at W. Illinois						
vs. Lindenwood						
vs. SE Missouri St.						

Game-By-Game Starters							
Opponent	Results	Guard	Guard	Guard/Forward	Forward	Forward/Center	Record
vs. Wright St.	W 67-63	A. Blackwell	T. Handley	V. Shafford	M. Raley	M. Webb	1-0
vs. Oakland City	W 86-38	A. Blackwell	T. Handley	V. Shafford	M. Raley	M. Webb	2-0
vs. N. Illinois	W 66-60	A. Blackwell	T. Handley	V. Shafford	M. Raley	M. Webb	3-0
at Missouri	L 62-96	A. Blackwell	T. Handley	V. Shafford	M. Raley	M. Webb	3-1
at Purdue	L 57-95	A. Blackwell	T. Handley	V. Shafford	M. Raley	M. Webb	3-2
vs. Murray St.	L 73-93	A. Blackwell	T. Handley	V. Shafford	M. Raley	M. Webb	3-3
at Saint Louis	L 53-89	A. Blackwell	T. Handley	V. Shafford	M. Raley	M. Webb	3-4
vs. E. Michigan	W 72-51	A. Blackwell	T. Handley	V. Shafford	M. Raley	M. Webb	4-4
vs. Cincinnati	L 56-58	A. Blackwell	T. Handley	V. Shafford	M. Raley	M. Webb	4-5
vs. Brescia (Ky.)	W 86-37	A. Blackwell	T. Handley	V. Shafford	M. Raley	C. Gannon (1/1)	1-0
at SE Missouri St.	W 75-37	A. Blackwell	T. Handley	V. Shafford	M. Raley	M. Webb	5-5
at Lindenwood	W 71-68	A. Blackwell	T. Handley	V. Shafford	M. Raley	M. Webb	6-5
vs. Tennessee St.	W 78-57	A. Blackwell	T. Handley (13/ 77)	V. Shafford	M. Raley	M. Webb	7-5
vs. Tennessee Tech	W 69-66	A. Blackwell	A. Saunders	V. Shafford	M. Raley	M. Webb	1-0
at SIU Edwardsville	W 87-64	A. Blackwell	A. Saunders	V. Shafford	M. Raley	M. Webb	2-0
vs. Little Rock	W 58-48	A. Blackwell	A. Saunders	V. Shafford	M. Raley	M. Webb	3-0
vs. Morehead St.	W 70-55	A. Blackwell	A. Saunders	V. Shafford	M. Raley	M. Webb	4-0
vs. W. Illinois	W 81-61	A. Blackwell	A. Saunders	V. Shafford	M. Raley	M. Webb	5-0
at Tennessee Tech	W 81-72	A. Blackwell	A. Saunders	V. Shafford	M. Raley	M. Webb	6-0
at Tennessee St.	L 58-65	A. Blackwell	A. Saunders	V. Shafford	M. Raley	M. Webb	6-1
vs. E. Illinois	W 70-60	A. Blackwell	A. Saunders	V. Shafford	M. Raley	M. Webb	7-1
vs. SIU Edwardsville	W 75-58	A. Blackwell (22/58)	A. Saunders (9/ 18)	V. Shafford (22/52)	M. Raley (22/ 63)	M. Webb (21/43)	8-1
at UT Martin							
at Little Rock							
at Morehead St.							
at W. Illinois							
vs. Lindenwood							
vs. SE Missouri St.							

Starting Lineups Record Breakdown	
Starting Lineup	Record
Blackwell, Handley, Shafford, Raley, Webb	7-5
Blackwell, Handley, Shafford, Raley, Gannon	1-0
Blackwell, Saunders, Shafford, Raley, Webb	8-1

number of season/career starts in parentheses
 Handley started 22 games at SIU Edwardsville from 2019-21
 Webb started 22 games at SIU Edwardsville from 2020-23
 Saunders started nine games at Valparaiso from 2022-23

Season Highs and Lows		
Southern Indiana	High - Last Opponent (Date)	Low - Last Opponent (Date)
Points in a Quarter	35 - vs. Brescia (KY) (Dec. 22, 2023)	7 - at Purdue (Nov. 26, 2023)
Points in a Half	56 - vs. Brescia (KY) (Dec. 22, 2023)	22 (2x) - vs. Cincinnati (Dec. 17, 2023)
Points in a Game	87 - at SIUE (Jan. 11, 2024)	53 - at Saint Louis (Dec. 6, 2023)
Field Goals Made in a Game	34 - vs. Oakland City (Nov. 12, 2023)	20 (2x) - vs. Little Rock (Jan. 18, 2024)
Field Goals Attempted in a Game	75 - vs. Murray State (Dec. 1, 2023)	46 - at Tennessee State (Feb. 3, 2024)
Field Goal % in a Game	57.7 - vs. Brescia (KY) (Dec. 22, 2023)	35.0 (2x) - vs. Cincinnati (Dec. 17, 2023)
3-Pointers Made in a Game	12 - vs. Tennessee State (Jan. 4, 2024)	3 (2x) - vs. Eastern Illinois (Feb. 8, 2024)
3-Pointers Attempted in a Game	27 - vs. Eastern Michigan (Dec. 9, 2023)	11 - vs. Wright State (Nov. 6, 2023)
3-Point % in a Game	54.5 - vs. Wright State (Nov. 6, 2023)	18.2 - vs. Morehead State (Jan. 20, 2024)
Free Throws Made in a Game	23 - vs. Tennessee Tech (Jan. 6, 2024)	1 - at Saint Louis (Dec. 6, 2023)
Free Throws Attempted in a Game	31 - vs. Tennessee Tech (Jan. 6, 2024)	4 - at Saint Louis (Dec. 6, 2023)
Free Throw % in a Game	92.3 - at Tennessee State (Feb. 3, 2024)	25.0 - at Saint Louis (Dec. 6, 2023)
Rebounds in a Game	54 - at SIUE (Jan. 11, 2024)	28 (2x) - at Lindenwood (Dec. 31, 2023)
Off. Rebounds in a Game	20 - vs. Oakland City (Nov. 12, 2023)	4 - at Tennessee State (Feb. 3, 2024)
Def. Rebounds in a Game	41 - at SIUE (Jan. 11, 2024)	18 (2x) - at Lindenwood (Dec. 31, 2023)
Personal Fouls in a Game	26 - vs. Tennessee Tech (Jan. 6, 2024)	12 - vs. Northern Illinois (Nov. 16, 2023)
Assists in a Game	20 (2x) - at Southeast Missouri (Dec. 29, 2023)	6 - vs. Wright State (Nov. 6, 2023)
Turnovers in a Game	25 (2x) - vs. Oakland City (Nov. 12, 2023)	10 - vs. Cincinnati (Dec. 17, 2023)
Blocks in a Game	7 - vs. Wright State (Nov. 6, 2023)	0 (4x) - at Tennessee Tech (Feb. 1, 2024)
Steals in a Game	13 - vs. Wright State (Nov. 6, 2023)	3 - at Purdue (Nov. 26, 2023)
Opponents	High - Last Opponent (Date)	Low - Last Opponent (Date)
Points in a Quarter	35 - at Purdue (Nov. 26, 2023)	5 - at Southeast Missouri (Dec. 29, 2023)
Points in a Half	55 - at Purdue (Nov. 26, 2023)	18 (2x) - at Southeast Missouri (Dec. 29, 2023)
Points in a Game	96 - at Missouri (Nov. 20, 2023)	37 (2x) - at Southeast Missouri (Dec. 29, 2023)
Field Goals Made in a Game	34 (2x) - at Purdue (Nov. 26, 2023)	12 (2x) at Southeast Missouri (Dec. 29, 2023)
Field Goals Attempted in a Game	74 - vs. Murray State (Dec. 1, 2023)	45 - vs. Oakland City (Nov. 12, 2023)
Field Goal % in a Game	57.6 - at Purdue (Nov. 26, 2023)	20.0 - at Southeast Missouri (Dec. 29, 2023)
3-Pointers Made in a Game	16 - at Missouri (Nov. 20, 2023)	2 (3x) - vs. Tennessee Tech (Jan. 6, 2024)
3-Pointers Attempted in a Game	34 - vs. Murray State (Dec. 1, 2023)	13 - vs. Tennessee State (Jan. 4, 2024)
3-Point % in a Game	50.0 - at Missouri (Nov. 20, 2023)	9.1 - at Southeast Missouri (Dec. 29, 2023)
Free Throws Made in a Game	21 - at Tennessee Tech (Feb. 1, 2024)	3 - vs. Northern Illinois (Nov. 16, 2023)
Free Throws Attempted in a Game	28 - at SIUE (Jan. 11, 2024)	5 - vs. Northern Illinois (Nov. 16, 2023)
Free Throw % in a Game	100.0 - vs. SIUE (Feb. 10, 2024)	35.7 - vs. Wright State (Nov. 6, 2023)
Rebounds in a Game	53 - at Saint Louis (Dec. 6, 2023)	18 - vs. Oakland City (Nov. 12, 2023)
Off. Rebounds in a Game	20 (2x) - vs. Cincinnati (Dec. 17, 2023)	6 - vs. Tennessee State (Jan. 4, 2024)
Def. Rebounds in a Game	35 - at Missouri (Nov. 20, 2023)	10 - vs. Oakland City (Nov. 12, 2023)
Personal Fouls in a Game	26 (2x) - at Tennessee Tech (Feb. 1, 2024)	9 - at Saint Louis (Dec. 6, 2023)
Assists in a Game	24 - at Purdue (Nov. 26, 2023)	5 (3x) - vs. Brescia (KY) (Dec. 22, 2023)
Turnovers in a Game	29 - vs. Oakland City (Nov. 12, 2023)	10 (3x) - at SIUE (Jan. 11, 2024)
Blocks in a Game	8 - at Tennessee Tech (Feb. 1, 2024)	0 (2x) - at Lindenwood (Dec. 31, 2023)
Steals in a Game	15 - vs. Wright State (Nov. 6, 2023)	3 - vs. Little Rock (Jan. 18, 2024)
Individual Highs	Southern Indiana - Last Opponent (Date)	Opponents - Last Opponent (Date)
Points in a Quarter	14 (2x) - 2 tied, vs. Little Rock (Jan. 18, 2024)	12 - 2 tied, at Tennessee Tech (Feb. 1, 2024)
Points in a Half	18 - Madi Webb, vs. Little Rock (Jan. 18, 2024)	19 - Raegan Hurst, at Tennessee Tech (Feb. 1, 2024)
Points in a Game	26 - Vanessa Shafford, vs. Tennessee State (Jan. 4, 2024)	27 - Kyla McMakin, at Saint Louis (Dec. 6, 2023)
Field Goals Made in a Game	9 (3x) - 2 tied, vs. Little Rock (Jan. 18, 2024)	10 - Hayley Frank, at Missouri (Nov. 20, 2023)
Field Goals Attempted in a Game	17 (2x) - 2 tied, at Tennessee Tech (Feb. 1, 2024)	21 - Kyla McMakin, at Saint Louis (Dec. 6, 2023)
3-Pointers Made in a Game	6 - Vanessa Shafford, vs. Tennessee State (Jan. 4, 2024)	6 - 2 tied, at Saint Louis (Dec. 6, 2023)
3-Pointers Attempted in a Game	10 (2x) - Vanessa Shafford, vs. Tennessee State (Jan. 4, 2024)	13 - Ellie Buzzelle, vs. Eastern Illinois (Feb. 8, 2024)
Free Throws Made in a Game	8 - Meredith Raley, vs. Tennessee Tech (Jan. 6, 2024)	7 - Olivia Clayton, at SIUE (Jan. 11, 2024)
Free Throws Attempts in a Game	8 (3x) - Meredith Raley, vs. Morehead State (Jan. 20, 2024)	12 - Olivia Clayton, at SIUE (Jan. 11, 2024)
Rebounds in a Game	15 - Vanessa Shafford, vs. Tennessee Tech (Jan. 6, 2024)	16 - Jillian Hayes, vs. Cincinnati (Dec. 17, 2023)
Off. Rebounds in a Game	7 - Meredith Raley, at Southeast Missouri (Dec. 29, 2023)	9 - Blessing King, vs. Morehead State (Jan. 20, 2024)
Def. Rebounds in a Game	11 - Vanessa Shafford, vs. Tennessee Tech (Jan. 6, 2024)	11 - Ava Learn, vs. Murray State (Dec. 1, 2023)
Assists in a Game	7 (2x) - Ali Saunders, vs. Western Illinois (Jan. 25, 2024)	9 - Mama Dembele, at Missouri (Nov. 20, 2023)
Turnovers in a Game	6 (2x) - 2 tied, at Tennessee State (Feb. 3, 2024)	7 - 3 tied, vs. Eastern Michigan (Dec. 9, 2023)
Blocks in a Game	4 - Chloe Gannon, vs. SIUE (Feb. 10, 2024)	4 - Anna Walker, at Tennessee Tech (Feb. 1, 2024)
Steals in a Game	4 - 3 tied, vs. Western Illinois (Jan. 25, 2024)	5 - 2 tied, vs. Murray State (Dec. 1, 2023)
Minutes Played in a Game	38 - Ali Saunders, vs. Tennessee Tech (Jan. 6, 2024)	39 - Jayla Brooks, vs. Little Rock (Jan. 18, 2024)
Team Miscellaneous	Stat - Last Opponent (Date)	USI STREAKS All-Time Best Winning Streak 29 wins Season: 1996-97 2022-23 Best Winning Streak 2 wins Dates: November 7 - November 11; December 10 - December 17 All-Time Worst Losing Streak 19 losses Season: 1990-91 2022-23 Worst Losing Streak 4 losses Dates: January 21 - February 2
Most Games Over .500	10 - vs. SIUE (Feb. 10, 2024)	
Most Games Under .500	1 (2x) - vs. Cincinnati (Dec. 17, 2023)	
Longest Winning Streak	10 - at Tennessee Tech (Feb. 1, 2024)	
Longest Losing Streak	4 - at Saint Louis (Dec. 6, 2023)	
Longest Home Winning Streak	8 - vs. SIUE (Feb. 10, 2024)	
Longest Road Winning Streak	4 - at Tennessee Tech (Feb. 1, 2024)	
Longest Home Losing Streak	1 (2x) - vs. Cincinnati (Dec. 17, 2023)	
Longest Road Losing Streak	3 - at Saint Louis (Dec. 6, 2023)	
Largest Margin of Victory	49 - Brescia (KY) (Dec. 22, 2023)	
Largest Margin of Defeat	38 - at Purdue (Nov. 26, 2023)	
Largest Comeback Win	11 (2x) - vs. Morehead State (Jan. 20, 2024)	
Comeback Wins (5-9 Points)	5 - vs. Eastern Illinois (Feb. 8, 2024)	
Comeback Wins (10+ Points)	2 - vs. Morehead State (Jan. 20, 2024)	
Led Wire-to-Wire Wins	4 - vs. SIUE (Feb. 10, 2024)	
Overtime Wins		
Overtime Losses		

THE LAST TIME...

Individual

Two-players with double-double

Feb. 8, 2024 vs. Eastern Illinois: Meredith Raley (22 points, 12 rebounds);
Vanessa Shafford (13 points, 10 rebounds)

Had 20-or-more points & 20-or-more rebounds

Nov. 16, 2018 vs. Ferris State: Kacy Eschweiler (23 points, 22 rebounds)

Had 30-or-more points & 10-or-more rebounds

Feb. 8, 2018 at Illinois Springfield: Morgan Dahlstrom (34 points, 19 rebounds)

Five Players in double figures

Dec. 21, 2022 vs. Brescia (Ky.): Hannah Haithcock, 24; Ashlynn Brown, 19; Lexi Thompson, 12; Vanessa Shafford, 11; Meredith Raley, 11.

Six Players in double figures

Jan. 15, 2022 vs. Indianapolis: Hannah Haithcock, 15; Addy Blackwell, 14; Emma DeHart, 14; Vanessa Shafford, 14; Meredith Raley, 12; Ashlynn Brown, 11.

Most Players in double figures

Seven vs. Purdue-Calumet, Nov. 25, 2000: Elizabeth Prewett, 21; Jessica Stuckman, 20; Natalie Glaser, 15; Casey Hughes, 15; Karrie Hochgesang, 12; Casey Nations, 10; Erin Wall, 10

Scoring 30-39 points

Hannah Haithcock, 31 points at Lindenwood, Jan. 19, 2023

Scoring 40-49 points

LeAnn Freeland, 46 points vs. Ashland, Jan. 26, 1995

Scoring 50-plus points

LeAnn Freeland, 50 points vs. IUPU-Ft. Wayne, Jan. 28, 1995

Two-or-more with 20-plus points

Vanessa Shafford (24), Hannah Haithcock (21) vs. Eastern Illinois, Jan. 26, 2023

Three-Pointers

Made 7 in a game: Stephanie Carpenter (7) vs. Maryville, Feb. 13, 2014

Made 9 in a game: Jamie Truitt vs. Saint Joseph's, Jan. 13, 2005

Perfect from beyond the arc (Min. 5 attempts): Vanessa Shafford (5-5) vs. Bowling Green State, Nov. 19, 2022

Free Throws

Made 10 or more: Emma DeHart (10) vs. West Texas A&M, Dec. 18, 2021

Perfect at the line (Min. 10 attempts): Emma DeHart (10-10) vs. West Texas A&M, Dec. 18, 2021

Rebounds

15 or more rebounds: Vanessa Shafford (15) vs. Tennessee Tech, Jan. 6, 2024

20 or more rebounds: Kacy Eschweiler (22) vs. Ferris State, Nov. 16, 2018

Assists/Steals/Blocks

Had 10 or more assists: Soffia Rieckers (10) vs. Brescia (Ky.), Dec. 21, 2022

Had 10 or more steals: Randa Harshbarger (11) vs. Saginaw Valley, Nov. 12, 2017

Had 7 or more steals: Emma DeHart (7) vs. McKendree, Jan. 20, 2020

Had 6 or more blocks: Angi Lintker (6) vs. Quincy, Feb. 11, 1999

Had 5 or more blocks: Audrey Turner (5) vs. William Jewell, Nov. 29, 2020

Team

Scoring

Scored 40 or less: 38 at Northern Kentucky, Dec. 2, 2010

Scored 90 or more: 90 vs. Brescia (Ky.), Dec. 21, 2022

Scored 100 or more: 108 vs. Kentucky Christian, Dec. 10, 2021

Scored 30 or more in a quarter: 31 vs. Tennessee State, Jan. 4, 2024

Most 100-pts. games in a season: 6, 1996-97

First Half Scoring

Most Points: 64 vs. Purdue-Calumet, Nov. 25, 2000

Fewest Points: 14 vs. Lewis, March 4, 2005

Second Half Scoring

Most Points: 64 vs. St. Francis, Dec. 7, 1996

Fewest Points: not available

Opponent Scoring

Less than 50 points: 48 vs. Little Rock, Jan. 18, 2024

100 or more points: 100 vs. Bowling Green State, Nov. 19, 2022

Field Goals

Shot less than 30 percent: 26.3 (15-57) vs. Little Rock, Jan. 12, 2023

Shot More than 60 percent: 60.0 (33-55) at Illinois Springfield, Dec. 3, 2016

Made 40 or more FG: 44 vs. Hannibal-LaGrange, Nov. 20, 2016

Three-Point Field Goals

Shot 50% or better: 50.0% (11-22) vs. Brescia (Ky.), Dec. 22, 2023

Shot 60% or better: 66.7 (6-9) at Lewis, Feb. 9, 2019

Made 10 or more 3Pt.-FG: 11 vs. Western Illinois, Jan. 25, 2024

Attempted 20-or more: 23 vs. Western Illinois, Jan. 25, 2024

Free Throws

Shot 80% or better: 84.6 (11-13) vs. Eastern Illinois, Feb. 8, 2024

Shot 90% or better: 92.3 (12-13) at Tennessee State, Feb. 3, 2024

Shot 100%: (12-12) at Tennessee State, Feb. 25, 2023

Made 30 or more: 33 vs. Rockhurst, Jan. 7, 2017

Attempted less than 10: 4 at Saint Louis, Dec. 6, 2023

Attempted 40 or more: 44 vs. Malone, Nov. 14, 2014

Rebounding

Had 60 or more rebounds: 68 vs. P.R.-Rio Piedras, Dec. 16, 2016

Assists

30-plus assists: 31 vs. Lewis, Feb. 28, 2001

Blocked Shots

10 or more blocks: 11 vs. Truman State, Jan. 20, 2018

Turnovers

Less than 10 Turnovers: 4 vs. Lindenwood, Feb. 26, 2022

Committed 25-plus Turnovers: 25 vs. Oakland City, Nov. 12, 2023

Forced less than 10 Turnovers: 9 vs. Grand Valley State, Nov. 25, 2017

Forced 30 or more turnovers: 33 vs. Oakland City, Nov. 7, 2022

Steals

Had 20-plus Steals: 20 vs. Ohio Dominican, Nov. 12, 2021

Overtimes

Last overtime win: 96-86 at Rockhurst, Feb. 6, 2021

Last overtime loss: 62-67 vs. Eastern Illinois, Jan. 26, 2023

Last double-overtime win: 75-72 at Northern Kentucky, Feb. 18, 2010

Last double-overtime loss: 81-75 vs. SIU Edwardsville, Feb. 15, 2007

Last triple-overtime win: none

Last triple-overtime loss: 100-101 vs. Indianapolis, Jan. 22, 2011

Last quadruple-overtime win: none

Last time played more than one overtime in a season: 2015-16 (2)

RECORDS

TEAM RECORDS

MOST POINTS:

GAME.....(116) VS. KENTUCKY STATE, FEB. 13, 1993
GAME/BOTH TEAMS.....(210) USI (104) VS. SOUTH DAKOTA STATE (106), NOVEMBER 11, 2001
SEASON.....(2844) 1996-97

MOST FIELD GOALS MADE:

GAME.....(48) VS. KENTUCKY STATE, FEB. 13, 1993
SEASON.....(1069) 1996-97

MOST FIELD GOALS ATTEMPTED:

GAME.....(100) VS. KENTUCKY STATE, FEB. 13, 1993
SEASON.....(2262) 2001-02

MOST FREE THROWS MADE:

GAME.....(38) VS. ALASKA-ANCHORAGE, DEC. 11, 1992
(38) VS. INDIANAPOLIS, DEC. 5, 1998
SEASON.....(556) 2009-10

MOST FREE THROWS ATTEMPTED:

GAME.....(50) VS. ALASKA-ANCHORAGE, DEC. 11, 1993
(50) VS. INDIANAPOLIS, DEC. 5, 1998
SEASON.....(779) 2001-02

MOST THREE-POINT FIELD GOALS MADE:

GAME.....(15) VS. MID-CONTINENT, NOV. 18, 2011
(14) VS. IUPUI INDIANAPOLIS, DEC. 4, 1992
(14) VS. MCKENDREE, FEB. 1, 2014
SEASON.....(217) 1992-93

MOST THREE-POINT FIELD GOALS ATTEMPTED:

GAME.....(35) VS. OHIO VALLEY, NOV. 15, 2014
(31) VS. DAVENPORT, NOV. 16, 2021
(30) VS. INDIANAPOLIS, JAN. 30, 1993
SEASON.....(623) 1992-93

BEST FIELD GOAL PERCENTAGE:

GAME.....(.667, 31-54) VS. OAKLAND CITY, DEC. 31, 2005
SEASON.....(.487, 1069-2196) 1996-97

BEST FREE THROW PERCENTAGE (MINIMUM OF 10 ATTEMPTS):

GAME.....
(1.000, 22-22) VS. SAINT JOSEPH'S, JAN. 16, 2014
(1.000, 18-18) AT TENNESSEE TECH, FEB. 9, 2023
(1.000, 15-15) VS. SAINT JOSEPH'S, DEC. 6, 1997
(1.000, 13-13) VS. KENTUCKY WESLEYAN, FEB. 17, 1990
(1.000, 13-13) VS. QUINCY, FEB. 3, 2018
(1.000, 12-12) AT TENNESSEE STATE, FEB. 25, 2023
(1.000, 11-11) VS. MCKENDREE, JAN. 17, 2022
SEASON.....(.779, 462-593) 2021-22

BEST THREE-POINT FIELD GOAL PERCENTAGE (MINIMUM OF 10 ATTEMPTS):

GAME.....
(.786, 11-14) VS. GEORGIA SOUTHWEST., NOV. 10, 2012
(.667, 8-12) VS. MISSOURI-ST. LOUIS, FEB. 13, 1999
(.667, 8-12) VS. WISCONSIN-PARKSIDE, FEB. 27, 2002
SEASON.....(.384, 175-456) 1994-95

MOST REBOUNDS:

GAME.....(69) VS. MARYGROVE, DECEMBER 9, 2012
SEASON.....(1,418) 2000-01

MOST STEALS:

GAME.....(29) VS. TRI-STATE, DEC. 29, 1998
VS. ST. FRANCIS, DEC. 7, 1996
VS. CALUMET-ST. JOSEPH'S, NOV. 21, 2004
VS. PRINCIPIA, NOV. 15, 2011
SEASON.....(468) 1996-97

MOST ASSISTS:

GAME.....(36) VS. SAINT JOSEPH'S, DEC. 2, 2000
SEASON.....(689) 1996-97

MOST BLOCKS:

GAME.....(16) VS. BELLARMINE, FEB. 22, 1996
SEASON.....(157) 1995-96

INDIVIDUAL RECORDS

MOST POINTS GAME.....(50) LEANN FREELAND
VS. IPFW, JAN. 28, 1995
SEASON.....
(676-33 GAMES) JESSICA STUCKMAN, 2001-02;
(674-32 GAMES) LEANN FREELAND, 1996-97

MOST FIELD GOALS MADE

GAME.....(20) LEANN FREELAND
VS. ASHLAND, JAN. 26, 1995
SEASON.....(265) LEANN FREELAND, 1994-95

MOST FIELD GOALS ATTEMPTED

GAME.....(28) HOLLY BILLINGS
VS. COLUMBIA COLLEGE, 1979-80
SEASON.....(453) JESSICA STUCKMAN, 2001-02

MOST FREE THROWS MADE

GAME.....(19) SHELLY SCOTT
VS. INDIANAPOLIS, 1988-89
SEASON.....(196) SHELLY SCOTT, 1988-89
MOST CONSECUTIVE FREE THROWS.....(31)
KATHY LAUCK, 1993-94

MOST THREE-POINT FIELD GOALS MADE

HALF.....(6) SHAJUAN LINDSEY
VS. ASSUMPTION, DEC. 21, 2003
(6) JAMIE TRUITT VS. SAINT JOSEPH'S, JAN. 13, 2005
(6) AUBREY MINIX AT SAINT JOSEPH'S, FEB. 16, 2013
GAME.....(9) JAMIE TRUITT
VS. SAINT JOSEPH'S, JAN. 13, 2005*
SEASON.....(84) JAMIE TRUITT, 2003-04
*-TIED THE GLVC RECORD

MOST THREE-POINT FIELD GOALS ATTEMPTED

GAME.....(14) DEB POPE
VS. KENTUCKY STATE, FEB. 18, 1995
VS. LEWIS, FEB. 4, 1995
(14) JAMIE TRUITT VS. SAINT JOSEPH'S, JAN. 13, 2005
SEASON.....(202) JAMIE TRUITT, 2003-04, 2004-05

MOST REBOUNDS

GAME.....(24) ANNA HACKERT
VS. SALEM INTERNATIONAL, DEC. 9, 2014
(22) KACY ESCWEILER VS. FERRIS STATE, NOV. 16, 2018
(21) DEBBIE SCHUTTE VS. OAKLAND CITY 1977
(21) JILL PADGETT VS. KENTUCKY WESLEYAN 1977
SEASON.....(359) ANNA HACKERT, 2014-15
(306) MORGAN DAHLSTROM, 2017-18
(281) SHELLY SCOTT, 1988-89

MOST DOUBLE-DOUBLES

SEASON.....(21) ANNA HACKERT, 2014-15
(16) AFRICA SHERROD, 2002-03
(14) LEANN FREELAND, 1995-96
(14) LEANN FREELAND, 1994-95
(14) SHELLY SCOTT, 1988-89
(13) MORGAN DAHLSTROM, 2017-18
CAREER.....(46) ANNA HACKERT, 2011-15
(40) LEANN FREELAND, 1993-97

MOST STEALS

GAME.....(11) RANDA HARSHBARGER
VS. SAGINAW VALLEY STATE, NOV. 12, 2017

(10) ANGIE CACELLO VS. KENTUCKY WESLEYAN,
FEB. 22, 1997
SEASON.....(108) JASMINE MOORE, 2001-02

MOST ASSISTS

GAME.....(14) ADRIENNE SEITZ
VS. SIU EDWARDSVILLE, FEB. 9, 1999
SEASON.....(194) ADRIENNE SEITZ, 1998-99

MOST BLOCKS

GAME.....(10) LEANN FREELAND
VS. INDIANAPOLIS, DEC. 29, 1994
SEASON.....(69) LEANN FREELAND, 1994-95

BEST FIELD GOAL PERCENTAGE (MINIMUM OF 10 ATTEMPTS)

GAME.....(1.000, 12-12) JESSICA STUCKMAN
VS. MISSOURI-ST. LOUIS, FEB. 2, 2002
(1.000, 11-11) HANNAH WASCHER VS. QUINCY, JAN. 14, 2016
SEASON.....(.652, 259-397) LEANN FREELAND, 1996-97
CAREER.....(612, 887-1449) LEANN FREELAND, 1993-97 (MIN. 300 ATTEMPTS)

BEST FREE THROW PERCENTAGE (MINIMUM OF 10 ATTEMPTS)

GAME.....(1.000, 14-14) SHELLY SCOTT
VS. ST. JOSEPH'S, 1988-89
(1.000, 12-12) SHANNON WELLS VS. SIU EDWARDS-VILLE, FEB. 19, 2004
(1.000, 11-11) AMIE NEWHART VS. INDIANAPOLIS, FEB. 13, 2010
(1.000, 11-11) ANNA HACKERT VS. INDIANAPOLIS, FEB. 19, 2015
(1.000, 10-10) JESSICA STUCKMAN VS. QUINCY, MARCH 1, 2002
(1.000, 10-10) ANDREA ENGLEKING VS. INDIANAPOLIS, FEB. 5, 2005
(1.000, 10-10) AMIE NEWHART VS. TIFFIN, DEC. 19, 2007
(1.000, 10-10) ELLEN YOUNG VS. ROCKHURST, FEB. 4, 2011
(1.000, 10-10) MARY O'KEEFE VS. ROCKHURST, JAN. 14, 2012
(1.000, 10-10) ANNA HACKERT AT QUINCY, FEB. 8, 2014
(1.000, 10-10) EMMA DEHART VS. WEST TEXAS A&M, DEC. 18, 2021
SEASON.....(.873, 110-126) AMIE NEWHART, 2009-10 (MIN. 100 ATT.)
CAREER (MIN. 200 ATTEMPTS).....(.828, 328-396)
AMIE NEWHART, 2007-11
(.809, 225-278) JESSICA STUCKMAN, 2000-02
(.790, 196-248) TANNER MARCUM, 2013-17
(.781, 242-310) HANNAH HAITHCOCK, 2019-23
(.780, 227-291) ELLEN YOUNG, 2008-11
(.779, 385-494) SHELLY SCOTT, 1987-92

BEST THREE-POINT FIELD GOAL PERCENTAGE (MINIMUM OF 5 ATTEMPTS)

GAME.....(1.000, 5-5) VANESSA SHAFFORD
VS. BOWLING GREEN STATE, NOVEMBER 19, 2022
(1.000, 5-5) TAYLOR STEPHENSON VS. GEORGIA SOUTHWESTERN, NOVEMBER 10, 2012
(.857, 6-7) SHAJUAN LINDSEY VS. ASSUMPTION, DEC. 21, 2003
DEB POPE VS. BELLARMINE, JAN. 21, 1995
AUBREY MINIX AT SAINT JOSEPH'S, FEB. 16, 2013
SEASON.....(.507, 74-146) DEB POPE, 1994-95 (MIN. 40 ATT.)
CAREER.....(.442, 184-416) DEB POPE, 1992-96 (MIN. 90 ATT.)

HIGHEST REBOUNDING AVERAGE (SEASON).....(15.1)

RECORDS

DEBBIE SCHUTTE, 1976-77
CAREER.....(14.3) DEBBIE SCHUTTE, 1975-77

HIGHEST SCORING AVERAGE
SEASON.....(24.4) LEANN FREELAND, 1994-95
CAREER.....(19.7) LEANN FREELAND, 1993-97

MISCELLANEOUS

WIDEST MARGIN OF VICTORY.....(95) VS. ST. MARY'S
(113-18), 1978-79
WIDEST MARGIN OF VICTORY IN AN OVERTIME GAME.....
(26) AT MISSOURI-ST. LOUIS, JAN. 15, 2001
MOST VICTORIES IN A SEASON.....(30) 1996-97
MOST VICTORIES IN THE GLVC.....(20) 1996-97
(SECOND YEAR WITH A 20 GAME SCHEDULE)
MOST VICTORIES IN THE OVC.....(6) 2022-23
MOST OVERTIMES IN A SEASON.....(3) 2009-10
LONGEST WINNING STREAK.....(29) 1996-97
LONGEST GLVC WINNING STREAK.....(27) 1996-98
LONGEST WINNING STREAK IN A SEASON....(29) 1996-97
LONGEST HOME WINNING STREAK..... (33) 1996-98
BEST RECORD.....(30-2, .938) 1996-97
HIGHEST SCORING AVERAGE.....(88.9) 1996-97
(BEST IN THE NATION)

NCAA DIVISION I FIRSTS

FIRST POINTS.....ASHLYNN BROWN
VS. OAKLAND CITY (NOV. 7, 2022)
FIRST WIN.....87-39 VS. OAKLAND CITY (NOV. 7, 2022)
FIRST WIN VS. D-1 OPPONENT.....88-75 VS. WESTERN
ILLINOIS (NOV. 11, 2022)
FIRST DOUBLE-DOUBLE.....VANESSA SHAFFORD
VS. BOWLING GREEN STATE (NOV. 19, 2022)
FIRST CONFERENCE POINTS.....VANESSA SHAFFORD
VS. SE MISSOURI STATE (DEC. 29, 2022)
FIRST CONFERENCE WIN.....68-54 VS. SE MISSOURI
STATE (DEC. 29, 2022)

CAREER SCORING LEADERS
1. LEANN FREELAND (1993-97).....2,269
2. EILEEN WEBER (1994-98).....1,847
3. ANNA HACKERT (2011-15).....1,607
4. KATHY LAUCK (1990-94).....1,573
5. KAYDIE GROOMS (2014-18).....1,567

CAREER REBOUNDING LEADERS
1. ANNA HACKERT (2011-15).....1,009
2. LEANN FREELAND (1993-97)..... 961
3. EILEEN WEBER (1994-98)..... 842
4. KATHY LAUCK (1990-94)..... 791
5. MORGAN DAHLSTROM (2014-18)..... 749

CAREER LEADERS IN GAMES PLAYED
1. EMMA DEHART (2017-22)..... 126
2. ASHLYNN BROWN (2018-23)..... 125
3. ADRIENNE SEITZ (1995-99)..... 120
4. KAYDIE GROOMS (2014-18)..... 119*
5. JENNIFER DONNER (1996-00)..... 117
**SET SCHOOL RECORD WITH 119 GAMES STARTED*

MOST CAREER FIELD GOALS MADE
1. LEANN FREELAND (1993-97)..... 887
2. EILEEN WEBER (1994-98)..... 705
3. KATHY LAUCK (1990-94)..... 622
4. ANNA HACKERT (2011-15)..... 593
5. KAYDIE GROOMS (2014-18)..... 530

MOST CAREER FIELD GOALS ATTEMPTED
1. LEANN FREELAND (1993-97).....1,449
2. EILEEN WEBER (1994-98).....1,317
3. KATHY LAUCK (1990-94).....1,258
4. PEGGY WITSMAN (1982-86).....1,245
5. CASEY HUGHES (1998-02).....1,153

MOST FREE THROWS MADE
1. LEANN FREELAND (1993-97)..... 491
2. ANNA HACKERT (2011-15)..... 421
3. SHELLY SCOTT (1987-92)..... 385
4. KAYDIE GROOMS (2014-18)..... 364
5. EILEEN WEBER (1994-98)..... 348

MOST FREE THROWS ATTEMPTED
1. LEANN FREELAND (1993-97)..... 738
2. ANNA HACKERT (2011-15)..... 568
3. SHELLY SCOTT (1987-92)..... 494
4. KATHY LAUCK (1990-94)..... 484
5. EILEEN WEBER (1994-98)..... 474

MOST THREE-POINT FIELD GOALS MADE
1. STEPHANIE CARPENTER (2010-14)..... 194
2. DEB POPE (1992-96)..... 184*
3. JAMIE TRUITT (2003-05)..... 165
4. ELLEN YOUNG (2008-11)..... 150
5. AMIE NEWHART (2007-11)..... 148

MOST THREE-POINT FIELD GOALS ATTEMPTED
1. STEPHANIE CARPENTER (2010-14)..... 524
2. EMMA DEHART (2017-22)..... 433
3. DEB POPE (1992-96)..... 416*
4. JAMIE TRUITT (2003-05)..... 404
5. ELLEN YOUNG (2008-11)..... 399

MOST ASSISTS
1. ADRIENNE SEITZ (1995-99)..... 565

2. RANDA HARSHBARGER (2014-18)..... 376
3. CONNIE VANMETER (1983-87)..... 353
4. BETHANY MILLER (2000-03)..... 335
5. AMIE NEWHART (2007-11)..... 329

MOST STEALS
1. CASEY HUGHES (1998-02)..... 201
2. ADRIENNE SEITZ (1995-99)..... 198
3. RANDA HARSHBARGER (2014-18)..... 193
4. EILEEN WEBER (1994-98)..... 188
BETHANY MILLER (2000-03)..... 188

MOST BLOCKS
1. LEANN FREELAND (1993-97)..... 192
2. ANGI LINTKER (1995-99)..... 103
3. CAYLA HERBST (2011-15)..... 101
4. CATHY TEPOOL (1994-99)..... 91
5. ANNA HACKERT (2011-15)..... 87

BROADCAST MEDIA SHEET



3 Lexie Green

5'10" • Sr. • G
Indianapolis, IN
Southport

Year	GP/GS	PPG	RPG	APG	FG%	3P%	FT%
2023-24	21/0	2.0	1.6	0.4	35.9	30.4	50.0

LAST GAME: 2 pts, 1-4 FG, 4 reb, 13 min

- In 2022-23, made three starts in 29 games played, averaging 3.3 points on 40.9 percent shooting in 14.4 minutes
- Tallied a career-high 13 points in 30 minutes played in a road win at Tennessee State last season
- A Two-time Academic All-GLVC honoree and an OVC Commissioner's Honor Roll and Medal of Honor recipient
- An all-state selection at Southport, was named an Indiana Top 60 Senior according to Hoosier Basketball Magazine in 2019-20



4 Tori Handley

5'10" • Gr. • G
Jeffersonville, IN
Jeffersonville/SIUUE

Year	GP/GS	PPG	RPG	APG	FG%	3P%	FT%
2023-24	20/13	4.0	2.3	1.5	33.3	37.5	55.0

LAST GAME: 6 pts, 2-3 3PT, 2 ast, 2 stl, 19 min

- Posted a career-best 16 points earlier this season on Dec. 1 against Murray State
- In 2022-23, averaged 4.4 points in 25.9 minutes and made 27 starts in 29 appearances
- Tied for a team-best 1.7 steals per game last season, which ranked 10th in the OVC
- Spent first two seasons at OVC member SIUE, averaging four points in 51 games and 22 starts
- Was a senior all-conference honoree at Jeffersonville in 2018-19, honorable mention as a junior




10 Kylee Dennis

5'10" • Fr. • G
Lexington, KY
Sayre

Year	GP/GS	PPG	RPG	APG	FG%	3P%	FT%
2023-24	0/0						

LAST GAME: DNP

- Has not played this season, working back from a preseason injury
- Kentucky All-Star selection as a senior in 2022-23 at Sayre after a 28.7 points season
- First girls player from Sayre and one of only a handful of female Lexington-area players to score 2,000 points in a high school career



11 Ali Saunders

5'10" • So. • G
Depauw, IN
North Harrison/Valparaiso

Year	GP/GS	PPG	RPG	APG	FG%	3P%	FT%
2023-24	22/9	6.7	2.6	3.1	45.5	40.0	77.8

LAST GAME: 13 pts, 5-5 FG, 3-3 3PT, 3 reb, 4 ast, 30 min

- Season-high 14 points, matched career-best 7 assists against Western Illinois on Jan. 25
- Spent freshman season (2022-23) at Valparaiso, averaging 10.7 points on over 47 percent shooting with a team-best 81 assists
- Named MVC All-Freshman Team last season after leading all MVC freshmen in scoring and assists
- Scored a career-high 32 points in a game against UAB last season, setting a Valpo freshman record
- An all-state selection at North Harrison and #11 player in class per Prep Girls Hoops Indiana



20 Vanessa Shafford

5'9" • Jr. • G
Linton, IN
Linton-Stockton

Year	GP/GS	PPG	RPG	APG	FG%	3P%	FT%
2023-24	22/22	14.5	8.0	1.6	44.9	36.3	81.4

LAST GAME: 9 pts, 4-12 FG, 11 reb, 2 ast, 25 min

- Scored a career-best 26 points, matched career-high six made three-pointers on Jan. 4 against Tennessee State
- 2023-24 Preseason All-OVC Team selection
- In 2022-23, led the team with 33.5 minutes and 7.1 rebounds while scoring 13 points per outing
- Ranked top five nationally last season in three-point shooting, connecting at 46.8 percent
- Earned GLVC All-Frosh and Academic honors in 2021-22
- Two-time Indiana All-Star selection and an all-state selection multiple times at Linton-Stockton, won two state titles



21 Addy Blackwell

5'4" • R-Sr. • G
Bloomington, IN
Bloomington South

Year	GP/GS	PPG	RPG	APG	FG%	3P%	FT%
2023-24	22/22	5.3	1.5	1.1	36.6	35.2	88.5

LAST GAME: 5 pts, 1-4 3PT, 2 reb, 20 min

- Medical redshirt last year after missing the entire season due to multiple injuries that required surgery
- All-GLVC Second Team selection in 2021-22 after averaging over nine points and shooting nearly 44 percent from three-point range
- Was 25th nationally in free-throw percentage (88.4) during the 2021-22 campaign
- Three-time Academic All-GLVC recipient
- An Indiana All-Star and all-state at Bloomington South




22 Meredith Raley

6'0" • Sr. • F
Haubstadt, IN
Gibson Southern

Year	GP/GS	PPG	RPG	APG	FG%	3P%	FT%
2023-24	22/22	12.5	5.9	1.4	46.2	31.7	79.1

LAST GAME: 10 pts, 2-4 FG, 5-6 FT, 2 reb, 11 min

- Reached 1,000 career points on Jan. 20 against Morehead State
- 2023-24 Preseason All-OVC Team selection
- In 2022-23, shot a team-best 47.8 percent from the floor while second on the team in scoring with 13.3 points in 22 starts
- Won OVC POTW twice last season, including once after double-double of 17 points, 16 boards on Dec. 10 at Eastern Michigan
- Tallied a career-high 27 points at SEMO last season
- Earned All-GLVC Second Team honors in 2021-22
- An all-state honorable mention and Top 60 Senior by Hoosier Basketball Magazine while at Gibson Southern



25 Madi Webb

6'2" • Sr. • F
Bedford, IN
Bedford North Lawrence, SIUE

Year	GP/GS	PPG	RPG	APG	FG%	3P%	FT%
2023-24	21/21	10.6	4.9	1.3	51.8	30.8	58.8

LAST GAME: 2 pts, 1-4 FG, 2 reb, 13 min

- Posted career-highs 22 points and 11 boards on January 18 against Little Rock
- Spent first three seasons at SIUE (2020-23)
- In 2022-23, made 16 starts in 30 contests, averaging 15.5 minutes and led SIUE in shooting at 48.8 percent
- Tallied a career-best 18 points and 10 rebounds last season at Western Illinois
- Was an IBCA Class 5A All-State and Academic All-State Honorable Mention at Bedford North Lawrence



33 Trinita Ralston

5'5" • Fr. • G
Louisville, KY
Sacred Heart Academy

Year	GP/GS	PPG	RPG	APG	FG%	3P%	FT%
2023-24	22/0	4.0	2.2	1.9	40.8	14.3	77.1

LAST GAME: 5 pts, 2-2 FG, 3 reb, 4 ast, 2 stl, 19 min

- Won three consecutive state championships at Sacred Heart Academy
- Nominated for the 2023 McDonald's All-American game after averaging over seven points, four rebounds, five assists, and two steals in 2022-23
- Three-time all-state selection at Sacred Heart and set school records for free-throw attempts (16) in a game and single-game assists (13)



40 Sophia Loden

5'11" • Fr. • G/F
Mascoutah, IL
Mascoutah

Year	GP/GS	PPG	RPG	APG	FG%	3P%	FT%
2023-24	14/0	2.4	2.5	0.2	29.3	21.1	62.5

LAST GAME: 2 pts, 1-3 FG, 2 reb, 11 min

- Became Mascoutah's all-time leading scorer in 2022-23 with over 1,800 career points and also surpassed 1,000 career rebounds
- Averaged a double-double of 22 points and 13 rebounds per game last year
- Selected to the IBCA All-Star Game for Classes 3A-4A as a senior
- An all-state selection multiple times at Mascoutah



41 Claudia Gallegos

6'2" • Jr. • F
Naperville, IL
Neuqua Valley

Year	GP/GS	PPG	RPG	APG	FG%	3P%	FT%
2023-24	11/0	1.0	1.0	0.0	28.6	0.0	37.5

LAST GAME: 3 prs, 1-1 FG, 4 min

- Averaged 4.9 minutes in eight games played in 2022-23, tallying a season-high 11 minutes against Brescia (KY) last season
- Redshirted in 2021-22 and earned Academic All-GLVC honors
- Averaged over nine points and five rebounds as a senior at Neuqua Valley, starting all four years



44 Lauren Carie

6'2" • Jr. • F
Vincennes, IN
Vincennes Rivet

Year	GP/GS	PPG	RPG	APG	FG%	3P%	FT%
2023-24	12/0	0.8	1.3	0.6	22.2	0.0	50.0

LAST GAME: 0 pts, 0-2 FG, 1 reb, 1 ast, 6 min

- In 2022-23, averaged 4.1 minutes in eight appearances, playing a season-high nine minutes against Brescia (KY) last year
- An Academic All-GLVC and OVC Commissioner's Honor Roll recipient during USI career
- In 2021-22, had a career-best eight points in a win over Kentucky Christian
- Was a member of Vincennes Rivet's IHSAA Class A finalists teams in 2018 and 2019



45 Chloe Gannon

6'2" • Fr. • F
Manchester, TN
Coffee County Central

Year	GP/GS	PPG	RPG	APG	FG%	3P%	FT%
2023-24	22/1	8.8	4.1	0.7	54.3	0.0	67.4

LAST GAME: 18 pts, 8-13 FG, 4 reb, 4 blk, 29 min

- Has posted career-best 18 points twice in OVC play
- Scored 13 points in three consecutive games between December 17 and 29
- Named to TN Report Class 4A All-State Team at high school after averaging 15 points and six rebounds in 2022-23
- Tennessee Class 4A Miss Basketball candidate
- Selected to Basketball Coaches Association of Tennessee All-Star Game
- Surpassed 1,300 points and 500 rebounds in high school

USI Individual Highs and Notes		
2023-24 Season Highs		Double-Figures/Miscellaneous
#3 Lexie Green 5-10...Sr...G...Indianapolis, IN (Southport)		
Pts: 6 - vs. Brescia (Ky.) (12/22/23) Rbs: 7 - vs. Morehead State (1/20/24) Asts: 3 - vs. Oakland City (11/12/23) Stls: 2 - vs. Cincinnati (12/17/23) Blks: N/A	Pts: 13 - at Tennessee State (2/25/23) Rbs: 8 vs. Little Rock (1/12/23) Asts: 5 - vs. SE Missouri (12/29/22) Stls: 3 - Twice, last at Little Rock (2/16/23) Blks: 1 - at Tennessee State (2/25/23)	Category..... 2023-24.....Career Scoring:.....02 20-point outings:00 Rebounds:00 Double-doubles:00
#4 Tori Handley 5-10...Gr...G...Jeffersonville, IN (Jeffersonville/SIU Edwardsville)		
Pts: 16 - vs. Murray State (12/1/23) Rbs: 6 - vs. Murray State (12/1/23) Asts: 4 - at Southeast Missouri (12/29/23) Stls: 3 - vs. Wright State (11/6/23) Blks: 2 - vs. Wright State (11/6/23)	Pts: 16 - vs. Murray State (12/1/23) Rbs: 10-vs. William Jewell (2/5/22) Asts: 6 - Twice, last at Tennessee State (2/25/23) Stls: 5-Twice, last vs. Western Illinois (11/11/22) Blks: 2 - vs. Wright State (11/6/23) *Includes career highs from SIU Edwardsville	Category..... 2023-24.....Career Scoring:.....213* 20-point outings:00 Rebounds:01 Double-doubles:00 *Includes seven from SIU Edwardsville
#10 Kylee Dennis 5-10...Fr...G...Lexington, KY (Sayre)		
Pts: Rbs: Asts: Stls: Blks:	Pts: Rbs: Asts: Stls: Blks:	Category..... 2023-24.....Career Scoring:.....00 20-point outings:00 Rebounds:00 Double-doubles:00
#11 Ali Saunders 5-10...So...G...Depauw, IN (North Harrison/Valparaiso)		
Pts: 14 - vs. Western Illinois (1/25/24) Rbs: 5 - Five times, last vs. Western Illinois (1/25/24) Asts: 7 - Twice, last vs. vs. Western Illinois (1/25/24) Stls: 2 - Four times, last vs. SIUE (2/10/24) Blks: 1 - vs. Eastern Illinois (2/8/24)	Pts: 32 - vs. UAB (11/21/22)* Rbs: 8 - vs. UAB (11/21/22)* Asts: 7 - Twice, last vs. Western Illinois (1/25/24) Stls: 2 - Six times, last vs. SIUE (2/10/24)* Blks: 1 - Seven times, last vs. Eastern Illinois (2/8/24)* *Includes career highs from Valparaiso	Category..... 2023-24.....Career Scoring:.....624* 20-point outings:02! Rebounds:00 Double-doubles:00 *includes 18, includes two from Valparaiso
#20 Vanessa Shafford 5-9...Jr...G...Linton, IN (Linton-Stockton)		Milestone Watch: 877 career points
Pts: 26 - vs. Tennessee State (1/4/24) Rbs: 15 - vs. Tennessee Tech (1/6/24) Asts: 5 - at SIUE (1/11/24) Stls: 4 - Three times, last vs. Western Illinois (1/25/2024) Blks: 2 - vs. Wright State (11/6/23)	Pts: 26 - vs. Tennessee State (1/4/24) Rbs: 15 - vs. Tennessee Tech (1/6/24) Asts: 7-vs. Southwest Baptist (3/3/22) Stls: 5-vs. Oakland City (11/7/22) Blks: 2 - Twice, last vs. Wright State (11/6/23)	Category..... 2023-24.....Career Scoring:.....1948 20-point outings:37 Rebounds:714 Double-doubles:611
#21 Addy Blackwell 5-6...RSr...G...Bloomington, IN (Bloomington South)		Milestone Watch: 606 career points
Pts: 14 - vs. Northern Illinois (11/16/23) Rbs: 4 - vs. Morehead State (1/20/24) Asts: 3 - Three times, last vs. Tennessee State (1/4/24) Stls: 4 - vs. Eastern Michigan (12/9/23) Blks: 1 - vs. Oakland City (11/12/23)	Pts: 22-vs. Tampa (12/19/21) Rbs: 10-vs. Rockhurst (2/4/22) Asts: 7-Twice, last at Illinois Springfield (12/2/21) Stls: 5-vs. Quincy (1/25/20) Blks: 1-Five times, last vs. Oakland City (11/12/23)	Category..... 2023-24.....Career Scoring:.....224 20-point outings:01 Rebounds:01 Double-doubles:01
#22 Meredith Raley 6-0...Sr...F...Haubstadt, IN (Gibson Southern)		Milestone Watch: 1078 career points
Pts: 22 - Twice, last vs. Eastern Illinois (2/8/24) Rbs: 13 - at Southeast Missouri (12/29/23) Asts: 5 - at Southeast Missouri (12/29/23) Stls: 2 - vs. Brescia (Ky.) (12/22/23) Blks: 1 - Three times, last at Lindenwood (12/31/23)	Pts: 27 - at SE Missouri (2/18/23) Rbs: 16 - at Eastern Michigan (12/10/22) Asts: 5 - Twice, last at Southeast Missouri (12/29/23) Stls: 3-Twice, last vs. Bethel (Ind.) (11/23/22) Blks: 3-at SW Baptist (2/12/22)	Category..... 2023-24.....Career Scoring:.....1561 20-point outings:48 Rebounds:46 Double-doubles:46
#25 Madi Webb 6-2...Sr...F/C...(Bedford North Lawrence/SIU Edwardsville)		
Pts: 22 - vs. Little Rock (1/18/24) Rbs: 11 - vs. Little Rock (1/18/24) Asts: 3 - Three times, last vs. Eastern Illinois (2/8/24) Stls: 1 - Seven times, last vs. Morehead State (1/20/24) Blks: 2 - Three times, last vs. Eastern Illinois (2/8/24)	Pts: 22 - vs. Little Rock (1/18/24) Rbs: 11 - vs. Little Rock (1/18/24) Asts: 3 - Six times, last vs. Eastern Illinois (2/8/24)* Stls: 2 - at Western Illinois (12/11/22)* Blks: 3 - Twice, last vs. Morehead State (1/16/21)* *includes career highs from SIU Edwardsville	Category..... 2023-24.....Career Scoring:.....1112* 20-point outings:11 Rebounds:24! Double-doubles:23# *includes one, includes two, #includes one from SIU Edwardsville
Continued on next page...		

USI Individual Highs and Notes		
2023-24 Season Highs	Career Highs	Double-Figures/Miscellaneous
#33 Triniti Ralston 5-5...Fr...G...Louisville, KY (Sacred Heart Academy)		
Pts: 7 - Four times, last at vs. Eastern Illinois (2/8/24) Rbs: 11 - vs. Brescia (Ky.) (12/22/23) Asts: 5 - vs. Tennessee State (1/4/24) Stls: 4 - at Southeast Missouri (12/29/23) Blks: 1 - Three times, last at Tennessee State (2/3/2024)	Pts: 7 - Four times, last at vs. Eastern Illinois (2/8/24) Rbs: 11 - vs. Brescia (Ky.) (12/22/23) Asts: 5 - vs. Tennessee State (1/4/24) Stls: 4 - at Southeast Missouri (12/29/23) Blks: 1 - Three times, last at Tennessee State (2/3/2024)	Category..... 2023-24.....Career Scoring:00 20-point outings:00 Rebounds:11 Double-doubles:00
#40 Sophia Loden 5-11...Fr...G/F...Mascoutah, IL (Mascoutah)		
Pts: 9 - vs. Oakland City (11/12/23) Rbs: 6 - vs. Oakland City (11/12/23) Asts: 1 - Twice, last at SIUE (1/11/24) Stls: 1 - Five times, last vs. Western Illinois (1/25/2024) Blks: 1 - Twice, last vs. Brescia (Ky.) (12/22/23)	Pts: 9 - vs. Oakland City (11/12/23) Rbs: 6 - vs. Oakland City (11/12/23) Asts: 1 - Twice, last at SIUE (1/11/24) Stls: 1 - Five times, last vs. Western Illinois (1/25/2024) Blks: 1 - Twice, last vs. Brescia (Ky.) (12/22/23)	Category..... 2023-24.....Career Scoring:00 20-point outings:00 Rebounds:00 Double-doubles:00
#41 Claudia Gallegos 6-2...Jr...F...Naperville, IL (Neuqua Valley)		
Pts: 4 - Twice, last vs. Brescia (Ky.) (12/22/23) Rbs: 3 - vs. Western Illinois (1/25/2024) Asts: N/A Stls: N/A Blks: 2 - vs. Brescia (Ky.) (12/22/23)	Pts: 4 - Twice, last vs. Brescia (Ky.) (12/22/23) Rbs: 3 - vs. Western Illinois (1/25/2024) Asts: 1 - Twice, last vs. Brescia (Ky.) (12/21/22) Stls: N/A Blks: 2 - vs. Brescia (Ky.) (12/22/23)	Category..... 2023-24.....Career Scoring:00 20-point outings:00 Rebounds:00 Double-doubles:00
#44 Lauren Carie 6-2...Jr...C...Vincennes, IN (Vincennes Rivet)		
Pts: 3 - vs. Brescia (Ky.) (12/22/23) Rbs: 3 - Twice, last at Southeast Missouri (12/29/23) Asts: 3 - vs. Brescia (Ky.) (12/22/23) Stls: N/A Blks: 1 - Three times, last vs. Tennessee State (1/4/24)	Pts: 8 - vs. Kentucky Christian (12/10/21) Rbs: 4 - Twice, last vs. McKendree (1/17/22) Asts: 3 vs. Brescia (Ky.) (12/22/23) Stls: 1 - Three times, last vs. Bethel (Ind.) (11/23/22) Blks: 1 - Five times, last vs. Tennessee State (1/4/24)	Category..... 2023-24.....Career Scoring:00 20-point outings:00 Rebounds:00 Double-doubles:00
#45 Chloe Gannon 6-2...Fr...F/C...Manchester, TN (Coffee County Central)		
Pts: 18 - Twice, last vs. SIUE (2/10/24) Rbs: 8 - Twice, last at Southeast Missouri (12/29/23) Asts: 3 - vs. Brescia (Ky.) (12/22/23) Stls: 3 - vs. Cincinnati (12/17/23) Blks: 4 - vs. SIUE (2/10/24)	Pts: 18 - Twice, last vs. SIUE (2/10/24) Rbs: 8 - Twice, last at Southeast Missouri (12/29/23) Asts: 3 vs. Brescia (Ky.) (12/22/23) Stls: 3 - vs. Cincinnati (12/17/23) Blks: 4 - vs. SIUE (2/10/24)	Category..... 2023-24.....Career Scoring:99 20-point outings:00 Rebounds:00 Double-doubles:00



2023-24 Southern Ind. Women's Basketball
Combined Team Statistics
All games

Game Records

Record	Overall	Home	Away	Neutral
ALL GAMES	16-6	12-2	4-4	0-0
CONFERENCE	11-1	7-0	4-1	0-0
NON-CONFERENCE	5-5	5-2	0-3	0-0

Score by Periods

Team	1st	2nd	3rd	4th	OT	TOT
Southern Ind.	386	385	415	365	0	1551
Opponents	345	339	329	378	0	1391

Team Box Score

No.	Player				Total		3-Point		F-Throw		Rebounds												PTS	AVG
		GP-GS	MIN	AVG	FG-FGA	FG%	3FG-3FGA	3FG%	FT-FTA	FT%	OFF	DEF	TOT	AVG	PF	DQ	A	TO	BLK	STL				
20	SHAFFORD, Vanessa	22-22	647:19	29.4	119-265	.449	45-124	.363	35-43	.814	40	136	176	8.0	40	1	36	33	6	38	318	14.5		
22	RALEY, Meredith	22-22	534:13	24.3	91-197	.462	20-63	.317	72-91	.791	40	89	129	5.9	63	1	30	50	3	11	274	12.5		
25	WEBB, Madison	21-21	511:35	24.4	99-191	.518	4-13	.308	20-34	.588	29	74	103	4.9	74	2	28	43	11	7	222	10.6		
45	GANNON, Chloe	22-1	490:32	22.3	82-151	.543	0-1	.000	29-43	.674	23	68	91	4.1	54	0	16	33	18	8	193	8.8		
11	SAUNDERS, Ali	22-9	466:12	21.2	55-121	.455	24-60	.400	14-18	.778	8	49	57	2.6	30	0	68	38	1	18	148	6.7		
21	BLACKWELL, Addy	22-22	401:55	18.3	34-93	.366	25-71	.352	23-26	.885	3	31	34	1.5	40	1	24	30	1	15	116	5.3		
4	HANDLEY, Tori	20-13	406:58	20.3	27-81	.333	15-40	.375	11-20	.550	20	25	45	2.3	27	0	30	36	3	23	80	4.0		
33	RALSTON, Triniti	22-0	389:04	17.7	29-71	.408	3-21	.143	27-35	.771	5	44	49	2.2	44	0	42	54	3	32	88	4.0		
40	LODEN, Sophia	14-0	124:01	8.9	12-41	.293	4-19	.211	5-8	.625	16	19	35	2.5	10	0	3	10	2	5	33	2.4		
3	GREEN, Lexie	21-0	206:15	9.8	14-39	.359	7-23	.304	6-12	.500	10	24	34	1.6	7	0	9	9	0	6	41	2.0		
2	HOWARD, Takiya	13-0	87:00	6.7	6-25	.240	2-9	.222	3-6	.500	8	10	18	1.4	9	0	3	8	1	2	17	1.3		
41	GALLEGOS, Claudia	11-0	51:09	4.6	4-14	.286	0-0	.000	3-8	.375	5	6	11	1.0	11	0	0	11	3	0	11	1.0		
44	CARIE, Lauren	12-0	83:48	7.0	4-18	.222	0-0	.000	2-4	.500	3	12	15	1.3	13	0	7	10	3	0	10	0.8		
Team											33	49	82					5						
Total		22	4400		576-1307	.441	149-444	.336	250-348	.718	243	636	879	40.0	422	5	296	370	55	165	1551	70.5		
Opponents		22	4400		479-1324	.362	150-528	.284	283-395	.716	259	534	793	36.0	375	5	250	348	62	186	1391	63.2		

Team Statistics

	USI	OPP
Scoring	1551	1391
Points per game	70.5	63.2
Scoring margin	+7.3	-
Field goals-att	576-1307	479-1324
Field goal pct	.441	.362
3 point fg-att	149-444	150-528
3-point FG pct	.336	.284
3-pt FG made per game	6.8	6.8
Free throws-att	250-348	283-395
Free throw pct	.718	.716
F-Throws made per game	11.4	12.9
Rebounds	879	793
Rebounds per game	40.0	36.0
Rebounding margin	+3.9	-
Assists	296	250
Assists per game	13.5	11.4
Turnovers	370	348
Turnovers per game	16.8	15.8
Turnover margin	-1.0	-
Assist/turnover ratio	0.8	0.7
Steals	165	186
Steals per game	7.5	8.5
Blocks	55	62
Blocks per game	2.5	2.8
Winning streak	2	-
Home win streak	8	-
Attendance	12262	11817
Home games-Avg/Game	14-876	8-1477
Neutral site-Avg/Game	-	0-0

Team Results

Date	Opponent		Score	Att.
11/06/2023	Wright St.	W	67-63	653
11/12/2023	Oakland City	W	86-38	713
11/16/2023	NIU	W	66-60	503
11/20/2023	at Missouri	L	62-96	3471
11/26/2023	at Purdue	L	57-95	3683
12/01/2023	Murray St.	L	73-93	907
12/06/2023	at Saint Louis	L	53-89	416
12/09/2023	Eastern Mich.	W	72-51	513
12/17/2023	Cincinnati	L	56-58	746
12/22/2023	Brescia	W	86-37	403
12/29/2023	at Southeast Mo. St.	W	75-37	535
12/31/2023	at Lindenwood	W	71-68	1491
01/04/2024	Tennessee St.	W	78-57	530
01/06/2024	Tennessee Tech	W	69-66	1369
01/11/2024	at SIUE	W	87-64	617
01/18/2024	Little Rock	W	58-48	669
01/20/2024	Morehead St.	W	70-55	1057
01/25/2024	Western Ill.	W	81-61	1365
02/01/2024	at Tennessee Tech	W	81-72	1171
02/03/2024	at Tennessee St.	L	58-65	433
02/08/2024	Eastern Ill.	W	70-60	803
02/10/2024	SIUE	W	75-58	2031



2023-24 Southern Ind. Women's Basketball
Combined Team Statistics
In Conference games

Game Records

Record	Overall	Home	Away	Neutral
ALL GAMES	11-1	7-0	4-1	0-0
CONFERENCE	11-1	7-0	4-1	0-0
NON-CONFERENCE	0-0	0-0	0-0	0-0

Score by Periods

Team	1st	2nd	3rd	4th	OT	TOT
Southern Ind.	221	217	226	209	0	873
Opponents	182	164	156	209	0	711

Team Box Score

No.	Player	Total			3-Point			F-Throw		Rebounds												
		GP-GS	MIN	AVG	FG-FGA	FG%	3FG-3FGA	3FG%	FT-FTA	FT%	OFF	DEF	TOT	AVG	PF	DQ	A	TO	BLK	STL	PTS	AVG
20	SHAFFORD, Vanessa	12-12	385:01	32.1	62-147	.422	27-78	.346	28-36	.778	25	84	109	9.1	22	1	19	19	2	20	179	14.9
22	RALEY, Meredith	12-12	303:08	25.3	51-110	.464	12-34	.353	53-68	.779	29	61	90	7.5	40	1	18	29	1	6	167	13.9
25	WEBB, Madison	12-12	296:28	24.7	61-112	.545	3-8	.375	13-22	.591	18	41	59	4.9	45	2	18	26	6	4	138	11.5
45	GANNON, Chloe	12-0	277:41	23.1	51-90	.567	0-1	.000	16-22	.727	12	34	46	3.8	35	0	10	14	11	2	118	9.8
11	SAUNDERS, Ali	12-9	326:46	27.2	39-80	.488	15-42	.357	12-16	.750	3	33	36	3.0	20	0	52	21	1	12	105	8.8
33	RALSTON, Triniti	12-0	216:58	18.1	16-37	.432	2-7	.286	19-25	.760	3	30	33	2.8	27	0	24	33	1	19	53	4.4
21	BLACKWELL, Addy	12-12	216:55	18.1	14-38	.368	10-31	.323	12-14	.857	1	20	21	1.8	21	1	15	18	0	5	50	4.2
4	HANDLEY, Tori	10-3	175:18	17.5	9-31	.290	7-20	.350	4-10	.400	4	9	13	1.3	14	0	12	19	1	10	29	2.9
3	GREEN, Lexie	11-0	96:15	8.8	6-17	.353	1-7	.143	3-4	.750	4	14	18	1.6	3	0	4	6	0	1	16	1.5
2	HOWARD, Takiya	4-0	14:47	3.7	2-4	.500	0-0	.000	1-2	.500	3	2	5	1.3	1	0	0	3	0	0	5	1.3
40	LODEN, Sophia	7-0	48:21	6.9	3-13	.231	0-6	.000	2-2	1.000	7	6	13	1.9	3	0	3	5	0	2	8	1.1
41	GALLEGOS, Claudia	5-0	14:20	2.9	1-5	.200	0-0	.000	1-6	.167	2	3	5	1.0	6	0	0	3	1	0	3	0.6
44	CARIE, Lauren	6-0	28:03	4.7	1-8	.125	0-0	.000	0-0	.000	2	4	6	1.0	4	0	2	3	1	0	2	0.3
Team											15	27	42					3				
Total		12	2400		316-692	.457	77-234	.329	164-227	.722	128	368	496	41.3	241	5	177	202	25	81	873	72.8
Opponents		12	2400		238-717	.332	65-285	.228	170-227	.749	133	276	409	34.1	235	4	117	183	29	93	711	59.3

Team Statistics

	USI	OPP
Scoring	873	711
Points per game	72.8	59.3
Scoring margin	+13.5	-
Field goals-att	316-692	238-717
Field goal pct	.457	.332
3 point fg-att	77-234	65-285
3-point FG pct	.329	.228
3-pt FG made per game	6.4	5.4
Free throws-att	164-227	170-227
Free throw pct	.722	.749
F-Throws made per game	13.7	14.2
Rebounds	496	409
Rebounds per game	41.3	34.1
Rebounding margin	+7.3	-
Assists	177	117
Assists per game	14.8	9.8
Turnovers	202	183
Turnovers per game	16.8	15.3
Turnover margin	-1.6	-
Assist/turnover ratio	0.9	0.6
Steals	81	93
Steals per game	6.8	7.8
Blocks	25	29
Blocks per game	2.1	2.4
Winning streak	2	-
Home win streak	7	-
Attendance	7824	4247
Home games-Avg/Game	7-1118	5-849
Neutral site-Avg/Game	-	0-0

Team Results

Date	Opponent		Score	Att.
12/29/2023	at Southeast Mo. St.	W	75-37	535
12/31/2023	at Lindenwood	W	71-68	1491
01/04/2024	Tennessee St.	W	78-57	530
01/06/2024	Tennessee Tech	W	69-66	1369
01/11/2024	at SIUE	W	87-64	617
01/18/2024	Little Rock	W	58-48	669
01/20/2024	Morehead St.	W	70-55	1057
01/25/2024	Western Ill.	W	81-61	1365
02/01/2024	at Tennessee Tech	W	81-72	1171
02/03/2024	at Tennessee St.	L	58-65	433
02/08/2024	Eastern Ill.	W	70-60	803
02/10/2024	SIUE	W	75-58	2031



**2023-24 Southern Ind. Women's Basketball
Team Game-by-Game
All games**

Page 1/1
as of Feb 11, 2024

Opponent	Date	Score		Total		3-Pointers		Free throws		Rebounds										
				FG-FGA	PCT	3FG-3FGA	PCT	FT-FTA	PCT	OFF	DEF	TOT	AVG	PF	A	TO	BLK	STL	PTS	AVG
Wright St.	11/06/2023	67-63	W	26-58	.448	6-11	.545	9-14	.643	12	33	45	45.0	19	6	25	7	13	67	67.0
Oakland City	11/12/2023	86-38	W	34-62	.548	9-19	.474	9-13	.692	20	25	45	45.0	20	20	25	3	12	86	76.5
NIU	11/16/2023	66-60	W	26-61	.426	7-20	.350	7-9	.778	12	27	39	43.0	12	10	11	3	4	66	73.0
at Missouri	11/20/2023	62-96	L	25-66	.379	7-26	.269	5-8	.625	9	22	31	40.0	15	8	14	2	8	62	70.3
at Purdue	11/26/2023	57-95	L	21-60	.350	4-20	.200	11-14	.786	11	18	29	37.8	19	11	13	3	3	57	67.6
Murray St.	12/01/2023	73-93	L	32-75	.427	6-21	.286	3-7	.429	16	31	47	39.3	24	14	24	2	7	73	68.5
at Saint Louis	12/06/2023	53-89	L	23-61	.377	6-19	.316	1-4	.250	5	23	28	37.7	20	12	18	0	6	53	66.3
Eastern Mich.	12/09/2023	72-51	W	22-60	.367	10-27	.370	18-25	.720	15	32	47	38.9	23	13	15	3	8	72	67.0
Cincinnati	12/17/2023	56-58	L	21-60	.350	6-25	.240	8-10	.800	9	25	34	38.3	16	10	10	2	12	56	65.8
Brescia	12/22/2023	86-37	W	30-52	.577	11-22	.500	15-17	.882	6	32	38	38.3	13	15	13	5	11	86	67.8
at Southeast Mo. St.	12/29/2023	75-37	W	27-67	.403	8-26	.308	13-21	.619	18	31	49	39.3	16	20	16	3	11	75	68.5
at Lindenwood	12/31/2023	71-68	W	27-50	.540	5-14	.357	12-17	.706	10	18	28	38.3	19	14	19	2	5	71	68.7
Tennessee St.	01/04/2024	78-57	W	28-57	.491	12-26	.462	10-14	.714	11	30	41	38.5	19	19	19	2	9	78	69.4
Tennessee Tech	01/06/2024	69-66	W	20-53	.377	6-21	.286	23-31	.742	12	33	45	39.0	26	11	18	0	6	69	69.4
at SIUE	01/11/2024	87-64	W	31-66	.470	6-24	.250	19-25	.760	13	41	54	40.0	22	19	13	0	6	87	70.5
Little Rock	01/18/2024	58-48	W	20-47	.426	3-13	.231	15-19	.789	6	32	38	39.9	15	9	17	3	7	58	69.8
Morehead St.	01/20/2024	70-55	W	27-63	.429	4-22	.182	12-14	.857	10	34	44	40.1	23	12	15	2	6	70	69.8
Western Ill.	01/25/2024	81-61	W	29-61	.475	11-23	.478	12-23	.522	9	32	41	40.2	22	18	15	2	7	81	70.4
at Tennessee Tech	02/01/2024	81-72	W	30-65	.462	7-16	.438	14-22	.636	12	31	43	40.3	22	14	15	0	4	81	70.9
at Tennessee St.	02/03/2024	58-65	L	21-46	.457	4-18	.222	12-13	.923	4	27	31	39.9	20	11	24	2	7	58	70.3
Eastern Ill.	02/08/2024	70-60	W	28-58	.483	3-12	.250	11-13	.846	11	32	43	40.0	20	12	17	4	6	70	70.3
SIUE	02/10/2024	75-58	W	28-59	.475	8-19	.421	11-15	.733	12	27	39	40.0	17	18	14	5	7	75	70.5
Total		1551		576-1307	.441	149-444	.336	250-348	.718	243	636	879	40.0	422	296	370	55	165	1551	70.5
Opponents		1391		479-1324	.362	150-528	.284	283-395	.716	259	534	793	36.0	375	250	348	62	186	1391	63.2

Southern Ind. Averages

Games Played	Points/game	FG Pct	3FG Pct	FT Pct	Rebounds/game	Assists/game	Turnovers/game	Assist/Turnover ratio	Steals/game	Blocks/game
22	70.5	44.1	33.6	71.8	40.0	13.5	16.8	0.8	7.5	2.5



**2023-24 Southern Ind. Women's Basketball
Opponents Game-by-Game
All games**

Page 1/1
as of Feb 11, 2024

Opponent	Date	Score		Total		3-Pointers		Free throws		Rebounds										
				FG-FGA	PCT	3FG-3FGA	PCT	FT-FTA	PCT	OFF	DEF	TOT	AVG	PF	A	TO	BLK	STL	PTS	AVG
Wright St.	11/06/2023	67-63	W	24-63	.381	10-27	.370	5-14	.357	10	21	31	31.0	13	13	17	6	15	63	63.0
Oakland City	11/12/2023	86-38	W	13-45	.289	3-16	.188	9-12	.750	8	10	18	24.5	17	5	29	2	12	38	50.5
NIU	11/16/2023	66-60	W	24-62	.387	9-24	.375	3-5	.600	12	25	37	28.7	14	10	13	3	5	60	53.7
at Missouri	11/20/2023	62-96	L	34-67	.507	16-32	.500	12-16	.750	14	35	49	33.8	11	23	15	5	9	96	64.3
at Purdue	11/26/2023	57-95	L	34-59	.576	9-19	.474	18-23	.783	9	30	39	34.8	16	24	10	4	9	95	70.4
Murray St.	12/01/2023	73-93	L	33-74	.446	13-34	.382	14-22	.636	16	29	45	36.5	11	22	16	2	14	93	74.2
at Saint Louis	12/06/2023	53-89	L	32-73	.438	11-27	.407	14-20	.700	20	33	53	38.9	9	20	14	3	10	89	76.3
Eastern Mich.	12/09/2023	72-51	W	16-56	.286	7-29	.241	12-17	.706	10	27	37	38.6	21	6	18	2	6	51	73.1
Cincinnati	12/17/2023	56-58	L	19-59	.322	3-15	.200	17-24	.708	20	32	52	40.1	12	5	14	6	5	58	71.4
Brescia	12/22/2023	86-37	W	12-49	.245	4-20	.200	9-15	.600	7	16	23	38.4	16	5	19	0	8	37	68.0
at Southeast Mo. St.	12/29/2023	75-37	W	12-60	.200	2-22	.091	11-15	.733	11	23	34	38.0	22	9	21	5	7	37	65.2
at Lindenwood	12/31/2023	71-68	W	25-53	.472	8-25	.320	10-14	.714	11	17	28	37.2	20	14	19	0	10	68	65.4
Tennessee St.	01/04/2024	78-57	W	21-53	.396	2-13	.154	13-18	.722	6	20	26	36.3	13	7	19	1	10	57	64.8
Tennessee Tech	01/06/2024	69-66	W	22-62	.355	2-17	.118	20-25	.800	9	24	33	36.1	26	12	10	1	9	66	64.9
at SIUE	01/11/2024	87-64	W	19-64	.297	8-23	.348	18-28	.643	9	24	33	35.9	21	12	10	1	6	64	64.8
Little Rock	01/18/2024	58-48	W	18-60	.300	6-26	.231	6-8	.750	11	22	33	35.7	18	7	14	4	3	48	63.8
Morehead St.	01/20/2024	70-55	W	19-58	.328	6-23	.261	11-24	.458	12	27	39	35.9	19	9	15	1	7	55	63.2
Western Ill.	01/25/2024	81-61	W	19-63	.302	6-31	.194	17-21	.810	14	29	43	36.3	19	6	18	2	10	61	63.1
at Tennessee Tech	02/01/2024	81-72	W	23-64	.359	5-27	.185	21-23	.913	11	26	37	36.3	26	15	13	8	11	72	63.6
at Tennessee St.	02/03/2024	58-65	L	21-53	.396	7-17	.412	16-19	.842	7	22	29	36.0	18	9	18	1	7	65	63.7
Eastern Ill.	02/08/2024	70-60	W	21-67	.313	6-30	.200	12-17	.706	17	21	38	36.0	18	9	12	3	7	60	63.5
SIUE	02/10/2024	75-58	W	18-60	.300	7-31	.226	15-15	1.000	15	21	36	36.0	15	8	14	2	6	58	63.2
Total		1391		479-1324	.362	150-528	.284	283-395	.716	259	534	793	36.0	375	250	348	62	186	1391	63.2
Southern Ind.		1551		576-1307	.441	149-444	.336	250-348	.718	243	636	879	40.0	422	296	370	55	165	1551	70.5

Opponents Averages

Games Played	Points/game	FG Pct	3FG Pct	FT Pct	Rebounds/game	Assists/game	Turnovers/game	Assist/Turnover ratio	Steals/game	Blocks/game
22	63.2	36.2	28.4	71.6	36.0	11.4	15.8	0.7	8.5	2.8