



USI WOMEN'S BASKETBALL 2022-23 OFFICIAL NOTES

MEDIA CONTACT FOR WOMEN'S BASKETBALL: PRESTON LEINENBACH
ASSISTANT DIRECTOR OF ATHLETIC COMMUNICATIONS
812-465-7094 (OFFICE); 812-549-6501 (CELL)

EST. 1975-76 • OHIO VALLEY CONFERENCE • 727-562 ALL-TIME RECORD • 12 NCAA TOURNAMENT SELECTIONS (DII)

SOUTHERN INDIANA (9-11, 3-6) VS. UT MARTIN (7-12, 4-5)

Game #21 | Jan. 28, 1 p.m. CT | Kathleen and Tom Elam Center | Martin, Tenn.
 usiscreamingeagles.com | ESPN+

TENNESSEE STATE (7-13, 3-7) VS. SOUTHERN INDIANA (9-11, 3-6)

Game #22 | Feb. 2, 5 p.m. CT | Screaming Eagles Arena | Evansville, Ind.
 usiscreamingeagles.com | ESPN+

2022-23 SCHEDULE/RESULTS

November

Mon. 7	vs. Oakland City	W 87-39
Fri. 11	vs. Western Illinois	W 88-75
Tue. 15	at Northern Illinois	L 53-61
Sat. 19	vs. Bowling Green State	L 74-100
Wed. 23	vs. Bethel (Ind.)	W 85-52

December

Sat. 3	at Murray State	L 59-77
Wed. 7	at Butler	L 48-58
Sat. 10	at Eastern Michigan	W 66-60
Sat. 17	at Wright State	W 76-66
Sun. 18	at Cincinnati	L 57-99
Wed. 21	vs. Brescia (Ky.)	W 90-48
Thu. 29	vs. SE Missouri State*	W 68-54
Sat. 31	at Eastern Illinois*	L 69-78

January

Thu. 5	at Morehead State*	L 61-64
Sat. 7	vs. SIU Edwardsville*	W 79-59
Thu. 12	vs. Little Rock*	L 44-47
Sat. 14	vs. UT Martin*	L 60-63
Thu. 19	at Lindenwood*	W 73-60
Sat. 21	at SIU Edwardsville*	L 69-78
Thu. 26	vs. Eastern Illinois*	Lot 62-67
Sat. 28	at UT Martin*	1 p.m.

February

Thu. 2	vs. Tennessee State*	5 p.m.
Sat. 4	vs. Morehead State*	1 p.m.
Thu. 9	at Tennessee Tech*	5:30 p.m.
Sat. 11	vs. Lindenwood*	5 p.m.
Thu. 16	at Little Rock*	5 p.m.
Sat. 18	at SE Missouri State*	2 p.m.
Thu. 23	vs. Tennessee Tech*	5 p.m.
Sat. 25	at Tennessee State*	TBA

OVC Women's Basketball Tournament

Mar. 1 (Wed.) - Mar. 4 (Sat.)

*OVC Contest, *Exhibition, Home games are in bold, All times are central.

THE OPENING TIP...

- Southern Indiana hits the road for a quick weekend trip for the second conference meeting against UT Martin Saturday at 1 p.m.
- The first meeting with UT Martin on January 14 went the Skyhawks' way, 63-60, after a fourth-quarter rally by UT Martin.
- The Screaming Eagles are coming off a close overtime loss, 67-62, on Thursday against Eastern Illinois. USI's defense made things challenging for the OVC-leading Panthers. USI led by as many as six early in the fourth quarter and by two with under 90 seconds remaining before the two squads battled it out in overtime. It was USI's first overtime game since November 13, 2021.
- Sophomore guard Vanessa Shafford led USI Thursday with a career-high 24 points and six triples. Senior forward Hannah Haithcock scored 21 points.
- USI is tied for seventh in the Ohio Valley Conference standings at 3-6 entering the weekend. Eastern Illinois remained in first place after Thursday's game, while UT Martin is tied for fifth at 4-5.
- Haithcock paces the Screaming Eagles with 15.1 points per game and is second on the squad with 6.1 rebounds per contest. Shafford is second in scoring at 13.7 points per outing and leads the team with 6.9 rebounds per game. Junior forward Meredith Raley is averaging 13.1 points per game.
- USI compiled a 23-6 record last season, a GLVC regular season championship, and a berth into the 2022 NCAA Division II Midwest Region Tournament. The Screaming Eagles' 23 wins were the most since USI achieved 26 victories in the 2017-18 season.

HEAD COACHES

USI

Head Coach: Rick Stein (24th)
 Career Record: 420-248
 Career at USI: Same

UTM

Head Coach: Kevin McMillan (14th)
 Career Record: 259-172
 Career at UTM: Same

TSU

Head Coach: Ty Evans
 Career Record: 19-54
 Career at TSU: Same

STAT LEADERS

USI

Points: Hannah Haithcock (14.7)
 Rebounds: Vanessa Shafford (7.0)
 Assists: Soffia Rieckers (65)
 Steals: Vanessa Shafford (37)
 Blocks: Ashlynn Brown (23)

UTM

Points: Sharniece Currie-Jelks (13.3)
 Rebounds: Sharniece Currie-Jelks (6.8)
 Assists: Shae Littleford (61)
 Steals: Seygan Robins (37)
 Blocks: Anaya Brown (18)

TSU

Points: Erica Haynes-Overton (14.7)
 Rebounds: Lyric Cole (6.8)
 Assists: Gia Adams (49)
 Steals: Erica Haynes-Overton (46)
 Blocks: Sierra McCullough, Kianni Westbrook (12)

2022-23 SCREAMING EAGLES LINEUP

No.	Name	Ht.	Yr.	Pos.	MIN/G	PPG	RPG	APG	FG%	3P%	FT%
1	Aubrey Burgess	5'7"	So.	G	6.4	1.4	0.8	0.9	33.3	.000	62.5
2	Takiya Howard *	5'10"	So.	G	7.1	1.7	0.7	0.4	28.6	.000	77.8
3	Lexie Green	5'10"	Jr.	G	12.7	3.2	1.3	1.4	48.6	47.6	70.8
4	Tori Handley	5'10"	Sr.	G	27.1	5.5	3.1	1.9	28.0	28.3	69.2
5	Lexi Thompson	5'11"	Sr.	G/F	6.2	1.4	0.5	0.2	38.1	33.3	100.0
11	Soffia Rieckers	5'6"	Sr.	G	22.6	2.1	1.5	3.3	23.5	19.2	80.0
20	Vanessa Shafford	5'9"	So.	G	32.6	13.7	6.9	2.1	46.7	53.9	76.9
21	Addy Blackwell	5'4"	Sr.	G	-	-	-	-	-	-	-
22	Meredith Raley	6'0"	Jr.	F	23.8	13.1	5.0	2.3	45.8	21.6	82.5
23	Ashlynn Brown	6'1"	Gr.	F	18.4	6.3	5.0	1.7	35.8	20.0	74.3
24	Tara Robbe	6'0"	Sr.	F	21.7	6.3	3.7	1.1	46.7	27.8	74.0
33	Hannah Haithcock	6'0"	Sr.	F	27.5	15.1	6.1	1.1	46.5	11.1	79.1
41	Claudia Gallegos +	6'2"	So.	F	5.8	0.3	0.8	0.3	11.1	.000	.000
44	Lauren Carie	6'2"	So.	C	5.0	0.7	1.0	0.3	28.6	.000	.000

*2021-22 at Murray State, +Redshirted, # Sat out 2021-22

NUMERICAL ROSTER

No.	Name	Pos.	Ht.	Cl.	Hometown/Previous School
1	Aubrey Burgess	G	5'7"	So.	Linton, Ind./Linton-Stockton HS
2	Takiya Howard	G	5'10"	So.	Chicago, Ill./Murray State
3	Lexie Green	G	5'10"	Jr.	Indianapolis, Ind./Southport HS
4	Tori Handley	G	5'10"	Sr.	Jeffersonville, Ind./SIU Edwardsville
5	Lexi Thompson	G/F	5'11"	Sr.	Lafayette, Ind./Lafayette Central HS
11	Soffia Rieckers	G	5'6"	Sr.	Evansville, Ind./Wabash Valley JC
20	Vanessa Shafford	G	5'9"	So.	Linton, Ind./Linton-Stockton HS
21	Addy Blackwell	G	5'4"	Sr.	Bloomington, Ind./Bloomington South HS
22	Meredith Raley	F	6'0"	Jr.	Haubstadt, Ind./Gibson Southern HS
23	Ashlynn Brown	F	6'1"	Gr.	Perrysburg, Ohio/Perrysburg HS
24	Tara Robbe	F	6'0"	Sr.	Wildwood, Mo./Lafayette HS
33	Hannah Haithcock	F	6'0"	Sr.	Washington Courthouse, Ohio/Washington HS
41	Claudia Gallegos	F	6'2"	So.	Naperville, Ill./Neuqua Valley HS
44	Lauren Carie	C	6'2"	So.	Vincennes, Ind./Vincennes Rivet HS

COACHING STAFF

Head Coach: Rick Stein (24th year)

Assistant Coaches: Randa Gatling (24th year), Emma DeHart (1st year)

Manager: Mason Auker


MEDIA ROSTER



#1 Aubrey Burgess
So. | 5'7" | G
Linton, Ind.




#2 Takiya Howard
So. | 5'10" | G
Chicago, Ill.



#3 Lexie Green
Jr. | 5'10" | G
Indianapolis, Ind.



#4 Tori Handley
Sr. | 5'10" | G
Jeffersonville, Ind.



#5 Lexi Thompson
Sr. | 5'11" | G/F
Lafayette, Ind.




#11 Soffia Rieckers
Sr. | 5'6" | G
Evansville, Ind.



#20 Vanessa Shafford
So. | 5'9" | G
Linton, Ind.



#21 Addy Blackwell
Sr. | 5'4" | G
Bloomington, Ind.



#22 Meredith Raley
Jr. | 6'0" | F
Haubstadt, Ind.




#23 Ashlynn Brown
Gr. | 6'1" | F
Perrysburg, Ohio




#24 Tara Robbe
Sr. | 6'0" | F
Wildwood, Mo.



#33 Hannah Haithcock
Sr. | 6'0" | F
Washington Courthouse, Ohio



#41 Claudia Gallegos
So. | 6'2" | F
Naperville, Ill.



#44 Lauren Carie
So. | 6'2" | C
Vincennes, Ind.

QUICK FACTS

General

Location: Evansville, IN
Established: 1965
Enrollment: 9,758
Colors: Red, Blue, and White
President: Dr. Ronald Rochon
Athletic Director: Jon Mark Hall
Division: NCAA I
Conference: Ohio Valley Conference

History

First yr. of Basketball: 1975-76
Overall All-Time record: 727-562 (.564)
Yrs. in NCAA Tournament/last: 12/2022
Last post-season opponent: Walsh
Last Result: L 63-75
GLVC Championships/Last: 9/2022
NCAA II Regional Championships/Last: 2/2001

Coaching Staff

Head Coach: Rick Stein
Alma mater, yr.: Southern Indiana, '92
Record at USI: 420-248 (24 years)
Career record: Same
GLVC record: 243-175 (23 years)
OVC record: 3-6 (1 year)

2021-22 Team Information

Overall record: 23-6
Home record: 12-1
Road record: 8-2
Neutral site record: 3-3
Conference record: 16-2 (1st in East Division;
Regular Season Champions)
GLVC Tournament: Semifinalist

2022-23 Roster Information

Starters returning/lost: 3/2
Letterwinners returning/lost: 11/3
Newcomers: 1 (Transfer)

ROSTER BY CLASS

Fifth-Year Seniors

#23 Ashlynn Brown

Seniors

#4 Tori Handley
#5 Lexi Thompson
#11 Soffia Rieckers
#21 Addy Blackwell
#24 Tara Robbe
#33 Hannah Haithcock

Juniors

#3 Lexie Green
#22 Meredith Raley
Sophomores
#1 Aubrey Burgess
#2 Takiya Howard
#20 Vanessa Shafford
#41 Claudia Gallegos
#44 Lauren Carie

PRONUNCIATIONS

1 Aubrey Burgess - Bur-jiss
2 Takiya Howard - Ta-kye-a
11 Soffia Rieckers - So-fee-uh Rick-ers
20 Vanessa Shafford (short "a" - Shafford)
22 Meredith Raley (Ray-lee)
24 Tara Robbe (Row-bee)
41 Claudia Gallegos (Guh-ya-goes)
44 Lauren Carie (Care-ee)

COACHING STAFF



Head Coach Rick Stein

Vitals: 24th Year

Career Record: 420-248 (.629)

OVC Record: 3-6 (.333)

GLVC Record: 253-175 (.591)

Alma Mater: Southern Indiana '92

Pronunciation: Styne

Awards: 3-time GLVC Coach of the Year
–2001, 2017, 2018

Notes

- Led USI to the 2001 and 2002 GLVC Tournament titles.
- Became the program's all-time winningest coach with USI's 80-75 win over Wayne State December 29, 2008.
- Recorded 200th win when USI defeated Lewis, 60-58, January 27, 2011.
- Recorded 300th win when USI defeated William Jewell, 57-39, January 5, 2017.
- Recorded 400th win when USI defeated Illinois Springfield, 88-80, January 20, 2022.
- In 31 seasons as an assistant coach and head coach for USI women's basketball, he has had a hand in 579 of the program's 727 victories (79.6 percent of USI's all-time wins).

Head Coach Rick Stein (24th Year)

USI/career record	420-248	(.629)
OVC record	3-6	(.333)
GLVC record	253-175	(.591)
Home record	250-92	(.731)
Road record	127-123	(.508)
Neutral record	43-33	(.566)
Midwest Region record	328-213*	(.606)

*Only includes record against MW Region teams; not reciprocal-opponents that count as region games (i.e. Lincoln Memorial).

Coach Stein vs. the GLVC

Opponent	Record	(Pct.)
Drury	4-19	(.182)
Illinois Springfield	23-0	(1.000)
Indianapolis	22-20	(.524)
Lewis	17-25	(.405)
Lindenwood	4-0	(1.000)
Maryville	10-1	(.909)
McKendree	14-1	(.933)
Missouri S&T	8-11	(.421)
Missouri-St. Louis	27-6	(.818)
Quincy	14-21	(.400)
Rockhurst	17-4	(.810)
Southwest Baptist	4-0	(1.000)
Truman State	7-5	(.583)
William Jewell	9-3	(.750)

Coach Stein vs. the OVC

Opponent	Record	(Pct.)
Eastern Illinois	0-2	(.000)
Lindenwood	5-0	(1.000)
Little Rock	0-1	(.000)
Morehead State	0-1	(.000)
SIU Edwardsville	10-10	(.500)
Southeast Missouri	1-0	(1.000)
Tennessee State	0-0	(.000)
Tennessee Tech	0-0	(.000)
UT Martin	0-1	(.000)



Assistant Coach Randa Gatling

Vitals: 24th Year

Alma Mater: Southern Indiana '99

Pronunciation: Ran-duh



Assistant Coach Emma DeHart

Vitals: 1st Year

Alma Mater: Southern Indiana '22

Pronunciation: Duh-Hart

RECORD BREAKDOWN

Records when the Screaming Eagles are:

	In 2021-22	Under Stein	In 2022-23
Playing at home	12-1	250-92	6-4
–Screaming Eagles Arena	12-1	33-11	6-4
–Physical Activities Center	N-A	217-81	N-A
Playing on the road	8-2	127-123	3-7
Playing at a neutral site:	3-3	43-33	0-0
Playing at night	11-2	239-145	6-5
Playing during the day	12-4	181-103	3-6
Playing on Monday	3-0	24-8	1-0
Playing on Tuesday	1-0	30-5	0-1
Playing on Wednesday	1-0	16-8	2-1
Playing on Thursday	6-1	122-83	2-3
Playing on Friday	4-1	31-21	1-0
Playing on Saturday	9-3	159-106	3-5
Playing on Sunday	0-1	38-17	0-1
Leading at the half	19-1	348-55	9-2
Trailing at the half	4-5	59-185	0-8
Tied at the half	0-0	13-8	0-1
Playing in overtime	0-1	13-11	0-1
Playing in October	0-0	1-1	0-0
Playing in November	5-1	98-25	3-2
Playing in December	3-1	86-38	4-4
Playing in January	7-1	111-93	2-5
Playing in February	7-1	108-71	0-0
Playing in March	1-2	16-20	0-0
Outshooting opponent	15-2	337-40	9-2
Being outshot by opponent	8-4	82-208	0-9
Tie in shooting percentage	0-0	1-0	0-0
Shooting 50 % or better	4-0	98-9	2-0
Shooting less than 50 %	19-6	322-238	7-11
Outrebounding opponent	14-3	274-85	9-4
Being outrebounded	5-3	115-151	0-7
Tied in rebounding	4-0	31-12	0-0
Opponent has more turnovers	21-3	322-102	6-4
USI has more turnovers	2-3	80-128	1-6
Teams were tied in turnovers	0-0	18-18	2-1
USI scores under 70 points	6-3	97-187	2-10
USI scores 70-79 points	5-2	141-42	3-1
USI scores 80-89 points	7-1	117-15	3-0
USI scores 90-99 points	4-0	49-1	1-0
USI scores 100 or more points	1-0	17-2	0-0
USI vs. Division II Teams	22-6	374-235	0-0
USI vs. Division I Teams	0-0	6-11	6-11
USI vs. Division III Teams	0-0	1-0	0-0
USI vs. NAIA	1-0	38-2	3-0
USI vs. USCAA	0-0	1-0	0-0
USI vs. Midwest Region Teams	21-5	328-213	0-0
USI vs. Conf. Teams	17-3*	269-199*	3-6
USI vs. non-conf.	6-3	151-49	6-5
USI vs. Top 25 (Either Poll)	2-3	28-62	0-0
–USI vs. WBCA Top 25	2-3	26-61	0-0
–USI vs. D2SIDA Media Top 25	1-3	6-22	0-0
USI vs. D-II No. 1 ranked team	0-0	1-4	0-0
USI vs. CollegeInsider Mid-Major Top 25	0-0	0-3	0-3

*Includes OVC, GLVC & NCAA II Tournament games

USI STREAKS

All-Time Best Winning Streak	29 wins
Season: 1996-97	
2021-22 Best Winning Streak	7 wins
Dates: November 16 - December 18	
All-Time Worst Losing Streak	19 losses
Season: 1990-91	
2021-22 Worst Losing Streak	2 losses
Dates: March 5 - March 11	



WE ARE "USI"

The athletic teams representing the University of Southern Indiana are referred to as "Southern Indiana" or "USI" in all instances. "Screaming Eagles" is preferred on first reference, then "Eagles" thereafter.

ABOUT THE OPPONENT

Saturday's Opponent - UT Martin

- UT Martin is 7-12 overall and 4-5 in conference play. A pair of the Skyhawks' nonconference wins included wins on the road against Vanderbilt and South Dakota.
- UT Martin did not play on Thursday, as they were awarded a win by forfeit in the league standings. Originally scheduled to play Lindenwood, the Lions forfeited the contest due to not enough players being available.
- The Skyhawks fell 78-63 on Saturday against Eastern Illinois for their second straight loss. After trailing by five at halftime, the Skyhawks were outscored 17-10 in the third quarter. The 12-point deficit going to the fourth quarter was too much to overcome for UTM. The Skyhawks went 11-24 for 45.8 percent from three. Graduate guard Seygan Robins led UTM with 17 points. The Skyhawks had two other players in double figures.
- During the season, UT Martin has dealt with injuries. Freshman Kenley McCarn leads UT Martin at 19.8 points per contest but has not played since November 21. Freshman forward Sharnecce Currie-Jelks actively leads UT Martin in scoring at 13.3 points per game. Graduate guard Paige Pipkin is averaging 10.9 points and sophomore guard Shae Littleford is averaging 10.7 points per outing.

Thursday's Opponent - Tennessee State

- Tennessee State is 7-13 this season with a 3-7 record in OVC games. The Tigers nonconference schedule featured a couple of wins against Omaha and Lipscomb. Tennessee State also faced Butler and Baylor, dropping both games. The Tigers started conference play with three straight losses before winning two in a row. Now, TSU has dropped four straight in games actually played.
- On Thursday, Tennessee State fell on the road at Southeast Missouri 77-59. A slow start hurt the Tigers, as they were outscored by SEMO 27-12 in the first quarter. Both teams shot the ball well, but SEMO made 11 triples. The Tigers struggled at the line, going 13-25, and TSU allowed 16 fast break points. Tennessee State's recorded 15 steals, as the Tigers lead the OVC and are one of the best teams in the nation in takeaways.
- The Tigers are led in scoring by graduate guard Erica Haynes-Overton at 14.7 points per game. She also leads the team with 46 steals. Sophomore guard Gia Adams is second on the team in points, averaging 13.8 points per contest.

TALE OF THE TAPE

Stat Category	USI	UTM	TSU
Points Per Game	67.9	61.3	65.2
Scoring Margin	+3.1	-1.8	-6.4
Field Goal %	.413	.409	.400
3-Point %	.336	.332	.242
3-pt FG Made Per Game	5.4	6.8	3.3
Free Throw %	.770	.757	.694
Rebounds Per Game	38.4	29.8	33.7
Rebounding Margin	+3.0	-4.9	-4.8
Assists Per Game	15.7	12.5	9.9
Turnovers Per Game	21.5	17.3	19.2
Turnover Margin	-0.3	+0.7	+2.2
Assist/Turnover Ratio	0.7	0.7	0.5
Steals Per Game	9.7	8.5	10.9
Blocks Per Game	3.8	2.7	2.4

USI vs. UTM

All-Time	0-1
First All-Time Meeting	(H) UTM 63-60, 2022-23
Last All-Time Meeting	(H) UTM 63-60, 2022-23
Last USI Win	N/A
Last UTM Win	(H) 63-60, 2022-23
Streak	L1

USI vs. TSU

All-Time	N/A
First All-Time Meeting	N/A
Last All-Time Meeting	N/A
Last USI Win	N/A
Last TSU Win	N/A
Streak	N/A

NEXT THREE OPPONENTS



UT Martin (7-12, 4-5)



Tennessee State (7-13, 3-7)



Morehead State (7-13, 3-6)

Last game - 78-63 L vs. Eastern Illinois, 1/21/23
 Next game - at SIU Edwardsville, 2/2/23 11 a.m.
 Leading scorer - Sharnecce Currie-Jelks (13.3)
 Leading rebounder - Sharnecce Currie-Jelks (6.8)

Last game - 77-59 L at SE Missouri, 1/26/23
 Next game - at So. Indiana, 2/2/23 5 p.m.
 Leading scorer - Erica Haynes-Overton (14.7)
 Leading rebounder - Lyric Cole (6.8)

Last game - 58-45 L vs. Little Rock, 1/26/23
 Next game - vs. SIU Edwardsville, 1/28/23 1 p.m.
 Leading scorer - Veronica Charles (11.7)
 Leading rebounder - Veronica Charles (5.2)

USI NOTES

Eagles' scoring efficiency

- The Screaming Eagles' offense has been one of the best when it comes to offensive conversion and the efficiency of putting the ball in the basket. USI is averaging 67.9 points per game, which is third in the Ohio Valley Conference. Southern Indiana's scoring output has been achieved by shooting 41.3 percent from the floor (third in the OVC), 33.6 percent from behind the arc (first in the OVC), and 77 percent at the free-throw line (first in the OVC).
- Meanwhile, USI's offensive effort has led to 15.7 assists per game (second in the OVC), which sits among the best in the nation. The Screaming Eagles have recorded an assist on 65.3 percent of their total made baskets this season.

USI's defensive prowess

- USI's pressuring defense has been a problem for opponents this season. Southern Indiana is fourth in the OVC with 9.7 steals per game, second with 21.2 turnovers forced per game, third in field goal percentage defense at .388, and is first in the league at 3.8 blocks per contest. Plus, USI is also cleaning up the glass, leading the OVC at 38.4 rebounds per game overall and second at 26.3 defensive rebounds per game.
- In terms of takeaways, senior guard **Tori Handley** leads USI with 38 steals, senior guard **Soffia Rieckers** sophomore guard **Vanessa Shafford** are second on the team with 37 takeaways.
- USI's post players have also done their part in erasing shots. Graduate forward **Ashlynn Brown** leads USI with 23 blocks on the season, senior forward **Hannah Haithcock** has 17, while junior forward **Meredith Raley** has 13 blocks.

Haithcock's inside presence

- Senior forward **Hannah Haithcock** has been a strong presence inside this season for USI. Haithcock posted a career-high 31 points on January 19 in a win at Lindenwood. The performance was the third time this season that Haithcock set a new career mark. Haithcock became the seventh different Ohio Valley Conference player to tally 30 or more points in a game this season and put forth the ninth overall 30-point performance from an OVC player. Plus, Haithcock became the first USI player to score 30 or more in a game since current assistant coach Emma DeHart posted 39 points at Rockhurst University on February 6, 2021.
- Haithcock tallied 25 points at Eastern Illinois on December 31 en route to surpassing 1,000 career points. The senior became the 20th USI player to reach 1,000 career points.
- Haithcock has scored 14 or more points in 10 of the last 13 games for USI. During the current 13-game stretch, Haithcock is averaging 16.2 points per game. She is also averaging 7.2 rebounds per game during the same span.
- Some of Haithcock's performances this season has featured strong second-half play. In a November 11 win against Western Illinois, Haithcock scored 20 second-half points. In USI's December win at Eastern Michigan, she scored 11 of 17 points in the second half. In USI's first OVC win against Southeast Missouri, she posted 13 of her 15 points in the last 20 minutes. Haithcock struck for 17 of her 25 points in the second half at Eastern Illinois, and she recorded 19 of her career-high 31 points at Lindenwood after halftime.

Seeing double-doubles

- In Southern Indiana's 79-59 home win against SIU Edwardsville on January 7, the Screaming Eagles had two players post double-doubles. Sophomore guard **Vanessa Shafford** tallied 18 points and a career-high 12 rebounds, while senior forward **Hannah Haithcock** accounted for 14 points and 10 rebounds. Both players have recorded multiple double-doubles this season.
- The two performances marked the first time two USI players tallied double-doubles in the same game since February 17, 2018, when Kaydie Grooms registered 26 points and 12 rebounds and Morgan Dahlstrom accumulated 20 points and 10 rebounds against Rockhurst University.

USI ends nonconference with a win

- Before the holiday break, the Screaming Eagles concluded the non-conference season with a 90-48 home win against Brescia (Ky.), which was USI's first home game since November 23.
- USI had five players score in double figures against Brescia (Ky.). The last time USI had five players reach double figures was January 20, 2022, against the University of Illinois Springfield.

USI versus DI teams in nonconference

- USI went 3-5 against Division I teams in the non-conference season, averaging 65.1 points per game. Junior forward **Meredith Raley** led three Screaming Eagles in double figures with 14.0 points per contest. Just behind her was sophomore guard **Vanessa Shafford** at 13.3 points per outing and senior forward **Hannah Haithcock** with 13.1 points per game. Shafford led USI in three-point shooting, connecting at a 60.7 percent (17-28) while also topping the squad at 6.5 rebounds per game, 23 total assists, and 16 total steals.

Haithcock named OVC co-Player of the Week

- Senior forward **Hannah Haithcock** was named OVC co-Player of the Week on December 27 for the first time this season and the third overall honor for USI this season. The 2022-23 Preseason All-OVC selection earned the honor after recording a then career-high 24 points and tying a career-best 13 rebounds in a 90-48 win against Brescia University (Ky.) on December 21. At the time of the performance, it was Haithcock's eighth career double-double.

20/20 Vision

- This season, USI has had its eyes set on getting extra possessions and filling the scoring column. USI's offense has been balanced between efficient three-point shooting and establishing solid post play.

- Already this season, USI has had three games when two players have reached the 20-point plateau in the same game. The first instance was on November 19 in a loss to Bowling Green State, while the second came in USI's 76-66 win at Wright State. The most recent occurrence was on January 26 in a loss to Eastern Illinois.
- In the contest against Bowling Green, sophomore guard **Vanessa Shafford** and senior forward **Hannah Haithcock** each posted 21 points. In the win at Wright State, Shafford along with junior forward **Meredith Raley** each registered 20 points. Against Eastern Illinois, Shafford dropped 24 points and Haithcock posted 21 points.

Raley named OVC Player of the Week

- Junior forward **Meredith Raley** was named OVC Player of the Week on December 13 for the second time in the 2022-23 season. Raley earned the accolade after posting 28 points and 19 rebounds in two games at Butler and Eastern Michigan, averaging 14 points and 9.5 boards per contest. She led USI with 11 points and a career-best five assists at Butler on December 7 before a stellar performance of 17 points and 16 rebounds at Eastern Michigan on December 10. Raley's second career double-double marked the first time a Screaming Eagle pulled down 15 or more rebounds in a game since Kacy Eschweiler tallied 22 rebounds against Ferris State University on November 16, 2018.
- Raley was named OVC co-Player of the Week on November 29. In earning the honor, Raley scored a career-high 23 points on November 23 against Bethel University (Ind.), hitting the 20-point plateau for the first time in her career. The Haubstadt, Indiana native added eight rebounds with five coming on the offensive glass.

Shafford is everywhere on the court

- Guard **Vanessa Shafford** is having a stellar sophomore season. After making one start in 27 appearances in her freshman season, Shafford has assumed a vital role with USI in her second season, starting every game and scoring at will. Shafford has scored 10 or more points in 17 games this season, including ten straight games. Shafford has been the best, most efficient three-point shooter in the nation, connecting from three at 53.9 percent.
- Not only has Shafford been impressive in the scoring column, but the 5'9" guard has been sensational on the glass. Shafford paces USI at 6.9 rebounds per game. She has already secured 10 or more rebounds in four games this season, including her first two career double-double games in consecutive outings against Bowling Green State on November 19 and Bethel University (Ind.) on November 23. In comparison, Shafford averaged 3.5 rebounds per game in her freshman season.

Raley setting up her teammates

- Junior forward **Meredith Raley** has been a tough matchup for USI's opponents this season. Raley has scored in double figures in 16 games this season for the Screaming Eagles. The junior has started 14 of 20 games for USI in the 2022-23 season. She has scored 15 or more points in eight games this season.
- While Raley's scoring has drawn the attention, the Haubstadt, Indiana native has also done well dishing it out to her teammates. Raley is second on the team with 46 assists this season, averaging 2.3 assists per game. The 6'0" forward has registered three or more assists in eight games this season, including a career-best five assists on December 7 at Butler.

Robbe working hard in the lane

- Senior forward **Tara Robbe** put together a solid stretch of play during the holiday season that has carried over into the start of 2023. Following two offensive rebounds before Thanksgiving against Bethel University (Ind.), Robbe grabbed three more offensive boards on December 3 against Murray State while also chipping in six points on 3-3 shooting. The Wildwood, Missouri native then pulled down six rebounds on December 7 at Butler and another six on December 10 at Eastern Michigan. In a December 17 win at Wright State, Robbe had six rebounds with three offensive boards. She claimed a season-high seven rebounds at Eastern Illinois on December 31. In road contests at Butler, Wright State, Cincinnati, Eastern Illinois, and Morehead State, Robbe matched her season-high with nine points.

Eagles head into Thanksgiving with a win

- Southern Indiana picked up an 85-52 win against Bethel University (Ind.) on November 23, going into the Thanksgiving break on a high note. The win solidified a 3-1 home record for USI in November, where four of USI's first five games of the season were at Screaming Eagles Arena.
- In addition to junior forward **Meredith Raley**'s career-high 23 points, sophomore guard **Vanessa Shafford** picked up where she left off from the previous game against Bowling Green State. Shafford followed her 21 points, 11 rebounds performance against the Falcons with a second consecutive double-double against the Bethel Pilots. Shafford recorded 13 points and 10 boards for her second career double-double.
- Junior guard **Lexie Green** had a strong, fourth-quarter finish against Bethel. In a span of a minute and 24 seconds midway into the fourth period, Green connected on two three-pointers and converted a three-point opportunity on a basket and a foul. Green went on to score a career-high 11 points with all 11 tallies coming in the final 6:35 of the fourth quarter.

Shafford's career performance against BGSU

- Sophomore guard **Vanessa Shafford** set a career high at the time with 21 points and a then career-high 11 rebounds for her first career double-double game to lead Southern Indiana against Bowling Green State. It was the first 20-10 game for a USI player since Imani Guy had 24 points and 12 rebounds in a 74-47 home win over the University of Illinois Springfield on February 16, 2019.
- Shafford was also a perfect 5-5 from distance Saturday, tying a USI single-game record for the best three-point percentage in a minimum of five attempts. The previous mark

USI NOTES

was set by Taylor Stephenson, who also went 5-5 against Georgia Southwestern on November 10, 2012.

BGSU achieves rare feats against USI

- Credit and a tip of the cap has to be given to Bowling Green State in its win against Southern Indiana, as they achieved a couple of rare marks against the Screaming Eagles. The 100 points the Falcons scored was the first time a USI opponent has reached the century mark since the University of Indianapolis scored 101 in a triple overtime, 101-100 win against USI in the 2010-11 season.
- The Falcons' 14 made triples was also the first time a USI opponent had hit double-digit three-pointers since Cedarville University hit 12 in an 88-82 win against USI on November 13, 2021. The last USI opponent to make 14 threes in a game was Rockhurst University in a 96-86 overtime loss to the Screaming Eagles on February 6, 2021.

Haithcock catches on fire in second-half against WIU

- In USI's 88-75 win against Western Illinois on November 11, senior forward **Hannah Haithcock** found a spark at halftime and caught on fire in the second half against the Leathernecks.
- After being held to two points and limited minutes in the first half due to early foul trouble, Haithcock dominated in the second half. The senior posted 20 points in the second half on 7-9 shooting and going 6-7 at the free-throw line. Her 12 fourth-quarter points and 20 second-half tallies against Western Illinois were more than any USI player scored in a quarter and half, respectively, in the entire 2021-22 season.
- Haithcock totaled 22 points in the game, tying her then career high for the fourth time. The performance marked the 50th time Haithcock reached double figures and the fifth time scoring 20 or more in her career.

Other notable performances in USI's historic win against WIU

- Junior forward **Meredith Raley** was a catalyst off the bench for the Screaming Eagles, scoring 18 points to match her previous career high entering the season.
- Senior guard **Tori Handley** got it done on both ends against the Leathernecks, registering 13 points and tying a career best with five steals. Both are season highs for the senior.
- Graduate forward **Ashlynn Brown** grabbed 10 rebounds against WIU, tallying 10 or more rebounds for the fifth time in her career.
- In a limited 14 minutes played due to foul trouble, senior guard **Soffia Rieckers** dished out a then career-best seven assists. Rieckers was also active on the defensive end with four takeaways.

Thompson fills it up from three against OCU

- USI opened its 2022-23 season with an 87-39 win against Oakland City on November 7. Southern Indiana had 12 players score in the win, including six players scoring eight or more in the contest.
- Senior guard **Lexi Thompson** came off the bench in the game and immediately made an impact with her outside shooting ability. Thompson shot a perfect 3-3 in the game, all coming from three. The shooting performance was the first time in Thompson's career where she was perfect from distance on a minimum of three attempts.
- Thompson set a career high against OCU with the nine points scored from her three-point shooting. Plus, Thompson played 16 minutes against the Mighty Oaks, the most since her 21 minutes played against Quincy on February 2, 2021.

Solid fourth-quarter showings from Howard and Burgess

- Sophomore guard **Takiya Howard** has been acclimating to her new squad in 2022-23. Howard transferred to USI following her freshman season at Murray State last year. On November 19 against Bowling Green State, Howard came off the bench to score five quick points for USI in the last five minutes of the fourth quarter. The Chicago, Illinois native attacked the basket for a layup and then capitalized on an old-fashioned three-point play.
- **Aubrey Burgess**, a sophomore guard, finished USI's game at Murray State with quite the burst. In the last 1:32, Burgess posted six points off a pair of free throws and two quick layups in the final seconds. Burgess is from Linton, Indiana and was high school teammates with fellow sophomore Vanessa Shafford. The two won back-to-back IHSAA Class 2A state championships in their last two years at Linton-Stockton High School.

USI's historic start to 2022-23

- USI made history to start the season, the program's first as an NCAA Division I program. On November 7, USI earned an 87-39 win against Oakland City for the first win as a Division I program, and then USI followed up that win with the first win as a Division I program against another D-I school in the 88-75 victory November 11 against Western Illinois. The win against Oakland City was USI's fourth straight season-opening win and eighth straight win in the home opener.
- Southern Indiana started 2-0 for the fourth time in the last seven seasons. The other 2-0 starts during that span were in the shortened 2020-21 season, the 2017-18 season, and the 2016-17 season. USI won the Great Lakes Valley Conference East Division in each of those three seasons. In the 2016-17 and 2017-18 seasons, USI won at least 24 games in each season. Southern Indiana's 175 points after two games were also the most since the 2016-17 season.

Key returners for USI

- An experienced group returns for the Screaming Eagles this season, featuring the return of four starters and 14 total players. There are 10 players of upperclass status with no freshmen on the roster.
- USI has their main frontcourt trio back in the fold this season as the team's returning leading scorers. **Hannah Haithcock** (12.3 PPG), **Meredith Raley** (11.8 PPG), and **Ashlynn**

Brown (9.2 PPG) headline USI's post presence. Sharp-shooting senior guard **Addy Blackwell** leads the USI backcourt once again this season, coming off a 2021-22 season in which she shot 43.9% from three.

USI signs three for 2023-24

- USI Women's Basketball signed 5'11" guard/forward Sophia Loden (Mascoutah, Illinois), 6'2" center Chloe Gannon (Manchester, Tennessee), and 5'10" guard Kylee Dennis (Lexington, Kentucky) for the 2023-24 class.
- Loden averaged a double-double at 22.7 points per game and 12.5 rebounds per game in 2021-22 as a junior, receiving multiple conference and state accolades.
- Gannon averaged 13.6 points per contest in her junior season in 2021-22, shooting at a 57 percent clip. She also claimed five rebounds and had over one block per outing.
- Dennis averaged 15 points per game in 2021-22 to earn a Kentucky Junior All-Star Team selection. In 2020-21, her sophomore season, Dennis averaged 24 points per contest, finishing 8th in Kentucky in scoring.

Haithcock Preseason All-OVC

- Senior forward **Hannah Haithcock** was named to the 2022-23 Preseason All-OVC Team. Coming off a terrific junior season in 2021-22, Haithcock averaged 12.3 points per game, 4.7 rebounds per game, and shot 46.7% (135-289) from the floor. She also connected at the free throw line at an 80.5% (66-82) clip. Haithcock made 13 starts in 28 appearances on her way to earning second-team All-Great Lakes Valley Conference accolades for a second consecutive season.
- Last season, Haithcock scored in double-figures 20 times, increasing her career total to 48 such performances. She had a pair of double-doubles and two 20-plus games, matching a career-high 22 points in back-to-back contests midway into the conference season. She led the team in scoring in 11 of USI's 29 games last year. She helped USI to a 23-6 overall record, a 16-2 conference record, a GLVC regular season championship, and an appearance in the 2022 NCAA Division II Midwest Region Tournament.

DeHart joins USI Women's Basketball staff

- During the summer months, USI Head Coach Rick Stein announced the hiring of Emma DeHart as an assistant coach in 2022-23. DeHart joins the staff following her USI playing career from 2017-22.
- DeHart was a three-time All-GLVC honoree and five-time Academic All-GLVC member while playing for the Screaming Eagles under Stein. She finished her career ranked No. 1 all-time at USI in games played (126), No. 2 in three-point field goals attempted (433), No. 8 in free throws made (296) and three-point field goals made (127), No. 9 in free throws attempts (389), No. 12 in scoring (1,189) and assists (230). In her career, DeHart scored in double-figures 59 times, including seven 20-point outings.
- Her career-high 39 points came in 2020-21 in a come-from-behind overtime road win over Rockhurst. The 39 points tied Amie Newhart and LeAnn Freeland for third on USI's all-time single-game scoring list and was the most points ever scored by a USI women's basketball player in a road win.

USI's move to Division I and joining the OVC

- On February 7, 2022, the University of Southern Indiana Board of Trustees, after careful review and consideration, gave approval for the University to make formal application to the NCAA for reclassification from Division II to Division I athletics. The Screaming Eagles had been a competitive member of the Great Lakes Valley Conference since 1979 and with a winning history, including 10 individual and four team national championships at the DII level. USI has 19 varsity sports competing at the DI level.
- On February 9, 2022, the University of Southern Indiana accepted an invitation to join the Ohio Valley Conference (OVC) as its Division I partner. Although USI may be eligible for conference championships during the four-year transition, it would not be eligible for NCAA championships. USI is only the 23rd full-time member in the 74-year history of the Ohio Valley Conference, the eighth oldest conference in NCAA Division I.

USI's Overtime Record

- Southern Indiana is 18-13 all-time in overtime games. USI last played in overtime in 2022-23 against Eastern Illinois University, losing 67-62. The previous overtime contest before that was in 2021-22 at Cedarville University, losing 88-82. The last time USI had multiple overtime games in a season was 2015-16. The last multi-overtime game for USI was a 101-100, triple-overtime loss against the University of Indianapolis in 2010-11.

Magic mark of 75

- The Eagles are 444-79 (.849) all-time when scoring at least 75 points. USI is 317-30 (.914) since 1996-97 when reaching the 75-point plateau.

Record watch

- Graduate forward Ashlynn Brown is 17th all-time on USI's all-time rebounding list (509) and 35th in scoring (726). Brown is one of 13 USI players all-time to have at least 725 career points and 500 career rebounds. Senior forward Hannah Haithcock is 15th in scoring (1,124) and 18th in rebounding (495).

Gatling 500

- USI Assistant Coach Randa Gatling also hit a milestone when Head Coach Rick Stein earned his 400th career win last season. Gatling, who has been on the bench for all of Stein's wins, picked up her 500th career win, including her 100 wins as a player at USI. Currently, Gatling has 520 wins overall as a player and assistant coach at USI.

OVC PRESEASON POLL

2022-23 OVC Preseason Poll

(voted on by coaches and communication directors)

1. Tennessee Tech (11 first-place votes) - 147 points
2. UT Martin (four first-place votes) - 134 points
3. Little Rock (four first-place votes) - 129 points
4. Eastern Illinois - 115 points
5. Tennessee State (one first-place vote) - 95 points
6. SIU Edwardsville - 83 points
7. Southern Indiana - 66 points
8. Southeast Missouri - 61 points
- T9. Lindenwood - 33 points
- T9. Morehead State - 33 points

2022-23 Preseason All-OVC Team

Lariah Washington, Eastern Illinois*

Paige Pipkin, UT Martin

Gia Adams, Tennessee State

Shae Littleford, UT Martin

Mikayla Kinnard, SIU Edwardsville

Jada Guinn, Tennessee Tech

Jordan Brock, Tennessee Tech

Anna Walker, Tennessee Tech

Seygan Robins, UT Martin

Hannah Haithcock, Southern Indiana

Kennedi Watkins, Southeast Missouri

Morgan Litwiller, Eastern Illinois

*Preseason OVC Player of the Year

STANDINGS (THROUGH 1/27/23)

Ohio Valley Conference	OVR	CON	STRK	NET RK
Eastern Illinois	17-3	9-0	W9	188
Little Rock	11-9	8-1	W3	235
Tennessee Tech	13-6	7-2	W2	176
SIU Edwardsville	6-14	5-4	L1	329
Southeast Missouri	9-11	4-5	W1	282
UT Martin	7-12	4-5	L2	228
Southern Indiana	9-11	3-6	L2	270
Morehead State	7-13	3-6	L1	327
Tennessee State	7-13	3-7	L1	331
Lindenwood	0-10	1-19	L11	353

USI COMMUNICATIONS

USI Athletics Social Media

Twitter: @USIAthletics

Facebook: USI Athletics

Instagram: @usiathletics

Team Social Media

Twitter: @usiwbw

Facebook: USI Women's Basketball

Instagram: @usi.wbb



STATS

USI IN THE STATISTICAL RANKINGS

Below is a look at how USI stacks up against the rest of the OVC & NCAA Division I (through 1/26/2023).

Category	NCAA*	OVC	Value
Assist/Turnover Ratio	250	4	0.7
Assists	59	1	313
Assists Per Game	51	1	15.7
Blocked Shots	89	1	75
Blocks Per Game	83	1	3.8
Defensive Rebounds Per Game	111	2	26.3
Field Goal Pct	143	3	.413
Field Goal Pct Defense	118	3	.388
Free Throw Attempts	76	3	379
Free Throws Made	36	2	292
Free Throw Pct	31	1	.770
Offensive Rebounds Per Game	130	1	12.1
Rebound Margin	112	2	3.0
Rebounds	112	1	767
Rebounds Per Game	108	1	38.4
Scoring Defense	203	6	64.8
Scoring Margin	157	3	3.1
Scoring Offense	132	3	67.9
Steals	55	4	193
Steals Per Game	56	4	9.7
3-Pt FG Defense	207	5	.313
3-Pt FG Attempts	264	8	318
3-Pt FG Made	212	6	107
3-Pt FG Per Game	213	6	5.4
3-Pt FG Pct	87	3	.336
Turnover Margin	202	8	-0.3
Turnovers Forced	19	2	424
Turnovers Forced Per Game	19	2	21.2
Turnovers	344	9	430
Turnovers Per Game	345	9	21.5

*Unofficial, USI does not qualify for NCAA statistical rankings as a reclassifying program that is transitioning to NCAA Division I.

MID-MAJOR TOP-25 RANKINGS (1/24/23)

	Team	Record	Points	Prv.	Conf.
1	Gonzaga (31)	19-2	775	1	WCC
2	Columbia	16-3	717	3	Ivy
3	South Dakota St.	16-5	693	4	Summit
4	FGCU	19-3	665	2	ASUN
5	Princeton	13-5	622	8	Ivy
6	Bowling Green	16-2	581	9	MAC
7	Stephen F. Austin	16-3	580	7	WAC
8	Toledo	13-4	537	5	MAC
9	Ball St.	15-4	504	10	MAC
10	Northern Iowa	12-5	472	15	MVC
11	James Madison	17-3	421	6	Sun Belt
12	Illinois St.	13-5	415	14	MVC
13	UC Irvine	15-3	357	16	Big West
14	Portland	14-6	336	17	WCC
15	Youngstown St.	14-4	332	18	Horizon
16	Green Bay	16-5	321	11	Horizon
17	Cleveland St.	18-3	308	12	Horizon
18	Drake	11-5	249	20	MVC
19	Iona	13-5	143	NR	MAAC
20	Penn	13-6	135	19	Ivy
21	Gardner Webb	16-4	112	NR	Big South
22	Drexel	13-6	102	13	Colonial
23	Kent St.	11-6	86	21	MAC
24	Eastern Illinois	16-3	61	NR	OVC
25	North Carolina A&T	13-6	56	NR	Colonial

OTHERS RECEIVING VOTES: Sacramento State 54, Troy 52, Akron 47, Grand Canyon 44, Old Dominion 43, Norfolk State 37, Holy Cross 33, Albany 26, Vermont 25, Liberty 22, ETSU 21, Southern Miss 15, UC Santa Barbara 11, Boston University 10, Morgan State 10, Quinnipiac 7, Northern Illinois 6, Wagner 6, Lipscomb 4, Stony Brook 4, Austin Peay 3, Harvard 3, Georgia Southern 1, San Francisco 1.

LAST GAME OUT RECAP

EVANSVILLE, Ind. – University of Southern Indiana Women's Basketball displayed a hearty performance on Thursday evening when the Screaming Eagles battled first-place Eastern Illinois University into overtime, but the Ohio Valley Conference-leading Panthers came away with the 67-62 win.

Southern Indiana sophomore guard Vanessa Shafford (Linton, Indiana) paced the Screaming Eagles in the contest with a career-high 24 points and a career-best six triples. The nation's top three-point shooter came through in big moments for the Screaming Eagles on Thursday while playing 42 minutes in the game.

Shafford jumpstarted Southern Indiana with a corner three-pointer and a mid-range jumper to give USI an early 5-0 lead in the first quarter. Meanwhile, USI's defense also started strong, forcing Eastern Illinois into a 0-for-5 start from the field. Around the halfway point of the first period, and USI ahead 7-2, Eastern Illinois went on an 11-0 run to take a 13-7 lead. USI senior forward Hannah Haithcock (Washington Courthouse, Ohio), who also had a big game with 21 points for USI, snapped the scoring run for the Panthers with a layup inside. Eastern Illinois led 17-11 after the opening 10 minutes.

Both defenses buckled down to begin the second quarter, as each side went scoreless past the first two minutes of the second. After Eastern Illinois pushed its lead to 29-20 with under two minutes left in the first half, USI went on a 7-0 run to finish the quarter and the half to cut EIU's lead down to two, 29-27, at the intermission. Southern Indiana's late second-quarter run was driven by a pair of makes from Shafford and one by Haithcock, as both players crossed over into double figures during the stretch.

In the opening minutes of the third period, Haithcock picked up right where she left off from the end of the first half. The senior tied the game on a pair of occasions. USI's defense continued its stout performance in the third, challenging shots from the Panthers. With 3:17 left in the third, Eastern Illinois went up by five, but USI junior forward Meredith Raley (Haubstadt, Indiana) answered on the next two makes from the field for the Screaming Eagles to bring USI within one, 38-37. USI tied the contest 39-39 before entering the fourth quarter.

In USI's first possession of the fourth quarter, Haithcock cashed in to give USI its first lead since midway in the first quarter. Her bucket put USI up 41-39. The Screaming Eagles' momentum continued, as Shafford buried two triples to push USI in front, 47-41, with 8:28 remaining in the fourth. Midway into the fourth quarter, Eastern Illinois went on an 11-0 run to go up by five, 52-47. Then Shafford and USI responded, as the sophomore drilled two threes to make it a one-point game, 54-53, with EIU ahead and 1:57 left in the quarter. Raley put USI back in front on the next possession with a three-point play, 56-54. Eastern Illinois tied the game at 56 with 28 seconds left. The teams remained tied at 56 to force overtime.

In the extra frame, EIU scored first before Shafford tied the contest back up at 58. The Panthers went back ahead with under three minutes left in overtime, but again, USI answered on a layup by Haithcock and tied the game at 60. With just over a minute remaining, Eastern Illinois went ahead 62-60 on a pair of free throws. Even though USI was able to make it a one-possession game with 15 seconds left, Eastern Illinois closed out the game in the final seconds.

Official Basketball Box Score - Final
Eastern Illinois at Southern Indiana
01/26/23 Screaming Eagles Arena, Evansville, IN
2022-23 USI Women's Basketball

Game Time: 5:00 PM
Game Duration: 2:15
Attendance: 1,567

Officials: Stacey Lee, Judith Dyehouse, Robert Swanigan

Shafford's 24 points and Haithcock's 21 tallies marked the third time this season that USI had two players score 20 or more in the game. The other two instances came in the non-conference season. Shafford was 9-16 from the field with five rebounds, while Haithcock went 8-13 from the floor with seven boards. Raley finished with 11 points in the contest. Southern Indiana was 21-for-50 for 42 percent overall on the evening with six triples. The Screaming Eagles went 14-for-16 at the stripe.

Eastern Illinois was led in the game by the OVC's scoring leader in senior guard Lariah Washington. Washington recorded 14 points, but USI's defense held the senior to 4-19 shooting and 1-6 from three. The Panthers had three other players finish in double figures. Southern Indiana's defense almost held EIU to a season-low shooting from the floor, but the Panthers managed to go 22-for-66 overall for 33 percent. EIU was limited to 3-for-23 night from three for 13 percent, but Eastern Illinois was 20-for-24 for 83 percent at the foul line. Eastern Illinois claimed 46 rebounds compared to USI's 31.

With Thursday's result, USI's record moved to 9-11 overall and 3-6 in the Ohio Valley Conference. Eastern Illinois improved its record to 17-3 on the season and 9-0 in the OVC to remain in first place in the standings.

Eastern Illinois - 67					Record: 17-3 (9-0)													
NO.	Name		Min	FG M-A	3P M-A	FT M-A	Rebounds			Fouls		TP	AS	TO	ST	Blocks		+/-
							OR	DR	TOT	PF	FD					BS	BA	
24	Morgan Litwiller	F	39:40	2-7	0-4	6-6	3	5	8	3	4	10	3	1	0	0	0	10
33	Macy McGlone	F	24:23	4-9	0-0	2-2	4	1	5	4	3	10	0	4	1	3	1	10
3	Miah Monahan	G	39:45	5-13	0-6	2-2	0	5	5	1	1	12	1	2	3	0	0	8
4	Lytic Johnson	G	25:05	2-3	0-0	1-2	4	3	7	4	1	5	1	2	0	0	0	-3
22	Lariah Washington	G	43:45	4-19	1-6	5-6	2	5	7	2	4	14	0	0	5	0	1	6
25	Taris Thornton		24:10	3-7	1-2	2-4	1	5	6	3	4	9	1	4	2	1	0	13
21	Hannah Purcell		08:45	1-2	1-2	0-0	3	1	4	3	2	3	2	2	1	0	0	4
20	Julia Bengtson		06:59	1-4	0-2	0-0	1	0	1	0	0	2	0	0	0	0	0	-6
14	Ellie Colson		05:15	0-1	0-0	0-0	1	0	1	1	0	0	0	1	0	0	0	-7
10	Haley Cameron		04:11	0-1	0-1	2-2	1	0	1	0	1	2	0	0	1	0	0	-5
2	Emily Meidel		03:02	0-0	0-0	0-0	0	0	0	0	0	0	0	0	0	0	0	-5
Team							0	1	1			0		1				
Totals				22-66	3-23	20-24	20	26	46	21	20	67	8	17	13	4	2	5
Technical Fouls: NONE																		

Shooting By Period			
1 st FG%	8-17	47.1%	
3PT%	1-7	14.3%	
FT%	0-0	0%	
2 nd FG%	2-16	12.5%	
3PT%	1-7	14.3%	
FT%	7-8	87.5%	
3 rd FG%	2-12	16.7%	
3PT%	0-3	0.0%	
FT%	6-8	75%	
4 th FG%	7-16	43.8%	
3PT%	1-5	20.0%	
FT%	2-2	100%	
OT FG%	3-5	60.0%	
3PT%	0-1	0.0%	
FT%	5-6	83.3%	
GM FG%	22-66	33.3%	
3PT%	3-23	13.0%	
FT%	20-24	83.3%	
Dead Ball Rebounds: 1, 0			

Southern Indiana - 62					Record: 9-11 (3-5)																																													
NO.	Name	Min	FG M-A	3P M-A	FT M-A	Rebounds			Fouls		TP	AS	TO	ST	Blocks		+/-																																	
						OR	DR	TOT	PF	FD						BS	BA																																	
23	Ashlynn Brown	F 12:00	0-4	0-1	1-2	0	3	3	5	4	1	0	1	0	0	0	0	-2																																
24	Tara Robbe	F 38:06	0-2	0-1	2-2	1	2	3	3	4	2	1	7	1	1	1	0	-7																																
33	Hannah Haithcock	F 40:39	8-13	0-0	5-5	0	7	7	3	6	21	2	1	1	0	2	1	0																																
4	Tori Handley	G 31:46	0-3	0-2	1-2	0	5	5	2	2	1	2	0	1	0	0	0	-7																																
20	Vanessa Shafford	G 42:11	9-16	6-10	0-0	0	5	5	3	1	24	1	3	2	0	0	0	2																																
22	Meredith Raley	31:46	4-9	0-2	3-3	1	0	1	4	3	11	1	6	0	0	2	-10	0																																
3	Lexie Green	13:04	0-1	0-1	2-2	0	0	0	0	1	2	1	1	0	0	0	0	-7																																
11	Soffia Rieckers	15:28	0-2	0-2	0-0	0	0	0	0	0	0	1	1	1	1	0	5	0																																
Team						2			5			7			0			1																																
Totals						21-50			6-19			14-16			4			27			31			20			21			62			9			21			6			2			4			-5		
																			Technical Fouls::NONE																															

Shooting By Period			
1 st FG%	4-11	36.4%	
3PT%	1-5	20.0%	
FT%	2-2	100%	
2 nd FG%	5-10	50.0%	
3PT%	1-3	33.3%	
FT%	5-7	71.4%	
3 rd FG%	4-11	36.4%	
3PT%	0-3	0.0%	
FT%	4-4	100%	
4 th FG%	6-12	50.0%	
3PT%	4-5	80.0%	
FT%	1-1	100%	
OT FG%	2-6	33.3%	
3PT%	0-3	0.0%	
FT%	2-2	100%	
GM FG%	21-50	42.0%	
3PT%	6-19	31.6%	
FT%	14-16	87.5%	
Dead Ball Rebounds: 1, 0			

	EIU	USI	Points from	EIU	USI	Period by Period Scoring						
Biggest lead	9 (2 nd 6:39)	6 (4 th 8:28)	Turnovers	24	17	EIU	1st	2nd	3rd	4th	OT1	TO
Best Scoring Run	11(1 st 2:42)	9(3 rd 8:40)	Paint	30	26		17	12 <td>10<td>17<td>11</td><td>67</td></td></td>	10 <td>17<td>11</td><td>67</td></td>	17 <td>11</td> <td>67</td>	11	67
Lead Changes	5		Second Chance	14	6		12	10 <td>17<td>11</td><td>67</td></td>	17 <td>11</td> <td>67</td>	11	67	
Times Tied	7		Fast Breaks	9	4	USI	11	16	12	17	6	62
Time with Lead	28:40	08:01	Bench	16	13		11	16	12	17	6	62

STATS

TEAM SPECIAL STATS

Opponent	Largest Lead	Largest Deficit	Lead Changes	Bench Scoring	Pts. Off T0s
Oakland City	53	2	1	39	35
W. Illinois	19	2	1	27	31
N. Illinois	-	18	0	22	16
Bowling Green	1	30	2	37	5
Bethel (Ind.)	38	0	0	28	29
Murray State	-	28	0	23	12
Butler	4	10	7	16	20
Eastern Michigan	9	5	6	19	14
Wright State	22	1	4	14	14
Cincinnati	-	42	0	28	8
Brescia	48	0	0	36	36
SE Missouri	16	0	0	16	27
E. Illinois	1	21	2	3	13
Morehead St.	10	7	5	14	22
SIU Edwardsville	24	2	1	23	15
Little Rock	7	6	8	17	14
UT Martin	14	7	2	14	27
Lindenwood	15	5	2	9	24
SIU Edwardsville	1	18	4	26	25
E. Illinois	6	9	5	13	17
UT Martin					
Tennessee St.					
Morehead St.					
Tennessee Tech					
Lindenwood					
Little Rock					
SE Missouri					
Tennessee Tech					
Tennessee St.					

NUMBER OF GAMES...

Jump balls controlled	Rebounding Leader	15+ points	Double-doubles
USI - 7 Opp. - 13	Vanessa Shafford - 7 Ashlynn Brown - 3 Hannah Haithcock - 7 Meredith Raley - 4 Tori Handley - 1 Lexie Green - 1	Hannah Haithcock - 10 Vanessa Shafford - 7 Meredith Raley - 8 Ashlynn Brown - 1	Vanessa Shafford - 3 Meredith Raley - 1 Hannah Haithcock - 2
Scored USI's first points	Steals leader	20+ points	Free throws in final five minutes
Ashlynn Brown - 1 Vanessa Shafford - 7 Meredith Raley - 8 Tara Robbe - 2 Tori Handley - 2	Vanessa Shafford - 9 Tori Handley - 6 Hannah Haithcock - 2 Soffia Rieckers - 6 Meredith Raley - 2 Tara Robbe - 1 Ashlynn Brown - 1	Hannah Haithcock - 6 Vanessa Shafford - 3 Meredith Raley - 2	Aubrey Burgess 4-6 Ashlynn Brown 8-12 Meredith Raley 11-13 Vanessa Shafford 13-19 Takiya Howard 5-5 Soffia Rieckers 4-4 Hannah Haithcock 9-14 Tara Robbe 10-14 Tori Handley 4-6 Lexi Thompson 2-2 Lexie Green 2-2 TEAM 72-96 (75%)
First off USI bench	Assists leader	25+ points	
Meredith Raley - 6 Soffia Rieckers - 5 Lexie Green - 3 Tara Robbe - 4 Hannah Haithcock - 5 Ashlynn Brown - 8 Lexi Thompson - 1	Soffia Rieckers - 9 Vanessa Shafford - 5 Tori Handley - 2 Meredith Raley - 4 Tara Robbe - 2 Hannah Haithcock - 2	Hannah Haithcock - 2	
Scoring leader	Blocks leader	10+ rebounds	
Hannah Haithcock - 8 Meredith Raley - 8 Vanessa Shafford - 7	Hannah Haithcock - 6 Ashlynn Brown - 9 Meredith Raley - 5 Soffia Rieckers - 3 Vanessa Shafford - 1 Lauren Carie - 1 Tara Robbe - 2	Ashlynn Brown - 1 Ashlynn Brown 8-12 Meredith Raley - 1 Hannah Haithcock - 2	
3-pt leader	10+ points	5+ assists	
Lexi Thompson - 1 Tori Handley - 3 Vanessa Shafford - 15 Meredith Raley - 3 Soffia Rieckers - 1 Tara Robbe - 1 Hannah Haithcock - 1 Lexie Green - 1	Vanessa Shafford - 17 Meredith Raley - 16 Hannah Haithcock - 15 Tori Handley - 2 Ashlynn Brown - 4 Lexie Green - 1 Lexi Thompson - 1	Soffia Rieckers - 6 Vanessa Shafford - 1 Tori Handley - 1 Meredith Raley - 1 Lexie Green - 1	

LEADING THE CHARGE

Player	Charges Drawn	Points Scored in Next Possession
Ashlynn Brown	9	7
Soffia Rieckers	5	6
Tori Handley	3	4
Meredith Raley	14	6
Hannah Haithcock	9	7
Vanessa Shafford	1	2

2021-22 MARGIN OF VICTORY

Team	1-5 PTS	6-10 PTS	11-15 PTS	16-20 PTS	21+ PTS
OPPONENTS	0	3	1	2	0
USI	3	4	7	1	8

2022-23 MARGIN OF VICTORY

Team	1-5 PTS	6-10 PTS	11-15 PTS	16-20 PTS	21+ PTS
OPPONENTS	4	3	1	1	2
USI		2	3	1	3

STATS

USI'S RECORD AGAINST OVC SCHOOLS

School	Overall	Home	Away	Neutral
Eastern Illinois	0-4	0-2	0-2	0-0
Lindenwood	5-0	2-0	3-0	0-0
Little Rock	0-1	0-1	0-0	0-0
Morehead State	0-1	0-0	0-1	0-0
SIU Edwardsville	27-25	16-11	11-14	0-0
Southeast Missouri	2-11	1-6	1-5	0-0
Tennessee State	0-0	0-0	0-0	0-0
Tennessee Tech	0-0	0-0	0-0	0-0
UT Martin	0-1	0-1	0-0	0-0

USI'S TOP-6 SCORERS IN WINS VS. LOSSES

Player	9 Wins	11 Losses
Meredith Raley	134/14.9	127/11.5
Hannah Haithcock	168/18.7	133/12.1
Vanessa Shafford	134/14.9	140/12.7
Tori Handley	63/7.0	46/4.2
Tara Robbe	54/6.0	72/6.5
Ashlynn Brown	71/7.9	55/5.0

total points/points per game average

2022-23 USI WINS VS. LOSS STATS

Result	FG%	Opp. FG%	3P%	Opp. 3P%	FT%	RPG	Opp. RPG	APG	TOPG	BPG	SPG	PPG	Opp. PPG
Win	45.0	34.1	38.9	27.8	78.5	43.8	32.6	19.3	21.3	4.7	11.7	79.1	57.0
Loss	37.7	42.5	29.0	33.8	75.6	33.9	37.6	12.6	21.6	3.0	8.0	58.6	71.2

USI WHEN HOME/AWAY/NEUTRAL

Stat	Home (10)	Away (10)	Neutral (0)
FG%	.436	.388	
Opp. FG%	.357	.420	
3P%	.373	.286	
Opp. 3P%	.273	.348	
FT%	.766	.775	
RPG	41.3	35.4	
Opp. RPG	34.5	36.2	
APG	18.4	12.9	
TOPG	22.3	20.7	
BPG	4.4	3.1	
SPG	10.1	9.2	
PPG	73.7	62.0	
Opp. PPG	60.4	69.2	

Scoring by Quarter

Home (10)	1st	2nd	3rd	4th	OT	F
Opponent	118	150	152	173	11	604
USI	182	186	194	169	6	737
Away (10)	1st	2nd	3rd	4th	OT	F
Opponent	153	170	192	177		692
USI	140	140	147	193		620
Neutral (0)	1st	2nd	3rd	4th	OT	F
Opponent						
USI						

DOUBLE-FIGURE SCORING PERFORMANCES

	2021-22		2022-23		Career	
Player	No.	USI Record	No.	USI Record	No.	USI Record
Tori Handley	2	1-1	2	1-1	4	2-2
Ashley Hunter	6	6-0			11	10-1
Soffia Rieckers	1	1-0			3	3-0
Vanessa Shafford	7	7-0	17	9-8	24	16-8
Addy Blackwell	12	11-1			22	20-2
Meredith Raley	20	19-1	16	8-8	40	30-10
Ashlynn Brown	15	11-4	4	2-2	28	19-9
Tara Robbe	3	3-0			10	8-2
Emma DeHart	13	7-6			60	45-15
Lexie Green			1	1-0	1	1-0
Lexi Thompson			1	1-0	1	1-0
Hannah Haithcock	20	16-4	15	9-6	63	45-18

SPECIALTY STATS

Points in the Paint			Second Chance Points			Points Off Turnovers		
Opp.	USI-Opp.	W/L	Opp.	USI-Opp.	W/L	Opp.	USI-Opp.	W/L
Oakland City	42-16 (+26)	W	Oakland City	13-3 (+10)	W	Oakland City	35-16 (+19)	W
Western Illinois	26-30 (-4)	W	Western Illinois	17-10 (+7)	W	Western Illinois	31-27 (+4)	W
Northern Illinois	16-26 (-10)	L	Northern Illinois	9-2 (+7)	L	Northern Illinois	16-19 (-3)	L
Bowling Green	36-40 (-4)	L	Bowling Green	12-13 (-1)	L	Bowling Green	5-14 (-9)	L
Bethel (Ind.)	36-30 (+6)	W	Bethel (Ind.)	8-4 (+4)	W	Bethel (Ind.)	29-16 (+13)	W
Murray State	32-30 (+2)	L	Murray State	11-14 (-3)	L	Murray State	12-14 (-2)	L
Butler	22-20 (+2)	L	Butler	6-5 (+1)	L	Butler	20-18 (+2)	L
Eastern Michigan	36-26 (+10)	W	Eastern Michigan	8-6 (+2)	W	Eastern Michigan	14-19 (-5)	W
Wright State	38-20 (+18)	W	Wright State	13-11 (+2)	W	Wright State	14-17 (-3)	W
Cincinnati	24-40 (-16)	L	Cincinnati	6-19 (-13)	L	Cincinnati	8-34 (-26)	L
Brescia	46-26 (+20)	W	Brescia	22-7 (+15)	W	Brescia	36-20 (+16)	W
SE Missouri	24-20 (+4)	W	SE Missouri	11-5 (+6)	W	SE Missouri	27-21 (+6)	W
E. Illinois	28-34 (-6)	L	E. Illinois	9-11 (-2)	L	E. Illinois	13-26 (-13)	L
Morehead St.	30-36 (-6)	L	Morehead St.	6-10 (-4)	L	Morehead St.	22-28 (-6)	L
SIU Edwardsville	32-30 (+2)	W	SIU Edwardsville	14-11 (+3)	W	SIU Edwardsville	15-22 (-7)	W
Little Rock	8-22 (-14)	L	Little Rock	11-2 (+9)	L	Little Rock	14-16 (-2)	L
UT Martin	20-18 (+2)	L	UT Martin	7-3 (+4)	L	UT Martin	27-23 (+4)	L
Lindenwood	38-30 (+8)	W	Lindenwood	10-5 (+5)	W	Lindenwood	24-23 (+1)	W
SIU Edwardsville	30-28 (+2)	L	SIU Edwardsville	6-15 (-9)	L	SIU Edwardsville	25-26 (-1)	L
E. Illinois	26-30 (-4)	L	E. Illinois	6-14 (-8)	L	E. Illinois	17-24 (-7)	L
UT Martin			UT Martin			UT Martin		
Tennessee St.			Tennessee St.			Tennessee St.		
Morehead St.			Morehead St.			Morehead St.		
Tennessee Tech			Tennessee Tech			Tennessee Tech		
Lindenwood			Lindenwood			Lindenwood		
Little Rock			Little Rock			Little Rock		
SE Missouri			SE Missouri			SE Missouri		
Tennessee Tech			Tennessee Tech			Tennessee Tech		
Tennessee St.			Tennessee St.			Tennessee St.		
TOTALS	590-552		TOTALS	205-170		TOTALS	404-423	
Averages	29.5-27.6		Averages	10.3-8.5		Averages	20.2-21.2	

Record with more points in the paint: 8-4
Record with fewer points in the paint: 1-7
Record when points in paint even: 0-0
Margin for season (+38)

Record with more second chance points: 9-4
Record with fewer second chance points: 0-7
Record when second chance points even: 0-0
Margin for season (+35)

Record with more points off turnovers: 6-2
Record with fewer points off turnovers: 3-9
Record when points off turnovers even: 0-0
Margin for season (-19)

GAME-BY-GAME HIGHS

Opponent	Results	Points	Rebounds	Assists	Steals	Blocks
vs. Oakland City	W 87-39	16-Haithcock	9-Shafford	5-Rieckers	5-Shafford	3-Haithcock
vs. Western Illinois	W 88-75	22-Haithcock	10-Brown	7-Rieckers	5-Handley	1-Brown, Raley
at Northern Illinois	L 61-53	15-Raley	6-Haithcock, Shafford	4-Shafford	4-Shafford	1-Rieckers
vs. Bowling Green State	L 100-74	21-Shafford, Haithcock	11-Shafford	5-Shafford	3-Haithcock	4-Brown
vs. Bethel (Ind.)	W 85-52	23-Raley	10-Shafford	6-Handley	4-Handley	1-Shafford, Brown, Carie
at Murray State	L 77-59	15-Raley	7-Brown	4-Raley	3-Shafford	1-Raley, Haithcock, Rieckers
at Butler	L 58-48	11-Raley	10-Shafford	5-Raley	4-Shafford	1-Brown, Haithcock
at Eastern Michigan	W 66-60	17-Raley, Haithcock	16-Raley	3-Rieckers	3-Shafford	2-Raley
at Wright State	W 76-66	20-Raley, Shafford	9-Brown	4-Robbe	3-Rieckers	3-Haithcock
at Cincinnati	L 99-57	14-Haithcock	4-Haithcock, Handley	3-Shafford	2-Handley, Raley, Robbe	3-Haithcock
vs. Brescia	W 90-48	24-Haithcock	13-Haithcock	10-Rieckers	4-Rieckers	2-Raley
vs. Southeast Missouri	W 68-54	16-Shafford	8-Raley	7-Rieckers	2-Brown	3-Brown
at Eastern Illinois	L 69-58	25-Haithcock	9-Haithcock	3-Shafford, Raley	3-Rieckers	2-Haithcock
at Morehead State	L 64-61	18-Raley	7-Haithcock	6-Rieckers	2-4 tied	2-Robbe
vs. SIU Edwardsville	W 79-59	18-Shafford	12-Shafford	4-Rieckers	4-Shafford	3-Brown
vs. Little Rock	L 47-44	10-Shafford	8-Shafford, Green	3-Rieckers, Robbe	2-Rieckers	2-Raley
vs. UT Martin	L 63-60	14-Shafford	7-Raley	4-Rieckers	2-Rieckers	2-Brown
at Lindenwood	W 73-60	31-Haithcock	8-Haithcock	4-Shafford	3-Handley, Haithcock, Shafford	2-Brown
at SIU Edwardsville	L 78-69	19-Raley	8-Raley	4-Raley	4-Handley	1-Brown
vs. Eastern Illinois	Lot 67-62	24-Shafford	7-Haithcock	2-Haithcock, Handley	2-Shafford	1-Robbe, Rieckers
at UT Martin						
vs. Tennessee State						
vs. Morehead State						
at Tennessee Tech						
vs. Lindenwood						
at Little Rock						
at Southeast Missouri						
vs. Tennessee Tech						
at Tennessee State						

GAME-BY-GAME STARTERS

Opponent	Results	Guard	Guard	Guard/Forward	Forward	Forward/Center	Record
vs. Oakland City	W 87-39	Lexie Green	Tori Handley	Vanessa Shafford	Hannah Haithcock	Ashlynn Brown	1-0
vs. Western Illinois	W 88-75	Lexie Green (2/2)	Tori Handley	Vanessa Shafford	Hannah Haithcock	Ashlynn Brown	2-0
at Northern Illinois	L 61-53	Soffia Rieckers	Tori Handley	Vanessa Shafford	Hannah Haithcock	Ashlynn Brown	0-1
vs. Bowling Green State	L 100-74	Soffia Rieckers	Tori Handley	Vanessa Shafford	Meredith Raley	Ashlynn Brown	0-1
vs. Bethel (Ind.)	W 85-52	Soffia Rieckers	Vanessa Shafford	Tara Robbe	Meredith Raley	Hannah Haithcock	1-0
at Murray State	L 77-59	Soffia Rieckers	Tori Handley	Vanessa Shafford	Meredith Raley	Hannah Haithcock	0-1
at Butler	L 58-48	Soffia Rieckers	Tori Handley	Vanessa Shafford	Meredith Raley	Ashlynn Brown	0-2
at Eastern Michigan	W 66-60	Vanessa Shafford	Tori Handley	Tara Robbe	Meredith Raley	Ashlynn Brown	1-0
at Wright State	W 76-66	Vanessa Shafford	Tori Handley	Tara Robbe	Meredith Raley	Ashlynn Brown	2-0
at Cincinnati	L 99-57	Vanessa Shafford	Tori Handley	Tara Robbe	Meredith Raley	Ashlynn Brown	2-1
vs. Brescia	W 90-48	Vanessa Shafford	Tori Handley	Tara Robbe	Meredith Raley	Hannah Haithcock	1-0
vs. Southeast Missouri	W 68-54	Vanessa Shafford	Tori Handley	Tara Robbe	Meredith Raley	Hannah Haithcock	2-0
at Eastern Illinois	L 69-58	Vanessa Shafford	Tori Handley	Tara Robbe (7/10)	Meredith Raley	Hannah Haithcock	2-1
at Morehead State	L 64-61	Soffia Rieckers	Tori Handley	Vanessa Shafford	Meredith Raley	Hannah Haithcock	0-2
vs. SIU Edwardsville	W 79-59	Soffia Rieckers	Tori Handley	Vanessa Shafford	Meredith Raley	Hannah Haithcock	1-2
vs. Little Rock	L 47-44	Soffia Rieckers	Tori Handley	Vanessa Shafford	Meredith Raley	Hannah Haithcock	1-3
vs. UT Martin	L 63-60	Soffia Rieckers (9/17)	Tori Handley	Vanessa Shafford	Meredith Raley (14/33)	Hannah Haithcock	1-4
at Lindenwood	W 73-60	Vanessa Shafford	Tori Handley	Tara Robbe	Hannah Haithcock	Ashlynn Brown	1-0
at SIU Edwardsville	L 78-69	Vanessa Shafford	Tori Handley	Tara Robbe	Hannah Haithcock	Ashlynn Brown	1-1
vs. Eastern Illinois	Lot 67-62	Vanessa Shafford (20/21)	Tori Handley (19/56)	Tara Robbe (10/13)	Hannah Haithcock (15/70)	Ashlynn Brown (11/74)	1-2
at UT Martin							
vs. Tennessee State							
vs. Morehead State							
at Tennessee Tech							
vs. Lindenwood							
at Little Rock							
at Southeast Missouri							
vs. Tennessee Tech							
at Tennessee State							

number of season/career starts in parentheses
 Handley started 22 games at SIU Edwardsville from 2019-21

STARTING LINEUPS RECORD BREAKDOWN

Starting Lineup	Record
Green, Handley, Shafford, Haithcock, Brown	2-0
Rieckers, Handley, Shafford, Haithcock, Brown	0-1
Rieckers, Handley, Shafford, Raley, Brown	0-2
Rieckers, Shafford, Robbe, Raley, Haithcock	1-0
Rieckers, Handley, Shafford, Raley, Haithcock	1-4
Shafford, Handley, Robbe, Raley, Brown	2-1
Shafford, Handley, Robbe, Raley, Haithcock	2-1
Shafford, Handley, Robbe, Haithcock, Brown	1-2

SEASON HIGHS AND LOWS

Team Stats - USI	Stat	Opp./Last Date	Team Stats - Opponent	Stat	Opp./Last Date
Most Points in a Quarter	33	Brescia (Ky.) - Dec. 21, 2022	Most Points in a Quarter	34	Bowling Green St. - Nov. 19, 2022
Most Points in a Half	51	2x, last vs. Brescia (Ky.) - Dec. 21, 2022	Most Points in a Half	56	Cincinnati - Dec. 18, 2022
Most Points in a Game	90	Brescia (Ky.) - Dec. 21, 2022	Most Points in a Game	100	Bowling Green St. - Nov. 19, 2022
Fewest Points in a Quarter	4	Little Rock - Jan. 12, 2023	Fewest Points in a Quarter	4	Oakland City - Nov. 7, 2022
Fewest Points in a Half	17	Little Rock - Jan. 12, 2023	Fewest Points in a Half	15	Oakland City - Nov. 7, 2022
Fewest Points in a Game	44	Little Rock - Jan. 12, 2023	Fewest Points in a Game	39	Oakland City - Nov. 7, 2022
Most Field Goals Made in a Game	35	Brescia (Ky.) - Dec. 21, 2022	Most Field Goals Made in a Game	34	Bowling Green St. - Nov. 19, 2022
Most Field Goals Attempted in a Game	81	Brescia (Ky.) - Dec. 21, 2022	Most Field Goals Attempted in a Game	70	Bowling Green St. - Nov. 19, 2022
Best Field Goal % in a Game	53.4%	Bethel (Ind.) - Nov. 23, 2022	Best Field Goal % in a Game	51.8%	Murray State - Dec. 3, 2022
Fewest Field Goals Made in a Game	15	Little Rock - Jan. 12, 2023	Fewest Field Goals Made in a Game	12	Oakland City - Nov. 7, 2022
Fewest Field Goals Attempted in a Game	42	UT Martin - Jan. 14, 2023	Fewest Field Goals Attempted in a Game	44	UT Martin - Jan. 14, 2023
Worst Field Goal % in a Game	26.3%	Little Rock - Jan. 12, 2023	Worst Field Goal % in a Game	20.7%	Oakland City - Nov. 7, 2022
Most 3-Pointers Made in a Game	8	4x, last vs. SE Missouri - Dec. 29, 2022	Most 3-Pointers Made in a Game	14	Bowling Green St. - Nov. 19, 2022
Most 3-Pointers Attempted in a Game	23	N. Illinois - Nov. 15, 2022	Most 3-Pointers Attempted in a Game	29	Bowling Green St. - Nov. 19, 2022
Best 3-Point % in a Game	50%	2x, last at Wright St. - Dec. 17, 2022	Best 3-Point % in a Game	50%	W. Illinois - Nov. 11, 2022
Fewest 3-Pointers Made in a Game	2	2x, last at Morehead St. - Jan. 5, 2023	Fewest 3-Pointers Made in a Game	1	Little Rock - Jan. 12, 2023
Fewest 3-Pointers Attempted in a Game	10	3x, last at Morehead St. - Jan. 5, 2023	Fewest 3-Pointers Attempted in a Game	7	Little Rock - Jan. 12, 2023
Worst 3-Point % in a Game	18.2%	Cincinnati - Dec. 18, 2022	Worst 3-Point % in a Game	13%	E. Illinois - Jan. 26, 2023
Most Free Throws Made in a Game	21	SIUE - Jan. 21, 2023	Most Free Throws Made in a Game	30	Cincinnati - Dec. 18, 2022
Most Free Throws Attempted in a Game	29	Wright St. - Dec. 17, 2022	Most Free Throws Attempted in a Game	31	W. Illinois - Nov. 11, 2022
Best Free Throw % in a Game	93.8%	E. Michigan - Dec. 10, 2022	Best Free Throw % in a Game	85.7%	SIUE - Jan. 21, 2023
Fewest Free Throws Made in a Game	6	N. Illinois - Nov. 15, 2022	Fewest Free Throws Made in a Game	6	Bethel (Ind.) - Nov. 23, 2022
Fewest Free Throws Attempted in a Game	7	N. Illinois - Nov. 15, 2022	Fewest Free Throws Attempted in a Game	8	Bethel (Ind.) - Nov. 23, 2022
Worst Free Throw % in a Game	64.0%	UT Martin - Jan. 14, 2023	Worst Free Throw % in a Game	52.0%	Morehead St. - Jan. 5, 2023
Most Rebounds in a Game	53	3x, last vs. SIUE - Jan. 7, 2023	Most Rebounds in a Game	46	E. Illinois - Jan. 26, 2023
Fewest Rebounds in a Game	27	3x, last vs. UT Martin - Jan. 14, 2023	Fewest Rebounds in a Game	24	Bethel (Ind.) - Nov. 23, 2022
Most Off. Rebounds in a Game	21	Brescia (Ky.) - Dec. 21, 2022	Most Off. Rebounds in a Game	20	E. Illinois - Jan. 26, 2023
Fewest Off. Rebounds in a Game	4	E. Illinois - Jan. 26, 2023	Fewest Off. Rebounds in a Game	5	Brescia (Ky.) - Dec. 21, 2022
Most Def. Rebounds in a Game	37	E. Michigan - Dec. 10, 2022	Most Def. Rebounds in a Game	30	3x, last at Butler - Dec. 7, 2022
Fewest Def. Rebounds in a Game	16	Cincinnati - Dec. 18, 2022	Fewest Def. Rebounds in a Game	16	Oakland City - Nov. 7, 2022
Most Personal Fouls in a Game	26	Bowling Green St. - Nov. 19, 2022	Most Personal Fouls in a Game	25	2x, last at E. Illinois - Dec. 31, 2022
Fewest Personal Fouls in a Game	10	Bethel (Ind.) - Nov. 23, 2022	Fewest Personal Fouls in a Game	11	Brescia (Ky.) - Dec. 21, 2022
Most Assists in a Game	28	Brescia (Ky.) - Dec. 21, 2022	Most Assists in a Game	21	Bowling Green St. - Nov. 19, 2022
Fewest Assists in a Game	9	2x, last vs. E. Illinois - Jan. 26, 2023	Fewest Assists in a Game	4	Brescia (Ky.) - Dec. 21, 2022
Most Turnovers in a Game	30	Oakland City - Nov. 7, 2022	Most Turnovers in a Game	33	Oakland City - Nov. 7, 2022
Fewest Turnovers in a Game	10	Murray State - Dec. 3, 2022	Fewest Turnovers in a Game	11	Bowling Green St. - Nov. 19, 2022
Most Blocks in a Game	7	3x, last vs. SIUE - Jan. 7, 2023	Most Blocks in a Game	10	E. Michigan - Dec. 10, 2022
Fewest Blocks in a Game	1	2x, last at SIUE - Jan. 21, 2023	Fewest Blocks in a Game	0	5x, last at Lindenwood - Jan. 19, 2023
Most Steals in a Game	19	Oakland City - Nov. 7, 2022	Most Steals in a Game	19	Oakland City - Nov. 7, 2022
Fewest Steals in a Game	5	3x, last vs. UT Martin - Jan. 14, 2023	Fewest Steals in a Game	5	Murray State - Dec. 3, 2022

SEASON HIGHS AND LOWS

<u>Individual Stats - USI</u>	Stat - Player	Opp./Last Date	<u>Individual Stats - Opponent</u>	Stat - Player	Opp./Last Date
Most Points in a Quarter	13 - Hannah Haithcock	Lindenwood - Jan. 19, 2023	Most Points in a Quarter	17 - Josie Storey	UT Martin - Jan. 14, 2023
Most Points in a Half	20 - Hannah Haithcock	W. Illinois - Nov. 11, 2022	Most Points in a Half	19 - Sofie Lewis	SIUE - Jan. 7, 2023
Most Points in a Game	31 - Hannah Haithcock	Lindenwood - Jan. 19, 2023	Most Points in a Game	26 - Morgan Sharps	Bowling Green St. - Nov. 19, 2022
Most Field Goals Made in a Game	13 - Hannah Haithcock	Lindenwood - Jan. 19, 2023	Most Field Goals Made in a Game	9 - 2 tied	2x, last at E. Illinois - Dec. 31, 2022
Most Field Goals Attempted in a Game	19 - Hannah Haithcock	Lindenwood - Jan. 19, 2023	Most Field Goals Attempted in a Game	19 - 2 tied	2x, last vs. E. Illinois - Jan. 26, 2023
Most 3-Pointers Made in a Game	6 - Vanessa Shafford	E. Illinois - Jan. 26, 2023	Most 3-Pointers Made in a Game	7 - Morgan Sharps	Bowling Green St. - Nov. 19, 2022
Most 3-Pointers Attempted in a Game	10 - Vanessa Shafford	E. Illinois - Jan. 26, 2023	Most 3-Pointers Attempted in a Game	10 - 2 tied	2x, last at SIUE - Jan. 21, 2023
Most Free Throws Made in a Game	9 - Hannah Haithcock	2x, last at E. Illinois - Dec. 31, 2022	Most Free Throws Made in a Game	14 - Jada Thorpe	W. Illinois - Nov. 11, 2022
Most Free Throws Attempted in a Game	14 - Hannah Haithcock	E. Illinois - Dec. 31, 2022	Most Free Throws Attempted in a Game	15 - Jada Thorpe	W. Illinois - Nov. 11, 2022
Most Rebounds in a Game	16 - Meredith Raley	E. Michigan - Dec. 10, 2022	Most Rebounds in a Game	14 - Tayra Eke	E. Michigan - Dec. 10, 2022
Most Off. Rebounds in a Game	6 - 2 tied	3x, last at SIUE - Jan. 21, 2023	Most Off. Rebounds in a Game	5 - Ajulu Thatha	SIUE - Jan. 21, 2023
Most Def. Rebounds in a Game	10 - 2 tied	2x, last vs. SIUE - Jan. 7, 2023	Most Def. Rebounds in a Game	11 - Tayra Eke	E. Michigan - Dec. 10, 2022
Most Assists in a Game	10 - Soffia Rieckers	Brescia (Ky.) - Dec. 21, 2022	Most Assists in a Game	6 - 2 tied	2x, last at SIUE - Jan. 21, 2023
Most Turnovers in a Game	7 - Tara Robbe	E. Illinois - Jan. 26, 2023	Most Turnovers in a Game	10 - 2 tied	2x, last vs. Bethel (Ind.) - Nov. 23, 2022
Most Blocks in a Game	4 - Ashlynn Brown	Bowling Green St. - Nov. 19, 2022	Most Blocks in a Game	7 - Madelyn Lyon	Brescia (Ky.) - Dec. 21, 2022
Most Steals in a Game	5 - 2 tied	2x, last vs. W. Illinois - Nov. 11, 2022	Most Steals in a Game	5 - 6 tied	6x, last vs. E. Illinois - Jan. 26, 2023
Most Minutes Played in a Game	42 - Vanessa Shafford	E. Illinois - Jan. 26, 2023	Most Minutes Played in a Game	44 - Lariah Washington	E. Illinois - Jan. 26, 2023

<u>Team Miscellaneous</u>	Stat	Opp./Last Date
Most Games Over .500	2	2x, last vs. SE Missouri - Dec. 29, 2022
Most Games Under .500	2	E. Illinois - Jan. 26, 2023
Longest Winning Streak	2	2x, last vs. SE Missouri - Dec. 29, 2022
Longest Losing Streak	2	5x, last vs. E. Illinois - Jan. 26, 2023
Longest Home Winning Streak	4	SIUE - Jan. 7, 2023
Longest Road Winning Streak	2	Wright St. - Dec. 17, 2022
Longest Home Losing Streak	3	E. Illinois - Jan. 26, 2023
Longest Road Losing Streak	3	2x, last at Morehead St. - Jan. 5, 2023
Largest Margin of Victory	48	Oakland City - Nov. 7, 2022
Largest Margin of Defeat	42	Cincinnati - Dec. 18, 2022
Largest Comeback Win	5	2x, last at Lindenwood - Jan. 19, 2023
Comeback Wins (5-9 points)	2	2x, last at Lindenwood - Jan. 19, 2023
Comeback Wins (10+ points)		
Led wire-to-wire wins	3	SE Missouri - Dec. 29, 2022
Overtime Wins		
Overtime Losses	1	E. Illinois - Jan. 26, 2023

THE LAST TIME...

Individual

Two-players with double-double

Jan. 7, 2023 vs. SIU Edwardsville: Vanessa Shafford (18 points, 12 rebounds); Hannah Haithcock (14 points, 10 rebounds)

Had 20-or-more points & 20-or-more rebounds

Nov. 16, 2018 vs. Ferris State: Kacy Eschweiler (23 points, 22 rebounds)

Had 30-or-more points & 10-or-more rebounds

Feb. 8, 2018 at Illinois Springfield: Morgan Dahlstrom (34 points, 19 rebounds)

Five Players in double figures

Dec. 21, 2022 vs. Brescia (Ky.): Hannah Haithcock, 24; Ashlynn Brown, 19; Lexi Thompson, 12; Vanessa Shafford, 11; Meredith Raley, 11.

Six Players in double figures

Jan. 15, 2022 vs. Indianapolis: Hannah Haithcock, 15; Addy Blackwell, 14; Emma DeHart, 14; Vanessa Shafford, 14; Meredith Raley, 12; Ashlynn Brown, 11.

Most Players in double figures

Seven vs. Purdue-Calumet, Nov. 25, 2000: Elizabeth Prewett, 21; Jessica Stuckman, 20; Natalie Glaser, 15; Casey Hughes, 15; Karrie Hochgesang, 12; Casey Nations, 10; Erin Wall, 10

Scoring 30-39 points

Hannah Haithcock, 31 points at Lindenwood, Jan. 19, 2023

Scoring 40-49 points

LeAnn Freeland, 46 points vs. Ashland, Jan. 26, 1995

Scoring 50-plus points

LeAnn Freeland, 50 points vs. IUPU-Ft. Wayne, Jan. 28, 1995

Two-or-more with 20-plus points

Vanessa Shafford (24), Hannah Haithcock (21) vs. Eastern Illinois, Jan. 26, 2023

Three-Pointers

Made 7 in a game: Stephanie Carpenter (7) vs. Maryville, Feb. 13, 2014

Made 9 in a game: Jamie Truitt vs. Saint Joseph's, Jan. 13, 2005

Perfect from beyond the arc (Min. 5 attempts): Vanessa Shafford (5-5) vs. Bowling Green State, Nov. 19, 2022

Free Throws

Made 10 or more: Emma DeHart (10) vs. West Texas A&M, Dec. 18, 2021

Perfect at the line (Min. 10 attempts): Emma DeHart (10-10) vs. West Texas A&M, Dec. 18, 2021

Rebounds

15 or more rebounds: Meredith Raley (16) at Eastern Michigan, Dec. 10, 2022

20 or more rebounds: Kacy Eschweiler (22) vs. Ferris State, Nov. 16, 2018

Assists/Steals/Blocks

Had 10 or more assists: Soffia Rieckers (10) vs. Brescia (Ky.), Dec. 21, 2022

Had 10 or more steals: Randa Harshbarger (11) vs. Saginaw Valley, Nov. 12, 2017

Had 7 or more steals: Emma DeHart (7) vs. McKendree, Jan. 20, 2020

Had 6 or more blocks: Angi Lintker (6) vs. Quincy, Feb. 11, 1999

Had 5 or more blocks: Audrey Turner (5) vs. William Jewell, Nov. 29, 2020

Team

Scoring

Scored 40 or less: 38 at Northern Kentucky, Dec. 2, 2010

Scored 90 or more: 90 vs. Brescia (Ky.), Dec. 21, 2022

Scored 100 or more: 108 vs. Kentucky Christian, Dec. 10, 2021

Scored 30 or more in a quarter: 33 vs. Brescia (Ky.), Dec. 21, 2022

Most 100-pts. games in a season: 6, 1996-97

First Half Scoring

Most Points: 64 vs. Purdue-Calumet, Nov. 25, 2000

Fewest Points: 14 vs. Lewis, March 4, 2005

Second Half Scoring

Most Points: 64 vs. St. Francis, Dec. 7, 1996

Fewest Points: not available

Opponent Scoring

Less than 50 points: 47 vs. Little Rock, Jan. 12, 2023

More than 100 points: 100 vs. Bowling Green State, Nov. 19, 2022

Field Goals

Shot less than 30 percent: 26.3 (15-57) vs. Little Rock, Jan. 12, 2023

Shot More than 60 percent: 60.0 (33-55) at Illinois Springfield, Dec. 3, 2016

Made 40 or more FG: 44 vs. Hannibal-LaGrange, Nov. 20, 2016

Three-Point Field Goals

Shot 50% or better: 50% (5-10) at Wright State, Dec. 17, 2022

Shot 60% or better: 66.7 (6-9) at Lewis, Feb. 9, 2019

Made 10 or more 3Pt.-FG: 11 vs. Southwest Baptist, March 3, 2022

Attempted 20-or more: 20 vs. SIU Edwardsville, Jan. 7, 2023

Free Throws

Shot 80% or better: 87.5 (14-16) vs. Eastern Illinois, Jan. 26, 2023

Shot 90% or better: 92.3 (12-13) vs. Brescia (Ky.), Dec. 21, 2022

Shot 100%: (11-11) vs. McKendree, Jan. 17, 2022

Made 30 or more: 33 vs. Rockhurst, Jan. 7, 2017

Attempted less than 10: 9 vs. Little Rock, Jan. 12, 2023

Attempted 40 or more: 44 vs. Malone, Nov. 14, 2014

Rebounding

Had 60 or more rebounds: 68 vs. P.R.-Rio Piedras, Dec. 16, 2016

Assists

30-plus assists: 31 vs. Lewis, Feb. 28, 2001

Blocked Shots

10 or more blocks: 11 vs. Truman State, Jan. 20, 2018

Turnovers

Less than 10 Turnovers: 4 vs. Lindenwood, Feb. 26, 2022

Committed 25-plus Turnovers: 25 at Morehead State, Jan. 5, 2023

Forced less than 10 Turnovers: 9 vs. Grand Valley State, Nov. 25, 2017

Forced 30 or more turnovers: 33 vs. Oakland City, Nov. 7, 2022

Steals

Had 20-plus Steals: 20 vs. Ohio Dominican, Nov. 12, 2021

Overtimes

Last overtime win: 96-86 at Rockhurst, Feb. 6, 2021

Last overtime loss: 62-67 vs. Eastern Illinois, Jan. 26, 2023

Last double-overtime win: 75-72 at Northern Kentucky, Feb. 18, 2010

Last double-overtime loss: 81-75 vs. SIU Edwardsville, Feb. 15, 2007

Last triple-overtime win: none

Last triple-overtime loss: 100-101 vs. Indianapolis, Jan. 22, 2011

Last quadruple-overtime win: none

Last time played more than one overtime in a season: 2015-16 (2)

RECORDS

TEAM RECORDS

MOST POINTS:

GAME.....(116) VS. KENTUCKY STATE, FEB. 13, 1993
 GAME/BOTH TEAMS.....(210) USI (104) VS. SOUTH DAKOTA STATE (106), NOVEMBER 11, 2001
 SEASON.....(2844) 1996-97

MOST FIELD GOALS MADE:

GAME.....(48) VS. KENTUCKY STATE, FEB. 13, 1993
 SEASON.....(1069) 1996-97

MOST FIELD GOALS ATTEMPTED:

GAME.....(100) VS. KENTUCKY STATE, FEB. 13, 1993
 SEASON.....(2262) 2001-02

MOST FREE THROWS MADE:

GAME.....(38) VS. ALASKA-ANCHORAGE, DEC. 11, 1992
 (38) VS. INDIANAPOLIS, DEC. 5, 1998
 SEASON.....(556) 2009-10

MOST FREE THROWS ATTEMPTED:

GAME.....(50) VS. ALASKA-ANCHORAGE, DEC. 11, 1993
 (50) VS. INDIANAPOLIS, DEC. 5, 1998
 SEASON.....(779) 2001-02

MOST THREE-POINT FIELD GOALS MADE:

GAME.....(15) VS. MID-CONTINENT, NOV. 18, 2011
 (14) VS. IUPUI INDIANAPOLIS, DEC. 4, 1992
 (14) VS. MCKENDREE, FEB. 1, 2014
 SEASON.....(217) 1992-93

MOST THREE-POINT FIELD GOALS ATTEMPTED:

GAME.....(35) VS. OHIO VALLEY, NOV. 15, 2014
 (31) VS. DAVENPORT, NOV. 16, 2021
 (30) VS. INDIANAPOLIS, JAN. 30, 1993
 SEASON.....(623) 1992-93

BEST FIELD GOAL PERCENTAGE:

GAME.....(.667, 31-54) VS. OAKLAND CITY, DEC. 31, 2005
 SEASON.....(.487, 1069-2196) 1996-97

BEST FREE THROW PERCENTAGE (MINIMUM OF 10 ATTEMPTS):

GAME.....(1.000, 22-22) VS. SAINT JOSEPH'S, JAN. 16, 2014
 (1.000, 15-15) VS. SAINT JOSEPH'S, DEC. 6, 1997
 (1.000, 13-13) VS. KENTUCKY WESLEYAN, FEB. 17, 1990
 (1.000, 13-13) VS. QUINCY, FEB. 3, 2018
 (1.000, 11-11) VS. MCKENDREE, JAN. 17, 2022
 SEASON.....(.779, 462-593) 2021-22

BEST THREE-POINT FIELD GOAL PERCENTAGE (MINIMUM OF 10 ATTEMPTS):

GAME.....(.786, 11-14) VS. GEORGIA SOUTHWEST., NOV. 10, 2012
 (.667, 8-12) VS. MISSOURI-ST. LOUIS, FEB. 13, 1999
 (.667, 8-12) VS. WISCONSIN-PARKSIDE, FEB. 27, 2002
 SEASON.....(.384, 175-456) 1994-95

MOST REBOUNDS:

GAME.....(69) VS. MARYGROVE, DECEMBER 9, 2012
 SEASON.....(1,418) 2000-01

MOST STEALS:

GAME.....(29) VS. TRI-STATE, DEC. 29, 1998
 VS. ST. FRANCIS, DEC. 7, 1996
 VS. CALUMET-ST. JOSEPH'S, NOV. 21, 2004
 VS. PRINCIPIA, NOV. 15, 2011
 SEASON.....(468) 1996-97

MOST ASSISTS:

GAME.....(36) VS. SAINT JOSEPH'S, DEC. 2, 2000

SEASON.....(689) 1996-97

MOST BLOCKS:

GAME.....(16) VS. BELLARMINE, FEB. 22, 1996
 SEASON.....(157) 1995-96

INDIVIDUAL RECORDS

MOST POINTS GAME.....(50) LEANN FREELAND
 VS. IPFW, JAN. 28, 1995

SEASON.....(676-33 GAMES) JESSICA STUCKMAN, 2001-02;
 (674-32 GAMES) LEANN FREELAND, 1996-97

MOST FIELD GOALS MADE

GAME.....(20) LEANN FREELAND
 VS. ASHLAND, JAN. 26, 1995
 SEASON.....(265) LEANN FREELAND, 1994-95

MOST FIELD GOALS ATTEMPTED

GAME.....(28) HOLLY BILLINGS
 VS. COLUMBIA COLLEGE, 1979-80
 SEASON.....(453) JESSICA STUCKMAN, 2001-02

MOST FREE THROWS MADE

GAME.....(19) SHELLY SCOTT
 VS. INDIANAPOLIS, 1988-89
 SEASON.....(196) SHELLY SCOTT, 1988-89
 MOST CONSECUTIVE FREE THROWS.....(31)
 KATHY LAUCK, 1993-94

MOST THREE-POINT FIELD GOALS MADE

HALF.....(6) SHAJUAN LINDSEY
 VS. ASSUMPTION, DEC. 21, 2003
 (6) JAMIE TRUITT VS. SAINT JOSEPH'S, JAN. 13, 2005
 (6) AUBREY MINIX AT SAINT JOSEPH'S, FEB. 16, 2013
 GAME.....(9) JAMIE TRUITT
 VS. SAINT JOSEPH'S, JAN. 13, 2005*
 SEASON.....(84) JAMIE TRUITT, 2003-04
 *-TIED THE GLVC RECORD

MOST THREE-POINT FIELD GOALS ATTEMPTED

GAME.....(14) DEB POPE
 VS. KENTUCKY STATE, FEB. 18, 1995
 VS. LEWIS, FEB. 4, 1995
 (14) JAMIE TRUITT VS. SAINT JOSEPH'S, JAN. 13, 2005
 SEASON.....(202) JAMIE TRUITT, 2003-04, 2004-05

MOST REBOUNDS

GAME.....(24) ANNA HACKERT
 VS. SALEM INTERNATIONAL, DEC. 9, 2014
 (22) KACY ESCWEILER VS. FERRIS STATE, NOV. 16, 2018
 (21) DEBBIE SCHUTTE VS. OAKLAND CITY 1977
 (21) JILL PADGETT VS. KENTUCKY WESLEYAN 1977
 SEASON.....(359) ANNA HACKERT, 2014-15
 (306) MORGAN DAHLSTROM, 2017-18
 (281) SHELLY SCOTT, 1988-89

MOST DOUBLE-DOUBLES

SEASON.....(21) ANNA HACKERT, 2014-15
 (16) AFRICA SHERROD, 2002-03
 (14) LEANN FREELAND, 1995-96
 (14) LEANN FREELAND, 1994-95
 (14) SHELLY SCOTT, 1988-89
 (13) MORGAN DAHLSTROM, 2017-18
 CAREER.....(46) ANNA HACKERT, 2011-15
 (40) LEANN FREELAND, 1993-97

MOST STEALS

GAME.....(11) RANDA HARSHBARGER
 VS. SAGINAW VALLEY STATE, NOV. 12, 2017
 (10) ANGIE CACELLO VS. KENTUCKY WESLEYAN, FEB. 22, 1997

SEASON.....(108) JASMINE MOORE, 2001-02

MOST ASSISTS

GAME.....(14) ADRIENN
 SEITZ VS. SIU EDWARDSVILLE, FEB. 9, 1999
 SEASON.....(194) ADRIENNE SEITZ, 1998-99

MOST BLOCKS

GAME.....(10) LEANN FREELAND
 VS. INDIANAPOLIS, DEC. 29, 1994
 SEASON.....(69) LEANN FREELAND, 1994-95

BEST FIELD GOAL PERCENTAGE (MINIMUM OF 10 ATTEMPTS)

GAME.....(1.000, 12-12) JESSICA STUCKMAN
 VS. MISSOURI-ST. LOUIS, FEB. 2, 2002
 (1.000, 11-11) HANNAH WASCHER VS. QUINCY, JAN. 14, 2016
 SEASON.....(.652, 259-397) LEANN FREELAND, 1996-97
 CAREER.....(612, 887-1449) LEANN FREELAND, 1993-97 (MIN. 300 ATTEMPTS)

BEST FREE THROW PERCENTAGE (MINIMUM OF 10 ATTEMPTS)

GAME.....(1.000, 14-14) SHELLY SCOTT
 VS. ST. JOSEPH'S, 1988-89
 (1.000, 12-12) SHANNON WELLS VS. SIU EDWARDSVILLE, FEB. 19, 2004
 (1.000, 11-11) AMIE NEWHART VS. INDIANAPOLIS, FEB. 13, 2010
 (1.000, 11-11) ANNA HACKERT VS. INDIANAPOLIS, FEB. 19, 2015
 (1.000, 10-10) JESSICA STUCKMAN VS. QUINCY, MARCH 1, 2002
 (1.000, 10-10) ANDREA ENGLEKING VS. INDIANAPOLIS, FEB. 5, 2005
 (1.000, 10-10) AMIE NEWHART VS. TIFFIN, DEC. 19, 2007
 (1.000, 10-10) ELLEN YOUNG VS. ROCKHURST, FEB. 4, 2011
 (1.000, 10-10) MARY O'KEEFE VS. ROCKHURST, JAN. 14, 2012
 (1.000, 10-10) ANNA HACKERT AT QUINCY, FEB. 8, 2014
 (1.000, 10-10) EMMA DEHART VS. WEST TEXAS A&M, DEC. 18, 2021
 SEASON.....(.873, 110-126) AMIE NEWHART, 2009-10 (MIN. 100 ATT.)
 CAREER (MIN. 200 ATTEMPTS).....(.828, 328-396)
 AMIE NEWHART, 2007-11
 (.809, 225-278) JESSICA STUCKMAN, 2000-02
 (.790, 196-248) TANNER MARCUM, 2013-17
 (.780, 227-291) ELLEN YOUNG, 2008-11
 (.779, 385-494) SHELLY SCOTT, 1987-92

BEST THREE-POINT FIELD GOAL PERCENTAGE (MINIMUM OF 5 ATTEMPTS)

GAME.....(1.000, 5-5) VANESSA SHAFFORD
 VS. BOWLING GREEN STATE, NOVEMBER 19, 2022
 (1.000, 5-5) TAYLOR STEPHENSON VS. GEORGIA SOUTHWESTERN, NOVEMBER 10, 2012
 (.857, 6-7) SHAJUAN LINDSEY VS. ASSUMPTION, DEC. 21, 2003
 DEB POPE VS. BELLARMINE, JAN. 21, 1995
 AUBREY MINIX AT SAINT JOSEPH'S, FEB. 16, 2013
 SEASON.....(.507, 74-146) DEB POPE, 1994-95 (MIN. 40 ATT.)
 CAREER.....(.442, 184-416) DEB POPE, 1992-96 (MIN. 90 ATT.)

HIGHEST REBOUNDING AVERAGE (SEASON).....(15.1)

DEBBIE SCHUTTE, 1976-77
 CAREER.....(14.3) DEBBIE SCHUTTE, 1975-77

RECORDS

HIGHEST SCORING AVERAGE

SEASON.....(24.4) LEANN FREELAND, 1994-95
CAREER.....(19.7) LEANN FREELAND, 1993-97

MISCELLANEOUS

WIDEST MARGIN OF VICTORY.....(95) VS. ST. MARY'S
(113-18), 1978-79
WIDEST MARGIN OF VICTORY IN AN OVERTIME GAME.....
(26) AT MISSOURI-ST. LOUIS, JAN. 15, 2001
MOST VICTORIES IN A SEASON.....(30) 1996-97
MOST VICTORIES IN THE GLVC.....(20) 1996-97
(SECOND YEAR WITH A 20 GAME SCHEDULE)
MOST OVERTIMES IN A SEASON.....(3) 2009-10
LONGEST WINNING STREAK.....(29) 1996-97
LONGEST GLVC WINNING STREAK.....(27) 1996-98
LONGEST WINNING STREAK IN A SEASON.....(29) 1996-97
LONGEST HOME WINNING STREAK.....(33) 1996-98
BEST RECORD.....(30-2, .938) 1996-97
HIGHEST SCORING AVERAGE.....(88.9) 1996-97
(BEST IN THE NATION)

NCAA DIVISION I FIRSTS

FIRST POINTS.....ASHLYNN BROWN
VS. OAKLAND CITY (NOV. 7, 2022)
FIRST WIN.....87-39 VS. OAKLAND CITY (NOV. 7, 2022)
FIRST WIN VS. D-1 OPPONENT.....88-75 VS. WESTERN
ILLINOIS (NOV. 11, 2022)
FIRST DOUBLE-DOUBLE.....VANESSA SHAFFORD
VS. BOWLING GREEN STATE (NOV. 19, 2022)
FIRST CONFERENCE POINTS.....VANESSA SHAFFORD
VS. SE MISSOURI STATE (DEC. 29, 2022)
FIRST CONFERENCE WIN.....68-54 VS. SE MISSOURI
STATE (DEC. 29, 2022)

CAREER SCORING LEADERS

1. LEANN FREELAND (1993-97).....2,269
2. EILEEN WEBER (1994-98).....1,847
3. ANNA HACKERT (2011-15).....1,607
4. KATHY LAUCK (1990-94).....1,573
5. KAYDIE GROOMS (2014-18).....1,567

CAREER REBOUNDING LEADERS

1. ANNA HACKERT (2011-15).....1,009
2. LEANN FREELAND (1993-97).....961
3. EILEEN WEBER (1994-98).....842
4. KATHY LAUCK (1990-94).....791
5. MORGAN DAHLSTROM (2014-18).....749

CAREER LEADERS IN GAMES PLAYED

1. EMMA DEHART (2017-22).....126
2. ADRIENNE SEITZ (1995-99).....120
3. KAYDIE GROOMS (2014-18).....119*
4. JENNIFER DONNER (1996-00).....117
5. MINDY GINGERICH (1996-00).....116

MOST CAREER FIELD GOALS MADE

1. LEANN FREELAND (1993-97).....887
2. EILEEN WEBER (1994-98).....705
3. KATHY LAUCK (1990-94).....622
4. ANNA HACKERT (2011-15).....593
5. KAYDIE GROOMS (2014-18).....530

MOST CAREER FIELD GOALS ATTEMPTED

1. LEANN FREELAND (1993-97).....1,449
2. EILEEN WEBER (1994-98).....1,317
3. KATHY LAUCK (1990-94).....1,258
4. PEGGY WITSMAN (1982-86).....1,245
5. CASEY HUGHES (1998-02).....1,153

MOST FREE THROWS MADE

1. LEANN FREELAND (1993-97).....491
2. ANNA HACKERT (2011-15).....421
3. SHELLY SCOTT (1987-92).....385
4. KAYDIE GROOMS (2014-18).....364
5. EILEEN WEBER (1994-98).....348

MOST FREE THROWS ATTEMPTED

1. LEANN FREELAND (1993-97).....738
2. ANNA HACKERT (2011-15).....568
3. SHELLY SCOTT (1987-92).....494
4. KATHY LAUCK (1990-94).....484
5. EILEEN WEBER (1994-98).....474

MOST THREE-POINT FIELD GOALS MADE

1. STEPHANIE CARPENTER (2010-14).....194
2. DEB POPE (1992-96).....184*
3. JAMIE TRUITT (2003-05).....165
4. ELLEN YOUNG (2008-11).....150
5. AMIE NEWHART (2007-11).....148

MOST THREE-POINT FIELD GOALS ATTEMPTED

1. STEPHANIE CARPENTER (2010-14).....524
2. EMMA DEHART (2017-22).....433
3. DEB POPE (1992-96).....416*
4. JAMIE TRUITT (2003-05).....404
5. ELLEN YOUNG (2008-11).....399

MOST ASSISTS

1. ADRIENNE SEITZ (1995-99).....565
2. RANDA HARSHBARGER (2014-18).....376

3. CONNIE VANMETER (1983-87).....353
4. BETHANY MILLER (2000-03).....335
5. AMIE NEWHART (2007-11).....329

MOST STEALS

1. CASEY HUGHES (1998-02).....201
2. ADRIENNE SEITZ (1995-99).....198
3. RANDA HARSHBARGER (2014-18).....193
4. EILEEN WEBER (1994-98).....188
BETHANY MILLER (2000-03).....188

MOST BLOCKS

1. LEANN FREELAND (1993-97).....192
2. ANGI LINTKER (1995-99).....103
3. CAYLA HERBST (2011-15).....101
4. CATHY TEPOOL (1994-99).....91
5. ANNA HACKERT (2011-15).....87

USI INDIVIDUAL HIGHS AND NOTES

2022-23 Season Highs		Career Highs	Double-Figures/Miscellaneous
#1 Aubrey Burgess 5-7...So...G...Linton, IN (Linton-Stockton)			
Pts: 6 - at Murray State (12/3/22) Rbs: 2 - Twice, last vs. Brescia (Ky.) (12/21/22) Asts: 3 - vs. Bethel (Ind.) (11/23/22) Stls: 2 - Twice, last vs. Bethel (Ind.) (11/23/22) Blks: N/A	Pts: 6 - at Murray State (12/3/22) Rbs: 3—at Quincy (1/29/22) Asts: 3 - vs. Bethel (Ind.) (11/23/22) Stls: 2 - Twice, last vs. Bethel (Ind.) (11/23/22) Blks: N/A	Category..... 2022-23Career Scoring:00 20-point outings:00 Rebounds:00 Double-doubles:00	
#2 Takiya Howard 5-10...So...G...Chicago, IL (De La Salle/Murray State)			
Pts: 5 - vs. Bowling Green State (11/19/22) Rbs: 2 - Three times, last at Cincinnati (12/18/22) Asts: 2 - at Northern Illinois (11/15/22) Stls: 1 - at Murray State (12/3/22) Blks: 1 - Twice, last at Cincinnati (12/18/22) *Includes season highs from Murray State	Pts: 5 - vs. Bowling Green State (11/19/22) Rbs: 2-Six times, last at Cincinnati (12/18/22) Asts: 2 - at Northern Illinois (11/15/22) Stls: 1 - Twice, last at Murray State (12/3/22) Blks: 1-Three times, last at Cincinnati (12/18/22) *Includes career highs from Murray State	Category..... 2022-23Career Scoring:00 20-point outings:00 Rebounds:00 Double-doubles:00	
#3 Lexie Green 5-10...Jr...G...Indianapolis, IN (Southport)			
Pts: 11 - vs. Bethel (Ind.) (11/23/22) Rbs: 8 vs. Little Rock (1/12/23) Asts: 5 - vs. SE Missouri (12/29/22) Stls: 2 - vs. Brescia (Ky.) (12/21/22) Blks: N/A	Pts: 11 - vs. Bethel (Ind.) (11/23/22) Rbs: 8 vs. Little Rock (1/12/23) Asts: 5 - vs. SE Missouri (12/29/22) Stls: 3—vs. Kentucky Christian (12/10/21) Blks: N/A	Category..... 2022-23Career Scoring:11 20-point outings:00 Rebounds:00 Double-doubles:00	
#4 Tori Handley 5-10...Sr...G...Jeffersonville, IN (Jeffersonville/SIU Edwardsville)			Milestone Watch: 82 career 3PM, 229 career rebounds, 119 career steals
Pts: 13 - vs. Western Illinois (11/11/22) Rbs: 6 - vs. SE Missouri (12/29/22) Asts: 6 - vs. Bethel (Ind.) (11/23/22) Stls: 5—vs. Western Illinois (11/11/22) Blks: 1 - vs. SE Missouri (12/29/22)	Pts: 15—at Georgia State (12/22/19)* Rbs: 10—vs. William Jewell (2/5/22) Asts: 6 - vs. Bethel (Ind.) (11/23/22) Stls: 5—Twice, last vs. Western Illinois (11/11/22) Blks: 1—Six times, last vs. SE Missouri (12/29/22)* *Includes career highs from SIU Edwardsville	Category..... 2022-23Career Scoring:211* 20-point outings:00 Rebounds:01 Double-doubles:00 *Includes seven from SIU Edwardsville	
#5 Lexi Thompson 5-11...Sr...G/F...Lafayette, IN (Lafayette Central)			
Pts: 12 - vs. Brescia (Ky.) (12/21/22) Rbs: 3 - vs. Oakland City (11/7/22) Asts: 2 - at Cincinnati (12/18/22) Stls: 2 - vs. Brescia (Ky.) (12/21/22) Blks: N/A	Pts: 12 - vs. Brescia (Ky.) (12/21/22) Rbs: 5—vs. Quincy (1/28/21) Asts: 3—vs. Kentucky Christian (12/10/21) Stls: 3—at Truman State (1/3/21) Blks: 1—Twice, last vs. Drury (2/13/21)	Category..... 2022-23Career Scoring:11 20-point outings:00 Rebounds:00 Double-doubles:00	
#11 Soffia Rieckers 5-6...Sr...G...Evansville, IN (Memorial/Wabash Valley)			Milestone Watch: 137 career assists, 85 career steals
Pts: 7 - at Cincinnati (12/18/22) Rbs: 4 - Twice, last vs. Brescia (Ky.) (12/21/22) Asts: 10 - vs. Brescia (Ky.) (12/21/22) Stls: 4 - Twice, last vs. Brescia (Ky.) (12/21/22) Blks: 1 - Four times, last vs. Eastern Illinois (1/26/23)	Pts: 13—vs. McKendree (12/12/20) Rbs: 7—vs. Truman State (1/30/21) Asts: 10 - vs. Brescia (Ky.) (12/21/22) Stls: 5—at William Jewell (2/4/21) Blks: 1—Nine times, last vs. Eastern Illinois (1/26/23)	Category..... 2022-23Career Scoring:03 20-point outings:00 Rebounds:00 Double-doubles:00	
#20 Vanessa Shafford 5-9...So...G...Linton, IN (Linton-Stockton)			Milestone Watch: 232 career rebounds, 82 career assists, 58 career steals, 456 career points
Pts: 24 - vs. Eastern Illinois (1/26/23) Rbs: 12 - vs. SIU Edwardsville (1/7/23) Asts: 5 - vs. Bowling Green State (11/19/22) Stls: 5 - vs. Oakland City (11/7/22) Blks: 1 - Four times, last vs. Little Rock (1/12/23)	Pts: 24 - vs. Eastern Illinois (1/26/23) Rbs: 12 - vs. SIU Edwardsville (1/7/23) Asts: 7—vs. Southwest Baptist (3/3/22) Stls: 5—vs. Oakland City (11/7/22) Blks: 2—vs. Southwest Baptist (1/8/22)	Category..... 2022-23Career Scoring:1724 20-point outings:33 Rebounds:44 Double-doubles:33	
#21 Addy Blackwell 5-6...Sr...G...Bloomington, IN (Bloomington South)			Milestone Watch: 86 career 3PM, 92 career steals, 490 career points
Pts: N/A Rbs: N/A Asts: N/A Stls: N/A Blks: N/A	Pts: 22—vs. Tampa (12/19/21) Rbs: 10—vs. Rockhurst (2/4/22) Asts: 7—Twice, last at Illinois Springfield (12/2/21) Stls: 5—vs. Quincy (1/25/20) Blks: 1—Four times, last at Lewis (1/21/21)	Category..... 2022-23Career Scoring:022 20-point outings:01 Rebounds:01 Double-doubles:01	
Continued on next page...			

USI INDIVIDUAL HIGHS AND NOTES

2022-23 Season Highs	Career Highs	Double-Figures/Miscellaneous
#22 Meredith Raley 6-0... Jr... F... Haubstadt, IN (Gibson Southern)		Milestone Watch: 291 career rebounds, 82 career assists, 694 career points
Pts: 23 - vs. Bethel (Ind.) (11/23/22) Rbs: 16 - at Eastern Michigan (12/10/22) Asts: 5 - at Butler (12/7/22) Stls: 3 - vs. Bethel (Ind.) (11/23/22) Blks: 2 - Three times, last vs. Little Rock (1/12/23)	Pts: 23 - vs. Bethel (Ind.) (11/23/22) Rbs: 16 - at Eastern Michigan (12/10/22) Asts: 5 - at Butler (12/7/22) Stls: 3 - Twice, last vs. Bethel (Ind.) (11/23/22) Blks: 3 - at SW Baptist (2/12/22)	Category..... 2022-23 Career Scoring:16 40 20-point outings:22 Rebounds:12 Double-doubles:12
#23 Ashlynn Brown 6-1... Gr... F... Perrysburg, OH (Perrysburg)		Milestone Watch: 64 career steals, 509 career rebounds, 726 career points
Pts: 19 - vs. Brescia (Ky.) (12/21/22) Rbs: 10 - vs. Western Illinois (11/11/22) Asts: 4 - Twice, last vs. Brescia (Ky.) (12/21/22) Stls: 2 - Three times, last vs. SE Missouri (12/29/22) Blks: 4 - vs. Bowling Green State (11/19/22)	Pts: 19 - Twice, last vs. Brescia (Ky.) (12/21/22) Rbs: 13 - vs. Kentucky Christian (12/10/21) Asts: 4 - Three times, last vs. Brescia (Ky.) (12/21/22) Stls: 4 - vs. Hillsdale (11/26/19) Blks: 4 - Twice, last vs. Bowling Green State (11/19/22)	Category..... 2022-23 Career Scoring:4 28 20-point outings:00 Rebounds:15 Double-doubles:01
#24 Tara Robbe 6-0... Sr... F... Wildwood, MO (Lafayette)		Milestone Watch: 121 career offensive rebounds, 321 career rebounds, 60 career steals, 482 career points
Pts: 9 - Five times, last at Morehead State (1/5/23) Rbs: 7 - at Eastern Illinois (12/31/22) Asts: 4 - at Wright State (12/17/22) Stls: 2 - Twice, last at Cincinnati (12/18/22) Blks: 2 - at Morehead State (1/5/23)	Pts: 21 - vs. Indianapolis (2/29/20) Rbs: 9 - vs. Maryville (2/17/22) Asts: 5 - vs. McKendree (1/17/22) Stls: 2 - 11 times, last at Cincinnati (12/18/22) Blks: 4 - at Bellarmine (2/27/20)	Category..... 2022-23 Career Scoring:310 20-point outings:01 Rebounds:00 Double-doubles:00
#33 Hannah Haithcock 6-0... Sr... F... Washington Courthouse, OH (Washington)		Milestone Watch: 495 career rebounds, 1,124 career points
Pts: 31 - at Lindenwood (1/19/23) Rbs: 13 - vs. Brescia (Ky.) (12/21/22) Asts: 3 - Twice, last vs. SIU Edwardsville (1/7/23) Stls: 3 - Three times, last at Lindenwood (1/19/23) Blks: 3 - Three times, last at Cincinnati (12/18/22)	Pts: 31 - at Lindenwood (1/19/23) Rbs: 13 - Twice, last vs. Brescia (Ky.) (12/21/22) Asts: 3 - Seven times, last vs. SIU Edwardsville (1/7/23) Stls: 3 - Eight times, last at Lindenwood (1/19/23) Blks: 3 - Four times, last at Cincinnati (12/18/22)	Category..... 2022-23 Career Scoring:15 63 20-point outings:610 Rebounds:210 Double-doubles:29
#41 Claudia Gallegos 6-2... So... F... Naperville, IL (Neuqua Valley)		
Pts: 2 - vs. Oakland City (11/7/22) Rbs: 2 - Twice, last vs. Bethel (Ind.) (11/23/22) Asts: 1 - Twice, last vs. Brescia (Ky.) (12/21/22) Stls: N/A Blks: 1 - vs. Brescia (Ky.) (12/21/22)	Pts: 2 - vs. Oakland City (11/7/22) Rbs: 2 - Twice, last vs. Bethel (Ind.) (11/23/22) Asts: 1 - Twice, last vs. Brescia (Ky.) (12/21/22) Stls: N/A Blks: 1 - vs. Brescia (Ky.) (12/21/22)	Category..... 2022-23 Career Scoring:00 20-point outings:00 Rebounds:00 Double-doubles:00
#44 Lauren Carie 6-2... So... C... Vincennes, IN (Vincennes Rivet)		
Pts: 2 - Twice, last vs. Bethel (Ind.) (11/23/22) Rbs: 3 - vs. Oakland City (11/7/22) Asts: 2 - vs. Oakland City (11/7/22) Stls: 1 - vs. Bethel (Ind.) (11/23/22) Blks: 1 - vs. Bethel (Ind.) (11/23/22)	Pts: 8 - vs. Kentucky Christian (12/10/21) Rbs: 4 - Twice, last vs. McKendree (1/17/22) Asts: 2 - vs. Oakland City (11/7/22) Stls: 1 - Three times, last vs. Bethel (Ind.) (11/23/22) Blks: 1 - Twice, last vs. Bethel (Ind.) (11/23/22)	Category..... 2022-23 Career Scoring:00 20-point outings:00 Rebounds:00 Double-doubles:00



2022-23 Southern Ind. Women's Basketball Combined Team Statistics All games

Page 1/1
as of Jan 27, 2023

Game Records

Record	Overall	Home	Away	Neutral
ALL GAMES	9-11	6-4	3-7	0-0
CONFERENCE	3-6	2-3	1-3	0-0
NON-CONFERENCE	6-5	4-1	2-4	0-0

Score by Periods

Team	1st	2nd	3rd	4th	OT	TOT
Southern Ind.	322	326	341	362	6	1357
Opponents	271	320	344	350	11	1296

Team Box Score

No.	Player				Total		3-Point		F-Throw		Rebounds													
		GP-GS	MIN	AVG	FG-FGA	FG%	3FG-3FGA	3FG%	FT-FTA	FT%	OFF	DEF	TOT	AVG	PF	DQ	A	TO	BLK	STL	PTS	AVG		
33	HAITHCOCK, Hannah	20-15	548:31	27.4	114-245	.465	1-9	.111	72-91	.791	44	77	121	6.1	47	0	21	41	17	20	301	15.1		
20	SHAFFORD, Vanessa	20-20	650:39	32.5	98-210	.467	48-89	.539	30-39	.769	25	113	138	6.9	48	0	42	62	4	37	274	13.7		
22	RALEY, Meredith	20-14	475:42	23.8	92-201	.458	11-51	.216	66-80	.825	40	59	99	5.0	66	3	46	54	13	20	261	13.1		
23	BROWN, Ashlynn	20-11	368:26	18.4	48-134	.358	4-20	.200	26-35	.743	24	75	99	5.0	62	3	33	41	23	12	126	6.3		
24	ROBBE, Tara	20-10	440:16	22.0	42-90	.467	5-18	.278	37-50	.740	29	44	73	3.7	42	0	22	56	8	15	126	6.3		
4	HANDLEY, Tori	20-19	538:45	26.9	37-132	.280	17-60	.283	18-26	.692	21	41	62	3.1	31	0	37	42	2	38	109	5.5		
3	GREEN, Lexie	20-2	255:39	12.8	18-37	.486	10-21	.476	17-24	.708	8	17	25	1.3	8	0	27	28	0	3	63	3.2		
11	RIECKERS, Soffia	20-9	451:07	22.6	12-51	.235	5-26	.192	12-15	.800	2	28	30	1.5	54	2	66	52	4	37	41	2.1		
2	HOWARD, Takiya	9-0	61:29	6.8	4-14	.286	0-3	.000	7-9	.778	0	6	6	0.7	11	0	4	12	2	1	15	1.7		
5	THOMPSON, Lexi	17-0	107:27	6.3	8-21	.381	6-18	.333	2-2	1.000	2	6	8	0.5	5	0	4	4	0	4	24	1.4		
1	BURGESS, Aubrey	8-0	50:40	6.3	3-9	.333	0-2	.000	5-8	.625	0	6	6	0.8	5	0	7	9	0	5	11	1.4		
44	CARIE, Lauren	6-0	29:57	5.0	2-7	.286	0-0	.000	0-0	.000	1	5	6	1.0	3	0	2	3	1	1	4	0.7		
41	GALLEGOS, Claudia	6-0	34:32	5.8	1-9	.111	0-0	.000	0-0	.000	0	5	5	0.8	6	0	2	8	1	0	2	0.3		
12	HISLE, Kenna	2-0	15:51	7.9	0-1	.000	0-1	.000	0-0	.000	0	2	2	1.0	1	0	0	6	0	0	0	0.0		
Team											46	41	87					12						
Total		20	4029		479-1161	.413	107-318	.336	292-379	.770	242	525	767	38.4	389	8	313	430	75	193	1357	67.9		
Opponents		20	4025		431-1111	.388	121-386	.313	313-450	.696	224	483	707	35.4	389	9	225	424	67	226	1296	64.8		

Team Statistics

	USI	OPP
Scoring	1357	1296
Points per game	67.9	64.8
Scoring margin	+3.1	-
Field goals-att	479-1161	431-1111
Field goal pct	.413	.388
3 point fg-att	107-318	121-386
3-point FG pct	.336	.313
3-pt FG made per game	5.4	6.1
Free throws-att	292-379	313-450
Free throw pct	.770	.696
F-Throws made per game	14.6	15.7
Rebounds	767	707
Rebounds per game	38.4	35.4
Rebounding margin	+3.0	-
Assists	313	225
Assists per game	15.7	11.3
Turnovers	430	424
Turnovers per game	21.5	21.2
Turnover margin	-0.3	-
Assist/turnover ratio	0.7	0.5
Steals	193	226
Steals per game	9.7	11.3
Blocks	75	67
Blocks per game	3.8	3.4
Winning streak	0	-
Home win streak	0	-
Attendance	11336	7554
Home games-Avg/Game	10-1134	10-755
Neutral site-Avg/Game	-	0-0

Team Results

Date	Opponent		Score	Att.
11/07/2022	Oakland City	W	87-39	1312
11/11/2022	Western Ill.	W	88-75	1569
11/15/2022	at NIU	L	53-61	355
11/19/2022	Bowling Green	L	74-100	512
11/23/2022	Bethel (IN)	W	85-52	169
12/03/2022	at Murray St.	L	59-77	865
12/07/2022	at Butler	L	48-58	559
12/10/2022	at Eastern Mich.	W	66-60	1830
12/17/2022	at Wright St.	W	76-66	762
12/18/2022	at Cincinnati	L	57-99	527
12/21/2022	Brescia	W	90-48	269
12/29/2022	Southeast Mo. St.	W	68-54	1269
12/31/2022	at Eastern Ill.	L	58-69	629
01/05/2023	at Morehead St.	L	61-64	775
01/07/2023	SIUE	W	79-59	1817
01/12/2023	Little Rock	L	44-47	1796
01/14/2023	UT Martin	L	60-63	1056
01/19/2023	at Lindenwood	W	73-60	716
01/21/2023	at SIUE	L	69-78	536
01/26/2023	Eastern Ill.	Lot	62-67	1567



2022-23 Southern Ind. Women's Basketball Combined Team Statistics In Conference games

Page 1/1
as of Jan 27, 2023

Game Records

Record	Overall	Home	Away	Neutral
ALL GAMES	3-6	2-3	1-3	0-0
CONFERENCE	3-6	2-3	1-3	0-0
NON-CONFERENCE	0-0	0-0	0-0	0-0

Score by Periods

Team	1st	2nd	3rd	4th	OT	TOT
Southern Ind.	137	125	150	156	6	574
Opponents	124	131	144	151	11	561

Team Box Score

No.	Player				Total		3-Point		F-Throw		Rebounds													
		GP-GS	MIN	AVG	FG-FGA	FG%	3FG-3FGA	3FG%	FT-FTA	FT%	OFF	DEF	TOT	AVG	PF	DQ	A	TO	BLK	STL	PTS	AVG		
33	HAITHCOCK, Hannah	9-9	280:40	31.2	47-109	.431	0-2	.000	47-59	.797	25	40	65	7.2	24	0	9	21	5	8	141	15.7		
20	SHAFFORD, Vanessa	9-9	304:54	33.9	46-102	.451	23-46	.500	17-20	.850	11	50	61	6.8	23	0	14	34	2	14	132	14.7		
22	RALEY, Meredith	9-6	231:29	25.7	35-86	.407	2-24	.083	29-35	.829	17	25	42	4.7	30	1	18	29	5	6	101	11.2		
24	ROBBE, Tara	9-5	209:42	23.3	19-39	.487	3-9	.333	14-24	.583	13	20	33	3.7	21	0	12	29	6	5	55	6.1		
23	BROWN, Ashlynn	9-3	156:48	17.4	19-40	.475	1-8	.125	12-19	.632	5	34	39	4.3	30	1	9	18	13	5	51	5.7		
4	HANDLEY, Tori	9-9	245:18	27.3	16-59	.271	9-29	.310	10-14	.714	12	20	32	3.6	17	0	12	19	1	16	51	5.7		
3	GREEN, Lexie	9-0	128:43	14.3	8-19	.421	6-14	.429	11-13	.846	5	10	15	1.7	3	0	15	15	0	1	33	3.7		
11	RIECKERS, Soffia	9-4	221:36	24.6	2-30	.067	1-15	.067	5-6	.833	1	9	10	1.1	23	1	31	26	2	15	10	1.1		
5	THOMPSON, Lexi	7-0	38:43	5.5	0-7	.000	0-7	.000	0-0	.000	0	1	1	0.1	0	0	1	2	0	0	0	0.0		
44	CARIE, Lauren	1-0	00:43	0.7	0-0	.000	0-0	.000	0-0	.000	0	0	0	0.0	0	0	0	0	0	0	0	0.0		
1	BURGESS, Aubrey	3-0	09:43	3.2	0-1	.000	0-0	.000	0-0	.000	0	2	2	0.7	1	0	1	3	0	0	0	0.0		
41	GALLEGOS, Claudia	1-0	00:43	0.7	0-0	.000	0-0	.000	0-0	.000	0	0	0	0.0	0	0	0	0	0	0	0	0.0		
Team											19	24	43					4						
Total		9	1829		192-492	.390	45-154	.292	145-190	.763	108	235	343	38.1	172	3	122	200	34	70	574	63.8		
Opponents		9	1825		190-504	.377	42-163	.258	139-206	.675	111	218	329	36.6	197	4	91	183	28	100	561	62.3		

Team Statistics

	USI	OPP
Scoring	574	561
Points per game	63.8	62.3
Scoring margin	+1.4	-
Field goals-att	192-492	190-504
Field goal pct	.390	.377
3 point fg-att	45-154	42-163
3-point FG pct	.292	.258
3-pt FG made per game	5.0	4.7
Free throws-att	145-190	139-206
Free throw pct	.763	.675
F-Throws made per game	16.1	15.4
Rebounds	343	329
Rebounds per game	38.1	36.6
Rebounding margin	+1.6	-
Assists	122	91
Assists per game	13.6	10.1
Turnovers	200	183
Turnovers per game	22.2	20.3
Turnover margin	-1.9	-
Assist/turnover ratio	0.6	0.5
Steals	70	100
Steals per game	7.8	11.1
Blocks	34	28
Blocks per game	3.8	3.1
Winning streak	0	-
Home win streak	0	-
Attendance	7505	2656
Home games-Avg/Game	5-1501	4-664
Neutral site-Avg/Game	-	0-0

Team Results

Date	Opponent		Score	Att.
12/29/2022	Southeast Mo. St.	W	68-54	1269
12/31/2022	at Eastern Ill.	L	58-69	629
01/05/2023	at Morehead St.	L	61-64	775
01/07/2023	SIUE	W	79-59	1817
01/12/2023	Little Rock	L	44-47	1796
01/14/2023	UT Martin	L	60-63	1056
01/19/2023	at Lindenwood	W	73-60	716
01/21/2023	at SIUE	L	69-78	536
01/26/2023	Eastern Ill.	Lot	62-67	1567



2021-22 Southern Ind. Women's Basketball Combined Team Statistics All games

Page 1/1
as of Nov 04, 2022

Game Records

Record	Overall	Home	Away	Neutral
ALL GAMES	23-6	12-1	8-2	3-3
CONFERENCE	16-2	9-1	7-1	0-0
NON-CONFERENCE	7-4	3-0	1-1	3-3

Score by Periods

Team	1st	2nd	3rd	4th	OT	TOT
Southern Ind.	578	545	582	540	7	2252
Opponents	427	468	496	500	13	1904

Team Box Score

No.	Player				Total		3-Point		F-Throw		Rebounds												
		GP-GS	MIN	AVG	FG-FGA	FG%	3FG-3FGA	3FG%	FT-FTA	FT%	OFF	DEF	TOT	AVG	PF	DQ	A	TO	BLK	STL	PTS	AVG	
33	HAITHCOCK, Hannah	28-13	676:19	24.2	135-289	.467	9-26	.346	66-82	.805	43	89	132	4.7	59	1	25	37	8	21	345	12.3	
22	RALEY, Meredith	29-16	562:43	19.4	126-263	.479	18-55	.327	71-95	.747	79	72	151	5.2	72	1	26	40	17	16	341	11.8	
30	DEHART, Emma	29-29	772:18	26.6	82-230	.357	17-92	.185	103-127	.811	36	54	90	3.1	58	0	60	56	3	45	284	9.8	
23	BROWN, Ashlynn	29-29	609:46	21.0	103-213	.484	8-27	.296	54-66	.818	34	111	145	5.0	70	2	32	35	14	20	268	9.2	
21	BLACKWELL, Addy	28-28	661:01	23.6	67-165	.406	47-107	.439	76-88	.864	9	79	88	3.1	52	0	54	49	0	45	257	9.2	
20	SHAFFORD, Vanessa	27-1	435:34	16.1	72-145	.497	26-59	.441	12-15	.800	23	71	94	3.5	46	1	40	17	5	21	182	6.7	
10	HUNTER, Ashley	29-14	475:44	16.4	75-211	.355	26-88	.295	16-19	.842	13	46	59	2.0	41	0	36	38	3	21	192	6.6	
24	ROBBE, Tara	29-0	432:45	14.9	59-152	.388	0-10	.000	20-36	.556	47	67	114	3.9	70	2	30	37	9	22	138	4.8	
4	HANDLEY, Tori	28-15	548:13	19.6	37-125	.296	15-63	.238	24-29	.828	36	48	84	3.0	38	0	43	34	2	45	113	4.0	
3	GREEN, Lexie	16-0	114:27	7.2	16-27	.593	5-11	.455	2-4	.500	2	9	11	0.7	2	0	10	4	0	4	39	2.4	
11	RIECKERS, Soffia	28-0	403:16	14.4	16-46	.348	8-27	.296	13-21	.619	15	31	46	1.6	24	0	42	34	4	27	53	1.9	
44	CARIE, Lauren	9-0	47:21	5.3	6-17	.353	0-0	.000	3-9	.333	6	4	10	1.1	7	0	2	3	2	2	15	1.7	
5	THOMPSON, Lexi	10-0	62:36	6.3	6-14	.429	4-12	.333	0-0	.000	1	5	6	0.6	3	0	5	5	0	1	16	1.6	
1	BURGESS, Aubrey	5-0	22:56	4.6	2-2	1.000	1-1	1.000	2-2	1.000	1	3	4	0.8	5	0	1	4	0	0	7	1.4	
Team											53	51	104					11					
Total		29	5825		802-1899	.422	184-578	.318	462-593	.779	398	740	1138	39.2	547	7	406	404	67	290	2252	77.7	
Opponents		29	5825		670-1649	.406	192-616	.312	372-516	.721	280	753	1033	35.6	561	14	355	567	95	215	1904	65.7	

Team Statistics

	USI	OPP
Scoring	2252	1904
Points per game	77.7	65.7
Scoring margin	+12.0	-
Field goals-att	802-1899	670-1649
Field goal pct	.422	.406
3 point fg-att	184-578	192-616
3-point FG pct	.318	.312
3-pt FG made per game	6.3	6.6
Free throws-att	462-593	372-516
Free throw pct	.779	.721
F-Throws made per game	15.9	12.8
Rebounds	1138	1033
Rebounds per game	39.2	35.6
Rebounding margin	+3.6	-
Assists	406	355
Assists per game	14.0	12.2
Turnovers	404	567
Turnovers per game	13.9	19.6
Turnover margin	+5.6	-
Assist/turnover ratio	1.0	0.6
Steals	290	215
Steals per game	10.0	7.4
Blocks	67	95
Blocks per game	2.3	3.3
Winning streak	0	-
Home win streak	5	-
Attendance	9837	3080
Home games-Avg/Game	13-757	10-308
Neutral site-Avg/Game	-	6-217

Team Results

Date	Opponent	Score	Att.
11/12/2021	vs Ohio Dominican	W 64-58	360
11/13/2021	at Cedarville	Lot 82-88	315
11/16/2021	Davenport	W 86-59	469
11/20/2021	at Saginaw Valley	W 65-64	305
11/24/2021	Ashland	W 63-58	269
11/29/2021	Ulndy	W 79-62	469
12/02/2021	at Ill. Springfield	W 98-85	150
12/10/2021	Ky. Christian	W 108-42	269
12/18/2021	vs West Tex. A&M	W 90-78	0
12/19/2021	vs Tampa	L 71-79	0
01/08/2022	Southwest Baptist	W 79-74	569
01/15/2022	at Ulndy	W 89-78	250
01/17/2022	McKendree	W 90-59	669
01/20/2022	Ill. Springfield	W 88-80	291
01/22/2022	Lewis	L 63-72	1324
01/27/2022	at Truman St.	W 78-66	250
01/29/2022	at Quincy	W 87-59	50
01/31/2022	at Lindenwood	W 82-69	192
02/04/2022	Rockhurst	W 80-71	269
02/05/2022	William Jewell	W 86-51	1354
02/10/2022	at Drury	L 58-77	1138
02/12/2022	at Southwest Baptist	W 70-48	220
02/17/2022	Maryville (MO)	W 70-55	1109
02/19/2022	Missouri S&T	W 63-50	1357
02/24/2022	at Mo.-St. Louis	W 68-58	210
02/26/2022	Lindenwood	W 68-42	1419
03/03/2022	vs Southwest Baptist	W 92-59	212
03/05/2022	vs Lewis	L 72-88	207
03/11/2022	vs Walsh	L 63-75	520



Southern Ind. Women's Basketball
Individual Career Summaries
All games

Page 1/9
as of Jan 27, 2023

BLACKWELL, Addy

				Field Goals		3-Point		F-Throws		Rebounds									Scoring	
SEASON	TEAM	GP-GS	MIN/AVG	FG-FGA	FG%	3FG-3FGA	3FG%	FT-FTA	FT%	OFF	DEF	TOT	AVG	PF-FO	A	TO	BLK	STL	PTS	AVG
2019-20	USI	27-0	391/14.5	43-116	.371	27-73	.370	30-39	.769	10	29	39	1.4	42-0	30	30	2	29	143	5.3
2020-21	USI	10-8	251/25.1	25-71	.352	12-41	.293	28-29	.966	1	22	23	2.3	20-0	24	18	2	18	90	9.0
2021-22	USI	28-28	661/23.6	67-165	.406	47-107	.439	76-88	.864	9	79	88	3.1	52-0	54	49	0	45	257	9.2
TOTAL		65-36	1303/20.0	135-352	.384	86-221	.389	134-156	.859	20	130	150	2.3	114-0	108	97	4	92	490	7.5

Single Game Highs

Statistic	Value	
Points	22	vs Tampa 12/19/21
Rebounds	10	vs Rockhurst 02/04/22
Assists	7	at Saginaw Valley 11/20/21, at Ill. Springfield 12/02/21
Steals	5	vs Quincy 01/25/20
Blocks	1	4 times
FG Made	7	vs Tampa 12/19/21
FG Attempts	12	at Cedarville 11/13/21
3FG Made	6	vs Tampa 12/19/21
3FG Attempts	8	vs Tampa 12/19/21
FT Made	9	vs Ohio Dominican 11/12/21
FT Attempts	10	vs Ohio Dominican 11/12/21



Southern Ind. Women's Basketball
Individual Career Summaries
All games

Page 2/9
as of Jan 27, 2023

BROWN, Ashlynn

				Field Goals		3-Point		F-Throws		Rebounds										Scoring	
SEASON	TEAM	GP-GS	MIN/AVG	FG-FGA	FG%	3FG-3FGA	3FG%	FT-FTA	FT%	OFF	DEF	TOT	AVG	PF-FO	A	TO	BLK	STL		PTS	AVG
2018-19	USI	26-0	222/8.5	33-70	.471	2-7	.286	12-21	.571	15	33	48	1.8	27-0	4	12	4	6		80	3.1
2019-20	USI	27-27	638/23.6	61-165	.370	5-22	.227	47-59	.797	36	119	155	5.7	82-2	20	43	22	16		174	6.4
2020-21	USI	14-7	263/18.8	31-68	.456	3-10	.300	13-20	.650	14	48	62	4.4	44-3	14	17	8	10		78	5.6
2021-22	USI	29-29	610/21.0	103-213	.484	8-27	.296	54-66	.818	34	111	145	5.0	70-2	32	35	14	20		268	9.2
2022-23	USI	20-11	368/18.4	48-134	.358	4-20	.200	26-35	.743	24	75	99	5.0	62-3	33	41	23	12		126	6.3
TOTAL		116-74	2102/18.1	276-650	.425	22-86	.256	152-201	.756	123	386	509	4.4	285-10	103	148	71	64		726	6.3

Single Game Highs

Statistic	Value	
Points	19	vs Walsh 03/11/22, vs Brescia 12/21/22
Rebounds	13	vs Ky. Christian 12/10/21
Assists	4	vs Ill. Springfield 12/03/20, vs Oakland City 11/07/22, vs Brescia 12/21/22
Steals	4	vs Hillsdale 11/26/19
Blocks	4	at UIndy 01/09/20, vs Bowling Green 11/19/22
FG Made	9	vs Brescia 12/21/22
FG Attempts	14	at Ashland 12/22/19, at Truman St. 01/27/22
3FG Made	2	at Mo.-St. Louis 02/24/22
3FG Attempts	5	vs Bowling Green 11/19/22
FT Made	9	vs Walsh 03/11/22
FT Attempts	10	vs Walsh 03/11/22

BURGESS, Aubrey

				Field Goals		3-Point		F-Throws		Rebounds										Scoring	
SEASON	TEAM	GP-GS	MIN/AVG	FG-FGA	FG%	3FG-3FGA	3FG%	FT-FTA	FT%	OFF	DEF	TOT	AVG	PF-FO	A	TO	BLK	STL		PTS	AVG
2021-22	USI	5-0	23/4.6	2-2	1.000	1-1	1.000	2-2	1.000	1	3	4	0.8	5-0	1	4	0	0		7	1.4
2022-23	USI	8-0	51/6.3	3-9	.333	0-2	.000	5-8	.625	0	6	6	0.8	5-0	7	9	0	5		11	1.4
TOTAL		13-0	74/5.7	5-11	.455	1-3	.333	7-10	.700	1	9	10	0.8	10-0	8	13	0	5		18	1.4

Single Game Highs

Statistic	Value	
Points	6	at Murray St. 12/03/22
Rebounds	3	at Quincy 01/29/22
Assists	3	vs Bethel (IN) 11/23/22
Steals	2	vs Oakland City 11/07/22, vs Bethel (IN) 11/23/22
FG Made	2	at Murray St. 12/03/22
FG Attempts	5	vs Brescia 12/21/22
3FG Made	1	vs McKendree 01/17/22
3FG Attempts	2	vs Brescia 12/21/22
FT Made	3	vs Bethel (IN) 11/23/22
FT Attempts	4	vs Bethel (IN) 11/23/22



Southern Ind. Women's Basketball
Individual Career Summaries
All games

Page 3/9
as of Jan 27, 2023

CARIE, Lauren

				Field Goals		3-Point		F-Throws		Rebounds									Scoring	
SEASON	TEAM	GP-GS	MIN/AVG	FG-FGA	FG%	3FG-3FGA	3FG%	FT-FTA	FT%	OFF	DEF	TOT	AVG	PF-FO	A	TO	BLK	STL	PTS	AVG
2021-22	USI	9-0	47/5.3	6-17	.353	0-0	.000	3-9	.333	6	4	10	1.1	7-0	2	3	2	2	15	1.7
2022-23	USI	6-0	30/5.0	2-7	.286	0-0	.000	0-0	.000	1	5	6	1.0	3-0	2	3	1	1	4	0.7
TOTAL		15-0	77/5.2	8-24	.333	0-0	.000	3-9	.333	7	9	16	1.1	10-0	4	6	3	3	19	1.3

Single Game Highs

Statistic	Value	
Points	8	vs Ky. Christian 12/10/21
Rebounds	4	vs McKendree 01/17/22, vs Ky. Christian 12/10/21
Assists	2	vs Oakland City 11/07/22
Steals	1	vs McKendree 01/17/22, vs Ky. Christian 12/10/21, vs Bethel (IN) 11/23/22
Blocks	1	vs McKendree 01/17/22, vs William Jewell 02/05/22, vs Bethel (IN) 11/23/22
FG Made	3	vs Ky. Christian 12/10/21
FG Attempts	5	vs William Jewell 02/05/22, vs Ky. Christian 12/10/21, vs Brescia 12/21/22
FT Made	2	vs Ky. Christian 12/10/21
FT Attempts	5	vs Ky. Christian 12/10/21

GALLEGOS, Claudia

				Field Goals		3-Point		F-Throws		Rebounds									Scoring	
SEASON	TEAM	GP-GS	MIN/AVG	FG-FGA	FG%	3FG-3FGA	3FG%	FT-FTA	FT%	OFF	DEF	TOT	AVG	PF-FO	A	TO	BLK	STL	PTS	AVG
2022-23	USI	6-0	35/5.8	1-9	.111	0-0	.000	0-0	.000	0	5	5	0.8	6-0	2	8	1	0	2	0.3
TOTAL		6-0	35/5.8	1-9	.111	0-0	.000	0-0	.000	0	5	5	0.8	6-0	2	8	1	0	2	0.3

Single Game Highs

Statistic	Value	
Points	2	vs Oakland City 11/07/22
Rebounds	2	vs Oakland City 11/07/22, vs Bethel (IN) 11/23/22
Assists	1	vs Bethel (IN) 11/23/22, vs Brescia 12/21/22
Blocks	1	vs Brescia 12/21/22
FG Made	1	vs Oakland City 11/07/22
FG Attempts	5	vs Brescia 12/21/22



Southern Ind. Women's Basketball
Individual Career Summaries
All games

Page 4/9
as of Jan 27, 2023

GREEN, Lexie

				Field Goals		3-Point		F-Throws		Rebounds									Scoring	
SEASON	TEAM	GP-GS	MIN/AVG	FG-FGA	FG%	3FG-3FGA	3FG%	FT-FTA	FT%	OFF	DEF	TOT	AVG	PF-FO	A	TO	BLK	STL	PTS	AVG
2020-21	USI	8-0	48/6.0	2-6	.333	0-2	.000	7-8	.875	3	1	4	0.5	1-0	3	4	0	3	11	1.4
2021-22	USI	16-0	114/7.2	16-27	.593	5-11	.455	2-4	.500	2	9	11	0.7	2-0	10	4	0	4	39	2.4
2022-23	USI	20-2	256/12.8	18-37	.486	10-21	.476	17-24	.708	8	17	25	1.3	8-0	27	28	0	3	63	3.2
TOTAL		44-2	418/9.5	36-70	.514	15-34	.441	26-36	.722	13	27	40	0.9	11-0	40	36	0	10	113	2.6

Single Game Highs

Statistic	Value	
Points	11	vs Bethel (IN) 11/23/22
Rebounds	8	vs Little Rock 01/12/23
Assists	5	vs Southeast Mo. St. 12/29/22
Steals	3	vs Ky. Christian 12/10/21
FG Made	4	vs Bethel (IN) 11/23/22
FG Attempts	5	vs Bethel (IN) 11/23/22
3FG Made	2	vs Bethel (IN) 11/23/22, vs Little Rock 01/12/23
3FG Attempts	3	vs Western Ill. 11/11/22, vs Little Rock 01/12/23, vs UT Martin 01/14/23
FT Made	4	vs Drury 02/13/21
FT Attempts	4	vs Drury 02/13/21, at Cincinnati 12/18/22, vs Southeast Mo. St. 12/29/22

HAITHCOCK, Hannah

				Field Goals		3-Point		F-Throws		Rebounds									Scoring	
SEASON	TEAM	GP-GS	MIN/AVG	FG-FGA	FG%	3FG-3FGA	3FG%	FT-FTA	FT%	OFF	DEF	TOT	AVG	PF-FO	A	TO	BLK	STL	PTS	AVG
2019-20	USI	27-27	798/29.5	132-311	.424	8-28	.286	26-40	.650	53	86	139	5.1	73-1	23	34	12	24	298	11.0
2020-21	USI	15-15	400/26.7	65-158	.411	4-17	.235	46-57	.807	28	75	103	6.9	39-1	12	32	7	8	180	12.0
2021-22	USI	28-13	676/24.2	135-289	.467	9-26	.346	66-82	.805	43	89	132	4.7	59-1	25	37	8	21	345	12.3
2022-23	USI	20-15	549/27.4	114-245	.465	1-9	.111	72-91	.791	44	77	121	6.1	47-0	21	41	17	20	301	15.1
TOTAL		90-70	2423/26.9	446-1003	.445	22-80	.275	210-270	.778	168	327	495	5.5	218-3	81	144	44	73	1124	12.5

Single Game Highs

Statistic	Value	
Points	31	at Lindenwood 01/19/23
Rebounds	13	vs Lewis 12/05/20, vs Brescia 12/21/22
Assists	3	8 times
Steals	3	8 times
Blocks	3	4 times
FG Made	13	at Lindenwood 01/19/23
FG Attempts	20	vs Southwest Baptist 01/04/20, vs Maryville (MO) 02/17/22
3FG Made	3	vs Mo.-St. Louis 02/15/20
3FG Attempts	5	vs Mo.-St. Louis 02/15/20
FT Made	10	vs UIndy 11/29/21
FT Attempts	14	at Eastern Ill. 12/31/22



Southern Ind. Women's Basketball
Individual Career Summaries
All games

Page 5/9
as of Jan 27, 2023

HANDLEY, Tori

				Field Goals		3-Point		F-Throws		Rebounds									Scoring	
SEASON	TEAM	GP-GS	MIN/AVG	FG-FGA	FG%	3FG-3FGA	3FG%	FT-FTA	FT%	OFF	DEF	TOT	AVG	PF-FO	A	TO	BLK	STL	PTS	AVG
2019-20	SIUE	27-13	569/21.1	37-144	.257	28-117	.239	10-14	.714	15	26	41	1.5	37-0	32	44	1	23	112	4.1
2020-21	SIUE	24-9	395/16.4	31-114	.272	22-87	.253	8-13	.615	19	23	42	1.8	18-0	13	39	2	13	92	3.8
2021-22	USI	28-15	548/19.6	37-125	.296	15-63	.238	24-29	.828	36	48	84	3.0	38-0	43	34	2	45	113	4.0
2022-23	USI	20-19	539/26.9	37-132	.280	17-60	.283	18-26	.692	21	41	62	3.1	31-0	37	42	2	38	109	5.5
TOTAL FOR USI		48-34	1087/22.6	74-257	.288	32-123	.260	42-55	.764	57	89	146	3.0	69-0	80	76	4	83	222	4.6
TOTAL		99-56	2050/20.7	142-515	.276	82-327	.251	60-82	.732	91	138	229	2.3	124-0	125	159	7	119	426	4.3

Single Game Highs

Statistic	Value	
Points	15	at Georgia St. 12/22/19
Rebounds	10	vs William Jewell 02/05/22
Assists	6	vs Bethel (IN) 11/23/22
Steals	5	vs Rockhurst 02/04/22, vs Western Ill. 11/11/22
Blocks	1	7 times
FG Made	5	4 times
FG Attempts	13	vs UT Martin 01/25/20
3FG Made	5	at Georgia St. 12/22/19
3FG Attempts	12	at Georgia St. 12/22/19
FT Made	5	vs Rockhurst 02/04/22
FT Attempts	6	vs Rockhurst 02/04/22

HISLE, Kenna

				Field Goals		3-Point		F-Throws		Rebounds										Scoring	
SEASON	TEAM	GP-GS	MIN/AVG	FG-FGA	FG%	3FG-3FGA	3FG%	FT-FTA	FT%	OFF	DEF	TOT	AVG	PF-FO	A	TO	BLK	STL	PTS	AVG	
2020-21	USI	11-3	109/9.9	6-24	.250	2-5	.400	5-10	.500	8	9	17	1.5	11-0	5	12	0	3	19	1.7	
2022-23	USI	2-0	16/7.9	0-1	.000	0-1	.000	0-0	.000	0	2	2	1.0	1-0	0	6	0	0	0	0.0	
TOTAL		13-3	124/9.6	6-25	.240	2-6	.333	5-10	.500	8	11	19	1.5	12-0	5	18	0	3	19	1.5	

Single Game Highs

Statistic	Value	
Points	5	vs Lewis 12/05/20, vs Drury 02/13/21
Rebounds	4	at Quincy 02/02/21
Assists	2	vs Ill. Springfield 12/03/20
Steals	1	vs Rockhurst 11/27/20, vs Ill. Springfield 12/03/20, at William Jewell 02/04/21
FG Made	2	vs Drury 02/13/21
FG Attempts	5	at Quincy 02/02/21
3FG Made	1	vs Ill. Springfield 12/03/20, vs Drury 02/13/21
3FG Attempts	2	vs Drury 02/13/21
FT Made	3	vs Lewis 12/05/20
FT Attempts	8	vs Lewis 12/05/20



Southern Ind. Women's Basketball
Individual Career Summaries
All games

Page 6/9
as of Jan 27, 2023

HOWARD, Takiya

				Field Goals		3-Point		F-Throws		Rebounds									Scoring	
SEASON	TEAM	GP-GS	MIN/AVG	FG-FGA	FG%	3FG-3FGA	3FG%	FT-FTA	FT%	OFF	DEF	TOT	AVG	PF-FO	A	TO	BLK	STL	PTS	AVG
2021-22	MUR	14-0	44/3.1	2-7	.286	0-0	.000	3-7	.429	3	7	10	0.7	2-0	1	4	1	1	7	0.5
2022-23	USI	9-0	61/6.8	4-14	.286	0-3	.000	7-9	.778	0	6	6	0.7	11-0	4	12	2	1	15	1.7
TOTAL FOR USI		9-0	61/6.8	4-14	.286	0-3	.000	7-9	.778	0	6	6	0.7	11-0	4	12	2	1	15	1.7
TOTAL		23-0	105/4.6	6-21	.286	0-3	.000	10-16	.625	3	13	16	0.7	13-0	5	16	3	2	22	1.0

Single Game Highs

Statistic	Value	
Points	5	vs Bowling Green 11/19/22
Rebounds	2	7 times
Assists	2	at NIU 11/15/22
Steals	1	at Morehead St. 02/12/22, at Murray St. 12/03/22
Blocks	1	vs Morehead St. 01/29/22, vs Oakland City 11/07/22, at Cincinnati 12/18/22
FG Made	2	vs Bowling Green 11/19/22
FG Attempts	4	at Murray St. 12/03/22
3FG Attempts	1	vs Oakland City 11/07/22, at NIU 11/15/22, at Murray St. 12/03/22
FT Made	4	at Cincinnati 12/18/22
FT Attempts	4	at Southeast Mo. St. 02/26/22, at Cincinnati 12/18/22

RALEY, Meredith

				Field Goals		3-Point		F-Throws		Rebounds									Scoring	
SEASON	TEAM	GP-GS	MIN/AVG	FG-FGA	FG%	3FG-3FGA	3FG%	FT-FTA	FT%	OFF	DEF	TOT	AVG	PF-FO	A	TO	BLK	STL	PTS	AVG
2020-21	USI	16-3	202/12.6	31-74	.419	8-24	.333	22-33	.667	17	24	41	2.6	33-2	10	19	5	7	92	5.8
2021-22	USI	29-16	563/19.4	126-263	.479	18-55	.327	71-95	.747	79	72	151	5.2	72-1	26	40	17	16	341	11.8
2022-23	USI	20-14	476/23.8	92-201	.458	11-51	.216	66-80	.825	40	59	99	5.0	66-3	46	54	13	20	261	13.1
TOTAL		65-33	1240/19.1	249-538	.463	37-130	.285	159-208	.764	136	155	291	4.5	171-6	82	113	35	43	694	10.7

Single Game Highs

Statistic	Value	
Points	23	vs Bethel (IN) 11/23/22
Rebounds	16	at Eastern Mich. 12/10/22
Assists	5	at Butler 12/07/22
Steals	3	vs Ohio Dominican 11/12/21, vs Bethel (IN) 11/23/22
Blocks	3	at Southwest Baptist 02/12/22
FG Made	7	4 times
FG Attempts	17	at Eastern Mich. 12/10/22
3FG Made	3	4 times
3FG Attempts	7	at William Jewell 02/04/21
FT Made	8	vs Lewis 01/22/22, at UIndy 01/15/22, vs Bethel (IN) 11/23/22
FT Attempts	9	4 times



Southern Ind. Women's Basketball
Individual Career Summaries
All games

Page 7/9
as of Jan 27, 2023

RIECKERS, Soffia

				Field Goals		3-Point		F-Throws		Rebounds										Scoring	
SEASON	TEAM	GP-GS	MIN/AVG	FG-FGA	FG%	3FG-3FGA	3FG%	FT-FTA	FT%	OFF	DEF	TOT	AVG	PF-FO	A	TO	BLK	STL	PTS	AVG	
2020-21	USI	16-8	376/23.5	28-64	.438	10-32	.313	9-12	.750	12	36	48	3.0	22-0	29	22	1	21	75	4.7	
2021-22	USI	28-0	403/14.4	16-46	.348	8-27	.296	13-21	.619	15	31	46	1.6	24-0	42	34	4	27	53	1.9	
2022-23	USI	20-9	451/22.6	12-51	.235	5-26	.192	12-15	.800	2	28	30	1.5	54-2	66	52	4	37	41	2.1	
TOTAL		64-17	1231/19.2	56-161	.348	23-85	.271	34-48	.708	29	95	124	1.9	100-2	137	108	9	85	169	2.6	

Single Game Highs

Statistic	Value	
Points	13	vs McKendree 12/12/20
Rebounds	7	vs Truman St. 01/30/21
Assists	10	vs Brescia 12/21/22
Steals	5	at William Jewell 02/04/21
Blocks	1	9 times
FG Made	5	at Rockhurst 02/06/21
FG Attempts	9	at Rockhurst 02/06/21
3FG Made	3	vs McKendree 01/17/22
3FG Attempts	6	at Quincy 02/02/21
FT Made	4	vs McKendree 12/12/20
FT Attempts	4	vs McKendree 12/12/20



Southern Ind. Women's Basketball
Individual Career Summaries
All games

Page 8/9
as of Jan 27, 2023

ROBBE, Tara

				Field Goals		3-Point		F-Throws		Rebounds									Scoring	
SEASON	TEAM	GP-GS	MIN/AVG	FG-FGA	FG%	3FG-3FGA	3FG%	FT-FTA	FT%	OFF	DEF	TOT	AVG	PF-FO	A	TO	BLK	STL	PTS	AVG
2019-20	USI	27-0	474/17.6	57-121	.471	2-7	.286	29-48	.604	32	53	85	3.1	43-0	17	25	12	12	145	5.4
2020-21	USI	16-3	239/14.9	24-53	.453	2-9	.222	23-37	.622	13	36	49	3.1	40-2	10	25	5	11	73	4.6
2021-22	USI	29-0	433/14.9	59-152	.388	0-10	.000	20-36	.556	47	67	114	3.9	70-2	30	37	9	22	138	4.8
2022-23	USI	20-10	440/22.0	42-90	.467	5-18	.278	37-50	.740	29	44	73	3.7	42-0	22	56	8	15	126	6.3
TOTAL		92-13	1586/17.2	182-416	.438	9-44	.205	109-171	.637	121	200	321	3.5	195-4	79	143	34	60	482	5.2

Single Game Highs

Statistic	Value	
Points	21	vs Ulndy 02/29/20
Rebounds	9	vs Maryville (MO) 02/17/22
Assists	5	vs McKendree 01/17/22
Steals	2	11 times
Blocks	4	at Bellarmine 02/27/20
FG Made	9	vs Ulndy 02/29/20
FG Attempts	14	vs Ulndy 02/29/20
3FG Made	1	9 times
3FG Attempts	3	vs Western Ill. 11/11/22
FT Made	5	at Cincinnati 12/18/22
FT Attempts	8	vs Lewis 12/05/20, vs UT Martin 01/14/23

SHAFFORD, Vanessa

				Field Goals		3-Point		F-Throws		Rebounds									Scoring	
SEASON	TEAM	GP-GS	MIN/AVG	FG-FGA	FG%	3FG-3FGA	3FG%	FT-FTA	FT%	OFF	DEF	TOT	AVG	PF-FO	A	TO	BLK	STL	PTS	AVG
2021-22	USI	27-1	436/16.1	72-145	.497	26-59	.441	12-15	.800	23	71	94	3.5	46-1	40	17	5	21	182	6.7
2022-23	USI	20-20	651/32.5	98-210	.467	48-89	.539	30-39	.769	25	113	138	6.9	48-0	42	62	4	37	274	13.7
TOTAL		47-21	1086/23.1	170-355	.479	74-148	.500	42-54	.778	48	184	232	4.9	94-1	82	79	9	58	456	9.7

Single Game Highs

Statistic	Value	
Points	24	vs Eastern Ill. 01/26/23
Rebounds	12	vs SIUE 01/07/23
Assists	7	vs Southwest Baptist 03/03/22
Steals	5	vs Oakland City 11/07/22
Blocks	2	vs Southwest Baptist 01/08/22
FG Made	9	vs Eastern Ill. 01/26/23
FG Attempts	16	vs Eastern Ill. 01/26/23
3FG Made	6	vs Eastern Ill. 01/26/23
3FG Attempts	10	vs Eastern Ill. 01/26/23
FT Made	5	at Wright St. 12/17/22, vs UT Martin 01/14/23
FT Attempts	7	vs UT Martin 01/14/23



Southern Ind. Women's Basketball
Individual Career Summaries
All games

Page 9/9
as of Jan 27, 2023

THOMPSON, Lexi

				Field Goals		3-Point		F-Throws		Rebounds									Scoring	
SEASON	TEAM	GP-GS	MIN/AVG	FG-FGA	FG%	3FG-3FGA	3FG%	FT-FTA	FT%	OFF	DEF	TOT	AVG	PF-FO	A	TO	BLK	STL	PTS	AVG
2019-20	USI	9-0	40/4.4	2-8	.250	2-5	.400	0-0	.000	1	3	4	0.4	1-0	0	2	1	1	6	0.7
2020-21	USI	15-0	147/9.8	10-22	.455	8-19	.421	0-0	.000	2	16	18	1.2	5-0	5	5	1	4	28	1.9
2021-22	USI	10-0	63/6.3	6-14	.429	4-12	.333	0-0	.000	1	5	6	0.6	3-0	5	5	0	1	16	1.6
2022-23	USI	17-0	107/6.3	8-21	.381	6-18	.333	2-2	1.000	2	6	8	0.5	5-0	4	4	0	4	24	1.4
TOTAL		51-0	357/7.0	26-65	.400	20-54	.370	2-2	1.000	6	30	36	0.7	14-0	14	16	2	10	74	1.5

Single Game Highs

Statistic	Value	
Points	12	vs Brescia 12/21/22
Rebounds	5	vs Quincy 01/28/21
Assists	3	vs Ky. Christian 12/10/21
Steals	3	at Truman St. 01/03/21
Blocks	1	vs Trevecca Nazarene 11/30/19, vs Drury 02/13/21
FG Made	4	vs Brescia 12/21/22
FG Attempts	7	vs Brescia 12/21/22
3FG Made	3	vs Oakland City 11/07/22
3FG Attempts	5	at Quincy 02/02/21, vs Brescia 12/21/22
FT Made	2	vs Brescia 12/21/22
FT Attempts	2	vs Brescia 12/21/22