



2021 MEMPHIS

FOOTBALL RECORD BOOK

ONE CITY. ONE GOAL. ONE TEAM.

SCORING RECORDS

**Records included are modern day records (1947-Present)

INDIVIDUAL SINGLE GAME

MOST POINTS SCORED (MIN. 18)

RK	PTS	PLAYER VS OPPONENT	YEAR
T1	24	Patrick Taylor Jr. at Houston	2017
T1	24	Anthony Miller at UConn	2017
T1	24	Curtis Steele vs Tulsa	2009
T1	24	DeAngelo Williams vs Chattanooga	2004
T1	24	DeAngelo Williams vs Houston	2004
T1	24	DeAngelo Williams vs ECU	2004
T1	24	Dante Brown vs Houston	2001
8	21	Riley Patterson vs Penn State	2019
T9	18	Antonio Gibson vs SMU	2019
T9	18	Riley Patterson vs SMU	2019
T9	18	Kenneth Gainwell at Tulsa	2019
T9	18	Patrick Taylor Jr. at USF	2019
T9	18	Darrell Henderson at Navy	2018
T9	18	Darrell Henderson vs UConn	2018
T9	18	Patrick Taylor Jr. vs UConn	2018
T9	18	Darrell Henderson at UCF	2018
T9	18	Riley Ferguson vs SMU	2017
T9	18	Anthony Miller vs Western Kentucky	2016
T9	18	Jamarius Henderson at Tulsa	2015
T9	18	Brandon Hayes vs Tulsa	2014
T9	18	Paxton Lynch vs BYU	2014
T9	18	Sam Craft vs Temple	2013
T9	18	Brandon Hayes vs UAB	2012
T9	18	Steven Black vs Tulane	2008
T9	18	Carlos Singleton vs SMU	2007
T9	18	Joseph Doss vs UTEP	2006
T9	18	DeAngelo Williams vs Chattanooga	2005
T9	18	DeAngelo Williams vs Tulsa	2005
T9	18	DeAngelo Williams vs Akron	2005
T9	18	DeAngelo Williams vs Ole Miss	2003
T9	18	DeAngelo Williams vs Tennessee Tech	2003
T9	18	Ryan White vs UAB	1999
T9	18	Gerard Arnold vs Tulane	1999
T9	18	Gerard Arnold vs Arkansas State	1997
T9	18	Russell Copeland vs Tennessee	1992
T9	18	John Martin vs Tulane	1992
T9	18	Larry Porter vs Arkansas State	1990
T9	18	Billy Moody vs Louisville	1987
T9	18	Jeff Womack vs Southwestern Louisiana	1985
T9	18	Paul Gowen vs Cincinnati	1971
T9	18	Stan Davis vs Ole Miss	1971
T9	18	Jay McCoy vs Wichita State	1970
T9	18	Danny Pierce vs Southern Miss	1968
T9	18	Bob Sherlag vs Mississippi State	1965
T9	18	Dave Casinelli vs The Citadel	1962
T9	18	Dave Casinelli vs UT-Arlington	1962
T9	18	Dave Casinelli vs The Citadel	1961
T9	18	James Earl Wright vs The Citadel	1961
T9	18	Don Coffee vs Tulsa	1961
T9	18	Nick Buoni vs Southern Miss	1959
T9	18	Bill Robertson vs Arkansas State	1950
T9	18	Frank Berry vs Tampa	1949

MOST TDs SCORED (MIN. 3; RUSH/REC)

RK	TDs	PLAYER VS OPPONENT	YEAR
T1	4	Patrick Taylor Jr. at Houston	2017
T1	4	Anthony Miller at UConn	2017
T1	4	Curtis Steele vs Tulsa	2009
T1	4	DeAngelo Williams vs Chattanooga	2004
T1	4	DeAngelo Williams vs Houston	2004
T1	4	DeAngelo Williams vs ECU	2004
T1	4	Dante Brown vs Houston	2001
T8	3	Kenneth Gainwell at Tulsa	2019

MOST TDs SCORED (MIN. 3; RUSH/REC)

RK	TDs	PLAYER VS OPPONENT	YEAR
T8	3	Patrick Taylor Jr. at USF	2019
T8	3	Darrell Henderson at Navy	2018
T8	3	Darrell Henderson vs UConn	2018
T8	3	Patrick Taylor Jr. vs UConn	2018
T8	3	Darrell Henderson at UCF	2018
T8	3	Riley Ferguson vs SMU	2017
T8	3	Anthony Miller vs Western Kentucky	2016
T8	3	Jamarius Henderson at Tulsa	2015
T8	3	Brandon Hayes vs Tulsa	2014
T8	3	Paxton Lynch vs BYU	2014
T8	3	Sam Craft vs Temple	2013
T8	3	Brandon Hayes vs UAB	2012
T8	3	Steven Black vs Tulane	2008
T8	3	Carlos Singleton vs SMU	2007
T8	3	Joseph Doss vs UTEP	2006
T8	3	DeAngelo Williams vs Chattanooga	2005
T8	3	DeAngelo Williams vs Tulsa	2005
T8	3	DeAngelo Williams vs Akron	2005
T8	3	DeAngelo Williams vs Ole Miss	2003
T8	3	DeAngelo Williams vs Tennessee Tech	2003
T8	3	Gerard Arnold vs Tulane	1999
T8	3	Gerard Arnold vs Arkansas State	1997
T8	3	Russell Copeland vs Tennessee	1992
T8	3	John Martin vs Tulane	1992
T8	3	Larry Porter vs Arkansas State	1990
T8	3	Billy Moody vs Louisville	1987
T8	3	Jeff Womack vs Southwestern Louisiana	1985
T8	3	Paul Gowen vs Cincinnati	1971
T8	3	Stan Davis vs Ole Miss	1971
T8	3	Jay McCoy vs Wichita State	1970
T8	3	Danny Pierce vs Southern Miss	1968
T8	3	Bob Sherlag vs Mississippi State	1965
T8	3	Dave Casinelli vs The Citadel	1962
T8	3	Dave Casinelli vs UT-Arlington	1962
T8	3	Dave Casinelli vs The Citadel	1961
T8	3	James Earl Wright vs The Citadel	1961
T8	3	Don Coffee vs Tulsa	1961
T8	3	Nick Bouni vs Southern Miss	1959
T8	3	Bill Robertson vs Arkansas State	1950
T8	3	Frank Berry vs Tampa	1949

TDs RESPONSIBLE FOR (MIN. 4; PASS/RUSH)

RK	TDs	PLAYER VS OPPONENT	YEAR
T1	7	Brady White vs. UCF (6 pass, 1 rush)	2020
T1	7	Riley Ferguson at UConn (7 pass)	2017
T1	7	Riley Ferguson vs Bowling Green (6 pass, 1 rush)	2016
T1	7	Paxton Lynch vs SMU (7 pass)	2015
T1	7	Paxton Lynch vs BYU (4 pass, 3 rush)	2014
T6	6	Brady White at Houston (5 pass, 1 rush)	2019
T6	6	Riley Ferguson vs UCLA (6 pass)	2017
T8	5	Brady White vs Tulane (5 pass)	2019
T8	5	Brady White vs Mercer (5 pass)	2018
T8	5	Brady White vs Georgia State (5 pass)	2018
T8	5	Riley Ferguson vs SMU (3 rush, 2 pass)	2017
T8	5	Riley Ferguson vs Tulane (3 pass, 2 rush)	2017
T8	5	Paxton Lynch at Tulsa	2015
T8	5	Danny Wimprine vs Louisville	2004
T8	5	Danny Wimprine vs Murray State	2002
T8	5	Danny Wimprine vs Army	2001
T8	5	James Earl Wright vs Tulsa	1961
T18	4	Brady White vs. Arkansas State (4 pass)	2020
T18	4	Brady White vs. Temple (4 pass)	2020
T18	4	Brady White vs. USF (4 pass)	2020
T18	4	Darrell Henderson at UCF (3 rush, 1 pass)	2017
T18	4	Riley Ferguson at Tulsa (4 pass)	2017
T18	4	Patrick Taylor Jr. at Houston (4 rush)	2017
T18	4	Anthony Miller at UConn (4 rec)	2017
T18	4	Riley Ferguson vs Western Kentucky	2016

SCORING RECORDS

TDS RESPONSIBLE FOR (MIN. 4; PASS/RUSH)

RK	TDS	PLAYER VS OPPONENT	YEAR
T18	4	Riley Ferguson vs Houston	2016
T18	4	Riley Ferguson vs USF (3 pass, 1 rush)	2016
T18	4	Riley Ferguson at SMU	2016
T18	4	Paxton Lynch vs UConn	2014
T18	4	Paxton Lynch vs USF	2014
T18	4	Paxton Lynch at Cincinnati	2014
T18	4	Paxton Lynch vs Austin Peay	2014
T18	4	Curtis Steele vs Tulsa	2009
T18	4	Tyler Bass vs UT Martin	2009
T18	4	Arkelon Hall vs UAB	2008
T18	4	Martin Hankins vs ECU	2007
T18	4	Martin Hankins vs Southern Miss	2007
T18	4	Martin Hankins vs SMU	2007
T18	4	Danny Wimprine vs Bowling Green St.	2004
T18	4	DeAngelo Williams vs ECU	2004
T18	4	DeAngelo Williams vs Houston	2004
T18	4	Danny Wimprine vs ECU	2003
T18	4	Travis Anglin vs Chattanooga	2001
T18	4	Dante Brown vs Houston	2001
T18	4	Bernard Oden vs UAB	1997
T18	4	Steve Matthews vs Tulane	1992
T18	4	Tim Jones vs Tulane	1989
T18	4	Lloyd Patterson vs Auburn	1976
T18	4	Danny Pierce vs Louisville	1969
T18	4	Billy Fletcher vs Mississippi State	1965
T18	4	James Earl Wright vs Hardin Simmons	1961
T18	4	James Earl Wright vs Abilene Christian	1960
T18	4	James Earl Wright vs Tennessee Tech	1960

MOST PAT MADE KICKING (MIN. 7)

RK	PAT	PLAYER VS OPPONENT	YEAR
1	11	Jake Elliott vs Bowling Green	2016
2	10	Riley Patterson vs ECU	2017
T3	9	Riley Patterson vs Mercer	2018
T3	9	Riley Patterson vs SMU	2017
T3	9	Jake Elliott vs SMU	2015
T3	9	Jake Elliott at Tulsa	2015
T3	9	Jake Elliott vs Missouri State	2015
T3	9	Jake Elliott vs Austin Peay	2014
T3	9	Pete Weeks vs Louisville	1969
T10	8	Riley Patterson vs Georgia State	2018
T10	8	Riley Patterson at ECU	2018
T10	8	Riley Patterson vs Tulane	2017
T10	8	Joe Allison vs Tulane	1992
T10	8	Jack Carter vs Hardin-Simmons	1961
T15	7	15x, last Riley Patterson at USF	2019

MOST CONSECUTIVE PAT MADE (MIN. 100)

RK	PAT	PLAYER	YEARS
1	202	Jake Elliott (202/202)	2013-16
2	101	Ryan White (101/101)	1998-2001

MOST POINTS KICKING (MIN. 13)

RK	PTS	PLAYER VS OPPONENT	YEAR
1	21	Riley Patterson vs Penn State	2019
T2	18	Riley Patterson vs SMU	2019
T2	18	Ryan White vs UAB	1999
4	17	Stephen Gostkowski vs Arkansas State	2004
T5	16	Jake Elliott vs Tulsa	2014
T5	16	Ryan White vs Cincinnati	1998
T7	15	Jake Elliott at SMU	2016
T7	15	Jake Elliott at Houston	2013
T9	14	Jake Elliott at Bowling Green	2015
T9	14	Stephen Gostkowski vs Marshall	2005
T9	14	Stephen Gostkowski vs Ole Miss	2003
T9	14	Joe Allison vs Tulane	1992
T13	13	Riley Patterson vs Southern	2019
T13	13	Riley Patterson vs UCF	2017

MOST POINTS KICKING (MIN. 13)

RK	PTS	PLAYER VS OPPONENT	YEAR
T13	13	Jake Elliott vs Kansas	2016
T13	13	Jake Elliott vs Tulane	2015
T13	13	Jake Elliott at Kansas	2015
T13	13	Jake Elliott vs BYU	2014
T13	13	Matt Reagan vs UAB	2007
T13	13	Matt Reagan vs SMU	2007
T13	13	Stephen Gostkowski vs Louisville	2004
T13	13	Ryan White vs Arkansas State	2000
T13	13	Don Glosson vs Ole Miss	1983
T13	13	Rusty Bennett vs North Texas State	1977

MOST FIELD GOALS MADE (MIN. 4)

RK	FGS	PLAYER VS OPPONENT	YEAR
1	6	Riley Patterson vs Penn State	2019
T2	5	Jake Elliott at Houston	2013
T2	5	Ryan White vs UAB	1999
T4	4	Riley Patterson vs SMU	2019
T4	4	Jake Elliott at Temple	2015
T4	4	Jake Elliott vs Tulsa	2014
T4	4	Matt Reagan vs UAB	2007
T4	4	Stephen Gostkowski vs Marshall	2005
T4	4	Stephen Gostkowski vs Arkansas State	2004
T4	4	Ryan White vs Arkansas State	2000
T4	4	Ryan White vs Cincinnati	1998
T4	4	Joe Allison vs Mississippi	1992
T4	4	Rusty Bennett vs North Texas	1977

MOST FIELD GOALS ATTEMPTED (MIN. 4)

RK	ATT	PLAYER VS OPPONENT	YEAR
T1	6	Riley Patterson vs Penn State	2019
T1	6	Ryan White vs UAB	1999
T3	5	Jake Elliott at Temple	2015
T3	5	Jake Elliott vs Tulsa	2014
T3	5	Jake Elliott at Houston	2013
T6	4	Riley Patterson vs. Temple	2020
T6	4	Riley Patterson vs SMU	2019
T6	4	Riley Patterson at UCF	2017
T6	4	Riley Patterson vs Navy	2017
T6	4	Jake Elliott vs Kansas	2016
T6	4	Jake Elliott vs Tulane	2015
T6	4	Jake Elliott at Cincinnati	2014
T6	4	Matt Reagan vs Southern Miss	2009
T6	4	Matt Reagan vs UAB, Rice	2007
T6	4	Matt Reagan vs UAB, Houston	2006
T6	4	Trey Adams vs Chattanooga	2006
T6	4	Stephen Gostkowski vs Marshall	2005
T6	4	Stephen Gostkowski vs Arkansas State	2004
T6	4	Stephen Gostkowski vs Tennessee Tech	2003
T6	4	Ryan White vs Arkansas State	2000
T6	4	Ryan White vs Cincinnati	1998
T6	4	Joe Allison vs Mississippi	1992
T6	4	Rusty Bennett vs North Texas	1977

SCORING RECORDS

INDIVIDUAL SEASON

MOST POINTS SCORED

RK	PTS	PLAYER	YEAR
1	150	Darrell Henderson	2018
2	138	DeAngelo Williams	2004
3	134	Riley Patterson	2019
4	132	Jake Elliott	2015
T5	121	Riley Patterson	2018
T5	121	Jake Elliott	2016
7	120	Jake Elliott	2014
8	114	DeAngelo Williams	2005
T9	108	Patrick Taylor Jr.	2018
T9	108	Anthony Miller	2017
T9	108	Stephen Gostkowski	2004
T12	101	Stephen Gostkowski	2005
T12	101	Stephen Gostkowski	2003
T12	101	Joe Allison	1992
T15	96	Kenneth Gainwell	2019
T15	96	Riley Patterson	2017
T15	96	Curtis Steele	2009
18	90	Anthony Miller	2016
T19	84	Patrick Taylor Jr.	2017
T19	84	Dave Casinelli	1963
21	81	Riley Patterson	2020
22	80	Matt Reagan	2007
T23	78	Antonio Gibson	2019
T23	78	Paxton Lynch	2014
T23	78	Alex Williams	1949
T23	78	DeAngelo Williams	2003

MOST TOUCHDOWNS SCORED (REC/RUSH)

RK	TDS	PLAYER	YEAR
1	25	Darrell Henderson	2018
2	23	DeAngelo Williams	2004
3	19	DeAngelo Williams	2005
T4	18	Patrick Taylor Jr.	2018
T4	18	Anthony Miller	2017
T6	16	Kenneth Gainwell	2019
T6	16	Curtis Steele	2009
T8	14	Patrick Taylor Jr.	2017
T8	14	Anthony Miller	2016
T8	14	Dave Casinelli	1963
T11	13	Antonio Gibson	2019
T11	13	Paxton Lynch	2014
T11	13	DeAngelo Williams	2003
T11	13	Alex Williams	1949
T15	12	Dante Brown	2001
T15	12	Bill Robertson	1950

MOST TOUCHDOWNS RESPONSIBLE (PASS/RUSH)

RK	TDS	PLAYER	YEAR
1	44	Riley Ferguson	2017
2	37	Brady White	2019
3	36	Riley Ferguson	2016
4	35	Paxton Lynch	2014
5	33	Brady White	2020
6	30	Paxton Lynch	2015
7	27	Brady White	2018
T8	26	Danny Wimprine	2003
T8	26	Danny Wimprine	2002
10	25	Martin Hankins	2007
11	23	Darrell Henderson	2018
T12	22	DeAngelo Williams	2004
T12	22	Danny Wimprine	2004
14	21	Lloyd Patterson	1976
15	20	Bernard Oden	1997
16	19	Billy Fletcher	1965

MOST POINTS KICKING

RK	PTS	PLAYER	YEAR
1	134	Riley Patterson	2019
2	132	Jake Elliott	2015
T3	121	Riley Patterson	2018
T3	121	Jake Elliott	2016
5	120	Jake Elliott	2014
6	108	Stephen Gostkowski	2004
T7	101	Stephen Gostkowski	2005
T7	101	Stephen Gostkowski	2003
T7	101	Joe Allison	1992
10	96	Riley Patterson	2017

MOST PAT MADE

RK	PAT	PLAYER	YEAR
1	76	Riley Patterson	2018
2	65	Riley Patterson	2019
T3	63	Riley Patterson	2017
T3	63	Jake Elliott	2015
5	58	Jake Elliott	2016
6	57	Jake Elliott	2014
7	48	Stephen Gostkowski	2004
8	44	Stephen Gostkowski	2003
9	42	John Cobb	1949
10	38	Jack Carter	1961

MOST PAT ATTEMPTED

RK	ATT	PLAYER	YEAR
1	79	Riley Patterson	2018
2	66	Riley Patterson	2019
3	64	Riley Patterson	2017
4	63	Jake Elliott	2015
5	58	Jake Elliott	2016
6	57	Jake Elliott	2014
7	49	Stephen Gostkowski	2004
8	44	Stephen Gostkowski	2003
9	43	Jack Carter	1961
10	42	Pete Weeks	1969

MOST FIELD GOALS MADE

RK	FGS	PLAYER	YEAR
T1	23	Riley Patterson	2019
T1	23	Jake Elliott	2015
T1	23	Joe Allison	1992
4	22	Stephen Gostkowski	2005
T5	21	Jake Elliott	2016
T5	21	Jake Elliott	2014
7	20	Stephen Gostkowski	2004
8	19	Stephen Gostkowski	2003
T9	16	Jake Elliott	2013
T9	16	Ryan White	1998
T9	16	John Butler	1989

MOST FIELD GOALS ATTEMPTED

RK	ATT	PLAYER	YEAR
1	32	Jake Elliott	2014
2	29	Stephen Gostkowski	2003
3	28	Jake Elliott	2015
4	26	Jake Elliott	2016
T5	25	Riley Patterson	2019
T5	25	Stephen Gostkowski	2005
T5	25	Joe Allison	1992
8	24	Stephen Gostkowski	2004
T9	22	Riley Patterson	2020
T9	22	Matt Reagan	2007

MOST CONSECUTIVE FIELD GOALS MADE (16)

RK	FGS	PLAYER	YEAR
T1	16	Riley Patterson	2019
T1	16	Ryan White	1998-99

CAREER

MOST POINTS SCORED

RK	PTS	PLAYER	YEARS
1	445	Jake Elliott (202 PAT/81 FG)	2013-16
2	432	Riley Patterson (240 PAT/64 FG)	2017-20
3	369	Stephen Gostkowski (159 PAT/70 FG)	2002-05
4	362	DeAngelo Williams (60 TD/1 EP)	2002-05
5	270	Darrell Henderson (45 TD)	2016-18
6	262	Joe Allison (109 PAT/51 FG)	1990-93
7	260	Matt Reagan (122 PAT/46 FG)	2006-09
8	248	Ryan White (101 PAT/49 FG)	1998-01
9	240	Anthony Miller (40 TD)	2015-17
10	216	Dave Casinelli (36 TD)	1960-63

MOST TOUCHDOWNS SCORED

RK	TDs	PLAYER	YEARS
1	60	DeAngelo Williams	2002-05
2	45	Darrell Henderson	2016-18
3	40	Anthony Miller	2015-17
4	39	Patrick Taylor Jr.	2016-19
5	36	Dave Casinelli	1960-63
6	28	Doroland Dorceus	2013-17
7	27	Jay McCoy	1968-70
8	25	Tony Pollard	2016-18
9	23	Curtis Steele	2008-09
10	22	Carlos Singleton	2006-09

MOST TOUCHDOWNS RESPONSIBLE FOR

RK	TDS	PLAYER	YEARS
1	98	Brady White	2018-20
2	92	Danny Wimprine	2001-04
3	80	Riley Ferguson	2016-17
4	76	Paxton Lynch	2013-15
5	55	DeAngelo Williams	2002-05
6	46	Darrell Henderson	2016-18
7	45	Lloyd Patterson	1975-78
8	43	Martin Hankins	2006-07
T9	40	Anthony Miller	2015-17
T9	40	James Earl Wright	1957-61

MOST POINTS KICKING

RK	PTS	PLAYER	YEARS
1	445	Jake Elliott (202 PAT/81 FG)	2013-16
2	432	Riley Patterson (240 PAT/64 FG)	2017-20
3	369	Stephen Gostkowski (159 PAT/70 FG)	2002-05
4	262	Joe Allison (109 PAT/51 FG)	1990-93
5	260	Matt Reagan (122 PAT/46 FG)	2006-09
6	248	Ryan White (101 PAT/49 FG)	1998-2001
7	214	John Butler (70 PAT/48 FG)	1986-89
8	168	Don Glosson (66 PAT/34 FG)	1983-85

MOST PAT MADE

RK	PAT	PLAYER	YEARS
1	240	Riley Patterson	2017-20
2	202	Jake Elliott	2013-16
3	159	Stephen Gostkowski	2002-05
4	122	Matt Reagan	2006-09
5	109	Joe Allison	1990-93
6	101	Ryan White	1998-2001
7	78	Pete Weeks	1967-69
8	77	Jack Carter	1959-61

MOST PAT ATTEMPTED

RK	ATT	PLAYER	YEARS
1	246	Riley Patterson	2017-20
2	202	Jake Elliott	2013-16
3	165	Stephen Gostkowski	2002-05

SCORING RECORDS

MOST PAT ATTEMPTED

RK	ATT	PLAYER	YEARS
4	129	Matt Reagan	2006-09
5	111	Joe Allison	1990-93
6	101	Ryan White	1998-2001
7	92	Jack Carter	1959-61
8	91	Pete Weeks	1977-69

HIGHEST PAT PERCENTAGE (MIN. 50 ATT.)

RK	PCT	PLAYER	YEARS
T1	1.000	Jake Elliott (202/202)	2013-16
T1	1.000	Ryan White (101/101)	1998-2001
3	98.2	Joe Allison (109/111)	1990-93
4	97.6	Riley Patterson (240/246)	2017-20
5	96.4	S. Gostkowski (159/165)	2002-05
6	96.2	Hal McGeorge (51/53)	1972-73
7	95.7	Don Glosson (66/69)	1983-85
8	95.6	Rusty Bennett (65/68)	1977-80

MOST FIELD GOALS MADE

RK	FGS	PLAYER	YEARS
1	81	Jake Elliott	2013-16
2	70	Stephen Gostkowski	2002-05
3	64	Riley Patterson	2017-20
4	51	Joe Allison	1990-93
5	49	Ryan White	1998-2001
6	48	John Butler	1986-89
7	46	Matt Reagan	2006-09
8	34	Don Glosson	1983-85
9	30	Rusty Bennett	1977-80

MOST FIELD GOALS ATTEMPTED

RK	ATT	PLAYER	YEARS
1	104	Jake Elliott	2013-16
2	92	Stephen Gostkowski	2002-05
3	83	Riley Patterson	2017-20
4	71	Joe Allison	1990-93
5	67	Ryan White	1998-2001
6	66	Matt Reagan	2006-09
7	63	John Butler	1986-89
8	51	Don Glosson	1983-85
9	50	Rusty Bennett	1977-80

HIGHEST FIELD GOAL PCT. (MIN. 50 ATT.)

RK	PCT	PLAYER	YEARS
1	.778	Jake Elliott (81/104)	2013-16
2	.771	Riley Patterson (64/83)	2017-20
T3	.761	John Butler (48/63)	1986-89
T3	.761	Stephen Gostkowski (70/92)	2002-05
5	.731	Ryan White (49/67)	1998-2001
6	.718	Joe Allison (51/71)	1990-93
7	.697	Matt Reagan (46/66)	2006-09
8	.666	Don Glosson (34/51)	1983-85
9	.600	Rusty Bennett (30/50)	1977-80

TEAM SINGLE GAME

MOST POINTS SCORED

RK	PTS	OPPONENT	YEAR
1	77	vs Bowling Green	2016
T2	70	vs ECU	2017
T2	70	at UConn	2017
T2	70	vs Tampa	1949
5	69	vs Louisville	1969
T6	66	vs Mercer	2018
T6	66	vs SMU	2017
T6	66	at Tulsa	2015
9	64	vs Union University	1950

MOST POINTS SCORED

RK	PTS	OPPONENT	YEAR
T10	63	vs Missouri State	2015
T10	63	vs SMU	2015
T10	63	vs Austin Peay	2014
13	62	vs Tulane	1992

MOST TOUCHDOWNS SCORED

RK	TDS	OPPONENT	YEAR
T1	11	vs Bowling Green	2016
T1	11	vs Tampa	1949
T3	10	vs ECU	2017
T3	10	at UConn	2017
T3	10	vs Louisville	1969
T3	10	vs Union	1950
T7	9	8 times, last vs Mercer	2018

MOST RUSHING TOUCHDOWNS

RK	TDS	OPPONENT	YEAR
T1	7	vs SMU	2017
T1	7	vs Austin Peay	2014
T1	7	vs North Texas State	1971
T1	7	vs The Citadel	1962
T5	6	vs UConn	2018
T5	6	vs Houston	2018
T5	6	vs Tulane	2008
T5	6	vs Wichita State	1972
T5	6	vs Tulsa	1972
T5	6	vs Tulsa	1969
T5	6	vs Cincinnati	1969

MOST PASSING TOUCHDOWNS

RK	TDS	OPPONENT	YEAR
1	8	at UConn	2017
2	7	vs SMU	2015
T3	6	vs UCF	2020
T3	6	vs UCLA	2017
T3	6	vs Bowling Green	2016
T6	5	vs Tulane	2019
T6	5	at Houston	2019
T6	5	vs Mercer	2018
T6	5	vs Georgia State	2018
T6	5	vs SMU	2007
T6	5	vs Murray State	2002
T6	5	vs Louisville	1969
T6	5	at Tulsa	2015

MOST EXTRA POINTS

RK	EP	OPPONENT	YEAR
1	11	vs Bowling Green	2016
T2	10	vs ECU	2017
T2	10	at UConn	2017
T4	9	vs Mercer	2018
T4	9	vs SMU	2017
T4	9	vs Missouri State	2015
T4	9	at Tulsa	2015
T4	9	vs SMU	2015
T4	9	vs Austin Peay	2014
T4	9	vs Louisville	1969
T11	8	5 times, last vs Georgia State	2018

MOST FIELD GOALS MADE

RK	FGS	OPPONENT	YEAR
1	6	vs Penn State	2019
T2	5	at Houston	2013
T2	5	vs UAB	1999
T4	4	vs SMU	2019
T4	4	at Temple	2015
T4	4	vs Tulsa	2014

MOST FIELD GOALS MADE

RK	FGS	OPPONENT	YEAR
T4	4	vs UAB	2007
T4	4	vs Marshall	2005
T4	4	vs Arkansas State	2004
T4	4	vs Cincinnati	1998
T4	4	vs Ole Miss	1992
T4	4	vs North Texas State	1976

MOST FIELD GOALS ATTEMPTED

RK	ATT	OPPONENT	YEAR
T1	6	vs Penn State	2019
T1	6	vs UAB	1999
T1	6	vs North Texas State	1976
T3	5	at Temple	2015
T3	5	vs Tulsa	2014
T3	5	at Houston	2013
T6	4	17 times, last vs Temple	2020

MOST CONSECUTIVE FIELD GOALS MADE

RK	FGS	YEARS
T1	16	2019
T1	16	1998-99
T1	16	1983-84

MOST 2-POINT CONVERSIONS MADE

RK	NO.	OPPONENT	YEAR
T1	2	UCF	2020
T1	2	Louisville	1998

TEAM SINGLE SEASON

MOST POINTS SCORED

RK	PTS	YEAR
1	601	2018
2	592	2017
3	566	2019
4	522	2015
5	505	2016
6	471	2014
7	430	2004
8	393	2003

FEWEST POINTS SCORED

RK	PTS	YEAR
1	7	1920
2	82	1981 (modern day record since 1947)

MOST TOUCHDOWNS SCORED

RK	TDS	YEAR
1	80	2018
2	79	2017
3	71	2019
4	64	2015
5	63	2016
6	58	2014
7	57	1949
8	56	1950
9	53	2004

FEWEST TOUCHDOWNS SCORED

RK	TDS	YEAR
1	1	1920
2	9	1981 (modern day record since 1947)

SCORING RECORDS

MOST RUSHING TOUCHDOWNS

RK	TDS	YEAR
1	48	2018
T2	33	2017, 1961
4	32	2019
5	31	2014
T6	29	2015, 1969
8	28	2005
T9	27	1968, 1960

MOST PASSING TOUCHDOWNS

RK	TDS	YEAR
1	39	2017
2	34	2016
T3	33	2019, 2007
5	31	2020
6	30	2015
7	28	2018
8	25	2004
9	24	2002
T10	23	2014, 2003

MOST EXTRA POINTS

RK	EP	YEAR
1	76	2018
2	65	2019
T3	63	2017, 2015
5	58	2016
6	57	2014
7	48	2004
8	44	2003
9	41	2008

MOST FIELD GOALS MADE

RK	FGs	YEAR
T1	23	2019, 2015, 1992
4	22	2005
T5	21	2016, 2014
7	20	2004
8	19	2003
9	17	2007
10	16	2013

FEWEST FIELD GOALS MADE

RK	FGs	YEAR
1	0	1958

MOST FIELD GOALS ATTEMPTED

RK	ATT	YEAR
1	28	2014
2	28	2003
3	26	2016
T4	25	2019, 2007, 2005, 1992
8	24	2004
9	22	2020
10	21	1994

FEWEST FIELD GOALS ATTEMPTED

RK	ATT	YEAR
T1	8	1978, 1968

MOST 2-POINT CONVERSIONS MADE

RK	MADE/ATT	YEAR
1	5/7	2007
T2	4/5	2020
T2	4/7	1976
3	3/4	1988
4	3/7	1979
5	3/6	1978
T6	3/5	2016, 1977

YEAR-BY-YEAR SCORING LEADERS

YEAR	PLAYER	TD	EP-EPA	FG-FGA	TP
1940	Sam Hinsman - fb	5	1	-	31
1948	Jake Scott - rb	5	-	-	30
1949	Alex Williams - fb	13	-	-	78
1950	Bill Robertson - wr	12	-	-	72
1951	Ralph Messer - rb	4	-	-	24
	Red Hoggatt - qb	4	-	-	24
1952	Ralph Messer - rb	4	-	-	24
1953	Ollie Keller - qb	3	10	-	28
1954	Andy Nelson - rb	6	-	-	36
1955	Andy Nelson - rb	6	-	-	42
1956	Bubba Leonard - qb	2	20-22	-	32
1957	Bob Schmidt - rb	5	5-7	-	35
1958	Paul Parrish - qb	4	2	1-1	26
1959	Nick Buoni - qb	7	1-4	-	44
1960	Jack Carler - qb	3	29-36	2-3	53
1961	Jack Carter - qb	4	38-43	1-2	65
1962	Russ Vollmer - qb	8	23	-	72
1963	Dave Casinelli - fb	14	-	-	84
1964	Billy Fletcher - qb	2	16	7	49
1965	Billy Fletcher - qb	6	24	3	69
1966	Tom Wallace - rb	6	-	-	36
1967	Nick Pappas - wr	5	-	-	30
1968	Jay McCoy - rb	10	-	-	60
1969	Pete Weeks - pk	-	37	5	52
1970	Jay McCoy - rb	9	6-1	-	63
1971	Paul Gowen - rb	7	-	-	42
1972	Dan Darby - rb	7	-	-	42
1973	Hal McGeorge - pk	-	32-32	9	59
1974	Bobby Williams - pk	-	20-24	9	47
1975	Terdell Middleton - rb	8	1-1	-	50
1976	Lloyd Patterson - qb	7	-	-	42
1977	Rusty Bennett - pk	-	21-22	13-20	60
1978	Earnest Gray - wr	9	1-1	-	56
1979	Richard Locke - fb	5	-	-	30
1980	Rusty Bennett - pk	-	11-11	8-13	35
1981	Greg Hauss - pk	-	8-8	5-8	23
1982	Trell Hooper - qb	5	-	-	30
1983	Don Glosson - pk	-	29-29	14-20	71
1984	Don Glosson - pk	-	18-19	15-16	63
1985	Don Glosson - pk	-	18-19	5-13	33
1986	John Butler - pk	-	7-8	7-9	28
1987	John Butler - pk	-	25-26	11-15	58
1988	John Butler - pk	-	20-22	14-19	62
1989	John Butler - pk	-	18-18	16-20	66
1990	Larry Porter - rb	9	-	-	54
1991	Joe Allison - pk	-	25-25	6-13	43
1992	Joe Allison - pk	-	32-32	23-25	101
1993	Joe Allison - pk	-	30-30	12-18	66
1994	Luis Tejada - pk	-	9-10	13-17	48
1995	Drew Pairamore - pk	-	10-10	4-11	22
1996	Ted Lane - pk	0	12-13	12-18	48
1997	Bernard Oden - qb	8	1-1	0-0	50
1998	Ryan White - pk	-	22-22	16-16	70
1999	Ryan White - pk	-	25-25	13-19	64
2000	Ryan White - pk	-	18-18	12-18	54
2001	Dante Brown - rb	12	-	-	72
2002	Stephen Gostkowski - pk	-	32-37	9-14	59
2003	Stephen Gostkowski - pk	-	44-44	19-28	101
2004	DeAngelo Williams - rb	23	-	-	138
2005	DeAngelo Williams - rb	19	-	-	114
2006	Matt Reagan - pk	-	25-26	12-17	61
2007	Matt Reagan - pk	-	35-38	15-22	80
2008	Matt Reagan - pk	-	31-32	8-11	55
2009	Curtis Steeie - rb	16	-	-	96
2010	Paulo Henriques - pk	-	17-18	14-18	59
2011	Paulo Henriques - pk	-	21-25	8-15	45
2012	Jai Steib - rb	6	-	-	36
	Brandon Hayes - rb	6	-	-	36
	Paulo Henriques - pk	-	24-26	4-9	36
2013	Jake Elliott - pk	-	24-24	16-18	72
2014	Jake Elliott - pk	-	57-57	21-32	120
2015	Jake Elliott - pk	-	63-63	23-28	132
2016	Jake Elliott - pk	-	58-58	21-26	121
2017	Anthony Miller - wr	18	-	-	108
2018	Darrell Henderson - rb	25	-	-	150
2019	Riley Patterson - pk	-	65-66	23-25	134
2020	Riley Patterson - pk	-	36-37	15-22	81

CAREER SCORING LEADERS

RK	POS.	NAME	YEARS	TD	EPK/OTHER	FG	TP
1	pk	Jake Elliott	2013-16	—	202	81	445
2	pk	Riley Patterson	2017-20	—	240	64	432
3	pk	Stephen Gostkowski	2002-05	—	159	70	369
4	rb	DeAngelo Williams	2002-05	60	1	—	362
5	rb	Darrell Henderson	2016-18	45	—	—	270
6	pk	Joe Allison	1990-93	—	109	51	262
7	pk	Matt Reagan	2006-09	—	122	46	260
8	pk	Ryan White	1998-2001	—	101	49	248
9	wr	Anthony Miller	2015-17	40	—	—	240
10	rb	Patrick Taylor Jr.	2016-19	39	—	—	234
11	rb	Dave Casinelli	1960-63	36	—	—	216
12	pk	John Butler	1986-89	—	70	48	214
13	rb	Jay McCoy	1968-70	27	6	1	171
T14	rb	Doroland Dorceus	2013-17	28	—	—	168
T14	pk	Don Glosson	1983-85	—	66	34	168
16	pk	Rusty Bennett	1977-80	—	65	30	155
17	rb	Tony Pollard	2016-18	25	—	—	150
18	rb	Alex Williams	1949-50	24	—	—	144
T19	qb	Billy Fletcher	1963-65	10	43	10	142
T19	qb	Russ Vollmer	1961-63	17	38	—	142
21	pk	Paulo Henriques	2009-12	—	62	26	140
T22	wr	Carlos Singleton	2006-09	22	3	—	138
T22	rb	Curtis Steele	2008-09	23	—	—	138
T24	rb	Brandon Hayes	2012-14	21	—	—	126
T24	rb	Larry Porter	1990-93	21	—	—	126
T26	wr	Duke Calhoun	2006-09	20	1	—	122
T26	qb/wr	Maurice Avery	2002-05	20	1	—	122
28	wr	Damonte Coxie	2017-20	20	1	—	121
T29	wr	Tavares Gideon	2002, 04	10	1	—	116
T29	rb	Dante Brown	2001-02	19	1	—	116
T29	rb	Paul Gowen	1969-71	19	1	—	116
T29	rb	Terdell Middleton	1974-76	19	1	—	116
T33	qb	Lloyd Patterson	1975-78	19	—	—	114
T33	pk	Pete Weeks	1968-69	—	78	12	114
T35	wr	Sam Craft	2013-16, 18	18	1	—	110
T35	wr	Earnest Williams	2005-08	18	1	—	110
T35	rb	Gerard Arnold	1997-99	18	1	—	110
38	qb	Paxton Lynch	2013-15	17	2	—	104
T39	rb	Kenneth Gainwell	2018-19	17	—	—	102
T39	rb	Jeff Womack	1982-86	17	—	—	102



JAKE ELLIOTT
445 POINTS
2013-16



STEPHEN GOSTKOWSKI
369 POINTS
2002-05



DEANGELO WILLIAMS
362 POINTS
2002-05

RUSHING RECORDS

INDIVIDUAL SINGLE GAME

MOST RUSHING ATTEMPTS

RK	ATT	PLAYER VS OPPONENT	YEAR
1	42	Marcus Holliday vs Tulane	1994
T2	39	Curtis Steele vs UTEP	2009
T2	39	DeAngelo Williams vs ECU	2005
4	38	Sam Craft at Cincinnati	2014
T5	37	DeAngelo Williams vs Ole Miss	2004
T5	37	Larry Porter vs Ole Miss	1993
T7	37	James King vs Wichita State	1977
8	36	DeAngelo Williams vs Southern Miss	2005
T9	35	DeAngelo Williams vs UTEP	2005
T9	35	Frank Fletcher vs Cincinnati	1994
T11	33	DeAngelo Williams vs Houston	2005
T11	33	DeAngelo Williams vs Houston	2004
T11	33	Marcus Holliday vs Arkansas	1994
T11	33	Dave Casinelli vs South Carolina	1963

MOST YARDS RUSHING

RK	YDS	PLAYER VS OPPONENT	YEAR
1	263	DeAngelo Williams vs USF	2004
2	262	DeAngelo Williams vs Houston	2004
3	260	Paul Gowen vs Tulsa	1969
4	240	Curtis Steele vs UTEP	2009
5	238	DeAngelo Williams vs Akron	2005
6	236	DeAngelo Williams vs UTEP	2005
7	233	Darrell Henderson vs Georgia State	2018
8	232	Curtis Steele vs Tulsa	2009
9	226	DeAngelo Williams vs ECU	2005
10	225	DeAngelo Williams vs ECU	2004
11	223	DeAngelo Williams vs Tulsa	2005
12	212	Darrell Henderson at Navy	2018
T13	210	Darrell Henderson at UCF	2018
T13	210	Dave Casinelli vs Houston	1963
15	209	Kenneth Gainwell at UL Monroe	2019
16	206	Larry Porter vs Arkansas State	1990
17	205	DeAngelo Williams vs Chattanooga	2005
18	203	Curtis Steele vs Arkansas State	2008
19	200	DeAngelo Williams vs Louisville	2004
T20	199	Darrell Henderson vs UCF	2018
T20	199	DeAngelo Williams vs USM	2004

HIGHEST AVERAGE PER CARRY (MIN. 12)

RK	AVG	PLAYER VS OPPONENT	YEAR
1	16.6	Darrell Henderson vs Georgia State	2018
2	16.3	Darrell Henderson at Navy	2018
3	15.8	Richard Williams vs Georgia Tech	1980
4	15.3	Paul Gowen vs Tulsa	1969
5	14.9	Kenneth Gainwell at UL Monroe	2019
6	14.7	Darrell Henderson vs SMU	2017
7	14.1	Darrell Henderson vs ULM	2017
8	13.1	Darrell Henderson at UCF	2018
9	12.2	Curtis Steele vs Tulsa	2009
10	11.0	DeAngelo Williams vs Army	2002

LONGEST RUN FROM SCRIMMAGE

RK	YDS	PLAYER VS OPPONENT	YEAR
1	95	Keith White vs Arkansas State	1948
T2	92	Herb Covington vs Cincinnati	1966
T2	92	Sonny Parsons vs The Citadel	1961
T4	89	Keith Benton vs Louisville	1990
T4	89	Jack Scott vs Union	1948

MOST RUSHING TOUCHDOWNS

RK	TDS	PLAYER VS OPPONENT	YEAR
T1	4	Patrick Taylor Jr at Houston	2017
T1	4	Curtis Steele vs Tulsa	2009
T1	4	DeAngelo Williams vs Chattanooga	2004

MOST RUSHING TOUCHDOWNS

RK	TDS	PLAYER VS OPPONENT	YEAR
T1	4	DeAngelo Williams vs Houston	2004
T1	4	DeAngelo Williams vs ECU	2004
T1	4	Dante Brown vs Houston	2001
T7	3	35 times (last Patrick Taylor Jr. at USF)	2019

INDIVIDUAL SINGLE SEASON

MOST RUSHING ATTEMPTS

RK	ATT	PLAYER	YEAR
1	313	DeAngelo Williams	2004
2	310	DeAngelo Williams	2005
3	243	DeAngelo Williams	2003
4	231	Kenneth Gainwell	2019
5	224	Joseph Doss	2006
6	219	Dave Casinelli	1963
7	218	Curtis Steele	2008
8	214	Darrell Henderson	2018
T9	208	Patrick Taylor Jr.	2018
T8	208	Gerard Arnold	1998

MOST YARDS RUSHING

RK	YDS	PLAYER	YEAR
1	1,964	DeAngelo Williams	2005
2	1,948	DeAngelo Williams	2004
3	1,909	Darrell Henderson	2018
4	1,459	Kenneth Gainwell	2019
5	1,430	DeAngelo Williams	2003
6	1,239	Curtis Steele	2009
7	1,223	Curtis Steele	2008
8	1,154	Darrell Henderson	2017
9	1,122	Patrick Taylor Jr.	2018
10	1,059	Gerard Arnold	1998
11	1,016	Dave Casinelli	1962
12	919	Terrell Middleton	1976

RUSHING AVERAGE (MIN. 30 CARRIES)

RK	AVG	PLAYER	YEAR
T1	8.9	Darrell Henderson	2018
T1	8.9	Darrell Henderson	2017
3	7.7	Tony Pollard	2017
4	7.6	Paul Wilson	1971
5	7.3	Jack Carter	1960
6	7.2	Nick Pappas	1967
7	7.1	Tony Pollard	2018
8	6.6	DeAngelo Williams	2002
9	6.5	Sonny Parsons	1961

MOST RUSHING TOUCHDOWNS

RK	TDS	PLAYER	YEAR
T1	22	Darrell Henderson	2018
T1	22	DeAngelo Williams	2004
3	18	DeAngelo Williams	2005
4	16	Patrick Taylor Jr.	2018
5	15	Curtis Steele	2009
6	14	Dave Casinelli	1963
T7	13	Kenneth Gainwell	2019
T7	13	Paxton Lynch	2014
T7	13	DeAngelo Williams	2003
10	12	Alex Williams	1949

MOST 100-YARD GAMES

RK	NO.	PLAYER	YEAR
T1	10	DeAngelo Williams	2005
T1	10	DeAngelo Williams	2004
T1	10	DeAngelo Williams	2003
4	9	Darrell Henderson	2018

MOST 100-YARD GAMES

RK	NO.	PLAYER	YEAR
T5	7	Kenneth Gainwell	2019
T5	7	Darrell Henderson	2017
T7	6	Patrick Taylor Jr.	2018
T7	6	Curtis Steele	2009
T7	6	Curtis Steele	2008
T7	6	Gerard Arnold	1998

MOST CONSECUTIVE 100-YARD GAMES

RK	NO.	PLAYER	YEAR
1	13	DeAngelo Williams	2003-04
2	10	DeAngelo Williams	2005
3	6	Kenneth Gainwell	2019
4	5	Darrell Henderson	2017
T5	4	Patrick Taylor Jr.	2018
T5	4	Curtis Steele	2009
T5	4	Gerard Arnold	1998

CAREER

MOST RUSHING ATTEMPTS

RK	ATT	PLAYER	YEARS
1	969	DeAngelo Williams	2002-05
2	549	Dave Casinelli	1960-63
3	537	Joseph Doss	2004-07
4	536	Patrick Taylor Jr.	2016-19
5	515	Brandon Hayes	2012-14
6	499	Gerard Arnold	1997-99
7	498	Larry Porter	1990-93
8	479	Wayne Pryor	1986-89
9	431	Darrell Henderson	2016-18
10	417	Jeff Womack	1983-86

MOST YARDS RUSHING

RK	YDS	PLAYER	YEARS
1	6,026	DeAngelo Williams	2002-05
2	3,545	Darrell Henderson	2016-18
3	2,884	Patrick Taylor Jr.	2016-19
4	2,636	Dave Casinelli	1960-63
5	2,462	Curtis Steele	2008-09
6	2,385	Brandon Hayes	2012-14
7	2,378	Gerard Arnold	1997-99
8	2,339	Joseph Doss	2004-07
9	2,227	Paul Gowen	1969-71
10	2,194	Larry Porter	1990-93
11	2,082	Doroland Dorceus	2013-17

RUSHING AVERAGE

RK	AVG	PLAYER	YEARS
1	8.2	Darrell Henderson	2016-18
2	6.3	Kenneth Gainwell	2018-19
3	6.2	DeAngelo Williams	2002-05
4	5.9	Curtis Steele	2008-09
T5	5.4	Patrick Taylor Jr.	2016-19
T5	5.4	Paul Gowen	1969-71
7	5.2	Doroland Dorceus	2013-17
T8	4.8	Gerard Arnold	1997-99
T8	4.8	Terrell Middleton	1973-76
T8	4.8	Dornell Harris	1971-73
T8	4.8	Dave Casinelli	1960-63

MOST RUSHING TOUCHDOWNS

RK	TDS	PLAYER	YEARS
1	55	DeAngelo Williams	2002-05
T2	36	Darrell Henderson	2016-18
T2	36	Dave Casinelli	1960-63
T2	36	Patrick Taylor Jr.	2016-19

RUSHING RECORDS

MOST RUSHING TOUCHDOWNS

RK	TDS	PLAYER	YEARS
5	27	Jay McCoy	1968-70
6	24	Doroland Dorceus	2013-17
7	23	Alex Williams	1949-50
8	22	Curtis Steele	2008-09
T9	20	Larry Porter	1990-93
T9	20	Russ Vollmer	1960-63
T11	19	Lloyd Patterson	1975-78
T11	19	Terdell Middleton	1973-76
T11	19	Paul Gowen	1969-71

MOST 100-YARD GAMES

RK	NO.	PLAYER	YEARS
1	34*	DeAngelo Williams	2002-05
2	16	Darrell Henderson	2016-18
3	12	Curtis Steele	2008-09
T4	11	Gerard Arnold	1997-99
T4	11	Patrick Taylor Jr.	2016-19
T6	7	Kenneth Gainwell	2018-19
T6	7	Dave Casinelli	1960-63
T8	6	Brandon Hayes	2012-14
T8	6	Larry Porter	1990-93
T9	6	Paul Gowen	1969-71

* NCAA Record

TEAM SINGLE GAME

MOST RUSHING ATTEMPTS

RK	ATT	OPPONENT	YEAR
1	81	vs North Texas State	1971
2	77	vs Wichita State	1972
3	76	vs North Texas State	1979
T4	70	vs Georgia Tech	1981
T4	70	vs Virginia Tech	1970

FEWEST RUSHING ATTEMPTS

RK	ATT	OPPONENT	YEAR
T1	19	vs UCF	2006
T1	19	vs Arkansas	1998
3	20	vs Mississippi	1998

MOST YARDS RUSHING

RK	YDS	OPPONENT	YEAR
1	536	vs Arkansas State	1950
2	507	vs Tulsa	1969
3	485	vs Wichita State	1970
4	456	vs North Texas State	1971
5	436	vs Tulsa	1972
6	419	vs The Citadel	1962

FEWEST YARDS RUSHING

RK	YDS	OPPONENT	YEAR
T1	-14	vs SMU	2011
T1	-14	vs Houston	1998

MOST RUSHING TOUCHDOWNS

RK	TDS	OPPONENT	YEAR
T1	7	vs SMU	2017
T1	7	vs Austin Peay	2014
T1	7	vs North Texas State	1971
T1	7	vs The Citadel	1962
T4	6	vs UConn	2018
T4	6	vs Houston	2018
T4	6	vs Tulane	2008
T4	6	vs Wichita State	1972
T4	6	vs Tulsa	1972
T4	6	vs Cincinnati	1969

TEAM SINGLE SEASON

MOST RUSHING ATTEMPTS

RK	ATT	YEAR
1	615	2018
2	612	1972
3	606	1971
4	597	2005
5	594	2014
6	580	1975
7	570	1970
8	563	2015
9	558	1979

FEWEST RUSHING ATTEMPTS

RK	ATT	YEAR
1	335	1964

MOST YARDS RUSHING

RK	YDS	YEAR
1	3,919	2018
2	3,215	2005
3	3,028	2019
4	2,752	1960
5	2,629	1970
6	2,660	1971
7	2,562	2017
8	2,533	2008
9	2,483	1969
10	2,476	2014

FEWEST YARDS RUSHING

RK	YDS	YEAR
1	1,008	2011
2	1,045	1995
3	1,099	2010
4	1,130	1996
5	1,154	2000

MOST RUSHING TOUCHDOWNS

RK	TDS	YEAR
1	46	2018
T2	33	2017, 1961
4	32	2019
5	31	2014
T6	29	2015, 1969
8	28	2005
T9	27	1968, 1960

100-YARD RUSHING GAMES

DeANGELO WILLIAMS (34)

YDS	OPPONENT	YEAR
263	vs USF	2004
262	vs Houston	2004
238	vs Akron	2005
236	vs UTEP	2005
226	vs ECU	2005
225	vs ECU	2004
223	vs Tulsa	2005
205	vs Chattanooga	2005
200	vs Louisville	2004
199	vs Southern Miss	2004
198	vs Houston	2005
195	vs Tulane	2003
167	vs UAB	2005
166	vs Tulane	2002

DeANGELO WILLIAMS (34)

YDS	OPPONENT	YEAR
158	vs Southern Miss	2003
154	vs Louisville	2003
144	vs Arkansas State	2004
137	vs ECU	2003
136	vs UCF	2005
136	vs Chattanooga	2004
136	vs Cincinnati	2003
135	vs Ole Miss	2003
132	vs Tulane	2004
129	vs Murray State	2002
127	vs Marshall	2005
123	vs Southern Miss	2005
120	vs Bowling Green State	2004
120	vs Houston	2003
119	vs Mississippi State	2003
118	vs Ole Miss	2004
110	vs Army	2002
108	vs Arkansas State	2003
107	vs UAB	2003
105	vs Southern Miss	2002

DARRELL HENDERSON (16)

YDS	OPPONENT	YEAR
233	vs Georgia State	2018
212	at Navy	2018
210	at UCF	2018
199	vs UCF	2018
188	vs South Alabama	2018
178	vs Houston	2018
174	vs UConn	2018
169	vs Louisiana Monroe	2017
166	vs Tulsa	2018
147	vs SMU	2017
132	at ECU	2018
123	at Tulsa	2017
122	vs ECU	2017
112	vs Tulane	2017
109	at UCF	2017
105	vs UCLA	2017

CURTIS STEELE (12)

YDS	OPPONENT	YEAR
240	vs UTEP	2009
232	vs Tulsa	2009
203	vs Arkansas State	2008
178	vs Southern Miss	2008
160	vs Houston	2009
144	vs Tennessee	2009
136	vs Southern Miss	2009
135	vs Tulane	2008
123	vs SMU	2008
109	vs Nicholls State	2008
107	vs UAB	2009
101	vs UAB	2008

GERARD ARNOLD (11)

YDS	OPPONENT	YEAR
165	vs Tulane	1998
160	vs ECU	1998
144	vs Louisville	1999
142	vs ECU	1997
142	vs Tulane	1999
138	vs Army	1999
123	vs Cincinnati	1998
119	vs Southern Miss	1998
119	vs Arkansas State	1997
119	vs Arkansas State	1998

RUSHING RECORDS

GERARD ARNOLD (11)

YDS	OPPONENT	YEAR
102	vs Minnesota	1998

PATRICK TAYLOR JR (11)

YDS	OPPONENT	YEAR
161	vs UConn	2018
131	vs Louisiana Monroe	2017
128	vs Houston	2018
127	vs ECU	2017
118	at UCF	2018
115	at Missouri	2018
112	at SMU	2018
112	vs SMU	2017
110	vs Wake Forest	2018
107	at UCF	2017
128	vs Ole Miss	2019

DAVE CASINELLI (7)

YDS	OPPONENT	YEAR
210	vs Houston	1963
154	vs Mississippi State	1962
140	vs Chattanooga	1963
139	vs Texas-Arlington	1962
136	vs South Carolina	1963
129	vs The Citadel	1962
105	vs Tennessee Tech	1962

KENNETH GAINWELL (7)

YDS	OPPONENT	YEAR
145	at South Alabama	2019
104	vs Navy	2019
209	at UL Monroe	2019
106	at Temple	2019
104	vs Tulane	2019
149	at Tulsa	2019
128	at USF	2019

PAUL "SKEETER" BOWEN (6)

YDS	OPPONENT	YEAR
260	vs Tulsa	1969
163	vs North Texas State	1970
141	vs Utah State	1971
135	vs Southern Miss	1970
130	vs Utah State	1970
115	vs Miami	1969

BRANDON HAYES (6)

YDS	OPPONENT	YEAR
199	vs Tulsa	2014
189	vs USF	2014
127	vs UAB	2012
115	vs Southern Miss	2012
114	vs Arkansas State	2013
105	vs UT Martin	2013

LARRY PORTER (6)

YDS	OPPONENT	YEAR
206	vs Arkansas State	1990
174	vs Cincinnati	1992
167	vs Arkansas State	1991
137	vs Ole Miss	1993
133	vs Tulsa	1992
113	vs Ole Miss	1992

MARVIN COX (5)

YDS	OPPONENT	YEAR
150	vs Cincinnati	1989
116	vs Florida	1989

MARVIN COX (5)

YDS	OPPONENT	YEAR
105	vs Tulane	1989
103	vs Vanderbilt	1988
102	vs Arkansas State	1989

JOSEPH DOSS (5)

YDS	OPPONENT	YEAR
175	vs Rice	2007
168	vs UAB	2007
112	vs Ole Miss	2006
105	vs Southern Miss	2006
133	vs Houston	2006

DORNELL HARRIS (5)

YDS	OPPONENT	YEAR
131	vs Wichita State	1972
129	vs Tulsa	1972
119	vs Utah State	1972
110	vs Kansas State	1973
106	vs Virginia Tech	1973

MARCUS HOLLIDAY (5)

YDS	OPPONENT	YEAR
171	vs Arkansas	1994
151	vs Tulane	1994
138	vs Tennessee	1991
122	vs Arkansas State	1994
106	vs Louisville	1991

TERDELL MIDDLETON (5)

YDS	OPPONENT	YEAR
172	vs Tulane	1976
143	vs Tulsa	1975
112	vs Florida State	1974
102	vs Florida State	1976
102	vs Wichita State	1976

HERB COVINGTON (4)

YDS	OPPONENT	YEAR
145	vs McNeese State	1965
140	vs Cincinnati	1966
103	vs West Texas State	1965
102	vs Mississippi State	1965

DORLAND DORCEUS (4)

YDS	OPPONENT	YEAR
138	at Tulsa	2015
122	at UConn	2017
117	vs Bowling Green	2016
116	at Houston	2015

EDDIE HILL (4)

YDS	OPPONENT	YEAR
188	vs Cincinnati	1978
114	vs Southern Miss	1978
107	vs Wichita State	1978
102	vs Mississippi State	1977

TEOFILO RILEY (4)

YDS	OPPONENT	YEAR
190	vs Arkansas State	1998
152	vs Louisville	1998
119	vs Southwestern Louisiana	1996
104	vs Arkansas State	1999

PUNKIN WILLIAMS (4)

YDS	OPPONENT	YEAR
148	vs Southern Miss	1984

PUNKIN WILLIAMS (4)

YDS	OPPONENT	YEAR
142	vs Southwestern Louisiana	1984
137	vs Mississippi State	1984
121	vs Louisville	1983

DANTE BROWN (3)

YDS	OPPONENT	YEAR
158	vs Chattanooga	2001
148	vs Houston	2001
119	vs Louisville	2001

LEO CAGE (3)

YDS	OPPONENT	YEAR
156	vs Cincinnati	1979
124	vs Louisville	1979
118	vs Ole Miss	1979

RODRIGUES CLARK (3)

YDS	OPPONENT	YEAR
112	vs UCF	2020
106	vs Temple	2020
105	vs Arkansas State	2020

BILLY FLETCHER (3)

YDS	OPPONENT	YEAR
128	vs West Texas State	1964
120	vs West Texas State	1965
116	vs Tulsa	1965

RAY JAMIESON (3)

YDS	OPPONENT	YEAR
137	vs Louisville	1968
122	vs North Texas State	1971
109	vs Southern Miss	1971

JAMES KING (3)

YDS	OPPONENT	YEAR
120	vs North Texas State	1977
119	vs Wichita State	1977
110	vs Southern Miss	1977

JAY MCCOY (3)

YDS	OPPONENT	YEAR
121	vs Florida State	1969
101	vs Southern Miss	1969
100	vs Louisville	1968

WAYNE PRYOR (3)

YDS	OPPONENT	YEAR
115	vs Tulsa	1987
112	vs Alabama	1987
102	vs Southern Miss	1986

JARVIS COOPER (2)

YDS	OPPONENT	YEAR
102	Missouri State	2015
101	vs Austin Peay	2014

FRANK FLETCHER (2)

YDS	OPPONENT	YEAR
185	vs Cincinnati	1994
101	vs Louisville	1994

REUBEN GIBSON (2)

YDS	OPPONENT	YEAR
112	vs Louisville	1976
107	vs Colorado State	1974

RUSHING RECORDS

RICHARD LOCKE (2)

YDS	OPPONENT	YEAR
121	vs Ole Miss	1978
120	vs North Texas State	1979

JOHN MARTIN (2)

YDS	OPPONENT	YEAR
164	vs ECU	1992
113	vs Southwestern Louisiana	1993

GREG RAY (2)

YDS	OPPONENT	YEAR
176	vs Houston	2010
121	vs MTSU	2010

JEFF "SUGAR" SANDERS (2)

YDS	OPPONENT	YEAR
132	vs ECU	2000
122	vs Cincinnati	2000

GERALD WHITE (2)

YDS	OPPONENT	YEAR
101	vs Tulane	1987
100	vs Vanderbilt	1987

TONY WILEY (2)

YDS	OPPONENT	YEAR
131	vs Ole Miss	1980
106	vs Northern Miss	1981

RICHARD WILLIAMS (2)

YDS	OPPONENT	YEAR
184	vs Georgia Tech	1981
100	vs Louisville	1980

JEFF WOMACK (2)

YDS	OPPONENT	YEAR
140	vs Louisville	1983
110	vs Tennessee	1985

PLAYERS WITH ONE CAREER 100-YARD RUSHING GAME (27)

YDS	OPPONENT	YEAR
100	Kylan Watkins	2020
130	Antonio Gibson	2019
109	Tony Pollard vs Wake Forest	2018
112	Jamarius Henderson at Tulsa	2015
170	Sam Craft at Cincinnati	2014
173	Marquis Warford vs Arkansas State	2013
106	Jerrrell Rhodes vs UT Martin	2012
111	Brandon Ross vs SMU	2008
110	T.J. Pitts vs SMU	2007
105	Maurice Avery vs Houston	2005
164	Derron Parquet vs USF	2003
134	Xavier Crawford vs Southern Miss	1991
111	Curtis Allen vs Tulane	1990
147	Keith Benton vs Louisville	1990
126	Leon Bosby vs Southwestern La.	1990
132	Tim Jones vs Tulane	1989
145	Danny Felts vs Wichita State	1979
108	Lloyd Patterson vs Florida State	1975
111	Ronald "Runt" Moon vs Miss State	1974
109	Dan Darby vs Cincinnati	1972
161	Gail Flora vs Bethel	1972
136	Al Harvey vs Utah State	1972
131	Joe Lynch vs Wichita State	1970
131	Ricky Thurow vs Louisville	1969
129	Terry Padgett vs South Carolina	1966
116	Ralph Messer vs Louisville	1952
124	Shelby "Red" Schneider vs Bethel	1927

YEAR-BY-YEAR RUSHING LEADERS

YEAR	PLAYER	ATT	YDS	TDs
1953	Sonny Rodgers	—	448	4
1954	Jim Shelton	81	366	4
1955	Bobby Brooks	63	293	2
1956	Bobby Brooks	67	378	3
1957	Frank Massa	60	261	3
1959	James Earl Wright	66	310	0
1960	Lennie Kaplan	69	324	2
1961	Dave Casinelli	117	646	9
1962	Dave Casinelli	173	826	11
1963	Dave Casinelli	219	1,016	14
1964	Billy Fletcher	92	367	2
1965	Billy Fletcher	109	556	6
1966	Terry Padgett	142	539	3
1967	Ricky Thurow	88	394	3
1968	Ray Jamieson	123	573	3
1969	Paul "Skeeter" Gowen	117	715	6
1970	Paul "Skeeter" Gowen	145	868	6
1971	Paul "Skeeter" Gowen	149	644	6
1972	Dornell Harris	132	698	5
1973	Dornell Harris	109	564	3
1974	Reuben Gibson	116	493	1
1975	Terdell Middleton	138	586	7
1976	Terdell Middleton	160	919	5
1977	James King	168	626	4
1978	Eddie Hill	126	739	2
1979	Leo Cage	128	599	3
1980	Richard Williams	80	438	4
1981	Tony Wiley	123	497	2
1982	Richard Williams	89	480	2
1983	Punkin Williams	123	546	4
1984	Punkin Williams	137	832	7
1985	Jeff Womack	89	306	4
1986	Wayne Pryor	129	501	1
1987	Wayne Pryor	145	647	5
1988	Wayne Pryor	111	412	0
1989	Marvin Cox	193	844	3
1990	Keith Benton	148	612	5
1991	Larry Porter	116	454	2
1992	Larry Porter	140	732	4
1993	Larry Porter	126	540	5
1994	Marcus Holliday	145	618	3
1995	Quitman Spaulding	100	383	1
1996	Teofilo Riley	145	572	3
1997	Gerard Arnold	145	613	4
1998	Gerard Arnold	208	1,059	6
1999	Gerard Arnold	146	706	7
2000	Sugar Sanders	167	646	4
2001	Dante Brown	184	902	11
2002	DeAngelo Williams	103	684	5
2003	DeAngelo Williams	243	1,430	10
2004	DeAngelo Williams	313	1,948	22
2005	DeAngelo Williams	310	1,964	18
2006	Joseph Doss	224	910	7
2007	Joseph Doss	174	806	5
2008	Curtis Steele	218	1,223	7
2009	Curtis Steele	198	1,239	15
2010	Greg Ray	157	676	3
2011	Billy Foster	132	479	6
2012	Brandon Hayes	118	576	6
2013	Brandon Hayes	201	860	5
2014	Brandon Hayes	196	949	5
2015	Doroland Dorceus	155	661	8
2016	Doroland Dorceus	132	839	9
2017	Darrell Henderson	130	1,154	9
2018	Darrell Henderson	214	1,909	22
2019	Kenneth Gainwell	231	1,459	13
2020	Rodriguez Clark	136	561	2

LONG RUSHING PLAYS

RK	YDS	PLAYER VS OPPONENT	YEAR
1	95	Keith White vs Arkansas State	1948
2	92	Herb Covington vs Cincinnati	1966
T2	92	Sonny Parsons vs The Citadel	1961
T4	89	Keith Benton vs Louisville	1990
T4	89	Jack Scott vs Union	1948
6	88	Tony Wiley vs Ole Miss	1980
7	86	DeAngelo Williams vs Tulane	2002
T8	85	Keith Bentin vs Louisville	1990
T8	85	Paul Gowen vs Tulsa	1969
T8	85	Andy Nelson vs Tennessee Tech	1954
T8	85	Andy Nelson vs Southern Miss	1953
12	83	Calvin Austin III vs Mercer	2018
T13	82	Darrell Henderson vs UCF	2018
T13	82	Darrell Henderson vs Tulane	2017
T13	82	James Earl Wright vs Texas Arlington	1960
T16	80	Darrell Henderson vs UCLA	2017
T16	80	John Martin vs ECU	1992
T16	80	Richard Williams vs Louisville	1980
T19	78	Antonio Gibson vs SMU	2019
T19	78	Darrell Henderson at Navy	2018
21	77	Jimmy Cole vs Southern Miss	1953
T22	76	DeAngelo Williams vs UCF	2005
T22	76	DeAngelo Williams vs UAB	2005
T22	76	Richard Williams vs Georgia Tech	1980
T25	75	Kenneth Gainwell vs Navy	2019
T25	75	DeAngelo Williams vs Southern Miss	2004
T25	75	Richard Williams vs Cincinnati	1982
T25	75	Keith White vs Murray State	1949

CAREER RUSHING LEADERS

RK	PLAYER	YEARS	CARRIES	YDS
1	DeAngelo Williams (RB)	2002-05	969	6,026
2	Darrell Henderson (RB)	2016-18	431	3,545
3	Patrick Taylor Jr. (RB)	2016-19	536	2,884
4	Dave Casinelli (FB)	1960-63	549	2,636
5	Curtis Steele (RB)	2008-09	416	2,462
6	Brandon Hayes (RB)	2012-14	515	2,385
7	Gerard Arnold (RB)	1997-99	499	2,378
8	Joseph Doss (RB)	2004-07	537	2,339
9	Paul Gowen (RB)	1969-71	411	2,227
10	Larry Porter (RB)	1990-93	498	2,194
11	Doroland Dorceus (RB)	2013-17	402	2,082
12	Terdell Middleton (RB)	1973-76	408	1,970
13	Wayne Pryor (FB)	1986-89	479	1,924
14	Jeff Womack (RB)	1983-86	417	1,764
15	Teofilo Riley (RB)	1996-99	386	1,716
16	Dornell Harris (RB)	1971-73	302	1,641
17	Jay McCoy (RB)	1968-70	229	1,537
18	Kenneth Gainwell	2018-19	235	1,550
19	Reuben Gibson (FB)	1974-76	330	1,470
20	Dante Brown (RB)	2001-02	317	1,464
21	Richard Locke (FB)	1977-80	362	1,417
22	Punkin Williams (RB)	1983-84	260	1,378
23	Ray Jamieson (FB)	1961-71	285	1,321
24	Marcus Holliday (RB)	1998-94	302	1,275
25	Leon Bosby (FB)	1989-92	323	1,244
26	Herb Covington (FB)	1965-67	263	1,236
27	Tony Wiley (RB)	1980-82	277	1,215
28	Billy Fletcher (QB)	1963-65	241	1,147
29	Leo Cage (RB)	1977-79	244	1,137
30	Richard Williams (RB)	1979-82	206	1,092
31	Eddie Hill (RB)	1975-78	212	1,076
32	Marvin Cox (RB)	1988-89	215	1,074

PASSING RECORDS

INDIVIDUAL SINGLE GAME

MOST PASSING ATTEMPTS

RK	ATT	PLAYER VS OPPONENT	YEAR
T1	60	Martin Hankins vs ECU	2007
T1	60	Martin Hankins vs Ole Miss	2007
T1	60	Danny Wimprine vs Mississippi State	2003
4	59	Martin Hankins vs SMU	2007
5	55	Arkelon Hall vs Louisville	2008
T6	53	Riley Ferguson at Houston	2017
T6	53	Paxton Lynch vs Ole Miss	2015
T6	53	Danny Wimprine vs USF	2002
T9	51	Brady White vs Penn State	2019
T9	51	Arkelon Hall vs Marshall	2008
T9	51	Danny Wimprine vs USF	2003
T12	50	Brady White vs. UCF	2020
T12	50	Brady White vs. USF	2020
14	49	Riley Ferguson at UCF	2017
T15	48	Riley Ferguson at UConn	2017
T15	48	Will Hudgens vs ECU	2009
T15	48	Martin Hankins vs Southern Miss	2007
T15	48	Danny Wimprine vs Mississippi State	2002
T19	46	Riley Ferguson vs USF	2016
T19	46	Riley Ferguson at Ole Miss	2016
T19	46	Paxton Lynch vs BYU	2014
T19	46	Danny Wimprine vs Louisville	2004

MOST PASS COMPLETIONS

RK	CMP	PLAYER VS OPPONENT	YEAR
1	41	Martin Hankins vs Ole Miss	2007
2	39	Paxton Lynch vs Ole Miss	2015
3	35	Martin Hankins vs Southern Miss	2007
T4	34	Brady White vs. UCF	2020
T4	34	Riley Ferguson at UConn	2017
T4	34	Martin Hankins vs ECU	2007
T7	33	Riley Ferguson at Houston	2017
T7	33	Will Hudgens vs ECU	2009
T7	33	Arkelon Hall vs Louisville	2008
T10	32	Brady White vs Penn State	2019
T10	32	Paxton Lynch at Tulsa	2015
T10	32	Danny Wimprine vs UAB	2003
T10	32	Danny Wimprine vs Mississippi State	2003
T10	32	Danny Wimprine vs USF	2002
T15	30	Brady White vs. USF	2020
T15	30	Riley Ferguson vs UCF	2017
T15	30	Riley Ferguson vs Houston	2016
T15	30	Riley Ferguson at Ole Miss	2016
T15	30	Will Hudgens vs Marshall	2007
T15	30	Martin Hankins vs SMU	2007
T21	29	Brady White at SMU	2020
T21	29	Riley Ferguson vs USF	2016
T21	29	Paxton Lynch at Bowling Green	2015
T21	29	Arkelon Hall vs Rice	2008

MOST YARDS PASSING

RK	Yds	PLAYER VS OPPONENT	YEAR
1	486	Brady White vs. UCF	2020
T2	471	Riley Ferguson at Houston	2017
T2	471	Riley Ferguson at UCF	2017
4	454	Brady White vs Penn State	2019
5	447	Paxton Lynch at Tulsa	2015
6	437	Brady White vs. USF	2020
7	431	Riley Ferguson at UConn	2017
8	416	Martin Hankins vs ECU	2007
9	412	Paxton Lynch vs Cincinnati	2015
10	409	Riley Ferguson vs Houston	2016
T11	398	Riley Ferguson vs UCLA	2017
T11	398	Danny Wimprine vs Mississippi State	2003
13	396	Martin Hankins vs Southern Miss	2007

MOST YARDS PASSING

RK	Yds	PLAYER VS OPPONENT	YEAR
14	386	Paxton Lynch at Bowling Green	2015
15	384	Paxton Lynch vs Ole Miss	2015
16	373	Arkelon Hall vs Rice	2008
17	364	Arkelon Hall vs Marshall	2008
18	363	Brady White at Temple	2019
19	362	Brady White at ECU	2018
20	361	Danny Wimprine vs Louisville	2004
21	359	Riley Ferguson vs Bowling Green	2016
T22	358	Brady White vs Tulane	2019
T22	358	Brady White vs Mercer	2018
24	356	Danny Wimprine vs Arkansas State	2004

HIGHEST AVERAGE GAIN/COMPLETION

RK	Yds	PLAYER VS OPPONENT (CMP-Yds)	YEAR
1	33.22	Riley Ferguson vs ECU (9-299)	2017
2	29.22	Danny Wimprine vs Chattanooga (9-263)	2004
3	28.25	Neil Suber vs ECU (8-226)	1999
4	28.10	Keith Benton vs UCF (7-197)	1990
5	24.85	Lloyd Patterson vs North Texas (7-171)	1977
6	24.77	Bernard Oden vs Michigan St. (9-223)	1997
T7	24.67	Paxton Lynch vs SMU (9-222)	2015
T7	24.67	Neil Suber vs Tennessee (9-222)	1999
9	23.88	Lloyd Patterson vs USM (9-215)	1977
10	23.83	Will Hudgens vs UCF (6-143)	2009

MOST TOUCHDOWN PASSES

RK	Tds	PLAYER VS OPPONENT	YEAR
T1	7	Riley Ferguson at UConn	2017
T1	7	Paxton Lynch vs SMU	2015
T3	6	Brady White vs. UCF	2020
T3	6	Riley Ferguson vs UCLA	2017
T3	6	Riley Ferguson vs Bowling Green	2016
T6	5	Brady White at Houston	2019
T6	5	Brady White vs Tulane	2019
T6	5	Brady White vs Mercer	2018
T6	5	Brady White vs Georgia State	2018
T6	5	Danny Wimprine vs Murray State	2002
T10	4	Brady White vs. Arkansas State	2020
T10	4	Brady White vs. Temple	2020
T10	4	Brady White vs. USF	2020
T13	4	Riley Ferguson at UCF	2017
T13	4	Riley Ferguson at Tulsa	2017
T13	4	Riley Ferguson vs Bowling Green	2016
T13	4	Riley Ferguson vs Houston	2016
T13	4	Riley Ferguson at SMU	2016
T13	4	Paxton Lynch at Tulsa	2015
T13	4	Paxton Lynch vs UConn	2014
T13	4	Paxton Lynch vs BYU	2014
T13	4	Tyler Bass vs UT Martin	2009
T13	4	Arkelon Hall vs UAB	2008
T13	4	Martin Hankins vs ECU	2007
T13	4	Martin Hankins vs Southern Miss	2007
T13	4	Martin Hankins vs SMU	2007
T13	4	Danny Wimprine vs Bowling Green	2004
T13	4	Danny Wimprine vs Louisville	2004
T13	4	Danny Wimprine vs ECU	2003
T13	4	Danny Wimprine vs Louisville	2002
T13	4	Danny Wimprine vs Army	2001
T13	4	Steve Matthews vs Tulane	1992

MOST INTERCEPTIONS THROWN

RK	INTS	PLAYER VS OPPONENT	YEAR
T1	5	Martin Hankins vs ECU	2006
T1	5	Danny Wimprine vs Mississippi State	2002
T1	5	Darrell Martin vs Vanderbilt	1980
T1	5	Keith Benton vs Missouri	1990
T5	4	Several tied; last Hankins vs Ole Miss	2007

PASSING RECORDS

INDIVIDUAL SINGLE SEASON

MOST PASS ATTEMPTS

RK	ATT	PLAYER	YEAR
1	474	Riley Ferguson	2017
T2	443	Riley Ferguson	2016
T2	443	Paxton Lynch	2015
4	440	Danny Wimprine	2003
5	435	Danny Wimprine	2002
6	428	Martin Hankins	2007
T7	420	Brady White	2020
T7	420	Brady White	2019
9	413	Paxton Lynch	2014
10	398	Danny Wimprine	2004
11	392	Brady White	2018
12	377	Martin Hankins	2006
13	349	Paxton Lynch	2013
14	335	Arkelon Hall	2008
15	316	Bernard Oden	1997
16	295	Taylor Reed	2011
17	290	Ryan Williams	2010
18	287	Qadry Anderson	1996
19	286	Steve Matthews	1992
20	274	Jacob Karam	2012

MOST PASS COMPLETIONS

RK	CMP	PLAYER	YEAR
1	299	Riley Ferguson	2017
2	296	Paxton Lynch	2015
3	280	Riley Ferguson	2016
4	269	Brady White	2019
5	261	Martin Hankins	2007
6	259	Paxton Lynch	2014
7	245	Brady White	2020
T8	246	Brady White	2018
T8	246	Danny Wimprine	2003
10	235	Danny Wimprine	2002
11	226	Martin Hankins	2006
12	225	Danny Wimprine	2004
13	203	Paxton Lynch	2013
14	191	Arkelon Hall	2008
15	176	Jacob Karam	2012
16	175	Steve Matthews	1992
17	170	Bernard Oden	1997
18	169	Taylor Reed	2011
19	166	Steve Matthews	1993
20	165	Ryan Williams	2010

MOST YARDS PASSING

RK	YDS	PLAYER	YEAR
1	4,257	Riley Ferguson	2017
2	4,014	Brady White	2019
3	3,776	Paxton Lynch	2015
4	3,698	Riley Ferguson	2016
5	3,380	Brady White	2020
6	3,296	Brady White	2018
7	3,220	Martin Hankins	2007
8	3,174	Danny Wimprine	2003
9	3,031	Paxton Lynch	2014
10	2,892	Danny Wimprine	2004
10	2,820	Danny Wimprine	2002
11	2,550	Martin Hankins	2006
12	2,275	Arkelon Hall	2008
13	2,249	Bernard Oden	1997
14	2,084	Steve Matthews	1992
15	2,075	Ryan Williams	2010
16	2,056	Paxton Lynch	2013
17	1,896	Steve Matthews	1993

MOST YARDS PASSING

RK	YDS	PLAYER	YEAR
18	1,895	Jacob Karam	2012
19	1,690	Taylor Reed	2011
20	1,606	Danny Sparkman	1985

HIGHEST PASS COMPLETION PCT (MIN. 75 ATTS)

RK	PCT	PLAYER (CMP / ATT)	YEAR
1	66.8	Paxton Lynch (296/443)	2015
2	64.2	Jacob Karam (176/274)	2012
T3	64.0	Brady White (269/420)	2019
T3	64.0	Andy Whitwell (48/75)	1987
5	63.2	Riley Ferguson (280/443)	2016
6	63.1	Riley Ferguson (299/479)	2017
T7	62.7	Brady White (246/392)	2018
T7	62.7	Paxton Lynch (259/413)	2014
9	60.6	Will Hudgens (143/236)	2009
10	61.2	Steve Matthews (175/286)	1992
11	61.0	Martin Hankins (261/428)	2007
12	60.8	Steve Matthews (166/273)	1993
13	60.5	Brady White (254/420)	2020
14	59.9	Martin Hankins (226/377)	2006
15	58.2	Paxton Lynch (203/349)	2013
16	57.3	Taylor Reed (169/295)	2011
T17	57.0	Arkelon Hall (191/335)	2008
T17	57.0	Neil Suber (69/121)	2000
19	56.9	Ryan Williams (165/290)	2010
T20	56.8	Tim Jones (54/95)	1987
T20	56.8	Maurice Avery (67/118)	2005

AVERAGE GAIN PER COMPLETION

RK	AVG	PLAYER (COMP-YDS)	YEAR
1	19.92	James Earl Wright (40-797)	1960
2	18.27	Nick Bouni (26-475)	1959
3	18.30	Lloyd Patterson (73-1,336)	1977
4	17.97	Lloyd Patterson (87-1,563)	1976
5	17.76	Kevin Betts (33-586)	1978

MOST TOUCHDOWN PASSES

RK	TDS	PLAYER	YEAR
1	38	Riley Ferguson	2017
2	33	Brady White	2019
3	32	Riley Ferguson	2016
4	31	Brady White	2020
5	28	Paxton Lynch	2015
6	26	Brady White	2018
7	25	Martin Hankins	2007
8	23	Danny Wimprine	2002
T9	22	Paxton Lynch	2014
T9	22	Danny Wimprine	2004
T9	22	Danny Wimprine	2003
T12	18	Martin Hankins	2006
T12	18	Steve Matthews	1992
T14	14	Jacob Karam	2012
T14	14	Danny Wimprine	2001
T14	14	Lloyd Patterson	1976
T17	13	Ryan Williams	2010
T17	13	Steve Matthews	1993
T17	13	Billy Fletcher	1965
T17	13	James Earl Wright	1960

MOST INTERCEPTIONS THROWN

RK	INT	PLAYER	YEAR
1	20	Billy Fletcher	1965
2	18	Danny Wimprine	2002
3	16	Darrell Martin	1980
4	14	Danny Wimprine	2004
T5	13	Martin Hankins	2006
T5	13	Danny Wimprine	2003

MOST INTERCEPTIONS THROWN

RK	INT	PLAYER	YEAR
T5	13	Steve Matthews	1993
T5	13	Lloyd Patterson	1978
T9	12	Martin Hankins	2007
T9	12	Steve Matthews	1992

CAREER

MOST PASS ATTEMPTS

RK	ATT	PLAYER	YEARS
1	1,469	Danny Wimprine	2001-04
2	1,235	Brady White	2018-20
3	1,205	Paxton Lynch	2013-15
4	917	Riley Ferguson	2016-17
5	805	Martin Hankins	2006-07
6	662	Danny Sparkman	1983-85
7	560	Lloyd Patterson	1975-78
8	559	Steve Matthews	1992-93
9	463	Neil Suber	1998-2001
10	438	Billy Fletcher	1963-65

MOST PASS COMPLETIONS

RK	CMP	PLAYER	YEARS
1	808	Danny Wimprine	2001-04
2	771	Brady White	2018-20
3	758	Paxton Lynch	2013-15
4	579	Riley Ferguson	2016-17
5	487	Martin Hankins	2006-07
6	341	Steve Matthews	1992-93
7	328	Danny Sparkman	1983-85
8	246	Lloyd Patterson	1975-78
9	240	Will Hudgens	2005-09
10	238	Neil Suber	1998-2001

MOST PASSING YARDS

RK	YDS	PLAYER	YEARS
1	10,730	Brady White	2018-20
2	10,215	Danny Wimprine	2001-04
3	8,863	Paxton Lynch	2013-15
4	7,955	Riley Ferguson	2016-17
5	5,770	Martin Hankins	2006-07
6	4,311	Danny Sparkman	1983-85
7	4,201	Lloyd Patterson	1975-78
8	3,980	Steve Matthews	1992-93
9	2,686	Bernard Oden	1995-97
10	2,681	Will Hudgens	2005-09
11	2,668	Tim Jones	1986-89
12	2,646	Neil Suber	1998-2001
13	2,607	Arkelon Hall	2008-09

MOST TOUCHDOWN PASSES

RK	TDS	PLAYER	YEARS
1	91	Brady White	2018-20
2	81	Danny Wimprine	2001-04
3	70	Riley Ferguson	2016-17
4	59	Paxton Lynch	2013-15
5	43	Martin Hankins	2006-07
6	31	Steve Matthews	1992-93
7	30	Lloyd Patterson	1975-78
8	27	Danny Sparkman	1983-85
9	26	James Earl Wright	1959-61
10	21	Billy Fletcher	1963-65

MOST INTERCEPTIONS

RK	INT	PLAYER	YEARS
1	49	Danny Wimprine	2001-04

PASSING RECORDS

MOST INTERCEPTIONS

RK	INT	PLAYER	YEARS
2	34	Lloyd Patterson	1975-78
3	32	Danny Sparkman	1983-85
4	30	Brady White	2018-20
5	29	Tim Jones	1986-89
6	28	Billy Fletcher	1963-65
T7	25	Martin Hankins	2006-07
T7	25	Steve Matthews	1992-93
T7	25	Darrell Martin	1978-81

HIGHEST PASS COMPLETION PERCENTAGE

RK	PCT	PLAYER (CMP / ATT)	YEARS
1	63.7	Jacob Karam (179/281)	2012-13
2	63.1	Riley Ferguson (280/443)	2016-17
3	62.9	Paxton Lynch (758/1205)	2013-15
4	62.4	Brady White (771/1235)	2018-20
5	61.0	Steve Matthews (341/559)	1992-93
6	60.5	Martin Hankins (487/805)	2006-07
7	56.4	Arkelon Hall (235/417)	2008-09
8	55.8	Will Hudgens (240/430)	2005-09
9	55.0	Danny Wimprey (808/1469)	2001-04
10	51.1	David Fowler (185/362)	1972-74
11	50.0	Tim Jones (210/420)	1986-89

HIGHEST AVERAGE PER COMPLETION

RK	AVG	PLAYER	YEARS
1	18.2	James Earl Wright	1959-61
2	17.1	Lloyd Patterson	1975-78
3	16.9	Danny Pierce	1968-69
4	15.1	Kevin Betts	1976-79
5	14.4	Russ Vollmer	1960-63

TEAM SINGLE GAME

MOST PASSING ATTEMPTS

RK	ATT	OPPONENT	YEAR
T1	61	vs Ole Miss	2007
T1	61	vs ECU	2007
T1	61	vs SMU	2007
T1	61	vs Mississippi State	2003
5	56	vs Louisville	2008
T6	55	at UConn	2017
T6	55	vs USF	2002
T8	54	vs Marshall	2008
T8	54	vs Tulane	2000
T10	53	at Houston	2017
T10	53	vs Ole Miss	2015
T12	51	vs Penn State	2019
T12	51	vs USF	2003
T14	50	vs. UCF	2020
T14	50	vs. USF	2020
T16	49	at UCF	2017
T16	49	vs ECU	2009
T16	49	vs Southern Miss	2007
19	48	vs Ole Miss	2002
T20	47	at Ole Miss	2016
T20	47	vs Marshall	2011
T20	47	vs Mississippi State	1993

FEWEST PASSING ATTEMPTS

RK	ATT	OPPONENT	YEAR
1	3	vs Arkansas State	1982

MOST PASSING COMPLETIONS

RK	CMP	OPPONENT	YEAR
1	41	vs Ole Miss	2007
T2	39	at UConn	2017

MOST PASSING COMPLETIONS

RK	CMP	OPPONENT	YEAR
T2	39	vs Ole Miss	2015
4	35	vs Southern Miss	2007
5	34	vs. UCF	2020
T6	34	vs Louisville	2008
T6	34	vs ECU	2007
T8	33	at Houston	2017
T8	33	vs ECU	2009
T8	33	vs USF	2002
T11	32	vs Penn State	2019
T11	32	at Houston	2015
T11	32	at Tulsa	2015
T11	32	vs SMU	2007
T11	32	vs Mississippi State	2003
T11	32	vs UAB	2003
17	31	at Ole Miss	2016
T18	30	vs. USF	2020
T18	30	vs Houston	2016
T18	30	vs Marshall	2007
T18	30	vs Mississippi State	1993
T18	30	at UCF	2017
T23	29	at SMU	2020
T23	29	vs USF	2016
T23	29	at Bowling Green	2015
T23	29	vs Rice	2008
T23	29	vs Marshall	2008

FEWEST PASS COMPLETIONS

RK	CMP	OPPONENT	YEAR
1	1	five times (last vs Marshall)	2005

MOST PASSING YARDS

RK	YDS	OPPONENT	YEAR
1	486	vs UCF	2020
2	480	at UConn	2017
T3	471	at Houston	2017
T3	471	at UCF	2017
5	454	vs Penn State	2019
6	447	at Tulsa	2015
7	437	vs USF	2020
8	416	vs ECU	2007
9	412	vs Cincinnati	2015
10	409	vs Houston	2016
T11	398	vs UCLA	2017
T11	398	vs Mississippi State	2003
13	396	vs Southern Miss	2007
14	395	vs Bowling Green	2016
15	390	vs Tennessee Tech	2003
16	389	vs Ole Miss	2003
17	386	at Bowling Green	2015
18	384	vs Ole Miss	2015
T19	379	vs Tulane	2007
T19	379	vs Mississippi State	1993
21	373	vs Rice	2008
22	370	at Kansas	2015
23	368	vs Marshall	2008
24	363	at Temple	2019
25	362	at ECU	2018

FEWEST PASSING YARDS

RK	YDS	OPPONENT	YEAR
1	-3	vs Marshall	2005
2	6	vs Southern Miss	1966

MOST PASSES HAD INTERCEPTED

RK	INT	OPPONENT	YEAR
T1	5	vs ECU	2006
T1	5	vs Mississippi State	2002
T1	5	vs Miami	1993

MOST PASSES HAD INTERCEPTED

RK	INT	OPPONENT	YEAR
T1	5	vs Missouri	1991
T1	5	vs Southwestern Louisiana	1987
T1	5	vs Vanderbilt	1980
T1	5	vs Vanderbilt	1979
T1	5	vs Houston	1968
T1	5	vs New Mexico	1986

TEAM SINGLE SEASON

MOST PASSING ATTEMPTS

RK	ATT	YEAR
1	551	2007
2	488	2017
3	477	2016
4	470	2003
5	465	2015
6	452	2002
7	441	2019
8	437	2008
9	423	2020
10	421	2004

FEWEST PASS ATTEMPTS

RK	ATT	YEAR
1	78	1957

MOST PASS COMPLETIONS

RK	CMP	YEAR
1	323	2007
2	311	2015
3	307	2017
4	303	2016
5	281	2019
6	260	2003
7	259	2014
8	256	2018
9	255	2020
10	247	2008

FEWEST PASS COMPLETIONS

RK	CMP	YEAR
1	38	1957

MOST YARDS PASSING

RK	YDS	YEAR
1	4,355	2017
2	4,177	2019
3	3,997	2015
4	3,975	2007
5	3,957	2016
6	3,419	2003
7	3,405	2018
8	3,387	2020
9	3,086	2004
10	3,031	2014

FEWEST PASSING YARDS

RK	YDS	YEAR
1	477	1957

MOST PASSES HAD INTERCEPTED

RK	INT	YEAR
T1	22	1980, 1965
T3	20	2002, 1995, 1979

PASSING RECORDS

FEWEST PASSES HAD INTERCEPTED

RK	INT	YEAR
1	6	2001

MOST TOUCHDOWN PASSES

RK	TDS	YEAR
1	39	2017
2	34	2016
T3	33	2019, 2007
5	31	2020
6	30	2015
7	28	2018
8	25	2004
9	24	2002
T10	23	2014, 2003

FEWEST TOUCHDOWN PASSES

RK	TDS	YEAR
1	1	1963

400-YARD PASSING GAMES

RILEY FERGUSON (4)

YDS	OPPONENT	YEAR
471	at UCF	2017
471	at Houston	2017
431	at UConn	2017
409	vs Houston	2016

BRADY WHITE (3)

YDS	OPPONENT	YEAR
486	vs UCF	2020
454	vs Penn State	2019
437	vs USF	2020

PAXTON LYNCH (2)

YDS	OPPONENT	YEAR
447	at Tulsa	2015
412	vs Cincinnati	2015

MARTIN HANKINS (1)

YDS	OPPONENT	YEAR
416	vs ECU	2007

300-YARD PASSING GAMES

PAXTON LYNCH (10)

YDS	OPPONENT	YEAR
386	at Bowling Green	2015
384	vs Ole Miss	2015
354	at Kansas	2015
343	vs Tulane	2015
311	at Cincinnati	2014
307	at SMU	2014
306	vs BYU	2014
305	vs Navy	2015
305	at USF	2015
305	at UCLA	2014

BRADY WHITE (9)

YDS	OPPONENT	YEAR
363	at Temple	2019
362	at ECU	2018
358	vs Tulane	2019
358	vs Mercer	2018

BRADY WHITE (9)

YDS	OPPONENT	YEAR
350	vs SMU	2019
341	at Houston	2019
337	vs Southern	2019
316	at Cincinnati	2020
313	vs Temple	2020

RILEY FERGUSON (9)

YDS	OPPONENT	YEAR
398	vs UCLA	2017
372	vs Western Kentucky	2016
359	vs Bowling Green	2016
349	vs Tulsa	2016
343	vs Ole Miss	2016
333	vs Navy	2016
331	vs USF	2016
321	at UCF	2017
320	vs SMU	2017

DANNY WIMPRINE (8)

YDS	OPPONENT	YEAR
398	vs Mississippi State	2003
361	vs Louisville	2004
356	vs Arkansas State	2004
355	vs Ole Miss	2003
347	vs UAB	2004
342	vs Houston	2002
324	vs Bowling Green State	2004
314	vs South Florida	2002

MARTIN HANKINS (7)

YDS	OPPONENT	YEAR
396	vs Southern Miss	2007
355	vs Tulane	2007
343	vs Ole Miss	2007
336	vs SMU	2007
322	vs Marshall	2006
306	vs Rice	2007
303	vs UAB	2006

ARKELON HALL (3)

YDS	OPPONENT	YEAR
396	vs Southern Miss	2007
355	vs Tulane	2007
343	vs Ole Miss	2007

WILL HUGGINS (3)

YDS	OPPONENT	YEAR
346	vs Marshall	2007
333	vs UAB	2009
313	vs ECU	2009

STEVE MATTHEWS (2)

YDS	OPPONENT	YEAR
340	vs Mississippi State	1993
335	vs ECU	1992

JACOB KARAM (1)

YDS	OPPONENT	YEAR
325	vs Middle Tennessee	2012

BERNARD ODEN (1)

YDS	OPPONENT	YEAR
300	vs Minnesota	1997

TAYLOR REED (1)

YDS	OPPONENT	YEAR
332	vs Austin Peay State	2011

RUSTY TRAIL (1)

YDS	OPPONENT	YEAR
355	vs Southern Miss	1988

200-YARD PASSING GAMES

DANNY WIMPRINE (22)

YDS	OPPONENT	YEAR
295	vs Cincinnati	2001
288	vs Mississippi State	2002
271	vs USF	2003
271	vs Ole Miss	2002
268	vs ECU	2003
266	vs Ole Miss	2004
266	vs Tennessee Tech	2003
263	vs Chattanooga	2004
261	vs Louisville	2002
259	vs UAB	2003
257	vs UAB	2002
254	vs North Texas	2003
247	vs Southern Miss	2004
245	vs Murray State	2002
238	vs Arkansas State	2003
228	vs Houston	2003
216	vs TCU	2002
216	vs Army	2002
216	vs Houston	2001
203	vs Army	2001
201	vs Louisville	2003
200	vs ECU	2004

BRADY WHITE (21)

YDS	OPPONENT	YEAR
296	vs SMU	2020
292	vs South Alabama	2018
284	at FAU	2020
280	vs Arkansas State	2020
277	at Tulsa	2019
269	vs Stephen F. Austin	2020
269	vs Georgia State	2018
253	vs Cincinnati (AAC CG)	2019
249	at UL Monroe	2019
248	at Tulane	2020
246	vs Houston	2020
246	at Tulane	2018
239	vs UConn	2018
233	vs Cincinnati	2019
226	at SMU	2018
222	at USF	2019
209	at South Alabama	2019
209	vs UCF	2018
209	vs Houston	2018
208	at Missouri	2018
205	at Navy	2020

RILEY FERGUSON (9)

YDS	OPPONENT	YEAR
299	vs ECU	2017
298	at Tulsa	2017
298	vs Tulane	2017
295	vs Southeast Missouri	2016
288	vs Southern Illinois	2017
287	vs SMU	2016
286	vs Iowa State	2017
279	vs Navy	2017
236	vs Tulane	2016

PASSING RECORDS

PAXTON LYNCH (9)

YDS	OPPONENT	YEAR
279	vs UCF	2013
278	at Houston	2015
243	vs Houston	2014
242	vs Austin Peay	2014
232	vs USF	2014
230	at Temple	2014
222	vs SMU	2015
222	at Houston	2013
219	vs Middle Tennessee	2014

MARTIN HANKINS (8)

YDS	OPPONENT	YEAR
298	vs UAB	2007
294	vs Chattanooga	2006
289	vs Jacksonville State	2007
281	vs Florida Atlantic	2007
272	vs UCF	2006
265	vs ECU	2006
218	vs UTEP	2006
211	vs Ole Miss	2006

BERNARD ODEN (6)

YDS	OPPONENT	YEAR
292	vs Cincinnati	1997
238	vs Tulane	1997
223	vs Michigan State	1997
218	vs Arkansas State	1997
205	vs Houston	1997
205	vs UAB	1997

STEVE MATTHEWS (6)

YDS	OPPONENT	YEAR
287	vs ECU	1993
263	vs Louisville	1993
239	vs Tulsa	1993
238	vs Tulane	1992
235	vs Southwestern Louisiana	1993
226	vs Tennessee	1992

RYAN WILLIAMS (6)

YDS	OPPONENT	YEAR
293	vs ECU	2010
272	vs UCF	2010
237	vs Southern Miss	2010
228	vs UAB	2010
221	vs Tennessee	2010
201	vs Marshall	2010

LLOYD PATTERSON (3)

YDS	OPPONENT	YEAR
215	vs Southern Miss	1976
203	vs Tulsa	1976
203	vs Virginia Tech	1976

DANNY PIERCE (3)

YDS	OPPONENT	YEAR
240	vs Wichita State	1968
232	vs Ole Miss	1969
203	vs Louisville	1968

DANNY SPARKMAN (3)

YDS	OPPONENT	YEAR
288	vs Cincinnati	1984
261	vs Murray State	1985
214	vs Arkansas State	1984

NEIL SUBER (3)

YDS	OPPONENT	YEAR
279	vs Tulane	1998
226	vs ECU	1998
222	vs Tennessee	1999

QADRY ANDERSON (2)

YDS	OPPONENT	YEAR
291	vs Tulane	1996
239	vs Houston	1996

TYLER BASS (2)

YDS	OPPONENT	YEAR
293	vs UT Martin	2009
232	vs Marshall	2009

BILLY FLETCHER (2)

YDS	OPPONENT	YEAR
257	vs Mississippi State	1965
215	vs Wake Forest	1965

WILL HUDGENS (2)

YDS	OPPONENT	YEAR
262	vs Southern Miss	2009
216	vs UTEP	2009

TIM JONES (2)

YDS	OPPONENT	YEAR
208	vs Mississippi State	1988
205	vs Florida State	1989

TAYLOR REED (2)

YDS	OPPONENT	YEAR
230	vs Middle Tennessee	2011
213	vs Tulane	2011

TRAVIS ANGLIN (1)

YDS	OPPONENT	YEAR
221	vs Tulane	1999

KEITH BENTON (1)

YDS	OPPONENT	YEAR
207	vs Mississippi State	1990

KEVIN BETTS (1)

YDS	OPPONENT	YEAR
218	vs Ole Miss	1979

JOE BORICH (1)

YDS	OPPONENT	YEAR
228	vs Tulane	1995

DAN BRANNER (1)

YDS	OPPONENT	YEAR
225	vs Southwestern Louisiana	1986

JOE BRUNER (1)

YDS	OPPONENT	YEAR
250	vs Kansas State	1973

KENTON EVANS (1)

YDS	OPPONENT	YEAR
214	vs Ole Miss	1998

ARKELON HALL (1)

YDS	OPPONENT	YEAR
209	vs UAB	2008

JACOB KARAM (1)

YDS	OPPONENT	YEAR
270	vs Tulane	2012

TONY SCARPINO (1)

YDS	OPPONENT	YEAR
225	vs Southern Miss	1993

SCOTT SCHERER (1)

YDS	OPPONENT	YEAR
203	vs Cincinnati	2000

CAREER PASSING LEADERS


RK	PLAYER	YEARS	CMP-ATT	TDS	YDS
1	Brady White	2018-20	771-1235	91	10,730
2	Danny Wimprine	2001-04	808-1469	81	10,215
3	Paxton Lynch	2012-15	758-1205	59	8,863
4	Riley Ferguson	2016-17	579-917	70	7,955
5	Martin Hankins	2006-07	487-805	43	5,770
6	Danny Sparkman	1983-85	328-662	27	4,311
7	Lloyd Patterson	1975-78	246-560	30	4,201
8	Steve Matthews	1992-93	341-559	31	3,980
9	Bernard Oden	1995-97	209-400	14	2,686
10	Will Hudgens	2005-09	240-430	18	2,681
11	Tim Jones	1986-89	210-420	19	2,668
12	Neil Suber	1998-2001	238-463	14	2,646
13	Arkelon Hall	2008-09	235-417	12	2,607
14	Keith Benton	1990-91	166-375	15	2,468
15	Billy Fletcher	1963-65	168-438	21	2,311
16	David Fowler	1972-74	185-362	12	2,283
17	Ryan Williams	2010	165-290	13	2,075
18	Qadry Anderson	1995-96	178-374	7	2,047
19	Danny Pierce	1968-69	117-276	12	1,974
20	Jacob Karam	2012-13	179-281	14	1,917
21	Taylor Reed	2011	169-295	10	1,690
22	Kevin Betts	1978-79	97-237	13	1,511
23	Travis Anglin	1999-02	137-250	10	1,459
24	James Earl Wright	1959-61	80-167	24	1,456
25	Russ Volmer	1960-63	107-240	7	1,454

YEAR-BY-YEAR PASSING LEADERS

YEAR	PLAYER	COMP	ATT	YARDS	TD	INT
1956	James Armstrong	18	49	338	3	10
1957	Jim Leonard	11	27	149	0	3
1958	Fred Hearn	-	-	174	-	-
1959	Nick Buoni	26	62	475	2	6
1960	James Earl Wright	40	82	797	13	6
1961	James Earl Wright	35	67	604	11	-
1962	Russell Vollmer	39	87	555	6	-
1963	Russell Vollmer	29	58	466	0	3
1964	Billy Fletcher	69	160	921	7	7
1965	Billy Fletcher	92	256	1,239	13	20
1966	Terry Padgett	26	73	348	2	7
1967	Terry Padgett	31	70	436	3	1
1968	Danny Pierce	56	137	925	3	7
1969	Danny Pierce	61	139	1,049	9	9
1970	Rick Strawbridge	39	80	557	1	7
1971	John Robinson	31	80	496	5	5
1972	Al Harvey	90	179	961	5	7
1973	Joe Bruner	61	118	785	4	6
1974	David Fowler	103	193	1,266	9	9
1975	Lloyd Patterson	30	72	371	0	7
1976	Lloyd Patterson	87	178	1,563	14	6
1977	Lloyd Patterson	73	169	1,336	9	8
1978	Lloyd Patterson	56	141	931	7	13
1979	Kevin Betts	64	154	884	6	10
1980	Darrell Martin	73	185	888	5	16
1981	Tom Smith	43	96	466	2	8
1982	Trell Hooper	112	201	1,194	5	10
1983	Danny Sparkman	105	216	1,390	11	11
1984	Danny Sparkman	81	174	1,315	7	10
1985	Danny Sparkman	142	272	1,606	9	11
1986	Tom Branner	41	84	412	2	2
1987	Tim Jones	54	95	709	5	7
1988	Rusty Trail	79	152	1,231	5	5
1989	Tim Jones	73	144	1,017	7	10
1990	Keith Benton	76	176	1,265	7	11
1991	Keith Benton	90	199	1,203	8	13
1992	Steve Matthews	175	286	2,084	18	12
1993	Steve Matthews	166	273	1,896	13	13
1994	Tony Scarpino	70	148	738	1	7
1995	Joe Borich	81	161	896	3	8
1996	Qadry Anderson	141	287	1,557	6	11
1997	Bernard Oden	170	316	2,249	12	9
1998	Neil Suber	61	124	930	5	4
1999	Travis Anglin	68	125	856	5	10
2000	Scott Scherer	85	154	857	4	6
2001	Danny Wimprine	102	196	1,329	14	4
2002	Danny Wimprine	235	435	2,820	23	18
2003	Danny Wimprine	246	440	3,174	22	13
2004	Danny Wimprine	225	398	2,892	22	14
2005	Maurice Avery	67	118	894	5	4
2006	Martin Hankins	226	377	2,550	18	13
2007	Martin Hankins	261	428	3,220	25	12
2008	Arkelon Hall	191	335	2,275	12	7
2009	Will Hudgens	236	143	1,544	7	6
2010	Ryan Williams	290	165	2,075	13	10
2011	Taylor Reed	169	295	1,690	10	4
2012	Jacob Karam	176	274	1,895	14	3
2013	Paxton Lynch	203	349	2,056	9	10
2014	Paxton Lynch	259	413	3,031	22	9
2015	Paxton Lynch	296	443	3,776	28	4
2016	Riley Ferguson	280	443	3,698	32	10
2017	Riley Ferguson	299	474	4,257	38	9
2018	Brady White	246	392	3,296	26	9
2019	Brady White	269	420	4,014	33	11
2020	Brady White	254	420	3,380	31	10

LONG PASS COMPLETIONS

RK	YDS	PLAYERS/OPPONENT	TD	YEAR	RK	YDS	PLAYERS/OPPONENT	TD	YEAR
1	94	Lloyd Patterson to Earnest Gray vs Houston	TD	1978	170	62	Brady White to Damonte Coxie at SMU		2018
2	93	Taylor Reed to Billy Foster vs Austin Peay	TD	2011	62	62	Brady White to Darrell Henderson vs Mercer	TD	2018
T3	92	Brady White to Tahj Washington at Cincinnati	TD	2020	62	62	Will Hudgens to Duke Calhoun vs UAB		2009
T3	92	Danny Wimprine to Tavarious Davis vs Ole Miss	TD	2003	170	62	Will Hudgens to Maurice Avery vs Chattanooga	TD	2005
T3	92	Stephen Galbraith to Damien Dodson vs Houston	TD	1998	174	61	Riley Ferguson to Damonte Coxie vs ECU	TD	2017
6	89	Riley Ferguson to Anthony Miller vs ECU	TD	2017	61	61	Paxton Lynch to Dorroland Dorceus at Houston	TD	2015
6	85	Tyler Bass to Duke Calhoun vs UT Martin	TD	2009	174	61	Tom Hornsey to Bobby McCain vs Marshall		2012
T8	84	Riley Ferguson to Anthony Miller vs Kansas	TD	2016	174	61	Tyler Bass to Duke Calhoun vs UCF	TD	2009
T8	84	Rusty Trail to Chris Martin vs Southern Miss	TD	1988	174	61	Keith Benton to John Bush vs Tennessee	TD	1991
T8	84	Danny Sparkman to Edwin Lovelady vs Arkansas State	TD	1984	174	61	Terry Padgett to Dale Brady vs Louisiana-Lafayette	TD	1967
11	83	Danny Sparkman to Derrick Crawford vs Arkansas St.	TD	1983	180	60	Riley Ferguson to Anthony Miller vs Bowling Green	TD	2016
T12	82	Paxton Lynch to Anthony Miller vs Cincinnati	TD	2015	781	60	Paxton Lynch to Daniel Montiel vs Navy		2015
T12	82	Martin Hankins to Ryan Scott vs UAB	TD	2006	181	60	Paxton Lynch to Sam Craft at Bowling Green	TD	2015
T12	82	Neil Suber to Ken Coutain vs Tennessee	TD	1999	181	60	Martin Hankins to Duke Calhoun vs Chattanooga		2006
T12	82	Neil Suber to Damien Dodson vs ECU	TD	1998	181	60	Danny Wimprine to Chris Kelley vs Bowling Green	TD	2004
T12	82	Qadry Anderson to Teofilo Riley vs Houston	TD	1996	181	60	Danny Sparkman to Jerry Harris vs Army	TD	1985
T12	82	James Earl Wright to H. Sterling vs Southern Miss	TD	1960	181	60	Tony Scarpino to Ryan Roskelly vs Tulsa		1994
17	81	Ryan Williams to Marcus Rucker vs Southern Miss	TD	2010	181	60	Lloyd Patterson to Ricky Rivas vs SMU	TD	1976
T19	80	Tyler Bass to Duke Calhoun vs Marshall	TD	2009	T88	59	Brady White to Calvin Austin III at Tulane	TD	2020
T19	80	Dave Thomas to Steven Black vs Arkansas State	TD	2007	188	59	Brady White to Damonte Coxie at Tulsa		2019
T19	80	Danny Wimprine to D. Williams vs Tennessee Tech	TD	2003	188	59	Riley Ferguson to Tony Pollard at Tulsa	TD	2017
T19	80	Steve Matthews to Russell Copeland vs ECU	TD	1992	188	59	Riley Ferguson to Anthony Miller vs Tulsa	TD	2016
23	79	Danny Sparkman to Jerry Harris vs Florida State	TD	1984	192	58	Brady White to Joey Magnifico at South Alabama		2019
24	76	Keith Benton to Russell Copeland vs UCF	TD	1990	192	58	Paxton Lynch to Tevin Jones at Tulsa	TD	2015
T25	75	Brady White to Patrick Taylor Jr. vs Mercer	TD	2018	192	58	M. Hankins to Maurice Jones vs Jacksonville State	TD	2007
T25	75	Brady White to Damonte Coxie at ECU	TD	2018	192	58	Danny Wimprine to Joseph Doss vs Louisville		2004
T25	75	Danny Sparkman to Billy Moody vs Virginia Tech	TD	1985	192	58	Billy Fletcher to Rich Coady vs Utah State		1965
T25	75	Danny Sparkman to Enis Jackson vs Mississippi State	TD	1984	197	57	Riley Ferguson to Anthony Miller vs USF	TD	2016
T29	73	Brady White to Antonio Gibson vs Navy	TD	2019	197	57	Bernard Oden to Boo Blevins vs Tulane	TD	1997
T29	73	Danny Wimprine to Antoine Harden vs Houston	TD	2001	197	57	Steve Matthews to Larry Porter vs Louisville	TD	1992
T29	73	Danny Sparkman to Smokey Jordan vs Virginia Tech		1983	197	57	Elgin Perkins to Charles Wilson vs Tulane		1987
T32	72	Danny Wimprine to Antoine Harden vs Southern Miss	TD	2002	197	57	Danny Sparkman to Smokey Jordan vs Southern Miss		1983
T32	72	Tim Jones to Ray Craft vs Mississippi State		1988	197	57	Lloyd Patterson to Earnest Gray vs Mississippi State	TD	1977
T32	72	Danny Sparkman to Jerry Harris vs Cincinnati	TD	1984					
T35	71	Brady White to Darrell Henderson at ECU	TD	2018					
T35	71	Danny Sparkman to Enis Jackson vs Tulane		1983					
T35	71	Nick Bouni to Don Coffey vs Abilene Christian		1959					
T38	70	Martin Hankins to Duke Calhoun vs UAB		2007					
T38	70	Martin Hankins to Duke Calhoun vs UAB		2007					
T38	70	Bernard Oden to Damien Dodson vs Michigan State	TD	1997					
T41	69	Danny Wimprine to Darren White vs Cincinnati	TD	2001					
T41	69	Keith Benton to John Bush vs Mississippi State	TD	1991					
T41	69	Carlton Henley to Jim "Red" Hoggett vs Southern Miss	TD	1952					
T44	68	Brady White to Kenneth Gainwell vs Tulane		2019					
T44	68	Riley Ferguson to Anthony Miller at UCF	TD	2017					
T44	68	Danny Wimprine to D. Williams vs Chattanooga	TD	2004					
T44	68	Danny Wimprine to Ryan Scott vs Southern Miss	TD	2004					
T44	68	Bernard Oden to Boo Blevins vs Mississippi State	TD	1995					
T49	67	Riley Ferguson to Phil Mayhue vs Houston	TD	2016					
T49	67	Danny Wimprine to Antoine Harden vs Army	TD	2001					
T49	67	Danny Sparkman to Punkin Williams vs Arkansas St.	TD	1984					
T49	67	Bernard Oden to Richie Floyd vs Michigan State		1997					
T49	67	Billy Fletcher to Bob Sherlag vs Wake Forest	TD	1965					
T54	66	Maurice Avery to Ryan Scott vs Houston	TD	2005					
T54	66	Steve Matthews to Isaac Bruce vs Tulsa	TD	1992					
T54	66	Andy Whitwell to Charles Wilson vs Southern Miss	TD	1987					
T57	65	Brady White to Calvin Austin III vs Temple	TD	2020					
T57	65	Brady White to Calvin Austin III vs USF	TD	2020					
T57	65	Brady White to Kedarian Jones vs Southern		2019					
T57	65	Martin Hankins to Duke Calhoun vs Southern Miss	TD	2007					
T57	65	Darron White to Chris Kelley vs Cincinnati	TD	2003					
T57	65	Bernard Oden to Richie Floyd vs Cincinnati		1997					
T57	65	Bernard Oden to Chris Powers vs Mississippi State	TD	1997					
T64	64	Ryan Williams to Billy Foster vs UCF		2010					
T64	64	Lloyd Patterson to Earnest Gray vs Southern Miss	TD	1977					
T64	64	Bubba Leonard to Eddie Gebara vs East Tennessee State	TD	1956					
T67	63	Riley Ferguson to Sean Dykes at UCF		2017					
T67	63	Jacob Karam to Marcus Rucker vs Middle Tennessee		2012					
T67	63	Danny Wimprine to Darren Garcia vs North Texas		2003					



RECEIVING RECORDS

INDIVIDUAL SINGLE GAME

MOST PASS RECEPTIONS

RK	REC	PLAYER VS OPPONENT	YEAR
T1	15	Anthony Miller at UConn	2017
T1	15	Anthony Miller vs Houston	2016
3	14	Anthony Miller at UCF	2017
4	13	Maurice Avery vs UAB	2003
T5	12	Anthony Miller vs Tulsa	2016
T5	12	Steven Black vs SMU	2007
T7	11	Anthony Miller vs Western Kentucky	2016
T7	11	Tannar Rehner vs Rice	2011
T7	11	Duke Calhoun vs Southern Miss	2009
T7	11	Carlos Singleton vs Marshall	2008
T11	10	Sean Dykes vs Arkansas State	2020
T11	10	Calvin Austin vs Stephen F. Austin	2020
T11	10	Damonte Coxie at ECU	2018
T11	10	Anthony Miller at Houston	2017
T11	10	Anthony Miller vs Navy	2017
T11	10	Anthony Miller vs USF	2016
T11	10	Anthony Miller at Ole Miss	2016
T11	10	Anthony Miller vs Ole Miss	2015
T11	10	Keiwone Malone vs MTSU	2012
T11	10	Marcus Rucker vs Middle Tennessee	2012
T11	10	Tannar Rehner vs Middle Tennessee	2011
T11	10	Duke Calhoun vs Ole Miss	2007
T11	10	Darron White vs Mississippi State	2003
T11	10	Richie Floyd vs Arkansas State	1997
T11	10	Isaac Bruce vs Southwestern La.	1993
T11	10	Mac Cody vs Mississippi State	1993
T11	10	Russell Copeland vs Mississippi State	1992
T11	10	Russell Copeland vs Tennessee	1992

MOST YARDS RECEIVING

RK	YDS	PLAYER VS OPPONENT	YEAR
1	250	Anthony Miller vs Tulsa	2016
2	224	Anthony Miller at UConn	2017
3	203	Kenneth Gainwell vs Tulane	2019
4	195	Anthony Miller at UCF	2017
5	186	Bob Sherlag vs Mississippi State	1965
6	185	Anthony Miller vs UCLA	2017
7	184	Calvin Austin vs Temple	2020
8	178	Anthony Miller at Houston	2017
9	177	Marcus Rucker vs Middle Tennessee	2012
10	176	Damonte Coxie at ECU	2018
T11	174	Duke Calhoun vs UT Martin	2009
T11	174	Ryan Roskelley vs Tulsa	1994
13	173	Calvin Austin vs Stephen F. Austin	2020
14	173	Maurice Jones vs Rice	2008
15	172	Richie Floyd vs Tulane	1996
16	165	Damonte Coxie vs Cincinnati	2019
17	163	Anthony Miller vs SMU	2017
18	162	Duke Calhoun vs UCF	2009
19	161	Sean Dykes at UCF	2017
20	160	Bill Robertson vs Arkansas State	1950
T21	159	Duke Calhoun vs UAB	2007
T21	159	Preston Riley vs Louisville	1968
23	158	Carlos Singleton vs Marshall	2008
24	156	Anthony Miller vs Cincinnati	2015
T25	155	Marcus Rucker vs Southern Miss	2010
T25	155	Richie Floyd vs Cincinnati	1997

AVG. GAIN/RECEPTION (MIN. 3 REC.)

RK	AVG	PLAYER VS OPPONENT	YEAR
1	53.6	Sean Dykes at UCF (3-161)	2017
2	40.5	Duke Calhoun vs UCF (4-162)	2009
3	39.8	Duke Calhoun vs UAB (4-159)	2007
4	38.8	Marcus Rucker vs USM(4-155)	2010

AVG. GAIN/RECEPTION (MIN. 3 REC.)

RK	AVG	PLAYER VS OPPONENT	YEAR
5	37.6	Tavarious Davis vs Ole Miss (3-113)	2003
6	36.3	Antoine Harden vs Army (3-109)	2001
7	34.3	Ryan Scott vs Akron (3-103)	2005
8	33.8	DeAngelo Williams vs TTU (4-135)	2003
9	33.0	Darrius Blevins vs Tulane (4-132)	1997
10	32.7	Tevin Jones at Bowling Green (3-98)	2015
11	32.0	Earnest Williams vs Tulane (3-96)	2007
12	31.8	Preston Riley vs Louisville (5-159)	1968
13	30.6	Calvin Austin III vs Temple (6-184)	2020
14	29.8	Duke Calhoun vs Rice (4-119)	2007
15	29.5	Billy Foster vs APSU (4-118)	2011
16	29.3	Maurice Jones vs Tulane (4-117)	2007
17	29.0	Ryan Roskelley vs Tulsa (6-174)	1994
18	28.3	Darron White vs ASU (3-85)	2004
19	28.2	Duke Calhoun vs Marshall (5-141)	2009
20	28.0	Robert Douglas vs ASU (3-84)	2004
21	27.7	Sam Craft vs UT Martin (3-83)	2013
22	27.3	Duke Calhoun vs UCT (4-109)	2006
23	27.3	Mose Frazier vs USF (3-82)	2014
T24	27.0	Damonte Coxie at South Alabama (3-81)	2019
T24	27.0	Keiwone Malone at Louisville (3-81)	2013
T24	27.0	Chris Kelley vs BGSU (4-108)	2004
27	26.3	Billy Foster vs UAB (3-79)	2011
T28	26.0	Roderick Proctor vs Cincinnati (3-78)	2015
T28	26.0	Darren Garcia vs North Texas (4-104)	2003
30	25.8	Duke Calhoun vs UTEP (5-129)	2006

MOST TOUCHDOWN RECEPTIONS

RK	TDS	PLAYER VS OPPONENT	YEAR
1	4	Anthony Miller at UConn	2017
T2	3	Anthony Miller at UCF	2017
T2	3	Anthony Miller vs Western Kentucky	2016
T2	3	Carlos Singleton vs SMU	2007
T2	3	Russell Copeland vs Tennessee	1992
T2	3	Stan Davis vs Ole Miss	1971
T2	3	Bob Sherlag vs Mississippi State	1965
T2	3	Don Coffey vs Tulsa	1961

LONGEST PASS RECEPTION

RK	YDS	PLAYER VS OPPONENT	YEAR
1	94	Earnest Gray vs Houston	1978
2	93	Billy Foster vs Austin Peay State	2011
T3	92	Tahj Washington at Cincinnati	2020
T3	92	Tavarious Davis vs Ole Miss	2003
T3	92	Damien Dodson vs Houston	1998
6	89	Anthony Miller vs ECU	2017
7	85	Duke Calhoun vs UT Martin	2009
T8	84	Anthony Miller vs Kansas	2016
T8	84	Chris Martin vs Southern Miss	1988
T8	84	Edwin Lovelady vs Arkansas State	1984
11	83	Derrick Crawford vs Arkansas State	1983
T12	82	Anthony Miller vs Cincinnati	2015
T12	82	Ryan Scott vs UAB	2006
T12	82	Ken Coutain vs Tennessee	1999
T12	82	Damien Dodson vs ECU	1998
T12	82	Teofilo Riley vs Houston	1996
T12	82	Harold Sterling vs Southern Miss	1960
18	81	Marcus Rucker vs Southern Miss	2010
T19	80	Duke Calhoun vs Marshall	2009
T19	80	Steven Black vs Arkansas State	2007
T19	80	DeAngelo Williams vs TTU	2003
T19	80	Russell Copeland vs ECU	1992
23	79	Jerry Harris vs Florida State	1984
24	76	Russell Copeland vs UCF	1990

RECEIVING RECORDS

MOST CONSECUTIVE GAMES WITH A RECEPTION

RK	GMS	PLAYER
1	49	Duke Calhoun
2	37	Phil Mayhue
3	36	Anthony Miller
4	35	Damonte Coxie
5	28	Carlos Singleton
6	27	Russell Copeland
7	26	Earnest Gray
8	24	Darron White
T9	22	Bunkie Perkins
T9	22	Isaac Bruce
T9	22	Ryan Roskelley
12	21	Richie Floyd
13	19	Damien Dodson
14	18	John Bush
T15	16	Ryan Scott
T15	16	Tannar Rehner
17	15	Wayne Pryor

INDIVIDUAL SINGLE SEASON

MOST PASS RECEPTIONS

RK	REC	PLAYER	YEAR
1	96	Anthony Miller	2017
2	95	Anthony Miller	2016
3	76	Damonte Coxie	2019
4	74	Isaac Bruce	1993
5	72	Damonte Coxie	2018
T6	70	Mose Frazier	2015
T6	70	Tannar Rehner	2011
8	68	Duke Calhoun	2009
9	63	Calvin Austin	2020
10	62	Duke Calhoun	2007
11	61	Russell Copeland	1992
12	55	Travis Anglin	2002
13	54	Tavares Gideon	2004
14	52	Carlos Singleton	2008
T15	51	Kenneth Gainwell	2019
T15	51	Phil Mayhue	2015
T15	51	Carlos Singleton	2007
18	50	Mac Cody	1993
19	49	Maurice Avery	2003
T20	47	Sean Dykes	2020
T20	47	Anthony Miller	2015
T20	47	Mose Frazier	2014
T20	47	Marcus Rucker	2012
T20	47	Ryan Scott	2006

MOST YARDS RECEIVING

RK	YDS	PLAYER	YEAR
1	1,462	Anthony Miller	2017
2	1,434	Anthony Miller	2016
3	1,276	Damonte Coxie	2019
4	1,174	Damonte Coxie	2018
5	1,054	Isaac Bruce	1993
6	1,053	Calvin Austin	2020
7	923	Duke Calhoun	2009
8	890	Duke Calhoun	2007
9	826	Earnest Gray	1977
10	797	Mose Frazier	2015
11	791	Carlos Singleton	2008
12	767	Carlos Singleton	2007
13	753	Damien Dodson	1998
14	744	Bobby Ward	1973
15	743	Tahj Washington	2020
16	742	Maurice Avery	2003
17	740	Travis Anglin	2002

MOST YARDS RECEIVING

RK	YDS	PLAYER	YEAR
18	736	Russell Copeland	1992
19	735	Antonio Gibson	2019
20	704	Marcus Rucker	2010
21	694	Anthony Miller	2015
22	690	Earnest Gray	1978
23	684	Russell Copeland	1990
24	681	Duke Calhoun	2006
25	677	Phil Mayhue	2016

AVERAGE GAIN PER RECEPTION

RK	AVG	PLAYER	YEAR
1	29.5	Earnest Gray	1977
2	25.3	Jerry Harris	1984
3	24.5	Sonny Parsons	1961
4	23.1	Preston Riley	1968
5	22.2	Enis Jackson	1983
6	21.7	Ray Craft	1988
7	20.7	Russell Copeland	1990
8	20.3	Ricky Rivas	1976

MOST TOUCHDOWN RECEPTIONS

RK	TDS	PLAYER	YEAR
1	18	Anthony Miller	2017
2	14	Anthony Miller	2016
3	12	Bill Robertson	1950
T4	11	Calvin Austin	2020
T4	11	Carlos Singleton	2007
T4	11	Tavares Gideon	2004
7	10	Isaac Bruce	1993
T8	9	Damonte Coxie	2019
T8	9	Earnest Gray	1978
T8	9	Bob Shergal	1965
T11	8	Antonio Gibson	2019
T11	8	Marcus Rucker	2010
T11	8	Maurice Avery	2003
T11	8	Tavares Gideon	2002

CAREER

MOST PASS RECEPTIONS

RK	REC	PLAYER	YEARS
1	238	Anthony Miller	2015-17
2	212	Duke Calhoun	2006-09
3	186	Damonte Coxie	2017-20
4	164	Carlos Singleton	2006-09
5	147	Damien Dodson	1996-99
6	143	Phil Mayhue	2014-17
7	137	Darron White	2001-04
8	135	Mose Frazier	2013-15
T9	126	Keiwone Malone	2011-14
T9	126	Marcus Rucker	2009-12
11	116	Russell Copeland	1989-92
12	114	Ryan Scott	2003-06
13	113	Isaac Bruce	1992-93
14	110	Richie Floyd	1996-98
T15	105	Earnest Williams	2005-08
T15	105	James Thompson	1972-74
17	104	Tony Pollard	2016-18
T18	97	Maurice Avery	2002-05
T18	97	Earnest Gray	1975-78
20	96	Tavares Gideon	2002, 2004

MOST RECEIVING YARDS

RK	YDS	PLAYER	YEARS
1	3,590	Anthony Miller	2015-17
2	2,981	Duke Calhoun	2006-09

MOST RECEIVING YARDS

RK	YDS	PLAYER	YEARS
3	2,978	Damonte Coxie	2017-20
4	2,365	Carlos Singleton	2006-09
5	2,123	Earnest Gray	1975-78
6	2,110	Phil Mayhue	2014-17
7	2,096	Damien Dodson	1996-99
8	1,753	Russell Copeland	1989-92
9	1,665	Marcus Rucker	2009-12
10	1,654	Richie Floyd	1995-98
11	1,649	Darron White	2001-04
12	1,599	Mose Frazier	2013-15
13	1,586	Isaac Bruce	1992-93
14	1,527	Ryan Scott	2003-06
15	1,497	Keiwone Malone	2011-14
16	1,392	Calvin Austin	2018-
16	1,373	Maurice Avery	2002-05
17	1,356	Maurice Jones	2005-08
18	1,292	Tony Pollard	2016-18
19	1,248	Keith Wright	1974-77

HIGHEST AVERAGE GAIN PER RECEPTION

RK	AVG	PLAYER	YEARS
1	21.9	Earnest Gray	1975-78
2	17.7	Derrick Crawford	1980-83
3	17.1	John Bowers	1979-82
4	17.0	Calvin Austin	2018-
T5	16.9	Tahj Washington	2019-20
T5	16.9	Keith Wright	1974-77
6	16.6	Enis Jackson	1982-85
7	16.0	Damonte Coxie	2017-20

MOST TOUCHDOWN RECEPTIONS

RK	TDS	PLAYER	YEARS
1	37	Anthony Miller	2015-17
2	22	Carlos Singleton	2006-09
3	20	Damonte Coxie	2017-20
T4	19	Duke Calhoun	2006-09
T4	19	Tavares Gideon	2002, 2004
6	17	Earnest Gray	1975-78
7	16	Bill Robertson	1947-50
8	15	Isaac Bruce	1992-93
T9	14	Alan Cross	2012-15
T9	14	Marcus Rucker	2009-12
T9	14	Earnest Williams	2005-08

100-YARD RECEIVING GAMES

ANTHONY MILLER (17)

YDS	OPPONENT	YEAR
250	vs Tulsa	2016
224	at UConn	2017
195	at UCF	2017
185	vs UCLA	2017
178	at Houston	2017
169	vs Houston	2016
163	vs SMU	2017
156	vs Cincinnati	2015
153	vs USF	2016
151	vs Western Kentucky	2016
144	vs ECU	2017
134	vs Navy	2016
132	vs Ole Miss	2016
132	vs Ole Miss	2015
106	at Tulsa	2015
103	vs Southeast Missouri	2016
102	vs SMU	2016

RECEIVING RECORDS

DAMONTE COXIE (11)

YDS	OPPONENT	YEAR
176	at ECU	2018
165	vs Cincinnati (AAC CG)	2019
145	vs Cincinnati	2019
143	vs SMU	2019
132	vs Penn State	2019
123	vs Georgia State	2018
113	vs South Alabama	2018
112	at Tulsa	2019
112	vs Southern	2019
111	at Missouri	2018
110	vs Tulsa	2018

DUKE CALHOUN (10)

YDS	OPPONENT	YEAR
174	vs UT Martin	2009
162	vs UCF	2009
159	vs UAB	2007
141	vs Marshall	2009
129	vs UTEP	2006
124	vs Southern Miss	2007
119	vs Rice	2007
109	vs Chattanooga	2006
107	vs ECU	2007
100	vs UCF	2006

CALVIN AUSTIN (6)

YDS	OPPONENT	YEAR
184	vs Temple	2020
173	vs Stephen F. Austin	2020
151	vs UCF	2020
121	at Cincinnati	2020
110	at Navy	2020
102	at USF	2020

EARNEST BRAY (6)

YDS	OPPONENT	YEAR
129	vs Utah State	1977
122	vs North Texas State	1978
119	vs Virginia Tech	1977
119	vs Southern Miss	1977
112	vs Mississippi State	1978
105	vs North Texas State	1977

RUSSELL COPELAND (5)

YDS	OPPONENT	YEAR
140	vs ECU	1992
139	vs Tennessee	1992
123	vs UCF	1990
113	vs Florida State	1989
111	vs Tulsa	1990

DAMIEN DODSON (5)

YDS	OPPONENT	YEAR
128	vs ECU	1998
127	vs Minnesota	1997
126	vs Mississippi State	1998
111	vs Houston	1998
101	vs Louisville	1997

CARLOS SINGLETON (5)

YDS	OPPONENT	YEAR
158	vs Marshall	2008
127	vs SMU	2007
123	vs UAB	2008
105	vs UTEP	2009
100	vs ECU	2007

ISAAC BRUCE (4)

YDS	OPPONENT	YEAR
147	vs ECU	1993
137	vs Tulsa	1992
112	vs Mississippi State	1993
108	vs Tulsa	1993

DERRICK CRAWFORD (3)

YDS	OPPONENT	YEAR
125	vs Tulane	1982
111	vs Arkansas State	1993
109	vs Mississippi State	1983

SEAN DYKES (3)

YDS	OPPONENT	YEAR
161	at UCF	2017
147	vs USF	2020
137	vs Arkansas State	2020

RICHEL FLOYD (3)

YDS	OPPONENT	YEAR
172	vs Tulane	1996
155	vs Cincinnati	1997
116	vs Arkansas State	1997

ANTOINE HARDEN (3)

YDS	OPPONENT	YEAR
119	vs Mississippi	2002
109	vs Army	2001
104	vs Tennessee	2001

PRESTON RILEY (3)

YDS	OPPONENT	YEAR
159	vs Louisville	1968
119	vs Florida State	1968
110	vs Wichita State	1968

RYAN SCOTT (3)

YDS	OPPONENT	YEAR
120	vs UAB	2006
104	vs UTEP	2005
103	vs Akron	2005

TAHJ WASHINGTON (3)

YDS	OPPONENT	YEAR
131	vs UCF	2020
105	vs FAU	2020
104	at Cincinnati	2020

DARRION WHITE (3)

YDS	OPPONENT	YEAR
123	vs Cincinnati	2001
102	vs Mississippi State	2003
101	vs UAB	2004

MAURICE AVERY (2)

YDS	OPPONENT	YEAR
125	vs UAB	2003
103	vs Southern Miss	2003

FRANK BLACKWELL (2)

YDS	OPPONENT	YEAR
130	vs Ole Miss	1969
107	vs Tennessee	1969

DARRIUS "BOO" BLEVINS (2)

YDS	OPPONENT	YEAR
132	vs Tulane	1997
126	vs Mississippi State	1995

MAC CODY (2)

YDS	OPPONENT	YEAR
112	vs Mississippi State	1993
110	vs ECU	1993

MOSE FRAZIER (2)

YDS	OPPONENT	YEAR
128	at Tulsa	2015
110	at Temple	2014

DARREN GARCIA (2)

YDS	OPPONENT	YEAR
109	vs North Texas	2003
104	vs Mississippi State	2003

ANTONIO GIBSON (2)

YDS	OPPONENT	YEAR
130	vs SMU	2019
105	vs Navy	2019

TAVARES GIDEON (2)

YDS	OPPONENT	YEAR
127	vs Mississippi State	2002
115	vs Louisville	2004

JERRY HARRIS (2)

YDS	OPPONENT	YEAR
112	vs Southwestern La.	1986
106	vs Cincinnati	1984

ENIS JACKSON (2)

YDS	OPPONENT	YEAR
110	vs Southern Miss	1983
103	vs Tulane	1983

MAURICE JONES (2)

YDS	OPPONENT	YEAR
173	vs Rice	2008
117	vs Tulane	2007

PHIL MAYHUE (2)

YDS	OPPONENT	YEAR
142	vs Houston	2016
107	vs Tulane	2015

RICKY RIVAS (2)

YDS	OPPONENT	YEAR
112	vs Tulsa	1976
101	vs Ole Miss	1976

MARCUS RUCKER (2)

YDS	OPPONENT	YEAR
155	vs Tulsa	2010
173	vs Middle Tennessee	2012

BOB SHERLAG (2)

YDS	OPPONENT	YEAR
189	vs Mississippi State	1965
130	vs Wake Forest	1965

BOBBY WARD (2)

YDS	OPPONENT	YEAR
105	vs Houston	1973
100	vs Tulsa	1973

CHARLES WILSON (2)

YDS	OPPONENT	YEAR
127	vs Tulane	1987
110	vs Tennessee	1988

RECEIVING RECORDS

TRAVIS ANGLIN (1)

YDS	OPPONENT	YEAR
150	vs Houston	2002

STEVEN BLACK (1)

YDS	OPPONENT	YEAR
112	vs SMU	2007

JOHN BUSH (1)

YDS	OPPONENT	YEAR
117	vs Mississippi State	1991

KEN COUTAIN (1)

YDS	OPPONENT	YEAR
116	vs Tennessee	1999

STAN DAVIS (1)

YDS	OPPONENT	YEAR
106	vs Ole Miss	1971

TAVARIUS DAVIS (1)

YDS	OPPONENT	YEAR
113	vs Ole Miss	2003

BILLY FOSTER (1)

YDS	OPPONENT	YEAR
118	vs Austin Peay State	2011

KENNETH GAINWELL (1)

YDS	OPPONENT	YEAR
203	vs Tulane	2019

JAVON IVORY (1)

YDS	OPPONENT	YEAR
126	vs FAU	2020

CHRIS KELLEY (1)

YDS	OPPONENT	YEAR
108	vs Bowling Green State	2004

CHRIS MARTIN (1)

YDS	OPPONENT	YEAR
118	vs Southern Miss	1988

DANIEL MONTIEL (1)

YDS	OPPONENT	YEAR
100	vs USF	2016

JERMAINE MCKENZIE (1)

YDS	OPPONENT	YEAR
109	vs Marshall	2010

TONY POLLARD (1)

YDS	OPPONENT	YEAR
116	vs Houston	2018

RUSSELL RICHARDS (1)

YDS	OPPONENT	YEAR
102	vs Ole Miss	1979

RYAN ROSKELLY (1)

YDS	OPPONENT	YEAR
174	vs Tulsa	1994

DEANGELO WILLIAMS (1)

YDS	OPPONENT	YEAR
135	vs Tennessee Tech	2003

YEAR-BY-YEAR RECEIVERS

YEAR	PLAYER	NO.	YDS	TDs
1956	Jerry Christopher	13	174	0
1957	John Ruth	5	93	0
1959	Don Coffey	8	192	2
1960	Don Coffey	10	188	1
1961	Don Coffey	18	312	5
1962	John Griffin	14	220	3
1963	Bob Sherlag	8	183	0
1964	Billy Ray Farmer	19	222	0
1965	Bob Sherlag	46	673	9
1966	Dale Brady	11	176	3
1967	Rich Coady	18	260	1
1968	Preston Riley	21	484	2
1969	Frank Blackwell	31	591	5
1970	Bill Wright	17	206	3
1971	Stan Davis	34	509	5
1972	Stan Davis	39	476	2
1973	Bobby Ward	43	744	7
1974	James Thompson	40	395	5
1975	Ricky Rivas	18	224	0
1976	Ricky Rivas	26	529	6
	Earnest Gray	29	529	2
1977	Earnest Gray	28	826	6
1978	Earnest Gray	35	690	9
1979	Tony Hunt	15	234	1
1980	Jerry Knowlton	27	470	4
1981	Jerry Knowlton	18	244	0
1982	Derrick Crawford	32	523	2
1983	Derrick Crawford	31	594	3
1984	Edwin Lovelady	19	345	2
1985	Jerry Harris	30	519	4
1986	Jerry Harris	29	338	1
1987	Charles Wilson	20	393	2
1988	Charles Wilson	33	554	2
1989	Russell Copeland	22	333	1
1990	Russell Jones	33	684	4
1991	John Bush	25	420	3
1992	Russell Copeland	61	736	7
1993	Isaac Bruce	74	1,054	10
1994	Ryan Roskelly	44	602	3
1995	Ryan Roskelly	34	361	0
1996	Richie Floyd	43	600	1
1997	Richie Floyd	38	617	1
1998	Damien Dodson	42	753	2
1999	Damien Dodson	39	507	4
2000	Bunkie Perkins	33	314	0
2001	Antoine Harden	31	589	4
2002	Travis Anglin	55	740	5
2003	Maurice Avery	49	742	8
2004	Tavares Gideon	54	665	11
2005	Ryan Scott	37	577	3
2006	Duke Calhoun	42	681	6
2007	Duke Calhoun	62	890	5
2008	Carlos Singleton	52	791	5
2009	Duke Calhoun	68	923	5
2010	Marcus Rucker	41	704	8
2011	Tannar Rehner	70	593	4
2012	Marcus Rucker	47	525	3
2013	Joe Craig	37	338	0
2014	Mose Frazier	47	506	3
2015	Mose Frazier	70	797	4
2016	Anthony Miller	95	1,434	14
2017	Anthony Miller	96	1,462	18
2018	Damonte Coxie	72	1,174	7
2019	Damonte Coxie	76	1,276	9
2020	Calvin Austin	63	1,053	11

CAREER PASS RECEIVING LEADERS

Rk	POS.	NAME	YEARS	RECEPTIONS	TDs	YARDS
1	wr	Anthony Miller	2015-17	238	37	3,590
2	wr	Duke Calhoun	2006-09	212	19	2,981
3	wr	Damonte Coxie	2017-20	186	20	2,978
4	wr	Carlos Singleton	2006-09	164	22	2,365
5	wr	Earnest Gray	1975-78	97	17	2,123
6	wr	Phil Mayhue	2014-17	143	10	2,110
7	fl	Damien Dodson	1996-99	147	12	2,096
8	wr	Russell Copeland	1989-92	116	12	1,753
9	wr	Marcus Rucker	2009-12	126	14	1,665
10	wr	Richie Floyd	1995-98	110	4	1,654
11	wr	Darron White	2001-04	137	11	1,649
12	wr	Mose Frazier	2013-15	135	8	1,599
13	wr	Isaac Bruce	1992-93	113	15	1,586
14	wr	Ryan Scott	2003-06	114	9	1,527
15	wr	Keiwone Malone	2011-14	126	9	1,497
16	wr	Calvin Austin	2018-	82	14	1,392
17	wr	Maurice Avery	2002-05	97	11	1,373
18	wr	Maurice Jones	2005-08	95	7	1,356
19	rb	Tony Pollard	2016-18	104	9	1,292
20	fl	Keith Wright	1974-77	74	11	1,248
21	wr	Tevin Jones	2011-15	90	9	1,215
22	wr	Antoine Harden	2000-02	68	9	1,197
23	fl	Jerry Harris	1983-86	72	7	1,186
24	wr	James Thompson	1971-73	105	7	1,183
25	wr	Tavares Gideon	2002,2004	96	19	1,131
26	wr	Derrick Crawford	1981-83	63	5	1,117
27	wr	Stan Davis	1969-72	79	9	1,105
28	te	Joey Magnifico	2016-19	71	12	1,063
29	wr	Earnest Williams	2005-08	105	14	1,061
30	fl	Bobby Ward	1973-74	71	7	1,056

TOTAL OFFENSE RECORDS

INDIVIDUAL SINGLE GAME

MOST OFFENSIVE PLAYS (MIN. 50)

RK	NO.	PLAYER VS OPPONENT	YEAR
1	68	Martin Hankins vs ECU	2007
T2	66	Arkelon Hall vs Louisville	2008
T2	66	Danny Wimprine vs USF	2002
T4	63	Martin Hankins vs Ole Miss	2007
T4	63	Danny Wimprine vs Mississippi State	2003
T6	62	Brady White vs Penn State	2019
T6	62	Martin Hankins vs SMU	2007
8	61	Paxton Lynch vs Ole Miss	2015
T9	60	Arkelon Hall vs Marshall	2008
T9	60	Bernard Oden vs Minnesota	1997
11	59	Paxton Lynch vs BYU	2014
12	58	Brady White vs UCF	2020
13	57	Riley Ferguson at Houston	2017
14	56	Riley Ferguson vs Western Kentucky	2016
15	55	Brady White vs USF	
T16	54	Qadry Anderson vs Louisville	1996
T16	54	Billy Fletcher vs Wake Forest	1965
18	53	Danny Wimprine vs USF	2003
T19	52	Paxton Lynch vs Houston	2014
T19	52	Danny Wimprine vs Louisville	2004
T19	52	Steve Matthews vs Louisville	1993
T22	51	6x last Riley Ferguson at UCF	2017

MOST TOTAL OFFENSE (MIN. 350)

RK	YOS	PLAYER VS OPPONENT	YEAR
1	516	Brady White vs UCF	2020
2	466	Riley Ferguson at UCF	2017
3	465	Riley Ferguson at Houston	2017
4	464	Paxton Lynch vs Cincinnati	2015
5	453	Paxton Lynch at Tulsa	2015
6	451	Brady White vs USF	2020
7	431	Brady White vs Penn State	2019
8	420	Riley Ferguson at UConn	2017
9	414	Riley Ferguson vs Houston	2016
10	409	Arkelon Hall vs Rice	2008
11	405	Martin Hankins vs ECU	2007
12	403	Paxton Lynch at Bowling Green	2015
T13	394	Riley Ferguson vs UCLA	2017
T13	394	Paxton Lynch vs Ole Miss	2015
15	390	Martin Hankins vs Southern Miss	2007
T16	386	Paxton Lynch vs Tulane	2015
T16	386	Danny Wimprine vs Louisville	2004
T18	383	Danny Wimprine vs Arkansas State	2004
T18	383	Danny Wimprine vs Mississippi State	2003
20	378	Brady White vs Mercer	2018
21	376	Danny Wimprine vs Ole Miss	2003
22	375	Rusty Trail vs Southern Miss	1988
23	373	Tyler Bass vs UT Martin	2009
T24	372	Riley Ferguson vs USF	2016
T24	372	Arkelon Hall vs Louisville	2008

AVG. GAIN/PLAY (MIN. 25 PLAYS)

RK	AVG	PLAYER VS OPPONENT	YEAR
1	12.5	Riley Ferguson vs Houston	2016
2	12.3	Riley Ferguson at UCF	2017
3	12.1	Brady White vs Mercer	2018
4	12.0	Riley Ferguson at UConn	2017
5	11.7	Paxton Lynch vs Tulane	2015
6	11.5	Danny Sparkman vs Cincinnati	1984
7	11.3	Riley Ferguson vs USF	2016
8	10.9	Brady White vs Tulane	2019
9	10.8	Martin Hankins vs UAB	2007
T10	10.7	Brady White at ECU	2018
T10	10.7	Danny Wimprine vs Ole Miss	2003
12	10.6	Taylor Reed vs Austin Peay State	2011

AVG. GAIN/PLAY (MIN. 25 PLAYS)

RK	AVG	PLAYER VS OPPONENT	YEAR
13	10.4	Paxton Lynch at SMU	2014
14	10.2	Steve Matthews vs ECU	1992

INDIVIDUAL SINGLE SEASON

YEAR-BY-YEAR TOTAL OFFENSE LEADERS

YEAR	NAME	PLAYS	RUSH	PASS	TOTAL
1960	Nick Bouni	144	272	475	747
1961	James Earl Wright	105	235	604	839
1962	Russell Vollmer	162	289	555	844
1963	Dave Casinelli	219	1,016	0	1,016
1964	Billy Fletcher	252	367	921	1,288
1965	Billy Fletcher	365	556	1,239	1,795
1966	Terry Padgett	215	539	348	887
1967	Ricky Thurow	138	394	349	743
1968	Danny Pierce	239	202	925	1,127
1969	Danny Pierce	249	328	1,049	1,377
1970	Joe Lynch	156	441	375	816
1971	Al Harvey	149	221	444	665
1972	Al Harvey	322	305	961	1,266
1973	Joe Bruner	167	56	785	841
1974	David Fowler	309	167	1,266	1,433
1975	Terrell Middleton	138	586	0	586
1976	Lloyd Patterson	313	103	1,563	1,666
1977	Lloyd Patterson	260	138	1,336	1,474
1978	Lloyd Patterson	246	-42	931	889
1979	Kevin Betts	258	200	884	1,084
1980	Darrell Martin	294	-11	888	877
1981	Tony Wiley	123	497	0	497
1982	Trell Hooper	306	249	1,194	1,443
1983	Danny Sparkman	287	29	1,390	1,419
1984	Danny Sparkman	225	-12	1,315	1,303
1985	Danny Sparkman	342	37	1,606	1,643
1986	Wayne Pryor	129	501	-	501
1987	Tim Jones	182	269	709	978
1988	Rusty Trail	204	179	1,231	1,410
1989	Tim Jones	244	271	1,017	1,288
1990	Keith Benton	324	612	1,265	1,877
1991	Keith Benton	315	329	1,203	1,532
1992	Steve Matthews	320	-213	2,084	1,871
1993	Steve Matthews	311	-176	1,896	1,720
1994	Tony Scarpino	170	-50	738	688
1995	Joe Borich	198	-15	896	881
1996	Qadry Anderson	416	121	1,557	1,678
1997	Bernard Oden	445	81	2,249	2,330
1998	Gerard Arnold	208	1,059	0	1,059
1999	Travis Anglin	182	123	856	979
2000	Scott Scherer	216	-56	857	801
2001	Danny Wimprine	280	270	1,329	1,599
2002	Danny Wimprine	533	40	2,820	2,860
2003	Danny Wimprine	480	-3	3,174	3,171
2004	Danny Wimprine	455	112	2,892	3,004
2005	DeAngelo Williams	311	1,964	0	1,964
2006	Martin Hankins	410	-12	2,550	2,538
2007	Martin Hankins	463	-1	3,220	3,219
2008	Arkelon Hall	411	200	2,275	2,475
2009	Will Hudgens	252	-58	1,544	1,486
2010	Ryan Williams	338	-174	2,075	1,901
2011	Taylor Reed	364	77	1,690	1,767
2012	Jacob Karam	375	221	1,895	2,116
2013	Paxton Lynch	437	127	2,056	2,183
2014	Paxton Lynch	526	321	3,031	3,352
2015	Paxton Lynch	533	239	3,776	4,015
2016	Riley Ferguson	514	-70	3,698	3,628
2017	Riley Ferguson	528	22	4,257	4,279
2018	Brady White	445	-43	3,296	3,253
2019	Brady White	481	-71	4,014	3,943
2020	Brady White	484	88	3,380	3,468

TOTAL OFFENSE RECORDS

MOST OFFENSIVE PLAYS (MIN. 300)

RK	NO.	PLAYER	YEAR
1	533	Danny Wimprine	2002
2	530	Paxton Lynch	2015
3	528	Riley Ferguson	2017
4	526	Paxton Lynch	2014
5	514	Riley Ferguson	2016
6	484	Brady White	2020
7	481	Brady White	2019
8	480	Danny Wimprine	2003
9	463	Martin Hankins	2007
10	455	Danny Wimprine	2004
T11	445	Brady White	2018
T11	445	Bernard Oden	1997
13	437	Paxton Lynch	2013
14	416	Qadry Anderson	1996
15	411	Arkelon Hall	2008

MOST TOTAL OFFENSE

RK	YDS	PLAYER	YEAR
1	4,279	Riley Ferguson	2017
2	4,015	Paxton Lynch	2015
3	3,943	Brady White	2019
4	3,628	Riley Ferguson	2016
5	3,468	Brady White	2020
6	3,352	Paxton Lynch	2014
7	3,253	Brady White	2018
8	3,219	Martin Hankins	2007
9	3,171	Danny Wimprine	2003
10	3,004	Danny Wimprine	2004
11	2,860	Danny Wimprine	2002
12	2,538	Martin Hankins	2006
13	2,475	Arkelon Hall	2008
14	2,330	Bernard Oden	1997
15	2,183	Paxton Lynch	2013
16	2,116	Jacob Karam	2012

AVG. GAIN/PLAY

RK	AVG	PLAYER	YEAR
T1	8.9	Darrell Henderson	2017
T1	8.9	Darrell Henderson	2018
3	8.2	Brady White	2019
4	8.1	Riley Ferguson	2017
5	7.5	Paxton Lynch	2015
6	7.3	Brady White	2018
7	7.2	Brady White	2020
8	7.1	Riley Ferguson	2016
T9	6.9	Martin Hankins	2007
T9	6.9	Tyler Bass	2009
T9	6.9	Rusty Trail	1988
T12	6.6	Danny Wimprine	2004
T12	6.6	Danny Wimprine	2003
14	6.4	Paxton Lynch	2014
T15	6.3	Kenneth Gainwell	2019
T15	6.3	Curtis Steele	2009
T17	6.2	Martin Hankins	2006
T17	6.2	DeAngelo Williams	2005
T17	6.2	DeAngelo Williams	2004
T20	6.0	Arkelon Hall	2008
T20	6.0	Ricky Thurow	1968
22	5.9	Will Hudgens	2009
T23	5.8	Maurice Avery	2005
T23	5.8	Neil Suber	1998
T23	5.8	Keith Benton	1990
T23	5.8	Steve Matthews	1992
T23	5.8	Danny Sparkman	1984

CAREER

MOST OFFENSIVE PLAYS

RK	NO.	PLAYER	YEARS
1	1,748	Danny Wimprine	2001-04
2	1,496	Paxton Lynch	2013-15
3	1,410	Brady White	2018-20
4	1,042	Riley Ferguson	2016-17
5	971	DeAngelo Williams	2002-05
6	965	Lloyd Patterson	1975-78
7	873	Martin Hankins	2006-07
8	854	Danny Sparkman	1983-85
9	737	Tim Jones	1986-89
10	679	Billy Fletcher	1963-65
11	639	Keith Benton	1990-91
12	631	Steve Matthews	1992-93
T13	569	Bernard Oden	1995-97
T13	569	David Fowler	1972-74
15	559	Qadry Anderson	1995-96

MOST TOTAL OFFENSE

RK	YDS	PLAYER	YEARS
1	10,664	Brady White	2018-20
2	10,634	Danny Wimprine	2001-04
3	9,550	Paxton Lynch	2013-15
4	7,907	Riley Ferguson	2016-17
5	6,026	DeAngelo Williams	2002-05
6	5,757	Martin Hankins	2006-07
7	4,568	Lloyd Patterson	1975-78
8	4,365	Danny Sparkman	1983-85
9	3,591	Steve Matthews	1992-93
10	3,549	Darrell Henderson	2016-18
11	3,502	Tim Jones	1986-89
12	3,458	Billy Fletcher	1963-65
13	3,409	Keith Benton	1990-91
14	2,810	Arkelon Hall	2008-09
15	2,805	Bernard Oden	1995-97
16	2,746	Will Hudgens	2005-09
17	2,668	David Fowler	1972-74
18	2,636	Dave Casinelli	1960-63
19	2,568	Neil Suber	1998-2001

AVG. GAIN/PLAY

RK	YDS	PLAYER	YEARS
1	8.2	Darrell Henderson	2016-18
T2	7.6	Brady White	2018-20
T3	7.6	Riley Ferguson	2016-17
4	6.7	Tony Pollard	2016-18
T5	6.6	Kenneth Gainwell	2018-19
T5	6.6	Martin Hankins	2006-07
7	6.4	Paxton Lynch	2013-15
8	6.2	DeAngelo Williams	2002-05
9	6.1	Danny Wimprine	2001-04
10	5.9	Curtis Steele	2008-09
T11	5.7	Steve Matthews	1992-93
T11	5.7	Rusty Trail	1987-89
13	5.5	Arkelon Hall	2008-09
T14	5.4	Patrick Taylor Jr.	2016-19
T14	5.4	Will Hudgens	2005-09
T14	5.4	Ricky Thurow	1967-69
T14	5.4	Russell Vollmer	1961-63

TEAM SINGLE GAME

MOST OFFENSIVE PLAYS

RK	NO.	OPPONENT	YEAR
1	108	vs SMU	2007
2	100	at UConn	2017
3	97	vs BYU	2014
T4	96	at Tulsa	2015
T4	96	vs Ole Miss	2007
6	95	vs UCF	2020
T7	94	vs Ole Miss	2015
T7	94	at Cincinnati	2014
T9	92	vs Houston	2018
T9	92	vs Murray State	1985
T11	91	vs Ole Miss	1983
T11	91	vs Southwestern Louisiana	1983
13	90	at Bowling Green	2015
T14	89	at USF	2019
T14	89	vs ECU	2007
T14	89	vs Rice	2007
T14	89	vs Mississippi State	2003
T14	89	vs USF	2003
T14	89	vs Louisville	1968
T14	89	vs North Texas State	1971
T14	89	at UCF	2017
22	88	vs Arkansas State	2004
T23	87	vs Mississippi State	2011
T23	87	vs Ole Miss	2004

FEWEST OFFENSIVE PLAYS

RK	NO.	OPPONENT	YEAR
1	30	vs Ole Miss	1964

MOST TOTAL YARDS

RK	YDS	OPPONENT	YEAR
1	753	at UCF	2017
2	752	vs Mercer	2018
3	711	at UConn	2017
4	704	at Tulsa	2015
5	703	vs UCF	2020
6	679	vs Georgia State	2018
7	664	vs SMU	2017
8	659	vs Louisville	1969
9	651	at Kansas	2015
10	639	at ECU	2018
11	635	vs Bowling Green	2016
12	634	vs UConn	2018
13	630	vs Cincinnati	1984
T14	610	vs Houston	2018
T14	610	at Cincinnati	2014
16	608	vs USF	2016
17	603	vs Louisville	2004
18	597	vs Wichita State	1970
19	592	vs Chattanooga	2005
20	583	at UCF	2018
21	582	at SMU	2014
22	581	vs Tulane	2015
23	575	vs Southern	2019
24	574	vs Stephen F. Austin	2020
25	571	vs Rice	2007

FEWEST TOTAL YARDS

RK	YDS	OPPONENT	YEAR
1	47	vs Ole Miss	1964

TOTAL OFFENSE RECORDS

TEAM SINGLE SEASON

MOST OFFENSIVE PLAYS

RK	NO.	YEAR
T1	1,028	2018, 2015
3	1,017	2007
4	1,012	2014
5	1,000	2003
6	992	2019
7	977	2008
8	964	2016
9	941	2017
10	903	2004
11	859	1972
12	842	2002
13	841	2009
14	836	2005
15	819	2020

FEWEST OFFENSIVE PLAYS

RK	NO.	YEAR
1	526	1964

MOST TOTAL YARDS

RK	YDS	YEAR
1	7,324	2018
2	6,917	2017

MOST TOTAL YARDS

RK	YDS	YEAR
3	6,791	2019
4	6,330	2015
5	6,028	2016
6	5,779	2003
7	5,767	2007
8	5,552	2014
9	5,524	2004
10	5,424	2008
11	4,984	2020
12	4,775	2005
13	4,477	2009
14	4,258	2002
15	4,124	1969
16	4,035	2006
17	3,820	2012
18	3,800	1988
19	3,790	1976
20	3,784	1992

FEWEST TOTAL YARDS

RK	YDS	YEAR
1	2,215	1966

CAREER TOTAL OFFENSE LEADERS

RK	POS.	PLAYER	YEARS	YARDS
1	QB	Brady White	2018-20	10,664
2	QB	Danny Wimprine	2001-04	10,634
3	QB	Paxton Lynch	2013-15	9,550
4	QB	Riley Ferguson	2016-17	7,907
5	RB	DeAngelo Williams	2002-05	6,026
6	QB	Martin Hankins	2006-07	5,757
7	QB	Lloyd Patterson	1975-78	4,568
8	QB	Danny Sparkman	1983-85	4,365
9	QB	Steve Matthews	1992-93	3,591
10	RB	Darrell Henderson	2016-18	3,549
11	QB	Tim Jones	1986-89	3,502
12	QB	Billy Fletcher	1963-65	3,458
13	QB	Keith Benton	1990-91	3,409
14	RB	Patrick Taylor Jr.	2016-19	2,884
15	QB	Arkelon Hall	2008-09	2,810
16	QB	Bernard Oden	1995-97	2,805
17	QB	Will Hudgens	2005-09	2,746
18	QB	David Fowler	1972-74	2,668
19	FB	Dave Casinelli	1960-63	2,636
20	QB	Neil Suber	1998-01	2,568

ALL-PURPOSE RECORDS

INDIVIDUAL SINGLE GAME ALL-PURPOSE YARDS

RK	PLAYER VS OPPONENT	YARDS	RUSH	REC	PR	KR	YEAR
1	Antonio Gibson vs SMU	386	97	130	0	159	2019
2	Ryan Roskelley vs Tulsa	368	0	174	194	0	1994
3	Tony Pollard vs Wake Forest	318	109	0	0	209	2018
4	Kenneth Gainwell vs Tulane	307	104	203	0	0	2019
5	DeAngelo Williams vs Tulane	305	195	41	0	69	2003
6	Calvin Austin vs Stephen F. Austin	290	0	173	117	9	2020
7	DeAngelo Williams vs Houston	281	262	19	0	0	2004
8	Darrell Henderson vs SMU	278	147	15	0	116	2017
9	Larry Porter vs Arkansas State	275	206	-1	0	70	1990
T10	Darrell Henderson at Navy	273	212	18	0	43	2018
T10	DeAngelo Williams vs USF	273	263	10	0	0	2004
12	Xavier Crawford vs Missouri	262	46	53	0	163	1991
13	Paul Gowen vs Tulsa	260	260	0	0	0	1969
14	Curtis Steele vs Tulsa	257	232	25	0	0	2009
T15	Kenneth Gainwell at UL Monroe	251	209	42	0	0	2019
T15	DeAngelo Williams vs Chattanooga	251	136	87	0	28	2004
T17	Anthony Miller vs Tulsa	250	0	250	0	0	2016
T17	Curtis Steele vs UTEP	250	240	10	0	0	2009
19	Darrell Henderson vs South Alabama	249	188	34	0	27	2018
20	Darrell Henderson vs Georgia State	243	233	10	0	0	2018
21	DeAngelo Williams vs ECU	240	226	14	0	0	2005
T22	DeAngelo Williams vs UTEP	239	236	3	0	0	2005
T22	DeAngelo Williams vs Ole Miss	239	135	31	0	73	2003
T24	Curtis Steele vs Southern Miss	237	178	59	0	0	2008
T24	Eddie Hill vs Cincinnati	237	188	0	0	49	1978
T24	John Martin vs ECU	237	166	16	0	55	1992
T27	Tony Pollard vs Houston	236	83	116	0	37	2018
T27	DeAngelo Williams vs Akron	236	238	-2	0	0	2005
29	Antonio Gibson vs Cincinnati	234	130	32	0	72	2019
T30	DeAngelo Williams vs ECU	226	225	1	0	0	2004
T30	Anthony Miller vs UCF	226	0	195	0	31	2017
32	Eddie Hill vs Wichita State	225	107	0	11	107	1978
T33	Anthony Miller at UConn	224	0	224	0	0	2017
T33	DeAngelo Williams vs Tulsa	224	223	1	0	0	2005
35	Russell Copeland vs Florida State	221	0	113	0	108	1989

CAREER ALL-PURPOSE YARDS LEADERS

RK	PLAYER	YEARS	YARDS
1	DeAngelo Williams	2002-05	7,573
2	Tony Pollard	2016-18	4,860
3	Darrell Henderson	2016-18	4,790
4	Anthony Miller	2015-17	4,010
5	Patrick Taylor Jr.	2016-19	3,322
6	Joseph Doss	2004-07	3,302
7	Keith Wright	1974-77	3,099
8	Duke Calhoun	2006-09	3,012
9	Damonte Coxie	2017-20	2,983
10	Damien Dodson	1996-99	2,914
11	Curtis Steele	2008-09	2,822
12	Larry Porter	1990-93	2,821
13	Paul Gowen	1969-71	2,736
14	Dornell Harris	1971-73	2,680
15	Brandon Hayes	2012-14	2,670
16	Jerry Harris	1983-86	2,663
17	Wayne Pryor	1986-89	2,551
18	Gerard Arnold	1997-99	2,521
19	Terrell Middleton	1974-76	2,470
20	Stan Davis	1969-72	2,460
21	Doroland Dorceus	2013-17	2,445
22	Michael Grandberry	2005-08	2,401

ALL-PURPOSE RECORDS

INDIVIDUAL SINGLE SEASON ALL-PURPOSE YARDS

RK	YDS	PLAYER	YEAR
1	2,328	Darrell Henderson	2018
2	2,230	DeAngelo Williams	2004
3	2,113	DeAngelo Williams	2003
4	2,075	DeAngelo Williams	2005
5	2,069	Kenneth Gainwell	2019
6	1,749	Antonio Gibson	2019
7	1,677	Tony Pollard	2018
8	1,649	Tony Pollard	2017
9	1,630	Darrell Henderson	2017
10	1,600	Anthony Miller	2016
11	1,534	Tony Pollard	2016
12	1,529	Anthony Miller	2017
13	1,460	Curtis Steele	2008
14	1,362	Curtis Steele	2009
15	1,323	Patrick Taylor Jr.	2018
16	1,303	Charles Wilson	1988
17	1,286	Michael Grandberry	2007
18	1,281	Bobby Ward	1973
19	1,278	Damonte Coxie	2019
21	1,255	Calvin Austin	2020
20	1,181	Keith Wright	1977
21	1,177	Damonte Coxie	2018
22	1,173	Eddie Hill	1978
23	1,161	Mac Cody	1993
24	1,159	Antoine Harden	2002
25	1,155	DeAngelo Williams	2002
26	1,145	Russell Copeland	1992
27	1,133	Antoine Harden	2001
28	1,125	Dornell Harris	1972
T29	1,118	Ryan Roskelly	1994
T29	1,118	Paul Gowen	1970
31	1,115	Joseph Doss	2006
32	1,099	Joe Craig	2013
33	1,089	Gerard Arnold	1998
34	1,078	Brandon Hayes	2014

YEAR-BY-YEAR ALL-PURPOSE LEADERS

YEAR	NAME	RUSH	REC	PR	KR	YARDS
1956	Andy Nelson	348	145	189	183	865
1957	Laverne Steedley	129	13	0	39	181
1959	Nick Bouni	137	0	73	166	376
1960	Nick Bouni	272	0	76	159	507
1961	Dave Casinelli	646	83	0	0	729
1962	Dave Casinelli	826	40	0	15	881
1963	Dave Casinelli	1,016	37	0	0	1,053
1964	Billy Fletcher	367	0	0	389	756
1965	Bob Sherlag	0	673	36	0	709
1966	Bob Baxter	64	10	142	449	665
1967	Nick Pappas	245	-3	34	527	803
1968	Jay McCoy	454	144	0	215	813
1969	Paul Gowen	715	23	0	126	864
1970	Paul Gowen	868	132	25	93	1,118
1971	Dornell Harris	379	111	0	294	784
1972	Dornell Harris	698	23	124	115	960
1973	Bobby Ward	9	744	124	404	1,281
1974	Bobby Ward	24	312	9	218	563
1975	Terrell Middleton	586	18	0	231	835
1976	Terrell Middleton	919	36	0	114	1,069
1977	Keith Wright	7	628	201	345	1,181
1978	Eddie Hill	739	52	15	367	1,173
1979	Leo Cage	599	47	0	0	646
1980	Richard Williams	438	82	0	221	741
1981	Tony Wiley	497	57	0	93	647
1982	Derrick Crawford	2	523	0	157	682
1983	Derrick Crawford	5	594	59	247	905
1984	Jerry Harris	0	329	129	446	904
1985	Jerry Harris	-14	519	180	369	1,054
1986	Sammy Seals	14	137	8	523	674
1987	William Arnold	0	3	0	555	558
1988	Charles Wilson	14	554	0	735	1,303
1989	Marvin Cox	844	56	0	0	900
1990	Russell Copeland	0	684	0	19	703
1991	Russell Jones	112	404	0	259	775
1992	Russell Copeland	9	736	351	49	1,145
1993	Mac Cody	46	606	80	429	1,161
1994	Ryan Roskelly	-2	602	468	50	1,118
1995	Ryan Roskelly	9	361	252	28	650
1996	Teofilo Riley	572	157	0	0	729
1997	Damien Dodson	18	605	218	0	841
1998	Gerard Arnold	1,059	30	0	0	10,89
1999	Gerard Arnold	706	49	0	0	755
2000	Ryan Johnson	0	251	389	219	859
2001	Antoine Harden	11	589	0	533	1,133
2002	Antoine Harden	0	608	47	504	1,159
2003	DeAngelo Williams	1,430	384	0	299	2,113
2004	DeAngelo Williams	1,948	210	0	72	2,230
2005	DeAngelo Williams	1,964	78	0	33	2,075
2006	Joseph Doss	910	205	0	0	1,115
2007	Michael Grandberry	0	0	0	1,286	1,286
2008	Curtis Steele	1,223	187	0	50	1,460
2009	Curtis Steele	1,239	123	0	0	1,362
2010	Greg Ray	676	173	0	24	873
2011	Billy Foster	479	299	0	83	861
2012	Bobby McCain	0	61	0	721	782
2013	Joe Craig	5	338	32	724	1,099
2014	Brandon Hayes	949	119	0	10	1,078
2015	Mose Frazier	119	797	28	0	944
2016	Anthony Miller	69	1,434	97	0	1,600
2017	Tony Pollard	230	536	2	881	1,649
2018	Darrell Henderson	1,909	295	0	124	2,328
2019	Kenneth Gainwell	1,459	610	0	0	2,069
2020	Calvin Austin	0	1,053	188	0	1,255



PUNTING RECORDS

INDIVIDUAL SINGLE GAME

MOST PUNTS

RK	NO.	PLAYER	YEAR
1	13	Hugh Owens vs Texas A&M	1979
T2	12	Tom Hornsey vs SMU	2011
T2	12	Mike Coughlin vs Michigan	1995
T2	12	Arthur Franklin vs Southwestern La.	1986
T2	12	Hugh Owens vs Texas A&M	1978
T2	12	Paul Wilson vs South Carolina	1972
T7	11	Tom Hornsey vs Southern Miss	2011
T7	11	Ben Graves vs Southern Miss	2000
T7	11	Jim Cande vs Ole Miss	1999
T7	11	Hugh Owens vs Houston	1978
T7	11	Durwood Gordon vs W. Texas State	1968
T12	10	Tom Hornsey vs Rice	2011
T12	10	Tom Hornsey vs UCF	2011
T12	10	Tom Hornsey vs Middle Tennessee	2010
T12	10	Tom Hornsey vs Louisville	2010
T12	10	Matt Reagan vs Middle Tennessee	2009
T12	10	Ben Graves vs Mississippi State	2000
T12	10	James Gaither vs Southern Miss	2001
T12	10	Drew Pairamore vs Louisville	1996
T12	10	Mike Coughlin vs Southwestern La.	1995

MOST YARDS PUNTED

RK	YDS	PLAYER VS OPPONENT	YEAR
1	492	Hugh Owens vs Texas A&M	1979
2	475	Tom Hornsey vs SMU	2011
T3	471	Tom Hornsey vs Rice	2011
T3	471	Tom Hornsey vs Southern Miss	2011
5	450	James Gaither vs Southern Miss	2001
6	442	Ben Graves vs Mississippi State	2000
7	438	Tom Hornsey vs Mississippi State	2010
8	433	Hugh Owens vs Texas A&M	1978
9	423	Hugh Owens vs Houston	1978
10	421	Stan Weaver vs Vanderbilt	1982
11	419	Tom Hornsey vs Louisville	2010
12	417	Tom Hornsey vs Middle Tennessee	2010
T13	416	Matt Reagan vs Middle Tennessee	2009
T13	416	Paul Wilson vs South Carolina	1972

HIGHEST PUNTING AVERAGE [2 PUNTS MIN.]

RK	AVG	PLAYER VS OPPONENT	YEAR
1	54.7	Adam Williams at UL Monroe (3-164)	2019
2	53.7	Spencer Smith vs Temple (3-161)	2016
3	53.5	Matt Reagan vs Marshall (6-321)	2009
4	53.0	Brent Sutherland vs Rice (2-106)	2007
T5	52.7	Spencer Smith vs Cincinnati (6-316)	2015
T5	52.7	Tom Hornsey vs Tulane (3-158)	2012
7	52.5	Michael Gibson vs UAB (2-105)	2005
8	52.3	James Gaither vs Army (4-209)	2001
T9	52.0	Adam Williams vs South Alabama (2-104)	2018
T9	52.0	Spencer Smith vs SIU (2-104)	2017
T9	52.0	Spencer Smith vs SMU (2-104)	2015
T9	52.0	Preston Watts vs Union	1942
13	51.7	Tom Hornsey at Houston (3-155)	2013
T14	51.3	Adam Williams vs Tulane (3-154)	2019
T14	51.3	Spencer Smith vs Kansas (3-154)	2016
T16	51.0	Spencer Smith vs Austin Peay	2014
T16	51.0	Matt Reagan vs ECU (4-204)	2009
T16	51.0	Brent Sutherland vs Nicholls St. (2-102)	2008
18	50.9	Michael Gibson vs Tennessee (7-356)	2006
19	50.8	Adam Williams at SMU (4-203)	2018
20	50.5	Tom Hornsey vs Temple (4-202)	2013

LONGEST PUNT

RK	YDS	PLAYER VS OPPONENT	YEAR
1	85	Roland Eveland vs Washington	1950
2	79	Tom Hornsey vs Duke	2013
3	78	Jeff Fite vs Alabama	1989
4	77	Adam Williams at UL Monroe	2019
5	76	Adam Williams vs Tulane	2019
6	73	Michael Gibson vs Tennessee	2006
7	72	Spencer Smith vs Cincinnati	2015
8	71	Olie Cordill vs West Texas State	1963
T9	70	Tom Hornsey vs UT Martin	2013
T9	70	Brent Sutherland vs Florida Atlantic	2007
T9	70	Michael Gibson vs Tennessee	2006
T9	70	Michael Gibson vs Marshall	2005
T9	70	Russell Richards vs Florida State	1980

INDIVIDUAL SINGLE SEASON

MOST PUNTS

RK	NO.	PLAYER	YEAR
1	95	Tom Hornsey	2011
T2	80	Tom Hornsey	2010
T2	80	Russell Richards	1980
T2	80	Hugh Owens	1978
T5	78	Ben Graves	2000
T5	78	Stan Weaver	1983
7	77	Arthur Franklin	1986
T8	73	Drew Pairamore	1996
T8	73	Jeff Fite	1990
10	71	Hugh Owens	1979
11	70	Drew Pairamore	1994
12	68	Mike Coughlin	1995
13	67	Jim Cande	1999
T14	65	James Gaither	2001
T14	65	Jeff Fite	1989
T14	65	Durwood Gordon	1968

MOST YARDS PUNTED

RK	YDS	PLAYER	YEAR
1	3,993	Tom Hornsey	2011
2	3,416	Tom Hornsey	2010
3	3,125	Ben Graves	2000
4	3,117	Hugh Owens	1978
5	3,049	Stan Weaver	1983
6	3,048	Russell Richards	1980
7	3,040	Jeff Fite	1990
8	2,928	Arthur Franklin	1986
9	2,868	Matt Reagan	2009
10	2,817	Drew Pairamore	1996
11	2,808	Jim Cande	1999
12	2,800	Tom Hornsey	2013
13	2,718	James Gaither	2001
14	2,710	Drew Pairamore	1994



TOM HORNSEY
2010-13

PUNTING RECORDS

HIGHEST PUNTING AVERAGE (MIN. 25 PUNTS)

RK	AVG	PLAYER	YEAR
1	47.2	Spencer Smith	2015
2	45.5	Matt Reagan	2009
3	45.2	Tom Hornsey	2013
4	45.1	Spencer Smith	2016
5	44.8	Adam Williams	2019
T6	44.6	Michael Gibson	2005
T6	44.6	Jeff Buffaloe	1992
8	43.4	Tom Hornsey	2012
9	43.2	Adam Williams	2018
10	43.1	Michael Gibson	2006
11	42.7	Tom Hornsey	2010
12	42.6	Walt Stephens	1984
13	42.5	Adam Williams	2020
14	42.3	Jeff Buffaloe	1991
15	42.0	Tom Hornsey	2011
16	41.9	Jim Cande	1999
T17	41.6	Jim Cande	1998
T17	41.6	Jeff Fite	1990
19	41.3	Olie Cordill	1963
T20	41.0	Nick Jacobs	2017
T20	41.0	Jeff Fite	1989
22	40.9	Brent Sutherland	2008
23	40.7	Brent Sutherland	2007
24	40.6	James Gaither	2001
T25	40.3	Spencer Smith	2014
T25	40.3	James Gaither	2002
27	40.2	Drew Pairamore	1997
28	40.1	Ben Graves	2000

CAREER

MOST PUNTS

RK	NO.	PLAYER	YEARS
1	297	Tom Hornsey	2010-13
2	247	Jeff Fite	1987-90
3	246	Hugh Owens	1976-79
4	206	Drew Pairamore	1994-97
5	192	Stan Weaver	1980-83
6	169	Spencer Smith	2014-17
7	160	Paul Wilson	1969-72
8	145	Adam Williams	2018-20
9	141	Arthur Franklin	1985-86
10	128	Bob Baxter	1965-67
11	118	Ben Graves	1998-00
12	111	Durwood Gordon	1968-69
13	104	Brent Sutherland	2007-08
T14	102	Jeff Buffaloe	1991-92

MOST YARDS PUNTED

RK	YDS	PLAYER	YEARS
1	12,815	Tom Hornsey	2010-13
2	9,939	Jeff Fite	1987-90
3	9,305	Hugh Owens	1976-79
4	8,057	Drew Pairamore	1994-97
5	7,374	Stan Weaver	1980-83
6	7,333	Spencer Smith	2014-17
7	6,367	Paul Wilson	1969-72
8	6,304	Adam Williams	2018-20
9	5,408	Arthur Franklin	1985-86
10	4,676	Ben Graves	1998-2000
11	4,632	Bob Baxter	1965-67
12	4,444	Michael Gibson	2005-06
13	4,433	Jeff Buffaloe	1991-92
14	4,242	Brent Sutherland	2007-08
15	4,057	Jim Cande	1997-99

HIGHEST PUNTING AVERAGE (MIN. 80 PUNTS)

RK	AVG	PLAYER	YEARS
1	44.0	Michael Gibson	2005-06
T2	43.5	Adam Williams	2018-20
T2	43.5	Jeff Buffaloe	1991-92
4	43.4	Spencer Smith	2014-17
5	43.1	Tom Hornsey	2010-13
6	41.8	Jim Cande	1997-99
7	40.8	Brent Sutherland	2007-08
8	40.2	Jeff Fite	1987-90
9	39.8	Paul Wilson	1969-72
T10	39.6	Ben Graves	1998-2000
T10	39.6	Olie Cordill	1963-65
12	39.1	Drew Pairamore	1994-97
T13	38.4	Arthur Franklin	1985-86
T13	38.4	Stan Weaver	1980-83

TEAM SINGLE GAME

MOST PUNTS

RK	NO.	OPPONENT	YEAR
1	13	vs Texas A&M	1979
T2	12	vs SMU	2011
T2	12	vs Michigan	1995
T2	12	vs Southwestern Louisiana	1986
T2	12	vs Texas A&M	1978
T2	12	vs South Carolina	1972
T7	11	vs Southern Miss	2011
T7	11	vs Mississippi State	2000
T7	11	vs Ole Miss	1999
T7	11	vs Houston	1978
T7	11	vs West Texas State	1968

MOST YARDS PUNTED

RK	YDS	OPPONENT	YEAR
1	492	vs Texas A&M	1979
2	475	vs SMU	2011
T3	471	vs Rice	2011
T3	471	vs Southern Miss	2011
T5	450	vs UTEP	2005
T5	450	vs Southern Miss	2001
7	442	vs Mississippi State	2000
8	438	vs Mississippi State	2010
9	433	vs Texas A&M	1978
10	423	vs Houston	1978

FEWEST YARDS PUNTED

RK	YDS	OPPONENT	YEAR
1	11	vs Southern Miss	1977

HIGHEST PUNTING AVERAGE (MIN. 2 PUNTS)

RK	AVG	OPPONENT	YEAR
1	54.7	at UL Monroe	2019
2	53.5	vs Marshall	2009
3	53.0	vs Rice	2007
4	52.7	vs Cincinnati	2015
5	52.7	vs Tulane	2012
6	52.5	vs UAB	2005
7	52.3	vs Army	2001
T8	52.0	vs South Alabama	2018
T8	52.0	vs Houston	2004
10	51.7	at Houston	2013
11	51.3	vs Tulane	2019
T12	51.0	vs Austin Peay	2014
T12	51.0	vs ECU	2009
13	50.9	vs Tennessee	2006
14	50.8	at SMU	2018
15	50.5	at Kansas	2015

LOWEST PUNTING AVERAGE

RK	AVG	OPPONENT	YEAR
1	11.0	vs Southern Miss	1977

TEAM SINGLE SEASON

MOST PUNTS

RK	NO.	YEAR
1	95	2011
2	81	1980
T3	80	2010, 1978
5	79	1983
6	78	2000
T7	77	1986, 1981
9	74	2014
T10	73	1996, 1990

FEWEST PUNTS

RK	NO.	YEAR
1	29	1962

MOST YARDS PUNTED

RK	YDS	YEAR
1	3,993	2011
2	3,416	2010
3	3,125	2000
4	3,117	1978
5	3,049	1983
6	3,048	1980
7	3,040	1990
8	2,928	1986
9	2,896	2009
10	2,873	1994

FEWEST YARDS PUNTED

RK	YDS	YEAR
1	985	1962

HIGHEST PUNTING AVERAGE

RK	AVG	YEAR
1	44.6	2009
2	44.5	2015
3	44.4	2013
4	44.3	2005
5	43.6	2016
6	43.5	2019
7	43.3	1992
T8	42.7	2012, 2010
10	42.6	2020
11	42.4	2018
12	42.3	2006
13	42.0	2011
14	41.0	2008
15	40.7	2017

LOWEST PUNTING AVERAGE

RK	AVG	YEAR
1	33.9	1962

2021 MEMPHIS FOOTBALL

PUNTING RECORDS

YEAR-BY-YEAR PUNTING LEADERS

YEAR	PLAYER	NO.	YDS	AVG
1956	Andy Nelson	31	1,118	36.1
1957	Frank Talerico	31	1,156	37.3
1959	Paul Parrish	25	1,000	40.0
1960	Paul Parrish	32	1,183	37.0
1961	Russell Vollmer	31	1,120	36.1
1962	Russell Vollmer	28	958	34.2
1963	Ollie Cordill	22	908	41.3
1964	Ollie Cordill	29	1,106	38.0
1965	Bob Baxter	36	1,246	34.6
1966	Bob Baxter	54	1,977	36.5
1967	Bob Baxter	38	1,409	37.0
1968	Durwood Gordon	65	2,471	38.1
1969	Durwood Gordon	46	1,564	34.0
1970	Paul Wilson	47	1,835	39.0
1971	Paul Wilson	51	1,999	39.2
1972	Paul Wilson	62	2,533	37.3
1973	Mike Fuhrman	40	1,407	35.2
1974	Virgil Pearcy	39	1,476	37.8
1975	Mike Fuhrman	41	1,508	36.7
1976	Hugh Owens	40	1,483	37.1
1977	Hugh Owens	55	2,031	36.9
1978	Hugh Owens	80	3,117	39.0
1979	Hugh Owens	71	2,674	37.6
1980	Russell Richards	80	3,046	38.1
1981	Stan Weaver	55	2,025	36.8
1982	Stan Weaver	59	2,300	38.9
1983	Stan Weaver	78	3,049	39.1
1984	Wally Hatfield	42	1,572	37.4

YEAR-BY-YEAR PUNTING LEADERS

YEAR	PLAYER	NO.	YDS	AVG
1985	Arthur Franklin	64	2,480	38.8
1986	Arthur Franklin	77	2,928	38.0
1987	Jeff Fite	51	1,913	37.5
1988	Jeff Fite	58	2,319	40.0
1989	Jeff Fite	65	2,667	41.0
1990	Jeff Fite	73	3,040	41.6
1991	Jeff Buffalo	50	2,116	42.3
1992	Jeff Buffalo	52	2,317	44.6
1993	Andy McWilliams	41	1,485	36.2
1994	Drew Pairmore	70	2,710	38.7
1995	Mike Coughlin	68	2,543	37.4
1996	Drew Pairmore	73	2,817	38.6
1997	Drew Pairmore	63	2,530	40.2
1998	Jim Cande	30	1,249	41.6
1999	Jim Cande	67	2,808	41.9
2000	Ben Graves	78	3,125	40.1
2001	James Gaither	67	2,718	40.6
2002	James Gaither	35	1,411	40.3
2003	Brandon Roberson	50	1,975	39.5
2004	Danny Wimprine	22	808	36.7
2005	Michael Gibson	59	2,632	44.6
2006	Michael Gibson	42	1,812	43.1
2007	Brent Sutherland	52	2,115	40.7
2008	Brent Sutherland	52	2,127	40.9
2009	Matt Reagan	63	2,868	45.5
2010	Tom Hornsey	80	3,416	42.7
2011	Tom Hornsey	95	3,993	42.0
2012	Tom Hornsey	60	2,606	43.4

YEAR-BY-YEAR PUNTING LEADERS

YEAR	PLAYER	NO.	YDS	AVG
2013	Tom Hornsey	62	2,800	45.2
2014	Spencer Smith	58	2,335	40.3
2015	Spencer Smith	43	2,030	47.2
2016	Spencer Smith	45	2,028	45.1
2017	Nick Jacobs	26	1,065	41.0
2018	Adam Williams	58	2,503	43.2
2019	Adam Williams	44	1,972	44.8
2020	Adam Williams	43	1,829	42.5

CAREER PUNTING LEADERS

RK	PLAYER	YEARS	NO.	YDS	AVG
1	Tom Hornsey	2010-13	297	12,815	43.1
2	Jeff Fite	1987-90	247	9,939	40.2
3	Hugh Owens	1976-79	245	9,305	37.9
4	Drew Pairmore	1994-97	206	8,057	39.1
5	Stan Weaver	1980-83	192	7,374	38.4
6	Spencer Smith	2014-17	169	7,333	43.4
7	Paul Wilson	1969-72	160	6,367	39.8
8	Adam Williams	2018-20	145	6,304	43.5
9	Arthur Franklin	1985-86	141	5,408	38.4
10	Ben Graves	1998-00	118	4,676	39.6
11	Bob Baxter	1965-67	128	4,632	36.2
12	Michael Gibson	2005-06	101	4,444	44.0
13	Jeff Buffalo	1991-92	102	4,433	43.5
14	Brent Sutherland	2007-08	104	4,242	40.8
15	James Gaither	2001-02	102	4,129	40.4

KICKING RECORDS

INDIVIDUAL SINGLE GAME

MOST POINTS KICKING

RK	PTS	PLAYER VS OPPONENT	YEAR
1	21	Riley Patterson vs Penn State	2019
T2	18	Riley Patterson vs SMU	2019
T2	18	Ryan White vs UAB	1999
4	17	Stephen Gostkowski vs Arkansas State	2004
T5	16	Jake Elliott vs Tulsa	2014
T5	16	Ryan White vs Cincinnati	1998
T7	15	Jake Elliott at SMU	2016
T7	15	Jake Elliott at Houston	2013
T9	14	Jake Elliott at Bowling Green	2015
T9	14	Stephen Gostkowski vs Marshall	2005
T9	14	Stephen Gostkowski vs Ole Miss	2003
T9	14	Joe Allison vs Tulane	1992

MOST PAT ATTEMPTED

RK	ATT	PLAYER VS OPPONENT	YEAR
1	11	Jake Elliott vs Bowling Green	2016
2	10	Riley Patterson vs ECU	2017
T3	9	Riley Patterson vs Mercer	2018
T3	9	Riley Patterson vs SMU	2017
T3	9	Jake Elliott vs SMU	2015
T3	9	Jake Elliott at Tulsa	2015
T3	9	Jake Elliott vs Missouri State	2015
T3	9	Jake Elliott vs Austin Peay	2014
T3	9	Pete Weeks vs Louisville	1969
T10	8	Riley Patterson vs UConn	2018
T10	8	Riley Patterson at ECU	2018
T10	8	Riley Patterson vs GSU	2018
T10	8	Riley Patterson vs Tulane	2017
T10	8	Joe Allison vs Tulane	1992
T10	8	Jack Carter vs Hardin-Simmons	1961
T16	7	Riley Patterson vs Southern	2019
T16	7	Riley Patterson at USF	2019

MOST PAT ATTEMPTED

RK	ATT	PLAYER VS OPPONENT	YEAR
T16	7	Riley Patterson vs South Alabama	2018
T16	7	Riley Patterson vs Houston	2018
T16	7	Riley Patterson at UCF	2017
T16	7	Jake Elliott at Kansas	2015
T16	7	Jake Elliott vs BYU	2014
T16	7	Matt Reagan vs SMU	2007
T16	7	Stephen Gostkowski vs Chattanooga	2005
T16	7	Stephen Gostkowski vs Chattanooga	2004
T16	7	Stephen Gostkowski vs Tulane	2004
T16	7	W.D. Weeks vs Wichita State	1970
T16	7	Roger Carter vs Cincinnati	1972

MOST PAT MADE

RK	PAT	PLAYER VS OPPONENT	YEAR
1	11	Jake Elliott vs Bowling Green	2016
2	10	Riley Patterson vs ECU	2017
T3	9	Riley Patterson vs Mercer	2018
T3	9	Riley Patterson vs SMU	2017
T3	9	Jake Elliott vs SMU	2015
T3	9	Jake Elliott at Tulsa	2015
T3	9	Jake Elliott vs Missouri State	2015
T3	9	Jake Elliott vs Austin Peay	2014
T3	9	Pete Weeks vs Louisville	1969
T10	8	Riley Patterson vs Georgia State	2018
T10	8	Riley Patterson at ECU	2018
T10	8	Riley Patterson vs Tulane	2017
T10	8	Joe Allison vs Tulane	1992
T10	8	Jack Carter vs Hardin-Simmons	1961
T15	7	Riley Patterson vs Southern	2019
T15	7	Riley Patterson at USF	2019
T15	7	Riley Patterson vs UConn	2018
T15	7	Riley Patterson vs South Alabama	2018
T15	7	Riley Patterson vs Houston	2018
T15	7	Riley Patterson at UCF	2017
T15	7	Jake Elliott at Kansas	2015

KICKING RECORDS

MOST PAT MADE

RK	PAT	PLAYER VS OPPONENT	YEAR
T15	7	Matt Reagan vs SMU	2007
T15	7	Stephen Gostkowski vs Chattanooga	2005
T15	7	Stephen Gostkowski vs Chattanooga	2004
T15	7	Stephen Gostkowski vs Tulane	2004
T15	7	Pete Weeks vs Wichita State	1970
T15	7	Roger Carter vs Cincinnati	1972

INDIVIDUAL SINGLE GAME

MOST FIELD GOALS MADE IN A HALF

RK	FGS	PLAYER VS OPPONENT	YEAR
1	4	Ryan White vs UAB	1999

MOST FIELD GOALS ATTEMPTED

RK	ATT	PLAYER VS OPPONENT	YEAR
T1	6	Riley Patterson vs Penn State	2019
T1	6	Ryan White vs UAB	1999
T3	5	Jake Elliott at Temple	2015
T3	5	Jake Elliott vs Tulsa	2014
T3	5	Jake Elliott at Houston	2013
T6	4	Riley Patterson vs Temple	2020
T6	4	Riley Patterson vs SMU	2019
T6	4	Riley Patterson vs Navy	2017
T6	4	Jake Elliott vs Kansas	2016
T6	4	Jake Elliott vs Tulane	2015
T6	4	Jake Elliott at Cincinnati	2014
T6	4	Matt Reagan vs Southern Miss	2009
T6	4	Matt Reagan vs Rice	2007
T6	4	Matt Reagan vs UAB	2007
T6	4	Matt Reagan vs UAB	2006
T6	4	Matt Reagan vs Houston	2006
T6	4	Stephen Gostkowski vs Marshall	2005
T6	4	Stephen Gostkowski vs ECU	2005
T6	4	Stephen Gostkowski vs Arkansas St.	2004
T6	4	Stephen Gostkowski vs TTU	2003
T6	4	Ryan White vs Arkansas State	2000
T6	4	Ryan White vs Cincinnati	1998
T6	4	Joe Allison vs Ole Miss	1992
T6	4	Rusty Bennett vs North Texas	1977

MOST FIELD GOALS MADE

RK	FG	PLAYER VS OPPONENT	YEAR
1	6	Riley Patterson vs Penn State	2019
T2	5	Jake Elliott at Houston	2013
T2	5	Ryan White vs UAB	1999
T4	4	Riley Patterson vs SMU	2019
T4	4	Jake Elliott at Temple	2015
T4	4	Jake Elliott vs Tulsa	2014
T4	4	Matt Reagan vs UAB	2006
T4	4	Matt Reagan vs Houston	2006
T4	4	Stephen Gostkowski vs Marshall	2005
T4	4	Stephen Gostkowski vs Arkansas St.	2004
T4	4	Ryan White vs Arkansas State	2000
T4	4	Ryan White vs Cincinnati	1998
T4	4	Joe Allison vs Ole Miss	1992
T4	4	Rusty Bennett vs North Texas	1977

LONGEST FIELD GOAL MADE

RK	ATT	PLAYER VS OPPONENT	YEAR
T1	56	Riley Patterson at SMU	2020
T1	56	Jake Elliott at USF	2013
3	54	Jake Elliott vs BYU	2014
T4	53	Riley Patterson vs FAU	2020
T4	53	Jake Elliott vs Auburn	2015
T4	53	Jake Elliott vs Tulsa	2014
T4	53	Stephen Gostkowski vs Marshall	2005

LONGEST FIELD GOAL MADE

RK	ATT	PLAYER VS OPPONENT	YEAR
T8	52	Riley Patterson vs USF	2020
T8	52	Riley Patterson vs Cincinnati	2019
T8	52	Riley Patterson at Missouri	2018
T8	52	Jake Elliott at Bowling Green	2015
T8	52	Jake Elliott vs SMU	2013
T8	52	Ryan White vs Cincinnati	1998
T8	52	Luis Tejada vs Ole Miss	1994
T8	52	Don Glosson vs Florida State	1985

INDIVIDUAL SINGLE SEASON

MOST PAT MADE

RK	NO.	PLAYER	YEAR
1	76	Riley Patterson	2018
2	65	Riley Patterson	2019
3	63	Riley Patterson	2017
4	63	Jake Elliott	2015
5	58	Jake Elliott	2016
6	57	Jake Elliott	2014
7	48	Stephen Gostkowski	2004
8	44	Stephen Gostkowski	2003
9	42	John Cobb	1949
10	38	Jack Carter	1961

MOST PAT ATTEMPTED

RK	NO.	PLAYER	YEAR
1	79	Riley Patterson	2018
2	66	Riley Patterson	2019
3	64	Riley Patterson	2017
4	63	Jake Elliott	2015
5	58	Jake Elliott	2016
6	57	Jake Elliott	2014
7	49	Stephen Gostkowski	2004
8	44	Stephen Gostkowski	2003
9	43	Jack Carter	1961
10	42	Pete Weeks	1969

HIGHEST PAT PERCENTAGE

RK	NO.	PLAYER	YEAR
1	1.000	Jake Elliott (63/63)	2015
2	1.000	Jake Elliott (58/58)	2016
3	1.000	Jake Elliott (57/57)	2014
4	1.000	Stephen Gostkowski (44/44)	2003
5	1.000	Ryan White (36/36)	2001
6	1.000	Stephen Gostkowski (35/35)	2005
7	1.000	Joe Allison (32/32)	1992
8	1.000	Joe Allison (30/30)	1993
9	1.000	Don Glosson (29/29)	1983
T10	1.000	Ryan White (25/25)	1999
T10	1.000	Joe Allison (25/25)	1991
12	1.000	Jake Elliott (24/24)	2013
13	1.000	Ryan White (22/22)	1998
14	1.000	Spencer Smith (13/13)	2017

MOST CONSECUTIVE PAT MADE

RK	NO.	PLAYER	YEAR
1	202	Jake Elliott	2013-16
2	101	Ryan White	1998-01
T3	90	Riley Patterson	2017-18
T3	90	Joe Allison	1991-93
5	88	Stephen Gostkowski	2002-04
6	67	Riley Patterson	2019-20
7	47	Stephen Gostkowski	2004-05
8	35	Matt Reagan	2008-09
9	33	Don Glosson	1984
T10	32	Riley Patterson	2020
T10	32	Jack Carter	1961

KICKING RECORDS

MOST FIELD GOALS MADE

RK	FGS	PLAYER	YEAR
T1	23	Riley Patterson	2019
T1	23	Jake Elliott	2015
T1	23	Joe Allison	1992
4	22	Stephen Gostkowski	2005
T5	21	Jake Elliott	2016
T5	21	Jake Elliott	2014
7	20	Stephen Gostkowski	2004
8	19	Stephen Gostkowski	2003

MOST FIELD GOALS ATTEMPTED

RK	ATT	PLAYER	YEAR
1	32	Jake Elliott	2014
2	29	Stephen Gostkowski	2003
3	28	Jake Elliott	2015
4	26	Jake Elliott	2016
T5	25	Riley Patterson	2019
T5	25	Stephen Gostkowski	2005
T5	25	Joe Allison	1992
8	24	Stephen Gostkowski	2004
T9	22	Riley Patterson	2020
10	22	Matt Reagan	2007
T11	20	Riley Patterson	2018
T11	20	John Butler	1989
T11	20	Don Glosson	1983
T11	20	Rusty Bennett	1977

HIGHEST FIELD GOAL PERCENTAGE

RK	PCT	PLAYER	YEAR
1	1.000	Ryan White (16/16)	1998
T2	.920	Riley Patterson (23/25)	2019
T2	.920	Joe Allison (23/25)	1992

MOST CONSECUTIVE FIELD GOALS MADE

RK	FG	PLAYER	YEAR
T1	16	Riley Patterson	2019
T1	16	Ryan White	1998
3	15	Don Glosson	1984
T4	13	Stephen Gostkowski	2005
T4	13	Joe Allison	1992

MOST POINTS KICKING

RK	PTS	PLAYER	YEAR
1	134	Riley Patterson	2019
2	132	Jake Elliott	2015
T3	121	Riley Patterson	2018
T3	121	Jake Elliott	2016
5	120	Jake Elliott	2014
6	108	Stephen Gostkowski	2004
T7	101	Stephen Gostkowski	2005
T7	101	Stephen Gostkowski	2003
T7	101	Joe Allison	1992
10	96	Riley Patterson	2017

CAREER

MOST POINTS KICKING

RK	PTS	PLAYER	YEARS
1	445	Jake Elliott (202 PAT/81 FG)	2013-16
2	432	Riley Patterson (240 PAT/64 FG)	2017-20
3	369	Stephen Gostkowski (159 PAT/70 FG)	2002-05
4	262	Joe Allison (109 PAT/51 FG)	1990-93
5	260	Matt Reagan (122 PAT/46 FG)	2006-09
6	248	Ryan White (101 PAT/49 FG)	1998-01
7	214	John Butler (70 PAT/48 FG)	1986-89

MOST PAT MADE

RK	PAT	PLAYER	YEARS
1	240	Riley Patterson	2017-20
2	202	Jake Elliott	2013-16
3	159	Stephen Gostkowski	2002-05
4	122	Matt Reagan	2006-09
5	109	Joe Allison	1990-93
6	101	Ryan White	1998-01
7	78	Pete Weeks	1967-69

MOST PAT ATTEMPTED

RK	ATT	PLAYER	YEARS
1	246	Riley Patterson	2017-20
2	202	Jake Elliott	2013-16
3	165	Stephen Gostkowski	2002-05
4	129	Matt Reagan	2006-09
5	111	Joe Allison	1990-93
6	101	Ryan White	1998-01
7	92	Jack Carter	1959-61

HIGHEST PAT PERCENTAGE

RK	PCT	PLAYER	YEARS
T1	1.000	Jake Elliott (202/202)	2013-16
T1	1.000	Ryan White (101/101)	1998-01
3	98.2	Joe Allison (109/111)	1990-93
4	97.6	Riley Patterson (204/209)	2017-20
5	96.4	Stephen Gostkowski (159/165)	2002-05
6	96.2	Hal McGeorge (51/53)	1972-73
7	95.7	Don Glosson (66/69)	1983-85

MOST FIELD GOALS MADE

RK	FGS	PLAYER	YEARS
1	81	Jake Elliott	2013-16
2	70	Stephen Gostkowski	2002-05
3	64	Riley Patterson	2017-20
4	51	Joe Allison	1990-93
5	49	Ryan White	1998-01
6	48	John Butler	1986-89
7	46	Matt Reagan	2006-09

MOST FIELD GOALS ATTEMPTED

RK	ATT	PLAYER	YEARS
1	104	Jake Elliott	2013-16
2	92	Stephen Gostkowski	2002-05
3	83	Riley Patterson	2017-20
4	71	Joe Allison	1990-93
5	67	Ryan White	1998-01
6	66	Matt Reagan	2006-09
7	63	John Butler	1986-89

HIGHEST FIELD GOAL PERCENTAGE

RK	ATT	PLAYER	YEARS
1	77.9	Jake Elliott (81/104)	2013-16
2	77.1	Riley Patterson (64/83)	2017-20
3	76.2	John Butler (48/63)	1986-89
4	76.1	Stephen Gostkowski (70/92)	2002-05
5	73.1	Ryan White (49/67)	1998-01
6	71.8	Joe Allison (51/71)	1990-93
7	69.7	Matt Reagan (46/66)	2006-09

TEAM SINGLE GAME

MOST EXTRA POINTS

RK	EP	OPPONENT	YEAR
1	11	vs Bowling Green	2016
T2	10	vs ECU	2017
T2	10	at UConn	2017
T4	9	vs Mercer	2018

MOST EXTRA POINTS

RK	EP	OPPONENT	YEAR
T4	9	vs SMU	2017
T4	9	vs Austin Peay	2014
T4	9	vs Louisville	1969
T4	9	vs Missouri State	2015
T4	9	vs Tulsa	2015
T4	9	vs SMU	2015
T11	8	vs Georgia State	2018
T11	8	at ECU	2018
T11	8	vs Tulane	2017
T11	8	vs Chattanooga	2005
T11	8	vs Tulane	1992
T16	7	vs Southern	2019
T16	7	at USF	2019
T16	7	vs UConn	2018
T16	7	vs South Alabama	2018
T16	7	vs Houston	2018
T16	7	at UCF	2017
T16	7	vs BYU	2014
T16	7	vs SMU	2007
T16	7	vs Chattanooga	2004
T16	7	vs Tulane	2004
T16	7	vs Houston	2001
T16	7	vs Virginia Tech	1973
T16	7	vs Wichita State	1972
T16	7	vs Cincinnati	1972
T16	7	vs Louisville	1962
T16	7	vs Kansas	2015
T16	7	vs Cincinnati	2015

MOST FIELD GOALS MADE

RK	FGS	OPPONENT	YEAR
1	6	vs Penn State	2019
T2	5	at Houston	2013
T2	5	vs UAB	1999
T4	4	vs SMU	2019
T4	4	vs Tulsa	2014
T4	4	vs UAB	2007
T4	4	vs Marshall	2005
T4	4	vs Arkansas State	2004
T4	4	vs Cincinnati	1998
T4	4	vs Ole Miss	1992
T4	4	vs North Texas State	1976
T4	4	vs Cincinnati	2015
T4	4	vs Temple	2015
T14	3	31 times; last vs Houston	2020

MOST FIELD GOALS ATTEMPTED

RK	ATT	OPPONENT	YEAR
T1	6	vs Penn State	2019
T1	6	vs UAB	1999
T1	6	vs North Texas State	1976
T4	5	vs Tulsa	2014
T4	5	at Houston	2013
T4	5	vs Cincinnati	2015
T4	5	vs Temple	2015
T8	4	19 times; last vs Temple	2020

TEAM SINGLE SEASON

MOST EXTRA POINTS

RK	EP	YEAR
1	76	2018
T2	63	2017, 2015
T4	58	2016, 2014
6	48	2004
7	44	2003

KICKING RECORDS

MOST EXTRA POINTS

RK	EP	YEAR
8	41	2008
9	40	1961
10	39	1969

MOST FIELD GOALS MADE

RK	FGS	YEAR
T1	23	2015, 1992
3	22	2005
T4	21	2016, 2014
6	20	2004
7	19	2003
8	17	2007
9	16	2013
T10	15	2020, 2018, 2006, 1994, 1984

FEWEST FIELD GOALS MADE

RK	FGS	YEAR
1	0	1958

MOST FIELD GOALS ATTEMPTED

RK	FGS	YEAR
1	32	2014
T2	28	2003, 2015
4	26	2016
T5	25	2007, 2005, 1992

FEWEST FIELD GOALS ATTEMPTED

RK	FGS	YEAR
T1	8	1978, 1968

MOST CONSECUTIVE FIELD GOALS MADE

RK	FGS	YEAR
T1	16	2019, 1998-99, 1983-84
3	13	2005
T4	11	2013, 1992

YEAR-BY-YEAR FG LEADERS

YEAR	PLAYER	ATT	MADE	LG
1957	Robert Lyles	NA	1	NA
1960	Jack Carter	3	2	NA
1961	Jack Carter	2	1	NA
1963	Billy Fletcher	NA	3	NA
1964	Billy Fletcher	NA	7	NA
1965	Billy Fletcher	NA	3	NA
1966	Larry Groce	NA	1	NA
1967	Wood Stevens	NA	2	NA
1968	Pete Weeks	NA	5	NA
1969	Pete Weeks	10	5	NA
1970	Pete Weeks	NA	2	NA
1971	Neil Purdie	NA	6	NA
1972	Neil Purdie	NA	4	NA
1973	Hal McGeorge	NA	9	34
1974	Bobby Williams	NA	9	37
1975	Bobby Williams	NA	5	36
1976	Bobby Williams	NA	3	9
1977	Rusty Bennett	20	13	45
1978	Rusty Bennett	7	4	38
1979	Rusty Bennett	10	5	49
1980	Rusty Bennett	13	8	46
1981	Gregg Hauss	8	5	37
1982	Tomas Ingles	14	7	51
1983	Don Glosson	20	14	50
1984	Don Glosson	16	15	50
1985	Don Glosson	13	5	51
1986	John Butler	9	7	46
1987	John Butler	15	11	47
1988	John Butler	19	14	44
1989	John Butler	20	16	48
1990	Joe Allison	15	10	52
1991	Joe Allison	13	6	43
1992	Joe Allison	25	23	51
1993	Joe Allison	18	12	47
1994	Luis Tejeda	17	13	52
1995	Jimmy Keith	8	5	44
1996	Ted Lane	18	12	45
1997	Jim Cande	9	6	42

YEAR-BY-YEAR FG LEADERS

YEAR	PLAYER	ATT	MADE	LG
1998	Ryan White	16	16	52
1999	Ryan White	13	19	47
2000	Ryan White	12	18	47
2001	Ryan White	14	8	45
2002	Stephen Gostkowski	14	9	50
2003	Stephen Gostkowski	28	19	45
2004	Stephen Gostkowski	24	20	49
2005	Stephen Gostkowski	25	22	53
2006	Matt Reagan	17	12	42
2007	Matt Reagan	15	22	38
2008	Matt Reagan	11	8	44
2009	Matt Reagan	16	11	48
2010	Paulo Henriques	18	14	47
2011	Paulo Henriques	15	8	50
2012	Paulo Henriques	9	4	51
2013	Jake Elliott	18	16	56
2014	Jake Elliott	32	21	54
2015	Jake Elliott	28	23	53
2016	Jake Elliott	26	21	50
2017	Riley Patterson	16	11	42
2018	Riley Patterson	20	15	52
2019	Riley Patterson	23	25	52
2020	Riley Patterson	15	22	56

CAREER FIELD GOAL LEADERS

RK	PLAYER	YEARS	MADE X ATT
1	Jake Elliott	2013-16	81 X 104
2	Stephen Gostkowski	2002-05	70 X 92
3	Riley Patterson	2017-20	64 X 83
4	Joe Allison	1990-93	51 X 71
5	Ryan White	1998-2001	49 X 67
6	John Butler	1986-89	48 X 63
7	Matt Reagan	2006-09	46 X 66
8	Don Glosson	1983-85	34 X 51
9	Rusty Bennett	1977-80	30 X 50
10	Paulo Henriques	2009-12	26 X 42

KICKOFF RETURN RECORDS

INDIVIDUAL SINGLE GAME

KICKOFF RETURNS

RK	RET	PLAYER VS OPPONENT	YEAR
1	9	Marcus Hightower vs Houston	2009
T2	8	D.A. Griffin vs Houston	2010
T2	8	Michael Grandberry vs UCF	2007
T2	8	Michael Grandberry vs FAU	2007
T2	8	Antoine Harden vs Tennessee	2001
T6	7	Tony Pollard at UCF	2018
T6	7	Curtis Johnson vs UAB	2011
T6	7	Billy Foster vs Mississippi State	2010
T6	7	Billy Foster vs ECU	2010
T6	7	Michael Grandberry vs Rice	2008
T6	7	Michael Grandberry vs Arkansas St.	2007
T6	7	Michael Grandberry vs SMU	2007
T6	7	Chris Kelley vs Cincinnati	2004

MOST KICKOFF RETURN YARDS

RK	YDS	PLAYER VS OPPONENT	YEAR
1	209	Tony Pollard vs Wake Forest	2018
2	177	Joe Craig at Connecticut	2013
3	174	Tony Pollard vs USF	2016
4	169	Marcus Hightower vs Houston	2009
5	168	Michael Grandberry vs USM	2007
6	167	Jerry Harris vs Southern Miss	1983
7	163	Xavier Crawford vs Missouri	1991

MOST KICKOFF RETURN YARDS

RK	YDS	PLAYER VS OPPONENT	YEAR
8	162	Curtis Johnson vs UAB	2011
9	161	Tony Pollard vs Tulsa	2016
T10	160	Billy Foster vs Mississippi State	2010
T10	160	Michael Grandberry vs UCF	2007
T10	160	Antoine Harden vs Tennessee	2001
13	159	Antonio Gibson vs SMU	2019
14	157	P.T. Jones vs Tulane	1997
15	153	Michael Grandberry vs FAU	2007
T16	152	Tony Pollard at UCF	2018
T16	152	DeAngelo Williams vs Cincinnati	2002
T16	152	Mac Cody vs Cincinnati	1993
T16	152	Charles Wilson vs Tulane	1988
20	148	Tony Pollard vs Southern Illinois	2017

HIGHEST KICKOFF RETURN AVG. (MIN. 3 RET.)

RK	AVG	PLAYER VS OPPONENT	YEAR
1	53.0	Antonio Gibson vs SMU (3-159)	2019
2	49.3	Tony Pollard vs Southern Illinois (3-148)	2017
3	44.3	Tony Pollard at Navy (3-134)	2016
4	43.7	Bobby McCain vs Duke (3-131)	2012
5	41.8	Jerry Harris vs Southern Miss (4-167)	1983
6	38.0	Charles Wilson vs Tulane (4-152)	1988
7	35.7	Chris Claybrooks vs Tulane (3-107)	2019
T8	35.3	Tony Pollard vs Temple (4-141)	2016
T8	35.3	Nick Pappas vs Houston (4-141)	1967

HIGHEST KICKOFF RETURN AVG. (MIN. 3 RET.)

RK	AVG	PLAYER VS OPPONENT	YEAR
10	34.8	Tony Pollard vs Wake Forest (6-209)	2018
11	32.6	Xavier Crawford vs Missouri (5-163)	1991
12	32.3	Joseph Doss vs Akron (3-97)	2005
13	31.8	Chris Hobbs vs ECU (4-127)	2009
14	31.4	P.T. Jones vs Tulane (5-157)	1997
15	31.3	Michael Grandberry vs USM (3-94)	2006

MOST KICKOFF RETURN TD

RK	TD	PLAYER VS OPPONENT	YEAR
T1	1	Chris Claybrooks vs Cincinnati (94)	2019
T1	1	Antonio Gibson vs SMU (97)	2019
T1	1	Gabriel Rogers vs Navy (99)	2019
T1	1	Tony Pollard vs Wake Forest (97)	2018
T1	1	Tony Pollard vs ECU (100)	2017
T1	1	Tony Pollard at Houston (93)	2017
T1	1	Tony Pollard vs Southern Illinois (100)	2017
T1	1	Tony Pollard vs ULM (99)	2017
T1	1	Darrell Henderson at SMU (99)	2016
T1	1	Tony Pollard at Navy (100)	2016
T1	1	Tony Pollard vs Temple (95)	2016
T1	1	Kevin Cobb vs Tennessee (95)	1996
T1	1	Mac Cody vs Cincinnati (89)	1993
T1	1	Charles Wilson vs Tulane (97)	1988
T1	1	Jerry Harris vs Southern Miss (98)	1983
T1	1	Charles Greenhill vs Cincinnati (69)	1983

KICKOFF RETURN RECORDS

MOST KICKOFF RETURN TD

RK	TD	PLAYER VS OPPONENT	YEAR
T1	1	Terdell Middleton vs North Texas (96)	1975
T1	1	Stan Davis vs Cincinnati (94)	1972
T1	1	Nick Pappas vs Ole Miss (93)	1967
T1	1	Billy Fletcher vs Houston (82)	1963
T1	1	Billy Russell vs Tennessee Tech	1954
T1	1	Frank Mawyer vs UT Chattanooga (95)	1950
T1	1	Paul Haynes vs NATTC	1947

LONGEST KICKOFF RETURN

RK	YDS	PLAYER VS OPPONENT	YEAR
T1	100	Tony Pollard vs ECU (TD)	2017
T1	100	Tony Pollard vs Southern Illinois (TD)	2017
T1	100	Tony Pollard vs Utah (TD)	2016
T4	99	Gabriel Rogers vs Navy (TD)	2019
T4	99	Tony Pollard vs ULM (TD)	2017
T4	99	Darrell Henderson at SMU (TD)	2016
T7	98	Jerry Harris vs Southern Miss (TD)	1983
T8	97	Antonio Gibson vs SMU (TD)	2019
T8	97	Tony Pollard vs Wake Forest (TD)	2018
T8	97	Charles Wilson vs Tulane (TD)	1988
T11	96	Chris Claybrooks vs Cincinnati (TD)	2019
T11	96	Terdell Middleton vs North Texas (TD)	1975
T13	95	Tony Pollard vs Temple (TD)	2016
T13	95	Bobby McCain vs Duke	2012
T13	95	Kevin Cobb vs Tennessee (TD)	1996
T13	95	Frank Mawyer vs Chattanooga (TD)	1950
T13	95	Keith White vs Arkansas State	1948
18	94	Stan Davis vs Cincinnati (TD)	1972
T19	93	Tony Pollard at Houston (TD)	2017
T19	93	Nick Pappas vs Ole Miss (TD)	1967
T19	93	Preston Watts vs Troy State	1940

INDIVIDUAL SINGLE SEASON

MOST KICKOFF RETURNS

RK	RET	PLAYER	YEAR
1	59	Michael Grandberry	2007
2	39	D.A. Griffin	2010
3	38	Tony Pollard	2016
4	31	Michael Grandberry	2008
5	30	Charles Wilson	1988
T6	28	Bobby McCain	2012
T6	28	Reginald Jones	1989
T8	27	Tony Pollard	2018
T8	27	Joe Craig	2013
10	26	Antoine Harden	2002
11	25	Antoine Harden	2001

MOST KICKOFF RETURN YARDS

RK	YDS	PLAYER	YEAR
1	1,286	Michael Grandberry	2007
2	1,068	Tony Pollard	2016
3	881	Tony Pollard	2017
4	748	D.A. Griffin	2010
5	735	Charles Wilson	1988
6	724	Joe Craig	2013
7	721	Bobby McCain	2012
8	667	Tony Pollard	2018
9	645	Antonio Gibson	2019
10	622	Reginald Jones	1989

HIGHEST KICKOFF RETURN AVERAGE

RK	AVG	PLAYER	YEAR
1	40.0	Tony Pollard	2017
2	33.0	Mac Cody	1993
3	31.0	Nick Pappas	1967

HIGHEST KICKOFF RETURN AVERAGE

RK	AVG	PLAYER	YEAR
4	30.7	Chris Claybrooks	2019
5	30.2	John Martin	1992
6	28.9	Bobby Ward	1973
7	28.1	Tony Pollard	2016
8	28.0	Antonio Gibson	2019
9	27.5	Xavier Crawford	1991
10	27.4	Bobby Ward	1974

MOST KICKOFF RETURN TD

RK	TD	PLAYER	YEAR
1	4	Tony Pollard	2017
2	2	Tony Pollard	2016
T3	1	Chris Claybrooks vs Cincinnati (94)	2019
T3	1	Antonio Gibson vs SMU (97)	2019
T3	1	Gabriel Rogers vs Navy (99)	2019
T3	1	Tony Pollard vs Wake Forest	2018
T3	1	Darrell Henderson at SMU	2016
T3	1	Kevin Cobb vs Tennessee	1996
T3	1	Mac Cody vs Cincinnati	1993
T3	1	Charles Wilson vs Tulane	1988
T3	1	Jerry Harris vs Southern Miss	1983
T3	1	Charles Greenhill vs Cincinnati	1983
T3	1	Terdell Middleton vs North Texas	1975
T3	1	Stan Davis vs Cincinnati	1972
T3	1	Nick Pappas vs Ole Miss	1967
T3	1	Billy Fletcher vs Houston	1963
T3	1	Billy Russell vs Tennessee Tech	1954
T3	1	Frank Mawyer vs Chattanooga	1950

CAREER

KICKOFF RETURNS

RK	RET	PLAYER	YEARS
1	112	Michael Grandberry	2005-08
2	87	Tony Pollard	2016-18
3	59	D.A. Griffin	2008-10
4	55	William Arnold	1987-90
5	53	Antoine Harden	2000-02
T6	47	Joe Craig	2013-14
T6	47	Jerry Harris	1983-86
8	45	Derrick Crawford	1980-83
9	42	Bobby McCain	2011-14
10	40	Dornell Harris	1971-73

MOST KICKOFF RETURN YARDS

RK	YDS	PLAYER	YEARS
1	2,616	Tony Pollard	2016-18
2	2,401	Michael Grandberry	2005-08
3	1,202	William Arnold	1987-90
4	1,172	Joe Craig	2013-14
5	1,165	Jerry Harris	1983-86
6	1,162	D.A. Griffin	2008-10
7	1,085	Antoine Harden	2000-02
8	1,061	Bobby McCain	2011-14
9	957	Derrick Crawford	1980-83
10	900	Russ Vollmer	1960-63

HIGHEST KICKOFF RETURN AVERAGE

RK	AVG	PLAYER	YEARS
1	32.14	Gabriel Rogers	2019-20
2	30.7	Chris Claybrooks	2018-19
3	30.1	Tony Pollard	2016-18
4	30.0	Russ Vollmer	1960-63
5	28.1	Bobby Ward	1973-74
6	27.7	Nick Bouni	1956-59
7	27.0	Antonio Gibson	2018-19

HIGHEST KICKOFF RETURN AVERAGE

RK	AVG	PLAYER	YEARS
T8	26.8	Joe Craig	2013
T8	26.8	Stan Davis	1969-71
10	25.5	Brian Davis	1994-95

MOST KICKOFF RETURN TD

RK	TD	PLAYER	YEARS
1	7	Tony Pollard	2016-18
T2	1	Chris Claybrooks vs Cincinnati	2019
T2	1	Antonio Gibson vs SMU	2019
T2	1	Gabriel Rogers vs Navy	2019
T2	1	Darrell Henderson at SMU	2016
T2	1	Kevin Cobb vs Tennessee	1996
T2	1	Mac Cody vs Cincinnati	1993
T2	1	Charles Wilson vs Tulane	1988
T2	1	Jerry Harris vs Southern Miss	1983
T2	1	Charles Greenhill vs Cincinnati	1983
T2	1	Terdell Middleton vs North Texas	1975
T2	1	Stan Davis vs Cincinnati	1972
T2	1	Nick Pappas vs Ole Miss	1967
T2	1	Billy Fletcher vs Houston	1963
T2	1	Billy Russell vs Tennessee Tech	1954
T2	1	Frank Mawyer vs Chattanooga	1950

TEAM SINGLE GAME

MOST KICKOFF RETURNS

RK	RET	OPPONENT	YEAR
1	10	vs Mississippi State	2011
T2	9	at UCF	2017
T2	9	vs Houston	2010
T2	9	vs Tennessee	2009
T2	9	vs Houston	2009
T2	9	vs UCF	2007
T2	9	vs Louisville	2004
T2	9	vs Cincinnati	2002
T2	9	vs Tennessee	2001

MOST KICKOFF RETURN YARDS

RK	YDS	OPPONENT	YEAR
1	220	vs SMU	2019
2	215	vs Wake Forest	2018
3	214	vs UCF	2007
4	200	vs Middle Tennessee	2012
5	196	vs Cincinnati	2002
6	195	vs UAB	2011
7	187	vs Navy	2019
T8	186	vs ECU	2007
T8	186	vs Southern Miss	1983
10	184	vs Mississippi State	2010

FEWEST KICKOFF RETURN YARDS

RK	YDS	OPPONENT	YEAR
1	0	vs several opponents; last at Temple	2019

TEAM SINGLE SEASON

MOST KICKOFF RETURNS

RK	RET	YEAR
1	74	2010
2	69	2007
3	67	2011
4	66	2009
T5	57	2008, 1986
7	54	2018

KICKOFF RETURN RECORDS

MOST KICKOFF RETURNS

RK	RET	YEAR
T8	50	2012, 1998
T10	48	2017, 2002

FEWEST KICKOFF RETURNS

RK	RET	YEAR
1	17	1962

MOST KICKOFF RETURN YARDS

RK	YDS	YEAR
1	1,525	2007
2	1,357	2009
3	1,351	2010
T4	1,249	2017, 2016
6	1,207	2011
7	1,206	2019
8	1,141	2012
9	1,111	1986
10	1,088	2013

FEWEST KICKOFF RETURN YARDS

RK	YDS	YEAR
1	388	1960

YEAR-BY-YEAR KICKOFF RETURN LEADERS

YEAR	PLAYER	NO.	YDS	TD
1956	Andy Nelson	8	183	0
1957	Bob Schmidt	7	149	0
1959	Nick Bouni	4	166	0
1960	Nick Bouni	8	159	0
1961	Russell Vollmer	10	280	0
1962	Russell Vollmer	10	302	1
1963	Russell Vollmer	9	290	1
1964	Billy Fletcher	16	389	0
1965	Bob Baxter	14	303	1
1966	Bob Baxter	19	449	0
1967	Nick Pappas	17	527	1
1968	Jay McCoy	6	215	0
1969	Stan Davis	14	361	0
1970	Gerald Tinker	17	363	0
1971	Dornell Harris	14	294	0
1972	Dornell Harris	17	404	0
1973	Bobby Ward	14	404	0
1974	Bobby Ward	16	438	0
1975	Terdell Middleton	11	231	1
1976	Ricky Rivas	21	406	0
1977	Keith Wright	17	345	0
1978	Eddie Hill	20	367	0
1979	Richard Williams	17	348	0
1980	Derrick Burroughs	12	246	0
1981	Derrick Crawford	22	467	0
1982	Derrick Crawford	7	157	0
1983	Derrick Crawford	12	247	0
1984	Jerry Harris	20	446	0
1985	Jerry Harris	15	369	0
1986	Sammy Seals	21	523	0
1987	William Arnold	24	555	0
1988	Charles Wilson	30	735	1
1989	Reginald Jones	28	622	0
1990	William Arnold	23	485	0
1991	Xavier Crawford	10	275	0
1992	John Martin	9	272	0
1993	Mac Cody	13	429	1
1994	Brian Davis	16	416	0
1995	Kevin Cobb	11	222	0
1996	Damien Dodson	19	362	0
1997	Kevin Cobb	16	342	0
1998	Keith Cobb	19	432	0

YEAR-BY-YEAR KICKOFF RETURN LEADERS

YEAR	PLAYER	NO.	YDS	TD
1999	Ken Coutain	11	184	0
2000	Ryan Johnson	12	219	0
2001	Antoine Harden	25	533	0
2002	Antoine Harden	26	504	0
2003	DeAngelo Williams	13	299	0
2004	LaKendus Cole	15	261	0
2005	Joe Doss	19	423	0
2006	M. Grandberry	21	517	0
2007	M. Grandberry	59	1,286	0
2008	M. Grandberry	31	575	0
2009	Marcus Hightower	24	535	0
2010	D.A. Griffin	39	748	0
2011	Curtis Johnson	24	470	0
2012	Bobby McCain	28	721	0
2013	Joe Craig	27	724	0
2014	Joe Craig	20	448	0
2015	Jae'Lon Oglesby	25	588	0
2016	Tony Pollard	38	1,068	2
2017	Tony Pollard	22	881	4
2018	Tony Pollard	27	667	1
2019	Antonio Gibson	23	645	1
2020	Tajh Washington	12	242	0

CAREER KICKOFF RETURN LEADERS

RK	PLAYER	YEARS	NO.	YDS	AVG
1	Tony Pollard	2016-18	87	2,616	30.1
2	Michael Grandberry	2005-08	112	2,401	21.4
3	William Arnold	1987-90	55	1,202	21.8
4	Joe Craig	2013-14	47	1,172	24.9
5	Jerry Harris	1983-86	47	1,165	24.8
7	D.A. Griffin	2008-10	59	1,162	19.7
8	Bobby McCain	2011-14	42	1,061	25.3
9	Antoine Harden	2000-02	53	1,085	20.5
10	Russ Vollmer	1960-63	29	900	30.0
11	Dornell Harris	1971-73	40	868	21.7
12	Bobby Ward	1973-74	30	842	28.1
13	Kevin Cobb	1994-97	39	837	21.2
14	DeAngelo Williams	2002-05	37	824	22.3
15	Curtis Johnson	2009-11	39	778	19.9
16	Bob Baxter	1965-67	33	752	22.8
17	Keith Wright	1974-77	36	738	20.5
18	Charles Wilson	1986-88	30	735	24.5
19	Stan Davis	1969-71	26	697	26.8
T20	Antonio Gibson	2018-19	24	647	27.0
T20	John Martin	1993-94	25	647	25.9

100-YARD KICK RETURN GAMES

TONY POLLARD (12)

YDS	OPPONENT	YEAR
209	vs Wake Forest	2018
174	vs USF	2016
161	vs Tulsa	2016
152	at UCF	2018
148	vs Southern Illinois	2017
144	vs ULM	2017
141	vs Temple	2016
134	at Navy	2016
115	at Houston	2017
114	at Ole Miss	2016
108	vs Houston	2016
100	vs ECU	2017

MICHAEL GRANDBERRY (9)

YDS	OPPONENT	YEAR
168	vs Southern Miss	2007

MICHAEL GRANDBERRY (9)

YDS	OPPONENT	YEAR
160	vs UCF	2007
153	vs Florida Atlantic	2007
145	vs SMU	2007
138	vs UCF	2006
124	vs Tulane	2007
121	vs Rice	2008
118	vs UTEP	2006
111	vs Arkansas State	2007

D.A. GRIFFIN (6)

YDS	OPPONENT	YEAR
145	vs Houston	2010
128	vs Southern Miss	2010
118	vs UAB	2010
107	vs USF	2008
100	vs Marshall	2010
100	vs UCF	2010

KEITH COBB (3)

YDS	OPPONENT	YEAR
141	vs ECU	1998
140	vs Southern Miss	1998
136	vs Tulane	1998

BOBBY MCCAIN (3)

YDS	OPPONENT	YEAR
138	vs Middle Tennessee	2012
131	vs Duke	2012
121	vs Houston	2014

NICK PAPPAS (3)

YDS	OPPONENT	YEAR
141	vs Houston	1967
129	vs Ole Miss	1967
116	vs Utah State	1967

RICHARD WILLIAMS (3)

YDS	OPPONENT	YEAR
133	vs Florida State	1979
129	vs Ole Miss	1980
104	vs Ole Miss	1979

CHARLES WILSON (3)

YDS	OPPONENT	YEAR
152	vs Tulane	1988
130	vs Southern Miss	1988
104	vs Tulsa	1988

BOB BAXTER (2)

YDS	OPPONENT	YEAR
108	vs Ole Miss	1965
100	vs Southern Miss	1965

CHRIS CLAYBROOKS (2)

YDS	OPPONENT	YEAR
126	vs Cincinnati	2019
107	vs Tulane	2019

JOE CRAIG (2)

YDS	OPPONENT	YEAR
177	at Connecticut	2013
132	vs BYU	2014

MAC CODY (2)

YDS	OPPONENT	YEAR
152	vs Cincinnati	1993
114	vs Ole Miss	1992

KICKOFF RETURN RECORDS

JERRY HARRIS (2)

YDS	OPPONENT	YEAR
167	vs Southern Miss	1983
121	vs Alabama	1985

MARCUS HIGHTOWER (2)

YDS	OPPONENT	YEAR
169	vs Houston	2009
117	vs UAB	2009

JAE'LON OGLESBY (2)

YDS	OPPONENT	YEAR
132	vs Cincinnati	2015
121	vs Houston	2015

DAVID BERRONG (1)

YDS	OPPONENT	YEAR
133	vs Wichita State	1968

KEVIN COBB (1)

YDS	OPPONENT	YEAR
131	vs Tennessee	1996

LaKENDUS COLE (1)

YDS	OPPONENT	YEAR
118	vs Louisville	2004

RUSSELL COPELAND (1)

YDS	OPPONENT	YEAR
108	vs Florida State	1989

DERRICK CRAWFORD (1)

YDS	OPPONENT	YEAR
111	vs Southern Miss	1981

XAVIER CRAWFORD (1)

YDS	OPPONENT	YEAR
163	vs Missouri	1997

BRIAN DAVIS (1)

YDS	OPPONENT	YEAR
115	vs Mississippi State	1995

STAN DAVIS (1)

YDS	OPPONENT	YEAR
138	vs Tennessee	1969

JOSEPH DOSS (1)

YDS	OPPONENT	YEAR
110	vs UTEP	2005

LAVARIS EDWARDS (1)

YDS	OPPONENT	YEAR
138	vs SMU	2011

TOMMY ELRED (1)

YDS	OPPONENT	YEAR
147	vs Southern Miss	1964

BILLY FLETCHER (1)

YDS	OPPONENT	YEAR
107	vs Ole Miss	1964

ANTONIO GIBSON (1)

YDS	OPPONENT	YEAR
159	vs SMU	2019

ANTOINE HARDEN (1)

YDS	OPPONENT	YEAR
160	vs Tennessee	2001

DORNELL HARRIS (1)

YDS	OPPONENT	YEAR
146	vs Drake	1972

EDDIE HILL (1)

YDS	OPPONENT	YEAR
107	vs Wichita State	1978

CHRIS HOBBS (1)

YDS	OPPONENT	YEAR
127	vs ECU	2009

CURTIS JOHNSON (1)

YDS	OPPONENT	YEAR
162	vs UAB	2011

P.T. JONES (1)

YDS	OPPONENT	YEAR
157	vs Tulane	1997

REGINALD JONES (1)

YDS	OPPONENT	YEAR
111	vs Florida	1989

CHRIS KELLEY (1)

YDS	OPPONENT	YEAR
145	vs Cincinnati	2004

JOHN MARTIN (1)

YDS	OPPONENT	YEAR
108	vs Tennessee	1992

SEAN McCANN (1)

YDS	OPPONENT	YEAR
111	vs Mississippi State	1979

ANTHONY MILLER (1)

YDS	OPPONENT	YEAR
105	vs Navy	2015

SAMMY SEALS (1)

YDS	OPPONENT	YEAR
125	vs Tennessee	1986

LANCE SMITH (1)

YDS	OPPONENT	YEAR
121	vs Middle Tennessee	2009

RUSSELL VOLLMER (1)

YDS	OPPONENT	YEAR
108	vs Mississippi State	1963

BOBBY WARD (1)

YDS	OPPONENT	YEAR
111	vs Houston	1973

GERALD WHITE (1)

YDS	OPPONENT	YEAR
108	vs Mississippi State	1986

DeANGELO WILLIAMS (1)

YDS	OPPONENT	YEAR
152	vs Cincinnati	2002

PUNT RETURN RECORDS

INDIVIDUAL SINGLE GAME

MOST PUNT RETURNS

RK	RET	PLAYER VS OPPONENT	YEAR
1	10	Ryan Roskelly vs Tulsa	1994
2	8	Calvin Austin vs SFA	2020
3	7	Darron White vs Chattanooga	2004
4	6	Traveon Samuel at USF	2019
T4	6	Keiwone Malone vs MTSU	2014
T4	6	Ryan Johnson vs UAB	2001
T4	6	Damien Dodson vs Houston	1997
T4	6	Russell Copeland vs Cincinnati	1992
T4	6	Jerry Harris vs Mississippi State	1985
T4	6	Keith Wright vs North Texas State	1974
T4	6	Stan Davis vs Tennessee	1969
T4	6	Bob Baxter vs Ole Miss	1965

MOST PUNT RETURN YARDS

RK	YDS	PLAYER VS OPPONENT	YEAR
1	194	Ryan Roskelly vs Tulsa	1994
2	133	David Berrong vs Wichita State	1968
3	120	Keith Wright vs North Texas State	1974
4	117	Calvin Austin vs SFA	2020
5	112	Keiwone Malone vs UAB	2012
6	109	Pop Williams vs Tulsa	2018
T7	94	Damien Dodson vs Houston	1997
T7	94	Keith Wright vs Louisville	1975
T7	94	Frank Mawyer vs Chattanooga	1950
T10	92	Darron White vs Tulane	2004
T10	92	Ryan Johnson vs Cincinnati	2000
T10	92	Stan Davis vs Southern Miss	1972
T10	92	Bob Baxter vs Ole Miss	1967

HIGHEST PUNT RETURN AVERAGE

RK	AVG	PLAYER VS OPPONENT	YEAR
1	33.3	David Berrong vs Wichita State	1968
2	30.7	Bob Baxter vs Ole Miss	1967

HIGHEST PUNT RETURN AVERAGE

RK	AVG	PLAYER VS OPPONENT	YEAR
3	30.6	Ryan Johnson vs Cincinnati	2000
4	30.0	Keith Wright vs North Texas	1974
5	28.0	Roderick Proctor vs Missouri State	2015
6	27.2	Pop Williams vs Tulsa	2018
7	22.4	Keiwone Malone vs UAB	2012
8	21.8	Bobby Ward vs Ole Miss	1973
9	19.4	Ryan Roskelly vs Tulsa	1994
10	18.7	Pop Williams vs Georgia State	2018

MOST PUNT RETURN TDs

RK	TD	PLAYER VS OPPONENT	YEAR
T1	1	Calvin Austin vs Stephen F. Austin	2020
T1	1	Pop Williams vs Tulsa	2018
T1	1	Roderick Proctor vs Missouri State	2015
T1	1	Darron White vs Tulane	2004
T1	1	Keith Cobb vs Southwestern La.	1995
T1	1	Ryan Roskelly vs Tulsa	1994
T1	1	Judson Flint vs Ole Miss	1978

PUNT RETURN RECORDS

MOST PUNT RETURN TDs

RK	TD	PLAYER VS OPPONENT	YEAR
T1	1	Judson Flint vs Louisville	1978
T1	1	Keith Wright vs Louisville	1976
T1	1	Keith Wright vs Wichita State	1976
T1	1	Keith Wright vs Louisville	1975
T1	1	Keith Wright vs North Texas	1974
T1	1	Steve Jaggard vs Tulsa	1968
T1	1	Bob Baxter vs Ole Miss	1967
T1	1	Bob Sherlag vs Wake Forest	1964
T1	1	Russell Vollmer vs Ole Miss	1962
T1	1	10 blocked punts for TD	1974

LONGEST PUNT RETURN

RK	YDS	PLAYER VS OPPONENT	YEAR
1	97	Keith Wright vs North Texas	1974
T2	94	Keith Wright vs Louisville	1975
T2	94	Frank Sawyer vs Chattanooga	1950
4	89	Billy Russell vs Tennessee Tech	1954
5	88	Russ Vollmer vs Ole Miss	1962
T6	86	Ricky Rivas vs Wichita State	1975
T6	86	Jack Carter vs Chattanooga	1961

INDIVIDUAL SINGLE SEASON

MOST PUNT RETURNS

RK	RET	PLAYER	YEAR
1	40	Ryan Roskelley	1994
T2	37	Ryan Johnson	2000
T2	37	Russell Copeland	1992
T4	36	Darron White	2002
T4	36	Ryan Johnson	2001
6	34	Keiwone Malone	2014
T7	32	Brandon McDonald	2005
T7	32	Darron White	2004
9	31	Charlie Babb	1971
10	30	Ryan Roskelley	1995

MOST PUNT RETURN YARDS

RK	YDS	PLAYER	YEAR
1	468	Ryan Roskelley	1994
2	389	Ryan Johnson	2000
3	376	Ryan Johnson	2001
4	351	Russell Copeland	1992
5	347	Darron White	2004
6	313	Pop Williams	2018
7	308	Bob Baxter	1967
8	301	Darron White	2002
T9	261	Keiwone Malone	2014
T9	261	Keiwone Malone	2012

HIGHEST PUNT RETURN AVERAGE

RK	AVG	PLAYER	YEAR
1	34.1	Jack Carter	1961
2	27.8	Keith Wright	1975
T3	20.4	Frank Talerico	1956
T3	20.4	Russ Vollmer	1962
5	18.9	Andy Nelson	1956

MOST PUNT RETURN TD

RK	TD	PLAYER	YEAR
T1	2	Judson Flint	1978
T1	2	Keith Wright	1976
T3	1	21 times (last Calvin Austin vs SFA)	2020

CAREER

MOST PUNT RETURNS

RK	RET	PLAYER	YEARS
1	83	Keiwone Malone	2011-14
2	76	Ryan Johnson	1999-2001
3	70	Ryan Roskelley	1994-95
4	68	Darron White	2001-04
5	58	Pop Williams	2016-19
6	57	Keith Wright	1974-77
7	48	Anthony Parker	1979-82
8	47	Jerry Harris	1983-86
9	46	Brandon McDonald	2005-06
10	41	Charlie Babb	1969-71

MOST PUNT RETURN YARDS

RK	YDS	PLAYER	YEARS
1	816	Keith Wright	1974-77
2	784	Ryan Johnson	1999-2001
3	720	Ryan Roskelley	1994-95
4	716	Keiwone Malone	2011-14
5	648	Darron White	2001-04
6	503	Pop Williams	2016-19
7	450	Bob Baxter	1965-67
8	376	David Berrong	1967-69
9	361	Jack Carter	1959-61
10	354	Russell Copeland	1989-92

HIGHEST PUNT RETURN AVERAGE

RK	AVG	PLAYER	YEARS
1	20.1	Jack Carter	1959-61
T2	14.3	Keith Wright	1974-77
T2	14.3	Russ Vollmer	1960-63
4	12.3	Keiwone Malone	2012-14
5	11.9	James Thompson	1972-74
6	11.4	David Berrong	1967-69
7	10.3	Ryan Roskelley	1994-95

MOST PUNT RETURN TD

RK	TD	PLAYER	YEARS
1	4	Keith Wright	1974-77
2	2	Judson Flint	1978-79
T3	1	21 players tied with one	

TEAM SINGLE GAME

MOST PUNT RETURNS

RK	RET	OPPONENT	YEAR
1	10	vs Tulsa	1994
2	9	vs Mississippi State	1985
T3	8	vs Stephen F. Austin	2020
T3	8	vs Quantico	1966
T5	7	vs Austin Peay	2014
T5	7	vs Chattanooga	2004
T5	7	vs Tennessee Tech	1962

MOST PUNT RETURN YARDS

RK	YDS	OPPONENT	YEAR
1	194	vs Tulsa	1994
2	138	vs UAB	2012
T3	133	vs Tulsa	1968
T3	133	vs Wichita State	1968
5	120	vs North Texas State	1974
6	117	vs Stephen F. Austin	2020
7	112	vs Austin Peay	2014
8	109	vs Tulsa	2018
9	97	vs Cincinnati	1972

FEWEST PUNT RETURN YARDS

RK	YDS	OPPONENT	YEAR
T1	-8	vs Tulsa	2010
T1	-8	vs Tulane	2003

MOST PUNT RETURN TD

RK	TDs	OPPONENT	YEAR
1	3	vs Tulsa (two on blocked punts)	1968
T2	1	22 times (last vs SFA)	2020

TEAM SINGLE SEASON

MOST PUNT RETURNS

RK	RET	YEAR
1	47	1994
2	44	2002
3	42	2014
4	39	2000
5	38	1971
6	36	2001
T7	35	1995, 1993
9	33	2004
10	32	2005

FEWEST PUNT RETURNS

RK	RET	YEAR
1	10	2011

MOST PUNT RETURN YARDS

RK	YDS	YEAR
1	514	1994
2	468	1992
3	408	1961
4	385	1972
5	381	1968

FEWEST PUNT RETURN YARDS

RK	YDS	YEAR
1	5	2010
2	54	1980

MOST PUNT RETURN TDs

RK	TDs	YEAR
1	3	1968
T2	2	1978, 1976, 1974

YEAR-BY-YEAR PUNT RETURN LEADERS

YEAR	PLAYER	NO.	YDS	TD
1956	Andy Nelson	10	189	0
1957	Frank Talerico	5	57	0
1959	Nick Bouni	5	73	0
1960	Nick Bouni	3	76	0
1961	Jack Carter	7	239	1
1962	Russell Vollmer	11	224	0
1963	Ollie Cordill	6	51	0
1964	Ollie Cordill	7	87	0
1965	Tommy Elred	15	149	0
1966	Bob Baxter	21	142	0
1967	Bob Baxter	19	308	1
1968	David Berrong	19	254	0
1969	David Berrong	14	122	0
1970	Charlie Babb	10	55	0
1971	Charlie Babb	31	180	0
1972	James Thompson	19	240	0
1973	Bobby Ward	15	124	0
1974	Keith Wright	13	218	1
1975	Keith Wright	7	169	1
1976	Keith Wright	16	228	2
1977	Keith Wright	21	201	0
1978	Judson Flint	19	211	2
1979	Anthony Parker	12	79	0

PUNT RETURN RECORDS

YEAR-BY-YEAR PUNT RETURN LEADERS

YEAR	PLAYER	NO.	YDS	TD
1980	Anthony Parker	15	53	0
1981	Anthony Parker	17	126	0
1982	Enis Jackson	10	53	0
1983	Derrick Crawford	6	59	0
1984	Jerry Harris	19	129	0
1985	Jerry Harris	27	180	0
1986	Jerry Craine	14	160	0
1987	Sammy Seals	13	67	0
1988	Mike Nettles	13	59	0
1989	Glenn Rogers, Jr.	7	69	0
1990	Glenn Rogers, Jr.	16	109	0
1991	Cliff Robinson	23	116	0
1992	Russell Copeland	37	351	0
1993	John Martin	17	152	0
1994	Ryan Roskelly	40	468	1
1995	Ryan Roskelly	30	252	0
1996	Chancy Carr	23	117	0
1997	Damien Dodson	18	218	0
1998	Damien Dodson	12	56	0
1999	Tripp Higgins	25	141	0
2000	Ryan Johnson	37	389	0
2001	Ryan Johnson	36	376	0
2002	Darron White	36	301	0
2003	Cole Hoppe	27	211	0
2004	Darron White	32	347	1
2005	Brandon McDonald	32	153	0
2006	Brandon McDonald	14	152	0
2007	Earnest Williams	13	117	0
2008	D.A. Griffin	23	190	0
2009	Chris Hobbs	10	37	0
2010	Curtis Johnson	6	6	0
2011	Keiwone Malone	2	35	0
2012	Keiwone Malone	22	261	0
2013	Keiwone Malone	25	159	0

YEAR-BY-YEAR PUNT RETURN LEADERS

YEAR	PLAYER	NO.	YDS	TD
2014	Keiwone Malone	34	261	0
2015	Roderick Proctor	19	140	1
2016	Anthony Miller	15	97	0
2017	Pop Williams	18	102	0
2018	Pop Williams	29	313	1
2019	Traveon Samuel	13	106	0
2020	Calvin Austin	20	188	1

TOP PUNT RETURN PERFORMANCES

RK	YDS	NAME VS OPPONENT	YEAR
T22	78	Keith Wright vs Ole Miss	1976
T22	78	James Thompson vs Tulsa	1972
T22	78	James Thompson vs Cincinnati	1972
T22	78	Steve Cacciola vs Florida State	1974

TOP PUNT RETURN PERFORMANCES

RK	YDS	NAME VS OPPONENT	YEAR
1	194	Ryan Roskelly vs Tulsa	1994
2	133	David Berrong vs Wichita St.	1968
3	120	Keith Wright vs North Texas	1974
4	117	Calvin Austin vs Stephen F. Austin	2020
5	112	Keiwone Malone vs UAB	2012
6	109	Pop Williams vs Tulsa	2018
T7	94	Keith Wright vs Louisville	1975
T7	94	Damien Dodson vs Houston	1997
T7	94	Frank Mawyer vs Chattanooga	1950
T10	92	Darron White vs Tulane	2004
T10	92	Ryan Johnson vs Cincinnati	2000
T10	92	Bob Baxter vs Ole Miss	1967
T10	92	Stan Davis vs Southern Miss	1972
14	89	Billy Russell vs Tennessee Tech	1954
15	88	Russ Vollmer vs Ole Miss	1962
T16	87	Jerry Craine vs Tennessee	1986
T16	87	Bobby Ward vs Ole Miss	1973
T18	86	Russell Copeland vs Cincinnati	1992
T19	86	Ricky Rivas vs Wichita State	1965
T19	86	Jack Carter vs Chattanooga	1971
21	84	Roderick Proctor vs Missouri St.	2015
T22	78	Darron White vs Chattanooga	2004

CAREER PUNT RETURN LEADERS

RK	PLAYER	YEARS	NO.	YDS	AVG
1	Keith Wright	1974-77	57	816	14.3
2	Ryan Johnson	1999-01	76	784	10.3
3	Ryan Roskelly	1994-95	70	720	10.3
4	Keiwone Malone	2011-14	83	716	8.6
5	Darron White	2001-04	68	648	9.5
6	Pop Williams	2016-19	58	503	8.7
7	Bob Baxter	1965-67	40	450	11.3
8	David Berrong	1967-69	33	376	11.4
9	Jack Carter	1959-61	18	361	20.1
10	Russell Copeland	1989-92	38	354	9.5
11	Jerry Harris	1983-86	47	314	6.7
12	Brandon McDonald	2005-06	46	305	6.6
13	Damien Dodson	1996-99	35	295	8.4
14	Anthony Parker	1979-82	48	290	6.0
15	Anthony Carter	1979-82	12	272	22.6
16	James Thompson	1972-74	22	269	12.2
17	Russell Vollmer	1960-63	17	258	15.2
18	Charlie Babb	1969-71	41	235	5.7
19	Tommy Elred	1964-66	23	224	9.7
20	Judson Flint	1977-78	19	211	11.1
21	D.A. Griffin	2008-10	33	209	6.3

DEFENSE RECORDS

INDIVIDUAL SINGLE GAME

MOST SOLO TACKLES

RK	NO.	PLAYER VS OPPONENT	YEAR
1	19	Pete Scatamacchia vs Louisville	1979
2	16	Alex Dees vs Southern Miss	1968
T3	15	Jamon Hughes vs Southern Miss	2010
T3	15	Dave Pawlik vs San Jose State	1971
T5	14	Wilson Neely vs Mississippi St.	1986
T5	14	Shareef White vs Auburn	2015
T5	14	Jamon Hughes vs UAB	2010
T5	14	Todd Ondra vs Louisville	1978
8	12	Glenn Sumter vs Southern Miss	2001
T9	11	Sanchez Blake at Temple	2019
T9	11	Austin Hall vs Tulane	2017
T9	11	TJ Carter at Houston	2017

MOST ASSISTED TACKLES

RK	NO.	PLAYER VS OPPONENT	YEAR
1	19	Art Brumit vs Utah State	1967
T2	13	Quinton McCrary vs Tennessee	2006
T2	13	Damon Young vs Tulane	1987
T2	13	Joe Rushing vs Utah State	1967
T5	12	Charles Harris vs Arkansas State	2012
T5	12	Jamon Hughes vs ECU	2010
T5	12	Jamon Hughes vs Marshall	2010
T5	12	Jamon Hughes vs Houston	2009
T5	12	Todd Ondra vs Northeast La.	1979
T5	12	Todd Ondra vs Louisville	1979

MOST TOTAL TACKLES

RK	NO.	PLAYER VS OPPONENT	YEAR
1	25	Pete Scatamacchia vs Louisville	1979

MOST TOTAL TACKLES

RK	NO.	PLAYER VS OPPONENT	YEAR
T2	21	Jamon Hughes vs Southern Miss	2010
T2	21	Tommy James vs Utah State	1970
T2	21	Alex Dees vs Southern Miss	1968
T5	20	Kamal Shakir vs Army	1999
T5	20	John Allen vs Houston	1968
T5	20	Glenn Whittemore vs Southern Miss	1973
T5	20	Todd Ondra vs Texas A&M	1979
T5	20	Mike Kleimeyer vs Tennessee	1981
T10	18	Jamon Hughes vs Houston	2009
T10	18	Todd Ondra vs Tulane	1980

MOST QUARTERBACK SACKS

RK	NO.	PLAYER VS OPPONENT	YEAR
T1	4	Clinton McDonald vs Arkansas St.	2008
T1	4	James Logan vs Arkansas St.	1994
T1	4	Marlon Brown vs Louisville	1987
4	3.5	Genard Avery vs Tulane	2017
T5	3	by eight different players	

MOST TACKLES FOR LOSS

RK	NO.	PLAYER VS OPPONENT	YEAR
1	6	Tony Williams vs Tennessee	1996
2	5.5	Genard Avery vs Tulane	2017
T3	5	Bryce Huff at Tulane	2018
T3	5	Marlon Brown vs Southern Miss	1987
T3	5	Rod Brown vs Arkansas	1993
6	4.5	Martin Ifedi vs Arkansas State	2013
T7	4	by 17 diff. players; last Joseph Dorceus vs SFA	2020

MOST FUMBLE RECOVERIES

RK	NO.	PLAYER VS OPPONENT	YEAR
T1	3	Quinton McCrary vs UCF	2007
T1	3	Ricky Kale vs Southern Miss	1970
T3	2	Austin Hall at South Alabama	2019
T3	2	Michael Edwards Jr. vs Kansas	2016
T3	2	Ryan Coleman vs SMU	2013
T3	2	Akeem Davis vs SMU	2011
T3	2	Jake Kasser vs Ole Miss	2007
T3	2	Eric Taylor vs Arkansas State	2003
T3	2	Reginald Howard vs Ole Miss	1999
T3	2	Demorrio Shank vs Houston	1998
T3	2	Larry Frankenbach vs North Texas	1970

MOST FUMBLES RETURNED FOR TOUCHDOWNS

RK	NO.	PLAYER VS OPPONENT	YEAR
1	2	Ryan Coleman vs SMU	2013

LONGEST FUMBLE RETURN

RK	YDS	PLAYER VS OPPONENT	YEAR
1	88	Freddie Barnett vs Arkansas State	2007
2	85	Jaylon Allen vs Houston	2020
3	84	Corey Irby vs Louisville	1999
4	73	Glenn Sumter vs Mississippi State	2001
5	66	Idrees Bashir vs Tulane	2000
6	64	Manny Santibanez vs USM	1997
7	59	Bobby McCain vs MTSU	2014
8	57	Ruben Melton vs Cincinnati	1971
9	54	Jeremy Stewart vs ECU	1998
10	50	Jonathan Cook vs Kansas	2016

DEFENSE RECORDS

MOST PASS INTERCEPTIONS

RK	NO.	PLAYER VS OPPONENT	YEAR
T1	3	Bobby McCain at USF	2013
T1	3	Eddie Moore vs Tulane	1988
T1	3	Keith Simpson vs North Texas	1977
T1	3	Ollie Cordill vs Mississippi State	1965
T1	3	Bob Ford vs Murray State	1952

MOST INTERCEPTION RETURN YARDS

RK	YDS	PLAYER VS OPPONENT	YEAR
1	100	Idrees Bashir vs Army	2000
2	99	Robert Lyles vs Mississippi State	1958
3	98	Paul Haynes vs Tampa	1948
T4	95	Marty Hammock vs Southern Miss	1973
T4	95	Chris Hobbs vs Tennessee	1991
6	93	Bob Sherlag vs Wake Forest	1964
7	91	Bob Orians vs Southern Miss	1977
T8	90	Dominic Calloway vs ECU	1993
T8	90	Preston Watts vs Middle Tennessee	1941

LONGEST INTERCEPTION RETURN

RK	YDS	PLAYER VS OPPONENT	YEAR
1	100	Idrees Bashir vs Army	2000
2	99	Robert Lyles vs Mississippi State	1958
3	98	Paul Haynes vs Tampa	1948
T4	95	Chris Hobbs vs Tennessee	1991
T4	95	Marty Hammock vs Southern Miss	1973
T6	93	Bob Sherlag vs Wake Forest	1964
8	91	Bob Orians vs Southern Miss	1977
T9	90	Dominic Calloway vs ECU	1993
T9	90	Preston Watts vs Middle Tennessee	1941

MOST BLOCKED PUNTS

RK	NO.	PLAYER VS OPPONENT	YEAR
1	4	Ken Irvin vs Arkansas	1992

INDIVIDUAL SINGLE SEASON

MOST SOLO TACKLES

RK	NO.	PLAYER	YEAR
1	103	Dave Pawlik	1971
2	96	Eric Fairs	1985
3	92	Keith Butler	1977
4	90	Glenn Sumter	2001
T5	87	Kamal Shakir	1999
T5	87	Todd Ondra	1980
T5	87	Bob Finamore	1964

MOST ASSISTED TACKLES

RK	NO.	PLAYER	YEAR
1	79	Todd Ondra	1979
2	78	Michael Thomas	1980
3	77	Jamon Hughes	2010
4	69	Jesse Allen	1994
5	63	Danton Barto	1993
T6	61	Jerry Dandridge	1975
T6	61	John Allen	1969

MOST TOTAL TACKLES

RK	NO.	PLAYER	YEAR
1	162	Michael Thomas	1980
2	161	Dave Pawlik	1971
3	152	Keith Butler	1977
T4	147	Jamon Hughes	2010
T4	147	Todd Ondra	1980
T6	144	Danton Barto	1993
T6	144	Todd Ondra	1979

MOST TOTAL TACKLES

RK	NO.	PLAYER	YEAR
7	143	Kamal Shakir	1999
8	137	Glenn Sumter	2001

MOST QUARTERBACK SACKS

RK	NO.	PLAYER	YEAR
1	13	Andre Arnold	2000
2	11.5	Martin Ifedi	2013
T3	11	Marquis Bowling	1997
T3	11	Marlon Brown	1987
T3	11	Cedric Wright	1983
6	10	David Brandon	1986
7	9.5	Bryce Huff	2018
T8	9	Tramont Lawless	1999
T8	9	Bryan Barnett	1994

MOST TACKLES FOR LOSS (YARDAGE)

RK	NO.	PLAYER	YEAR
1	22	Genard Avery (104 yds.)	2017
2	21	Marlon Brown (126 yds.)	1987
3	20	Tony Williams (96 yds)	1996
4	19	Bryce Huff (80 yds.)	2018
T5	17	Tim Harris (83 yds.)	1984
T5	17	Eric Fairs (70 yds.)	1984
T7	16.5	Frank Trotter (26 yds.)	2010
T8	16	Marquis Bowling (80 yds.)	1997
T8	16	Marcus Bell (61 yds.)	2010
T10	15.5	Bryce Huff (75 yds.)	2009
T10	15.5	Tank Jakes (63 yds.)	2014
T12	14.5	Joseph Dorcuus (56 yds.)	2019
T12	14.5	Martin Ifedi (73 yds.)	2013
T14	14	Andre Arnold (82 yds.)	2000
T14	14	Tim Harris (60 yds.)	1985
T14	14	Marcus Bell (31 yds.)	1999

MOST FUMBLE RECOVERIES

RK	NO.	PLAYER	YEAR
1	6	Quinton McCrary	2007
2	5	Van Anderson	1974
T3	4	several tied at four; last Akeem Davis/Mitch Huelsing	2011

MOST PASS INTERCEPTIONS

RK	NO.	PLAYER	YEAR
1	11	Jerry Todd	1968
T2	8	David Berrong	1969
T2	8	Steve Jaggard	1969
4	7	Eddie Moore	1988
T5	6	Bobby McCain	2013
T5	6	Bill Brundzo	1966
T5	6	Walter Daggett	1971
T5	6	Percy Nabors	1983
T5	6	Glenn Sumter	2001

MOST INTERCEPTION YARDS

RK	YDS	PLAYER	YEAR
1	144	Percy Nabors	1983
2	136	David Berrong	1969
3	119	Glenn Rogers, Jr.	1988
4	113	Keith Spann	1996
5	108	Bobby McCain	2013
6	104	Charlie Babb	1971
7	100	Idrees Bashir	2000

MOST BLOCKED KICKS

RK	NO.	PLAYER	YEAR
T1	4	Ken Irvin	1992
T1	4	Marvin Chatman	1981
T3	3	Michael Stone	2000

MOST BLOCKED KICKS

RK	NO.	PLAYER	YEAR
T3	3	David Brandon	1984

CAREER

MOST SOLO TACKLES

RK	NO.	PLAYER	YEARS
1	273	Danton Barto	1990-93
2	266	Eric Fairs	1982-85
3	254	Kamal Shakir	1997-2000
4	240	Michael Thomas	1977-80
5	226	Keith Butler	1974-77
6	212	Jerry Dandridge	1972-75
T7	201	Tim Harris	1982-85
T7	201	Todd Ondra	1978-80
T9	200	Damon Young	1985-88
T9	200	Octavian Sharp	1984-86

MOST ASSISTED TACKLES

RK	NO.	PLAYER	YEARS
1	214	Michael Thomas	1977-80
2	200	Danton Barto	1990-93
3	171	Todd Ondra	1978-80
4	169	Eric Fairs	1982-85
5	168	Octavian Sharp	1984-86
6	163	Wesley Smith	2003-06
7	162	Kamal Shakir	1997-2000
8	158	Keith Butler	1974-77
9	157	Damon Young	1985-88
10	156	Jerry Dandridge	1972-75

MOST TOTAL TACKLES

RK	NO.	PLAYER	YEARS
1	473	Danton Barto	1990-93
2	454	Michael Thomas	1977-80
3	435	Eric Fairs	1982-85
4	416	Kamal Shakir	1997-2000
5	384	Keith Butler	1974-77
6	372	Todd Ondra	1978-80
T7	368	Octavian Sharp	1984-86
T7	368	Jerry Dandridge	1972-75

MOST INTERCEPTIONS

RK	NO.	PLAYER	YEARS
1	17	David Berrong	1967-69
2	16	Jerry Todd	1967-69
T3	13	Glenn Sumter	1998-2000
T3	13	Eric Harris	1973-76
T5	12	Bobby McCain	2011-14
T5	12	Glenn Rogers Jr.	1988-90
T5	12	Bill Brundzo	1965-67
T5	12	Steve Jaggard	1965-67
9	11	Keith Spann	1993-96

MOST INTERCEPTION RETURN YARDAGE (INT.)

RK	YDS	PLAYER	YEARS
1	267	Keith Spann (11)	1993-96
2	246	Bobby McCain (12)	2011-14
3	229	Glenn Rogers Jr. (9)	1988-90
4	216	Charlie Babb (9)	1969-71
5	196	David Berrong (17)	1967-69
6	188	Mike Nettles (8)	1985-88
7	184	Jerry Todd (16)	1967-69
8	183	Reggis Ball (7)	2012-15
9	176	Percy Nabors (8)	1981-83
10	158	Brandon McDonald (7)	2005-06

DEFENSE RECORDS

MOST QUARTERBACK SACKS

RK	NO.	PLAYER	YEARS
1	22.5	Martin Ifeidi	2010-14
2	22	Tramont Lawless	1996-99
3	21.5	Genard Avery	2014-17
4	20	Marquis Bowling	1995-98
5	19	Marlon Brown	1985-88
T6	18	Bryce Huff	2016-19
T6	18	Tim Harris	1982-85
T8	17	Tony Brown	1999-2002
T8	17	Marvin Thomas	1983-86
T8	17	Andre Arnold	1998-2000

MOST TACKLES FOR LOSS (YARDAGE)

RK	NO.	PLAYER	YEARS
1	49	Tim Harris (251 yds.)	1982-85
2	45.5	Genard Avery (216 yds.)	2014-17
3	42	Tony Brown (138 yds.)	1999-2002
4	39.5	Bryce Huff (182 yds.)	2016-19
5	36.5	Frank Trotter (84 yds.)	2008-11
T6	36	Martin Ifeidi (159 yds.)	2010-14
T6	36	Marlon Brown (192 yds.)	1985-88
8	35	Tony Williams (119 yds.)	1993-96
9	34	Marcus Bell (107 yds.)	1997-2000
10	33.5	Austin Hall (97 yds.)	2016-19

TEAM SINGLE GAME & SEASON

FEWEST RUSHES ALLOWED

Game	15 by North Texas	1965
Season	322	1962

MOST RUSHES ALLOWED

Game	82 by Houston	1968
Season	603	1980

FEWEST RUSHING YARDS ALLOWED

Game	-4 by Ole Miss	1993
Season	758	1962

MOST RUSHING YARDS ALLOWED

Game	523 by Texas A&M	1978
Season	2,632	2007

FEWEST PASS COMPLETIONS ALLOWED

Game	1 three times; last vs Southern Miss	1976
Season	48	1957

MOST PASS COMPLETIONS ALLOWED

Game	47 by Houston	2016
Season	304	2016

FEWEST PASSING YARDS ALLOWED

Game	5 by Southern Miss	1976
Season	566	1962

MOST PASSING YARDS ALLOWED

Game	620 by Cincinnati	2015
Season	3,667	2017

FEWEST TOTAL YARDS ALLOWED

Game	87 by Texas-Arlington	1962
	87 by Tennessee Tech	1962
Season	1,324	1962

MOST TOTAL YARDS ALLOWED

Game	798 by UCF	2020
Season	6,061	2017

MOST POINTS ALLOWED

Game	92 by Ole Miss	1935
	66 by Florida State (modern day records since 1947)	1979
Season	478	2010

MOST RUSHING TOUCHDOWNS ALLOWED

Game	7 by UCF	2007
Season	32	2018

FEWEST RUSHING TOUCHDOWNS ALLOWED

Season	2	1961
--------	---	------

MOST TOUCHDOWN PASSES ALLOWED

Game	6 by Houston	2010
	6 by Tennessee & Houston	2009
	6 by Florida State	1969
Season	38	2010

FEWEST TOUCHDOWN PASSES ALLOWED

Season	1	1962
--------	---	------

MOST TOTAL TOUCHDOWNS ALLOWED

Season	61	2010
--------	----	------

FEWEST TOTAL TOUCHDOWNS ALLOWED

Season	7	1963
--------	---	------

MOST INTERCEPTIONS

Game	6 vs ECU	1993
	6 vs Tulsa	1972
Season	29	1968

FEWEST INTERCEPTIONS

Season	7	1978
--------	---	------

MOST FUMBLE RECOVERIES

Game	6 vs North Texas	1968
Season	26	1976

FEWEST FUMBLE RECOVERIES

Season	5	2010
--------	---	------

MOST QUARTERBACK SACKS

Game	7 at Tulane	2018
	7 vs Tulane	2017
	7 vs Arkansas State	2013
	7 vs Houston	2006
	7 vs ECU	2003
	7 vs ECU	1998
	7 vs Arkansas State	1994

MOST BLOCKED KICKS

Game	4 vs Arkansas	1992
Season	8	1999

MOST TACKLES FOR LOSS

Game	16 vs Tennessee	1996
Season	97.0	2019

YEAR-BY-YEAR INTERCEPTION LEADERS

YEAR	PLAYER	NO.	YDS	TD
1956	John Lee	3	34	0
1957	Carlos Brooks	3	99	0
1962	Jim Addington	4	2	0
1963	Doug Woodlief	4	28	0
1964	Doug Woodlief	4	45	0
1965	Bill Brundzo	6	24	0
1966	Bill Brundzo	5	99	0
1967	David Berrong	4	25	0
1968	Jerry Todd	11	79	0
1969	David Berrong	8	136	0

YEAR-BY-YEAR INTERCEPTION LEADERS

YEAR	PLAYER	NO.	YDS	TD
	Steve Jaggard	8	59	0
1970	Ricky Kale	5	34	0
1971	Walter Daggett	6	34	0
1972	Tommy Carlsen	3	26	0
1973	Eric Harris	4	45	1
1974	Ed Taylor	3	34	0
1975	Eric Harris	3	55	0
1976	Eric Harris	4	1	0
1977	Bob Orians	4	91	1
	Keith Simpson	4	78	0
1978	Tony Graves	2	13	0
1979	Todd Ondra	4	25	0
1980	Terrie Sudduth	3	19	0
1981	George Stapleton	3	4	0
1982	Johinnie Walker	4	40	0
1983	Percy Nabors	6	144	1
1984	Donnie Elder	3	3	0
1985	Trell Hooper	3	37	1
1986	Mike Nettles	3	72	0
1987	Randall Cooper	3	9	0
1988	Eddie Moore	7	51	0
1989	Glenn Rogers, Jr.	4	23	0
1990	Glenn Rogers, Jr.	5	87	0
1991	Herb Kendall	3	46	0
1992	Danton Barto	4	89	0
1993	Dominic Calloway	4	90	0
1994	Barry Dillard	3	60	0
1995	Jerome Woods	6	110	1
1996	Keith Spann	5	113	0
	Kevin Cobb	2	21	0
	Mike McKenzie	2	10	0
	Jeremy Stewart	2	7	0
1998	Glenn Sumter	2	7	0
	Jeremy Stewart	2	29	0
	Keith Cobb	2	6	0
1999	Fred Powell	3	54	0
2000	Glenn Sumter	5	76	0
2001	Glenn Sumter	6	61	0
2002	O.C. Collins	3	83	0
	Derrick Ballard	3	15	0
2003	Wesley Smith	3	40	0
2004	Dustin Lopez	4	72	0
2005	Brandon McDonald	3	75	0
2006	Brandon McDonald	4	83	0
2007	Brandon Patterson	3	33	0
	LeRico Mathis	3	38	0
2008	Michael Grandberry	2	0	0
2009	Bryan Wright	2	29	0
2010	Marcus Ball	2	63	0
	Mohammed Selsay	2	20	0
	Todd Washington	2	13	0
2011	Akeem Davis	3	43	0
2012	Lonnie Ballentine	3	14	0
2013	Bobby McCain	6	108	2
2014	Bobby McCain	5	59	1
2015	Reggis Ball	5	66	1
2016	Genard Avery	2	51	2
	Arthur Maulet	2	18	0
	Chris Morley	2	9	0
	Dontrel Nelson	2	0	0
	Jahmahl Pardner	2	26	0
2017	TJ Carter	5	74	0
2018	TJ Carter	2	35	1
	Tito Windham	2	19	0
2019	Austin Hall	2	4	0
	Sanchez Blake	2	0	0
	Quindell Johnson	2	0	0
2020	Quindell Johnson	3	31	0
	Rodney Owens	3	-8	0

DEFENSE RECORDS

YEAR-BY-YEAR SACK LEADERS

YEAR	POS.	NAME	SACKS-YDS
1981	NG	Greg Montgomery	4-25
	LB	Michael Joe Cannon	4-18
1982	LB	Michael Joe Cannon	4-13
1983	DE	Cedric Wright	11-56
1984	LB	Eric Fairs	6.5-35
1985	DE	Tim Harris	5-30
1986	DE	David Brandon	10-49
1987	DE	Marlon Brown	11-77
1988	DE	Marlon Brown	4-20
	NG	Tony Manning	4-13
	DT	Lish Trice	3-16
1989	NG	Chris Hobbs	6-32
	DE	Kevin Jordan	6-27
1991	DT	Larry Cox	4-18
1992	DT	Pat Jansen	7-49
1993	DT	Charles King	8-44
1994	DT	Brian Barnett	9-53
1995	DE	Marvin Thomas	6-27
1996	DE	Marvin Thomas	6-38
1997	DE	Marquis Bowling	11-88
1998	DE	Marquis Bowling	5-36
1999	DE	Tramont Lawless	9-35
2000	DE	Andre Arnold	13-90
2001	DE	Tony Brown	7-36
2002	DE	Tony Brown	4-22
	DE	Treveco Lucas	4-11
2003	OLB	Coot Terry	7-44
2004	DE	Marcus West	6-43
2005	LB	Carlton Baker	5-40
2006	DE	Greg Terrell	5-27
2007	NG	Clinton McDonald	4-22
2008	NG	Clinton McDonald	7-55
2009	DE	Josh Weaver	4-30
2010	LB	Terrence Thomas	3-15
	DL	Corey Jones	3-15

YEAR-BY-YEAR SACK LEADERS

YEAR	POS.	NAME	SACKS-YDS
	DL	Dasmine Cathey	3-14
2011	DL	Frank Trotter	5-32
2012	DL	Martin Ifedi	7.5-41
2013	DL	Martin Ifedi	11.5-62
2014	LB	Tank Jakes	6-36
2015	DE	Christian Johnson	4-21
2016	LB	Genard Avery	5-31
2017	LB	Genard Avery	8.5-66
2018	LB	Bryce Huff	9.5-53
2019	LB	Bryce Huff	6.5-43
2020	DL	Morris Joseph	7-43

YEAR-BY-YEAR TACKLE LEADERS

YEAR	POS.	NAME	TACKLES
1964	NG	Bob Finamore	117
1966	LB	Joe Rushing	79
1967	DE	Alex Dees	86
1968	DE	Alex Dees	101
1969	DE	Bobby Dees	108
1970	LB	John Allen	107
1971	NG	Dave Pawlik	161
1972	NG	Joe Puzin	97
1973	LB	Steve McCarty	119
1974	LB	Jerry Dandridge	116
1975	LB	Jerry Dandridge	119
1976	LB	Keith Butler	124
1977	LB	Keith Butler	152
1978	LB	Michael Thomas	116
1979	NG	Pete Scatamacchia	121
1980	LB	Michael Thomas	162
1981	LB	Mike Kleimeyer	96
1982	LB	Johnnie Walker	114
1983	LB	Eric Fairs	122
1984	OLB	Tim Harris	120

YEAR-BY-YEAR TACKLE LEADERS

YEAR	POS.	NAME	TACKLES
1985	LB	Eric Fairs	143
1986	LB	Octavian Sharp	125
1987	LB	Damon Young	135
1988	LB	Damon Young	135
1989	LB	Scott Rumley	85
1990	LB	Scott Rumley	80
1991	LB	Danton Barto	141
1992	LB	Danton Barto	127
1993	LB	Danton Barto	144
1994	LB	Jesse Allen	128
1995	DB	Jerome Woods	120
1996	LB	Richard Hogans	128
1997	LB	Chris Reeves	92
1998	LB	Kamal Shakir	87
1999	LB	Kamal Shakir	143
2000	LB	Kamal Shakir	119
2001	DB	Glenn Sumter	137
2002	LB	Derrick Ballard	101
2003	LB	Will Hyden	101
2004	LB	Tim Goodwell	106
2005	LB	Tim Goodwell	102
2006	DB	Brandon McDonald	84
2007	LB	Jake Kasser	100
2008	DB	Alton Starr	90
2009	LB	Jamon Hughes	87
2010	LB	Jamon Hughes	147
2011	LB	Terrence Thomas	106
2012	LB	Charles Harris	79
2013	LB	Charles Harris	74
2014	LB	Tank Jakes	92
2015	LB	Leonard Pegues	79
2016	DB	Jonathan Cook	88
2017	LB	Curtis Akins	88
2018	LB	Curtis Akins	100
2019	LB	Austin Hall	75
2020	DB	Quindell Johnson	81

MISCELLANEOUS RECORDS

TEAM SINGLE GAME

MOST POINTS SCORED IN A QUARTER

RK	PTS	OPPONENT	YEAR
T1	35	vs Bowling Green (1st)	2016
T1	35	vs Tulane (1st)	1992
3	33	vs North Texas (3rd)	1971
4	30	vs Cincinnati (4th)	1983
T5	28	vs Mercer (1st)	2018
T5	28	vs Mercer (2nd)	2018
T5	28	vs UConn (2nd)	2018
T5	28	at UConn (1st)	2017
T5	28	vs SMU (1st)	2015
T5	28	vs SMU (2nd)	2015
T5	28	vs Missouri State (1st)	2015
T5	28	vs Chattanooga (3rd)	2004
T5	28	vs Arkansas State (4th)	2004
T5	28	vs West Texas State (4th)	1968

MOST POINTS SCORED IN A HALF

RK	PTS	OPPONENT	YEAR
T1	56	vs Mercer (1st)	2018
T1	56	vs Bowling Green (1st)	2016
T1	56	vs SMU (1st)	2015
T4	49	vs Tulane (1st)	1992
T4	49	vs ECU (1st)	2017
T6	42	at Houston (2nd)	2017
T6	42	vs Missouri State (1st)	2015
T6	42	vs Austin Peay (1st)	2014
T9	41	vs UConn (1st)	2018

MOST POINTS SCORED IN A HALF

RK	PTS	OPPONENT	YEAR
T9	41	vs Louisville (2nd)	1969
T11	38	at UCF (1st)	2018
T11	38	vs Georgia State (1st)	2018
T11	38	at SMU (1st)	2016
T11	38	vs Houston (1st)	2003
T11	38	vs Cincinnati (2nd)	1969

MOST POINTS ALLOWED IN A HALF

RK	PTS	OPPONENT	YEAR
1	51	by Florida State (1st)	1989
2	48	by Missouri (1st)	2018
T3	42	by Tennessee (1st)	2009
T3	42	by Houston (1st)	2009
T3	42	by UCF (1st)	2007
T3	42	by Michigan State (1st)	1997
T3	42	by Florida State (2nd)	1979
T3	42	by Ole Miss (1st)	1971
9	41	by Alabama (2nd)	1983
T10	40	by Tennessee (1st)	2010
T10	40	by Ole Miss (1st)	1980

MOST COMBINED POINTS IN A HALF

RK	PTS	OPPONENT	YEAR
1	68	vs Louisville (1st)	2004
2	64	vs Florida State (1st)	1989
T3	63	at Houston (2nd)	2017
T3	63	vs Bowling Green State (1st)	2004
T5	62	vs SMU (2nd)	2019
T5	62	vs ECU (2nd)	2007

MOST COMBINED POINTS IN A HALF

RK	PTS	OPPONENT	YEAR
T5	62	vs Tulane (1st)	1992
8	60	vs Rice (2nd)	2008
T9	59	at UCF (1st)	2018
T9	59	at UConn (1st)	2017
T9	59	vs Bowling Green (1st)	2016
T12	58	vs UCF (2nd)	2020
T12	58	vs Cincinnati (1st)	2015
T14	56	vs Mercer (1st)	2018
T14	56	vs SMU (2nd)	2017
T14	56	vs SMU (1st)	2015
T14	56	at Tulsa (1st)	2015
T14	56	vs Houston (1st)	2009
T14	56	vs Florida State (2nd)	1979

MOST POINTS SCORED IN A GAME

RK	PTS	OPPONENT	YEAR
1	77	vs Bowling Green	2016
2	76	vs Memphis Navy	1950
T3	70	vs ECU	2017
T3	70	at UConn	2017
T3	70	vs Tampa	1949
6	69	vs Louisville	1969
T7	66	vs Mercer	2018
T7	66	vs SMU	2017
T7	66	at Tulsa	2015
10	64	vs Union University	1950
T11	63	vs SMU	2015
T11	63	vs Missouri State	2015
T11	63	vs Austin Peay	2014

MISCELLANEOUS RECORDS

MOST POINTS SCORED IN A GAME

RK	PTS	OPPONENT	YEAR
14	62	vs Tulane	1992
T15	61	vs East Central Oklahoma	1951
T15	61	vs Arkansas State	1949

MOST POINTS ALLOWED IN A GAME

RK	PTS	OPPONENT	YEAR
1	66	by Florida State	1979
2	65	by Missouri	2018
3	62	by UCF	2017
4	61	by Ole Miss	1980
T5	59	by Tulsa	2016
T5	59	by Mississippi State	2011
7	58	by Texas A&M	1978
8	57	by Florida State	1989
T9	56	by UCF	2018
T9	56	by Houston	2010
T9	56	by Louisville	2010
T9	56	by Tennessee	2009
T9	56	by ECU	2007
T9	56	by UCF	2007

MOST COMBINED POINTS IN A GAME

RK	PTS	OPPONENT	YEAR
1	117	at UCF (55-62 (2OT))	2017
2	111	vs SMU (66-45)	2017
2	108	at Tulsa (66-42)	2015
3	107	vs SMU (55-52)	2007
4	105	vs Louisville (49-56)	2004
5	103	vs BYU (55-48, 2 ot)	2014
6	102	vs SMU (54-48)	2019
7	101	at UConn (70-31)	2017
8	100	at ECU (59-41)	2018
T9	99	vs UCF (50-49)	2020
T9	99	vs Cincinnati (53-46)	2015
11	98	at Missouri (33-65)	2018
12	97	at UCF (41-56)	2018
13	96	vs ECU (40-56)	2007
14	93	vs UCLA (48-45)	2017
15	92	vs Houston (48-44)	2016

MOST FIRST DOWNS RUSHING

RK	NO.	OPPONENT	YEAR
1	26	vs Tulsa	1972
2	24	vs Louisville	1969
3	24	vs The Citadel	1962
4	22	vs Tulane	2008
5	22	vs Chattanooga	2005
T6	21	vs Georgia Tech	1981
T6	21	vs North Texas State	1971

MOST FIRST DOWNS PASSING

RK	NO.	OPPONENT	YEAR
T1	21	vs UCF	2020
T1	21	at UConn	2017
T1	21	vs Ole Miss	2015
4	20	at Houston	2017
T5	19	vs Penn State	2019
T5	19	vs Mercer	2018
T5	19	vs Houston	2016
T5	19	vs Ole Miss	2007
T5	19	vs Louisville	2004
T10	18	at UCF	2017
T10	18	at Navy	2016
T10	18	vs Southeast Missouri	2016
T10	18	at Tulsa	2015
T10	18	vs Southern Miss	2007
T10	18	vs SMU	2007

MOST FIRST DOWNS PASSING

RK	NO.	OPPONENT	YEAR
T16	17	at Tulsa	2017
T16	17	at SMU	2014
T16	17	at UCLA	2014
T16	17	vs Ole Miss	1969
T20	16	vs SMU	2017
T20	16	at Ole Miss	2016
T20	16	vs Tulane	2015
T20	16	at Kansas	2015
T20	16	vs Middle Tennessee	2011
T20	16	vs Marshall	2007
T20	16	vs ECU	2007

MOST FIRST DOWNS BY PENALTY

RK	NO.	OPPONENT	YEAR
1	7	vs UCF	2020
T2	6	vs UCLA	2017
T2	6	vs Tulsa	2015
T4	5	at Tulane	2020
T4	5	at UL Monroe	2019
T4	5	at Tulsa	2017
T4	5	at UCF	2017
T4	5	at Ole Miss	2014
T4	5	vs SMU	2007
T4	5	vs Houston	2006
T4	5	vs Alabama	1987
T4	5	vs North Texas State	1971
T13	4	vs several opponents; last vs Temple	2020

MOST TOTAL FIRST DOWNS

RK	NO.	OPPONENT	YEAR
1	41	vs UCF	2020
2	37	vs Louisville	1969
T3	35	at Tulsa	2015
T3	35	vs SMU	2007
T5	34	at UConn	2017
T5	34	at Kansas	2015
T7	32	vs Mercer	2018
T7	32	at UCF	2017
T7	32	vs SMU	2017
T7	32	vs Tulane	2015
T7	32	vs Tulane	2008
T7	32	vs Chattanooga	2005
T13	31	at USF	2019
T13	31	vs Houston	2018
T13	31	vs South Alabama	2018
T13	31	vs Ole Miss	2015
T13	31	vs Nicholls State	2008

FEWEST TOTAL FIRST DOWNS

RK	NO.	OPPONENT	YEAR
1	2	vs Ole Miss	1964

MOST PENALTIES

RK	NO.	OPPONENT	YEAR
T1	16	vs SMU	2019
T1	16	vs Marshall	2012
T3	15	at Middle Tennessee	2013
T3	15	vs Houston	2000
T3	15	vs Tulane	1992
T3	15	vs Mississippi State	1985
T7	14	at UCF	2017
T7	14	vs Tennessee	1999
T9	13	vs Chattanooga	2001
T9	13	vs Mississippi State	1998

FEWEST PENALTIES

RK	NO.	OPPONENT	YEAR
T1	0	vs Houston	2020
T1	0	vs Ole Miss	1982

MOST PENALTY YARDS

RK	NO.	OPPONENT	YEAR
1	147	vs West Texas State	1964
2	145	at Middle Tennessee	2013
3	140	vs Wichita State	1968
4	136	vs Mississippi State	1985
5	134	vs SMU	2019
T6	132	vs SMU	2017
T6	132	vs Houston	2000
8	131	vs Marshall	2012
9	130	vs Tulane	1992
10	127	at UCF	2017

LONGEST TIME OF POSSESSION

RK	NO.	OPPONENT	YEAR
1	40:55	at Cincinnati	2014
2	40:54	vs ECU	2000
3	39:44	vs Cincinnati	1984
4	38:41	vs Ole Miss	2019
5	38:12	at USF	2019
T6	38:08	vs Nicholls State	2008
T6	38:08	vs Cincinnati	1994
8	37:55	vs Ole Miss	1983
9	37:41	vs Tulane	1985
10	37:40	vs Murray State	1985

SHORTEST TIME OF POSSESSION

RK	NO.	OPPONENT	YEAR
1	17:13	at Navy	2018

MOST 3RD DOWN CONVERSIONS

RK	NO.	OPPONENT	YEAR
1	14	vs SMU	2007
2	13	at UConn	2017
T3	12	vs Ole Miss	2015
T3	12	at Cincinnati	2014
T3	12	vs Rice	2008
T3	12	vs Louisville	2004
T3	12	vs Cincinnati	1994
T8	10	vs SMU	2020
T8	10	vs USF	2020
T8	10	at SMU	2018
T8	10	vs Mercer	2018
T8	10	vs UTEP	2009
T8	10	vs USF	2004
T8	10	vs UAB	2004
15	9	34 times; last vs FAU	2020

BEST 3RD DOWN CONVERSION PERCENTAGE

RK	NO.	OPPONENT	YEAR
1	.705	vs Louisville (12-of-17)	2004
T2	.692	vs FAU (9-of-13)	2020
T2	.692	at Houston (9-of-13)	2019
T2	.692	vs Ole Miss (9-of-13)	2006
T5	.667	vs Mercer (10-of-15)	2018
T5	.667	vs Cincinnati (12-of-18)	1994
7	.650	at UConn (13-of-20)	2017
T8	.643	vs Tulane (9-of-14)	2017
T8	.643	vs Missouri State (9-of-14)	2015
T8	.643	vs Tulane (9-of-14)	2008
T8	.643	vs Chattanooga (9-of-14)	2005
12	.632	vs Rice (12-of-19)	2008
13	.625	vs UConn (5-of-8)	2018
T14	.600	vs Georgia State (6-of-10)	2018

MISCELLANEOUS RECORDS

BEST 3RD DOWN CONVERSION PERCENTAGE

RK	NO.	OPPONENT	YEAR
T14	.600	vs Ole Miss (12-of-20)	2015
T14	.600	vs Nicholls State (9-of-15)	2008
T14	.600	vs SMU (9-of-15)	2008
T14	.600	vs Tulane (9-of-15)	2007
T14	.600	vs Tulane (9-of-15)	2003

FEWEST 3RD DOWN CONVERSIONS

RK	NO.	OPPONENT	YEAR
T1	1	vs Tennessee (1-of-9)	2006
T1	1	vs Cincinnati (1-of-12)	2004
T1	1	vs Cincinnati (1-of-12)	1992

MOST FUMBLES

RK	NO.	OPPONENT	YEAR
1	11	vs Ole Miss	1976
2	10	vs Louisville	1979
T3	9	vs Florida State	1977
T3	9	vs Ole Miss	1971
T3	9	vs Southern Miss	1963
T3	9	vs Tennessee Tech	1962

MOST FUMBLES LOST

RK	NO.	OPPONENT	YEAR
T1	7	vs Mississippi State	1976
T1	7	vs Ole Miss	1971
T3	6	vs Louisville	1979
T3	6	vs Ole Miss	1976
T3	6	vs Tennessee Tech	1962

TEAM SINGLE SEASON

MOST FIRST DOWNS RUSHING

RK	NO.	YEAR
1	165	2018
2	156	2005
3	151	1972
4	149	2008
5	135	2019
6	128	1971
7	127	1970
8	126	1969
T9	125	2015, 2004

FEWEST FIRST DOWNS RUSHING

RK	NO.	YEAR
1	61	2011
T2	66	2010, 1995

MOST FIRST DOWNS PASSING

RK	NO.	YEAR
1	188	2017
2	174	2016
3	172	2015
4	165	2007
5	161	2019
6	154	2018
7	149	2014
8	142	2003
9	140	2002
10	135	2020

FEWEST FIRST DOWNS PASSING

RK	NO.	YEAR
1	18	1957

MOST FIRST DOWNS BY PENALTY

RK	NO.	YEAR
1	33	2017
2	31	2019
3	30	2020
T4	29	2008, 2007
T6	27	2016, 2014, 2002
9	26	2003
T10	25	2018, 2015

FEWEST FIRST DOWNS BY PENALTY

RK	NO.	YEAR
1	2	1957

MOST TOTAL FIRST DOWNS

RK	NO.	YEAR
1	344	2018
T2	327	2019, 2017
4	322	2015
T5	309	2008, 2007
7	304	2016
8	294	2014
9	285	2003
10	275	2004

FEWEST TOTAL FIRST DOWNS

RK	NO.	YEAR
1	106	1958

MOST PENALTIES

RK	NO.	YEAR
1	111	2017
2	103	2019
3	101	2018
4	99	2015
5	92	2013
T6	89	2005, 1992
8	87	1960
9	86	2007
10	85	2012

FEWEST PENALTIES

RK	NO.	YEAR
1	46	1979

MOST PENALTY YARDS

RK	YDS	YEAR
1	1,006	2017
2	976	2015
3	958	1960
4	931	1961
5	862	2013
6	839	2019
7	833	2018
8	832	2012
9	771	2016
10	770	2014

FEWEST PENALTY YARDS

RK	YDS	YEAR
1	389	1979

HIGHEST TIME OF POSSESSION AVERAGE

RK	NO.	YEAR
1	32:48	2008
2	31:05	1999
T3	30:32	2019, 1994
T5	30:23	2007, 1993

HIGHEST TIME OF POSSESSION AVERAGE

RK	NO.	YEAR
7	30:21	2015
8	30:20	2005
9	30:17	1992
10	30:15	2003

MOST 3RD DOWN CONVERSIONS

RK	NO.	YEAR
1	101	2015
2	94	2007
3	91	2008
4	90	2018
5	89	2019
6	88	2004
7	84	2003
8	79	2016
9	77	2020
10	76	2014

BEST 3RD DOWN CONVERSION PERCENTAGE

RK	NO.	YEAR
1	48.8	2015 (101/207)
2	47.6	2004 (88/185)
3	47.1	2018 (90/191)
4	46.4	2008 (91/196)
5	46.1	2019 (89/193)
6	44.7	2020 (77/172)
7	43.7	2017 (74/169)
8	43.5	2007 (94/216)
9	41.2	1991 (68/165)
10	41.0	2006 (67/164)

MOST FUMBLES

RK	NO.	YEAR
1	52	1976
2	50	1979
3	49	1971
4	43	1986
5	40	1973

FEWEST FUMBLES

RK	NO.	YEAR
T1	10	2017, 2004
3	11	2006
4	12	2008
5	13	2007
6	15	2005
T7	16	2018, 1961
T9	17	1998, 1993

MOST FUMBLES LOST

RK	NO.	YEAR
1	34	1976
2	24	1979
3	23	1972
T4	21	2012, 1974, 1970

FEWEST FUMBLES LOST

RK	NO.	YEAR
1	4	2007
T2	5	2008, 2004
T4	6	2017, 2006
T6	7	2018, 1998, 1983

2021 MEMPHIS FOOTBALL

TOP 10 QUARTERBACKS

1. BRADY WHITE (SANTA CLARITA, CALIF., 2018-2020)

YEAR	GP	COMP	ATT	PCT.	YDS	TDS	INT	LG	RUSH	YDS	TD
2018	14	246	392	.627	3,296	26	9	75	53	-43	1
2019	14	269	420	.640	4,014	33	11	73	61	-71	4
2020	11	254	420	.605	3,380	31	10	92	63	88	2
TOTAL	39	769	1,232	.624	10,690	90	30	92	177	-26	7

2. DANNY WIMPRINE (RIVER RIDGE, LA., 2001-04)

YEAR	GP	COMP	ATT	PCT.	YDS	TDS	INT	LG	RUSH	YDS	TD
2001	9	102	196	.520	1,329	14	4	73	84	270	3
2002	12	235	435	.540	2,820	23	18	72	98	40	2
2003	13	246	440	.559	3,174	22	13	92	40	-3	4
2004	12	225	398	.565	2,892	22	14	68	57	112	2
TOTAL	46	808	1,469	.550	10,215	81	49	92	279	419	11

3. PAXTON LYNCH (DELTONA, FLA., 2013-15)

YEAR	GP	COMP	ATT	PCT.	YDS	TDS	INT	LG	RUSH	YDS	TD
2013	12	203	349	.582	2,056	9	10	47	88	127	2
2014	13	259	413	.627	3,031	22	9	54	113	321	13
2015	13	296	443	.668	3,776	28	4	82	87	239	2
TOTAL	38	758	1,205	.629	8,863	59	23	82	288	687	17

4. RILEY FERGUSON (MATTHEWS, N.C., 2016-17)

YEAR	GP	COMP	ATT	PCT.	YDS	TDS	INT	LG	RUSH	YDS	TD
2016	13	280	443	.632	3,698	32	10	84	71	-70	4
2017	13	299	474	.631	4,257	38	9	89	54	22	6
TOTAL	26	579	917	.631	7,955	70	19	89	125	-48	10

5. MARTIN HANKINS (HATTIESBURG, MISS., 2006-07)

YEAR	GP	COMP	ATT	PCT.	YDS	TDS	INT	LG	RUSH	YDS	TD
2006	12	226	377	.599	2,550	18	13	82	33	-12	0
2007	11	261	428	.610	3,220	25	12	70	35	-1	0
TOTAL	23	487	805	.605	5,770	43	25	82	68	-13	0

6. DANNY SPARKMAN (COLLIERSVILLE, TENN., 1983-85)

YEAR	GP	COMP	ATT	PCT.	YDS	TDS	INT	LG	RUSH	YDS	TD
1983	11	105	216	.486	1,390	11	11	83	71	29	0
1984	11	81	174	.466	1,315	7	10	84	51	-12	0
1985	11	142	272	.522	1,606	9	11	75	70	37	0
TOTAL	33	328	662	.495	4,311	27	32	84	92	54	0

7. LLOYD PATTERSON (MEMPHIS, TENN., 1975-78)

YEAR	GP	COMP	ATT	PCT.	YDS	TDS	INT	LG	RUSH	YDS	TD
1975	5	30	72	.416	371	0	7	-	75	168	5
1976	11	87	178	.488	1,563	14	6	61	135	103	7
1977	10	73	169	.431	1,336	9	8	64	91	138	3
1978	11	56	141	.397	931	7	13	94	105	-42	0
TOTAL	37	246	560	.439	4,201	30	34	94	406	367	15

8. STEVE MATTHEWS (TULLAHOMA, TENN., 1992-93)

YEAR	GP	COMP	ATT	PCT.	YDS	TDS	INT	LG	RUSH	YDS	TD
1992	11	175	286	.612	2,084	18	12	80	34	-213	0
1993	9	166	273	.608	1,896	13	13	66	38	-176	1
TOTAL	20	341	559	.610	3,980	31	25	80	72	-389	1

9. BERNARD ODEN (SPRING HILL, TENN., 1995-97)

YEAR	GP	COMP	ATT	PCT.	YDS	TDS	INT	LG	RUSH	YDS	TD
1995	5	31	68	.456	362	1	6	68	36	29	2
1996	9	8	16	.500	75	1	0	16	4	9	0
1997	11	170	316	.538	2,249	12	9	70	129	81	8
TOTAL	25	209	400	.523	2,686	14	15	70	169	119	10

10. WILL HUDGENS (MEMPHIS, TENN., 2005-09)

YEAR	GP	COMP	ATT	PCT.	YDS	TDS	INT	LG	RUSH	YDS	TD
2005	3	33	62	.532	413	3	2	62	9	2	0
2006	2	4	500	.14	0	0	8	8	2	-8	0
2007	13	52	104	.500	587	5	0	41	27	49	2
2008	7	10	24	.417	123	3	1	43	21	80	1
2009	9	143	236	.606	1,544	7	6	62	16	-58	1
TOTAL	34	240	430	.558	2,681	18	9	62	75	65	4

TOP 10 RUNNING BACKS

1. DeANGELO WILLIAMS (WYNNE, ARK., 2002-05)

YEAR	GP	RUSH	YDS	AVG	LG	TD	REC	YDS	TD
2002	10	103	684	6.6	86	5	5	51	0
2003	11	243	1,430	5.9	49	10	35	384	3
2004	12	313	1,948	6.2	75	22	18	210	1
2005	11	310	1,964	6.3	76	12	12	78	1
TOTAL	44	969	6,026	6.2	86	55	70	723	5

2. DARRELL HENDERSON (BATESVILLE, MISS., 2016-18)

YEAR	GP	RUSH	YDS	AVG	LG	TD	REC	YDS	TD
2016	13	87	482	5.5	45	5	20	237	3
2017	12	130	1,154	8.9	82	9	24	226	2
2018	13	214	1,909	8.9	82	22	19	295	3
TOTAL	38	431	3,545	8.2	82	36	63	758	8

3. PATRICK TAYLOR JR. (HUMBLE, TEXAS, 2016-19)

YEAR	GP	RUSH	YDS	AVG	LG	TD	REC	YDS	TD
2016	13	93	546	5.9	51	2	11	37	0
2017	12	157	866	5.5	66	13	19	148	1
2018	14	208	1,122	5.4	70	16	17	197	2
2019	6	78	350	4.5	21	5	8	52	0
TOTAL	45	536	2,884	5.4	70	36	55	434	3

4. DAVE CASINELLI (FOLLANSBEE, W.VA., 1960-63)

YEAR	GP	RUSH	YDS	AVG	LG	TD	REC	YDS	TD
1960	10	40	148	3.7	NA	2	0	0	0
1961	10	117	646	5.2	NA	9	3	83	0
1962	10	173	826	4.8	NA	11	3	40	0
1963	10	219	1,016	4.6	NA	14	2	37	0
TOTAL	40	549	2,636	4.8	NA	36	8	160	0

5. CURTIS STEELE (FRANKLIN, TENN., 2008-09)

YEAR	GP	RUSH	YDS	AVG	LG	TD	REC	YDS	TD
2008	13	218	1,223	5.6	46	7	8	187	0
2009	10	198	1,239	6.3	77	15	18	123	1
TOTAL	23	416	2,462	5.9	77	22	26	310	1

6. BRANDON HAYES (CHICAGO, ILL., 2012-14)

YEAR	GP	RUSH	YDS	AVG	LG	TD	REC	YDS	TD
2012	9	118	576	4.9	46	6	11	37	0
2013	12	201	860	4.3	32	5	20	119	2
2014	12	196	949	4.8	51	5	16	225	3
TOTAL	33	515	2,385	4.6	51	16	47	275	5

7. GERARD ARNOLD (LEXINGTON, TENN., 1997-99)

YEAR	GP	RUSH	YDS	AVG	LG	TD	REC	YDS	TD
1997	7	145	613	4.2	52	4	7	64	0
1998	11	208	1,059	5.1	41	6	8	30	1
1999	10	146	706	4.8	51	7	8	49	0
TOTAL	28	499	2,378	4.8	52	17	23	143	1

8. JOSEPH DOSS (MEMPHIS, TENN., 2004-07)

YEAR	GP	RUSH	YDS	AVG	LG	TD	REC	YDS	TD
2004	11	54	183	3.4	22	0	13	139	0
2005	12	85	440	5.2	31	2	9	-2	0
2006	12	224	910	4.1	32	7	25	205	2
2007	12	174	806	4.6	31	5	24	145	0
TOTAL	38	537	2,339	4.4	32	14	71	487	2

9. PAUL "SKEETER" GOWEN (MEMPHIS, TENN., 1969-71)

YEAR	GP	RUSH
------	----	------

TOP 10 WIDE RECEIVERS

1. ANTHONY MILLER (MEMPHIS, TENN., 2015-17)

YEAR	GP	REC	YDS	AVG	LG	TD	RUSH	YDS	TD
2015	12	47	694	14.8	82	5	9	54	2
2016	13	95	1,434	15.1	84	14	12	69	1
2017	13	96	1,462	15.2	89	18	10	24	0
TOTAL	38	238	3,590	15.1	89	37	31	148	3

2. DUKE CALHOUN (MEMPHIS, TENN., 2006-09)

YEAR	GP	REC	YDS	AVG	LG	TD	RUSH	YDS	TD
2006	12	42	681	16.2	60	6	10	51	1
2007	12	62	890	14.4	70	5	0	0	0
2008	13	40	487	12.2	54	3	0	0	0
2009	12	68	923	13.6	85	5	9	-20	0
TOTAL	49	212	2,981	14.1	85	19	19	31	1

3. DAMONTE COXIE (RESERVE, LA, 2017-20)

YEAR	GP	REC	YDS	AVG	LG	TD	RUSH	YDS	TD
2017	13	21	323	15.4	61	3	0	0	0
2018	14	72	1,174	16.3	75	7	0	0	0
2019	14	76	1,276	16.8	59	9	0	0	0
2020	2	16	175	10.9	26	1	0	0	0
TOTAL	43	185	2,948	15.9	75	20	0	0	0

4. CARLOS SINGLETON (BROWNSVILLE, TENN., 2006-09)

YEAR	GP	REC	YDS	AVG	LG	TD	RUSH	YDS	TD
2006	11	22	300	13.6	37	3	0	0	0
2007	13	51	767	15.0	52	11	0	0	0
2008	13	52	791	15.2	48	5	0	0	0
2009	12	39	507	13.0	44	3	0	0	0
TOTAL	49	164	2,365	14.4	52	22	0	0	0

5. EARNEST GRAY (GREENWOOD, MISS., 1975-78)

YEAR	GP	REC	YDS	AVG	LG	TD	RUSH	YDS	TD
1975	11	5	78	15.6	17	0	0	0	0
1976	11	29	529	18.2	47	2	0	0	0
1977	11	28	826	29.5	64	6	6	39	0
1978	11	35	690	19.7	94	9	3	-2	0
TOTAL	44	97	2,123	21.9	94	17	9	37	0

6. PHIL MAYHUE (SICKLERVILLE, N.J., 2014-17)

YEAR	GP	REC	YDS	AVG	LG	TD	RUSH	YDS	TD
2014	13	15	242	16.1	54	2	0	0	0
2015	13	51	670	13.1	43	1	1	4	0
2016	12	42	677	16.1	67	4	0	0	0
2017	13	35	521	14.9	46	3	0	0	0
TOTAL	51	143	2,110	14.8	67	10	1	4	0

7. DAMIEN DODSON (MEMPHIS, TENN., 1996-99)

YEAR	GP	REC	YDS	AVG	LG	TD	RUSH	YDS	TD
1996	11	21	231	11.0	42	1	0	0	0
1997	10	45	605	13.4	70	5	4	18	0
1998	11	42	753	17.9	92	2	3	20	0
1999	10	39	507	13.0	43	4	4	11	0
TOTAL	42	147	2,096	14.3	92	12	11	41	0

8. RUSSELL COPELAND (TUPELO, MISS., 1989-92)

YEAR	GP	REC	YDS	AVG	LG	TD	RUSH	YDS	TD
1989	11	22	333	15.1	45	1	1	-1	0
1990	10	33	684	20.7	76	4	0	0	0
1991	REDSHIRTED								
1992	11	61	736	12.1	80	7	1	9	0
TOTAL	32	116	1,753	15.1	80	12	2	8	0

9. MARCUS RUCKER (MEMPHIS, TENN., 2009-12)

YEAR	GP	REC	YDS	AVG	LG	TD	RUSH	YDS	TD
2009	12	18	241	13.4	43	2	0	0	0
2010	12	41	704	17.2	81	8	0	0	0
2011	8	20	195	9.8	18	1	0	0	0
2012	12	47	525	11.2	63	3	2	8	0
TOTAL	44	126	1,665	13.2	81	14	2	8	0

10. RICHIE FLOYD (MAYFIELD, KY., 1995-98)

YEAR	GP	REC	YDS	AVG	LG	TD	RUSH	YDS	TD
1995	INJURED								
1996	11	43	600	14.0	56	1	2	11	0
1997	11	38	617	16.2	67	1	0	0	0
1998	11	29	437	15.1	34	2	1	-2	0
TOTAL	33	110	1,654	15.1	67	4	3	9	0



DUKE CALHOUN
2006-09



CARLOS SINGLETON
2006-09

2021 MEMPHIS FOOTBALL

ANNUAL STATISTICS

YEAR	G	TOTAL OFFENSE			RUSHING		PASSING						1ST DWN	SCORING		PEN		3RD CNV
		PLY	Yds	YPG	CAR	YPG	ATT	CMP	INT	PCT	Yds	YPG		PTS	AVG	Yds		
2020	11	819	4984	453.1	396	145.2	423	255	10	.603	3387	307.9	260	341	31.0	61	520	77-172
2019	14	992	6791	485.1	551	186.7	441	281	11	.637	4177	298.4	327	566	40.4	103	839	89-193
2018	14	1028	7324	523.1	615	279.9	413	256	10	.619	3405	243.2	344	601	42.9	101	833	90-191
2017	13	941	6917	532.1	453	197.1	307	488	10	.629	4355	335.0	327	592	45.5	111	1006	74-169
2016	13	964	6028	463.7	487	159.3	477	303	10	.635	3957	304.4	303	505	38.8	82	771	79-194
2015	13	1028	6330	486.9	563	179.5	465	311	5	.669	3997	307.5	322	522	40.2	99	976	101-207
2014	13	1012	5552	427.1	594	190.5	418	262	9	.626	3076	236.6	294	471	36.2	81	770	76-207
2013	12	799	3738	311.5	369	138.3	361	206	11	.571	2078	173.2	212	234	19.5	92	862	53-173
2012	12	772	3820	318.3	489	151.8	283	182	3	.643	1999	166.6	211	293	24.4	85	832	60-166
2011	12	786	3291	274.2	378	84.0	408	224	8	.549	2283	190.2	182	195	16.2	57	523	56-184
2010	12	718	3420	285.0	383	91.6	335	187	13	.558	2321	193.4	172	173	14.4	76	584	53-164
2009	12	841	4477	373.1	436	158.2	405	242	15	.598	2578	214.8	243	262	21.8	82	685	59-167
2008	13	977	5424	417.2	540	194.8	437	247	12	.565	2891	222.4	309	353	27.2	59	519	91-196
2007	13	1017	5767	443.6	466	137.8	551	323	12	.586	3975	305.8	309	380	29.2	86	713	94-216
2006	12	766	4035	336.2	372	111.7	394	234	14	.594	2695	224.6	222	281	23.4	52	448	67-164
2005	12	836	4775	397.9	597	267.9	239	135	7	.565	1560	130.0	235	326	27.2	89	723	60-166
2004	12	903	5524	460.3	432	203.2	421	235	15	.558	3086	257.2	275	430	35.8	77	632	88-185
2003	13	1000	5779	444.5	530	181.5	470	260	13	.553	3419	263.0	393	393	30.2	80	643	84-209
2002	12	842	4258	354.8	390	115.8	452	241	20	.533	2868	239.0	245	303	25.3	70	557	60-168
2001	11	736	3594	326.7	418	137.0	318	177	6	.556	2087	189.7	192	294	26.7	74	589	55-158
2000	11	779	2813	255.7	440	104.9	339	181	14	.534	1659	150.8	168	176	16.0	85	690	56-185
1999	11	714	3221	292.8	422	134.4	292	148	15	.507	1743	158.5	181	232	21.1	76	608	50-160
1998	11	716	3589	326.3	396	139.5	320	147	12	.459	2055	186.8	184	226	20.5	75	651	42-158
1997	11	768	3584	326.8	432	110.8	336	178	11	.529	2369	215.4	188	218	19.8	76	675	62-177
1996	11	718	2812	255.6	405	102.7	313	153	12	.489	1682	152.9	173	141	12.8	62	503	45-167
1995	11	735	2798	254.4	415	95.0	320	151	20	.472	1753	159.4	167	150	13.6	81	753	42-165
1994	11	743	2827	257.0	455	132.0	288	121	9	.420	1375	125.0	164	163	14.8	63	554	46-164
1993	11	776	3641	331.0	424	117.9	352	203	21	.577	2344	213.1	208	268	24.4	86	750	65-167
1992	11	725	3784	344.0	417	144.8	308	182	12	.591	2191	199.2	182	312	28.4	89	739	58-15
1991	11	740	3354	304.9	511	193.9	229	100	15	.437	1358	123.5	179	228	20.7	65	492	68-16
1990	11	770	3614	328.5	549	193.9	221	98	16	.443	1481	134.6	166	212	19.3	63	542	NA
1989	11	739	3277	297.9	499	168.7	240	113	19	.471	1421	129.2	190	174	15.8	61	496	NA
1988	11	765	3800	345.5	487	160.9	278	142	13	.511	2030	184.5	206	220	20.0	66	489	NA
1987	11	721	3543	322.1	529	191.6	192	111	16	.578	1435	130.5	200	226	20.5	54	446	NA
1986	11	715	2415	219.5	482	126.1	233	107	18	.459	1028	93.5	154	104	9.5	63	460	NA
1985	11	764	3049	277.2	460	116.6	304	154	14	.507	1766	160.5	177	180	16.4	74	605	NA
1984	11	680	3417	310.6	477	175.3	203	97	13	.478	1489	135.4	169	201	18.3	83	689	NA
1983	11	738	3373	306.6	496	173.2	242	113	12	.467	1468	133.5	156	274	24.9	79	661	NA
1982	11	783	3577	325.2	493	165.1	290	153	18	.527	1761	160.0	202	129	11.7	51	407	NA
1981	11	729	2622	238.4	534	151.2	195	83	17	.426	959	87.2	158	82	7.4	56	450	NA
1980	11	693	2553	232.1	460	172.0	233	90	22	.386	1111	101.0	136	115	10.5	59	565	NA
1979	11	774	2909	264.4	558	162.1	216	87	20	.403	1125	102.2	165	166	15.1	46	389	NA
1978	11	754	3199	290.8	525	152.9	229	89	18	.389	1517	137.9	177	200	18.2	59	495	NA
1977	11	760	3490	317.3	539	161.8	221	94	8	.425	1710	155.5	192	228	20.7	49	489	NA
1976	11	727	3790	344.5	539	195.1	188	92	7	.489	1644	149.5	214	241	21.9	73	639	NA
1975	11	722	2953	268.4	580	200.5	142	58	12	.408	748	68.0	146	180	16.4	61	516	NA
1974	11	786	3390	308.1	555	174.6	231	127	11	.550	1469	133.5	192	225	20.5	60	580	NA

ANNUAL STATISTICS

YEAR	G	TOTAL OFFENSE			RUSHING		PASSING						1ST DWSNS	SCORING		PEN	YDS	3RD CNV
		PLY	YDS	YPG	CAR	YPG	ATT	CMP	INT	PCT	YDS	YPG		PTS	AVG			
1973	11	793	3685	335.0	505	158.2	288	159	13	.552	1945	176.8	206	264	24.0	65	664	NA
1972	11	859	3685	335.0	612	212.9	247	116	9	.470	1343	122.0	217	265	24.1	79	736	NA
1971	11	786	3560	323.6	606	241.8	180	70	13	.389	1000	90.9	197	255	23.2	52	490	NA
1970	10	740	3723	372.3	570	262.9	170	81	16	.476	1094	109.4	195	227	22.7	69	636	NA
1969	10	741	4124	412.4	523	248.3	218	97	16	.445	1641	164.1	215	328	32.8	75	634	NA
1968	10	672	2949	294.9	490	175.6	182	71	14	.390	1193	119.3	153	258	25.8	60	624	NA
1967	9	550	2477	275.2	427	186.9	123	55	3	.447	795	88.3	135	206	22.9	51	502	NA
1966	9	545	2215	246.1	433	181.3	112	40	9	.357	1632	181.3	121	121	13.4	48	527	NA
1965	10	736	3470	347.0	453	203.0	283	103	22	.364	1440	144.0	100	215	21.5	55	638	NA
1964	9	526	2479	275.4	335	147.3	191	84	15	.440	1153	128.1	134	173	19.2	54	511	NA
1963	10	614	3059	305.9	509	229.2	105	44	13	.419	747	74.7	164	199	19.9	55	573	NA
1962	9	576	2859	317.6	453	218.4	123	56	18	.455	893	99.2	122	261	29.0	55	582	NA
1961	10	612	3690	369.0	437	234.1	175	83	7	.474	1349	134.9	183	332	33.2	82	931	NA
1960	10	578	3138	313.8	459	217.6	121	57	18	.416	962	96.2	170	303	30.2	80	878	NA
1959	10	615	2641	264.1	480	184.2	135	63	9	.467	799	79.9	140	142	14.2	61	557	NA
1958	9	507	2087	231.9	417	179.6	90	37	6	.411	471	52.3	106	142	15.8	62	629	NA
1957	10	573	2790	279.0	495	183.6	78	38	10	.487	477	47.7	121	195	19.5	69	732	NA
1956	10	617	2999	299.9	497	212.5	122	47	13	.385	887	88.7	146	209	20.9	NA	NA	NA
1955	9	434	1668	185.3	332	127.7	102	33	12	.324	519	57.7	79	94	10.4	NA	729	NA
1954	10	474	1977	197.7	376	150.3	98	39	12	.398	474	47.4	NA	166	16.6	NA	NA	NA



In front of a capacity crowd, Memphis knocked off No. 6 Tennessee by a score of 21-17 at Liberty Bowl Memorial Stadium on Nov 9, 1996.

THE LAST TIME A TIGER TEAM ...

RUSHING

Had 500 or more yards rushing vs Tulsa, 1969 (507)
 Had 400 or more yards rushing at UCF, 2018 (401)
 Had 300 or more yards rushing vs Stephen F. Austin, 2020 (305)
 Had 200 or more yards rushing vs UCF, 2020 (217)
 Held to under 50 yards rushing at Tulane, 2020 (45)
 Had 80 or more rushing attempts vs North Texas State, 1971 (81)
 Had 75 or more rushing attempts vs Wichita State, 1972 (77)
 Had 70 or more rushing attempts vs Georgia Tech, 1981 (70)
 Had seven or more rushing TDs vs SMU, 2017 (7)
 Had six or more rushing TDs vs Houston, 2018 (6)
 Had five or more rushing TDs vs Stephen F. Austin, 2020 (5)
 Had four or more rushing TDs vs Stephen F. Austin, 2020 (5)
 Had three or more rushing TDs vs Penn State, 2019 (3)
 Had two or more players with 100 yards rushing in a game at South Alabama, 2019
 (Gainwell, 145; Watkins, 113)

PASSING

Had 400 or more yards passing vs UCF, 2020 (486)
 Had 375 or more yards passing vs USF, 2020 (437)
 Had 350 or more yards passing vs USF, 2020 (437)
 Had 300 or more yards passing vs Cincinnati, 2020 (316)
 Had 275 or more yards passing vs FAU, 2020 (284)
 Had 250 or more yards passing vs FAU, 2020 (284)
 Had 60 or more pass attempts vs SMU, 2007 (61)
 Had 50 or more pass attempts vs USF, 2020 (50)
 Had 40 or more pass attempts vs USF, 2020 (50)
 Had 30 or more pass completions vs Cincinnati, 2017 (35)
 Had 25 or more pass completions vs Cincinnati, 2017 (35)
 Had seven or more passing TDs at UConn, 2017 (7)
 Had six or more passing TDs vs UCF, 2020 (6)
 Had five or more passing TDs vs UCF, 2020 (6)
 Had four or more passing TDs at USF, 2020 (4)
 Had three or more passing TDs vs FAU, 2020 (3)
 Had no passing touchdowns vs Penn State, 2019
 Had five or more passes intercepted vs East Carolina, 2006 (5)
 Had four or more passes intercepted vs Ole Miss, 2007 (4)
 Had three or more passes intercepted at UCF, 2017 (3)
 Had three players throw a TD pass vs Missouri St, 2015 (P. Lynch, P. Mayhue, C. Holgorsen)
 Had two players throw a touchdown pass at UConn, 2017 (R. Ferguson, D. Moore)
 Had two or more players with 100 yards passing in a game vs UCF, 2009 (T. Bass 115 & W. Hudgens 143)



RECEIVING

Had two or more players with 100 yards receiving in a game vs FAU (Javon Ivory, 126; Tahj Washington, 105)
 Had 12 players with at least 1 reception vs Mercer, 2018 (12)
 Had 10 players with at least 1 reception vs Penn State, 2019 (10)

TOTAL OFFENSE

Had 700 or more yards of total offense vs UCF, 2020 (703)
 Had 600 or more yards of total offense vs UCF, 2020 (703)
 Had 500 or more yards total offense vs Stephen F. Austin, 2020 (574)
 Had 400 or more yards total offense vs FAU, 2020 (469)
 Had 100 or more plays at UConn, 2017 (100)

Had 90 or more plays vs UCF, 2020 (95)
 Had 80 or more plays vs USF, 2020 (83)
 Had 75 or more plays vs Stephen F. Austin, 2020 (77)
 Had 49 or fewer plays vs Navy, 2019 (43)

SCORING

Had 70 or more points vs ECU, 2017 (W, 70-13)
 Had 60 or more points vs Mercer, 2018 (W, 66-14)
 Had 50 or more points vs Stephen F. Austin, 2020 (W, 56-14)
 Had 40 or more points vs Stephen F. Austin, 2020 (W, 56-14)
 Allowed 50 or more points vs Penn State, 2019 (L, 39-53)
 Allowed 40 or more points at Cincinnati, 2020 (L, 49-10)
 Was held scoreless at UCF, 2011 (L, 0-41)
 Was held scoreless at home vs SMU, 2011 (L, 0-42)
 Last time without scoring in first half at Houston, 2017 (W, 42-38)
 Last time without scoring in first half at home vs Rice, 2012
 Was held scoreless on the road at UCF, 2011 (L, 0-41)
 Held an opponent scoreless vs SMU, 2015 (W, 63-0)
 Held an opponent scoreless in the first half at South Alabama, 2019 (W, 23-0)
 Held an opponent scoreless at home vs SMU, 2015 (W, 63-0)
 Held an opponent scoreless on the road vs Arkansas, 1993 (W, 6-0)
 Held two opponents scoreless in a season vs Tulsa; USM, 1968
 Held three opponents scoreless in a season vs Utah St.; North Texas; McNeese State, 1965
 Held four opponents scoreless in a season vs Louisville; McNeese St.;
 West Texas State; Tampa, 1964
 Scored a two-point conversion rushing vs FAU, 2020 (Hassell run)
 Scored a two-point conversion passing vs S.F. Austin, 2020 (Calvin Austin III-Sean Dykes)

TURNOVERS

Consecutive games with a forced turnover 20 (11/18/16 through 9/22/18)
 Had eight or more turnovers vs Louisville, 1979 (8: 6 FR, 2 Int.)
 Had seven or more turnovers vs USF, 2003 (3 FR, 4 Int.)
 Had six or more turnovers vs East Carolina, 2006 (1 FR, 5 Int.)
 Had eight or more fumbles vs Alabama, 1986 (8)
 Had six or more fumbles vs Middle Tennessee, 2012 (6)
 Lost seven or more fumbles vs Mississippi State, 1976 (7)
 Lost six or more fumbles vs Louisville, 1979 (6)
 Lost five or more fumbles vs Tennessee, 1984 (5)
 Lost four or more fumbles at Houston, 2013 (4)
 Lost three or more fumbles at Temple, 2019 (3)
 Did not commit a turnover vs SMU, 2019
 Had eight or more takeaways vs North Texas State, 1968 (8)
 Had six or more takeaways vs Kansas, 2016 - 6 (4 fumble, 2 Int.)
 Had five or more takeaways vs Navy, 2017 - 5 (3 fumbles, 2 Int.)
 Had four or more takeaways vs Temple, 2020 - 4 (1 fumble, 3 Int.)
 Had three or more takeaways vs Temple, 2020 - 4 (1 fumble, 3 Int.)
 Returned two interceptions for TDs at Tulane - 2, 2014 (B. McCain, 15; D. Nelson, 58)
 Returned an interception for a TD at ULM, 2019 (La'Andre Thomas)
 Returned a fumble for a TD vs Houston, 2020 (Jaylon Allen)
 Returned two fumbles for TDs vs SMU, 2013
 Blocked a punt for a touchdown vs Southern, 2019 (Keith Brown)
 Blocked two punts for touchdowns vs Tulsa, 1968 (Dees & Marks)

DEFENSE

Held an opponent to 10 or fewer first downs at USF, 2019 (5)
 Held an opponent to 0 or fewer yards rushing vs Ole Miss, 1993 (-4)
 Held an opponent to 50 or fewer yards rushing at SMU, 2018 (25)
 Held an opponent to 100 or fewer yards rushing vs Stephen F. Austin, 2020 (55)
 Held an opponent to 25 or fewer yards passing vs Navy, 2017 (20)
 Held an opponent to 50 or fewer yards passing at USF, 2019 (44)
 Held an opponent to 100 or fewer yards total offense vs SMU, 2015 (97)
 Held an opponent to 200 or fewer yards total offense at USF, 2019 (170)
 Held an opponent to 300 or fewer yards total offense vs FAU, 2020 (290)
 Intercepted six or more passes vs East Carolina, 1993 (6)
 Intercepted five or more passes vs Mississippi State, 1998 (5)
 Intercepted four or more passes vs Bowling Green, 2016 (4)
 Intercepted three or more passes vs Temple, 2020 (3)
 Recovered four or more fumbles vs Kansas, 2016 (4)
 Recovered three or more fumbles at UCF (AAC CG), 2018 (3)
 Recorded a safety vs Ole Miss, 2019
 Recorded two safeties in a game vs Tulane, 2015
 Recorded seven or more sacks vs Tulane, 2017 (7)
 Recorded six or more sacks vs Western Kentucky, 2016 (6)
 Recorded five or more sacks vs Cincinnati, 2019 (5)
 Recorded four or more sacks vs Temple, 2020 (4)
 Recorded 15 or more tackles for loss Cincinnati, 2019 (15.0, 46 yds)
 Recorded 12 or more tackles for loss at SMU, 2018 (12)
 Recorded 11 or more tackles for loss vs Tulsa, 2018 (11)
 Recorded 10 or more tackles for loss vs Temple, 2020 (10)
 Had four or more players with 2 or more tackles for loss vs Ole Miss, 2019 (4)
 Had three or more players with 2 or more tackles for loss vs Cincinnati, 2019 (3)

SPECIAL TEAMS

Returned a punt for a TD vs Stephen F. Austin, 2020 (Calvin Austin III, 64 yards)
 Returned a blocked punt for a TD vs Southern, 2019 (Keith Brown)
 Returned a kickoff for a TD vs SMU, 2019 (Antonio Gibson, 97 yards)
 Blocked one punt vs Tulane, 2017 (JJ Russell)
 Blocked two punts vs Southern, 2019 (2, Rodrigues Clark, Colton Cochran)
 Blocked three punts vs Arkansas, 1992 (4)
 Blocked four punts vs Arkansas, 1992 (4)
 Blocked a field goal at Tulsa, 2019 (Quindell Johnson)

LAST TIME WHEN...

Blocked a PAT vs Temple, 2020 (CamRon Jackson)
 Blocked a field goal and a PAT in the same game vs Georgia State, 2018 (John Tate)
 Returned a Blocked PAT for 2 Points at UAB, 2012 (Charles Harris)
 Returned a Botched PAT for 2 Points at South Alabama, 2019 (Jacobi Francis)
 Punted 13 or more times vs Texas A&M, 1979 (13)
 Punted 12 or more times vs SMU, 2011 (12)
 Punted 11 or more times at Southern Miss, 2011 (11)
 Punted 10 or more times at Ole Miss, 2014 (10)
 Punted two times or less vs SMU, 2019 (2)
 Punted one time in a game vs Southern, 2019
 Did not punt in a game vs Navy, 2017
 Missed a kicking PAT vs Ole Miss, 2019
 Had a kicking PAT blocked vs Marshall, 2011
 Had a punt blocked vs Cincinnati (AAC CG), 2019
 Had a field goal blocked vs Auburn, 2015
 Had a blocked field goal returned for a TD at Arkansas State, 2012 (2, BL P & P FF)
 Gave up 2 special teams TDs vs Louisville, 2008 (2, BL FG & KOR)
 Recovered an opponent's on-side kick vs SMU, 2019
 Recovered a Memphis on-side kick at ULM, 2019
 Recovered two on-side kicks in a game at Tulane, 2016 (1 Memphis kick, 1 Tulane kick)
 Totaled 200 or more kickoff return yards vs SMU, 2019 (220)
 Totaled 150 or more kickoff return yards at Tulsa, 2019 (165)
 Totaled 100 or more kickoff return yards at Tulane, 2020 (107)
 Returned 10 or more kickoffs vs Mississippi State, 2011 (10)

MISCELLANEOUS

Had 40 or more first downs vs UCF, 2020 (41)
 Had 30 or more first downs vs UCF, 2020 (41)
 Had 25 or more first downs vs UCF, 2020 (41)
 Had 0 penalties in a game vs Houston, 2020
 Had 16 or more penalties vs SMU, 2019 (16)
 Had 15 or more penalties at Middle Tennessee, 2013 (15)
 Had 12 or more penalties at SMU, 2018 (12)
 Had 10 or more penalties at South Alabama, 2019 (10)
 Had 125 or more yards in penalties SMU, 2019 (134)
 Had 100 or more yards in penalties at South Alabama, 2019 (100)
 Had a 100-yard rusher and a 100-yard receiver in the same game vs Stephen F. Austin, 2020 (Kylan Watkins, 101 rush; Calvin Austin III, 173 rec.)
 Had a 100-yard receiver and 2, 100-yard rushers vs UCF, 2020 (R. Clark, 112 rush; C. Austin, 151 rec, T. Washington, 131 rec.)
 Had 2 100-yard receivers in a game vs SMU, 2019 (Coxie, 143; Gibson, 130)
 Had 2 100-yard rushers and 2 100-yard receivers in the same game at UCF, 2017 (Henderson, 109 rush; Taylor, 107 rush, Miller, 195 receiving; Dykes 161 receiving)
 Had 40 or more minutes of TOP at Cincinnati, 2014 (40:55)
 Had 35 or more minutes of TOP at UCF, 2019 (38:12)
 Had a tie game vs Arkansas State, 1990
 Was involved in an overtime at UCF, 2017
 Was involved in double overtime at UCF, 2017
 Gave up a Safety at SMU, 2018
 Recorded a Safety vs Ole Miss, 2019

IN ONE QUARTER

Passed for 75 yards or more vs FAU, 2020 (100-2nd)
 Passed for 100 yards or more vs UCF, 2020 (140-4th)
 Passed for 125 yards or more vs UCF, 2020 (140-4th)
 Passed for 150 yards or more vs UCF, 2020 (196-2nd)
 Passed for 175 yards or more vs UCF, 2020 (196-2nd)
 Passed for 200 yards or more vs UCF, 2020 (213-4th)
 Passed for 225 yards or more vs Mercer, 2018 (231-2nd)
 Passed for two TDs vs UCF, 2020 (2-4th)
 Passed for three TDs vs UCF, 2020 (3-4th)
 Passed for four TDs vs Mercer, 2018 (4-2nd)
 Rushed for 75 yards or more vs UCF, 2020 (78-3rd)
 Rushed for 100 yards or more vs Stephen F. Austin, 2019 (149-4th)
 Rushed for 125 yards or more vs Stephen F. Austin, 2019 (149-4th)
 Rushed for 175 yards or more at UCF, 2018 (191-1st)
 Rushed for four TDs or more vs UConn, 2018 (4-2nd)
 Rushed for three TDs or more vs Stephen F. Austin, 2020 (3-4th)
 Rushed for two TDs or more at UCF, 2019 (2-3rd)
 Kicked three or more field goals vs SMU, 2019 (3-2nd)
 Had four receivers catch three passes vs Southern Miss, 2007 (4-4th)
 Had seven receivers catch one pass vs SMU, 2017 (7-3rd)

IN ONE HALF

Passed for 350 yards or more vs Mercer, 2018 (358-1st)
 Passed for 300 yards or more at UConn, 2017 (325-1st)
 Passed for 250 yards or more vs UCF, 2020 (293-2nd)
 Passed for 200 yards or more vs Stephen F. Austin, 2020 (205-1st)
 Passed for 175 yards or more vs FAU, 2020 (193-2nd)
 Passed for 150 yards or more vs FAU, 2020 (193-2nd)
 Passed for two or more TDs vs UCF, 2020 (3-2nd)
 Passed for three or more TDs vs UCF, 2020 (3-2nd)
 Passed for four or more TDs vs UCF, 2020 (5-2nd)
 Passed for five or more TDs vs UCF, 2020 (5-2nd)
 Passed for six or more TDs vs Bowling Green, 2016 (6-1st)
 Passed for seven or more TDs vs SMU, 2015 (7-1st)
 Rushed for 300 yards or more at UCF, 2018 (336-1st)
 Rushed for 275 yards or more vs Houston, 2018 (275-2nd)
 Rushed for 250 yards or more vs Houston, 2018 (275-2nd)
 Rushed for 200 yards or more vs Stephen F. Austin, 2020 (233-2nd)
 Rushed for 175 yards or more at SMU, 2020 (162, 1st)

Rushed for 150 yards or more at ULM, 2019 (150-1st)
 Rushed for five TDs or more vs Houston, 2018 (5-2nd)
 Rushed for four TDs or more vs Stephen F. Austin, 2020 (4-2nd)
 Rushed for three TDs or more vs Southern, 2019 (3-2nd)
 Rushed for two TDs or more vs Penn State, 2019 (2-1st)
 Kicked four or more field goals vs UAB, 1999 (4-1st)

THE LAST TIME A TIGER PLAYER...

RUSHING

Rushed 40 or more times Marcus Holliday vs Tulane, 1994 (42)
 Rushed 35 or more times Sam Craft at Cincinnati, 2014 (38)
 Rushed 30 or more times Patrick Taylor Jr vs Wake Forest, 2018 (30)
 Rushed 25 or more times Patrick Taylor vs Ole Miss, 2019 (27)
 Rushed for 250 or more yards DeAngelo Williams vs USF, 2004 (263)
 Rushed for 200 or more yards Kenneth Gainwell at ULM, 2019 (209)
 Rushed for 175 or more yards Darrell Henderson vs Houston, 2018 (178)
 Rushed for 150 or more yards Darrell Henderson vs Tulsa, 2018 (166)
 Rushed for 125 or more yards Antonio Gibson vs Cincinnati (AAC CG), 2019 (130)
 Rushed for 100 or more yards Kylan Watkins vs Stephen F. Austin, 2020 (101)
 Rushed for four or more TDs Patrick Taylor Jr. at Houston, 2017 (4)
 Rushed for three or more TDs Patrick Taylor vs UCF, 2019 (3)
 Rushed for two or more TDs Kenneth Gainwell at ULM, 2019 (2)
 Had a run of 90 or more yards Herb Covington vs Cincinnati, 1966 (92)
 Had a run of 80 or more yards Darrell Henderson at UCF, 2018 (82)
 Had a run of 70 or more yards Antonio Gibson vs SMU, 2019 (78)
 Had a run of 60 or more yards Antonio Gibson vs Cincinnati (AAC CG), 2019 (65)
 Had a run of 50 or more yards Kenneth Gainwell at Tulsa, 2019 (54)
 Had 2 players rush for three or more TDs Henderson & Taylor vs UConn, 2018 (3)
 Had 2 players rush for two or more TDs Henderson & Taylor vs Houston, 2018 (2)

PASSING

Passed for 450 or more yards Brady White vs UCF, 2020 (486)
 Passed for 400 or more yards Brady White vs USF, 2020 (437)
 Passed for 350 or more yards Brady White vs USF, 2020 (437)
 Passed for 300 or more yards Brady White at Cincinnati, 2020 (316)
 Passed for 250 or more yards Brady White vs FAU, 2020 (284)
 Attempted 60 or more passes Martin Hankins vs East Carolina, 2007 (60)
 Attempted 50 or more passes Brady White vs UCF, 2020 (50)
 Attempted 40 or more passes Brady White vs UCF, 2020 (50)
 Attempted 30 or more passes Brady White vs UCF, 2020 (30)
 Completed 30 or more passes Brady White vs Penn State, 2019 (32)
 Completed 25 or more passes Brady White at Temple, 2019 (28)
 Completed 20 or more passes Brady White vs FAU, 2020 (22)
 Threw seven or more TD passes Riley Ferguson at UConn, 2017 (7)
 Threw six or more TD passes Brady White vs UCF, 2020 (7)
 Threw five or more TD passes Brady White vs UCF, 2020 (7)
 Threw four or more TD passes Brady White vs USF, 2020 (4)
 Threw three or more TD passes Brady White vs USF, 2020 (4)
 Threw five or more interceptions Martin Hankins vs Southern Miss, 2006 (5)
 Threw four or more interceptions Martin Hankins vs Ole Miss, 2007 (4)
 Threw three or more interceptions Riley Ferguson at UCF, 2017 (3)
 Completed a pass for 90 or more yards Brady White at Cincinnati, 2020 (92)
 Completed a pass for 80 or more yards Brady White at Cincinnati, 2020 (92)
 Completed a pass for 70 or more yards Brady White at Cincinnati, 2020 (92)
 Completed a pass for 60 or more yards Brady White vs USF, 2020 (65)
 Completed a pass for 50 or more yards Brady White vs FAU, 2020 (51)

RECEIVING

Caught 10 or more passes Calvin Austin III vs Stephen F. Austin, 2020 (10)
 Caught seven or more passes Calvin Austin III vs Stephen F. Austin, 2020 (10)
 Had 250 or more yards receiving Anthony Miller vs Tulsa, 2016 (250)
 Had 200 or more yards receiving Kenneth Gainwell vs Tulane, 2019 (203)
 Had 175 or more yards receiving Calvin Austin III vs Temple, 2020 (184)
 Had 150 or more yards receiving Calvin Austin III vs Stephen F. Austin, 2020 (173)
 Had 125 or more yards receiving Javon Ivory vs FAU, 2020 (126)
 Had 100 or more yards receiving J. Ivory/T. Washington vs FAU, 2020 (126/105)
 Caught four or more TD passes Anthony Miller at UConn, 2017 (4)
 Caught three or more TD passes Anthony Miller at UCF, 2017 (3)
 Caught two or more TD passes Sean Dykes & Calvin Austin III vs USF, 2020 (2)

TOTAL OFFENSE

Had 500 or more yards of total offense Brady White vs UCF, 2020 (516)
 Had 400 or more yards of total offense Brady White vs USF, 2020 (451)
 Had 350 or more yards of total offense Brady White vs USF, 2020 (451)
 Had 300 or more yards of total offense Brady White vs USF, 2020 (451)

SCORING

Responsible for seven or more TDs Brady White vs UCF, 2020 - 7 (6 pass, 1 rush)
 Responsible for six or more TDs Brady White vs UCF, 2020 - 7 (6 pass, 1 rush)
 Responsible for five or more TDs Brady White vs UCF, 2020 - 7 (6 pass, 1 rush)
 Responsible for four or more TDs Brady White vs USF, 2020 - 4 pass
 Scored four or more TDs Darrell Henderson at UCF, 2018 (3 rushing, 1 pass)
 Scored three or more TDs Patrick Taylor at USF, 2019 (3 rushing)
 Scored in three different ways... Antonio Gibson vs SMU, 2019 (1 receiving, 1 rush, 1 KOR)

DEFENSE

Intercepted three or more passes Bobby McCain at USF, 2013 (3)
 Intercepted two or more passes Rodney Owens vs Temple, 2020 (2)

LAST TIME WHEN...

Returned an interception for a touchdown..... La'Andre Thomas at ULM, 2019
 Recovered three or more fumbles..... Quinton McCrary vs UCF, 2007 (3)
 Recovered two or more fumbles..... Austin Hall at South Alabama, 2019 (2)
 Returned two fumbles for TDs..... Ryan Coleman vs SMU, 2013 (2)
 Returned fumble for TD..... Austin Hall at South Alabama, 2019
 Recorded four or more sacks..... Clinton McDonald vs Arkansas St., 2008 (4)
 Recorded three or more sacks..... Genard Avery vs Tulane, 2017 (3.5)
 Recorded two or more sacks..... Jonathan Wilson vs Penn State, 2019 (2.0)
 Recorded five or more TFLs..... Bryce Huff at Tulane, 2018 (5.0)
 Recorded four or more TFLs..... Joseph Dorceus vs Stephen F. Austin, 2020 (4.0)
 Recorded three or more TFLs..... Joseph Dorceus vs Stephen F. Austin, 2020 (4.0)
 Created two or more takeaways..... Rodney Owens vs Temple, 2020 (2 int.)



SPECIAL TEAMS

Scored 18 or more points kicking..... Riley Patterson vs Penn State, 2019 (21)
 Scored 15 or more points kicking..... Jake Elliott at SMU, 2016 (15)
 Scored 10 or more points kicking..... Riley Patterson vs Houston, 2020 (12)
 Made six or more field goals..... Riley Patterson vs Penn State, 2019 (6)
 Made five or more field goals..... Jake Elliott at Houston, 2013 (5)
 Made four or more field goals..... Riley Patterson vs SMU, 2019 (4)
 Made three or more field goals..... Riley Patterson vs Houston, 2020 (3)
 Attempted six or more field goals..... Riley Patterson vs Penn State, 2019 (6)
 Attempted five or more field goals..... Jake Elliott at Temple, 2015 (5)
 Attempted four or more field goals..... Riley Patterson vs Temple, 2020 (4)
 Attempted three or more field goals..... Riley Patterson vs Houston, 2020 (3)
 Made a field goal of 50 or more yards..... Riley Patterson vs FAU, 2020 (53)
 Made two or more 50+ yard FGs..... Riley Patterson vs Cincinnati (AAC CG), 2019 (52, 50)
 Punted 12 or more times..... Tom Hornsey vs SMU, 2011 (12)
 Punted 11 or more times..... Tom Hornsey at Southern Miss, 2011 (11)
 Punted 10 or more times..... Spencer Smith at Ole Miss, 2014 (10)
 Punted 70 or more yards..... Adam Williams vs Tulane, 2019 (76)
 Punted 60 or more yards..... Adam Williams vs Houston, 2020 (63)
 Had a punt average over 50 yards (min. 2 punts)..... Adam Williams vs Tulane, 2019 (51.3)
 Totaled 175 or more yards in kick returns..... Tony Pollard, 2018 (209)
 Totaled 150 or more yards in kick returns..... Antonio Gibson vs SMU, 2019 (159)
 Totaled 125 or more yards in kick returns..... Chris Claybrooks vs Cincinnati, 2019 (126)
 Totaled 100 or more yards in kick returns..... Tahj Washington at Tulane, 2020 (107)
 Returned a kick 90 or more yards..... Chris Claybrooks vs Cincinnati, 2019 (96)
 Returned a kickoff for a TD..... Chris Claybrooks vs Cincinnati, 2019 (96)
 Returned nine or more kickoffs..... Marcus Hightower vs Houston, 2009 (9)
 Returned eight or more kickoffs..... D.A. Griffin vs Houston, 2010 (8)
 Returned seven or more kickoffs..... Tony Pollard at UCF, 2018 (7)
 Returned six or more kickoffs..... Tony Pollard vs Wake Forest, 2018 (6)
 Returned 10 or more punts..... Ryan Roskelly vs Tulsa, 1994 (10)
 Returned seven or more punts..... Calvin Austin III vs Stephen F. Austin, 2020 (8)
 Returned six or more punts..... Calvin Austin III vs Stephen F. Austin, 2020 (8)
 Had 150 or more punt return yards..... Ryan Roskelly vs Tulsa, 1994 (194)
 Had 100 or more punt return yards..... Calvin Austin III vs Stephen F. Austin, 2020 (117)
 Had a punt return of 90 or more yards..... Keith Wright vs Louisville, 1975 (94)
 Had a punt return of 80 or more yards..... Ryan Johnson vs Cincinnati, 2000 (82)
 Had a punt return of 70 or more yards..... Pop Williams vs Tulsa, 2018 (72)
 Had a punt return of 60 or more yards..... Calvin Austin III vs Stephen F. Austin, 2020 (64)
 Had a punt return of 50 or more yards..... Calvin Austin III vs Stephen F. Austin, 2020 (64)
 Returned a punt for a TD..... Calvin Austin III vs Stephen F. Austin, 2020 (64)
 Blocked a punt..... Rodrigues Clark & Colton Cochran vs Southern, 2019
 Returned a blocked punt for a TD..... Keith Brown vs Southern, 2019
 Blocked a field goal..... Quindell Johnson at Tulsa, 2019
 Blocked a PAT..... CamRon Jackson vs Temple, 2020
 Returned a blocked PAT for a score..... Charles Harris at UAB, 2012
 Returned a botched PAT for a score..... Jacobi Francis at South Alabama, 2019

IN ONE QUARTER

Passed for 100 yards or more..... Brady White vs FAU, 2020 (100-2nd)
 Passed for 125 yards or more..... Brady White vs USF, 2020 (140-4th)
 Passed for 150 yards or more..... Brady White vs USF, 2020 (196-2nd)
 Passed for 175 yards or more..... Brady White vs USF, 2019 (196-2nd)
 Passed for 200 yards or more..... Brady White vs UCF, 2020 (213-4th)
 Passed for 225 yards or more..... Brady White vs Mercer, 2018 (231- 2nd)
 Passed for four or more TDs..... Brady White vs Mercer, 2018 (4-2nd)
 Passed for three or more TDs..... Brady White vs UCF, 2020 (3-4th)
 Passed for two or more TDs..... Brady White vs USF, 2020 (2-4th)
 Rushed for 75 yards or more..... Antonio Gibson vs SMU, 2019 (78-4th)
 Rushed for 100 yards or more..... Darrell Henderson vs UCF, 2018 (122-2nd)
 Rushed for 150 yards or more..... Paul Gowen vs Tulsa, 1969 (150-2nd)
 Rushed for two TDs or more..... Darrell Henderson at UCF, 2018 (2-1st)
 Rushed for three TDs or more..... Riley Ferguson vs SMU, 2017 (2-3rd)
 Caught nine or more passes..... Anthony Miller at UConn, 2017 (9-2nd)
 Caught six or more passes..... Calvin Austin III vs UCF, 2020 (6-4th)
 Caught five or more passes..... Calvin Austin III vs FAU, 2020 (5-3rd)
 Caught four or more passes..... Javon Ivory vs FAU, 2020 (4-1st)
 Caught three or more passes..... Tahj Washington vs FAU, 2020 (3-2nd)
 Caught two or more TD passes..... Anthony Miller at UConn, 2017 (3-2nd)
 Had 75 or more receiving yards..... Antonio Gibson vs SMU, 2019 (76-2nd)
 Had 100 or more receiving yards..... Kenneth Gainwell vs Tulane, 2019 (110-3rd)
 Kicked three or more field goals..... Stephen Gostkowski vs Ole Miss, 2003 (3-4th)

IN ONE HALF

Passed for 300 yards or more..... Brady White vs Mercer, 2018 (358-1st)
 Passed for 200 yards or more..... Brady White vs Stephen F. Austin, 2020 (205-1st)
 Passed for 175 yards or more..... Brady White vs Stephen F. Austin, 2020 (205-1st)
 Rushed for 200 yards or more..... Darrell Henderson at UCF, 2018 (207-1st)
 Rushed for 125 yards or more..... Kenneth Gainwell at ULM, 2019 (142-2nd)
 Rushed for 100 yards or more..... Darrell Henderson vs Houston, 2018 (113, 2nd)
 Rushed for three TDs or more..... Darrell Henderson at UCF, 2018 (3-1st)
 Rushed for two TDs or more..... Patrick Taylor Jr. at USF, 2019 (2-1st)
 Passed for seven or more TDs..... Paxton Lynch vs SMU, 2015 (7-1st)
 Passed for six or more TDs..... Riley Ferguson vs Bowling Green, 2016 (6-1st)
 Passed for five or more TDs..... Brady White vs UCF, 2020 (5-2nd)
 Passed for four or more TDs..... Brady White vs UCF, 2020 (5-2nd)
 Passed for three or more TDs..... Brady White vs USF, 2020 (3-2nd)
 Caught 12 or more passes..... Anthony Miller at UConn, 2017 (12-1st)
 Caught eight or more passes..... Anthony Miller at UCF, 2017 (8-2nd)
 Caught seven or more passes..... Calvin Austin III vs Stephen F. Austin (2020, 7-1st)
 Caught six or more passes..... Darmonite Coxie vs Penn State, 2019 (6-1st)
 Had 150 yards receiving..... Anthony Miller at UConn, 2017 (157-1st)
 Had 125 yards receiving..... Kenneth Gainwell vs Tulane, 2019 (137-2nd)
 Had 100 yards receiving..... Calvin Austin III vs Stephen F. Austin, 2020 (115-1st)
 Caught three or more TD passes..... Anthony Miller at UConn, 2017 (3-1st)
 Caught two or more TD passes..... Sean Dykes vs USF, 2020 (2-2nd)
 Kicked four or more field goals..... Ryan White vs UAB, 1999 (4-1st)
 Kicked three or more field goals..... Riley Patterson vs Penn State, 2019 (3-2nd)

THE LAST TIME A TIGER OPPONENT...

RUSHING

Had 500 or more yards rushing..... Texas A&M, 1978 (523)
 Had 400 or more yards rushing..... vs USF, 2016 (416)
 Had 300 or more yards rushing..... Penn State, 2019 (396)
 Had 75 or more rushing attempts..... Texas A&M, 1978 (75)
 Had 70 or more rushing attempts..... Navy, 2018 (73)
 Had seven or more rushing TDs..... UCF, 2007 (7)
 Had six or more rushing TDs..... UCF, 2018 (6)
 Had five or more rushing TDs..... Penn State, 2019 (5)
 Had four or more rushing TDs..... Cincinnati, 2020 (4)
 Had two players with 100 yards rushing in game..... at ULM, 2019 (2)
 (Josh Johnson, 119; Caleb Evans 112)

PASSING

Had 600 or more yards passing..... UCF, 2020 (601)
 Had 500 or more yards passing..... UCF, 2020 (601)
 Had 400 or more yards passing..... UCF, 2020 (601)
 Had 300 or more yards passing..... Temple, 2020 (387)
 Had 60 or more pass attempts..... ECU, 2018 (62)
 Had 50 or more pass attempts..... SMU, 2019 (55)
 Had 40 or more pass attempts..... Houston, 2020 (49)
 Had 35 or more completions..... Temple, 2020 (41)
 Had 30 or more completions..... UCF, 2020 (35)
 Had 25 or more completions..... Houston, 2020 (30)
 Had six or more TD passes..... Houston, 2010 (6)
 Had five or more TD passes..... UCF, 2020 (5)
 Had four or more TD passes..... Temple, 2020 (4)
 Had three or more TD passes..... Cincinnati, 2020 (3)
 Had six or more passes intercepted..... East Carolina, 1993 (6)
 Had five or more passes intercepted..... Mississippi State, 1997 (5)
 Had four or more passes intercepted..... Bowling Green, 2016 (4)
 Had three or more passes intercepted..... Temple, 2020 (3)

RECEIVING

Had two or more players with 100 yards receiving in game..... UCF, 2020
 Has a receiver with 200 or more yards receiving..... SMU, 2020 (R. Roberson, 243)

LAST TIME WHEN...

TOTAL OFFENSE

Had 700 or more yards of total offense..... UCF, 2020 (798)
 Had 600 or more yards of total offense..... UCF, 2020 (798)
 Had 500 or more yards of total offense..... Cincinnati, 2020 (513)
 Had 400 or more yards of total offense..... Houston, 2020 (409)
 Had 100 or more plays..... Tulsa, 2019 (101)
 Had 90 or more plays..... Temple, 2020 (96)
 Had 80 or more plays..... Houston, 2020 (84)
 Had 75 or more plays..... Houston, 2020 (84)

SCORING

Scored 70 or more points..... Ole Miss, 1935 (92)
 Scored 60 or more points..... Missouri, 2018 (65)
 Scored 50 or more points..... Penn State, 2019 (53)
 Scored 40 or more points..... UCF, 2020 (49)
 Scored a two-point conversion passing..... UCF, 2020
 Scored a two-point conversion running..... SMU, 2019

TURNOVERS

Committed seven or more turnovers..... Cincinnati, 1998 (7, 5 fumbles, 2 int.)
 Committed six or more turnovers..... Kansas (6, 4 fumbles, 2 int.)
 Committed five or more turnovers..... Navy, 2017 (5, 3 fumbles, 2 int.)
 Committed four or more turnovers..... Temple, 2020 (4, 1 fumble, 3 int.)
 Had five or more fumbles..... ULM, 2017 (6)
 Lost four or more fumbles..... Kansas, 2016 (4)
 Did not commit a turnover..... USF, 2020
 Returned a fumble for a touchdown..... Southern, 2019
 Returned an interception for a touchdown..... Stephen F. Austin, 2020

DEFENSE

Held UoFM to 10 or fewer first downs..... SMU, 2012 (9)
 Held UoFM to 0 or fewer yards rushing..... SMU, 2011 (-14)
 Held UoFM to under 100 yards rushing..... Navy, 2020 (75)
 Held UoFM to 100 or fewer yards passing..... ULM, 2017 (97)
 Held UoFM to under 300 yards of total offense..... Navy, 2020 (280)
 Held UoFM to under 200 yards of total offense..... Ole Miss, 2014 (104)
 Intercepted five or more UoFM passes..... East Carolina, 2006 (5)
 Intercepted four or more UoFM passes..... Ole Miss, 2007 (4)
 Intercepted three or more UoFM passes..... UCF, 2017 (3)
 Recorded a safety..... SMU, 2018
 Recorded six or more quarterback sacks..... Cincinnati, 2010 (6)
 Recorded five or more quarterback sacks..... Western Kentucky, 2016 (6)
 Forced four or more Memphis turnovers..... at Temple, 2019 (4, 3 fumbles, 1 INT)
 Returned a fumble for a touchdown..... Southern, 2019

SPECIAL TEAMS

Returned a punt for a TD..... Houston, 2010 (P. Edwards)
 Returned a blocked punt for a TD..... at Houston, 2019 (Cole McGowan)
 Returned a kickoff for a TD..... Louisville, 2008 (Trent Guy)
 Blocked a punt..... vs Cincinnati (AAC CG), 2019 (Wilson Huber)
 Blocked a field goal..... Auburn, 2015 (Blake Countess)
 Blocked a field goal for a TD..... Louisville, 2008 (Brandon Heath)
 Blocked a PAT..... Tulane, 2012
 Punted 10 or more times..... Stephen F. Austin, 2020 (10)
 Did not punt..... Houston, 2020
 Missed a PAT (kicking)..... Temple, 2020
 Attempted an on-side kick..... SMU, 2019
 Scored two special teams TDs..... Louisville, 2008

MISCELLANEOUS

Had 30 or more first downs..... Temple, 2020 (30)
 Had 25 or more first downs..... Houston, 2020 (26)
 Had 10 or more penalties..... UCF, 2020 (10)
 Had 100 or more penalty yards..... at ULM, 2019 (114)
 Had 35 minutes or more of possession..... Tulsa, 2019 (36:05)
 Had a 100 yard receiver and rusher..... Tulsa, 2019 (Keylon Stokes, 129 receiving yds, Shamari Brooks, 156 rushing yds)

THE LAST TIME AN OPPOSING PLAYER...

RUSHING

Rushed 45 or more times..... Cyrus Lawrence, Va. Tech, 1981 (45)
 Rushed 35 or more times..... Shamari Brooks, Tulsa, 2019 (36)
 Rushed 30 or more times..... James Flanders, Tulsa, 2016 (33)
 Rushed 25 or more times..... Nelson Smith, Navy, 2020 (29)
 Rushed for 300 or more yards..... Chris Johnson, East Carolina, 2007 (301)
 Rushed for 250 or more yards..... Chris Johnson, East Carolina, 2007 (301)
 Rushed for 200 or more yards..... Journey Brown, Penn State, 2019 (202)
 Rushed for 150 or more yards..... Shamari Brooks, Tulsa, 2019 (156)
 Rushed for 100 or more yards..... Nelson Smith, Navy, 2020 (142)
 Rushed for five or more TDs..... James Flanders, Tulsa, 2016 (5)
 Rushed for four or more TDs..... Darriel Mack, UCF (AAC CG), 2018 (4)
 Rushed for three or more TDs..... Corey Taylor II, Tulsa, 2019 (3)
 Rushed for two or more TDs..... J. Ford and D. Ridder, Cincinnati, 2020 (2)
 Had a run of 90 yards or more..... Adrian Killins, UCF, 2017 (96)
 Had a run of 80 yards or more..... L. Murray, UCF, 2012 (83)
 Had a run of 70 yards or more..... Taj McGowan, UCF, 2018 (71)
 Had a run of 60 yards or more..... Clayton Tune, Houston, 2019 (68)
 Had a run of 50 yards or more..... Journey Brown, Penn State, 2019 (56)

PASSING

Passed for 600 yards or more..... Dillon Gabriel, UCF, 2020 (601)
 Passed for 500 yards or more..... Dillon Gabriel, UCF, 2020 (601)
 Passed for 400 yards or more..... Dillon Gabriel, UCF, 2020 (601)
 Passed for 300 yards or more..... Dillon Gabriel, UCF, 2020 (601)
 Attempted 60 or more passes..... Anthony Russo, Temple, 2020 (63)
 Attempted 50 or more passes..... Anthony Russo, Temple, 2020 (63)
 Attempted 40 or more passes..... Clayton Tune, Houston, 2020 (49)
 Attempted 35 or more passes..... Clayton Tune, Houston, 2020 (49)
 Completed 40 or more passes..... Greg Ward, Jr., Houston, 2016 (47)
 Completed 30 or more passes..... Clayton Tune, Houston, 2020 (30)
 Completed 25 or more passes..... Clayton Tune, Houston, 2020 (30)
 Threw for five or more TDs..... Dillon Gabriel, UCF, 2020 (5)
 Threw for four or more TDs..... Anthony Russo, Temple, 2020 (4)
 Threw for three or more TDs..... Desmond Ridder, Cincinnati, 2020 (3)
 Threw four or more interceptions..... Mike White, USF, 2013 (4)
 Threw three or more interceptions..... Anthony Russo, Temple, 2020 (3)
 Completed a pass for 90 or more yards..... Dillon Gabriel, UCF, 2020 (93)
 Completed a pass for 80 or more yards..... Dillon Gabriel, UCF, 2020 (93)
 Completed a pass for 70 or more yards..... Noah Johnson, USF, 2020 (75)
 Completed a pass for 60 or more yards..... Noah Johnson, USF, 2020 (75)
 Completed a pass for 50 or more yards..... Noah Johnson, USF, 2020 (75)

RECEIVING

Caught 15 or more passes..... Linell Bonner, Houston, 2016 (17)
 Caught 10 or more passes..... Marlon Williams, UCF, 2020 (13)
 Had 200 or more yards receiving..... Reggie Roberson, SMY, 2020 (243)
 Had 175 or more yards receiving..... Marlon Williams, UCF, 2020 (191)
 Had 150 or more yards receiving..... Marlon Williams, UCF, 2020 (191)
 Had 125 yards or more receiving..... Marlon Williams, UCF, 2020 (191)
 Had 100 or more yards receiving..... Randy Jones, Temple, 2020 (118)
 Caught three or more TD passes..... Jadan Blue, Temple, 2020 (3)
 Caught two or more TD passes..... Jadan Blue, Temple, 2020 (3)

TOTAL OFFENSE

Had 500 or more yards of total offense..... Dillon Gabriel, UCF, 2020 (650)
 Had 400 or more yards of total offense..... Dillon Gabriel, UCF, 2020 (650)
 Had 300 or more yards of total offense..... Dillon Gabriel, UCF, 2020 (650)

SCORING

Accounted for six or more TDs..... Dillon Gabriel, UCF, 2020 (6 - 5 pass, 1 rush)
 Accounted for five or more TDs..... Dillon Gabriel, UCF, 2020 (6 - 5 pass, 1 rush)
 Accounted for four or more TDs..... Michael Pratt, Tulane, 2020 (2 pass, 2 rush)
 Accounted for three or more TDs..... Shane Buechele, SMU, 2019 (3 - 3 passing)
 Scored five or more TDs..... J. Flanders, Tulsa, 2016 (5)
 Scored four or more TDs..... Caleb Evans, ULM, 2019 (4)
 Scored three or more TDs..... Corey Taylor II, Tulsa, 2019 (3 rush)
 Scored two or more TDs..... Michael Pratt, Tulane, 2020 (2 rush)
 Kicked four or more field goals..... Spencer Shrader, USF, 2020 (4)
 Kicked three or more field goals..... Chris Naggar, SMU, 2020 (3)

DEFENSE

Intercepted two or more passes..... Gleason Sprewell, Houston, 2018 (2)
 Recovered two or more fumbles..... D. Mathews, Houston, 2013 (2)
 Forced two or more fumbles..... Micah Parsons, Penn State, 2019 (2)
 Returned a fumble for a touchdown..... Jordan Lewis, Southern, 2019 (74 yards)
 Recorded three or more sacks..... Nick Brents-Dawson, 2016 (3)
 Recorded two or more sacks..... Micah Parsons, Penn State, 2019 (2.0)
 Recorded five or more tackles for loss..... Haason Reddick, Temple, 2016 (5)
 Recorded four or more tackles for loss..... Chris Daley, USF, 2001 (4)
 Recorded three or more tackles for loss..... Micah Parsons, Penn State, 2019 (3.0)

SPECIAL TEAMS

Scored 10 or more points kicking..... Spencer Shrader, USF, 2020 (12)
 Kicked four or more field goals..... Spencer Shrader, USF, 2020 (4)
 Kicked three or more field goals..... Spencer Shrader, USF, 2020 (4)
 Kicked a field goal of 50 yds or more..... Jake Verity, ECU, 2018 (52)
 Kicked a 70-yard punt..... Caleb Houston, UCF, 2013 (71)
 Kicked a 60-yard punt..... Thomas Bennett, Tulsa, 2018 (60)
 Totaled 150 or more kick return yards..... Sherman Badie, Tulane, 2017 (159)
 Totaled 100 or more kick return yards..... CJ Sanders, SMU, 2019 (113)
 Totaled 100 or more punt return yards..... Mario Hull, Rice, 2011 (121)
 Had a punt return of 50 or more yards..... Kenneth Acker, SMU, 2012 (59)
 Had a 100-yard kickoff return..... Fred Reed, Mississippi St., 2003

University of Memphis punter Tom Hornsey was named the 2013 Ray Guy Award winner. The award is annually presented to the nation's best punter.

Hornsey received the award on December 12, 2013, at The Home Depot College Football Awards broadcasted by ESPN. Ray Guy, the College Hall of Fame punter who played at Southern Miss and went on to have a 14-year career in the NFL with the Oakland and Los Angeles Raiders, presented the award.

Hornsey received one of nine National College Football Awards Association (NCAA) awards during the evening. He was also named a member of the Walter Camp All-America Second Team. He was the second player from the U of M to be named a Walter Camp All-American, with the first being DeAngelo Williams in 2005.

The Aussie native was included on the 2013 NCAA FBS Consensus College Football Team. The recognition is determined by a point system computed from All-America teams named by the American Football Coaches Association and select media sources.

Hornsey was also named to the American Football Coaches Association's All-America Team. He was a First-Team All-America selection by the Associated Press, the Football Writers Association of America, Athlon Sports and *USA Today*.

During his senior season, Hornsey ranked eighth nationally with a 45.2 punting average, helping the Tigers post a 41.02 net punting average that ranked fourth in the country. During the year he had three of the 15 highest game punting averages in Memphis history.

Hornsey placed 29 of 62 punts inside opponents' 20-yard line (.468). The .468 percentage ranked fifth nationally while the 29 punts downed inside the 20 tied for third among FBS punters through the regular season. He only had four of his punts go into the end zone for touchbacks while opponents managed just 19 returns for 136 yards.

A two-time Ray Guy Award Player of the Week, Hornsey averaged



Tom Hornsey is congratulated by Ray Guy after being named the Ray Guy Award winner as the nation's best punter in 2013.

40+ yards 10 times during the season. In the two games in which he averaged just under 40 yards, he placed a total of eight of 13 punts inside opponents' 20-yard line.

During his career, Hornsey had 34 games in which he averaged 40+ yards, three shy of an NCAA record.

Hornsey was the inaugural winner of the Ray Guy Award Player of the Week award when he averaged 49.6 yards per punt against Middle Tennessee. He placed two of his five punts inside the Blue Raiders' 20 and had a 68-yarder in the game. Coupled with a career-long, 79-yard punt the previous week against Duke, he had two of the 10 longest punts in FBS football through the first three weeks of the college season.

Hornsey would also have a 70-yard punt against UT Martin en route to a 46.8 yard average in the Tigers' win against UT Martin. He was recognized for his efforts against UTM with a second Ray Guy Award Player of the Week honor, becoming just the second punter to receive the honor twice during the year.

Hornsey averaged a season-best 51.7 yards against Houston, which ranked seventh in school history, and averaged 50.5 yards vs Temple on Senior Day.

In addition to his statistical numbers, Hornsey was a member of Justin Fuente's second Leadership Council at the University of Memphis. He was a game captain in all 12 contests during the year.

RAY GUY AWARD WINNERS

2000: Kevin Stemke, Wisconsin
 2001: Travis Dorsch, Purdue
 2002: Mark Mariscal, Colorado
 2003: B.J. Sander, Ohio State
 2004: Daniel Sepulveda, Baylor
 2005: Ryan Plackemeier, Wake Forest
 2006: Daniel Sepulveda, Baylor
 2007: Durant Brooks, Georgia Tech
 2008: Matt Fodge, Oklahoma State
 2009: Drew Butler, Georgia
 2010: Chas Henry, Florida
 2011: Ryan Allen, Louisiana Tech
 2012: Ryan Allen, Louisiana Tech
2013: Tom Hornsey, Memphis
 2014: Tom Hackett, Utah
 2015: Tom Hackett, Utah
 2016: Mitch Wishnowsky, Utah
 2017: Michael Dickson, Texas
 2018: Braden Mann, Texas A&M
 2019: Max Duffy, Kentucky
 2020: Pressley Harvin, Georgia Tech

LOU GROZA AWARD

Former University of Memphis place-kicker Joe Allison enjoyed a record-setting career and a brilliant season in 1992, but he never dreamed that, in doing so, he would receive the Lou Groza Award, which is presented to the nation's top college kicker.

Allison, a native of Atlanta, Ga., led the nation in field goals per game, average field goals made per game, and kick-scoring for the final nine weeks of the 1992 season. His 23-of-25 field goals made were the most in the nation, according to the NCAA, and his 92.0 percent made rated best among all kickers for the year.

"I did not know about the Lou Groza Award until we played Tulsa in late October," said Allison. "After the game, Bob Winn (Assistant Athletic Director/Communications) came up to me in the locker room and said that I was a candidate for the award. I didn't even know who Lou Groza was at the time.

"As soon as we returned to campus, I looked up Mr. Groza's statistics in the NFL record book, and I talked to Coach Armstrong (UM kicking coach) about his career with the Cleveland Browns."

Allison continued on his torrid streak of field goals made throughout the remainder of the '92 season. Week after week, his name appeared at the top of the NCAA statistics for kickers, and a campaign was started to let sports writers and voters throughout the country know about Allison's feats.



For his accomplishments, Allison was named first team All-America by The Football News, The Football Writers Association, the Associated Press, United Press International, College and Pro Football Weekly and The Sporting News. He is Memphis' first-ever first team All-American on the Associated Press squad and was named to more first team All-America squads in one year than any other Memphis football Tiger in the school's history.

Following the Thanksgiving holiday, Allison suffered an attack of appendicitis and had an emergency appendectomy. The surgery kept Allison from traveling to Hollywood, Calif., to appear on the Bob Hope Christmas Special, and it was while he was in the hospital recovering from his surgery that Allison learned that he had won the Lou Groza Award.

"Mr. Winn called and told me that I had won the award and it made me feel a whole lot better," Allison stated. "I was determined that I was going to get well and travel to Florida for the awards ceremony."

Allison did indeed recover from his surgery and, with the assistance of former head coach Chuck Stobart and kicking coach Murray Armstrong, traveled to West Palm Beach, Fla., to receive the first national award ever won by a Memphis player.

The December 10th program was emceed by ABC sportscaster Curt Gowdy, and Baylor University head coach Grant Teaff was the guest speaker.

In accepting the Lou Groza Award from "The Toe" himself, Allison credited his snapper and holder and the entire Tiger special teams unit.

"Out of the 57 snaps during the season," Allison said, "I was the only one who made a mistake. Chad (Williams) did not have a bad snap, Andy (McWilliams) did not have a bad hold, but I missed two field goals. I couldn't have done it without their help."

The cousin of the late NASCAR driver Davey Allison, Joe booted 32-of-32 PATs in 1992 and finished with

LOU GROZA AWARD WINNERS

1992: Joe Allison, Memphis
 1993: Judd Davis, Florida
 1994: Steve McLaughlin, Arizona
 1995: Michael Reeder, TCU
 1996: Marc Primanti, N.C. State
 1997: Martin Gramatica, Kansas State
 1998: Sebastian Janikowski, Florida State
 1999: Sebastian Janikowski, Florida State
 2000: Jonathan Ruffin, Cincinnati
 2001: Seth Marler, Tulane
 2002: Nate Kaeding, Iowa
 2003: Jonathan Nichols, Ole Miss
 2004: Mike Nugent, Ohio State
 2005: Alexis Serna, Oregon State
 2006: Arthur Carmody, Louisville
 2007: Thomas Weber, Arizona State
 2008: Graham Gano, Florida State
 2009: Kai Forbath, UCLA
 2010: Dan Bailey, Oklahoma State
 2011: Randy Bullock, Texas A&M
 2012: Cairo Santos, Tulane
 2013: Roberto Aguayo, Florida State
 2014: Brad Craddock, Maryland
 2015: Ka'imi Fairbairn, UCLA
 2016: Zane Gonzalez, Arizona State
 2017: Matt Gay, Utah
 2018: Andre Szmyt, Syracuse
 2019: Rodrigo Blankenship, Georgia
 2020: Jose Borregales, Miami (FL)

a then-school-record 90 consecutive PATs made for his career.

He set the Memphis record for field goals made in a single season when he kicked his 17th of the year in the Tigers' win over Tulsa in 1992, and ended the year with 23.

For 30 years, the school scoring record for a single season had been 84 points by Dave Casinelli (1963). In 1992, Allison broke Casinelli's record during the Ole Miss game and finished the season with 101 points. He accounted for 35.2 percent of all of the Tigers' points in 1992.

Allison held the Memphis record for 50-yard field goals in a season with three in 1990 before Stephen Gostkowski booted three in 2005. He ultimately hit more 50-plus yard field goals than any other player until Jake Elliott (6) in Tiger history with five. Allison ranks fifth all-time in scoring with 262 points and in PATs made with 109, and ranks third in field goals made with 51. He held the No. 1 spots until Gostkowski and Jake Elliott completed their record-setting careers.

ALL-AMERICANS

The list below of Tiger All-Americans was compiled from various news services, publications and websites as well as from nationally-recognized entities such as the Walter Camp Foundation.

CALVIN ALLEN (OL/DL)

Williamson's Middle All-America (1st, 1950)

JOHN ALLEN (LB)

Associated Press All-America (HM, 1969)

Associated Press All-America (HM, 1970)

JOE ALLISON (K)

Associated Press All-America (1st, 1992)

UPI All-America (1st, 1992)

Football Writers All-America (1st, 1992)

The Sporting News All-America (1st, 1992)

Football News All-America (1st, 1992)

College & Pro Football Weekly All-America (1st, 1992)

Playboy All-America (1st, 1993)

Football News All-America (1st, 1993)

FRED ALMON (DE)

Associated Press All-America (HM, 1969)

DANTON BARTO (LB)

Football News Sophomore All-America (1st, 1991)

Football News All-America (4th, 1992)

Football News All-America (4th, 1993)

DAVID BERRONG (DB)

Associated Press All-America (3rd, 1969)

Football News All-America (3rd, 1969)

EARL BILLINGS (OL)

Williamson's All-American (1st, 1955)

JOHN BOMER (OL)

Associated Press All-America (HM, 1969)

Associated Press All-America (HM, 1970)

MARQUIS BOWLING (DE)

Football News All-America (HM, 1997)

Football News All-America (2nd, 1998)

CHUCK BROOKS (TE)

Football News All-America (1st, 1963)

Detroit Sports Extra All-America (HM, 1963)

Williamson's All-America (1st, 1963)

KEITH BUTLER (LB)

Associated Press All-America (HM, 1977)

DUKE CALHOUN (WR)

CollegeFootballNews.com Freshman All-America (HM, 2006)

TJ CARTER (DB)

ESPN.com Freshman All-America (1st, 2017)

FWAA Freshman All-America (1st, 2017)

USA Today Freshman All-America (1st, 2017)

DAVE CASINELLI (FB)

N.E.A. All-America (HM, 1963)

Detroit Sports Extra All-America (HM, 1963)

UPI All-America (HM, 1963)

Associated Press All-America (HM, 1963)

Williamson's All-America (2nd, 1963)

COTTON CLIFFORD (OL/DL)

Williamson's Little All-America (HM, 1957)

JIMMY COLE (RB)

Williamson's Middle All-America (HM, 1951)

Williamson's Middle All-America (1st, 1953)

O. C. COLLINS (DB)

Sporting News Freshman All-America

(4th, 2002)

Rivals.com Freshman All-America (1st, 2002)

JERRY DANDRIDGE (LB)

Associated Press All-America (HM, 1975)

ALEX DEES (DE)

Associated Press All-America (HM, 1968)

JAKE ELLIOTT (K)

Walter Camp Football Foundation All-America

(2nd, 2015)

Associated Press All-America (2nd, 2015)

Senior CLASS All-America (2nd, 2016)

JEFF FITE (P)

Street & Smith's All-America (3rd, 1990)

JUDSON FLINT (DB)

The Sporting News All-America (1st, 1988)

BOB FORD (WR)

Williamson's All-America (HM, 1954)

GENE FREDERIC (OL)

SI.com All-America (HM, 2004)

KENNETH GAINWELL (RB/AP)

FWAA-Shaun Alexander Freshman All-America (2019)

AFCA All-America (2nd, 2019)

Sporting News All-America (2nd, 2019)

JAMES GAITHER (P)

Sporting News Freshman All-America

(3rd, 2001)

The Football News Freshman All-America

(2nd, 2001)

TED GATEWOOD (OL)

Associated Press All-America (HM, 1986)

MICHAEL GIBSON (P)

Street & Smith's All-America

(HM, preseason, 2006)

STEPHEN GOSTKOWSKI (K)

CollegeFootballNews.com All-America

(HM, 2004)

NationalChamps.Net All-America

(3rd, preseason, 2005)

Street & Smith's All-America (HM, 2005)

Athlon Sports All-America (3rd, 2005)

SI.com All-America (3rd, 2005)

CollegeFootballNews.com All-America

(HM, 2005)

PAUL "SKEETER" GOWEN (RB)

Associated Press All-America (HM, 1969)

Associated Press All-America (HM, 1970)

EARNEST GRAY (WR)

Associated Press All-America (HM, 1977)

Football News All-America (1st, 1978)

ERIC HARRIS (DB)

Football Writers All-America (1st, 1976)

Tom Harmon's Football Today All-America (1st, 1976)

NCAA Consensus All-America (1st, 1976)

Associated Press All-America (HM, 1976)

TIM HARRIS (DE/OLB)

Associated Press All-America (HM, 1983)

RICKY HART (OL)

Phil Steele Publications Freshman All-America

(5th, 2010)

DARRELL HENDERSON (RB)

NCAA Consensus All-America (1st, 2018)

AFCA All-America (1st, 2018)

Associated Press All-America (1st, 2018)

FWAA All-America (1st, 2018)

Sporting News All-America (1st, 2018)

Walter Camp All-America (1st, 2018)

Bleacher Report (1st, 2018)

CBS Sports All-America (1st, 2018)

Sports Illustrated All-America (1st, 2018)

USA Today All-America (1st, 2018)

ARTIS HICKS (OL)

Sporting News Freshman All-America

(3rd, 2004)

TOM HORNSEY (P)

FWAA Freshman All-America (1st, 2010)

Phil Steele Publications Freshman All-America (3rd, 2010)

NCAA Consensus All-America (2013)

Associated Press All-America (1st, 2013)

AFCA All-America (1st, 2013)

FWAA All-America (1st, 2013)

USA Today All-America (1st, 2013)

Athlon Sports All-America (1st, 2013)

Walter Camp All-America (2nd, 2013)

Phil Steele All-America (1st, 2013)

AL HOTZ (OL)

Associated Press All-America (HM, 1969)

JAMON HUGHES (LB)

SI.com All-America (HM, 2010)

KEN IRVIN (DB)

Football News All-America (HM, 1994)

RAY JAMIESON (FB)

Associated Press All-America (HM, 1968)

OLLIE KELLER (QB)

Williamson's Little All-America (HM, 1953)

JEFF KING (OL)

Football News Sophomore All-America

(3rd, 1991)

JIMMY LACKIE (DB)

Churchman's All-America Team (1977)

DEAN LOTZ (OL)

Associated Press All-America (HM, 1968)

RODNEY MASON (DE)

The Sporting News Freshman All-America (1991)

LARRY MCGHEE (DL)

Associated Press All-America (HM, 1970)

MIKE MCKENZIE (DB)

College Sports News All-America (HM, 1998)

Football News All-America (HM, 1998)

HONORED TIGERS

LOU MCLELLAND (TE)

Williamson's Middle All-America (1st, 1951)

GENE MEADOWS (OL)

Williamson's Middle All-America (HM, 1951)

ANTHONY MILLER (WR)

NCAA Consensus All-America (1st, 2017)
 AFCA All-America (1st, 2017)
 Associated Press All-America (1st, 2017)
 ESPN.com All-America (1st, 2017)
 USA Today All-America (1st, 2017)
 Phil Steele All-America (1st, 2017)
 Bleacher Report All-America (1st, 2017)
 FWA All-America (2nd, 2017)
 Sports Illustrated All-America (2nd, 2017)
 Sporting News All-America (2nd, 2017)

ANDY NELSON (DB)

Williamson's Little All-America (1st, 1957)

BOB PARKER (OL)

Associated Press All-America (HM, 1969)

LOYD PATTERSON (QB)

Football News Sophomore All-America (1976)
 Associated Press All-America (HM, 1977)

BOB PATTERSON (OL/DL)

Williamson's Little All-America (1st, 1954)

DAVE PAWLIK (DL)

Associated Press All-America (HM, 1970)

DONTARI POE (DL)

CollegeFootballNews.com Freshman All-America (HM, 2009)
 Pro Football Weekly (HM, 2011)

TONY POLLARD (RB/WR)

FWAA Freshman All-America (1st, 2016)
 USA Today Freshman All-America (1st, 2016)
 Walter Camp Foundation All-America (1st, 2017)
 FWA All-America (1st, 2017)
 Phil Steele All-America (1st, 2017)
 Bleacher Report All-America (1st, 2017)
 Sports Illustrated All-America (2nd, 2017)
 Sporting News All-America (2nd, 2017)
 USA Today All-America (2nd, 2017)

ED RANDOLPH (OL)

Williamson's All-America (1st, 1958)

MATT REAGAN (K/P)

The Sporting News Freshman All-America (2nd, 2006)
 CollegeFootballNews.com Freshman All-America (3rd, 2006)
 Associated Press All-America (3rd, 2009)
 CollegeFootballNews.com All-America (3rd, 2009)

TAYLOR REED (QB)

CollegeFootballNews.com Freshman All-America (HM, 2011)

DOMINIK RILEY (OL)

The Sporting News Freshman All-America (HM, 2007)

MIKE ROBB (QB)

Churchman's All-America Team (1973)

BILL ROBERTSON (WR)

Williamson's All-America (1st, 1949)

BOB RUSH (OL)

Associated Press All-America (HM, 1975)
 Associated Press All-America (HM, 1976)
 The Sporting News All-America (1st, 1976)

HARRY SCHUH (OL)

N.E.A. All-America (1st, 1963)
 Associated Press All-America (HM, 1963)
 UPI All-America (HM, 1963)
 Williamson's All-America (HM, 1963)
 Time Magazine All-America (1st, 1964)
 Football Coaches Assoc. All-America (1st, 1964)
 Lockert's All-America (2nd, 1964)
 UPI All-America (2nd, 1964)
 The Sporting News All-America (3rd, 1964)
 The Sporting News All-America (1st, 1964)
 Playboy All-America (1st, 1964)

MOHAMMED SEISAY (DB)

Phil Steele Publications Freshman All-America (5th, 2010)

RON SELLS (OL)

Successful Farmer All-America (2nd, 1996)
 Successful Farmer All-America (2nd, 1998)

KAMAL SHAKIR (LB)

The Sporting News Freshman All-America (1st, 1997)

ALLEN SHIPMAN (OL/DL)

Associated Press All-America (HM, 1968)

WESLEY SMITH (DB)

Street & Smith's All-America (HM, preseason, 2006)
 NationalChamps.Net All-America (HM, preseason, 2005)
 Street & Smith's All-America (HM, 2005)

DANNY SPARKMAN (QB)

Associated Press All-America (HM, 1985)

MIKE STARK (OL)

Associated Press All-America (1st, 1971)
 Kickoff Magazine All-America (1st, 1971)
 Minnesota Line All-America (1st, 1971)

CURTIS STEELE (RB)

SI.com All-America (HM, 2009)

JERRY TODD (DB)

Associated Press All-America (HM, 1968)

RUSSELL VOLLMER (QB)

Williamson's All-America (2nd, 1963)
 N.E.A. All-America (HM, 1963)
 Associated Press All-America (HM, 1963)
 UPI All-America (HM, 1963)
 Detroit Sports Extra All-America (HM, 1963)

JEFF WALKER (OL)

Associated Press All-America (HM, 1985)

TAHJ WASHINGTON (WR)

FWAA Freshman All-America (2020)

MARCUS WEST (DE)

NationalChamps.Net All-America (HM, preseason, 2005)
 Street & Smith's All-America (HM, 2005)

RYAN WHITE (K)

Football News All-America (HM, 1998)
 Football News Freshman All-America (1st, 1998)
 College Sports News All-America (HM, 1998)
 Sporting News Freshman All-America (1st, 1998)

Playboy All-America (1st, 2000)
 Phil Steele All-America (1st, 2001)

ALEX WILLIAMS (FB)

Williamson's Middle All-America (HM, 1950)

DEANGELO WILLIAMS (RB)

Pro Football Weekly All-America (1st, 2004)
 Associated Press All-America (3rd, 2004)
 SI.com All-America (2nd, 2004)
 CollegeSportsReport.com All-America (2nd, 2004)
 CollegeFootballNews.com All-America (2nd, 2004)
 NationalChamps.Net All-America (1st, preseason, 2005)
 Blue Ribbon College Football Yearbook (1st, 2005)
 Street & Smith's All-America (2nd, 2005)
 Athlon Sports All-America (2nd, 2005)
 Lindy's Football All-America (2nd, 2005)
 Playboy All-America (1st, 2005)
 American Football Coaches Assoc. All-America (1st, 2005)
 Walter Camp Foundation All-America (1st, 2005)
 Associated Press All-America (2nd, 2005)
 CollegeFootballNews.com All-America (2nd, 2005)
 SI.com All-America (2nd, 2005)

JEROME WOODS (DB)

Football News All-America (2nd, 1995)
 College Sports Magazine All-America (3rd, 1995)
 Associated Press All-America (3rd, 1995)

JAMES EARL WRIGHT (QB)

Williamson's All-America (HM, 1960)

NATIONAL AWARDS/HONORS

FWAA FRESHMAN OF THE YEAR

2019: Kenneth Gainwell (RB)

RAY GUY AWARD

The Ray Guy Award is a national award presented annually to the nation's top punter.

2013: Tom Hornsey (see page 118)

LOU GROZA AWARD

The Lou Groza Award is a national award presented annually to the nation's top kicker.

1992: Joe Allison (see page 119)

ALLSTATE AFCA GOOD WORKS TEAM

2013: Jacob Karam (QB)

NATIONAL FOOTBALL FOUNDATION HALL OF FAME

The following Memphis football coaches and players have received recognition from the National Football Foundation & Hall of Fame for their work both on and off the football gridiron.

1991: Allyn McKeen (Coach)

ARA SPORTSMANSHIP AWARD

2005: DeAngelo Williams (RB)

ESPY AWARD

1996: Kevin Cobb (95-yard kickoff return vs Tennessee)

**Also selected as the play of the year in college football

ESPN THE MAGAZINE COURAGE AWARD

The ESPN the Magazine Courage Award is presented by the Football Writers Association of America to the collegiate athlete who overcomes adversity.

2004: Haracio Colen (NT)

LEE ROY SELMON COMMUNITY SPIRIT AWARD

The Lee Roy Selmon Community Spirit Award is presented by Premier Players Sports Foundation and recognizes a collegiate student-athlete's community service.

2012: Akeem Davis (LB)

PROFESSIONAL FOOTBALL HALL OF FAME

To earn a spot at Canton, players have to receive 80 percent of votes from the Hall of Fame selection committee.

2019: Isaac Bruce (WR)

ALL-AMERICAN FOOTBALL FOUNDATION HALL OF FAME

1995: Ken Donahue (Assistant Coach)

Paul Davis (Assistant Coach)

1996: Ailyn McKeen (Head Coach)

Billy J. Murphy (Head Coach)

Percy Roberts (OG)

1997: Ralph Hatley (Head Coach)

Roger French (Assistant Coach)

Bob Patterson (OG)

"Red" Hoggatt (QB)

Horace McCool (OT)

Bubba Winkler (DT)

1998: Russ Vollmer (QB)

James Earl Wright (QB)

Murray Armstrong (Asst Coach)

Pete Cordelli (Assistant Coach)

John Barnhill (OT)

Ed Molinski (Assistant Coach)

Harry Schuh (OT)

Rex Dockery (Head Coach)

Bob Winn (Scoop Hudgins Award)

Dr. C.C. Humphreys (Admin)

1999: Bill Robertson (End)

Fred Pancoast (Coach)

Jack Carter (Assistant Coach)

J.W. Patrick (Assistant Coach)

Charlie Cavagnaro (Administrator)

Jack Bugbee (Scoop Hudgins Award)

2000: Billy Fletcher (QB)

Jimmy Cole (RB)

Joe Allison (K)

John Fred Robilio (NT)

Dr. Thomas Carpenter (Admin)

2001: R.C. Johnson (Adminstrator)

Tommy West (Assistant Coach)

Ed Cantler (Athletic Trainer)

2002: Tommy West (Head Coach)

Don McKinnon (OL)

Billy Fletcher (QB)

Al Brown (M Club Director)

2003: Billy J. Murphy (Administrator)

Bob Ford (Assistant Coach)

John Bramlett (LB)

Joe Clayton (OL)

Ken Apple (DE)

Haywood Smith (Administrator)

2008: Jennifer Rodrigues (Scoop

Hudgins Award)

GAME/WEEKLY HONORS

ESPN PLAYER OF THE GAME

On most ESPN televised football game, an offensive and defensive player of the game is selected.

1982: Johnny Walker (LB) vs Georgia

1993: Isaac Bruce (WR) vs Miami (FL)

2003: Danny Wimprine (QB) vs North Texas

2004: Danny Wimprine (QB) vs Louisville

2005: DeAngelo Williams (RB) vs Akron

CHEVROLET SCHOLARSHIP AWARD

The following players have had a \$1,000 scholarship given to the general scholarship fund in their names. Chevrolet Motor Division, which sponsored the telecast, donated the scholarship.

1980: Stanley Adams (DE) vs Florida State

TEXACO STAR CLASSIC MVP AWARD

The following players have had a \$1,000 scholarship given in their name to the general athletic scholarship fund at the UM. Texaco, the sponsor of the Texaco Star Classic in Orlando, Fla., donated the scholarship.

1990: Jeff Fite (P) vs Florida State

SPORTS ILLUSTRATED PLAYER OF THE WEEK

1963: John Fred Robilio (NG) vs Ole Miss

1965: Billy Fletcher (QB) vs Mississippi State

1967: Joe Rushing (LB) vs Southern Miss

1968: Joe Rushing (LB) vs Tulsa

1977: Keith Clark (DE) vs Houston

1992: Ken Irvin (DB) vs Arkansas

WALTER CAMP NATIONAL OFFENSIVE PLAYER OF THE WEEK

2017: Riley Ferguson (QB) vs UCLA

2019: Antonio Gibson (WR) vs SMU

2020: Brady White (QB) vs UCF

FWAA/BRONKO NAGURSKI DEFENSIVE PLAYER OF THE WEEK

2017: Austin Hall (DB) vs Navy

TJ Carter (DB) vs Houston

ASSOCIATED PRESS PLAYER OF THE WEEK

1960: James Earl Wright (QB) vs Ole Miss

1963: Russ Vollmer (QB) vs Mississippi State

1965: Billy Fletcher (QB) vs Mississippi State

1975: Jerry Dandridge (LB) vs Auburn

1984: Tim Harris (LB) vs Southwestern

Louisiana

Danny Sparkman (QB) vs Cincinnati

1987: Damon Young (LB) vs Ole Miss

Tory Epps (NG) vs Alabama

Wayne Pryor (FB) vs Alabama

Marlon Brown (LB) vs Louisville

FOOTBALL NEWS PLAYER OF THE WEEK

1990: Larry Porter (RB) vs Arkansas St.

1992: Ken Irvin (DB) vs Arkansas

THE SPORTING NEWS PLAYER OF THE WEEK

1988: Eddie Moore (DB) vs Florida

1992: Ken Irvin (DB) vs Arkansas

1993: Steve Matthews (QB) vs Mississippi State

AT&T LONG DISTANCE PLAYER OF THE WEEK

1996: Qadry Anderson vs Houston

(82-yard pass)

Teofilo Riley vs Houston

(82-yard reception)

Kevin Cobb vs Tennessee

(95-yard kickoff return)

RAY GUY PLAYER OF THE WEEK

2013: Tom Hornsey vs UT Martin

Tom Hornsey vs Middle Tennessee

LOU GROZA STARS OF THE WEEK

2013: Jake Elliott at Houston

Jake Elliott at USF

2014: Jake Elliott vs Tulsa

MISCELLANEOUS AWARDS/HONORS

TENNESSEE SPORTS HALL OF FAME

1968: John Barnhill (OG)

Dr. C.C. Humphreys (Coach/AD)

1976: Billy J. Murphy (Coach)

1989: Rex Dockery (Coach)

Harry Schuh (OT)

1990: Ralph Hatley (Coach)

1991: John Bramlett (LB)

1992: Tom Nix (E)

1993: Leo Davis (Coach)

1994: Ed Molinski (Coach)

James Earl Wright (QB)

1996: Mooney Boswell (DE)

1997: Bill Hudson (OG)

1998: Russ Vollmer (QB)

2000: Murray Armstrong (Coach)

Keith Butler (LB)

2001: Billy Fletcher (QB)

2002: Jimmy Cole (RB)

Ken Donahue (Coach)

2003: Bob Patterson (OG)

2005: DeAngelo Williams (RB);

Amateur Athlete of the Year Award

2006: DeAngelo Williams (RB);

Amateur Athlete of the Year Award

2007: Fred Pancoast (Coach)

2009: Andy Nelson (QB/DB)

2015: Isaac Bruce (WR)

2016: Earnest Gray (WR)

2019: Kippy Brown (QB)

2020: DeAngelo Williams (RB)

TENNESSEE SPORTS WRITERS ASSOCIATION

2003: Tommy West, Coach of the Year

2004: DeAngelo Williams, Player of the Year

2015: Justin Fuente, Coach of the Year

2015: Paxton Lynch, Player of the Year

2016: Mike Norvell, Coach of the Year

2020: Brady White, Player of the Year

TOUCHDOWN CLUB OF COLUMBUS (OH)

The Touchdown Club of Columbus holds an awards banquet each February since 1955 and presents several awards of distinction to various college and high school football players.

2005: DeAngelo Williams (RB)

(Player to Watch in 2005)

2017: Riley Ferguson (QB)

(Player to Watch in 2017)

HONORED TIGERS

- Anthony Miller (WR)
(Player to Watch in 2017)
- 2018: Darrell Henderson (RB)
(Player to Watch in 2018)
- 2019: Damonte Coxie (WR)
(Player to Watch in 2019)
Brady White (QB)
(Player to Watch in 2019)

PEACH OF AN ATHLETE ROLE MODEL AWARD

The Atlanta Council Boy Scouts of America holds a banquet each year to honor collegiate, olympic and professional athletes. To be selected for the collegiate Peach of An Athlete Role Model award, the athlete must be playing at a college or university in Georgia or be from the state of Georgia.

- 2007: Andy Smith (OL) - Fayetteville, GA

LIBERTY BOWL ALLIANCE PLAYERS OF THE YEAR

- 1994: Ken Irvin
Co-Defensive Player of the Year
Duane Vandborg
Co-Defensive Player of the Year
- 1995: Jerome Woods
Defensive Player of the Year

SOUTHERN LIVING ALL-SOUTH TEAM

- 1969: Jerry Todd (DB)
1992: Danton Barto (LB)
1993: Danton Barto (LB)
1993: Joe Allison (K)

VANGUARD CLUB

Given by the Memphis Vanguard Club to the outstanding athlete in the Mid-South area.

- 1975: Jerry Dandridge (LB)
Lummy Wright (DE)
- 1976: Bob Rush (C)
- 1977: Lloyd Patterson (QB)
- 1978: Earnest Gray (WR)
- 1998: Tony Williams (DT)
Jerome Woods (DB)

CONFERENCE AWARDS/HONORS

THE AMERICAN COACH OF THE YEAR

- 2014: Justin Fuente

THE AMERICAN SPECIAL TEAMS PLAYER OF THE YEAR

- 2013: Tom Hornsey (P) (co)
2014: Jake Elliott (K)
2015: Jake Elliott (K)
2016: Tony Pollard (KR)
2017: Tony Pollard (KR)
2019: Antonio Gibson (KR)

THE AMERICAN DEFENSIVE PLAYER OF THE YEAR

- 2014: Tank Jakes (LB)

THE AMERICAN ROOKIE OF THE YEAR

- 2017: TJ Carter (DB)
2019: Kenneth Gainwell (RB)

THE AMERICAN ALL-CONFERENCE

- 2013: Jake Elliott (K), 1st
Martin Ifedi (DL), 1st
Tom Hornsey (P), 1st
- 2014: Al Bond (OT), 1st
Alan Cross (TE), 1st

- Martin Ifedi (DL), 1st
Tank Jakes (LB), 1st
Bobby McCain (CB), 1st
Jake Elliott (PK), 1st
- Paxton Lynch (QB), 2nd
Brandon Hayes (RB), 2nd
Keiwone Malone (WR), 2nd
Spencer Smith (P), 2nd
- 2015: Jake Elliott (K), 1st
Paxton Lynch (QB), 1st
Taylor Fallin (OT), 1st
Spencer Smith (P), 1st
Alan Cross (TE), HM
- 2016: Genard Avery (LB), 1st
Jake Elliott (K), 1st
Daniel Montiel (TE), 1st
Tony Pollard (RB/KR), 1st
Spencer Smith (P), 1st
Anthony Miller (WR), 2nd
- 2017: Genard Avery (LB), 1st
Riley Ferguson (QB), 1st
Gabe Kuhn (OL), 1st
Anthony Miller (WR), 1st
Tony Pollard (RB/KR), 1st
Trevon Tate (OL), 1st
TJ Carter (DB), 2nd
Darrell Henderson (RB), 2nd
Joey Magnifico (TE), 2nd
- 2018: Darrell Henderson (RB), 1st
Pop Williams (PR), 1st
Dustin Woodard (OL), 1st
TJ Carter (DB), 2nd
Damonte Coxie (WR), 2nd
Bryce Huff (LB), 2nd
Trevon Tate (OL), 2nd
Curtis Akins (LB), HM
- 2019: Kenneth Gainwell (RB), 1st
Antonio Gibson (KR), 1st
Riley Patterson (K), 1st
Damonte Coxie (WR), 2nd
Bryce Huff (DL), 2nd
Antonio Gibson (WR), 2nd
Joey Magnifico (TE), 2nd
Brady White (QB), 2nd
Dustin Woodard (OL), 2nd
T.J. Carter (DB), HM
Joseph Dorceus (DL), HM
O'Bryan Goodson (DL), HM
Austin Hall (LB), HM
Dylan Parham (OL), HM
- 2020: Calvin Austin III (WR, 1st)
O'Bryan Goodson (DL, 1st)
Quindell Johnson (DB, 2nd)
Sean Dykes (TE, HM)
Morris Joseph (DL, HM)

C-USA OFFENSIVE PLAYER OF THE YEAR

- 2003: DeAngelo Williams (RB)
2004: DeAngelo Williams (RB)
2005: DeAngelo Williams (RB)

C-USA SPECIAL TEAMS PLAYER OF THE YEAR

- 2005: Stephen Gostkowski (K)

C-USA NEWCOMER OF THE YEAR

- 2008: Curtis Steele (RB)

C-USA ATHLETE OF THE YEAR

- 2005-06: DeAngelo Williams (RB) (co)

C-USA ALL-DECADE TEAM

In celebration of its 10th anniversary during the 2004-05 season, Conference USA selected an All-Decade Team for each of its 19 sports.

- 2004: DeAngelo Williams (TB)

C-USA SPORTSMANSHIP AWARD

- 2007: Rusty Clayton (DS)
2008: Andy Smith (OL)

C-USA SPIRIT OF SERVICE AWARD

- 2010: Dominik Riley (OL)
2012: Jacob Karam (QB)

ALL-CONFERENCE USA

- 1996: Richard Hogans (LB), 1st
Tony Williams (DT), 2nd
Keith Spann (DB), 2nd
Ted Lane (PK), 2nd
Tavares Middlebrooks (OL), FR
Damien Dodson (WR), FR
Caspor Stiles (LB), FR
Mike McKenzie (LB), FR
- 1997: Mike McKenzie (DB), 1st
Marquis Bowling (DT), 1st
Daniel Gomez (OT), 2nd
Gerard Arnold (RB), 2nd
Reid Hedgepeth (TE), FR
Marcus Bell (DT), FR
Kamal Shakir (LB), FR
- 1998: Mike McKenzie (DB), 1st
Marquis Bowling (DT), 1st
Ryan White (K), 1st
Ron Sells (OT), 2nd
Gerard Arnold (RB), 2nd
Artis Hicks (OG), FR
David Sherrod (OT), FR
Andre Arnold (DE), FR
Idrees Bashir (DB), FR
- 1999: Tramont Lawless (DE), 1st
Ryan White (K), 1st
Tim Seymour (C), 2nd
Kamal Shakir (LB), 2nd
Marcus Bell (NT), 2nd
Travis Anglin (QB), FR
Co-Freshman of the Year
Jeff Sanders (RB), FR
Trey Eyre (OG), FR
- 2000: Andre Arnold (DE), 1st
Marcus Bell (NT), 1st
Kamal Shakir (ILB), 1st
Idrees Bashir (FS), 1st
Michael Stone (DB), 1st
Billy Kendall (TE), 2nd
Jeremiah Bonds (RB), FR
Jason Brown (DB), FR
Coot Terry (OLB) FR
- 2001: Glenn Sumter (DB), 1st
Artis Hicks (OG), 1st
Dante Brown (RB), 2nd
Darron White (WR), FR
Drew Harmon (C), FR
James Gaither (P), FR
- 2002: Jimond Pugh (C), 1st
Tony Brown (DT), 2nd
Travis Anglin (WR), 2nd
Derrick Ballard (LB), 2nd
DeAngelo Williams (RB) FR
O.C. Collins (DB), FR
Stephen Gostkowski (K), FR
John Doucette (TE), FR
- 2003: DeAngelo Williams (RB), 1st &
Offensive Player of the Year
Wesley Smith (DB), 1st
Maurice Avery (WR), 2nd
Coot Terry (OLB), 2nd
Eric Taylor (DT), 2nd
Gene Frederic (C), 3rd
Jeremy Rone (OT), 3rd
Derrick Ballard (DB), 3rd
Scott Vogel (DB), 3rd
Blake Butler (OG), FR
- 2004: DeAngelo Williams (RB), 1st &
Offensive Player of the Year
Gene Frederic (C), 1st
Wesley Smith (FS), 1st

Stephen Gostkowski (K), 1st
 Danny Wimprine (QB), 2nd
 Jeremy Rone (OL), 2nd
 Tavares Gideon (WR), 2nd
 Marcus West (DL), 2nd
 Greg Hinds (LB), FR

2005: DeAngelo Williams (RB), 1st &
 Offensive Player of the Year
 Andrew Handy (OL), 1st
 Marcus West (DL), 1st
 Wesley Smith (FS), 1st
 Stephen Gostkowski (K), 1st &
 Special Teams Player of the Year
 Michael Gibson (P), 2nd
 Brandon Pearce (OL), FR
 Maurice Jones (WR), FR

2006: Rusty Clayton (DS), 1st*
 Michael Gibson (P), 1st# & 2nd*
 Brandon McDonald (DB), 2nd* & 3rd#
 Blake Butler (OL), 3rd#*
 Brandon Pearce (OL), 3rd#
 Ryan Scott (WR), 3rd*
 Duke Calhoun (WR), FR#*
 Greg Terrell (DL), FR#*
 Matt Reagan (K), FR*

* - selected by C-USA Media (in '06 & '07)
 # - selected by C-USA Coaches (in '06 & '07)

2007: Andy Smith (OL), 1st# & 2nd*
 Duke Calhoun (WR), 2nd#*
 Jake Kasser (LB), 2nd#*
 Dominik Riley (OL), FR#*
 Keenan Bratcher (DS), FR#*

* - selected by C-USA Media (in '06 & '07)
 # - selected by C-USA Coaches (in '06 & '07)

2008: Brandon Pearce (OL), 1st
 Clinton McDonald (DL), 1st
 Curtis Steele (RB), 2nd
 Ronald Leary (OL), FR
 Curtis Steele (RB), 1st
 Duke Calhoun (WR), 2nd
 Matt Reagan (P), 2nd
 Jamie McCoy (OL), FR
 Dontari Poe (DL), FR

2010: Jamon Hughes (LB), 1st
 Dominik Riley (OL), 2nd
 Tom Hornsey (P), FR
 Ricky Hart (OL), FR
 Mohammed Seisay (DB), FR

2011: Ronald Leary (OL), 2nd
 Dontari Poe (DL), 2nd

2012: Alan Cross (TE), FR
 Jordan Devey (OL), 2nd
 Taylor Fallin (OL), FR
 Johnnie Farms (DL), 2nd
 Ricky Hunter (DL), FR
 Martin Ifedi (DL), 2nd

ALL-NATIONAL INDEPENDENT

1994: Ken Irvin (DB), 3rd
 James Logan (DE), HM
 Ryan Roskelley (WR/PR), 1st &
 Newcomer of the Year
 Marcus Holliday (RB), 3rd
 Luis Tejada (PK), 1st
 Jesse Allen (LB), 1st
 John Ludwiczak (C), 2nd
 Keith Setler (OT), 2nd
 Bryan Barnett (DT), 2nd
 Brian Davis (KR), 2nd

1995: Jerome Woods (DB), 1st &
 Defensive Player of Year
 Tony Williams (NG), 2nd
 Bryan Barnett (DT), 3rd
 Ryan Roskelley (WR/PR), 3rd
 Keith Spann (DB), 3rd
 Ken Newton (C), 3rd

ALL-IFA CONFERENCE

The IFA (Independent Football Alliance) was formed in 1992 and was comprised of five 1-A Independent football playing schools. The

Alliance included Memphis, Tulsa, Southern Miss, Cincinnati and East Carolina.

1992: Joe Allison (K), 1st
 Danton Barto (LB), 1st
 Larry Bolton (C), 1st
 Jeff Buffalo (P), 1st
 Russell Copeland (WR), 1st
 Chris Hobbs (NG), 1st
 Steve Matthews (QB), 1st
 Jeremy Williams (DB), 1st
 Stevie Williams (OG), 1st

1993: Isaac Bruce (WR), 1st
 Stevie Williams (OL), 1st
 Rod Brown (DE), 1st
 Danton Barto (LB), 1st &
 Defensive Player of the Year
 Dominic Calloway (DB), 1st
 Joe Allison (PK), 1st

ALL-METRO CONFERENCE

1980: Rick Snider (OT)
 Jerry Knowlton (FL)
 Stanley Adams (LB)
 Michael Thomas (LB)
 Todd Ondra (LB)

1981: Tom Dorian (OG)
 Ken DeFeo (C)
 Greg Montgomery (DT)
 Mike Kleimeyer (LB)
 Marvin Chatman (DB)

1982: Ken DeFeo (C)
 Greg Montgomery (DT)
 Tom Dorian (OG)
 Johnny Walker (LB)

1983: Tim Harris (DE)
 Eric Fairs (LB)
 Jeff Walker (OT)
 Derrick Crawford (WR)
 Danny Sparkman (QB)
 Don Glosso (K)
 Greg Montgomery (DT)
 Percy Nabors (DB)

1984: Tim Long (OT)
 Tim Harris (LB)
 Donnie Elder (DB)
 Eric Fairs (LB)
 Don Glosso (K)
 Punkin Williams (RB)

1985: Jeff Walker (OT)
 Danny Sparkman (QB)
 Dennis Borcky (DE)
 Tim Harris (LB)
 David East (C)
 Jerry Harris (WR)
 Eric Fairs (LB)
 Trell Hooper (DB)

1986: Ted Gatewood (C)
 David Brandon (LB)

1987: Ted Gatewood (C)
 Tim Borcky (OT)
 Reggie Dubose (DB)
 Eddie Moore (DB)

1988: Reid Bennett (OG)
 Tory Epps (NG)
 Mike Nettles (DB)
 Charles Wilson (WR)
 Damon Young (LB)
 Jeff Fite (P)

1989: Marvin Cox (RB)
 Glenn Rogers, Jr. (DB)
 Eddie Moore (DB)
 Keith Bland (OT)
 Clark Stevenson (C)
 John Butler (K)
 Tory Epps (NG)

1990: Jeff Fite (P)

ALL-MISSOURI VALLEY CONFERENCE

1968: Allen Shipman (OT)
 Bob Parker (OG)
 Dean Lotz (C)
 Ray Jamieson (FB)
 Alex Dees (DE)
 Bill McRight (LB)
 Jerry Todd (DB)
 David Berrong (DB)
 Billy J. Murphy, Coach of the Year

1969: Mike Stark (OT)
 Al Hotz (OG)
 John Bomer (C)
 Paul Gowen (RB), Sophomore of the Year
 Bobby Dees (DE)
 Luis Fernandez (DT)
 Fred Almon (NG)
 John Allen (LB)
 David Berrong (DB)
 Billy J. Murphy, Coach of the Year

1970: Mike Stark (OT)
 Larry McGhee (OG)
 John Bomer (C)
 Larry Frankenbach (DE)
 David Pawlik (NG)
 John Allen (LB)
 Rick Kale (DB)
 Walter Daggett (DB)
 Paul Gowen (RB)

1971: Billy J. Murphy, Coach of the Year
 Mike Stark (OT), 1st
 Dave Pawlik (NG), 1st
 Charlie Babb (DB), 1st
 Paul Gowan (RB), 2nd
 Ray Jamieson (FB), 2nd
 Stan Davis (WR), 2nd
 Palmer Smith (C), 2nd
 Tom Parker (OT), 2nd
 Glenn Whittemore (DT), 2nd
 Rick Kale (DB), 2nd
 Walter Daggett (DB), 2nd

MISSOURI VALLEY COACH OF THE YEAR

1968: Billy J. Murphy
 1969: Billy J. Murphy
 1971: Billy J. Murphy

ALL-SOUTH INDEPENDENT

1973: Eric Harris (DB)
 Bobby Ward (WR)

1974: Ken Niemaseck (DT), 1st
 Bobby Williams (K), 1st
 Jerry Dandridge (LB), 2nd
 Eric Harris (DB), 2nd
 James Thompson (WR), 2nd
 Van Anderson (DE), 2nd
 David Fowler (QB), HM
 Ronald Moon (RB), HM
 Eary Jones (DT), HM
 Bob Rush (C), HM
 Keith Wright (WR), HM
 Bobby Ward (WR), HM

1975: Jerry Dandridge (LB)
 Eary Jones (DT)
 Bob Rush (C)
 Keith Wright (FL)
 Terdell Middleton (RB)
 Lummy Wright (DE)

1976: Lloyd Patterson (QB)
 Bob Rush (C)
 Eric Harris (DB)

1977: Earnest Gray (WR)
 Lloyd Patterson (QB)
 Keith Wright (FL)
 Keith Butler (LB)

1978: Earnest Gray (WR)
 Tony Graves (DB)

1979: Rick Snider (OT)

1982: Johnny Walker (LB)

HONORED TIGERS

- 1983: Tim Harris (DE), 1st
Eric Fairs (LB), 1st
- 1984: Tim Harris (DE), 1st
Tim Long (OT), 1st
Derrick Burroughs (DB), 1st
Don Glosson (K), 2nd
Eric Fairs (LB), 2nd
Punkin Williams (RB), 2nd
Donnie Elder (DB), 2nd
- 1985: Eric Fairs (LB), 1st
Jeff Walker (OT), 1st
Danny Sparkman (QB), 2nd
- 1986: David Brandon (DE), 2nd
Ted Gatewood (C), 2nd
- 1987: Marlon Brown (LB), 1st
Tim Borkcy (OT), 1st
Ted Gatewood (C), 2nd
Scott Dill (OG), 2nd
- 1988: Eddie Moore (DB), 1st
Reid Bennett (OG), 1st
Jeff Fite (P), 2nd
Tory Epps (NG), 2nd
Damon Young (LB), 2nd
Charles Wilson (WR), 2nd
- 1989: John Butler (K), 2nd
Marvin Cox (RB), 2nd
- 1990: Glenn Rogers Jr. (DB), 1st
Jeff Fite (P), 2nd
Keith Bland (OT), 2nd
- 1991: Chris Hobbs (NG), 1st
Danton Barto (LB), 1st
Jeff Buffalo (P), 1st
Dominic Calloway (DB), 1st
James Maclin (OG), 2nd
- 1992: Joe Allison (K), 1st &
Offensive Player of the Year
Danton Barto (LB), 1st &
Defensive Player of the Year
Larry Bolton (C), 1st
Jeff Buffalo (P), 1st
Russell Copeland (WR), 1st
Chris Hobbs (NG), 1st
Jeff King (OG), 1st
Steve Matthews (QB), 1st
Larry Porter (TB), 2nd
Jeremy Williams (DB), 2nd
Stevie Williams (OG), 2nd
- 1993: Joe Allison (PK)
Danton Barto (LB)
Isaac Bruce (WR)
Dominic Calloway (DB)
Tony Semple (OT)
Stevie D. Williams (OG)

CONFERENCE WEEKLY HONORS

THE AMERICAN PLAYERS OF THE WEEK

- 2013: Martin Ifedi (DE), 9/23
Jake Elliott (K), 10/14
Bobby McCain (DB), 11/18
Jake Elliott (K), 11/18
- 2014: Paxton Lynch (QB), 9/8
Tank Jakes (LB), 9/22
Tank Jakes (LB), 10/6
Brandon Hayes (RB), 10/31
Jake Elliott (PK), 10/31
Jake Elliott (PK), 11/7
Paxton Lynch (QB), 11/29
Jake Elliott (PK), 11/29
- 2015: Roderick Proctor (WR), 9/7
Jake Elliott (K), 9/21
Spencer Smith (P), 9/28
Nick Jacobs (P), 10/5
Paxton Lynch (QB), 10/19
Paxton Lynch (QB), 10/26
Jake Elliott (K), 11/2
Paxton Lynch (QB), 11/30
- 2016: Riley Ferguson (QB), 9/26
Jake Elliott (K), 10/17

- Austin Hall (DB), 10/17
Riley Ferguson (QB), 11/7
Jake Elliott (K), 11/7
Riley Ferguson (QB), 11/28
Riley Ferguson (QB), 9/18
Riley Ferguson (QB), 10/9
Austin Hall (DB), 10/16
TJ Carter (DB), 10/23
Genard Avery (LB), 10/30
Darrell Henderson (RB), 9/17
Pop Williams (PR), 11/12
- 2018: Bryce Huff (DE), 9/2
Adam Williams (P), 9/16
Gabriel Rogers (DB), 9/30
Kenneth Gainwell (RB), 10/21
Antonio Gibson (WR/RS), 11/4
Riley Patterson (PK), 11/4
Brady White (QB), 11/18
Bryce Huff (DE), 12/2
Chris Claybrooks (CB), 12/2
- 2020: Brady White (QB), 9/14
Brady White (QB), 10/19
Brady White (QB), 11/9
Quindell Johnson (DB), 11/30
Riley Patterson (PK), 11/30

CONFERENCE USA PLAYERS OF THE WEEK

- 1995: Joe Borich (QB), 10/14
Jerome Woods (DB), 10/14
Richard Hogans (LB), 10/28
Richard Hogans (LB), 11/11
Richard Hogans (LB), 9/14
Keith Spann (DB), 10/5
Richard Hogans (LB), 10/19
Tony Williams (NG), 11/9
Drew Paimore (P), 9/21
Ted Lane (K), 10/5
Kevin Cobb (KR), 11/9
- 1997: Drew Paimore (P), 8/30
Don Haselwood (DB), 11/15
- 1998: Ryan White (K), 10/17
- 1999: Marcus Bell (NG), 11/13
Ryan White (K), 9/25
Ryan White (K), 10/9
Ryan White (K), 10/31
- 2000: Idrees Bashir (DB), 9/23
Kamal Shakir (LB), 10/7
Ryan White (K), 9/16
- 2001: Dante Brown (RB), 10/13
Derrick Ballard (OLB), 10/6
- 2002: DeAngelo Williams (RB), 9/21
- 2003: Danny Wimprine (QB), 9/8
Stephen Gostkowski (K), 9/8
Will Hyden (LB), 10/20
DeAngelo Williams (RB), 10/27
Danny Wimprine (QB), 11/3
DeAngelo Williams (RB), 11/17
Wesley Smith (FS), 11/24
Wesley Smith (FS), 9/20
Stephen Gostkowski (K), 9/20
DeAngelo Williams (RB), 10/4
DeAngelo Williams (RB), 11/15
DeAngelo Williams (RB), 10/3
Derek Clenin (DB), 10/3
DeAngelo Williams (RB), 10/24
Stephen Gostkowski (K), 11/28
- 2006: Michael Grandberry (KR), 11/27
- 2007: Matt Reagan (K), 10/22
Martin Hankins (QB), 11/12
Jake Kasser (LB), 11/19
Matt Reagan (K), 11/26
- 2008: Clinton McDonald (DL), 9/29
Vinny Zaccario (K), 10/6
Curtis Steele (RB), 10/27
- 2009: Curtis Steele (RB), 10/12
- 2010: Tom Hornsey (P), 9/20
Jamon Hughes (LB), 10/18

CONFERENCE ACADEMIC AWARDS

THE AMERICAN CONFERENCE STUDENT-ATHLETE OF THE YEAR

- 2014: Charles Harris (DB)
- 2016: Jake Elliott (K)

THE AMERICAN CONFERENCE ALL-ACADEMIC TEAM

- 2013: Sam Billings (LS)
Drew Bishop (WR)
Zach Collins (OL)
Alan Cross (TE)
Demonta Daniel (FB/LB)
Jake Elliott (K)
Mose Frazier (WR)
Andrew Gaines (DB)
Charles Harris (LB)
Adrian Henderson (WR)
Tom Hornsey (P)
Dan Hrvoich (OL)
Martin Ifedi (DE)
Jacob Karam (QB)
Gabe Kuhn (OL)
Jesse Milleson (TE)
Daniel Montiel (TE)
B.J. Ross (DB)
Austin Scott (DE)
Brayden Scott (QB)
Micah Simmons (OL)
Spencer Smith (PK/P)
Michael Stannard (OL)
Tearris Wallace (RB)
Mike Weed (QB)
Drew Widmer (FB)
Anthony Young (DB)
- 2014: Drew Bishop (WR)
Jake Elliott (PK)
Mose Frazier (WR)
McKenzie Hill (DE)
Nick Jacobs (P)
Tyler Kolodny (TE)
Darius Lee (RB)
Phil Mayhue (WR)
Daniel Montiel (TE)
Jace Neville (OL)
Chris Roberson (OL)
Austin Scott (DE)
Terry Uselton (OL)
Dashaughn Terry (DB)
Tearris Wallace (RB)
Austin Williams
Robby Young (TE)
Timothy Belles (LS)
Latarius Brady (DL)
Emmanuel Cooper (DL)
Keenen Davis (OL)
Jake Elliott (K)
Austin Hall (DB)
Charles Hubbard (K)
Nick Jacobs (P)
Drew Kysner (OL)
Malcolm Lane (LB)
Phillip Mayhue (WR)
Jace Neville (OL)
Tony Pollard (RB)
Micah Simmons (OL)
Tyler Uselton (OL)
Tearris Wallace (RB)
Austin Williams
Robby Young (TE)
- 2015: Genard Avery (LB)
Timothy Belles (LS)
Jamil Collins (DB)
Joseph Dorceus (DL)
Jake Elliott (K)
Riley Ferguson (QB)
Austin Hall (DB)
Hunter Hill (WR)
Taufavua Ho Ching (OL)

- Bryce Huff (LB)
- Nick Jacobs (P)
- Tyrez Lindsey (DB)
- Mannie Lowery (LB)
- Thomas Pickens (DB)
- Nick Raby (DL)
- Noah Robinson (LB)
- BJ Ross (DB)
- Zane Sutherland (LB)
- Ernest Suttles (DL)
- Patrick Taylor Jr. (RB)
- Christian Willett (DB)
- Dustin Woodard (OL)
- Robby Young (TE)
- 2017: Connor Adair (QB)
- Timothy Belles (LS)
- Preston Brady (LS)
- Barrett Brown (DL)
- Jonathon Burdette (LB)
- T.J. Carter (DB)
- Connor Choate (LS)
- Xavier "Zay" Cullens (LB)
- Aidan Daily (P)
- Obinna Eze (OL)
- Alex Gaca (DB)
- Tyler Garvey (LB)
- Austin Hall (DB)
- Tre'Veon Hamilton (WR)
- John Hassell (TE)
- Desmond Hawkins (DL)
- Hunter Hill (WR)
- Tauvaga Ho Ching II (OL)
- Michael Joseph (OL)
- Drew Kyser (OL)
- Brennon Lewis (WR)
- Cade Mashburn (LB)
- Shane McFarland (WR)
- Ashton Merrett (DB)
- Dylan Parham (OL)
- Riley Patterson (K)
- Tamaurice Smith (DB)
- Chandler Stump (LB)
- Patrick Taylor Jr. (RB)
- Marquavius Weaver (RB)
- Jonathan Wilson (DL)
- Dustin Woodard (OL)
- 2018: Jaylon Allen (DE)
- Timothy Belles (LS)
- Keith Brigham (DL)
- Colton Cochran (DB)
- Tyce Daniel (TE)
- Isaac Ellis (OL)
- Evan Fields (OL)
- Cameron Fleming (RB)
- Tyler Garvey (LB)
- Austin Hall (DB)
- John Hassell (TE)
- Hunter Hill (WR)
- Kendell Johnson (DB)
- Eli Jordan (OL)
- Nyle Love (LB)
- Joseph Magnifico (TE)
- James "Cade" Mashburn (LB)
- Treysen Neal (LS)
- Joshua Northcutt (OL)
- Kayode Oladele (DL)
- Manuel Orona-Lopez (OL)
- Dylan Parham (OL)
- Riley Patterson (PK)
- Markevion Quinn (QB)
- Charles Sapp (TE)
- J'Len Smith (DL)
- Chandler Stump (LB)
- Patrick Taylor Jr. (DB)
- Kylan Watkins (RB)
- Brady White (QB)
- 2019: Connor Adair (QB)
- Sanchez Blake (DB)
- Rodrigues Clark (RB)
- Chris Claybrooks (DB)
- Everitt Cunningham (DE)

- Michael Denson (OL)
- Kobe Drake (WR)
- Wardalis Ducksworth (DL)
- Jared Edwards (OL)
- Isaac Ellis (OL)
- Obinna Eze (OL)
- Coye' Fairman (WR)
- Evan Fields (OL)
- Raymond Fracchia (DB)
- Jacobi Francis (DB)
- Kenneth Gainwell (RB)
- John Hassell (TE)
- Cross Holmes (PK)
- Joseph Honeysucker (DE)
- Miles Ingram (DB/CB)
- Javon Ivory (WR)
- Kendell Johnson (DB)
- Quindell Johnson (DB)
- Sheldon Layman (QB)
- Jacob Likes (OL)
- Drew Martin (TE)
- Diego Martinez (WR)
- Cade Mashburn (LB)
- Cole Mashburn (DE)
- Tyler Moore (WR)
- Harold Nash III (DB)
- Treysen Neal (LS)
- Josh Northcutt (OL)
- Kayode Oladele (DL)
- Rodney Owens (DB)
- Dylan Parham (OL)
- Riley Patterson (PK)
- Caden Prieskorn (TE)
- Ja'Len Sims (LB)
- Devon Starling (RB)
- Chandler Stump (DL)
- Brian Thomas Jr. (OL)
- Tahj Washington (WR)
- Kylan Watkins (RB)
- Jashon Watkins-Perkins (DB)
- Marquavius Weaver (RB)
- Brady White (QB)
- 2020: Connor Adair (QB)
- Thomas Alford (OL)
- Braxton Crouse (WR)
- Drake Day (QB)
- Jaylen Dollar (LB)
- Koby Drake (WR)
- Jared Edwards (OL)
- Evan Fields (OL)
- Cameron Fleming (RB)
- Joshua Hastings (DB)
- Caleb Hawkins (PK)
- Cross Holmes (PK)
- Miles Ingram (DB)
- Kendell Johnson (DB)
- Quindell Johnson (DB)
- Jacob Likes (OL)
- Tim Marmino (OL)
- Andrew Martin (TE)
- Cole Mashburn (DE)
- Khi Mathieu (WR)
- Austin Mccready (PK)
- Travis Moss (LB)
- Treysen Neal (LS)
- Devonte Nelson (DB)
- Kayode Oladele (DL)
- Roley Patterson (PK)
- Caden Prieskorn (TE)
- Ka'dedrick Richardson (WR)
- Kajian Robinson (DL)
- Andrew Studer (LS)
- Kylan Watkins (RB)
- Kobe Webster (WR)
- Johnny Westbrook (DL)
- Wes Yerty (WR)

- C-USA ALL-ACADEMIC TEAM**
- 2006: Rusty Clayton (DS)
 - Brandon Patterson (DB)
 - 2007: Jake Kasser (LB)

- Brandon Patterson (DB)
- 2008: Brandon Pearce (OL)
- Brandon Patterson (DB)
- 2009: Matt Reagan (K/P)
- 2010: Dominik Riley (OL)

NATIONAL ACADEMIC AWARDS/HONORS

- COSIDA ACADEMIC HONORS**
 The College Sports Information Directors of America (CoSIDA) select All-District and All-America Academic teams. First-team All-District selections advance to the national ballot. Athletes who are selected to the District teams are referred to as Academic All-District. Academic All-America is only used in reference to athletes who make one of the CoSIDA national teams.
- 1963: Dave Casinelli (RB)
 - Academic All-American, 2nd
 - 1992: Pat Jansen (DL)
 - Academic All-American, 1st
 - Gary Bouldin (TE)
 - Academic All-American, 2nd
 - Jeremy Williams (DB)
 - All-District IV, 1st
 - 2003: DeAngelo Williams (RB)
 - All-District IV, 1st
 - 2004: Rusty Clayton (DS)
 - All-District IV, 1st
 - 2005: Rusty Clayton (DS)
 - All-District IV, 2nd
 - Derek Clinin (DB)
 - All-District IV, 2nd
 - 2006: Rusty Clayton (DS)
 - All-District IV, 1st
 - Brandon Patterson (DB)
 - All-District IV, 2nd
 - 2007: Brandon Patterson (DB)
 - Academic All-American, 2nd
 - Jake Kasser (LB)
 - All-District IV, 1st
 - Brandon Pearce (OL)
 - All-District IV, 2nd
 - 2008: Brandon Patterson (DB)
 - Academic All-American, 2nd
 - Matt Reagan (K)
 - All-District IV, 1st
 - Brandon Pearce (OL)
 - All-District IV, 1st
 - 2009: Matt Reagan (P/K)
 - All-District IV, 2nd
 - 2014: Charles Harris (LB)
 - All-District III, 1st
 - 2016: Jake Elliott (K)
 - Academic All-American, 1st
 - Daniel Montiel (TE)
 - Academic All-American, 2nd
 - 2017: Austin Hall (DB)
 - Academic All-District III, 1st
 - 2018: Austin Hall (DB)
 - Academic All-District III, 1st
 - 2019: Brady White (QB)
 - Academic All-District III, 1st
 - Dustin Woodard (OL)
 - Academic All-District III, 1st
- NATIONAL FOOTBALL FOUNDATION SCHOLAR-ATHLETE SEMIFINALIST**
 The following Memphis football players have received recognition from the National Football Foundation & Hall of Fame for their work in the classroom.
- 1976: Jimmy Lackie (FS)
 - 1977: Jim Mincey (FS)
 - 1978: Jarvis Greer (SS)

HONORED TIGERS

1981: Johnny Ray (FS)
 1982: Gerald Brown (WR)
 1987: Arthur Franklin (P)
 1988: Mark Bowen (LB)
 1989: Andy Whitwell (QB)
 1990: Ron Bemis (QB)
 1991: Jeff Fite (P)
 1992: Gary Bouldin (TE)
 1993: Jeff Buffaloe (P)
 1994: Jeremy Williams (DB)
 1995: Joel Peschke (TE)
 1996: Britton Wilkins (LB)
 1997: Jimmy Keith (K)
 1998: Jeff Bazemore (DB)
 1999: Brandon Tucker (FB)
 2000: Rodney Lanctot (DE)
 2001: Scott Scherer (QB)
 2002: Boris Penchion (DL)
 2003: Will Hyden (LB)
 2004: Ryan Ivey (H)
 2005: Stephen Gostkowski (K)
 2006: Rusty Clayton (DS)
 2007: Jake Kasser (LB)
 2008: Brandon Pearce (OL)
 2009: Brett Toney (H/QB)
 2010: Dominik Riley (OL)
 2011: Michael Antonescu (OL)
 2012: Akeem Davis (LB)
 2013: Jesse Milleson (TE)
 2014: Charles Harris (LB)
 2015: Micah Simmons (OL)
 2016: Jake Elliott (K)
 2017: Riley Ferguson (QB)
 2018: Drew Kyser (OL)
 2019: Dustin Woodard (OL)

NFF HAMPSHIRE HONOR SOCIETY

The National Football Foundation & College Hall of Fame (NFF) selects a football honor society comprised of college players from all divisions who each maintained a 3.2 grade point average or better.

2006: Rusty Clayton (DS)
 2007: Andy Smith (OL)
 Jake Kasser (LB)
 2008: Brandon Patterson (DB)
 Brandon Pearce (OL)
 Brent Sutherland (P)
 2009: Matt Reagan (K/P)
 Brett Toney (H)
 2012: Mitch Huelsing (DB)
 2013: Tom Hornsey (P)
 Jacob Karam (QB)
 Jesse Milleson (TE)
 2014: Charles Harris (LB)
 2015: Micah Simmons (OL)
 2016: Jake Elliott (K)
 Daniel Montiel (TE)
 2017: Riley Ferguson (QB)
 Nick Jacobs (P)
 2018: Drew Kyser (OL)
 2019: Austin Hall (LB)
 Patrick Taylor Jr. (RB)
 Dustin Woodard (OL)

HITACHI/CFA SCHOLAR-ATHLETE AWARD

1992: Jeremy Williams (DB)
 1993: Larry Bolton (C)
 1994: Tony Semple (OT)
 1995: Jeremy Williams (DB)

INSTITUTIONAL AWARDS/HONORS**SAE-PAUL GINGOLD MVP AWARD**

Given in honor of former Sigma Alpha Epsilon brother Paul Gingold, this award is presented to the MVP of the annual Blue-Gray spring

game. The award is voted on by members of the media.

1965: Chuck Pettit (OT)
 1966: Larry Duck (DT)
 Bill McRight (LB)
 1967: Russ Denof (RB)
 1968: Ken Apple (NG)
 1969: Rod Hayden (DE)
 John Bomer (C)
 1970: Walter Daggett (DB)
 Jay McCoy (RB)
 1971: Bobby Russell (DT)
 1972: Carey Mulwee (TE)
 1973: Mark Benskin (LB)
 1974: Greg Gore (DE)
 1975: Keith Butler (LB)
 1976: Terdell Middleton (RB)
 1977: James King (RB)
 1978: Richard Locke (FB)
 1979: Johnny Ray (DB)
 1980: Michael Harper (WR)
 1981: Danny Felts (RB)
 1982: Tony Wiley (RB)
 1983: Don Glosson (K)
 1984: Jeff Womack (RB)
 1985: RAIN OUT
 1986: Jeff Womack (RB)
 1987: Gerald White (RB)
 1988: Elgin Perkins (RB)
 1989: Tommy Ferrari (QB)
 1990: Gary Bouldin (QB)
 1991: Joe Cole (QB)
 1992: Larry Porter (RB)
 1993: Isaac Bruce (WR)
 Rod Brown (LB)
 1994: Dan Bonner (DE)
 1995: Chad Reed (QB)
 1996: Keith Cobb (RB)
 1997: Bernard Oden (QB)
 Gerard Arnold (RB)
 1998: Kenton Evans (QB)
 1999: Neil Suber (QB)
 2000: Neil Suber (QB)
 2001: Travis Anglin (QB)
 2002: Danny Wimprine (QB)
 2003: Patrick Byrne (QB)
 2004: Bobby Robison (QB)
 2005: Mario Pratcher (WR)
 Patrick Byrne (QB)
 2006: Chris Huffman (DB)
 2007: Greg Terrell (DL)
 Carlos Singleton (WR)
 2008: Steven Turner (DL)
 Curtis Steele (RB)
 2009: Marcus Rucker (WR)
 DeRon Furr (DB)
 2010: Ryan Williams (QB)
 Frank Trotter (DL)
 2011: Jerrell Rhodes (RB)
 Dontari Poe (DL)

DeANGELO WILLIAMS MVP AWARD

Each year the members of the Highland Hundred football support group select a most valuable player. The players are presented plaques at the annual football banquet. The award was named the DeAngelo Williams Most Valuable Player Award in 2012.

1994: Ken Irvin (DB)
 1995: Jerome Woods (DB)
 1996: Tony Williams (DT)
 1997: Bernard Oden (QB)
 1998: Gerald Arnold (RB)
 2009: Duke Calhoun (WR)
 2010: Jamon Hughes (LB)
 2011: Ronald Leary (OL)
 Dontari Poe (DL)
 Jordan Devey (OL)

2013: Brandon Hayes (RB)
 2014: Paxton Lynch (QB)
 2015: Paxton Lynch (QB)
 2016: Arthur Maulet (DB)
 2017: Anthony Miller (WR)
 2018: Darrell Henderson (RB)
 2019: Brady White (QB)

ISAAC BRUCE OFFENSIVE PLAYER OF THE YEAR

Each year the members of the Highland Hundred football support group select an offensive player of the year. The players are presented plaques at the annual football banquet. The award was named the Isaac Bruce Offensive Player of the Year Award in 2012.

1974: James Thompson (WR)
 1976: Bob Rush (C)
 1978: Earnest Gray (WR)
 1979: Leo Cage (RB)
 1980: Russell Richards (TE)
 1981: Jerry Knowlton (FL)
 1982: Ken DeFeo (C)
 1983: Derrick Crawford (WR)
 1984: Punkin Williams (RB)
 Dwight Blalock (TE)
 Jack Oliver (OT)
 1985: Jeff Walker (OT)
 Danny Sparkman (QB)
 1986: Ted Gatewood (C)
 Wayne Pryor (FB)
 Jerry Harris (WR)
 1990: Chuck Boler (OT)
 1991: Keith Benton (QB)
 1992: Russell Copeland (WR)
 1993: Isaac Bruce (WR)
 1994: Al Dawkins (FB)
 1995: Ken Newton (OL)
 1996: Qadry Anderson
 1997: Bernard Oden (QB)
 1998: Gerard Arnold (RB)
 1999: Gerard Arnold (RB)
 2000: Billy Kendall (TE)
 2001: Bunkie Perkins (WR)
 2002: Danny Wimprine (QB)
 2003: DeAngelo Williams (RB)
 2004: DeAngelo Williams (RB)
 2005: DeAngelo Williams (RB)
 Maurice Avery (WR)
 Duke Calhoun (WR)
 2007: Martin Hankins (QB)
 2008: Curtis Steele (RB)
 2009: Curtis Steele (RB)
 2010: Greg Ray (RB)
 2011: Tannar Rehner (WR)
 Billy Foster (RB/WR)
 2012: Brandon Hayes (RB)
 2013: Brandon Hayes (RB)
 2014: Brandon Hayes (RB)
 2015: Mose Frazier (WR)
 2016: Riley Ferguson (QB)
 Anthony Miller (WR)
 2017: Riley Ferguson (QB)
 2018: Damonte Coxie (WR)
 Trevon Tate (OL)
 2019: Damonte Coxie (WR)
 Kenneth Gainwell (RB)

JOHN BRAMLETT DEFENSIVE PLAYER OF THE YEAR

Each year the members of the Highland Hundred football support group select a defensive player of the year. The players are presented plaques at the annual football banquet. The award was named the John Bramlett Defensive Player of the Year Award in 2012.

HONORED TIGERS

1975: Jerry Dandridge (LB)
Lummy Wright (DE)

1977: Keith Butler (LB)

1978: Peter Scatamacchia (NG)

1979: Wayne Weedon (DT)

1980: Todd Ondra (LB)

1981: Duane Marshall (DE)

1982: Michael Joe Cannon (DE)

1983: Percy Nabors (DB)
Cedric Wright (DE)

1984: Derrick Burroughs (DB)
Tim Harris (LB)
Eric Fairs (LB)

1985: Tim Harris (LB)
Eric Fairs (LB)

1986: Harold Beane (DT)
Octavian Sharp (LB)
Ron Palmer (DB)

1990: Glenn Rogers Jr. (DB)

1991: Danton Barto (LB)

1992: Chris Hobbs (NG)

1993: Danton Barto (LB)

1994: Ken Irvin (DB)
Duane Vandborg (LB)

1995: Jerome Woods (DB)
Tony Williams (DL)

1996: Richard Hogans

1997: Marquis Bowling (DL)

1998: T.J. Fryer (DL)

1999: Tramont Lawless (DE)

2000: Kamal Shakir (LB)

2001: Glenn Sumter (DB)

2002: Tony Brown (DT)

2003: Derrick Ballard (DB)
Coot Terry (OLB)
Will Hyden (LB)
Greg Harper (LB)
Eric Taylor (DT)
Treveco Lucas (DE)

2004: Albert Means (NG)

2005: Marcus West (DL)

2006: Brandon McDonald (DB)
Greg Terrell (DL)

2007: Clinton McDonald (DL)
LaKeitharun Ford (DB)

2008: Greg Jackson (LB)

2009: Greg Terrell (DL)

2010: Jamon Hughes (LB)

2011: Dontari Poe (DL)

2012: Tank Jakes (LB)

2013: Anthony Brown (LB)

2014: Tank Jakes (LB)

2015: Leonard Pegues (LB)

2016: Genard Avery (LB)

2017: Genard Avery (LB)

2018: Curtis Akins (LB)

2019: Austin Hall (LB)

JOE ALLISON SPECIAL TEAMS PLAYER OF THE YEAR

Each year the members of the Highland Hundred football support group select a special teams player of the year. The players are presented plaques at the annual football banquet. The award was named the Joe Allison Special Teams Player of the Year Award in 2012.

1986: Arthur Franklin (P)

1990: Jeff Fite (P)

1991: Jeff Buffalo (P)

1992: Joe Allison (PK)

1993: Joe Allison (PK)

1994: Ryan Roskelly (PR)

1995: Ryan Roskelly
Britton Wilkins

1996: Ted Lane

1997: Jeff Bazemore

1998: Ryan White

1999: Joe Rocconi

2000: Ryan Johnson

2001: Ryan Johnson

2002: Robert Douglas

2003: Rusty Clayton (DS)

2004: Stephen Gostkowski (K)

2005: Stephen Gostkowski (K)
Michael Gibson (P)
Michael Gibson (P)

2006: Rusty Clayton

2007: Michael Grandberry (KR)

2008: Brent Sutherland (P)

2009: Matt Reagan (P/K)
Keenan Bratcher (DS)

2010: Tom Hornsey (P)

2011: Dasmine Cathey (DL/LB)

2012: Tom Hornsey (P)

2013: Tom Hornsey (P)

2014: Jake Elliott (PK)

2015: Jake Elliott (PK)

2016: Jake Elliott (PK)
Tony Pollard (KR)

2017: Tony Pollard (KR)

2018: Pop Williams (PR)
Tony Pollard (KR)

2019: Antonio Gibson (KR)
Riley Patterson (PK)

GLENN JONES SCOUT TEAM PLAYER OF THE YEAR

Each year the members of the Highland Hundred football support group select a scout team player of the year. The players are presented plaques at the annual football banquet. The award was named the Glenn Jones Scout Team Player of the Year Award in 2012.

2004: Brian Davis
Haracio Colen
Charles Davis

2005: T.J. Pitts
Miguel Barnes
Carson Hunter

2006: Brandon Hunt
Henry Harris
Jeremy Longstreet
John Hill

2007: Curtis Steele
John Hill
Charlie Bryant
Robbie Hardie

2008: Curtis Johnson
Derrick Odom
Tommy Walker

2009: Jimmy Robinson
Jermaine McKenzie

2010: Fred Harvey
JoJo Pearson
Devin Clark

2011: Clarence Marshall
Alan Cross

2012: Darius Ridgeway
Dontrinell Scott
Ernest Suttles
Anthony Miller

2014: Ty Northern
Omar Williams

2015: Hayden Ferrari
Tony Pollard

2016: Tim Hart
Joseph Dorceus
Demonte Coxie
Nehemiah Augustus

2017: Braylon Brown
Chandler Stump
Connor Adair
Hayden Ferrari

2018: Kendell Johnson
Quindell Johnson
Jeremy Tate Jr.
Kylan Watkins

2019: Ja'Len Sims
Kendell Johnson

Cade Mashburn
Asa Martin

HIGHLAND HUNDRED OFFENSIVE LINEMAN OF THE YEAR

2003: Gene Frederic (C)

2004: Gene Frederic (C)

2005: Andrew Handy (OG)
John Doucette (TE)

2006: Blake Butler (OL)

2007: Andy Smith (OL)

2008: Philip Beliles (C)
Brandon Pearce (OL)

2009: Brad Paul (C)

2010: Ron Leary (OL)

2011: Ronald Leary (OL)

HIGHLAND HUNDRED DEFENSIVE LINEMAN OF THE YEAR

2010: Frank Trotter (DL)

2011: Frank Trotter (DL)

GLENN JONES 12TH MAN AWARD

The Glenn Jones 12th Man Award was presented at the annual spring game by the membership of the Highland Hundred to the Tiger football player who leads through desire, determination and courage.

1983: Mike Omar (TE)

1984: Keith Muters (LB)

1985: Joe Hennelly (DB)

1986: Dennis Borcky (C)

1987: Ted Gatewood (C)

1988: Marvin Cox (RB)

1989: Rick Fredette (NG)

1990: Marvin Cox (RB)

1991: David Garaffa (LB)

1992: Mike Davis (LB)

1993: James Logan (DE)

1994: Marquis Bowling (DE)

1995: Pat Stiles (LB)

1996: Jeff Bazemore (WR)

1997: Marcus Jack (RB)
Rodney Lanctot (DE)

1998: Marcus Jack (RB)

1999: Lou Esposito (OG)
DeMorrio Shank (LB)

2000: Wade Smith (OT)
DeMorrio Shank (ILB)
Glenn Sumter (SS)

2001: Jeff Cameron (TE)
Treveco Lucas (DE)

2002: Danny Wimprine (QB)
Eric Taylor (DT)
Kenyun Glover (DT)

2003: Danny Wimprine (QB)
Darron White (WR)
Albert Means (DT)
Scott Vogel (DB)

2004: DeAngelo Williams (RB)
Marcus West (DL)

2005: Wesley Smith (FS)
Joseph Doss (RB)

2006: Joseph Doss (RB)
Brandon Pearce (OL)
Jake Kasser (LB)

2007: Philip Beliles (C)
Clinton McDonald (DL)
Curtis Steele (RB)
Steven Turner (DL)
Charlie Bryant (DL)

2009: Mitch Huelsing (DB)

2010: Al Bond (OL)

CHRIS FAROS AWARD

This award was presented each spring to the player, selected by the coaching staff, who has shown the most improvement during spring

HONORED TIGERS

practice. It honors former Tiger offensive coordinator Chris Faros.

- 1984: Dwight Blalock (TE)
- 1985: Nathan Beason (NG)
- 1986: Andy Whitwell (QB)
- 1987: Gerald White (RB)
- 1988: John Norman (RB)
- 1989: Lee Butler (TE)
- Lish Trice (DT)
- 1990: Leon Bosby (FB)
- Chris Michael (DB)
- 1991: Larry Porter (RB)
- 1992: Tony Semple (OT)
- 1993: Jesse Allen (LB)
- 1994: Al Dawkins (FB)
- 1995: Kerry Cobb (TE)
- 1996: Andre Woods (RB)
- Britton Wilkins (LB)
- 1997: Tavares Middlebrooks (OT)
- Michael Boatman (LB)
- 1998: Caspor Stiles (LB)
- Chris Powers (C)
- Austin O'Dell (OL)
- Kosha Irby (DB)
- 1999: Chance Nesbitt (WR)
- Andre Arnold (DE)
- 2000: Darche' Epting (FB)
- Glenn Sumter (SS)
- 2001: Bunkie Perkins (WR)
- Eric Taylor (DT)
- 2002: Andrew Handy (OG)
- Darren Garcia (WR)
- Scott Vogel (DB)
- 2003: Tavarius Davis (WR)
- Gene Frederic (C)
- Will Hyden (LB)
- 2004: Blake Butler (OT)
- Willie Henderson (OG)
- Tim Goodwell (LB)
- David McNair (DE)
- 2005: Mario Pratcher (WR)
- Rubio Phillips (DL)
- Rod Smith (S)
- 2006: Michael Grandberry (WR)
- Brett Russell (TE)
- Brandon Patterson (FS)
- 2007: Dominik Riley (OL)
- Jada Brown (DL)
- 2008: Brent Todd (OL)
- Steven Black (WR)
- Deante' Lamar (DB)
- 2009: Cam Baker (WR)
- Frank Trotter (DL)
- 2010: Curtis Johnson (WR)
- DeRon Furr (LB/DB)
- 2011: Lavaris Edwards (DB)

REX DOCKERY MEMORIAL AWARD

Friends of Rex Dockery established a memorial award to honor the late football coach. Each year, the Rex Dockery Memorial Award was presented to an incoming Tiger football signee who exemplifies the football ideals of Dockery.

- 1984: James Cribbs (DT), Hamilton HS
- 1985: Adrian Harrod (DT), ECS
- 1986: Wilson Neely (LB), Hamilton HS
- 1987: Clark Stevenson (C), Elliston HS
- 1988: James Maclin (OG), Covington HS
- 1989: Jeff King (OG), Hueytown (AL) HS
- 1990: Fred Archie (RB), Shaw (AL) HS
- 1991: Joel Peschke (TE), Milford (OH) HS
- 1992: Britton Wilkins (LB), ECS
- 1993: Steve Wilson (DL), Theodore (AL) HS
- 1994: Jeran Burns (WR), South Side HS
- 1995: Jason Harris (QB), Whitehaven HS
- 1996: Rodney Lanctot (LB), Crescent City (FL) HS
- 1997: Stephen Galbraith (QB), Marietta

- (GA) HS
- 1998: Roberto Young (OLB), CBCHS (MO) HS
- 1999: Casey Rooney (WR), West (IA) HS
- 2000: Kenyun Glover (DT), Overton HS
- 2001: Jeremiah Bonds (RB), J.O. Johnson (AL) HS
- 2002: Rusty Clayton (DS/C), Oak Grove (MS) HS
- 2003: Derek Glenin (DB), MUS
- 2004: Brandon Patterson (DB), Germantown HS
- 2005: Paul Edwards (OL), McKenzie HS
- 2006: Matt Reagan (K), Bearden HS
- 2007: Michael Antonescu (OL), Ridgeland (MS) HS
- 2008: Brandon Ross (RB), Auburn (AL) HS
- 2009: Derek Smith (DB), Hillcrest (AL) HS
- 2010: Fred Harvey (LB), White Station HS

M CLUB HALL OF FAME

- 1974: Sam Johnson (T), 1927-30
- Ed Thompson (C), 1928-31
- 1975: Gene Fulghum (T), 1926-29
- Frank Magoffin (T), 1928-31
- 1976: "Skeeter" Ellis (RB), 1937-38
- Andy Nelson (DB), 1954-57
- Bill Robertson (E), 1947-50
- Paul Hicks (FB), 1938-40
- 1977: Haggard Cherry (QB), 1938-40
- Jimmy Cole (RB), 1950-54
- Sam Hindsman (E), 1938-41
- Dr. C.C. Humphreys (Coach), 1939-41
- 1978: Ralph Hatley (Coach), 1947-57
- Tom Nix (T), 1949-51
- Keith White (RB), 1947-50
- 1979: Bob Patterson (OG), 1952-55
- James Earl Wright (QB), 1959-61
- A. Eugene Smith (Trainer), 1960-79
- 1980: John Bramlett (LB), 1959-62
- Roland McMackin (E), 1937-38
- Andrew Porter (T), 1929-32
- 1981: Harry Schuh (OT), 1961-64
- Andy Settles (C), 1947-48
- 1982: Doug Mayo (G), 1937-38
- Billy J. Murphy (Coach), 1958-71
- 1983: Dave Casinelli (FB), 1960-63
- Bob Ford (E), 1951-55
- Russell Vollmer (QB), 1960-64
- George Zarecor (T), 1937-38
- 1984: Henry Evans (RB), 1926-30
- Bill Hudson (T), 1959-62
- Preston Watts (RB), 1940-42
- 1985: Billy Fletcher (QB), 1962-65
- Alex Williams (FB), 1949-50
- 1986: Charlie Babb (DB), 1969-71
- Leo Davis (Coach), 1947-50
- Elmer Vaughn (QB), 1936-38
- 1987: "Skeeter" Gowen (RB), 1969-71
- Kenneth Barker (RB), 1940-41
- Percy Roberts (G), 1949-52
- Cliff Taylor (FB), 1970-73
- 1988: Bob Rush (C), 1973-76
- Alex Moore (OG), 1950-53
- 1989: Calvin Allen (OG), 1947-50
- Keith Butler (LB), 1974-77
- 1990: Chuck Brooks (TE), 1961-64
- Fred Medling (G), 1947-49
- 1991: Earnest Gray (WR), 1975-78
- Eric Harris (DB), 1973-76
- John Lee (E), 1956-59
- Keith Wright (WR), 1974-77
- 1992: Cotton Clifford (OL), 1951-56
- Bubba Winkler (NG), 1964-67
- 1993: John Cronin (C), 1961-63
- Bob Finamore (DT), 1961-64
- Paul Haynes (B), 1947-48
- Doug Woodlief (LB), 1963-64
- Terdell Middleton (RB), 1974-76
- Jim Enoch (OL), 1938
- 1994: Dick Quast (NG), 1962-63
- Will Renfro (E), 1951-54

- Ed Taylor (DB), 1972-73
- Roland Eveland (B), 1950-52
- Lou McLelland (E), 1949-51
- 1995: "Red" Brewer (B), 1950-51
- Richard Coady (C), 1964-66
- Ollie Keller (QB), 1952-53
- Frank Mawyer (E), 1949-50, 53
- 1996: Lloyd Patterson (QB), 1975-78
- Joe Billings (OL), 1952-55
- Grover Lipe (OL), 1948-50
- Jerry Christopher (E), 1953-56
- Hugh Hathcock (OL), 1950-53
- 1997: David Berrong (DB), 1967-69
- Steve Jaggard (DB), 1968-69
- Bob Henderson (OL), 1953-56
- Elmer Ray (QB), 1947-50
- 1998: John Barnhill (OL), 1923-24
- Dr. Bill Burkett (E), 1948-50
- Stan Davis (WR), 1969-72
- John Jumbo Evans (OL), 1960-65
- Milton Mayo (E), 1934-37
- Ralph Messer (B), 1949-52
- Bob Parker (OL), 1967-69
- Bob Sherlag (WR), 1962-66
- Jerry Todd (DB), 1967-69
- 1999: Joe Allison (K), 1990-93
- Murray Armstrong (Coach), 1961-95
- Dennis Biodrowski (OL), 1959-62
- Bob Brooks (FB), 1954-56
- Scott Dill (OT), 1984-87
- Nick Pappas (WB), 1965-68
- 2000: John Fred Robilio (NT), 1960-63
- Ed Weldon (RB), 1960-63
- Dave Hathcock (DB), 1960-63
- 2001: Richard Adragna (DT), 1959-62
- Danny Sparkman (QB), 1983-85
- 2002: Frank Massa (RB), 1956-57
- Paul Hathcock (DT), 1958-59
- Don McKinnon (OT), 1957-60
- 2003: Steve Matthews (QB), 1992-93
- Ray Jamieson (WR), 1968-70
- Bobby Russell (DE), 1969-71
- 2004: Greg Montgomery (NT), 1979-83
- John Griffin (RB/WR), 1959-62
- Bill Crummy (DB), 1977
- Larry McGhee (OL), 1968-70
- 2005: Jay McCoy (TB/FB/K), 1968-70
- Danny Pierce (QB), 1968-69
- 2006: Russell Copeland (WR), 1989-92
- 2007: Danton Barto (LB), 1990-93
- Larry Porter (RB), 1990-93
- 2008: Don Coffey (WR), 1958-61
- Tim Harris (DL), 1981-85
- 2009: Alex Dees (DL), 1966-68
- Jerome Woods (DB), 1994-95
- 2010: Tim Harris (DE), 1982-85
- Ed Randolph (OL/DL), 1957-58
- 2011: Isaac Bruce (WR), 1992-93
- Eric Fairs (LB), 1982-85
- 2012: Jay McCoy (TB/FB/PK), 1968-70
- Keith Simpson (DB), 1974-77
- 2013: Ken Irvin (DB), 1991-94
- 2014: DeAngelo Williams (RB), 2002-05
- 2015: Danny Wimprine (QB), 2002-05
- 2016: Stephen Gostkowski (K), 2002-05
- 2017: John Bomer (OL), 1967-70
- 2018: Marcus Bell (NT), 1997-2000
- Dave Pawlik (DL), 1968-71
- 2019: John Allen (ILB), 1967-70
- Tony Epps (NG), 1986-89

M CLUB ATHLETE OF THE YEAR

In the past, the M Club Letterman's Club selected an Athlete of the Year.

- 1973: Cliff Taylor (FB)
- 1976: Bob Rush (C)
- 1978: Earnest Gray (WR)
- 1979: Keith Clark (DE)
- 1980: Todd Ondra (LB)

1981: Ken DeFco (C)
1982: Anthony Carter (DB)

PHI SIGMA KAPPA ACADEMIC AWARD

Presented by the brothers of Phi Sigma Kappa to the football scholar-athlete who attained the highest GPA for the previous year.

1974: Jim Mincey (DB)
1975: Bob Orians (DB)
1976: Bob Orians (DB)
1977: Bob Orians (DB)
1978: Jarvis Greer (DB)
1979: Johnny Ray (DB)
1980: Johnny Ray (DB)
1981: Johnny Ray (DB)

BILLY J. MURPHY AWARD

This award is presented each year at the M Club Hall of Fame banquet to a former Memphis athlete who has excelled in their chosen profession after graduation.

1981: Miller Matthews, football
1982: Tom Wallace, football
1983: Al Brown, coach
1984: Harold Sterling, football
1985: Don Coffey, football
1986: Don McKinnon, football
1987: Ed Randolph, football
1988: Elmer Ray, football
1989: George Sneed, football
1990: Ralph Messer, football
1991: John Bramlett, football
1992: Jim "Red" Hoggart, football/coach
1993: Geddes Self, football
1994: Joseph Clayton, football
1995: Bob Stephenson, coach
Wayne Armstrong, football
1996: Tom Nix, football
Billy Fletcher, football
1997: Bill Gidden, football
1998: Col. Haywood Smith, baseball
1999: John Cobb, football
2000: Glenn Rogers Sr., football
2001: Carlton Henley, football
2002: Bill Garner, golf
2003: Paul Mann, basketball
2004: Dr. Steve Ballard, basketball
2005: Pete Scatamacchia, football
2006: Barbara Whitaker, volleyball
2007: Dwight Boyd, basketball
2008: Billy Raymond Farmer, football
2009: Herb Hilliard, men's basketball
2010: Fred Hodges, football
2011: Elliot Perry, men's basketball
2012: Jarvis Greer, football
2013: Kenneth Lenoir, football
2014: Joseph Lewis, men's soccer
2015: Nyrone Hawkins, football
2016: Charles "Kippy" Brown, football
2017: Bill Edwards, baseball
2018: Eddie Moore, football
2019: Dana Capocaccia, football

RALPH HATLEY SCHOLAR-ATHLETE AWARD

The Ralph Hatley Award was presented annually to an incoming freshman football player who plans a career in the field of health, physical education or recreation.

1996: Damien Dodson (WR)
1997: Josh Eargle (DT)
1998: Keydrin Ward (DB)
1999: Ryan Johnson (WR)
2000: Jeremiah Bonds (RB)

2001: Marcus West (DE)
2002: Tim Goodwell (LB)
2003: Mike Snyder (LB)
2004: Ryan Williams (DL)
2005: Carlos Singleton (WR)
2006: Josh Weaver (DL)
2007: Tommy Walker (DL)
2008: Curtis Johnson (WR)
2009: Will Gilchrist (QB)
2010: Tom Hornsey (P)

TOP TIGER AWARD

The Top Tiger Award was presented to the player(s) who has battled back from adversity or has overcome difficult circumstances to return to the field.

2001: Neil Suber (QB)
Josh Eargle (OG)
2002: Scott Scherer (QB)
Jimond Pugh (C)
2003: Albert Means (DT)
Eric Taylor (DT)
2004: Tavares Gideon (WR)
Robert Douglas (FB)
2005: DeAngelo Williams (RB)
2006: Patrick Byrne (QB)
Derek Clinin (DB)
2007: Rod Smith (LB/DB)
Jake Kasser (LB)
2008: Will Hudgens (QB)
Earnest Williams (WR)
Murray Armstrong (Administrator)
2009: Brian Hall (WR)
Dominik Riley (OL)

ROLE PLAYER AWARD

The Role Player Award was presented to the player(s) who understands and excels at his role on the field.

2005: Taz Knockum (WR)
Rusty Clayton (DS)
2006: Jake Kasser (LB)
Greg Hinds (FB)
2007: Will Hudgens (QB/DS)
2008: Brett Toney (QB/H)
Maurice Jones (WR)
2009: Arkelon Hall (QB)
Josh Weaver (DL)
2010: Winston Bowns (LB)

TRUE TIGER AWARD

The True Tiger Award is presented annually to the player(s) who demonstrate what it means to be a True Tiger on and off the field.

2004: Quinton McCrary (LB)
2005: Joseph Doss (RB)
Wesley Smith (FS)
2006: Abraham Holloway (OL)
Antonio McCoy (WR)
Rod Smith (LB)
Sam Brewer (DB)
2007: Martin Hankins (QB)
Earnest Williams (WR)
Brandon Patterson (DB)
Dontae Reed (DB)
2008: Terrence Echols (OL)
Earnest Williams (WR)
Josh Weaver (LB)
2009: Duke Calhoun (WR)
Jeremy Longstreet (LB)
Deante' Lamar (DB)
2012: Akeem Davis (LB)
2013: Jacob Karam (QB)
Jesse Milleen (TE)
2015: Alan Cross (TE)
Wynton McManis (LB)
2016: Latarius Brady (DL)

Phil Mayhue (WR)
2017: Christian Johnson (DL)
Phil Mayhue (WR)
2018: Drew Kyser (OL)
2019: Patrick Taylor Jr. (RB)
Dustin Woodard (OL)

TOP NEWCOMER AWARD

The Top Newcomer Award was selected in the spring.

2007: Steven Black (WR)
Tommy Phelps (LB)
2008: Jeremy Rockette (LB)
Curtis Steele (RB)
2009: Lance Smith (RB)
Jamon Hughes (LB)

JEREMY WILLIAMS AWARD

The Spring Practice MVP was selected in the spring and is presented to the most outstanding players during the 15-practice session. The award was renamed the Jeremy Williams Award in spring 2010 to honor the former Tiger defensive back. The inaugural Jeremy Williams Award was presented by Williams at the 2010 Blue-Gray Game to defensive back Marcus Ball.

2007: Duke Calhoun (WR)
2008: Brandon Pearce (OL)
Corey Mills (DL)
Michael Grandberry (DB)
2009: Carlos Singleton (WR)
Greg Jackson (LB)
2010: Marcus Ball (DB)
2011: Billy Foster (WR)
2012: Charles Harris (LB)
2013: Charles Harris (LB)
2014: Paxton Lynch (QB)

BLACK AND BLUE AWARD

The Black and Blue Award was presented at the team banquet to the player who displays toughness on the field.

2008: Steven Black (WR)
2009: Steven Turner (DL)
Carlos Singleton (RB)
2010: D.A. Griffin (DB/KR)
2011: Cannon Smith (DB)

SPRING LEADERSHIP AWARD

Head coach Larry Porter installed a Leadership Award that will be presented each spring.

2010: Ronald Leary (OL)
Darius Davis (DB)
2011: Ronald Leary (OL)
Akeem Davis (DB)
Dontari Poe (DL)

SPRING PERFORMANCE AWARD

Head coach Larry Porter added a Performance Award that was presented each spring to the player(s) who had a stellar spring practice session.

2010: Gregory Ray (RB)
Frank Trotter (DL)
2011: Billy Foster (WR)
Frank Trotter (DL)

SPECIAL TEAMS AWARD

A member of the special teams unit was honored each year at the Blue-Gray Game in the spring.

HONORED TIGERS

2010: Paulo Henriques (K)
2011: Ricky Holloway (LB)

SPRING IRON TIGER AWARD

The strength and conditioning staff picked the Iron Tigers in the spring.

2010: Brad Paul
DeRon Furr
Curtis Johnson
Akeem Davis
2011: Jordan Devey
Ron Leary
Johnnie Farms
Zach Gholson
Fred Harvey
Curtis Johnson
Lonnie Ballentine

POSTSEASON ALL-STAR GAMES**SENIOR BOWL**

1979: Earnest Gray, Wide Receiver
1962: Bill Hudson, Guard
1963: John Griffin, Halfback
1964: Dave Casinelli, Fullback
1965: Harry Schuh, Tackle
1977: Bob Rush, Center
Eric Harris, Cornerback
1978: Keith Butler, Linebacker
Keith Simpson, Cornerback
1985: Tim Long, Offensive Line
Derrick Burroughs, Cornerback
1986: Jeff Walker, Offensive Tackle
Tim Harris, Linebacker
1988: Scott Dill, Offensive Guard
1991: Reggie Jones, Defensive Back
1993: Jeff Sawyer, Defensive End
Russell Copeland, Receiver
1994: Joe Allison, Placekicker
*Steve Matthews, Quarterback
Ken Irvin, Defensive Back
1995: Jerome Woods, Defensive Back
1997: Marvin Thomas, Defensive End
2001: Michael Stone, Defensive Back
2006: DeAngelo Williams, TB (Off. MVP)
Stephen Gostkowski, Kicker
2016: Jake Elliott, Kicker
Arthur Maulet, Defensive Back
2017: *Anthony Miller, Wide Receiver
2018: Tony Pollard, Running Back
2019: Antonio Gibson, Running Back
2020: Riley Patterson, Kicker

NFLPA COLLEGIATE BOWL

2013: Lonnie Ballentine, Defensive Back
Johnnie Farms, Defensive Line
Tom Hornsey, Punter
2014: Al Bond, Offensive Tackle
2015: Ryan Mack, Offensive Line
2016: Arthur Maulet, Defensive Back
2017: Genard Avery, Linebacker
Gabe Kuhn, Offensive Line
2018: Trevon Tate, Offensive Line
2019: Dustin Woodard, Offensive Line

EAST-WEST SHRINE GAME

1968: Dale Brady, Wingback
1970: Dan Pierce, Quarterback
Bob Parker, Guard
1988: Tim Borcky, Offensive Tackle
2002: Artis Hicks, Offensive Guard
2005: Albert Means, Nose Guard
2009: Clinton McDonald, Defensive Line
2012: Jordan Devey, Offensive Tackle
2014: Fritz Etienne, Safety
Martin Ifedi, Defensive End

Bobby McCain, Cornerback
2015: Taylor Fallin, Offensive Tackle
2017: Riley Ferguson, Quarterback
2019: Bryce Huff, Defensive End
Patrick Taylor Jr., Running Back
2020: Riley Patterson, Kicker

ALL-AMERICA CLASSIC

2006: Tim Goodwell, Linebacker
2007: Wesley Smith, Free Safety (game canceled)

BLUE-GRAY GAME

1950: Bill Robertson, End
1961: Don Coffey, End
Bill Hudson, Guard
1962: John Bramlett, Linebacker
Fred Moore, Tackle
1963: Richard Quast, Tackle
Russell Vollmer, Quarterback
1964: Bob Finamore, Guard (MVP)
Harry Schuh, Tackle
1965: Billy Fletcher, Quarterback
1966: Larry Duck, Nose Guard
1967: Terry Padgett, Quarterback
1968: Bill McRight, Monsterman
Joe Rushing, Linebacker
1969: David Berrong, Safety (MVP)
Martin Orcutt, Tackle
1970: John Bomer, Center
Larry McGhee, Guard
1971: Charlie Babb, Defensive Back
Dave Pawlik, Nose Guard
Mike Stark, Tackle
1972: Al Harvey, Quarterback
1974: David Fowler, Quarterback
Van Anderson, Defensive End
Ed Taylor, Cornerback
1975: Jerry Dandridge, Linebacker
1976: Bob Rush, Center
Eric Harris, Cornerback
Early Jones, Tackle
1977: Keith Butler, Linebacker
Keith Simpson, Cornerback
James Stewart, Defensive Back
1979: Derrick Burroughs, Defensive Back
1984: Jeff Walker, Offensive Tackle
1987: Scott Dill, Offensive Guard
1988: Marlon Brown, Linebacker
1989: Tory Epps, Nose Guard
1990: Jeff Fite, Punter
1992: Larry Bolton, Center
1993: Isaac Bruce, Wide Receiver
1994: Marcus Holliday, Running Back
James Logan, Defensive End
1995: Jerome Woods, Defensive Back
1996: Marvin Thomas, Defensive End
Ken Newton, Center
2000: Marcus Bell, Nose Tackle
Michael Stone, Defensive Back
2001: Marcus Smith, Defensive Back
Ryan White, Kicker

CASINO DEL SOL COLLEGE ALL-STAR GAME

2012: Marcus Rucker, Wide Receiver
Cannon Smith, Defensive Back
Robert Steeples, Defensive Back

CHALLENGE BOWL

1962: Fred Moore, Tackle
1963: John Fred Robilio, Tackle

CHICAGO ALL-STAR GAME

1961: Bill Hudson, Guard
1963: John Griffin, Halfback

COACHES ALL-AMERICA GAME

1965: Harry Schuh, Tackle
1970: Bob Parker, Guard

HULA BOWL

1971: John Bomer, Center
1978: Keith Wright, Receiver (MVP)
1986: Tim Harris, Linebacker
1994: *Steve Matthews, Quarterback
2003: Joe Gerda, Offensive Guard
2006: Maurice Avery, Receiver

LIONS AMERICA BOWL

1968: Dean Lotz, Center
1969: David Berrong, Safety
Jerry Todd, Cornerback
1974: Ed Taylor, Cornerback
James Thompson, Receiver
1975: Jerry Dandridge, Linebacker
1976: Ricky Rivas, Receiver

MAGNOLIA GRIDIRON ALL-STAR CLASSIC

2006: Michael Gibson, Punter
Blake Butler, Offensive Line
Brandon McDonald, Safety

MEDAL OF HONOR BOWL

2014: Tank Jakes, Linebacker

NORTH-SOUTH GAME

1963: Dave Casinelli, Fullback
1967: Rich Coady, End
1968: Alex Dees, End
1969: Luis Fernandez, Tackle
1972: Stan Davis, Receiver
1973: Steve DeLong, Tight End
1976: Early Jones, Defensive Tackle
Terdell Middleton, Running Back

PARADISE BOWL

2003: Tony Brown, Defensive Tackle
Mowbray Rowand, Defensive End

PIGSKIN ALL-STAR INVITATIONAL (MOBILE, ALA.)

2019: Keith Brigham (DL)
Traeven Samuel (RB)

PLAYERS ALL-STAR CLASSIC (LITTLE ROCK, ARK.)

2012: Ronald Leary, Offensive Line

RAYCOM COLLEGE FOOTBALL ALL-STAR CLASSIC

2012: Cannon Smith, Defensive Back

ROTARY GRIDIRON CLASSIC

2001: Kamal Shakir, Linebacker

TEXAS VS THE NATION CHALLENGE

2010: Curtis Steele, Running Back

TROPICAL BOWL

2017: Jonathan Cook, Defensive Back
Christian Johnson, Defensive Line
2019: Chris Claybrook, Defensive Back
Austin Hall, Linebacker

* injured and unable to play



64
JOHN
BRAMLETT

One of the greatest defensive players in Tiger football history, John Bramlett was a two-sport athlete at Memphis State University. A linebacker out of Humes High School in Memphis, Bramlett played for head coach Billy J. Murphy for four seasons. He also had a stellar career at catcher for the Tigers' baseball team.

A speedy and intense player, Bramlett made the Memphis Football varsity squad immediately as a freshman in 1959 and became a starter midway through the year. The Tigers finished the 1959 season with a 6-4 record and posted wins against Florida State and Southern Mississippi.

During the 1960 campaign, Bramlett helped the Tigers improve to an 8-2 record, and the 1961 team also posted an 8-2 record. As a senior, Bramlett registered two pass interceptions which were returned for a total of 55 yards. The Tigers improved to 8-1 and in an important program milestone, Bramlett led the defense in allowing Mississippi State to score just seven points, as Memphis State won its first game against an SEC opponent, 28-7 against the Bulldogs in Starkville, Miss. Memphis would finish the 1962 season ranked 17th in the nation by United Press International.

On the baseball diamond, Bramlett batted .323 as a freshman and .357 during his sophomore season. The Tigers were 5-15 in 1959 but improved to 12-12 in 1960. As a junior, Bramlett led the squad with a .403 batting average and the team posted a 13-6 record. As a senior, he hit .358, hit four home runs and stole 18 bases.

Bramlett was drafted by the St. Louis Cardinals and stayed in professional baseball for three years before signing a contract with the Denver Broncos in 1965. Bramlett was the runner-up for Rookie of the Year honors in the NFL behind quarterback Joe Namath. He went on to play seven seasons for four teams in the NFL.

Bramlett had his jersey retired on Sept. 7, 2013 when the Tigers opened the season against Duke.



83
ISAAC
BRUCE

Isaac Bruce came to the Memphis football team as a wide receiver in 1992. The junior college transfer made an immediate impact with the Tigers. Coupled with junior college quarterback Steve Matthews, Bruce helped give the U of M one of the nation's top passing attacks. He started all 11 games as a junior and was the team's second-leading receiver with 39 catches for 532 yards and five touchdowns. However, it was the 1993 campaign that caught the attention of pro scouts.

The Ft. Lauderdale, Fla., native opened the 1993 season with seven catches for 112 yards and two touchdowns in the Tigers' win over Mississippi State. He added 147 yards against East Carolina, 109 in a contest against Arkansas State, 108 in the Tulsa game and had over 90 yards receiving in five additional contests. Bruce finished the 1993 season with 74 catches for 1,054 yards and 10 touchdowns.

Bruce was drafted in the second round by the St. Louis Rams in 1994. He played 14 seasons for the Rams and was signed by the San Francisco 49ers in 2008. He retired following the 2009 season. In 16 years in the NFL, Bruce amassed 15,208 receiving yards and 91 touchdowns on 1,024 receptions.

Bruce's Memphis jersey was retired in a ceremony at Liberty Bowl Memorial Field on October 4, 2003.



30
DAVE
CASINELLI

Dave Casinelli, who was Memphis' all-time leading rusher until DeAngelo Williams took the record book by storm, was recruited to Memphis in 1960 from Follansbee, W.Va., where he received all-America honors as a senior in high school. Casinelli played at Memphis from 1960-63 and ended his career by leading the nation in rushing and scoring, while guiding the Tigers to an undefeated season in 1963. During his first year as a starter, Casinelli led Memphis in rushing with 646 yards on 117 carries. His nine touchdowns in 1961 also led the Tigers. As a junior, "The Bull" gained 826 yards on 173 attempts while scoring 11 touchdowns. In his record-breaking senior year, Casinelli became the first Tiger to rush for 1,000 yards in a single-season when he tallied 1,016 on 219 attempts in 1963. His 1,016 yards ranked him first among all NCAA rushers and his 14 touchdowns helped him capture the national scoring title.

Following graduation, Casinelli became a successful businessman in Memphis and Tallahassee, Florida. Casinelli later lost his life in a car accident in 1987.



RETIRED JERSEYS



#8

CHARLES GREENHILL

Charles Greenhill was called the "most talented football player ever to come out of Memphis, Tennessee." The multi-talented Greenhill prepped at Frayser High School, where he lettered for three years in football, basketball and track. He played for the Tigers just one year (1983) before being killed in a plane crash with former head coach Rex Dockery and offensive coordinator Chris Faros.

A defensive back, Greenhill had 20 tackles that season, including 13 solo stops. Greenhill was also a dandy return man for the Tigers. The 6-2 speedster returned a kickoff 69 yards for a touchdown against Cincinnati and went on to average 29.8 yards per return.

Following his death, Firestone Stadium, which was the home field for Frayser High, was renamed Charles Greenhill Stadium.



#79

HARRY SCHUH

Harry Schuh became the fifth football player in Tiger history to have his jersey retired at the U of M.

From 1962-64, Schuh was one of the most dominant offensive linemen in all of college football. The Pennsylvania native started for Coach Billy J. Murphy's Tigers and helped his team to a three-year record of 22-5-1. By the conclusion of his senior season, Schuh had become the most decorated football player in school history. He was named to 11 All-America teams, including The Sporting News, Associated Press, United Press and the Football Coaches Association teams.

Following his collegiate career, Schuh was taken by the Oakland Raiders as the second player selected in the 1965 Draft, behind Alabama quarterback Joe Namath. He played six seasons for the Raiders, three years for the Los Angeles Rams and one season for the Green Bay Packers. Schuh was an All-Star selection in 1968 and 1969 and was selected to play in the NFC-AFL Pro Bowl Game in 1970.

Schuh's grandson Stephen Schuh lettered as an offensive lineman for the Tigers from 2003-06.

Schuh had his jersey retired when Memphis hosted East Carolina on October 15, 2011. Schuh passed away May 20, 2013.



#20

DeANGELO WILLIAMS

DeAngelo Williams came to the University of Memphis from nearby Wynne, Arkansas, and became one of the most decorated players in Tiger history.

Named to several All-America teams during his career, Williams was a key factor in the Tigers going to three straight bowl games for the first time in school history. He rewrote the rushing section of the Tiger record book, finishing his career with 6,026 yards and 55 rushing touchdowns on 969 carries. In addition, he caught five touchdowns and registered 723 receiving yards on 70 receptions.

Williams played as a true freshman in 2002 and later was named to the C-USA All-Freshman Team. He went on to claim C-USA Offensive Player of the Year honors the other three seasons of his career. He was also touted for Heisman honors entering his senior season, and held true to the publicity ending his senior campaign ranked No. 1 nationally in rushing, with an average of 178.55 yards per game.

During his storied career, Williams set an NCAA record with 34 games of 100-plus yards rushing, and ranks fourth all-time in NCAA history in career rushing yards with 6,026. He also holds the NCAA record for career all-purpose yards with 7,573.

In addition to multiple league honors, Williams also received various national awards and recognition. He was named to the prestigious Walter Camp All-America Team; was a finalist for the 2005 Doak Walker Award; and was the MVP of both the 2005 Motor City Bowl and the 2006 Senior Bowl, to name a few.

The speedy back was selected by the Carolina Panthers as the 27th pick of the first round of the 2006 NFL Draft.

Williams had his jersey retired on Nov. 5, 2006 when the Tigers hosted Southern Miss. He was selected to the M Club Hall of Fame in 2014 and was a member of the inaugural C-USA Hall of Fame in 2019.



During his storied career, DeAngelo Williams set an NCAA record with 34 games of 100-plus yards rushing, and ranks fourth all-time in NCAA history in career rushing yards with 6,026.

MEMPHIS STATE COLLEGE 32
EAST TENNESSEE STATE 12
MEMORIAL STADIUM (8,000)
NOVEMBER 22, 1956



JOHNSON CITY, Tenn. — In November of 1956, Memphis State College received its second bowl bid in school history, but this time University officials accepted the invitation and the team traveled to East Tennessee to participate in its first postseason event.

In 1938, the Tigers received an invitation to the Prune Bowl in California and asked bowl officials for a financial guarantee to help cover the cost of transporting the squad to the Golden State. When the guarantee did not come through, Memphis opted to stay home.

In 1956, the Memphis squad finished the season with a 4-4-1 record under head coach Ralph Hatley. Andy Nelson and Cotton Clifford served as team captains and helped Memphis to victories in two of the final three games.

During that three-week stretch, the Tigers had back-to-back shutouts, defeating Western Kentucky 42-0 and Arkansas State 34-0.

November 22 was a cold and blustery day in Johnson City, Tenn. Not suited for football or any other outdoor event, the day was highlighted by a light snowfall and spitting rain and sleet.

East Tennessee State College tallied the game's first points on a 14-yard pass from quarterback Howard Tippett to halfback Bob Lindsey in the first period. The point after failed, as did most that day, and the Buccaneers led 6-0.

The Tigers answered the East Tennessee State College score before the first quarter ended. Bob Schmidt blasted into the end zone from two yards out and, following the missed PAT by Memphis, the score was tied at 6-all.

Neither team could do much to defeat the weather the remainder of the first half, although the Tigers penetrated several times into Buccaneers territory in the second quarter. Memphis even moved down to the East Tennessee State College 1-yard line before a fumble halted the drive. The first half ended with the score knotted at 6-all.

In the second half, the Tigers got their offense going. After being held to only six points in the first half by a battling Buccaneers bunch, Memphis shook off the effects of the biting cold weather conditions and took charge of the Burley Bowl — which was witnessed by 700 fans on a frigid Thanksgiving afternoon — in the third quarter. The Tigers punched across three touchdowns in that third period to take control of the contest on the way to the program's first bowl victory.

The first time Memphis received the ball in the third quarter, fullback Bobby Brooks sprinted right up the middle, veered to the left and went 45 yards for a touchdown. And, before that decisive period ended, the Tigers also scored on a one-yard plunge by Eddie Gebara and a 64-yard screen pass from Bubba Leonard to Gebara.

Andy Nelson took a pitchout four yards for the final Memphis touchdown in the opening minutes of the fourth period. Leonard converted the PAT after the third and fourth touchdowns.

East Tennessee State College's last touchdown came midway in the fourth period when quarterback Joe Dixon ran in from one yard out.

The Tigers ended the season with a 5-4-1 record, while East Tennessee State College dropped to a 4-5 mark.

SCORING SUMMARY

Memphis State	6	0	20	6	—	32
East Tennessee	6	0	0	6	—	12
<i>Attendance: 700; Weather: Snow/Sleet</i>						

ETSC	(1st)	Lindsey 14 yd pass from Tippett (PAT failed)
MSC	(1st)	Schmidt 2 yd run (PAT failed)
MSC	(3rd)	Brooks 45 yd run (PAT failed)
MSC	(3rd)	Gebara 1 yd run (Leonard kick)
MSC	(3rd)	Gebara 64 yd run (Leonard kick)
MSC	(4th)	Nelson 4 yd run (PAT failed)
ETSC	(4th)	Dixon 1 yd run (PAT failed)

TEAM STATISTICS

	MSC	ETSC
First Downs	14	12
Yards Rushing	282	158
Yards Passing	128	101
Total Yards	410	259
Total Offensive Plays	NA	NA
Passes (C-A)	3-6	7-12
Punts	4-38.9	6-30.5
Fumbles	2-2	5-5
No. of Interceptions	2	0
Penalties	6-30	4-20
3rd Down Conversions	NA	NA
Sacks By	NA	NA

INDIVIDUAL LEADERS


Rushing:	MSC-Brooks 1-45 ETSC-N/A
Passing:	MSC-Leonard 3-6-128, ETSC-Tippett 7-12-21
Receiving:	MSC-Gebara 1-64 ETSC-N/A
Interceptions:	MSC-2 ETSC-0



Halfback Andy Nelson served as team co-captain and helped the 1956 Tigers to their first postseason victory in the Burley Bowl.

PASADENA BOWL • 1971

MEMPHIS STATE 28
SAN JOSE STATE 9
 ROSE BOWL (104,091)
 DECEMBER 18, 1971



PASADENA, Calif. — A hard-nosed defense that caused numerous San Jose State mistakes and an explosive offense that capitalized on those miscues led the Tigers to a 28-9 Pasadena Bowl rout over the Spartans, before a sparse crowd of 15,244 in the Rose Bowl.

Memphis State, making its first major bowl appearance, trailed 3-0 early in the opening period until a blocked punt by Tom Carlsen, who was named the bowl's Defensive Player of the Game, gave the Tigers a lead they never relinquished.

The Tigers received the opening kickoff, and after failing to move the ball, were forced to punt from their own 26-yard line. The Spartans drove the ball 19 yards and attempted a 42-yard field goal that fell short and was returned by the Tigers.

Following another failed drive, San Jose State moved the ball to the Memphis 16-yard line before kicker Larry Barnes connected on a 33-yard field goal. It was San Jose State's only lead of the contest.

With 50 seconds remaining in the first quarter, Spartans punter John McMillan stood at his own 15-yard line. Carlsen, a Tigers defensive back, blocked McMillan's punt and fell on the loose ball in the end zone for the score. Hal McGeorge added the point after, and Memphis had a 7-3 lead.

The Tigers defense gained an air of confidence and stopped San Jose State on the ensuing series. Following a short Spartans punt, the Tigers took over at midfield.

With quarterback Al Harvey leading the offensive attack, the Tigers moved into scoring position. A 13-yard pass from Harvey to Dornell Harris, who was named the bowl's Offensive Player of the Game,

and runs by Harvey, Skeeter Gowen and Paul Wilson set up the Tigers at the 9-yard line. Harvey gobbled up the final nine yards on a run around right end. The 65-yard drive early in the second period gave Memphis a 14-3 lead at intermission.

The Tigers kicked off to begin the second half. San Jose State did not move the ball on its opening drive of the second half, but but got a quick second chance when Gowen fumbled on Memphis' first offensive play. Bill Brown recovered on the Tigers 24 and Memphis' 14-3 lead looked precarious. The Spartans moved to the Memphis 2-yard line, where on fourth down, the Tigers defense buckled down and stopped Spartans running back Joe Hicks at the line of scrimmage. The defensive stand ended San Jose State's only real threat of the second half.

The third period featured strong defensive play from both teams, and when the quarter ended, the score remained 14-3 in favor of the Tigers.

The final stanza opened with San Jose State with the ball, but an interception and 27-yard return by the Tigers' David Johnson, his second of the game, put the ball at the Spartans 18-yard line. Memphis' Gowen wasted no time and raced 18 yards to the end zone on the first play from scrimmage for a score. The scoreboard then read 21-3 in the Tigers' favor.

Lightning struck immediately for Memphis. On the Spartans' first play following the Tigers score, back Larry Lloyd fumbled and Memphis' Carl Taylor recovered.

Five plays later, Tigers fullback Clifton Taylor punched the ball in from the 1-yard line, and Tigers fans rejoiced a 28-3 lead and with 10 minutes remaining.

Frustration mounted on San Jose State as the Memphis defense continued its strong play. Forced to pass the ball with time running out, Tigers cornerback Walter Daggett recorded Memphis' fourth interception of the game to halt another Spartans' drive.

San Jose State's only touchdown of the game was set up when a Memphis special teams snap sailed over punter John Kidwell's head and was recovered at the Memphis 20-yard line. A Brad Metheany 1-yard quarterback keeper with 36 seconds left in the contest was the Spartans' only touchdown. The extra point attempt was wide to the left.

The victory over San Jose State marked the second bowl win for the Tigers in school history. The game also marked the end of an era in Tigers football history. Head coach Billy J. Murphy stepped down from his coaching position following the bowl win and dedicated his time to being the University's athletics director. The former Marine compiled a record of 91-44-1 over his 14 seasons as head coach at Memphis.

SCORING SUMMARY

Memphis State 7 7 0 14 — 28
 San Jose State 3 0 0 6 — 9

Attendance: 15,244

Weather: temp 72 degrees, sunny and clear, wind - none

SJSU (11:01, 1st) Barnes 33 yd FG
 MSU (0:50, 1st) Carlsen blocked punt recovery in end zone (McGeorge kick)
 MSU (12:28, 2nd) Harris 9 yd run (McGeorge kick)
 MSU (12:14, 4th) Gowen 18 yd run (McGeorge kick)
 MSU (10:04, 4th) Taylor 1 yd run (McGeorge kick)
 SJSU (0:36, 4th) Metheany 1 yd run (kick failed)


TEAM STATISTICS

	MSU	SJSU
First Downs	15	11
Rushes-Yds.	53-208	47-187
Passing Yds.	41	81
KO Returns-Yds.	2-41	5-82
Passes (C-A-I)	3-13-2	6-19-4
Punts-Avg.	7-39.0	6-35.7
Fumbles-Lost	5-1	3-1
Penalties-Yds.	3-35	9-85
Time of Possession	N/A	N/A
Sacks by	N/A	N/A

INDIVIDUAL LEADERS

Rushing:	MSU-Harris 10-87-1, Gowen 10-63-1, Jamieson 10-32-0, Quintel 2-22-0, Harvey 10-31-0, Wilson 3-15-0; SJSU-Brice 12-54-0, Hicks 12-52-0, Lloyd 5-25-0.
Passing:	MSU-Harvey 3-9-0-41-0, Robinson 0-4-2-0-0; SJSU-McMichael 5-16-3-67-0, Metheany 1-3-1-14-0.
Receiving:	MSU-Davis 1-24-0, Harris 1-13-0, Taylor 1-6-0; SJSU-Brice 3-48-0, Alley 2-19-0, Ellis 1-14-0.
Interceptions:	MSU-Johnson (2), Carlsen, Daggett; SJSU-Scott, Duncan.

MEMPHIS	27
NORTH TEXAS	17
LOUISIANA SUPERDOME (69,767)	
DECEMBER 16, 2003	



NEW ORLEANS, La. — The nation's longest bowl drought of 32 years ended in a big way for the University of Memphis. The Tigers, which had not participated in a bowl game since 1971, received a bid to the 2003 New Orleans Bowl and faced Sun Belt Conference champion North Texas.

The city of Memphis was electrified. Excitement abounded and the Tigers faithful bought tickets and prepared for the trip to the "Big Easy."

Playing in the first bowl game of the 2003 postseason and before a national television audience on ESPN, the Tigers' biggest challenge was to stop one of college football's top running backs in North Texas' Patrick Cobbs. And, Memphis was without its top offensive weapon, tailback DeAngelo Williams, as the result of a late-season injury.

Gameday arrived Dec. 16, and Memphis won the coin toss and deferred to the second half, giving the Mean Green the ball to open the game.

On the opening drive, North Texas gave the ball to Cobbs six times, but was forced to call on kicker Nick Bazaldua when the drive stalled at the Tigers 30-yard line. Bazaldua booted a 47-yard field goal for a 3-0 lead.

But, this night belonged to the bowl-hungry Tigers, and the North Texas lead was short-lived.

After Memphis receiver Chris Kelley returned the kickoff to the Tigers 34-yard line, junior quarterback and New Orleans native Danny Wimprine took over.

When rushes by Darron White and Derron Parquet failed to gain yardage, Wimprine went up top and connected with wideout Darren Garcia for 63 yards

to the North Texas 6-yard line. Three plays later, Wimprine kept the ball and raced seven yards into the end zone for the go-ahead score.

The Tigers defense, having had a taste of the North Texas offense, returned to the field determined to shut down the Mean Green. Three plays later, punter Brad Kadlubar kicked the ball back to the Tigers.

But, possible disaster struck on the Tigers' next possession as Parquet was knocked out of the game with a shoulder injury. Memphis was forced to put the ball in the hands of walk-on back Lakendus Cole.

Midway through the second quarter, North Texas punted, and the Tigers offense got the ball at the Memphis 24. Powered by the running of Cole and the passing of Wimprine, the Tigers drove the ball to the Mean Green 10-yard line, where Wimprine found Kelley in the end zone for the team's second score. Stephen Gostkowski added the PAT for a 14-3 Tigers' lead.

Lightning struck again for the Tigers. On the ensuing kickoff, Memphis' Shaka Hill stripped the ball from returner Kevin Moore, and Cato Mott recovered at the North Texas 8-yard line. After three plays, Gostkowski was connected on a 21-yard field goal for a 17-3 advantage Memphis took to the half.

The game's third stanza was a defensive battle, and both teams were unable to move the ball until the two-minute mark.

The Mean Green, starting near midfield, marched 58 yards in six plays with Cobbs going the final 35 yards for their first touchdown. Suddenly, the Memphis lead was cut to 17-10 as the third quarter ended.

Memphis regained its composure and took control of the game in the fourth quarter. And, it started early in the final period.

At the 12:28 mark of the fourth quarter, Memphis took over at its own 38-yard line. Wimprine hit White for 20 yards, and Robert Douglas gained three on his first carry of the game. After a North Texas facemask penalty, Cole had gains of two yards and 14 yards to the Mean Green 5-yard line. On 2nd-and-goal, Cole burst up the middle for the touchdown and a 24-10 lead. It was Cole's first collegiate touchdown and put the game out of reach.

North Texas scored again on Cobb's run of two yards with 2:26 on the clock, but it was too little, too late.

The Tigers scored on their next possession to ice the victory. With Cole gaining yards on the ground and Wimprine connecting with receivers Mario Pratcher and John Doucette, Memphis moved

SCORING SUMMARY

Memphis	7	10	0	10	—	27
North Texas	3	0	7	7	—	17
Attendance: 25,184						
Weather: temp 72 degrees indoor, wind - none						
UNT	(9:44, 1st)	Bazaldua	47 yd FG			
UM	(6:57, 1st)	Wimprine	7 yd run			
		(Gostkowski kick)				
UM	(4:58, 2nd)	Kelley	10 yd pass from Wimprine (Gostkowski kick)			
UM	(3:39, 2nd)	Gostkowski	21 yd FG			
UNT	(00:13, 3rd)	Cobbs	35 yd run			
		(Bazaldua kick)				
UM	(9:08, 4th)	Cole	5 yd run			
		(Gostkowski kick)				
UNT	(7:13, 4th)	Cobbs	2 yd run			
		(Bazaldua kick)				
UM	(2:26, 4th)	Gostkowski	42 yd FG			

TEAM STATISTICS

	UM	UNT
First Downs	15	11
Rushes-Yds.	45-88	33-122
Passing Yds.	254	152
KO Returns-Yds.	4-69	4-61
Passes (C-A-I)	17-24-0	9-21-0
Punts-Avg.	6-38.7	8-37.3
Fumbles-Lost	0-0	1-1
Penalties-Yds.	9-57	6-61
Time of Possession	34:08	25:52
Sacks by	3-13	1-1

INDIVIDUAL LEADERS

Rushing:	UM-Cole 27-62-1, Parquet 3-9-0, White 4-8-0, Wimprine 6-17-1, Avery 2-3-0, Douglas 1-3-0; UNT-Cobbs 23-110-2, Branch 2-10-0, Hall 8-2-0.
Passing:	UM-Wimprine 17-23-0-254-1; UNT-Hall 9-21-0-152-0.
Receiving:	UM-D.White 3-34-0, Scott 1-8-0, Garcia 2-109-0, Pratcher 2-62-0, Avery 3-14-0, Doucette 2-14-0, Kelley 1-10-1, Cole 3-3-0; UNT-Quinn 4-56-0, Branch 3-50-0, Blount 2-46-0.
Interceptions:	UM-0; UNT-0

within field goal range, and Gostkowski's 42-yard field goal gave Memphis a 27-17 lead and started the celebration in both New Orleans and the Bluff City.

As the final seconds ticked off the clock, the players gave head coach Tommy West a cooler bath and then carried him onto the field on their shoulders.

New Orleans Bowl director Ron Maestri presented the Tigers the championship trophy at midfield, and Wimprine was named the game's MVP.

Cole was presented the game ball by West after rushing for 62 yards and one score in a reserve role.

GMAC BOWL • 2004

BOWLING GREEN 52
MEMPHIS 35
 LADD PEEBLES STADIUM (40,646)
 DECEMBER 22, 2004



MOBILE, Ala. — In an aerial battle before a rain-drenched 29,500 at Ladd-Peebles Stadium, Memphis' Danny Wimprine and Bowling Green's Omar Jacobs put on a show for the ESPN national television audience. In the end, Jacobs won the shootout in leading the Falcons to a high-scoring 52-35 GMAC Bowl victory over the Tigers.

Jacobs, the GMAC Bowl MVP, connected on 26-of-44 passes for 365 yards and five touchdowns. Not to be outdone, Wimprine was just as impressive. The Memphis senior quarterback was 26-of-39 passing for 324 yards and four touchdowns. Each signal-caller had one interception.

Wimprine and Jacobs received help from each team's running game. For the Tigers, DeAngelo Williams, the Conference USA Offensive Player of the Year, carried the ball 18 times for 120 yards, including an impressive 31-yard touchdown run in the second quarter. Williams missed the final quarter after breaking his right fibula in the third period. P.J. Pope aided the Falcons' cause with 151 rushing yards on 28 carries and two scores.

The offensive fireworks started almost from the opening kickoff. After Bowling Green held the Tigers on their first possession, the Falcons took over on their own 41. Nine plays later, Pope found the end zone from a yard out for a 7-0 Bowling Green lead.

However, the Falcons were not done. On the ensuing kickoff, Bowling Green pulled some trickery out of the playbook early with an onside kick. The Falcons recovered the kick, and the Bowling Green

offense was back in business. Jacobs directed a four-play, 52-yard drive in only 45 seconds to give the Falcons a 14-0 lead just over five minutes into the contest. The score came when Jacobs connected with Charles Sharon on 18 yards out.

Memphis got its second possession of the game and took little time cutting the Bowling Green lead in half. The Tigers went 80 yards in seven plays, and the drive culminated in a Wimprine-to-John Doucette 42-yard touchdown toss with 6:51 left in the first quarter.

With the game taking on a back-and-forth nature, the Falcons answered immediately. Jacobs led Bowling Green on a six-play, 68-yard drive over the next 2:05 to put the Falcons ahead 21-7. Jacobs hooked up with Sharon for a 36-yard scoring toss.

In the second quarter, the Tigers scored 17 seconds into the period on a Wimprine 60-yard pass to Chris Kelley. The score began a five-touchdown quarter that ended with the Falcons holding a 35-28 halftime lead.

Memphis pulled even at 28-all on a Williams' 31-yard touchdown scamper with 3:37 left. Bowling Green, though, had one final answer before halftime. Jacobs threw his fourth touchdown pass of the first half when he found Steve Sanders in the end zone with only :37 on the clock. The score gave the Falcons a 35-28 lead and the momentum heading into the second half.

After the break, Bowling Green took control of the game. The Falcons scored the lone touchdown in the third quarter -- Jacob's fifth touchdown pass -- and added 10 points in the final quarter before Memphis' last score with under five minutes to play for the 52-35 final.

Tim Goodwell finished the game with 10 total tackles (five solo), two TFL and a quarterback sack to lead the Tigers defense. Jovon Burkes led the Bowling Green defense with 11 hits (six solo) and two TFL.

Wimprine went over 10,000 yards passing and finished his career with nearly every Memphis passing record. The Tigers quarterback topped the record book for career passing yards (10,215), completions (808), attempts (1,469) and touchdowns (81).

Before his third quarter injury, Williams went over 4,000 career rushing yards. The 100-yard GMAC Bowl performance was the 24th 100-yard rushing game of his career.

SCORING SUMMARY

Bowling Green 21 14 7 10 — 52
 Memphis 7 21 0 7 — 35

Attendance: 29,500

Weather: temp 61 degrees, wind - SSE9,
 clouds and rain

BGSU (10:24, 1st) Pope 1 yd run (Suisham kick)
 BGSU (9:37, 1st) Sharon 18 yd pass from Jacobs (Suisham kick)
 UM (6:51, 1st) Doucette 18 yd pass from Wimprine (Gostkowski kick)
 BGSU (4:39, 1st) Sharon 36 yd pass from Jacobs (Suisham kick)
 UM (14:43, 2nd) Kelley 60 yd pass from Wimprine (Gostkowski kick)
 BGSU (9:54, 2nd) Sanders 31 yd pass from Jacobs (Suisham kick)
 UM (6:41, 2nd) Avery 38 yd pass from Wimprine (Gostowski kick)
 UM (3:37, 2nd) Williams 31 yd run (Gostkowski kick)
 BGSU (0:37, 2nd) Sanders 17 yd pass from Jacobs (Suisham kick)
 BGSU (3:18, 3rd) Pope 13 yd pass from Jacobs (Suisham kick)
 BGSU (14:09, 4th) Suisham 37 yd FG
 BGSU (8:01, 4th) Pope 1 yd run (Suisham kick)
 UM (3:48, 4th) Doucette 14 yd pass from Wimprine (Gostkowski kick)


TEAM STATISTICS

	BGSU	UM
First Downs	29	21
Rushes-Yds.	43-193	27-90
Passing Yds.	365	324
KO Returns-Yds.	1-26	3-57
Passes (C-A-I)	26-44-1	26-39-1
Punts-Avg.	4-31.8	6-32.8
Fumbles-Lost	1-1	2-1
Penalties-Yds.	2-14	4-28
Time of Possession	33:23	26:37
Sacks By	0-0	2-17

INDIVIDUAL LEADERS

Rushing: UM-Williams 18-120-1, Doss 5-7-0; BGSU-Pope 28-151-2, Lane 5-36-0, Jacobs 7-9-0, Magner 1-3-0.
Passing: UM-Wimprine 26-39-4-324-1; BGSU-Jacobs 26-44-5-365-1.
Receiving: UM-Gideon 6-38-0, Kelley 4-108-1, Avery 3-51-1, Doucette 2-56-2, White 2-32-0, Davis 2-16-0; BGSU-Magner 9-68-0, Sanders 7-123-2, Sharon 5-117-2, Hawkins 2-25-0.
Interceptions: UM-1; BGSU-1

MEMPHIS	38
AKRON	31
FORD FIELD (50,616)	
DECEMBER 26, 2005	



DETROIT, Mich. — It was the holiday season, and the Memphis Tigers football team gave its fans a Merry Christmas — even though it came a day later. Behind a DeAngelo Williams 238-yard rushing performance and three Stephen Gostkowski field goals, the Tigers posted their second postseason victory in three seasons with a 38-31 win over Akron in the 2005 Motor City Bowl. The game was played at Ford Field, the site of the NFL's 2006 Super Bowl in early February.

Williams, who was named the Motor City Bowl MVP, compiled his bowl record-setting 238 yards on 31 carries and scored three touchdowns. Gostkowski hit field goals of 32, 25 and 50 yards, and the 50-yard effort set a Motor City Bowl mark.

The way the game started gave no indication it would end up being a 38-31 shootout. The Memphis offense sputtered at the start, and the Tigers relied on their defense and punter Michael Gibson's foot. The Tigers defense allowed the Zips only three points, despite having two first-quarter drives deep in Memphis territory. Akron scored the field goal on its second drive, but on the first trip across the 50-yard line, the Zips' series was halted at the Memphis 25 when Tim Goodwell and Rod Smith stopped Brett Biggs on 4th-and-1. Gibson played just as important a role in the first quarter with two long punts — 51 and 49 yards — that pinned Akron inside its own 10-yard line both times.

After watching the defense keep the Tigers in the game in the first quarter, the Memphis offense got on track in the second frame. Williams, who gained only 19 yards in the first quarter, picked it up on the Tigers' first scoring drive with 34 yards on the ground. Tigers quarterback

Maurice Avery also found his groove in the second quarter, hitting Ernest Williams on a 42-yard strike to the Akron 23. Four plays later, Gostkowski connected on a 32-yard field goal to tie the contest at 3-all.

The Tigers kept it going. The defense held the Zips to 3-and-out on their next series, and the Memphis offense continued to roll. On the first play of the ensuing drive, Avery found his target in Ryan Scott for a 50-yard gain to the Akron 2-yard line. Williams then pushed the ball across the goal line for the first Memphis lead of the game. After Gostkowski's PAT, the Tigers led 10-3.

With just over four minutes left before halftime, Akron got the ball with an opportunity to cut into the Tigers lead, but it didn't happen. The Tigers offense took over with 2:30 on the clock and took advantage of another scoring chance. After two rushes netted a minus-3 yards, Avery took back to the air and again hit Scott for a long gain — this time, 48 yards — to the Akron 27. From there, the Tigers moved the ball to the Zips 7, where Gostkowski hit his second field goal for a 13-3 halftime lead.

The early portion of the second half looked no different for the Akron offense. Stymied by the Tigers in the first half, the Zips were unable to get past their own 40-yard line on the first two possessions. Aided by two Akron defensive pass interference calls, the Tigers moved down to the Akron 2, where Williams scored his second touchdown for a 20-3 Memphis lead.

With only three minutes left in the third quarter and down 20-3, the Zips scored via the air on the ensuing drive. Zips quarterback Luke Getsy was 6-of-7 passing for 80 yards on the series that resulted in a 46-yard scoring strike to Jabari Arthur to cut the Tigers' lead to 20-10.

The game moved into the fourth quarter, and the shootout began. Gostkowski got it started with a 50-yard field goal for a 23-10 Tigers lead. Akron responded with a quick three-play, 80-yard drive to cut the Memphis lead to 23-17. The big play was a Getsy-to-Biggs 72-yard scoring strike.

The Tigers then answered with their own big play in the form of Williams. With the Zips closing in and also gaining momentum, Memphis' All-America running back took a handoff and raced 67 yards to the Akron 2. On the next play, Williams scored his third touchdown. Avery added the two-point conversion for a 31-17 Memphis advantage. The Tigers added another score on an Ernest Williams 5-yard run to increase the lead to 38-17 with only 6:38 left.

However, the Zips did not quit. Akron scored two touchdowns in under six minutes to pull to within seven at 38-31

SCORING SUMMARY

Memphis	0	13	7	18	—	38
Akron	3	0	7	21	—	31
<i>Attendance: 50,616</i>						

UA	(00:40, 1st)	Swiger	43 yd FG
UM	(7:02, 2nd)	Gostkowski	32 yd FG
UM	(4:08, 2nd)	Williams	1 yd run (Gostkowski kick)
UM	(00:18, 2nd)	Gostkowski	25 yd FG
UM	(3:02, 3rd)	Williams	2 yd run (Gostkowski kick)
UA	(00:46, 3rd)	Arthur	46 yd pass from Getsy (Swiger kick)
UM	(12:04, 4th)	Gostkowski	50 yd FG
UA	(11:03, 4th)	Biggs	72 yd pass from Getsy (Swiger kick)
UM	(10:41, 4th)	Williams	2 yd run (Avery rush)
UM	(3:09, 4th)	E. Williams	5 yd run (Gostkowski kick)
UA	(1:46, 4th)	Hixson	14 yd pass from Getsy (Swiger kick)
UA	(0:55, 4th)	Arthur	19 yd pass from Getsy (Swiger kick)

TEAM STATISTICS

	UM	UA
First Downs	21	24
Rushes-Yds.	58-346	23-47
Passing Yds.	170	455
KO Returns-Yds.	3-97	2-39
Passes (C-A-I)	7-14-0	34-59-0
Punts-Avg.	5-45.6	8-40.5
Fumbles-Lost	1-1	0-0
Penalties-Yds.	7-62	10-61
Time of Possession	29:48	30:12
Sacks By	3-22	0-0

INDIVIDUAL LEADERS

Rushing:	UM-Williams 31-238-3, Doss 9-56-0, E. Williams 3-18-1; UA-Briggs 14-46-0, Kennedy 3-13-0, McDaniel 1-5-0.
Passing:	UM-Avery 7-13-0-170-0, Scott 0-1-0-0-0; UA-Getsy 34-59-4-455-0.
Receiving:	UM-Scott 3-103-0, E. Williams 1-42-0; UA-Arthur 8-180-2, Briggs 4-79-1, Kasparek 6-70-0, Hixson 7-63-1.
Interceptions:	UM-0; UA-0

with only 50 seconds left. The Zips' first drive took nearly five minutes, and ended when Getsy hit Domenik Hixon from 14 yards out. The Akron special teams then executed a perfect onside kick, and recovered the ball at midfield with 1:45 left. One minute later, Getsy connected with Arthur for a 19-yard touchdown pass to cut the Tigers lead to 38-31.

The Zips tried their magic one more time, but this time, the Tigers special teams recovered the onside kick, and Memphis ran out the clock for the win.

Goodwell, who received the UAW Lineman Award, led the Tigers defense with 12 tackles, five TFL and two sacks.

NEW ORLEANS BOWL • 2007

FLORIDA ATLANTIC 44
MEMPHIS 27
 LOUISIANA SUPERDOME (68,500)
 DECEMBER 21, 2007



NEW ORLEANS, La. — Four out of five. Let's say it again! For the fourth time in the last five seasons, the Memphis Tigers football team earned a postseason bowl berth.

Despite their 44-27 setback to Florida Atlantic in the 2007 R+L Carriers New Orleans Bowl, the Tigers and their fans had a lot to be proud of when looking at the entire 2007 campaign. The season began with a tough start, but Memphis caught its stride in late October and rode that wave to a fourth bowl game under head coach Tommy West.

Let's take a quick review:

- A bowl looked like a distant dream after a 2-4 start to the season.
- The schedule took on a major shift when the Sept. 8 game at Arkansas State was postponed due to inclement weather. The contest was moved to Sept. 27, making the Tigers play three games in 11 days.
- After losing the first two games in the rugged three-games-in-11-days stretch, the Tigers suffered an even greater loss on the night of Sept. 30 when defensive lineman Taylor Bradford was shot and later died. After two days of emotional outpouring, the Memphis players took the field arm-in-arm for its Conference USA home opener versus Marshall. The Tigers won the game 24-21.
- With a home loss to Middle Tennessee in mid-October, bowl hopes were all but lost with three of the next four C-USA games on the road.
- As was the trend in the West era, the Tigers did not fold. Memphis won all three league road games (at Rice, Tulane and Southern Miss) in that stretch and repositioned itself in the bowl picture.

• The Tigers sealed the bowl invitation with back-to-back home wins over UAB and SMU to close the regular season.

So, you ask, what did the Tigers accomplish?

- A winning record for the fourth time in the last five years (2003-07). The last time Memphis did that was from 1973-77 when the Tigers had five-straight winning seasons.
- Six conference wins, the most league victories in school history.
- A second-place C-USA East Division finish, the second in three years.
- A fourth bowl in the last five years, the first time for a stretch like that in school history.

Granted, the bowl setback to Florida Atlantic put a small bitter taste in the mouths of the Tigers, but Memphis' "never-give-up" attitude kept them in the game until the end despite several injuries that sidelined key Tigers. Kicker Matt Reagan left the game with a concussion, and receiver Maurice Jones was sidelined with a dislocated hip. In addition, T.J. Pitts broke his ankle and quarterback Martin Hankins was knocked out of the game with a knee injury in the third quarter.

Before a crowd of 25,146 at the Louisiana Superdome, seniors Joseph Doss and Hankins went out in style with solid performances. Hankins was 25-of-39 passing for 281 yards and three scores, and Doss rushed for 91 yards on 20 carries and caught a team-high five passes for 42 yards.

With his 281 yards passing, Hankins set the Memphis single-season mark with 3,220 yards. He also set season records for completions (261) and touchdowns (25). For his career, Hankins totaled 5,770 yards, 43 touchdowns and 487 completions — all second to Danny Wimprine.

In the game, Hankins' favorite targets were Carlos Singleton (4 receptions/63 yards/1 TD) and Duke Calhoun (4 catches/40 yards). With their receptions, both Singleton and Calhoun extended streaks. Singleton extended his streak to 21 games with a reception, while Calhoun has caught a pass in all 24 of his collegiate games.

After a first quarter warm-up with Florida Atlantic leading 17-7, the teams combined for 26 points in the second period. Two Joey Mack field goals kept the Tigers close, but the Owls answered with touchdowns for a 30-13 lead. However, Memphis closed the gap to 30-20 just before the half when Hankins hit Earnest Williams from 19 yards out.

Following halftime, Memphis cut further into the Florida Atlantic lead. A Hankins-to-Singleton six-yard scoring connection sliced the Owls' lead to 30-27 with 9:30 left in the third quarter. However, Florida Atlantic scored the final two touchdowns for the 44-27 final.

Punter Brent Sutherland set a New Orleans Bowl record with a 70-yard punt

SCORING SUMMARY

Memphis	7	13	7	0	—	27
FAU	17	13	7	7	—	44

Attendance: 25,146

FAU	(12:03, 1st)	Pierre 4 yd pass from Smith (Leroy kick)
UM	(9:20, 1st)	Russell 8 yd pass from Hankins (Reagan kick)
FAU	(7:23, 1st)	Leroy 22 yd FG
FAU	(5:00, 1st)	Edgecomb 29 yd pass from Smith (Leroy kick)
UM	(12:12, 2nd)	Mack 38 yd FG
FAU	(10:25, 2nd)	Bonner 16 yd pass from Smith (Leroy kick)
UM	(5:55, 2nd)	Mack 35 yd FG
FAU	(3:34, 2nd)	Rose 4 yd pass from Smith (Leroy kick failed)
UM	(00:52, 2nd)	Williams 19 yd pass from Hankins (Mack kick)
UM	(9:30, 3rd)	Singleton 6 yd pass from Hankins (Mack kick)
FAU	(1:39, 3rd)	Harmon 16 yd pass from Smith (Leroy kick)
UA	(9:12, 4th)	Edgecomb 4 yd run (Leroy kick)

TEAM STATISTICS

	UM	FAU
First Downs	24	25
Rushes-Yds.	32-117	33-115
Passing Yds.	281	350
Passes (C-A-I)	26-46-0	26-33-1
Fumbles-Lost	0-0	0-0
Penalties-Yds.	5-45	5-29
Punts-Avg.	7-38.7	3-35.7
Punt Returns-Yds.	0-0	2-34
KO Returns-Yds.	8-153	6-182
Time of Possession	31:11	28:49
Sacks By	1-8	1-2

INDIVIDUAL LEADERS

Rushing:	MEM-Doss 20-100-0, Hankins 2-12-0, Malouf 2-11-0. FAU-Pierre 11-49-0, Clayton 4-32-0, Edgecomb 5-23-1, Rose 5-22-0.
Passing:	MEM-Hankins 25-39-281-3-0, Hudgens 1-5-0-0-0. FAU-Smith 25-32-336-5-1.
Receiving:	MEM-Doss 5-42-0, Singleton 4-63-1, Russell 4-45-1, Calhoun 4-40-0, Williams 3-37-1. FAU-Harmon 7-97-1, Rose 6-52-1, Jean 4-73-0, Gent 3-52-0, Bonner 2-27-1, Pierre 2-6-1, Edgecomb 1-29-1.
Interceptions:	MEM-Mathis 1-34. FAU None.

in the fourth quarter. He finished the game with six punts for a 45.2 average.

Clinton McDonald led the Memphis defense with eight total tackles, while Jeremy Rockette and LaKeitharun Ford each had seven hits. McDonald also had one quarterback sack and two TFL. LeRico Mathis recorded his third interception of the season, tying him for team-high honors with Brandon Patterson.

MEMPHIS	14
USF	41
TROPICANA FIELD (33,000)	
DECEMBER 20, 2008	



ST. PETERSBURG, Fla. — This was the bowl game head coach Tommy West wanted for his program. Sure, he and his Tigers enjoyed their bowl trips four of the previous five years. But, this invitation to the inaugural magicJack St. Petersburg Bowl was — in West’s eyes — an opportunity to see where Memphis stood on the national scene, no matter the game’s outcome.

The bowl game had Memphis playing its first BCS league foe in school postseason history, as the Tigers faced the USF Bulls. While the previous bowl trips were important in their own right, West believed this bowl would set the course for the direction of the program’s future.

The Bulls won the game 41-14 before a predominantly pro-USF crowd of 25,205 at Tropicana Field, home of the MLB American League champion Tampa Bay Rays. The appearance at Tropicana Field made history for the Tigers, as it was the first time Memphis played in a Major League Baseball stadium.

As for the game, it pitted one of the nation’s best rushing offenses (Memphis) against one of the country’s top rushing defenses (USF), and on this day, the defense won the battle. The Tigers entered the contest averaging over 200 yards via their ground game, but the Bulls had the nation’s ninth-best rushing defense and it showed. USF held Memphis to only 66 yards on 30 carries, and Tigers running back Curtis Steele, a 1,000-yard rusher, gained most of those with 48 yards on 12 rushes.

While the Bulls defense shut down the Memphis offense, the Tigers defense had no answer for USF quarterback Matt Grothe, who was named the bowl game’s MVP. Grothe was 17-of-24 passing for 236

yards and three touchdowns and rushed for 83 yards on 15 carries. He also had one reception for 14 yards. Grothe did all of his damage in the first three quarters, as he sat out the final period.

The Bulls got started early and never looked back. On the game’s opening kickoff, USF’s Dontavia Bogan took Matt Reagan’s kickoff at the 1-yard line and returned it 56 yards to the Memphis 43. Three plays later, the Bulls were on the board when Grothe hit Taurus Johnson with a 28-yard scoring strike for a 7-0 lead. The USF scoring drive only took 1:02 off the clock.

Later in the first period, USF struck again on a short six-play drive. Grothe was 3-of-3 passing for 57 yards in putting the Bulls at the Memphis 4-yard line. From there, Ben Williams gained the final four yards and increased the USF lead to 14-0.

However, West’s Tigers did not go away. On the ensuing drive, Memphis marched 73 yards on six plays and cut the USF advantage in half at 14-7. The drive only took 2:19, and it ended when Tigers quarterback Arkelon Hall hit pay dirt from three yards out.

The Bulls, though, took the momentum back on their next possession. After striking quickly on its first two scoring drives, USF put together a lengthy 14-play, 63-yard possession that ended in a Maikon Bonani 23-yard field goal for a 17-7 advantage. The drive took 5:51 off the clock.

After the drive took 5:51 off the clock, USF had another five-minute scoring drive — this time, 5:24 — that culminated in a Grothe-to-Ben Busbee 13-yard touchdown connection to give the Bulls a 24-7 lead with only 4:15 left before halftime.

Again, the Tigers mounted a response. With a little over four minutes before intermission, Memphis started on its own 20, and Hall led the way. The Tigers quarterback was 7-of-10 passing for 60 yards, including a two-yard touchdown pass to Duke Calhoun with 0:08 left in the second quarter. The score cut the USF lead to 24-14 at the break and pulled momentum back to the Tigers’ side.

That momentum, however, swung back to the Bulls in the third quarter. The USF defense held Memphis to only 60 yards on its first two second-half drives, while the Bulls offense capitalized with 10 points to increase their lead to 34-14 by the end of the third quarter. Bonani added a 37-yard field goal midway through the third quarter, and Grothe threw his third touchdown pass near the end of the period to put the contest out of reach.

The Bulls added a final touchdown early in the fourth quarter for the 41-14 final.

Hall was 15-of-31 passing for 154 yards and one score. Calhoun was the Ti-

SCORING SUMMARY

Memphis	7	7	0	0	—	14
USF	14	10	10	7	—	41
Attendance: 25,205						
USF	(13:58, 1st)	Johnson	26 yd pass from Grothe (Bonani kick)			
USF	(4:28, 1st)	Williams	3 yd run (Bonani kick)			
UM	(2:09, 1st)	A. Hall	3 yd run (Reagan kick)			
USF	(11:18, 2nd)	Bonani	23 yd FG			
USF	(4:15, 2nd)	Busbee	13 yd pass from Grothe (Bonani kick)			
UM	(0:08, 2nd)	Calhoun	2 yd pass from A. Hall (Reagan kick)			
USF	(8:36, 3rd)	Bonani	37 yd FG			
USF	(1:50, 3rd)	Bogan	24 yd pass from Grothe (Bonani kick)			
USF	(12:40, 4th)	Plancher	2 yd run (Bonani kick)			

TEAM STATISTICS

	UM	USF
First Downs	15	29
Rushes-Yds.	30-66	49-232
Passing Yds.	172	264
Passes (C-A-I)	18-35-0	20-30-0
Fumbles-Lost	0-0	1-1
Penalties-Yds.	3-25	7-270
Punts-Avg.	8-42.1	2-36.0
Punt Returns-Yds.	0-0	5-29
KO Returns-Yds.	8-137	2-71
Time of Possession	25:16	34:44
Sacks By	3-23	1-6

INDIVIDUAL LEADERS


Rushing:	MEM-Steele 12-48-0, Ross 7-11-0, Hall 3-6-1, Williams 1-2-0. USF-Grothe 15-83-0, Ford 8-34-0, Plancher 7-31-1, Williams 6-18-1.
Passing:	MEM-Hall 15-31-154-1-0. USF-Grothe 17-24-236-3-0.
Receiving:	MEM-Calhoun 6-39-1, Black 4-23-0. USF-Mitchell 4-60-0, Johnson 4-40-1, Bogan 3-51-1, Busbee 2-34-1.
Interceptions:	MEM-None. USF-None.

gers’ leading receiver with a game-high six catches for 39 yards and one touchdown. Brandon Patterson led the Tigers defense with nine tackles.

Grothe’s primary targets were Carlton Mitchell (60 yards) and Johnson (40 yards, 1 TD), who each had four receptions. Tyrone McKenzie led the USF defense with a game-best 11 tackles.

MIAMI BEACH BOWL • 2014

BYU	48
MEMPHIS	55
MARLINS PARK (20,761)	
DECEMBER 22, 2014	



MIAMI, Fla. — Dramatic. It's certainly one word which epitomized Memphis' 55-48, double-overtime win over BYU in the inaugural Miami Beach Bowl.

Memphis had to overcome five turnovers, including a BYU 19-yard interception return for a touchdown with 7:48 to play in regulation which gave the Cougars a 45-38 lead.

In the final minutes of the fourth quarter the Tigers converted two fourth-down plays. The second conversion resulted in a five-yard touchdown pass from Paxton Lynch to Keiwone Malone with 45 seconds to play to tie the game at 45-all.

In the first overtime period, Jake Elliott kicked a 54-yard field goal to tie the game at 48-all and send the contest to a second overtime. Elliott's 54-yarder was the longest in an overtime period in FBS bowl history and also the fourth-longest in bowl history.

And after Memphis scored in the second overtime period, DaShaughn Terry intercepted a pass on BYU's second play from scrimmage to end the game.

Quarterback Paxton Lynch equaled an NCAA bowl record for touchdowns responsible for with seven and was named the Miami Beach Bowl's Most Valuable Player.

Lynch completed 24-of-46 passes for 306 yards and four touchdowns, including the game-winning, 11-yard strike to Roderick Proctor in the end zone to cap Memphis' second overtime series. Lynch also ran for 38 yards and three scores.

In his final game as a Tiger, Malone caught six passes for 75 yards and two touchdowns. He also had a career-long, 41-yard run in the game.

The two teams combined to run an NCAA bowl record-tying 188 offensive

plays, including 97 by the Tigers (tied for seventh-most in a bowl game), and accounted for a combined 905 yards of total offense.

Memphis twice led by 10 points in the game, the last coming with 3:45 to play in the third quarter, when Alan Cross hauled in a 17-yard touchdown pass from Lynch.

The Cougars took advantage of three fourth-quarter Memphis turnovers to go from 10 points down to leading 45-38 when Zac Stout returned his interception 19 yards for a score with 7:48 to play.

Late in the game and the Tigers trailing by seven, punter Nick Jacobs pinned BYU at its own 4-yard line. A 3-and-out series by the Cougars followed by a short punt and a nine-yard return by Joe Craig gave the Tigers the ball at the BYU 33 with 2:34 left in the fourth quarter.

Lynch and Malone first hooked up on a 4th-and-seven pass play for a 15-yard pickup to the Cougars 11. Four plays later and facing another fourth down, Lynch scrambled and Malone made a diving catch in the end zone to tie the game at 45-all in the final minute.

Trevor Samson kicked a 45-yard field goal to give BYU a 48-45 lead in the first overtime period. After Memphis' first offensive series in overtime lost 12 yards on three plays, Elliott booted a 54-yard field goal to extend the game to another overtime.

In the second overtime period, Malone caught a 15-yard pass on second down, and following a Brandon Hayes' four-yard run, Lynch found Proctor open in the end zone for the rookie's first career touchdown reception.



Senior receiver Keiwone Malone caught six passes for 75 yards and two touchdowns including a five-yard TD grab on a fourth-down play late in the fourth quarter to tie the game and send it to overtime.

SCORING SUMMARY

BYU	14	14	0	17	3	3	0	—	48
MEMPHIS	17	7	14	7	10	3	7	—	55
Attendance: 20,761									

UM	(13:54, 1st)	Malone 33 yd pass from Lynch (Elliott kick)
BYU	(12:17, 1st)	Juergens 47 yd pass from Stewart (Samson kick)
UM	(9:49, 1st)	Lynch 1 yd run (Elliott kick)
BYU	(7:16, 1st)	Mathews 25 yd pass from Stewart (Samson kick)
UM	(2:22, 1st)	Elliott 39 yd FG
UM	(12:44, 2nd)	Lynch 3 yd run (Elliott kick)
BYU	(4:55, 2nd)	Leslie 23 yd FG
BYU	(3:11, 2nd)	Lasike 3 yd run (Samson kick)
UM	(9:50, 3rd)	Lynch 1 yd run (Elliott kick)
UM	(3:45, 3rd)	Cross 17 yd pass from Lynch (Elliott kick)
BYU	(11:35, 4th)	Samson 23 yd FG
BYU	(10:52, 4th)	Lasike 7 yd run (Samson kick)
BYU	(7:48, 4th)	Stout 19 yd INT return (Samson kick)
UM	(0:45, 4th)	Malone 5 yd pass from Lynch (Elliott kick)
BYU	(1st OT)	Samson 45 yd FG
UM	(1st OT)	Elliott 54 yd FG
UM	(2nd OT)	Proctor 11 yd pass from Lynch (Elliott kick)

TEAM STATISTICS

	BYU	UM
First Downs	22	24
Rushes-Yds.	42-77	51-174
Passing Yds.	348	306
Passes (C-A-I)	23-49-3	24-46-3
Fumbles-Lost	4-1	4-2
Penalties-Yds.	7-70	6-43
Punts-Avg.	9-46.9	6-38.8
Punt Returns-Yds.	0-0	6-42
KO Returns-Yds.	6-109	8-166
Time of Possession	29:13	30:47
Sacks By	1-7	2-22

INDIVIDUAL LEADERS

Rushing:	BYU-Brown 19-79-0, Lasike 7-11-2, Juergens 1-3-0, MEM-Hayes 22-49-0, Malone 2-41-0, Lynch 13-38-3, Craft 7-28-0.
Passing:	BYU-Stewart 23-48-3-348-3, MEM-Lynch 24-46-3-306-4.
Receiving:	BYU-Mathews 9-82-1, Juergens 4-87-1, Mahina 2-54-0, Houk 2-42-0, Leslie 1-23-1, MEM-Malone 6-75-2, Hayes 4-35-0, Frazier 4-31-0, Cross 3-69-1, Mayhue 2-23-0, Montiel 2-17-0, Proctor 2-14-1.
Interceptions:	BYU-Fua 1-37-0, Pikula 1-2-0, Stout 1-19-1, MEM-McCain 1-(-2)-0, Howard 1-2-0, Terry 1-0-0.

MEMPHIS	10
AUBURN	31
LEGION FIELD (71,594)	
DECEMBER 30, 2015	



BIRMINGHAM, Ala. – In front of a Birmingham Bowl-record crowd of 59,430, the Memphis Tigers overcame a 10-point first-half deficit, but Auburn scored all of the game’s 21 second-half points en route to a 31-10 win at Legion Field.

The historic record-breaking season for Memphis ended with a 9-4 overall record and the program’s second-straight bowl game appearance. During the season the team set single-season records with 522 points, 64 touchdowns, 6,331 offensive yards and 322 first downs.

The record-breaking season added two more notches to its belt when Memphis recorded its 95th third-down conversion of the season, breaking the previous record set in 2007 and ended with 101 for the season. The second record came in the middle of the third quarter when the Tigers eclipsed the team single-season passing yardage mark, previously set in 2007, and now stands at 3,995.

Paxton Lynch, who set then-single-season school records for touchdown passes, passing yards and 300-yard passing games, was 17-of-38 behind center for 104 yards. The rushing attack was paced by Doroland Dorceus, who ran 10 times for 39 yards. Jarvis Cooper had five rushes for 35 yards. Mose Frazier and Phil Mayhue each hauled in four receptions, with Frazier recording a team-high 47 yards.

Memphis forced three turnovers, two on Reggis Ball interceptions, and the third on an interception from Dontrell Nelson.

Auburn used trickery on its first drive of the game, converting a fake punt for a 37-yard pass to the Memphis 3-yard line. However, the defense tightened and did

not allow another positive yard, forcing the Tigers to a 20-yard field goal for a 3-0 lead.

On its second drive of the game, Auburn got a nine-yard rush from Kerryon Johnson to push Auburn’s advantage to 10-0 with just under two minutes remaining in the first quarter.

With 10:03 to play in the second quarter, Memphis kicker and Lou Groza Award finalist Jake Elliott booted a 53-yard field goal — tied for the third-longest in program history — and cut the Memphis deficit to seven at 10-3. Elliott’s 53-yard field goal set a Birmingham Bowl record for the longest field goal.

It was Elliott’s sixth career field goal of 52 yards or more, as he owns four of the five longest field goals in program history (the other is held by current New England Patriots kicker Stephen Gostkowski). Elliott’s kick also tied a school record for most field goals in a season (23), as he tied Joe Allison’s total from the 1992 season.

On Memphis’ next drive, Elliott was set to take sole possession of the field goal record, but his 34-yard attempt was blocked, keeping the Auburn advantage at 10-3 with 5:55 to play in the opening half.

After stopping Auburn on a third down near midfield, the visitors on the scoreboard attempted a fourth-down pass that was picked off by Ball for his second interception in the game. Ball returned this one 56 yards for his first collegiate touchdown and knotted the score at 10-all at halftime.

Memphis came out of the halftime break and drove 56 yards on 13 plays, moving the ball down to the Auburn 9-yard line before Lynch’s pass attempt was tipped and intercepted in the end zone.

Two possessions later, Auburn used eight plays to drive 44 yards and scored the go-ahead touchdown when quarterback Jeremy Johnson found Jason Smith out of the backfield. Smith evaded Memphis tacklers on his way to the end zone, giving Auburn a 17-10 lead near the end of the third quarter.

Auburn extended its advantage to 24-10 on the Tigers’ first play of the fourth quarter when Johnson found pay dirt from five yards out with 14:57 remaining in the contest. Following a 56-yard punt return after Memphis’ next possession, Auburn’s Javon Robinson scored his first touchdown of the game from four yards out, pushing Auburn’s lead to 21 at 31-10 with 12:57 to play.

SCORING SUMMARY

Memphis	0	10	0	0	—	10
Auburn	10	0	7	14	—	31
<i>Attendance: 59,430</i>						
AU	(8:35, 1st)	Carlson	20	yd	FG	
AU	(1:58, 1st)	Johnson	8	yd	run (Carlson kick)	
UM	(10:01, 2nd)	Elliott	53	yd	FG	
UM	(3:06, 2nd)	Ball	53	yd	interception return (Elliott kick)	
AU	(3:12, 3rd)	Smith	11	yd	pass from Johnson (Carlson kick)	
AU	(14:57, 4th)	Johnson	5	yd	run (Carlson kick)	
AU	(12:57, 4th)	Robinson	4	yd	run (Carlson kick)	

TEAM STATISTICS

	AU	UM
First Downs	23	13
Rushes-Yds.	56-252	31-99
Passing Yds.	150	106
Passes (C-A-I)	10-16-3	16-37-1
Fumbles-Lost	0-0	1-0
Penalties-Yds.	3-45	6-40
Punts-Avg.	3-39.7	6-47.2
Punt Returns-Yds.	6-94	0-0
KO Returns-Yds.	1-27	1-23
Time of Possession	24:17	25:43
Sacks By	2-14	0-0

INDIVIDUAL LEADERS

Rushing:	AU-Robinson 27-126-1, Barber 12-41-0, Thomas 5-29-0, J. Johnson 3-26-1, K. Johnson 6-24-1, Smith 1-6-0, White 1-0-0, Louis 1-0-0. UM-Dorceus 11- 48-0, Cooper 4-26-0, Craft 5-12-0, Henderson 2-10-0, Frazier 3-6-0, Lynch 5-(-1)-0, Cross 1-(-2)-0
Passing:	AU-White 8-13-102-0-2, Phillips 1-1-37-0-0, Johnson 1-1-11-1-0, Smith 0-1-0-0-1. UM-Lynch 16-37-106-0-1.
Receiving:	AU-Ray 2-50-0, Stevens 2-25 0, Davis 2-7-0, Johnson 1-37-0, Louis 1-17-0, Smith 1-11-1, Barber 1-3-0. UM - Frazier 4-47-0, Mayhue 4-26-0, Jones 3-16-0, Miller 3-10-0, Henderson 1-7-0, Cross 1-0-0
Interceptions:	AU-Matthews 1-6-0. UM-Ball, 2-65-1, Nelson 1-0-0

BOCA RATON BOWL • 2016

MEMPHIS 31
WESTERN KENTUCKY 51
 FAU STADIUM (30,000)
 DECEMBER 20, 2016



BOCA RATON, Fla. – Tigers redshirt junior Anthony Miller posted his eighth 100-yard receiving game of the 2016 campaign, but it wasn't enough as the University of Memphis football squad dropped a 51-31 decision to Western Kentucky in the Boca Raton Bowl.

The Boca Raton Bowl, which was played at FAU Stadium on Florida Atlantic University's campus, was Memphis' third-straight postseason trip. It is the second time in program history the Tigers played in three-consecutive bowl games, with the first stretch being from 2003-05.

Miller finished Tuesday's contest with 151 yards on 11 catches and three touchdowns. Miller's receptions (11), receiving yards (151) and touchdowns (3) all were Memphis bowl records. His 18 points scored tied another Memphis bowl mark. The three scores also were a career single-game best for Miller. The 100-yard receiving game was the 10th of his career, tying Miller with Duke Calhoun for the most 100-yard performances in program history.

The Memphis, Tenn., native wrapped up his season totals with 95 receptions for 1,434 yards and 14 touchdowns. He now holds the top spot on all three single-season receiving charts.

Quarterback Riley Ferguson, who left the game for a series late in the third quarter, returned and ended the game 25-of-43 passing for 372 yards and four touchdowns. Ferguson's 372 yards is a Tigers bowl record and his four touchdowns tied a school bowl mark.

Ferguson's 372-yard passing performance was his seventh 300-yard game of 2016. He wrapped up the season with 3,698 passing yards, the second-most for a season in program history.

The Tigers jumped out to an early 7-0 lead on their second drive of the game. Ferguson tossed a pass to Tony Pollard in the right flat, and Pollard took it in from 45 yards out for the score.

After a Western Kentucky touchdown tied the game at 7-all, Memphis regained the advantage at 10-7 on a Jake Elliott 33-yard field goal. The score capped a nine-play, 59-yard drive.

That, however, was Memphis' final lead of the contest. The Hilltoppers outscored the Tigers 34-7 over the next two-plus quarters to take a 41-17 advantage and put the contest out of reach.

The Tigers managed to cut the Western Kentucky lead to 13 points at 44-31 after two Ferguson-to-Miller touchdown connections. The first was a 10-yard score near the end of the third quarter, and the second was a beautiful 45-yard strike to the back of the end zone in the fourth period.

The Hilltoppers responded with a final touchdown with just over two minutes left to secure the bowl victory.



Freshman Tony Pollard caught four passes for 81 yards, including a 45-yard touchdown reception for the game's opening score. Pollard also returned three kicks for 75 yards.

SCORING SUMMARY

Memphis 10 7 7 7 — 31
 Western Kentucky 14 14 16 7 — 51
Attendance: 24,726

UM (10:43, 1st) Pollard 45 yd pass from Ferguson (Elliott kick)
 WKU (7:42, 1st) Donatell 4 yd pass from White (Simcox kick)
 UM (5:38, 1st) Elliott 33 yd FG
 WKU (1:47, 1st) Lamp 9 yd run (Simcox kick)
 WKU (11:59, 2nd) NORRIS 37 yd pass from White (Simcox kick)
 UM (9:00, 2nd) Miller 7 yd pass from Ferguson (Elliott kick)
 WKU (2:16, 2nd) Wales 2 yd run (Simcox kick)
 WKU (13:24, 3rd) Taylor 41 yd pass from White (Simcox kick)
 WKU (7:31, 3rd) Wales 3 yd run (Kick failed)
 UM (5:34, 3rd) Miller 10 yd pass from Ferguson (Elliott kick)
 WKU (3:34, 3rd) Simcox 21 yd FG
 UM (8:47, 4th) Miller 45 yd pass from Ferguson (Elliott kick)
 WKU (2:18, 4th) Wales 1 yd run (Simcox kick)

TEAM STATISTICS

	UM	WKU
First Downs	27	28
Rushes-Yds.	32-73	48-262
Passing Yds.	418	336
Passes (C-A-I)	27-49-1	20-30-1
Fumbles-Lost	0-0	0-0
Penalties-Yds.	5-53	8-84
Punts-Avg.	2-39.5	3-41.0
Punt Returns-Yds.	1-2	0-0
KO Returns-Yds.	4-90	2-47
Time of Possession	23:22	36:38
Sacks By	6-24	5-31

INDIVIDUAL LEADERS

Rushing: UM-Taylor 3-34-0, Dorceus 5-27-0, Henderson 9-13-0. WKU-Wales 35-253-3, Baker 2-9-0, Lamp 1-9-1.

Passing: UM-Ferguson 25-43-372-4-1, Stewart 1-5-28-0-0, Mayhue 1-1-18-0-0. WKU-White 20-30-336-3-1.

Receiving: UM-Miller 11-151-3, Pollard 4-81-1, Hurd 3-70-0, Mayhue 3-48-0, Montiel 2-34-0, Williams 2-23-0. WKU-Taylor 9-144-1, Wales 4-84-0, Norris 3-65-1, Jackson 2-26-0.

Interceptions: UM-Nelson 1-0-0. WKU-Brown 1-8-0.

IOWA STATE	21
MEMPHIS	20
LIBERTY BOWL (58,318)	
DECEMBER 30, 2017	



MEMPHIS, Tenn. – It wasn't the way Tiger Nation wanted it to end. However, the 2017 Liberty Bowl wrapped up an incredible season in University of Memphis football history.

The Tigers dropped a narrow 21-20 decision to Iowa State before a Liberty Bowl Memorial Stadium crowd of 57,266, the 10th-largest in the postseason classic's history and the third-largest since the stadium went through ADA renovations in 2009.

Riley Ferguson and Genard Avery, the Memphis Most Outstanding Offensive and Defensive Players, respectively, did their parts in helping the Tigers' cause Saturday.

Ferguson was 21-of-33 passing for 286 yards and two scores. Avery had five total tackles (four solo), two sacks (19 yards) and 2.5 TFL (28 yards). The two sacks were tied for the second-most in Liberty Bowl history, and Avery's sack yardage (19) and TFL yardage (28) were the fifth-most and second-most in the classic's history, respectively.

How It Happened

- Iowa State struck first just under two minutes into the game when Kyle Kempt hit Hakeem Butler on a 52-yard scoring strike for a 7-0 Cyclones lead.
- Seven minutes later, Memphis knotted the score at 7-all when Ferguson found Anthony Miller from 10 yards out.
- The Tigers' first score came off a short field after an Iowa State miscue on special teams gave Memphis the ball at the Cyclones 40-yard line.
- Memphis nearly came up with another big play late in the second quarter, but an interception in the end zone

was overturned. Eight plays later, the Cyclones scored on a Joel Lanning two-yard TD run for a 14-7 lead.

- The Tigers answered at the halftime buzzer with a Riley Patterson 34-yard FG to cut the Iowa State lead to 14-10.
- After halftime, Memphis grabbed its first lead of the contest when Ferguson connected with Phil Mayhue on a 36-yard scoring strike for a 17-10 lead 1:38 into the third quarter.
- With five minutes remaining in the third quarter, Memphis' Curtis Akins intercepted Kyle Kempt in the end zone and returned it out to the 20-yard line. However, the pick was negated by a roughing the passer penalty.
- Two plays later, Kempt's tipped pass attempt fell into Allen Lazard's hands in the back of the end zone for a 21-17 Iowa State lead.
- On the next possession, Memphis cut the Cyclones' lead to 21-20 on a second Patterson field goal, this time from 30 yards out.
- The fourth quarter had no scoring, but a frenetic finish. With time winding out in the final period, Daniel Montgomery appeared to cross the goal line to extend the Iowa State lead to 28-20. However, Montgomery fumbled before crossing the plane, giving the Tigers one final opportunity.
- The lost fumble was Iowa State's first of the year.
- Memphis started on its own 20-yard line with 4:06 left and drove to the Iowa State 40.
- However, on a 4th-and-10, the Tigers were unable to pick up the first down to extend the drive.

SCORING SUMMARY

Iowa State	7	7	7	0	—	21
Memphis	7	3	10	0	—	20
<i>Attendance: 57,266</i>						

ISU	(13:09, 1st)	Buter 52 yd pass from Kempt (Owens kick)
UM	(6:00, 1st)	Miller 10 yd pass from Ferguson (Patterson kick)
ISU	(4:28, 2nd)	Lanning 2 yd run (Owens kick)
UM	(0:00, 2nd)	Patterson 34 yd FG
UM	(11:59, 3rd)	Mayhue 36 yd pass from Ferguson (Patterson kick)
ISU	(4:28, 3rd)	Lazard 5 yd pass from Kempt (Owens kick)
UM	(2:16, 3rd)	Patterson 30 yd FG

TEAM STATISTICS

	ISU	UM
First Downs	22	17
Rushes-Yds.	42-32	26-53
Passing Yds.	314	286
Passes (C-A-I)	24-38-0	21-33-0
Fumbles-Lost	2-1	1-0
Penalties-Yds.	3-20	5-34
Punts-Avg.	4-44.0	4-37.0
Punt Returns-Yds.	0-0	2-11
KO Returns-Yds.	3-43	3-75
Time of Possession	37:49	22:11
Sacks By	6-24	3-29

INDIVIDUAL LEADERS

Rushing:	ISU-Montgomery 24-52-0, Lanning 6-20-1, Croney 2-8-0. MEM-Taylor 17-68-0, Pollard 1-8-0.
Passing:	ISU- Kempt 24-38-314-2-0. UM-Ferguson 21-33-286-2-0.
Receiving:	ISU-Lazard 10-142-1, Butler 5-11-1, Murdock 4-38-0. MEM-Mayhue 5-85-1, Miller 4-55-1, Pollard 2-35-0, Taylor 4-34-0.



Senior Anthony Miller reaches the ball across the goal line for a first-quarter TD. Miller finished with four catches for 55 yards and one TD in his final game for Memphis.

BIRMINGHAM BOWL • 2018

MEMPHIS	34
WAKE FOREST	37
LEGION FIELD (71,594)	
DECEMBER 22, 2018	



BIRMINGHAM, Ala. — University of Memphis' Tony Pollard piled up a Birmingham Bowl record 318 all-purpose yards (109 rushing/209 kick returns), but it wasn't enough as the Tigers dropped a 37-34 decision to Wake Forest Saturday.

Pollard rushed for 109 yards and added 209 kick return yards, including a 97-yard return for a touchdown. With the kick return for the score, Pollard tied the NCAA/FBS record with his seventh career kick return for a touchdown. He shares the NCAA/FBS mark with three others.

Patrick Taylor Jr. joined Pollard in rushing for more than 100 yards, gaining 110 yards on 30 carries. Pollard and Taylor each ran for one score on the ground, and Taylor's touchdown put the Tigers in front 34-30 with 1:15 left.

The Tigers' offense — playing without unanimous All-America running back Darrell Henderson — was unable to get on track most of the game. Memphis, which averaged over 530 yards of total offense entering the Birmingham Bowl, managed only 378 total yards Saturday, with 138 of those yards coming in the final period.

After a high-scoring first half, the defenses took over after halftime. The Demon Deacons managed just two third-quarter field goals for a 30-28 lead.

The fourth quarter remained quiet with Wake Forest clinging to a 30-28 lead until the final six minutes.

After a Demon Deacons' punt pinned Memphis deep, the Tigers took over on their 12-yard line with 5:51 left. Memphis put together an 88-yard drive that ended with a Taylor nine-yard touchdown run to give the Tigers a 34-30 lead. The Memphis two-point conversion failed, but the Tigers took 4:36 off the clock on the drive.

Wake Forest struck quickly on its next possession and moved to the Tigers' 1-yard line in 40 seconds. Demon Deacons' quarterback Jamie Newman hit pay dirt on the next play for a 37-34 lead with :34 left.

On the ensuing drive, Memphis moved deep into Wake Forest territory, but was unable to get the go-ahead or equalizing score.

The first half was loaded with fire-works on both sides.

The Demon Deacons began the high-scoring first half with a 10-play, 75-yard drive on the game's opening possession. A Newman to Sage Surratt nine-yard pass gave Wake Forest the 7-0 lead.

Memphis had two answers. The Tigers tied the score at 7-all when Pollard burst through the line for a 41-yard scoring scamper with 10:06 left in the first quarter.

After the Tigers defense forced a Wake Forest punt, Memphis took over at its 2-yard line. The Tigers moved down the field on a season-long 16-play drive that culminated in a one-yard touchdown pass from Brady White to Taylor. The drive was 98 yards, the Tigers' longest since a 99-yard drive at Ole Miss in 2016.

The Memphis defense then got in on the scoring when, on the Demon Deacons' next possession, Chris Claybrooks picked off a Newman pass and returned it 37 yards for the score and a 21-7 Memphis lead. It was the Tigers' first pick-six since the season opener when TJ Carter returned an interception for a touchdown.

Wake Forest cut the Memphis lead to 21-10 early in the second quarter, and on the ensuing kickoff, lightning struck for the Tigers special teams. Pollard, who had limited opportunities to return kicks this season due to opponents kicking away from him, took the ball at the Memphis 3-yard line and raced 97 yards for the touchdown and a 28-10 lead.

Wake Forest closed the first half with back-to-back touchdowns runs by Newman to cut the Memphis lead to 28-24 at the break.



Junior Tony Pollard tied the NCAA record with his seventh career kickoff return for a touchdown in the 2018 Birmingham Bowl.

SCORING SUMMARY

Memphis	14	14	0	6	—	34
Wake Forest	7	17	6	7	—	37
Attendance: 25,717						

WF	(12:28, 1st)	Surratt 9 yd pass from Newman (Sciba kick)
UM	(10:06, 1st)	Pollard 41 yd run (Patterson kick)
UM	(3:28, 1st)	Taylor Jr. 1 yd pass from White (Patterson kick)
UM	(14:49, 2nd)	Claybrooks 37 yd interception (Patterson kick)
WF	(11:16, 2nd)	Sciba 36 yd FG
UM	(11:04, 2nd)	Pollard 97 yd kick return (Patterson kick)
WF	(7:09, 2nd)	Newman 1 yd run (Sciba kick)
WF	(5:33, 2nd)	Newman 17 yd run (Sciba kick)
WF	(7:41, 3rd)	Sciba 49 yd FG
WF	(3:49, 3rd)	Sciba 39 yd FG
UM	(1:15, 4th)	Taylor Jr. 9 yd run (White interception)
WF	(:34, 4th)	Newman 1 yd run (Sciba kick)

TEAM STATISTICS

	UM	WF
First Downs	22	26
Rushes-Yds.	53-207	50-201
Passing Yds.	171	328
Passes (C-A-I)	15-29-1	22-40-1
Fumbles-Lost	0-0	0-0
Penalties-Yds.	3-20	7-50
Punts-Avg.	8-45.0	6-46.0
Punt Returns-Yds.	2-6	1-5
KO Returns-Yds.	7-215	0-0
Time of Possession	30:38	29:22
Sacks By	2-13	3-18

INDIVIDUAL LEADERS

Rushing:	UM-Taylor Jr. 30-110-1, Pollard 17-109-1, WF- Newman 23-91-3
Passing:	WF-Newman 22-40-328-1-1 UM-White 15-27-171-1-1
Receiving:	WF-Bachman 7-171-0, UM-Coxie 6-70-0, WF-Washington 2-53-0, UM-Magnifico 2-49-0
Interceptions:	UM-Claybrooks 1-37, WF- Kemp 1-2

15/15 MEMPHIS	39
12/11 PENN STATE	53
AT&T STADIUM (80,000)	
DECEMBER 28, 2019	



DALLAS, Texas – Memphis’ historic season has come to an end with a 53-39 setback to Penn State at the 84th Goodyear Cotton Bowl Classic Saturday afternoon. Memphis finishes the 2019 season with a 12-2 overall record, the most wins in school history.

The 2019 Cotton Bowl will go down as one of the most exciting Cotton Bowls all-time as numerous records were shattered between the two teams. Most importantly, kicker Riley Patterson individually rewrote Cotton Bowl and NCAA bowl records at AT&T Stadium.

Patterson made six field goals and converted on three PATs to score a school and Cotton Bowl record 21 points kicking. His 51-yard field goal was also a Cotton Bowl record and the six made field goals were the most made in NCAA bowl history.

He got the Tigers on the board first with a 48-yard attempt in the first quarter. Memphis’ defense forced Penn State to go three-and-out on the opening kickoff that preceded Patterson’s field goal.

The two teams exchanged scores on the next two drives before the Memphis defense posted back-to-back sacks, forcing Penn State to punt. Patrick Taylor Jr. recorded his fifth rushing touchdown of the season and 36th in his career during the scoring exchange.

Patterson’s second field goal of the quarter lifted Memphis to a 13-7 advantage with 2:55 on the clock.

Penn State rattled off 21 unanswered through the heart of the second quarter to shift momentum back in favor of the Nittany Lions. Memphis didn’t back down and strung together a 75-yard drive culminating in a Kenneth Gainwell rushing touchdown with 3:15 before the end of the first half.

Again, Penn State had an answer, but so did the Tigers.

Trailing 35-20 with possession of the final drive of the first half, Memphis drove the ball 49 yards down the field to put Patterson in position for his third field goal attempt of the half. He converted a 44-yard attempt to put the Tigers down by just 12, 35-23, at the intermission.

Momentum started to shift back in favor of the Tigers as Memphis cut the deficit to five, 35-30, with a six-play, 75-yard drive. During the drive, Brady White contributed with a pass, a reception, the first of his career, and his third rushing touchdown of the 2019 season.

Two plays later, linebacker Austin Hall recorded his second interception of the season to give Memphis the ball back. Memphis turned the Penn State turnover into three more points by way of Patterson’s fourth field goal of the game, making it a 35-33 game.

Trailing 38-36 with 38 seconds remaining in the third, momentum shifted back in favor of the Nittany Lions after a 15-yard pick six. Patterson’s sixth field goal of the contest pulled the Tigers back within a score, 45-39, with 12:01 remaining, but it proved to be the final time Memphis put a tally on the board.

SCORING SUMMARY

Memphis	13	10	13	3	—	39
Penn State	7	28	10	8	—	53
Attendance: 54,828; Weather: 72 degrees, indoors						
MEM	(1st)	Patterson	48 yd	field goal		
PSU	(1st)	Brown	32 yd	run (Pinegar kick)		
MEM	(1st)	Taylor Jr.	3 yd	run (Patterson kick)		
MEM	(1st)	Patterson	37 yd	field goal		
PSU	(2nd)	Cain	1 yd	run (Pinegar kick)		
PSU	(2nd)	Ford	2 yd	run (Pinegar kick)		
PSU	(2nd)	Brown	56 yd	run (Pinegar kick)		
MEM	(2nd)	Gainwell	1 yd	run (Patterson kick)		
PSU	(2nd)	Dotson	4 yd	pass from Clifford (Pinegar kick)		
MEM	(2nd)	Patterson	44 yd	field goal		
MEM	(3rd)	White	1 yd	run (Patterson kick)		
MEM	(3rd)	Patterson	51 yd	field goal		
PSU	(3rd)	Pinegar	45 yd	field goal		
MEM	(3rd)	Patterson	41 yd	field goal		
PSU	(3rd)	Taylor	15 yd	INT (Pinegar kick)		
MEM	(4th)	Patterson	42 yd	field goal		
PSU	(4th)	Cain	1 yd	run (Freiermuth pass)		

TEAM STATISTICS

	MEM	PSU
First Downs	27	25
Yards Rushing	63	396
Yards Passing	479	133
Total Yards	542	529
Total Offensive Plays	86	73
Passes (C-A)	33-53	11-20
Punts	3-99	3-136
Fumbles	2-0	0-0
No. of Interceptions	1	2
Penalties	8-45	2-15
3rd Down Conversions	7-16	7-13
Sacks By-Yards	4-11	6-44

INDIVIDUAL LEADERS

Rushing:	MEM-Taylor Jr. 8-50 PSU-Brown 16-202
Passing:	MEM-White 32-51-454 PSU-Clifford 11-20-133
Receiving:	MEM-Coxie 8-132 PSU-Hamler 2-46
Interceptions:	MEM-1 (Hall) PSU-2 (Taylor, Wilson)



Despite falling to the Nittany Lions, Memphis made program history with its first-ever appearance in a New Year’s Six Bowl Game. PK Riley Patterson set the NCAA Bowl record with six made field goals.

MONTGOMERY BOWL • 2020

MEMPHIS	25
FLORIDA ATLANTIC	10
CRAMTON BOWL (25,000)	
DECEMBER 23, 2020	



Montgomery, Ala. — The Tigers wrapped up the hectic 2020 schedule with a dominant victory in the 2020 Montgomery Bowl. The 25-10 victory earned head coach Ryan Silverfield his eighth win of the season, which gave him the best winning percentage for a Memphis head coach in his first year at the helm of the program (.727).

Memphis dominated the first half of the contest, as the defense pitched a shutout of the Owls, while the offense had consistent success against the FAU defense.

Riley Patterson started the scoring with a 53-yard field goal midway through the opening quarter. Patterson's successful attempt marked the longest made field goal in Cramton Bowl history. The stadium, built in 1922, has hosted collegiate and high school football across its 98-year history.

In his final game with the Tigers, quarterback Brady White pushed the Memphis lead to double digits, as he capped off an eight play, 52-yard drive with a five-yard touchdown pass to Javon Ivory with 2:26 remaining in the opening frame. Ivory set career highs with seven catches and 126 receiving yards.

Memphis maintained a 10-0 advantage until late in the first half. With 22 seconds on the clock, White connected with Joseph Dorceus on a two-yard touchdown pass. Dorceus, a defensive lineman, lined up at fullback and caught the touchdown pass on third-and-goal, while a successful two-point conversion put the Tigers in front 18-0 at halftime.

The Owls didn't go away quietly, as they struck for 10 straight points out of halftime. FAU got on the board just over two minutes into the third quarter on

a touchdown pass from Nick Tronti to TJ Chase, while only two minutes later, Memphis' lead shrunk to eight on a 27-yard field goal by Vladimir Rivas. Rivas' field goal ended up as the final points of the game for FAU.

White responded to FAU's consecutive scoring possessions, as he followed the Owls' field goal with a seven play, 75-yard drive. Ivory's game-long 51-yard reception on the drive set up the Tigers, who capped off the possession in the endzone. White's third touchdown pass of the day, this time to Calvin Austin III, put the Tigers up 25-10, the eventual final score, as neither side put up points in the fourth quarter.

Memphis snapped a five-game bowl losing streak with the 25-10 victory. White's 284 passing yards moved him into second place all-time in the American Athletic Conference career passing list behind only Temple's P.J. White (2013-16). White finished his Memphis career with 10,690 passing yards, a Tigers record, and ended with 90 touchdown passes, a conference and school record.

SCORING SUMMARY

Memphis	10	8	7	0	—	25
Florida Atlantic	0	0	10	0	—	10
Attendance: 2,979; Weather: 61 degrees, cloudy						

MEM	(1st)	Patterson 53 yd field goal
MEM	(1st)	Ivory 5 yd pass from White (Patterson kick)
MEM	(2nd)	Dorceus 2 yd pass from White (Patterson kick)
FAU	(3rd)	Chase 3 yd pass from Tronti (Rivas kick)
FAU	(3rd)	Rivas 27 yd field goal
MEM	(3rd)	Austin 7 yd pass from White (Patterson kick)

TEAM STATISTICS


	MEM	FAU
First Downs	24	19
Yards Rushing	185	139
Yards Passing	284	151
Total Yards	469	290
Total Offensive Plays	69	74
Passes (C-A)	22-34	19-35
Punts	2-84	5-209
Fumbles	0	0
No. of Interceptions	1	1
Penalties	5-41	2-20
3rd Down Conversions	9-13	8-18
Sacks By-Yards	2-16	0-0

INDIVIDUAL LEADERS

Rushing:	MEM-Martin 15-97 FAU- Charles 16-82
Passing:	MEM-White 22-34-284 FAU-Tronti 16-32-146
Receiving:	MEM-Ivory 7-126 FAU-Robinson 4-39
Interceptions:	MEM-1 (Pickens) FAU-1 (Gilbert)



Senior Riley Patterson opened scoring with a 53-yard field goal. The successful attempt set a record for longest made field goal in the 98-year history of the stadium.



The whispers that began at the start of October became reality when ESPN officials announced that the Tigers and the City of Memphis will host College Gameday Built by the Home Depot, college football's premier pre-game show, on Saturday, Nov. 2.

College GameDay airs Saturdays from 8-11 a.m. (CT) throughout the college football season. This weekend's show will be set on Beale Street. Information on parking, schedules and other additional news about GameDay will be announced as details are finalized.



"It is truly amazing and historic that ESPN's College GameDay is coming to Memphis to be an integral part of all of the positive energy at the UofM," said Laird Veatch, Director of Athletics. "I feel so fortunate being at this University and in this city at this time, with the tremendous amount of excitement surrounding Tiger Nation."

The University of Memphis is the 74th different school and the City of Memphis is the 88th city to host the show.



Kickoff for the Memphis-SMU game is set for the ABC Saturday Night football primetime slot at 6:30 p.m. (CT) Saturday at Liberty Bowl Memorial Stadium.

"This weekend is a celebration for all of Memphis," Veatch stated. "It is going to be remarkable. The University of Memphis is the prime time national telecast on ABC. No. 23 Memphis (7-1) vs. No. 14 SMU (8-0)... it doesn't get any better than this. Come be a part of one of the biggest days in Memphis Football history. Go Tigers!"



UNDEFEATED TEAMS

Three University of Memphis football teams have gone undefeated since the Tigers first took up the sport in 1912. The most recent Memphis team to go through a season without a defeat was the 1963 squad which ended the year 9-0-1.

Memphis began its football program in 1912 and compiled a 1-2-1 record under head coach Clyde Wilson. The Tigers, then known as West Tennessee State Normal School, played Memphis University School to a scoreless tie in the first football game played at Memphis on October 5. The Tiger football squad notched its first victory three weeks later on October 26 against Bolton Agricultural 13-0. They eventually lost the final two games of the season to Christian Brothers College and MUS.

The first undefeated team was coach Zach Curlin's 1929 squad which posted an 8-0-2 record, scoring 146 points and limiting the Tigers' 10 opponents to a mere 27 points. Memphis, which was captained by Slick Headen and Joe Koch, captured the Mississippi Valley Conference Championship with that undefeated season.

Coach Allyn McKeen fielded one of the nation's highest scoring teams in 1938, a season which saw the Tigers finish with a 10-0-0 record. Memphis scored 281 points during the year, while only yielding 41 points. The biggest margin of victory was a 68-0 thrashing of Cumberland College. The Tigers also defeated Arkansas A&M 50-0 later in the season. Roland McMackin captained the 1938 Tigers.

The 1963 Memphis football team had only a scoreless tie with Ole Miss between them and a perfect season. The Tigers finished with a 9-0-1 record under head coach Billy J. Murphy. Unlike the 1938 team, which was noted for its offense, this team made its mark as a defensive club. There were five shutouts, and the five remaining teams scored only 52 points. The Tigers, captained by Richard Saccoccia, rolled up 199 points.

The 1963 squad had wins over Southern Miss (28-7), Tulsa (28-15), North Texas State (21-0), West Texas State (29-14), Mississippi State (17-10), Louisville (25-0), South Carolina (9-0), Chattanooga (13-0) and Houston (29-6).

Senior fullback Dave Casinelli led the NCAA in rushing and scoring during the 1963 season. Casinelli rushed for 1,016 yards and scored 84 points. He is the only Tiger back to win the national rushing and scoring titles.



1963 UNDEFEATED TIGERS

Front row (l-r): John Fred Robilio, Dave Casinelli, Richard Saccoccia, John Cronin, Ed Weldon, Jim Addington, Bill Gidden. **Second row (l-r):** Dick Quast, Wiley Patterson, Don Scroggins, John W. Wright, Harry Schuh, John Evans, Wayne Easley, Chuck Brooks, Charles Owens. **Third row (l-r):** Melio Sulipeck, Walter Heitzenrater, Ray Farmer, Bob Finamore, Harry Day, Ron Higdon, Don McClard, Doug Woodlief. **Back row (l-r):** Jim Haynie, Pete Ingram, Bob Sherlag, Olie Cordill, Don Jones, Gene Ward, Herb Cummings, Charles Alexander.



1938 UNDEFEATED TIGERS

Front row (l-r): John Reeves, Chalmers Parr, Maurice Roach, Doug Mayo, Roland McMackin, Skeeter Ellis, Elmer Vaughn, Kimbrough Vaughn, Billy McComus. **Second row (l-r):** Bobby Davis, manager, Pop Calhoun, Hank Farino, Ed Palmer, Earl Whittington, James West, Jim Enoch, Bryan Robinson, Paul Hicks, John Michael. **Back row (l-r):** Bob Mathews, Murry Blurton, James Conlee, Billy Zarecor, Gordon Scoggins, Haggard Cherry, John Schwaiger, Bill McGinnis, Alton Gardner, J.T. Crawford.

UNDEFEATED TIGERS

YEAR	RECORD	HEAD COACH
1929	8-0-2	Zach Curlin
1938	10-0-0	Allyn McKeen
1963	9-0-1	Billy J. Murphy

ALL-TIME COACHES

CLYDE WILSON
1912-15
FOUR YEARS
9-12-1



YEAR	RECORD	PTS	OPP PTS
1912	1-2-1	13	15
1913	1-2-0	19	86
1914	3-5-0	65	102
1915	4-3-0	186	139

TOM SHEA
1916
ONE YEAR
2-3-1



YEAR	RECORD	PTS	OPP PTS
1916	2-3-1	152	90

JOHN CHILDERSON
1918
ONE YEAR
2-4-0



YEAR	RECORD	PTS	OPP PTS
1918	2-4-0	68	96

V.M. (BIG) CAMPBELL
1919, 1917
TWO YEARS
6-6-0



YEAR	RECORD	PTS	OPP PTS
1917	3-2-0	48	67
1919	3-4-0	91	66

ELMORE GEORGE
1920
ONE YEAR
0-5-0



YEAR	RECORD	PTS	OPP PTS
1920	0-5-0	7	143

ROLLIN WILSON
1921
ONE YEAR
4-5-1



YEAR	RECORD	PTS	OPP PTS
1921	4-5-1	86	206

LESTER BARNARD
1922-23
TWO YEARS
11-5-3



YEAR	RECORD	PTS	OPP PTS
1922	5-2-3	174	26
1923	6-3-0	77	55

ZACH CURLIN
1924-36
13 YEARS
43-60-14



YEAR	RECORD	PTS	OPP PTS
1924	1-7-1	40	239
1925	0-7-1	44	239
1926	1-8-0	39	171
1927	5-3-1	156	116
1928	5-3-2	157	120
1929	8-0-2	146	27
1930	6-3-1	162	92
1931	2-5-2	33	102
1932	4-5-0	61	54
1933	7-1-1	147	44
1934	3-3-2	75	63
1935	1-6-1	30	209
1936	0-9-0	13	282

ALLYN MCKEEN
1937-38
TWO YEARS
13-6-0



YEAR	RECORD	PTS	OPP PTS
1937	3-6-0	124	93
1938	10-0-0	281	41

C.G. HUMPHREYS
1939-41
THREE YEARS
14-16-0



YEAR	RECORD	PTS	OPP PTS
1939	3-8-0	85	159
1940	5-5-0	150	172
1941	6-3-0	172	76

CHARLIE JAMERSON
1942
ONE YEAR
2-7-0



YEAR	RECORD	PTS	OPP PTS
1942	2-7-0	87	255

RALPH HATLEY
1947-57
11 YEARS
59-43-5



YEAR	RECORD	PTS	OPP PTS
1947	6-2-1	238	60
1948	6-5-0	218	129
1949	9-1-0	385	73
1950	9-2-0	374	108
1951	5-3-0	206	93
1952	2-7-0	141	263
1953	6-4-0	135	140
1954	3-4-3	166	209
1955	2-7-0	94	218

1956	5-4-1	209	152
1957	6-4-0	195	111

BILLY J. MURPHY
1958-71
14 YEARS
91-44-1



YEAR	RECORD	PTS	OPP PTS
1958	4-5-0	142	144
1959	6-4-0	142	132
1960	8-2-0	303	85
1961	8-2-0	332	75
1962	8-1-0	261	67
1963	9-0-1	199	56
1964	5-4-0	173	103
1965	5-5-0	215	153
1966	7-2-0	121	96
1967	6-3-0	206	150
1968	6-4-0	258	170
1969	8-2-0	328	191
1970	6-4-0	227	184
1971	5-6-0	255	202

FRED PANCOAST
1972-74
THREE YEARS
20-12-1



YEAR	RECORD	PTS	OPP PTS
1972	5-5-1	265	254
1973	8-3-0	264	167
1974	7-4-0	225	148

RICHARD WILLIAMSON
1975-80
SIX YEARS
31-35-0



YEAR	RECORD	PTS	OPP PTS
1975	7-4-0	180	168
1976	7-4-0	241	182
1977	6-5-0	228	194
1978	4-7-0	200	297
1979	5-6-0	166	223
1980	2-9-0	115	255

REX DOCKERY
1981-83
THREE YEARS
8-24-1



YEAR	RECORD	PTS	OPP PTS
1981	1-10-0	82	209
1982	1-10-0	129	285
1983	6-4-1 **	274	205

** nation's second most improved team

ALL-TIME COACHES

REY DEMPSEY
1984-85
TWO YEARS
7-12-3



YEAR	RECORD	PTS	OPP PTS
1984	5-5-1	201	178
1985	2-7-2	180	243

CHARLIE BAILEY
1986-88
THREE YEARS
12-20-1



YEAR	RECORD	PTS	OPP PTS
1986	1-10-0	104	292
1987	5-5-1	220	210
1988	6-5-0	226	205

CHUCK STOBART
1989-94
SIX YEARS
29-36-1



YEAR	RECORD	PTS	OPP PTS
1989	2-9-0	174	338
1990	4-6-1	212	233
1991	5-6-0	228	229
1992	6-5-0	312	181
1993	6-5-0	268	215
1994	6-5-0	163	159

RIP SCHERER
1995-2000
SIX YEARS
22-44-0



YEAR	RECORD	PTS	OPP PTS
1995	3-8-0	150	240
1996	4-7-0	141	219
1997	4-7-0	218	243
1998	2-9-0	226	340
1999	5-6-0 *	232	182
2000	4-7-0	176	199

* nation's third most improved team

TOMMY WEST
2001-09
NINE YEARS
49-61-0



YEAR	RECORD	PTS	OPP PTS
2001	5-6-0	294	281
2002	3-9-0	303	327
2003	9-4-0 *	393	250
2004	8-4-0	430	375
2005	7-5-0	326	276
2006	2-10-0	281	365
2007	7-6-0 ^	380	419
2008	6-7-0	353	353
2009	2-10-0	262	418

* nation's third most improved team

^ tied for fourth most improved team

LARRY PORTER
2010-11
TWO YEARS
3-21-0



YEAR	RECORD	PTS	OPP PTS
2010	1-11-0	173	478
2011	2-10-0	195	421

JUSTIN FUENTE
2012-15
FOUR YEARS
26-24-0



YEAR	RECORD	PTS	OPP PTS
2012	4-8	293	363
2013	3-9	234	295
2014	10-3	471	253
2015	9-4	522	355

MIKE NORVELL
2016-19
FOUR YEARS
38-15-0



YEAR	RECORD	PTS	OPP PTS
2016	8-5	505	375
2017	10-3	592	422
2018	8-6	601	447
2019	12-1	527	317

RYAN SILVERFIELD
2019-PRESENT
ONE YEAR+
8-4



YEAR	RECORD	PTS	OPP PTS
2019	0-1 *	39	53
2020	8-3	341	307

* Named head coach prior to program's first-ever New Year's Six Bowl appearance

ALL-TIME RECORD: 509-524-33

TOTAL POINTS: 21,826

TOTAL OPP. POINTS: 20,653

COACHING RECORDS

COACH	RECORD	PCT.
Billy J. Murphy	91-44-1	.673
Ralph Hatley	59-43-5	.575
Tommy West	49-61-0	.445
Zach Curlin	43-60-14	.427
Mike Norvell	38-15-0	.716
Richard Williamson	31-35-0	.470
Chuck Stobart	29-36-1	.447
Justin Fuente	26-24-0	.520
Rip Scherer	22-44-0	.333
Fred Pancoast	20-12-1	.621
C.C. Humphreys	14-16-0	.467
Allyn McKeen	13-6-0	.684
Charlie Bailey	12-20-1	.379
Ryan Silverfield	8-4-0	.667
Lester Barnard	11-5-3	.658
Clyde Wilson	9-12-1	.432
Rex Dockery	8-24-1	.258
Rey Dempsey	7-12-3	.386
V.M. (Bic) Campbell	6-6-0	.500
Rollin Wilson	4-5-1	.450
Larry Porter	3-21-0	.125
Tom Shea	2-3-1	.417
John Childerson	2-4-0	.333
Charlie Jamerson	2-7-0	.222
Elmore George	0-5-0	.000

A

Lou Alford (MTSU), 1981-84
 Carl Angelo (Bowling Green), 1984-85
 Murray Armstrong (Tennessee), 1961-95

B

Chris Ball (Missouri Western), 2016-18
Charles Bankins (Charlotte), 2021-
 Tim Banks (Central Michigan), 2001-02
 Carl Battershell (Bowling Green), 1989-93
 Tim Billings (Southeastern Okla. St.), 2012-13
 Craig Boller (Iowa St.), 1978-79; 2002-06
 Ronnie Bradford (Colorado), 2011
 Charles Brewer (Memphis), 1957
Jim Bridge (Wittenberg), 2020-
 Kippy Brown (Memphis), 1978-80
 Mack Brown (Florida State), 1978
 Cullen Bryant (Colorado), 1990-93
 Oscar Buchanan (Ole Miss), 1953-55
 Wally Burnham (Samford), 1980
 Rusty Burns (Springfield College), 1996-99
 Charlie Butler (MTSU), 1980
 Keith Butler (Memphis), 1990-97

C

Nick Calcutta (Millersville), 1985
 Bobby Carlton (Miami), 1973-74
 Jack Carter (Memphis), 1966-71
 Garret Chachere (Tulane), 2007-08
 Hugh Chandler, 1914
Charles Clark (Mississippi), 2020-
 Tracy Clemmons (Memphis), 1973
 Kevin Clune (Cal State Fullerton), 2019
 John Cobb (Memphis), 1959-64; 1967-73
 Charlie Coe (Kansas State), 1997-2002
 Sam Congie (Indiana), 1966-68
 Pete Cordelli (North Carolina State), 1980-81
 Brad Cornelsen (Mo. Southern St.), 2012-15
 Dan Coughlin (Miami), 1988
 Larry Coyer (Marshall), 1986
 Joe Cullen (Massachusetts), 2001
 C.W. "Cul" Culpepper, 1915-16
 Pat Culpepper (Texas), 1974
 Jack Curtis (Evangel), 2009
 Sam Curtis (UT Martin), 2020-; FB Ops.

D

Joe D'Alessandris (Western Carolina), 1984-85
 Keith Daniels (Mississippi College), 1980
 Leo Davis (Bethel College), 1941-50
 Paul Davis (Mississippi), 1956-58
 Don Denning (Presbyterian), 1974-77;
 1979-80
 Hubert Dennison, 1914
 Darrell Dickey (Kansas State), 1986-89;
 2012-17
 Kenny Dillingham (Arizona State),
 2017-18
 Chuck Dicus (Arkansas), 1975-77
 Ken Donahue (Tennessee), 1952-56
 Charlie Donaldson (Henderson), 1975-78
 Richard Dorsey, 1935
 Mike DuBose (Alabama), 2010-11
 Joe Lee Dunn (Chattanooga), 1990-91;
 2003-06
 Hal Dyer (Florida State), 1973

E

Tim Edwards (Delta State), 2019
 Stan Eggen (Moorhead State), 1983

Frank Emanuel (Tennessee), 1972-73

F

Chris Faros (Missouri Western), 1981-83
 Rockey Felker (Mississippi State), 1981-82
 Randy Fichtner (Purdue), 1990-93; 2001-06
 John Flowers (Southern Illinois), 1985-
 2009; FB Ops.
 Kin Floyd (Delta State), 1974-79
 Bob Ford (Memphis), 1956
 James Fox (Alcorn State), 1983-94
 Roger French (Minnesota), 1956-65
 Adam Fuller (Sacred Heart), 2019

G

Buddy Gies (Lock Haven), 1986-87
David Giidden (Oklahoma State), 2020-
 Ronnie Gray (Mississippi State), 1979-80
 Roy Gregory (UT-Chattanooga), 1983
 Jimmy Grisham (Memphis), 1939-40
 Brent Guy (Oklahoma State), 2015

H

Keith Hackett (Tarkio), 1983-85
 Will Hall (North Alabama), 2018
 Curley Hallman (Texas A&M), 1977-78
 Harvey Hampton (Arkansas), 1981-82
Jordan Hankins (Marshall), 2021-
 Jerry Hardaway (Southern Illinois), 1976-77
 Clay Helton (Houston), 2000-09
 Tyson Helton (Houston), 2004-06
 Bob Henderson (Memphis), 1957
 Mike Hennigan (Tennessee Tech), 1984
 Paul Hicks (Memphis), 1947
 Darin Hinshaw (UCF), 2007-09
 Vince Hoch (Pfeiffer College), 1983
 Jim Hoggett (Memphis), 1961-71
 Jay Hopson (Ole Miss), 2010-11
 Palmer Hossler (Millersville), 1987-89
 Jim Hueber (South Dakota), 1983
 Hank Hughes (Springfield), 1998-2000
 C.C. Humphreys (Tennessee), 1938-39
 Ricky Hunley (Arizona), 2014-15
 Jeep Hunter (Catawba College), 2003-05
 Russ Huesman (UT-Chattanooga), 1998-2003

I

Lindy Infante (Florida), 1972-74
 Kenny Ingram (Arkansas St.), 2006-09
 Sedrick Irvin (Alabama), 2010

J

Bill Jasper (Tennessee), 1965-71
 Jimmy Jobe (Southern State), 1958
Kevin Johns (Dayton), 2019-
 David Johnson (Nicholls State), 2016-17
 James Joseph (Auburn), 2007-09
Anthony Jones (Chattanooga), 2018-
 Derek Jones (Ole Miss), 2007

K

Tim Keane (Arkansas State), 2002-06
 Ollie Keller (Memphis), 1970-71
 Bob Kellogg (Tulane), 1959
 Steve King (Memphis), 1979-80
 Jimmy Kiser (Furman), 2000
 Maurice Knight (Memphis), 1993-97
 Vic Koenning (Kansas State), 1991-96
 Rick Kravitz (Troy State), 2007
 Pete Kuharchek (Tampa), 1986-89
 Jeff Kupper (Texas), 2010-19; FB Ops.

L

Dan Lanning (William Jewell), 2016-17
 Jimmie Laycock (William & Mary), 1975-76
 Lamar Leachman (Tennessee), 1973
 Pete Lembo (Georgetown), 2019-20
 Desmond Lindsey (West Alabama), 2018
 David Lockwood (West Virginia), 1995-99
 Chip Long (North Alabama), 2016
 R.A. Long (Tennessee), 1952-53
 Joe Lorig (Western Oregon), 2016-18

M

Mike MacIntyre (Georgia Tech), 2020-
 Jerry Mack (Arkansas St.), 2011
 Ray Malavasi (Minnesota), 1958-60
 Rick Mallory (Washington), 2000-09
 Dave Magazu (Springfield College), 1997-98
 Fred Manuel (Oregon), 1984-89
 Jim Marshall (Tennessee-Martin), 1995-96
 John McDonell (Carroll College), 2010
 Kevin McGiven (Utah Valley State), 2010-11
 Allyn McKeen (Tennessee), 1929-34
 Lou McLelland (Memphis), 1955
 Mac McWhorter (Georgia), 1999
 Pat Meyer (Colorado State), 1998
 Blake Miller (LSU), 2011
 Ted Million (Duke), 1995
 Jon Mirilovich (Miami), 1981-82
 Pete Mitchell (Southern), 1970-75
 Ed Molinski (Tennessee), 1942
 Tom Morris (Mississippi State), 1956-65
 Shannon Morrison (Marshall), 2010-11
 Billy J. Murphy (Mississippi State), 1947-52

N

Dave Nusz (Maryland), 1973

O

Barry Odom (Missouri), 2012-14

P

John Palermo (Florida State), 1980-82
 J.W. Patrick (Mississippi State), 1961-64
 Bob Patterson (Memphis), 1961-62
 Tim Pendergast (Cortland State), 1997-99
 Jim Pletcher (Delaware), 1995-99
 Lytrel Pollard (Southern Miss), 2008-09
Kyle Pope (Jacksonville State), 2020-
 Eric Price (Weber State), 2010-11
 Brent Pry (Buffalo), 2007-09

R

Jim Ragland (Tennessee Tech), 1977-79
 Paul Randolph (UT-Martin), 2016-18
 Troy Reffett (UTEP), 2015
 Tommie Robinson (Troy State), 2006
 Tim Rose (Xavier), 1992-94
 Chris Rumph (South Carolina), 2003-05
 TJ Rushing (Arizona State), 2018-19
 Rusty Russell (Georgia), 1981-83

S

Brad Salem (Michigan State), 2021-
 Galen Scott (Illinois State), 2010-15
 Jimmy Sharpe (Alabama), 1983
 James Shibest (Arkansas), 2012-15
 Ryan Silverfield (Hampden-Sydney), 2016-19
 Dan Simrell (Toledo), 1990
 John Simon (Louisiana Tech), 2019-20
 Larry Smith (Memphis), 1950-56

ALL-TIME ASSISTANT COACHES

Charlie Stubbs (BYU), 1993-94
 Scott Symons (Lindenwood), 2018

T
 Jim Taubert (Michigan State), 1984-89
 John Thompson (Central Arkansas), 1999
 Tony Tokarz (Worcester State), 2018-19
 John Townsend (Wyoming), 1967-71
 Richard Trail (Arkansas), 1971-74
 Rick Trickett (Glenville State), 1986-88
 Tom Turchetta (Miami), 1986-89
 Bill Turnbow (Texas Tech), 1972-73

V
 Larry Van der Heyden (Iowa State), 1975-77
 Chris Vaughn (Murray State), 2012-13
 Vance Vice (Oklahoma State), 2012-

W
 Wilson Waites (Howard College), 1960-64
 Mike Wallace (Bowling Green), 1984-85
 Ryan Walters (Colorado), 2014
 Steve Walters (Arkansas), 1979
 Tim Walton (Ohio State), 2000-01, 2008
 Bert Watts (California), 2020
 Wayne Weedon (Memphis), 1990-97
 Tommy West (Tennessee), 2000
 Harold Wheeler (SW Missouri), 1979
 Rick Whitt (Catawba College), 2000-02
 Charles Whittemore (Georgia), 1972-74
 Don Wiggins (Clemson), 1984-85
 Holmon Wiggins (New Mexico), 2012-15
 Chip Wisdom (Georgia), 1981-83
 Sparky Woods (Carson Newman), 1995-96
 Marcus Woodson (Ole Miss), 2016-17
 John Wozniak (Knox College), 2009
 James Earl Wright (Memphis), 1965-69

Larry Wright (Memphis), 1963-66
 Lummy Wright (Memphis), 1976-79

Y
 Don Yanowsky (Toledo), 1989-94, 2010-11

HEAD COACHES

Below is a list of U of M assistant coaches who have gone on to become head coaches on the collegiate or NFL level.

Chris Ball	Northern Arizona
Mack Brown	Appalachian State
	Tulane
	North Carolina
	Texas
	North Carolina
Charlie Coe	Alabama State
Pete Cordelli	Kent State
Pat Culppepper	Northern Illinois
Paul Davis	Mississippi State
Don Denning	Delta State
Darrell Dickey	North Texas
Joe Lee Dunn	Ole Miss
Rockey Felker	Mississippi State
Roy Gregory	Austin Peay State
Curley Hallman	Southern Miss
	LSU
Mike Hennigan	Tennessee Tech
Jim "Red" Hoggatt	Southwestern La.
Jay Hopson	Alcorn State

HEAD COACHES

Russ Huesman	Southern Miss
C.C. Humphreys	UT-Chattanooga
Lindy Infante	Memphis State
Ollie Keller	NFL (Packers/Colts)
Vic Koenning	Northeast Louisiana
Jimmye Laycock	Wyoming
Ray Malavasi	William & Mary
Fred Manuel	NFL (LA Rams)
Jim Marshall	Lincoln (MO)
	Richmond
Allyn McKeen	UT-Martin
	Memphis
	Mississippi State
Horace McCool	Delta State
Mac McWhorter	Georgia Tech
Billy J. Murphy	Memphis State
John Palermo	Austin Peay State
Tim Pendergast	Hamilton, Cornell
Jim Ragland	Tennessee Tech
Jimmy Sharpe	Virginia Tech
Ryan Silverfield	Memphis
Dan Simrell	Findlay
Charlie Stubbs	Nicholls State
John Thompson	ECU
	Arkansas State
Mike Tomlin	NFL (Steelers)
Mike Wallace	Wilmington (OH)
Tommy West	Memphis
Richard Williamson	NFL (Buccaneers)
Sparky Woods	VMI



In 2018, Memphis' offensive line, led by current head coach Ryan Silverfield, was named a semifinalist for the Joe Moore Award. The Joe Moore Award is given to the top offensive line in the country.

TIGERS IN THE NFL DRAFT

YEAR	RD	PCK	NAME, POS.	TEAM	YEAR	RD	PCK	NAME, POS.	TEAM
2021	5	150	Kenneth Gainwell, RB	Philadelphia Eagles	4	104	Eric Harris, DB	Kansas City Chiefs	
2020	3	66	Antonio Gibson, RB	Washington Redskins	4	107	Eary Jones, DT	Los Angeles Rams	
	7	223	Chris Claybrooks, DB	Jacksonville Jaguars	6	143	Bob Jordan, OT	New York Giants	
	7	230	Dustin Woodard, OL	NE Patriots	1976	15	413	Jerry Dandridge, LB	Green Bay Packers
2019	3	70	Darrell Henderson, RB	Los Angeles Rams	16	449	Mike Fuhrman, TE	Baltimore Colts	
	4	128	Tony Pollard, RB	Dallas Cowboys	1975	9	224	Everett Taylor, DB	New York Jets
2018	2	51	Anthony Miller, WR	Chicago Bears	17	437	Carl Taylor, DE	Wash. Redskins	
	5	150	Genard Avery, LB	Cleveland Browns	1974	3	62	Clif Taylor, FB	Chicago Bears
2017	5	118	Jake Elliott, K	Cincinnati Bengals	1973	11	268	Jay Douglas, C	San Diego Chargers
2016	1	22	Paxton Lynch, QB	Denver Broncos	13	315	Stan Davis, WR	Philadelphia Eagles	
2015	5	145	Bobby McCain, CB	Miami Dolphins	1972	5	129	Charlie Babb, DB	Miami Dolphins
	7	227	Martin Ifedi, DE	St. Louis Rams	7	173	Ray Jamieson, FB	Oakland Raiders	
2014	7	256	Lonnie Ballentine, DB	Houston Texans	13	328	John Kirchner, TE	Detroit Lions	
2012	1	11	Dontari Poe, DT	Kansas City Chiefs	1971	12	301	James Heyden, DE	Cincinnati Bengals
2009	7	249	Clinton McDonald, DE	Cincinnati Bengals	14	359	David Vaughn, TE	Miami Dolphins	
2007	5	140	Brandon McDonald, DB	Cleveland Browns	17	440	John Bomer, C	Dallas Cowboys	
2006	1	27	DeAngelo Williams, RB	Carolina Panthers	1970	5	121	Danny Pierce, QB	Wash. Redskins
	4	118	Stephen Gostkowski, K	NE Patriots	5	123	Bob Parker, OG	Denver Broncos	
2004	7	212	Eric Taylor, DE	Pittsburgh Steelers	9	217	Preston Riley, WR	San Francisco 49ers	
2003	3	78	Wade Smith, OT	Miami Dolphins	10	240	Steve Jaggard, DB	Philadelphia Eagles	
	7	260	Travis Anglin, WR	Detroit Lions	16	409	Jerry Todd, DB	Denver Broncos	
2001	2	37	Idrees Bashir, DB	Indianapolis Colts	1969	17	432	Joe Rushing, LB	San Diego Chargers
	2	54	Michael Stone, DB	Arizona Cardinals	1968	5	137	Bubba Winkler, DE	Green Bay Packers
	4	123	Marcus Bell, NT	Arizona Cardinals	14	350	Herb Covington, FB	New Orleans Saints	
1998	3	87	Mike McKenzie, DB	Green Bay Packers	14	361	Chuck DeVliegher, DT	Buffalo Bills	
1997	5	151	Tony Williams, DT	Minnesota Vikings	15	400	Bob Baxter, FL	Cleveland Browns	
	6	200	Richard Hogans, LB	Chicago Bears	1966	5	Bob Sherlag, E	Buffalo Bills (A)	
	7	233	Marvin Thomas, DE	Chicago Bears	6	Bob Sherlag, E	Philadelphia Eagles		
1996	1	28	Jerome Woods, DB	Kansas City Chiefs	12	Harry Day, T	Houston Oilers (A)		
1995	4	109	Ken Irvin, DB	Buffalo Bills	15	Harry Day, T	Philadelphia Eagles		
1994	2	33	Isaac Bruce, WR	Los Angeles Rams	17	David Hathcock, DB	Green Bay Packers		
	5	154	Tony Semple, OT	Detroit Lions	1965	1	Harry Schuh, T	Oakland Raiders (A)	
	7	199	Steve Matthews, QB	Kansas City Chiefs	4	Doug Woodlief, LB	SD Chargers (A)		
1993	4	111	Russell Copeland, WR	Buffalo Bills	4	Olie Cordill, B	Houston Oilers (A)		
	8	188	Jeff Buffalo, P	Los Angeles Rams	5	Doug Woodlief, LB	Los Angeles Rams		
1991	5	126	Reginald Jones, DB	New Orleans Saints	11	Olie Cordill, B	Cleveland Browns		
	5	135	Jeff Fite, P	Green Bay Packers	1964	5	Chuck Brooks, E	St. Louis Cardinals	
	6	144	Eduardo Vega, OT	Phoenix Cardinals	13	Russ Vollmer, QB	Minnesota Vikings		
1990	5	132	Charles Wilson, WR	Green Bay Packers	14	Chuck Brooks, E	New York Jets (A)		
	8	195	Tory Epps, NG	Atlanta Falcons	17	John Evans, T	St. Louis Cardinals		
1989	7	184	Mike Nettles, DB	Seattle Seahawks	18	Bill Scott, G	New York Jets (A)		
	10	275	Greg Ross, DT	Miami Dolphins	23	John Evans, T	Buffalo Bills (A)		
	12	309	James Cribbs, DT	Detroit Lions	1963	4	John Griffin, B	Los Angeles Rams	
	12	328	Marlon Brown, LB	Cleveland Browns	8	John Griffin, B	Denver Broncos (A)		
1988	7	177	Tim Borcky, OT	Buffalo Bills	16	Dick Quast, G	Baltimore Colts		
	9	233	Scott Dill, OT	Phoenix Cardinals	16	Charlie Killett, B	New York Giants		
1987	3	60	David Brandon, LB	Buffalo Bills	27	Dick Quast, G	Buffalo Bills (A)		
1986	3	70	Jeff Walker, OT	San Diego Chargers	29	Charlie Killett, B	Buffalo Bills (A)		
	4	84	Tim Harris, LB	Green Bay Packers	1962	2	Bill Hudson, T	SD Chargers (A)	
	6	152	Gary Hunt, DB	Cincinnati Bengals	10	Fred Moore, T	Baltimore Colts		
	8	198	Trell Hooper, DB	Indianapolis Colts	15	Fred Moore, T	SD Chargers (A)		
1985	1	14	Derrick Burroughs, DB	Buffalo Bills	16	Dennis Biodrowski, E	Cleveland Browns		
	3	65	Tim Long, OT	Minnesota Vikings	18	Dennis Biodrowski, E	SD Chargers (A)		
	3	67	Donnie Elder, DB	New York Jets	1961	3	James Earl Wright, QB	Philadelphia Eagles	
	6	159	Jack Oliver, OT	New York Giants	12	Don Coffey, E	San Francisco 49ers		
	10	280	James Bowers, DB	Seattle Seahawks	14	James Earl Wright, QB	Boston Patriots (A)		
	11	286	Punkin Williams, RB	Tampa Bay Bucs	25	Don Coffey, E	LA Chargers (A)		
1984	1*	24	Derrick Crawford, WR	San Francisco 49ers	1958	25	Hal Devine, T	Philadelphia Eagles	
1983	2	56	Richard Williams, RB	Wash. Redskins	26	Robert Lyles, B	Chicago Bears		
1981	12	326	Keith Clark, DE	Buffalo Bills	1957	11	Andy Nelson, QB	Baltimore Colts	
1980	12	310	James Stewart, DB	Green Bay Packers	14	Bob Schmidt, B	Chicago Bears		
1979	2	36	Earnest Gray, WR	New York Giants	1956	22	Joe Billings, T	Chicago Bears	
	2	54	Eddie Hill, RB	Los Angeles Rams	1954	24	Will Renfro, E	Wash. Redskins	
	7	177	Judson Flint, DB	NE Patriots	1953	22	Wayne Wood, T	Chicago Bears	
1978	1	9	Keith Simpson, DB	Seattle Seahawks	1951	16	Bill Robertson, E	Los Angeles Rams	
	2	36	Keith Butler, LB	Seattle Seahawks					
	5	122	Keith Wright, WR	Cleveland Browns					
1977	1	24	Bob Rush, C	San Diego Chargers					
	3	80	Terdell Middleton, RB	St. Louis Cardinals					

* Supplemental Draft (A) = AFL Draft

TIGERS IN THE PROS

Listed below are the Memphis players who have been drafted into or are recognized by the NFL as officially on a team roster for at least one season. Other leagues included below are NFL-Europe and the CFL. Players in bold are active.

A

ACKERMAN, Rick, DT
San Diego Chargers, 1982-84
LA Raiders, 1985-87

ADAMS, Stanley, LB
Los Angeles Raiders, 1984

AKINS, Curtis, LB
Cincinnati Bengals, 2019
Buffalo Bills, 2019
Toronto Argonauts, 2020

AVERY, Genard, LB
Cleveland Browns, 2018-19
Philadelphia Eagles, 2019-

B

BABB, Charlie, DB
Miami Dolphins, 1972-79

BALL, Marcus, DB
Toronto Argonauts, 2012-13
New Orleans Saints, 2014
Carolina Panthers, 2016
San Francisco 49ers, 2016
Toronto Argonauts, 2017-18
Calgary Stampeders, 2019

BALLARD, Derrick, LB
Amsterdam Admirals (NFLFL), 2005-07

BALLENTINE, Lonnie, DB
Houston Texans, 2014-17

BARTO, Danton, LB
Memphis Mad Dogs, 1995

BASHIR, Idrees, DB
Indianapolis Colts, 2001-04
Carolina Panthers, 2005
Detroit Lions, 2007

BELL, Marcus, DT
Arizona Cardinals, 2001-03
Detroit Lions, 2004-06
New York Giants, 2007

BENTON, Keith, QB
British Columbia Lions, 1992
Memphis Mad Dogs, 1995

BIODROWSKI, Dennis, OT
Kansas City Chiefs, 1963-67

BLACK, Steven, WR
BC Lions, 2010-11

BLEVINS, Darrius, WR
St. Louis Rams, 2000

BOND, Al, OT
Washington Redskins, 2016

BORCKY, Dennis, DT
New York Giants, 1987

BRADY, Dale, DB
British Columbia Lions, 1968-69

BRAMLETT, John, LB
Denver Broncos, 1965-66
Miami Dolphins, 1967-68
New England Patriots, 1969-70
Atlanta Falcons, 1971

BRANDON, David, LB
San Diego Chargers, 1987-89, 1995
Cleveland Browns, 1991-93
Seattle Seahawks, 1993-94
Atlanta Falcons, 1996-1997

BROWN, Dante, RB

Pittsburgh Steelers, 2003-04
Buffalo Bills, 2004;
Seattle Seahawks, 2005

BROWN, Jada, DL
Hamilton Tiger-Cats, 2011

BROWN, Marlon, LB
British Columbia Lions, 1990

BROWN, Tony, DE
Miami Dolphins, 2003
San Francisco 49ers, 2004-05;
Amsterdam Admirals (NFLFL), 2006
Carolina Panthers, 2006
Tennessee Titans 2006-10

BRUCE, Isaac, WR
St. Louis Rams, 1994-2007
San Francisco 49ers, 2008

BRYANT, Charlie, DT
San Diego Chargers, 2011-12

BURROUGHS, Derrick, DB
Buffalo Bills, 1985-89

BUTLER, Keith, LB
Seattle Seahawks, 1978-87

C

CALHOUN, Duke, WR
New York Giants, 2010
Oakland Raiders, 2012

CESARE, Bill, DB
Tampa Bay Buccaneers, 1978-79, 81
Miami Dolphins, 1980
Detroit Lions, 1982

CLAYBROOKS, Chris, DB
Jacksonville Jaguars, 2020

COADY, Rich, TE/C
Chicago Bears, 1970-74

CODY, Mac, WR
Birmingham Barracudas, 1995
Montreal Alouettes, 1996-98
Arizona Cardinals, 1999-2000

COFFEY, Don, WR
Denver Broncos, 1963

COPELAND, Russell, WR
Buffalo Bills, 1993-96
Philadelphia Eagles, 1997-98
Green Bay Packers, 1998

CORDILL, Olie, P
San Diego Chargers, 1967
Atlanta Falcons, 1968
New Orleans Saints, 1969

CRAWFORD, Derrick, WR
San Francisco 49ers, 1986
Calgary Stampeders, 1990-93
Birmingham Barracudas, 1995

CRIBBS, James, DT
Detroit Lions, 1989

CROSS, Alan, TE
Tampa Bay Buccaneers, 2016-18

D

DAVIS, Akeem, DB
Washington Redskins, 2014
New Orleans Saints/
Indianapolis Colts, 2015
Kansas City Chiefs, 2016
Jacksonville Jaguars, 2016

DAVIS, Stan, WR
Philadelphia Eagles, 1973

DEVEY, Jordan, OT
New England Patriots, 2013-14
San Francisco 49ers, 2015
Kansas City Chiefs, 2016-18
Oakland/Las Vegas Raiders, 2019-20
Buffalo Bills, 2021-

DEVLIEGHER, Chuck, DT
Buffalo Bills, 1969

DILL, Scott, OT
Arizona Cardinals, 1988-89
Tampa Bay Buccaneers, 1990-95
Minnesota Vikings, 1996-97

DILL, Scottie, OT
Atlanta Falcons, 2020

DOUGLAS, Jay, OT
San Diego Chargers, 1973-74

DOUGLAS, Robert, FB
New York Giants, 2006-07
Houston Texans, 2006-07

DUNEK, Ken, TE
Philadelphia Eagles, 1980

E

ELDER, Donnie, DB
New York Jets, 1985
Pittsburgh Steelers, 1986
Detroit Lions, 1987
Tampa Bay Buccaneers, 1988-89
San Diego Chargers, 1990-91

ELLIOTT, Jake, K
Cincinnati Bengals, 2017
Philadelphia Eagles, 2017-

EPPS, Tory, NG
Atlanta Falcons, 1990-92
Chicago Bears, 1993-94
New Orleans Saints, 1995

F

FAIRS, Eric, LB
Houston Oilers, 1986-91
Atlanta Falcons, 1992

FARR, DajLeon, TE
Dallas Cowboys, 2010

FLETCHER, Billy, QB
Denver Broncos, 1966

FLINT, Judson, DB
Cleveland Browns, 1980-82
Buffalo Bills, 1983

FRAZIER, Mose, WR
Denver/San Francisco, 2016
Carolina Panthers, 2017-19

G

GAINWELL, Kenneth, RB
Philadelphia Eagles, 2021-

GIBSON, Antonio, RB
Washington Football Team, 2020-

GIBSON, Reuben, FB
Buffalo Bills, 1977

GOODWELL, Tim, LB
Green Bay Packers, 2006
Berlin Thunder (NFLFL), 2007
BC-Lions, 2007-08

GOSTKOWSKI, Stephen, K
New England Patriots, 2006-19

GRAY, Earnest, WR
New York Giants, 1978-84
St. Louis Cardinals, 1985

GRIFFIN, John, DB
Los Angeles Rams, 1963
Denver Broncos, 1964-66
British Columbia Lions, 1967-68

H

HENDERSON, Darrell, RB
Los Angeles Rams, 2019-

HARRIS, Eric, DB
Toronto Argonauts, 1977-79
Kansas City Chiefs, 1980-82
Los Angeles Rams, 1983-85

HARRIS, Tim, LB

Green Bay Packers, 1986-90
San Francisco 49ers, 1991-92, 1994-95
Philadelphia Eagles, 1993

HATHCOCK, Dave, DB

Green Bay Packers, 1966
New York Giants, 1967

HEARD, Kellen, DT

Buffalo Bills, 2011
St. Louis Rams 2012
Indianapolis Colts 2012

HICKS, Artis, OT

Philadelphia Eagles, 2002-05
Minnesota Vikings, 2006-09
Washington Redskins, 2010
Cleveland Browns, 2011
Miami Dolphins, 2012

HILL, Eddie, RB

Los Angeles Rams, 1979-80
Miami Dolphins, 1981-84

HOGANS, Richard, LB

Chicago Bears, 1997
Rhein Fire, 1999
San Diego Chargers, 2000

HOLLIDAY, Marcus, RB

St. Louis Rams, 1996

HOOVER, Trell, DB

Miami Dolphins, 1987

HOWARD, Reggie, DB

New Orleans Saints, 2000
Carolina Panthers, 2000-03, 2006
Miami Dolphins, 2004-05

HUDSON, Bill, DT

San Diego Chargers, 1962
Buffalo Bills, 1963-68

HUDSON, Tanner

Tampa Bay Buccaneers, 2021-

HUFF, Bryce, DE

New York Jets, 2020-

HUNT, Gary, DB

Cincinnati Bengals, 1987

IFEDI, Martin, DE

Tampa Bay/Atlanta, 2016
Atlanta Falcons, 2017

IRVIN, Ken, DB

Buffalo Bills, 1995-2001
New Orleans Saints, 2002
Minnesota Vikings, 2003-05

JACKSON, Enis, WR

Cleveland Browns, 1987
Edmonton Eskimos, 1988-92
Toronto Argonauts, 1993

JONES, Reginald, DB

New Orleans Saints, 1991-94
Cleveland Browns, 1994

JONES, Tevin, WR

Houston Texas, 2016
Pittsburgh Steelers, 2017-19
Dallas Cowboys, 2019-20
Jacksonville Jaguars, 2021-

KELLEY, Chris, WR

Edmonton Eskimos (CFL), 2005

KILLET, Charlie, DB

New York Giants, 1963

LEARY, Ronald, OL

Dallas Cowboys, 2012-16
Denver Broncos, 2017-19

LOGAN, James, LB

Seattle Seahawks, 1995-2000

LONG, Tim, OT

San Francisco 49ers, 1987

LOVELADY, Edwin, WR

New York Giants, 1987

LYNCH, Paxton, QB

Denver Broncos, 2015-17
Seattle Seahawks, 2019
Pittsburgh Steelers, 2019-20

M

MACK, Ryan, OT

Dallas Cowboys, 2016

MAJOR, Doran, DB

Toronto Argonauts, 1988-91

MARTIN, John "Tweet," RB

Memphis Mad Dogs, 1995

MATTHEWS, Steve, QB

Kansas City Chiefs, 1993-95
Scottish Claymores, 1996
Jacksonville Jaguars, 1997
Tennessee Titans, 1998

MAULET, Arthur, CB

New Orleans Saints, 2017-18
Indianapolis Colts, 2018
New York Jets, 2019-20
Pittsburgh Steelers, 2021-

McCAIN, Bobby, CB

Miami Dolphins, 2014-20
Washington Football Team, 2021-

MCDONALD, Brandon, DB

Cleveland Browns, 2007-09
Arizona Cardinals, 2010
Detroit Lions, 2010-11
Tampa Bay Buccaneers, 2012
Calgary Stampeders, 2014
Ottawa Redblacks, 2014-15
Saskatchewan, 2016

MCDONALD, Clinton, DL

Cincinnati Bengals, 2009-10
Seattle Seahawks, 2011-13
Tampa Bay Buccaneers, 2014-17
Denver Broncos, 2018
Oakland Raiders, 2018

MCKENZIE, Mike, DB

Green Bay Packers, 1999-04
New Orleans Saints, 2004-09

MCLELLAND, Lou, WR

Toronto Argonauts, 1952

MCMANIS, Wynton, LB

San Francisco 49ers, 2016
Calgary Stampeders, 2017-20
New Orleans Saints, 2020-

MIDDLETON, Terdell, RB

Green Bay Packers, 1977-81
Tampa Bay Buccaneers, 1982-83

MILLER, Anthony, WR

Chicago Bears, 2018-20
Houston Texans, 2021-

MOORE, Fred, DT

San Diego Chargers, 1964-66

N

NELSON, Andy, DB

Baltimore Colts, 1957-63
New York Giants, 1964

NELSON, Darrell, TE

Pittsburgh Steelers, 1984-85

NELSON, Eric, DB

Memphis Mad Dogs, 1995

O

OLIVER, Jack, OG

Chicago Bears, 1987

P

PARKER, Anthony, FB

British Columbia Lions, 1986-89
Calgary Stampeders, 1990

PATTERSON, Riley, PK

Minnesota Vikings, 2021-

PERKINS, Nico, DB

British Columbia Lions, 1990

PIERCE, Danny, QB

Washington Redskins, 1970

POE, Dontari, DT

Kansas City Chiefs, 2012-17
Carolina Panthers, 2018-19
Dallas Cowboys, 2020

POLLARD, Tony, RB

Dallas Cowboys, 2019-

R

REDDEN, Terry, DT

Hamilton Tiger-Cats, 2016

RENFO, Will, LB

Washington Redskins, 1957-59
Pittsburgh Steelers, 1960
Philadelphia Eagles, 1961

RILEY, Preston, WR

San Francisco 49ers, 1970-72
New Orleans Saints, 1973

ROGERS JR., Glenn, DB

Tampa Bay Buccaneers, 1991
Edmonton Eskimos, 1992-98
Montreal Allouettes, 1999

RUSH, Bob, C

San Diego Chargers, 1977-82
Kansas City Chiefs, 1983-85

S

SAWYER, Jeff, DE

Las Vegas, 1994
San Antonio, 1995

SCHUH, Harry, OT

Oakland Raiders, 1965-70
Los Angeles Rams, 1971-73
Green Bay Packers, 1974

SCOTT, Bill, OT

Toronto Argonauts, 1966

SEMPLE, Tony, OT

Detroit Lions, 1995-2002

SHERLAG, Bob, WR

Atlanta Falcons, 1966

SIMPSON, Keith, DB

Seattle Seahawks, 1978-85

SMITH, Wade, OT

Miami Dolphins, 2003-06
New York Jets, 2006-07
Kansas City Chiefs 2008-09
Houston Texans, 2010-13
Philadelphia Eagles, 2014

STEELE, Curtis, RB

Baltimore Ravens, 2010-11
Toronto Argonauts, 2013-15
Saskatchewan Roughriders, 2016

STEEPLES, Robert, CB

Minnesota Vikings, 2013

STONE, Michael, DB

Arizona Cardinals, 2001-04
New England Patriots, 2005
Houston Texans; 2006
NY Giants, 2007

STRICKLAND, David, OG

Denver Broncos, 1960

T

TAYLOR, Clif, FB

TIGERS IN THE PROS

Chicago Bears, 1974-75
Green Bay Packers, 1976

TAYLOR, Ed, DB
New York Jets, 1975-79
Miami Dolphins, 1979-82

TAYLOR, Eric, DE
Pittsburgh Steelers, 2004
Minnesota Vikings, 2005
Seattle Seahawks, 2006
Tennessee Titans, 2008
Edmonton Eskimos, 2008-09
Toronto Argonauts, 2010
BC Lions, 2011-14
Calgary Stampeders, 2015

TAYLOR JR., Patrick, RB
Green Bay Packers, 2020-

THOMAS, Marvin, DE
Detroit Lions, 1998
Barcelona Dragons, 1999
British Columbia Lions, 1999-00

THOMPSON, James, WR
New York Giants, 1978

TROTTER, Frank, DE
Philadelphia Eagles, 2012

W

WALKER, Jeff, OT
San Diego Chargers, 1986
New Orleans Saints, 1988-89

WEST, Marcus, DT
Amsterdam Admirals (NFLFL), 2007

WILLIAMS, DeAngelo, RB
Carolina Panthers, 2006-14
Pittsburgh Steelers, 2015-16

WILLIAMS, Richard, RB
Atlanta Falcons, 1983
Houston Oilers, 1984

WILLIAMS, Tony, NG
Minnesota Vikings, 1997-00
Cincinnati Bengals, 2001-04
Jacksonville Jaguars, 2005-06

WILSON, Charles, WR
Green Bay Packers, 1990-91
Tampa Bay Buccaneers, 1992-94
New York Jets, 1995

WIMPRINE, Danny, QB
Calgary Stampeders, 2005

WINKLER, Bubba, C
Green Bay Packers, 1968-69

WOMACK, Jeff, RB
Minnesota Vikings, 1987

WOODARD, Dustin, OL
New England Patriots, 2020s

WOODLIEF, Doug, LB
Los Angeles Rams, 1965-69

WOODS, Jerome, DB
Kansas City Chiefs, 1996-05

WRIGHT, James Earl, QB
Denver Broncos, 1964

WRIGHT, Keith, WR
Cleveland Browns, 1978-80

TIGERS IN THE SUPER BOWL

I	David Hathcock (Green Bay Packers, 1967)
II	Harry Schuh (Oakland Raiders, 1968)
VII	Charlie Babb (Miami Dolphins, 1973)
VIII	Charlie Babb (Miami Dolphins, 1974)
XIV	Eddie Hill (Los Angeles Rams, 1980)
XV	Ken Dunek (Philadelphia Eagles, 1981)
XVIII	Rick Ackerman/St Stanley Adams (Oakland Raiders, 1984)
XIX	Eddie Hill (Miami Dolphins, 1985)
XXVIII	Russell Copeland (Buffalo Bills, 1994)
XXIX	Tim Harris (San Francisco 49ers, 1995)
XXXIV	Isaac Bruce/Darius Blevins (St. Louis Rams, 2000)
XXXVIII	Reggie Howard (Carolina Panthers, 2004)
XXXIX	Artis Hicks (Philadelphia Eagles, 2005)
XLII	Stephen Gostkowski (New England Patriots, 2008) Robert Douglas (New York Giants, 2008)
XLIV	Mike McKenzie (New Orleans Saints, 2010)
XLVI	Stephen Gostkowski (New England Patriots, 2012)
XLVIII	Clinton McDonald (Seattle Seahawks, 2014)
XLIX	Stephen Gostkowski (New England Patriots, 2015) Jordan Devey (New England Patriots, 2015)
LI	Stephen Gostkowski (New England Patriots, 2017) Martin Imedi (Atlanta Falcons, 2017)
LII	Jake Elliott (Philadelphia Eagles, 2018) Stephen Gostkowski (New England Patriots, 2018)
LIII	Stephen Gostkowski (New England Patriots, 2019)

Babb, Ackerman, Elliott, Hathcock, Harris, Adams, Blevins, Bruce, Douglas, McKenzie, McDonald, Gostkowski & Devey all earned Super Bowl championship rings.



Following a record-setting career at the University of Memphis, Stephen Gostkowski has gone on to a stellar NFL career. The New England Patriot's all-time leading scorer, Gostkowski has played a part in three Super Bowl wins and been named to the Pro Bowl four times.

A

Rick Ackerman (1978-80)
 Brandt Ackley (1994-95)
 Henry Acosta (1942)
 Connor Adair (2018-20)
 Dejarrius Adams (2010-14)
 Floyd Adams (1941)
 Stanley Adams (1978-81)
 Trey Adams (2005)
 James Addington (1961-63)
 Richard Adragna (1959-62)
 Joe Albright (1929)
 Curtis Akins (2015-18)
 Charles Alexander (1961-62)
 Nathan Alexander (1988)
Brackston Alford (2020-)
 Kewan Alfred (2013)
 Arthur Allen (1940)
 Bridger Bailey Allen (1913)
 Calvin Allen (1947-50)
 Charles Allen (1990-91)
 Chris Allen (2012-13)
Jaylon Allen (2019-)
 Jesse Allen (1993-96)
 John Allen (1968-70)
 Lazarus Allen (2020)
 Ray Allen (1923)
 Stephone Allen (2012)
 Joe Allison (1990-93)
 Mark Allison (1974-77)
 Fred Almon (1967-69)
 -Anderson (1913)
 Darrell Anderson (1975)
 Eric Anderson (2001-02)
 Mike Anderson (1993-94)
 Mike Anderson (1989)
 Ross Anderson (2018)
 Qadry Anderson (1995-96)
 Van Anderson (1973-74)
 Walter Andrews (2006)
 Travis Anglin (1999-02)
 A.J. Antonescu (2011-12)
 Michael Antonescu (2008-11)
 Ken Apple (1967-69)
 Fred Archie (1993)
 Brencé Armstrong (1995)
 Jimmy Armstrong (1956-57)
 Mike Armstrong (1961)
 Wayne Armstrong (1957-59)
 Andre Arnold (1998-00)
 Gerard Arnold (1997-99)
 William Arnold (1987-88, 1990)
 Noah Arrindell (2018)
 Rob Arthur (1986-87)
 LaMarvin Ashley (2012)
 Duke Atkins (1984-87)
 Nehemiah Augustus (2017-20)
 Bill Austin (1976-77)
 Jason Austin (1999-01)
Calvin Austin III (2018-)
 Clyde Avant (1980-83)
 Bobby Avery (1989-90, 1992)
 Genard Avery (2014-17)
 Maurice Avery (2002-05)
 Harry Aycock (1914-15)
 Ron Ayo (1969)

B

Charlie Babb (1969-71)

Don Baer (1942)
 Rashad Bailey (1996-99)
 Cam Baker (2008-11)
 Carlton Baker (2004-05)
 Earl Baker (1949-50)
 Ernie Baldwin (1923)
 Ken Balkunas (1981-84)
 Ernest Ball (1915)
 Marcus Ball (2009-10)
 Reggis Ball (2012-15)
 Derrick Ballard (2000-03)
 Lonnie Ballentine (2010-13)
 Bob Bannister (1947-49)
 Jerry Barber (1951-53)
 Billy Barefield (2005-06)
 Fred Barham (1941-42)
 Kenneth Barker (1940-41)
 Wesley Barker (1948-49)
 Miguel Barnes (2006-07)
 Ray Barnes (1964-66)
 Brian Barnett (1992-95)
 Chris Barnett (2005)
 Freddie Barnett (2007-08)
 John Barnhill (1922-23)
 Danton Barto (1990-93)
 Idrees Bashir (1998-00)
 Tyler Bass (2008-09)
 Tommy Bateman (1977)
 Mike Bates (1977)
 Khiry Battle (2010-11)
 Charlie Baugh (1971)
 Bob Baxter (1965-67)
 Jeff Bazemore (1995-98)
 Harold Beane (1983-86)
 Bill Beard (1964-65)
 Buddy Beasley (1948)
 Jimmie Beasley (1993-94)
 Nathan Beason (1983-86)
 Eric Becton (1981, 1983-85)
 Bill Bedgood (1955-57)
 Matt Beiriger (1995-96)
 Philip Beliles (2005-08)
 Derek Bell (1977-79)
 Elijah Bell (2001-02)
 Jerry Bell (1959-62)
 Marcus Bell (1997-00)
 Tony Bell (2007-08)
 - Bell (1913)
 Page Belongy (1982-85)
 Reid Bennett (1985-88)
 Rusty Bennett (1977-80)
 Mark Benskin (1971-73)
 Arron Bentley (2003, 2005-06)
 Keith Benton (1990-91)
 David Berrong (1967-69)
 Steve Berrong (1975-76)
 Bob Berry (1912, 1915-16, 1919)
 Frank Berry (1949-50, 1952)
 Rob Bertling (1993-94)
 Chris Bertucci (2011-12)
 Tyrone Betters (1985-88)
 Kevin Betts (1978-79)
 Joe Bianco (1951, 1954)
 Jared Bidne (2002)
 Joe Billings (1952-53)
 Sam Billings (2012, 2014)
 Greg Billingslea (2002-03, 2005)
 Dennis Biodrowski (1959-62)

Blaine Bishop (2019-20)
 Drew Bishop (2013-16)
 Hunter Bishop (1941)
 Jerry Bishop (1965-67)
 Harry Bissinger (1973-76)
 Clay Bittner (1983-84)
 Steven Black (2007-08)
 Bob Blackmon (1974-77)
 Frank Blackwell (1967-69)
Sanchez Blake Jr. (2018-)
 Dwight Blalock (1981-84)
 Keith Bland (1987-90)
 Darrius Blevins (1995, 1997-98)
 Al Bloodworth (1995)
 Steve Blume (1974-75)
 Murray Blurton (1938)
 Michael Boatmen (1997-99)
 Chuck Boler (1987, 1989-90)
 Larry Bolton (1989-92)
 John Bomer (1968-70)
 Al Bond (2011-14)
 Jeremiah Bonds (2000-01)
 Dan Bonner (1992-95)
 Heath Bookout (1991)
 David Booth (1981-84)
 Dennis Borcky (1983-86)
 Tim Borcky (1985-87)
 Tim Boren (1970-71)
 Joe Borich (1994-95)
 Pete Boris (1972)
 Stanley Borsa (1929)
 Leon Bosby (1989-92)
 Mooney Boswell (1933)
 Gary Bouldin (1989-92)
 Mark Bowen (1985-87)
 Winston Bowens (2007-10)
 Chip Bowers (1982-84)
 Keith Bowden (1977-79)
 John Bowers (1979-82)
 Marquis Bowling (1995-98)
 Glenn Boyd (1983-84)
 Harry Boyd (1942)
 Michael Boyle (1912)
 Taylor Bradford (2007)
 Dennis Bradshaw (1979)
 Dale Brady (1965-67)
 Latarius Brady (2013-16)
 Preston Brady (2018-20)
 Ken Bragg (1970)
 Bill Bramin (1951-52)
 Andy Bramlett (1983-84)
 Don Bramlett (1983-84)
 John Bramlett (1959-62)
 David Brandon (1983-86)
 Tom Branner (1985-86)
 Nigel Brannon (2019-20)
 Rod Branscomb (1993)
 Lacy Branson (1915-16)
 Chief Brasher (1923)
 Keenan Bratcher (2007-10)
 Charles Brewer (1950-51)
 Sam Brewer (2003-06)
 Keith Brigham (2018-19)
 Brad Britt (1999-00)
 Eli Broglio (1942)
 Bobby Brooks (1954-56)
 Charles Brooks (1957)
 Chuck Brooks (1961-64)
 David Brooks (1992)
 Hunter Brooks (2012)
 John Broussard Jr. (2019-20)
 Anthony Brown (2012-13)
 Braylon Brown (2018-19)
 Charles Brown (1948)
 Dante Brown (2001-02)
 David Brown (1964)
 Gerald Brown (1981)
 Jada Brown (2006-09)
 Jason Brown (2000-02)
Keilon Brown (2020-)
Keith Brown Jr. (2018-)
 Ken Brown (1983-85)
 Kippy Brown (1975-77)
 Leon Brown (1987)
 Marlon Brown (1985, 1987-88)
 Ray Brown (1981)
 Rod Brown (1990-93)
 Tony Brown (1999-02)
 Vincent Brown (2002)
 Dennis Brozak (1965, 1967)
 Isaac Bruce (1992-93)
 Art Brumit (1966-67)
 Bill Brundzo (1965-67)
 Jeff Bruner (1969-71)
 Joe Bruner (1973)
 Paul Bruno (1952-53)
 Charlie Bryant (2007-10)
 John Michael Bryant (2008)
 Joey Bryant (2019)
 Shakorr Bryant (2001-02)
 Clifton Bryson (1941)
 Herb Buckner (1956-57)
 Jeff Buffaloe (1991-92)
 Nick Buoni (1956-59)
 Ross Burcham (2016-17)
 Guy Burkhalter (1942)
 Bill Burkett (1949-50)
 Willie Burnett (1951-52)
 Jeran Burns (1996-98)
 Jerry Burns (1939-40)
 Derrick Burroughs (1980-81, 83-84)
 Gerald Bush (1954-55)
 John Bush (1989-92)
 Blake Butler (2003-06)
 John Butler (1986-89)
 Keith Butler (1974-77)
 Lee Butler (1987-88)
 Zacky Butler (1974-76)
 Will Butts (2008)
 Jeff Bynum (1991)
 Daniel Byram (2004)
 Larry Byrd (1968-70)
 Wayne Byrd (1971)
 Patrick Byrne (2003-06)

C

Steve Cacciola (1974-76)
 Leo Cage (1977-79)
 Bob Cain (1947-49)
 Tamir Caldwell Jr. (2018-20)
 Duke Calhoun (2006-09)
 Melvin "Pop" Calhoun (1938-40)
 Dominic Calloway (1990-93)
 Jeff Cameron (2000-02)

ALL-TIME LETTERWINNERS

Jim Cande (1997-99)
 Carl Cannon (1928)
 Michael Joe Cannon (1981-82)
 Sid Cantwell (1913)
 Chuck Carkhuff (1981-82)
 Tommy Carlsen (1971-73)
 Bevin Carpenter (1985-87)
 Chancy Carr (1994-97)
 Bill Carrington (1956)
 Anthony Carter (1979-82)
 Buddy Carter (1979-80)
 Guy Carter (1970)
 Jack Carter (1959-61)
 Roger Carter (1972)
 TJ Carter (2017-20)
 Bill Cartwright (1966)
John Cartwright (2020-)
 Dave Casinelli (1960-63)
 Mike Casinelli (1976-77)
 Dasmine Cathey (2008-11)
 Baki Celaj (2000)
 Brian Chadwick (1987-88)
 Jermaine Chambers (2003-06)
 Ekillis Chandler (1936)
 Kevin Chapman (1981-82)
 Nick Chartain (2011-12)
 Marvin Chatman (1980-82)
 Bruce Chenault (1970)
 Haggard Cherry (1938-40)
 Wait Childs (1923)
 Connor Choate (2017)
 Brad Christensen (1986-87)
 Jerry Christopher (1953-56)
 Eddie Churchwell (1985)
 Ralph Ciccarelli (1960-63)
 Dolph Clark (1921)
 Greg Clark (1978-80)
 Keith Clark (1977-80)
Rodriguez Clark (2019-)
 Chris Claybrooks (2018-19)
 Frank Clayton (1954)
 Joe Clayton (1951-53)
 Rozell Clayton (1981-84)
 Rusty Clayton (2003-06)
 Tracy Clemons (1970)
Jalil Clemons (2019-)
 Derek Clenin (2003-06)
 Cotton Clifford (1952-56)
 Warner Clifft (1924)
 Bobby Clower (1934)
 Rich Coady (1964-66)
 John Cobb (1948-50)
 Keith Cobb (1995-98)
 Kerry Cobb (1993-96)
 Kevin Cobb (1994-97)
 Dick Cockrell (1966)
 Colton Cochran (2017-19)
 Mac Cody (1991-93)
An'Darius Coffey (2020-)
 Don Coffey (1958-61)
 Joe Coffman (1941)
 John Colby (1934)
 Bobby Cole (1956-58)
 Cecil Cole (1920)
 Jimmy Cole (1950-51, 1953-54)
 Joe Cole (1991)
 LaKendus Cole (2003-04)
 Ryan Coleman (2013-14)

Wendell Coleman (1980-82)
 Haracio Colen (2004)
 Merrick Coles (1947-48)
 Anthony Collins (1989, 1991-92)
 Jamil Collins (2014-17)
 Terryen Collins (2020)
 Zach Collins (2014-16)
 O.C. Collins (2002-05)
 James Conlee (1938)
 Billy Conquest (1994)
 Jaquise Cook (2012)
 Jonathan Cook (2016-17)
 Billy Cooke (1949-50)
 Emmanuel Cooper (2015-18)
 Floyd Cooper (1923)
 Jarvis Cooper (2014-15)
 Randall Cooper (1987-88)
 Russell Copeland (1989-90, 1992)
 Doug Corder (1972-73)
 James Corder (2002)
 Olie Cordill (1963-65)
 Bobby Cotham (1951-52)
 Mike Coughlin (1993-95)
 Don Cousins (1950)
 Ken Coutain (1998-99)
 Florentine Couvares (1942)
 Herb Covington (1965-67)
 David Cox (1966)
 Larry Cox (1988-91)
 Marvin Cox (1988-89)
 Damonte Coxie (2017-20)
 Ray Craft (1986-88)
 Sam Craft (2013-18)
 Jan Craig (1956-57)
 Joe Craig (2013-14)
 Glenn Crain (1949-50)
 Kurt Crain (1983-84)
 Jerry Craine (1986)
 Baxter Crawford (1919-21)
 Derrick Crawford (1981-83)
 Graham Crawford (1926-27)
 Hall Crawford (1948)
 J.T. Crawford (1938)
 Xavier Crawford (1988, 1991-92)
 Millard Creasy (1941)
 Morris Crenshaw (1914)
 James Cribbs (1984-85, 1988)
 Holloway Cromer (1947-49)
 John Cronin (1961-63)
 Cortez Crosby (2014-15)
 Alan Cross (2012-15)
Braxton Crouse (2020-)
 David Crowell (1976-79)
 Tim Cruse (1976-77)
 Lynord Crutchfield (1991-93)
Xavier "Zay" Cullens (2018-)
 Demetrius Culpepper (2008)
 Herb Cummings (1963-65)
 Everitt Cunningham (2019-20)
 Van Cunningham (1948)
 Robert Czerwinski (1933-34)
D
 Walter Daggett (1969-71)
John "Matt" Dale (2019-)
 Ray Damphouse (1968-70)
 Jerry Dandridge (1972-75)
 Isaac Daniel (2003-04)
 Jonah Daniel (1976-77)

Tyce Daniel (2018-20)
 Ralph Dangerfield (1950)
 Dan Darby (1972-73)
 Akeem Davis (2009-12)
 Brady Davis (2015-17)
 Brian Davis (1993-95)
 Charles Davis (2002-04)
 Darius Davis (2007-10)
 David Davis (2003-04)
 Harry Davis (1933-34)
 Marion Davis (1924)
 Mike Davis (1989-92)
 Robert Davis (2014-15)
 Stan Davis (1969-72)
 Tavarius Davis (2001-04)
 Victor Davis (1912-13)
 William Davis (1912-13)
 Drake Day (2020)
 Al Dawkins (1993-94)
 Harry Day (1963-65)
 Don Deaton (1966)
 Alex Dees (1966-68)
 Bobby Dees (1967-69)
 Ken DeFeo (1981-82)
 Tom DeHart (1964-66)
 Dimitri Delgado (1987)
 Steve Delong (1971-73)
 Michael Denning (2005, 2007-08)
 Michael Denson (2019-20)
 Charlie DeSaussure (1916)
 Jordan Devey (2011-12)
 Chuck DeVliegher (1965-67)
 Hal Devine (1956-57)
 David Dew (1985)
 Adam Diaz (1992-93)
 Scott Dill (1985-87)
 Scottie Dill (2016-19)
 Barry Dillard (1991-94)
 Jackson Dillon (2013-18)
 Mike Dion (1979-82)
 Dick Disbrow (1954-56)
 Andy Dixon (1981-82)
 Ruddy Dixon (1970)
 - Dixon (1913)
 Kevin Doak (1979)
 Ed Dobrowski (1949)
 Otis Dodd (1936)
 Charlie Dodds (1921)
 Grill Dodds (1921)
 Jack Dodds (1931-34)
 Damien Dodson (1996-99)
 Whit Dodson (1942)
Jaylen Dollar (2020-)
 Hank Dombrowski (1973-75)
 Doroland Dorceus (2013-17)
 Joseph Dorceus (2017-20)
 Tom Dorian (1980-83)
 Joseph Doss (2004-07)
 John Doucette (2002-05)
 Brandon Douglas (2005-08)
 Jay Douglas (1970-72)
 Robert Douglas (2001-04)
 Terry Douglas (1985-86)
 Wayne Dowdle (1974-75)
Koby Drake (2020-)
 Van Drayton (1989-90)
 Hugh Drewry (1934)
 James Droke (1928)

Reggie Dubose (1986-88)
 Larry Duck (1965-66)
Wardalis Duckworth (2019-)
 Kenny Duffy (1987-90)
 Earl Duffey (1936)
 Mickey Duncan (1965-67)
 Ken Dunek (1978-79)
 Stanley Dunn (1978-81)
 Benjamin Durham (1948)
Sean Dykes (2016-)
E
 Josh Eargle (1999-01)
 David East (1982-85)
 Curtis Echols (2007-09)
 Terrence Echols (2007-08)
 Jared Edwards (2019-20)
 Lavaris Edwards (2008-11)
 Michael Edwards (2015-16)
 Paul Edwards (2009)
 Sam Edwards (1991-92)
 Robert Elam (1955)
 Donnie Elder (1982-84)
 Darrell Eldred (1964-65)
 Tommy Eldred (1964-66)
 Jake Elliott (2013-16)
 Mike Elliott (1991-92)
 Herschel "Skeeter" Ellis (1937-38)
Isaac Ellis (2018-)
 Jeff Ellis (1982-85)
 Andrew Ene-Ita (2010-11)
 Steven Enis (2016-18)
 Adam English (1994-97)
 Jim Enoch (1938)
 Tory Epps (1986-89)
 Darche Epting (1999-00)
 Lou Esposito (1997-00)
 Glenn Essary (1955-56)
 Cameron Essex (2001-04)
 Ross Estes (2000)
 Fritz Etienne (2013-14)
Cincir Evans (2020-)
 Eric Evans (2006)
 Kenton Evans (1998)
 John Evans (1961-64)
 Johnny Evans (1971-73)
 Mike Evans (1979-881)
 Henry "Rabbit" Evans (1927-29)
 Robert Evans (1942)
 Walter Evans (1935-37)
 Wayne Evans (1959-62)
 Roland Eveland (1950-52)
 John Erickson (1972-73)
 Trey Eyre (1999-01)
 Obinna Eze (2018-20)
F
 Tony Fabiano (1941-42)
 Coye' Fairman (2019-20)
 Eric Fairs (1982-85)
 Taylor Fallin (2012-15)
 W.B. Falls (1928-29)
 Tom Fant (1970)
 Tony Fantigrassi (1969)
 Hank Farino (1938-40)
 Ray Farmer (1962-64)
 Johnnie Farms (2010-13)
 Bethel Farnsworth (1916)
 DajLeon Farr (2009)
 Gary Farr (1973)

Brandon Farrar (2004-05)
 Isaiah Farris (2015)
 Brandon Feagans (2005-06)
 Danny Felts (1979, 1981-82)
 Bert Ferguson (1934)
 Riley Ferguson (2016-17)
 Luis Fernandez (1967-69)
 Hayden Ferrari (2016-18)
 Tommy Ferrari (1989)
 Steve Ferrell (1985)
Evan Fields (2019-)
 Bob Finamore (1961-64)
 Pleas Fisher (1927)
 Jeff Fite (1987-90)
Cameron Fleming (2018-)
 Billy Fletcher (1963-65)
 Frank Fletcher (1992-95)
 Judson Flint (1977-78)
 Gail Flora (1927)
 Joe Flowers (1958)
 Richie Floyd (1996-98)
 Jason Fogle (1995-97)
 Bobby Ford (1951-54)
 Jacob Ford (2001)
 LaKeitharan Ford (2006-07)
 Antonio Foster (2012-13)
 Orville Foster (1921)
 Newton Forster (1916)
 Billy Foster (2010-11)
 David Fowler (1972-73)
Jacobi Francis (2017-)
 A.D. Frank (1916)
 Larry Frankenbach (1969-70)
 Alvin Franklin (1993-94)
 Arthur Franklin (1985-86)
 Mose Frazier (2013-15)
 Rick Fredette (1987-90)
 Gene Frederic (2001-04)
 T.J. Frier (1995-98)
 Frank Fuder (1966-67)
 Mike Fuhrman (1973-75)
 Gene Fulghum (1926-29)
 DeRon Furr (2009-10)

G

Kenneth Gainwell (2018-20)
 Andrew Gaines (2012-14)
 Jamarcus Gaither (2004-07)
 James Gaither (2001-02)
 Stephen Galbraith (1997-98)
 William Galese (1960-61)
Jonah Gambill (2020-)
 David Garaffa (1988-91)
 Bobby Garafolo (2005)
 Darren Garcia (2000-03)
 Robbie Garcia (1991)
 Alton Gardner (1937-38)
 Curl Garrett (1983-85)
 Sean Garris (2001-02)
 Bobby Garton (1951)
 Tyler Garvey (2018-19)
 Marcus Gary (1995-96)
 Ted Gatewood (1985-87)
 Eddie Gebara (1956-57)
 George Gebbs (1957)
 Matt Gehrke (2000-02)
 Grady Gentry (1952)
 Jared Gentry (2015-17)
 Marshall George (1948-49)

Wilburn George (1947-48)
 Wallace George (1914-15)
 Joey Gerda (1999-02)
 Zach Gholson (2011-12)
 James Gibbons (1955-57)
 George Gibbs (1958)
 Antonio Gibson (2018-19)
 Artaves Gibson (2011)
 Michael Gibson (2005-06)
 Reuben Gibson (1974-76)
 Tavares Gideon (2002, 2004)
 Bill Gidden (1963)
 Will Gilchrist (2011-12)
Mitchell Gildehaus (2020-)
 Harneet Gill (2017)
 Clyde Gilliland (1932-34)
 Charlie Glascock (1918-22)
 Lewis Glass (1939-41)
 Ben Gleason (1996-97)
 Doug Gleason (1981-82)
 Don Glosson (1983-85)
 Kenyun Glover (2001-04)
 Tony Glover (1978-79)
 Jim Goate (1973)
 Kendrick Golden (2011-14)
 Monte Golden (2011)
 Mayer Goldstein (1938-41)
 Daniel Gomez (1994-97)
 Carlito Gonzalez (2017-20)
 O'Bryan Goodson (2017-20)
 Tim Goodwell (2002-05)
 Durwood Gordon (1967-69)
 Tim Gordon (2017-18)
 Greg Gore (1973-75)
 Stephen Gostkowski (2002-05)
 Corderick Govan (2007)
 Paul "Skeeter" Gowen (1969-71)
 Chris Graham (1989-92)
 Don Graham (1961)
 Jimmy Graham (1929-30)
 Michael Grandberry (2005-08)
 Kalynd Grandberry (2020)
 Heath Grant (2004-07)
 Jimmy Grantham (1936)
 H.K. Grantham (1919-21)
 Ben Graves (1998-00)
 Tony Graves (1977-79)
 Barthel Gray (1933-36)
 Earnest Gray (1975-78)
 Jarvis Greer (1976-77)
 Joe Gresham (1933-34)
 Doyle Green (1942)
 Charles Greenhill (1983)
 D.A. Griffin (2008-10)
 John Griffin (1959-62)
 Ralph Griffin (1975-76)
 Tyler Griffin (2005-08)
 Dave Griffith (1954-55)
 James Griffith (1933)
 Jimmy Grisham (1924)
 Larry Groce (1966)
 Clarence Grosser (1948-51)
 Hoss Gulleft (1927-29)

H

Bill Hagan (1987)
 Billy Hale (1965)
 Richard Hale (1941)
 Arkelon Hall (2008-09)

Austin Hall (2016-19)
 Brian Hall (2007-09)
 John Hall (1948)
 Tre'Veon Hamilton (2018)
 Kyle Hamlin (1991-92)
 Marty Hammock (1973-76)
 DeCorye Hampton (1999-00)
 Earl Hampton (1956-57)
 Andrew Handy (2001-03 2005)
 Martin Hankins (2006-07)
 Brian Hanley (1912-13)
 Don Hanley (1912-13)
 Greg Hardee (1979)
 Andrew Harden (1999-00, 2002)
 Anthony Harden (2000-02)
 Antoine Harden (2001-02)
 Caelon Harden (2017)
 Lenard Harden (2013-16)
 Jim Hardin (1959)
 Montelle Hardy (1914-16)
 Dan Harkins (1985)
 Mark Harkins (1986)
 Derrick Harmon (1999-03)
 Torri Harmon (1998)
 George Harper (1999-00)
 Greg Harper (2000-03)
 Michael Harper (1980-83)
 Carl Harris (2012)
 Charles Harris (2011-14)
 Chester Harris (1973-75)
 Dornell Harris (1971-73)
 Eric Harris (1973-76)
 Henry Harris (2007)
 Jason Harris (1998)
 Jeff Harris (1988-91)
 Jerry Harris (1983-86)
 Michael Harris (1998-00)
 Tim Harris (1982-85)
 Carl Harrison (1981-83)
 Adrian Harrod (1987-89)
 Tim Hart (1993-96)
 Al Harvey (1970-72)
 Ricky Hart (2010)
 Tim Hart (2017-20)
 Gary Harte (1966-68)
 Don Haselwood (1998-07)
John Hassell (2019-)
Joshua Hastings (2020-)
 Hatch Hatcher (1923)
 David Hathcock (1965)
 Hugh Hathcock (1951-53)
 Paul Hathcock (1958-59)
 Bobby Hauss (1981-83)
 Clarence Haver (1985-88)
Caleb Hawkins (2020-)
 Desmond Hawkins (2018-20)
 Nyrone Hawkins (1990)
 Erroll Hay (1912-15)
 Rod Hayden (1968-69)
 Webb B. Hays (1915)
 Anthony Hayes (2010)
 Brandon Hayes (2012-14)
 Lee Hayes (2003)
 Walter Hayes (1985-86)
 Bob Haylett (1955)
 Paul Haynes (1947-48)
 Jim Haynie (1963-64)
 Slick Headden (1923-28)

Kellen Heard (2009)
 Fred Hearn (1957-59)
 Larry Heathcott (1958-61)
 Rick Hechinger (1982-84)
 Reid Hedgepheth (1997)
 Jim Heenan (1978-79)
 Fred Heesch (1978-80)
 Orville Hegwer (1923)
 Walter Heitzenrater (1962-64)
 Adrian Henderson (2013-14)
 Bobby Henderson (1953-56)
 Darrell Henderson (2016-18)
 Jamarius Henderson (2015)
 Justin Henderson (2010-11)
 Lionel Henderson (2008-09)
 Taurus Henderson (1997)
 Willie Henderson (2003-05)
 -Henderson (1912)
 Victor Hendrickson (1923)
 Carlton Henley (1951-54)
 Joe Hennelly (1983-85)
 Paulo Henriques (2009-12)
 Gilbert Hert (1940)
 Don Hester (1947)
 Artis Hicks (1998-01)
 Paul Hicks (1938)
 Darrell Higdon (1971-72)
 Rodney Higdon (1986-89)
 Ron Higdon (1965)
 Tripp Higgins (1999-02)
 Eddie Hightower (1974-76)
 Marcus Hightower (2009)
 Charles Hill (1936-37)
 Eddie Hill (1975-78)
 Hunter Hill (2017-18)
 Jacoby Hill (2017)
 Mikhail Hill (2018)
 Shaka Hill (2001-04)
 Jeff Hilliard (2002)
 Kyle Hilliard (1976)
 Steve Hilliard (1972-73)
 Greg Hinds (2004-07)
 Sam Hindsman (1939-40)
 Tom Hipp (1970)
 Danny Hirsch (1942)
 Chris Hobbs (1989-92)
 Chris Hobbs (2009)
 Eddie Hobbs (1967)
 Taavaga Ho Ching II (2017)
 Charlie Hodges (1967)
 Fred Hoffman (1947)
 Richard Hogans (1993-96)
 Red Hoggett (1951-52)
 Clay Holgorsen (2015)
 Jimmy Holladay (1941-42)
 O.R. Holley (1912-13)
 Marcus Holliday (1991-94)
 Bakari Hollier (2011-14)
 Abraham Holloway (2004-07)
 Mason Holloway (1916)
 Ricky Holloway (2009-12)
 Carlos Hollowell (1987-89)
 John Holtzclaw (1961-62)
 Cross Holmes (2019-20)
 Tracy Holmes (1985-87)
 Gib Hooper (1928-29)
 Trell Hooper (1981-85)
 Cole Hoppe (2003)

ALL-TIME LETTERWINNERS

Tom Hornsey (2010-13)
 Danny Hosea (1971-73)
 Al Hotz (1968-69)
 Larry House (1955)
 Ronell Houston (1982)
 Van Houston (2004, 2006)
 Ben Howard (1977-78)
 Devonte Howard (2015)
 Derek Howard (2011-14)
 Reginald Howard (1998-99)
 Huey Howerton (1912)
 Joel Howerton (1912)
 Mark Howington (1991-93)
 Duke Howze (1924)
 Kevin Hubbard (2009)
 Robbie Hubbard (1992)
 Ralph Hubbell (1967-69)
 Will Hudgens (2005-09)
 Bill Hudson (1958-59)
 Mack Hudson (1912-13)
 Wayne Hudson (1956)
 Mitch Huelsing (2009-12)
 Bryce Huff (2016-19)
 Chris Huffman (2006)
 Greg Hughes (1982-85)
 Jamon Hughes (2009-10)
 Tim Humphrey (1985)
 Robert Humphreys (1942)
 Elmo Hundley (1922-24)
 Brandon Hunt (2005-07)
 Gary Hunt (1983-85)
 Nelson Hunt (1977)
 Tony Hunt (1978-80)
 Carson Hunter (2003-04)
 Darryl Hunter (1981-83)
 Harold Hunter (1955-56)
 Ricky Hunter (2012-15)
 Daniel Hurd (2013-16)
 Sam Hurst (1974-77)
 Troy Hurst (2019)
 Will Hyden (2002-03)

I
 Martin Ifedi (2011-14)
 Thomas Ingles (1982, 1984-86)
 Dylan Ingram (2019)

Miles Ingram (2020-)

Pete Ingram (1962-64)
 Toby Ingram (1992-93)
 Ken Irvin (1991-94)
 Corey Irby (1998-99)
 Kosha Irby (1997-00)
 Terry Isles (1991-92)
 Virgil Ivery (1985-86)
 Ryan Ivey (2002-04)
Javon Ivory (2019-)

J
 Marcus Jack (1996-97)
CamRon Jackson (2020-)

Enis Jackson (1982-85)
 Greg Jackson (2005-09)
 Tyus Jackson (2004-05)
 Nick Jacobs (2014-17)
 Kindly Jacques (2009-10)
 Steve Jaggard (1968-69)
 Tank Jakes (2012-14)
 Tommy James (1969-70)
 Ray Jamieson (1968-71)
 Pat Jansen (1989-92)

Evan Jennings (1937)
 Keith Jeffries (1986)
 Steven Joachim (2008-09)
 Antonio Johnson (2020)
 Brooks Johnson (2010-11)
 Charlie Johnson (1936)
 Charlie Johnson (1956)
 Christian Johnson (2014-17)
 Curtis "Trey" Johnson (2009-11)
 David Johnson (1971-72)
 Derron Johnson (2001, 2005)
 Jason Johnson (2001-04)
 Kendall Johnson (2018-20)
 Kenyata Johnson (2011-12)
 Khalil Johnson (2016-18)
 Morris Johnson (1985)

Quindell Johnson (2019-)

Ryan Johnson (1999-01)
 Sam Johnson (1927-29)
 Charles Johnston (1913-15)
 Anthony Jones (1989-90)
 Bill "Dub" Jones (1926-29)
 Charlie Jones (2008)
 Corey Jones (2010-13)
 Derrick Jones (1994)
 Don Jones (1963-65)
 Eary Jones (1973-76)
 Harry Jones (1947)
 Jack Jones (1953)
 Julian Jones (1912-15)
 Kedarian Jones (2016-19)
 Larry Jones (1941)
 Lewis Jones (1965-67)
 Malcolm Jones (2007-10)

Marcayll Jones (2020-)

Charlie Jones (2005-08)
 Melvin Jones (2012-14)
 Peyton Jones (2016-19)
 P.T. Jones (1997-98)
 Reginald Jones (1989-90)
 Russell Jones (1990-91)
 Skylar Jones (2011)
 Stacy Jones (2006, 2008)
 Terry Jones (1971)
 Tevin Jones (2012-15)
 Tim Jones (1986-89)
 Titus Jones (2019-20)
 Bob Jordan (1975-76)
 Buck Jordan (1924)
 Deandre Jordan (2015-16)
 Kevin Jordan (1989-92)
 Ladarius Jordan (2018-19)
 Smokey Jordan (1982-83)

Morris Joseph (2019-)

Roger Joseph (2017-18)
 Jim Joyner (1973)

K

Rick Kale (1968-71)
 Lenny Kaplan (1959)
 Jacob Karam (2012-13)
 Craig Karpiak (1972)
 Alexander Karr (2014-15)
 Jake Kasser (2004-07)
 J.S. Keaton (1915)
 Bill Kebler (1971-73)
 Ernest Keefer (1993-95)
 Glenn Keeton (1954)
 Jimmy Keith (1994-97)

Ollie Keller (1952-53)
 Chris Kelley (2003-04)
 Raymond Kelley (1950-52)
 Lamon Kelly (1947)
 Billy Kendall (1997-00)
 Herbert Kendall (1989-92)
 Guy Kennedy (1931)
 Pat Kenney (1985-86)
 Jim Kent (1940)
 Bernard Key (2006-07)
 S.E. Kidd (1933-34)
 Charles Killett (1961-62)

Meonta Kimbrough (2020-)

Charles King (1991-93)
 Chick King (1950)
 James King (1976-78)
 Jeff King (1991-93)
 Jerry King (1955)
 Lud King (1936)
 Michael King (1989, 1991)
 Steve King (1973-76)
 William King (1924)
 Steve Kinzalow (1951-54)
 Stumpy Kirk (1947-48)
 Dan Kirkpatrick (1972-73)
 Dick Kirmeyer (1949-51)
 John Kirschner (1968-71)
 Mike Kleimeyer (1979-82)
 Taz Knockum (2004-07)
 Jerry Knowlton (1978-81)
 Joe Koch (1927)

James Koffman (1942)
 Matt Kranz (1991)
 Gabe Kuhn (2014-17)
 Jim Kutchback (1983-84)
 Drew Kysler (2015-18)

L

Jimmy Lackie (1974-75)
 Bill Lacy (1947)
 Lio Lafaele (2016-17)
 Deante' Lamar (2006-09)
 M.O. Lambert (1921)
 Tilden Lampkins (1921)
 Jesse Lancaster (1929-33)
 Rodney Lancot (1998-00)
 Hunter Lane (1916-18)
 Ted Lane (1993-96)
 Chauncey Lanier (2013-16)
 Coleman Lannum (1951)
 Darryl Latham (1982)
 Tramont Lawless (1996-99)
 Vincent Laws (1979-81)
 Lester Lawson (2008-10)
 Pete Lawson (1969-70)
 Robert Lea (1913-14)
 Ronald Leary (2008-11)
 Danny Ledbetter (1965)
 Clay Lee (2008-09)
 Darius Lee (2015)
 John Lee (1956-59)
 Steve Leech (1970)
 Kenny Lenoir (1964)
 Bubba Leonard (1954-57)
 Nathan Leuellyn (1974-76)
 Robert Levingston (1978-81)
 Bobby Lewis (1987)
 Calvin Lewis (1997-00)
 Rodney Lewis (1986-89)

David Ligon (1973-75)
Jacob Likes (2020-)
 Steve Lincoln (1977-78)
 John Lindsey (1983-84)
Tyrez Lindsey (2017-)
 Jake Linville (1991-93)
 Naylor Litchfield (1933)
 Grover Lipe (1948-50)
 Wayne Liss (1957)
 Richard Locke (1977-80)
 Robbie Locklear (1995)
 James Logan (1993-94)
 Fred Long (1937)
 Tim Long (1981-84)
 Jeremy Longstreet (2007-10)
 Dustin Lopez (2004-06)
 Bill Lott (1958-59)
 Dean Lotz (1966-67)
 Corteze Love (2018-19)
 Jim Lovelace (1956-59)
 Edwin Lovelady (1983-85)
 Rod Lowery (1992)
 Bailey Lowery (1980)
 Bill Loyd (1958)
 Richard Lucas (1958-59)
 Treveco Lucas (2001-03)
 John Ludwiczak (1993-94)
 Bob Lyles (1957)
 Joe Lynch (1969-71)
 Otto Lynch (1938-40)
 Paxton Lynch (2013-15)

M

Joey Mack (2007)
 Mike MacKay (1982-85)
 James Maclin (1989-91)
 Theodius Macclin (1988)
 John Maddaluna (1972-73)
 W.H. Maddox (1921)
 Joey Magnifico (2016-19)
 Frank Magoffin (1928-31)
 Gus Mahan (1965-67)
 Doran Major (1981-82)
 Keiwone Malone (2011-14)
 Casey Maloney (1933-34)
 Matt Malouf (2007)
 John Manger (1968)
 Tony Manning (1987-88)
 Tony Marchetti (1973)
 Lloyd Marchus (1947)
 Jim Markelonis (1952-53)
 Paul Marks (1968)

Tim Marmino (2020-)

Davis Marsh (1995)
 Donald Marshall (2001-02)
 Duane Marshall (1978-81)
Asa Martin (2020-)
 Chris Martin (1985-88)
 Darrell Martin (1979-82)

Drew Martin (2020-)

Ed Martin (1933-34)
 Mike Martin (1983-84)
 John Martin (1992-93)
Diego Martinez (2020-)
Cole Mashburn (2019-)
 James "Cade" Mashburn (2018-20)
 Brick Mason (1947)
 Rod Mason (1992-95)
 Tom Mason (1980-82)

Frank Massa (1956-57)
 Gerald Massey (2000)
 Bob Mathes (1964-66)
 Bob Matthews (1938-40)
 Eric Matthews (2012)
 Miller Mathews (1958-59)
 Jason Matthews (2003-04)
 Joe Matthews (1916)
 Steve Matthews (1992-93)
 Stevie Matthews (2009)
Khi Mathieu (2020-)
 Maurice Mathieu (1958)
 Ken Mathis (1955)
 LeRico Mathis (2007-08)
 Arthur Maulet (2016-16)
 Carl Maurer (1969-71)
 Frank Mawyer (1949-50, 1953)
 Harvey Maxwell (1941-42)
 Johnny May (1942)
 Phil Mayhue (2014-17)
Davian Mayo (2020-)
 Doug Mayo (1937-38)
 Fred Mayo (1924)
 Milton Mayo (1935-36)
 Tony Mays (2013-14)
 John McArthur (2009-10)
 Brady McBride (2018)
 Wallace McBride (1941)
 Bobby McCain (2011-14)
 Bruce McCaleb (2003)
 Sean McCann (1978-79)
 Robert McCarter (1916)
 Steve McCarty (1972-73)
 J.D. McClanahan (1933-34)
 Sam McClanahan (1933-34)
 Don McClard (1963-65)
 Joel McCleod (2008-10)
 Elton McClure (1916)
 Rusty McClure (1973-75)
 Billy McComas (1938-40)
 Horace McCool (1950)
 Antonio McCoy (2005-06)
 Jamie McCoy (2009)
 Jay McCoy (1968-70)
 Cortez McCraney (2005)
 Quinton McCrary (2003-07)
 D'Angelo McCray (2010-11)
 Austin McCready (2020)
 Ken McDade (1990-91)
 Brandon McDonald (2005-06)
 Brian McDonald (1996)
 Clinton McDonald (2005-08)
 Mike McDonald (2009)
 John McDougle (1916)
 Allen McFarland (1936-37)
 Jeff McFerran (1985)
 Tim McGee (2009)
 Hal McGeorge (1971-73)
 Larry McGhee (1968-70)
 Baker McGinnis (1933)
 Bill McGinnis (1937-40)
 Bob McGoldrick (1971)
 Jared McGowan (2005-06)
 Jack McLlvain (1947)
 Terrell McLlwaine (1916)
 Pete McLntosh (1919)
 Jermaine McKenzie (2010)
 Mike McKenzie (1996-98)

Tremaine McKenzie (2009-10)
 Greg McKillion (2014-15)
 Don McKinnon (1957-60)
 Lou McLelland (1949-51)
 Roland McMackin (1937-38)
 Sean McMackin (1986-87)
 Thurman McMahan (1916)
 Wynton McManis (2012-15)
 David McNair (2002-04)
 Thurman McNeal (1922-23)
 Claude McNeely (1936)
 Howard McPeake (1941)
 Bill McRight (1966-67)
 Andy McWilliams (1991-93)
 Curry McWilliams (1933)
 Aaron Meadows (1999-01)
 Gene Meadows (1949-51)
 Pete Meadows (1955-56)
 Albert Means (2001, 2003-04)
 Fred Medling (1947-49)
 Will Medling (1947-49)
 Billy Meeks (1947-48)
 John Meibaum (1954-55)
 Ruben Melton (1970-71)
 Bill Meredith (1940-41)
 Ralph Messer (1949-52)
 Dennis Meyers (1973-75)
 Chris Michael (1990-92)
 Evan Michael (2014-17)
 John Michael (1934-37)
 Tavares Middlebrooks (1996-99)
 Terdell Middleton (1974-76)
 Daivon Milan (2013)
 Tahrell Miles (1991-92)
 Trent Miley (1992-93)
 Willford Miley (1949)
 Anthony Miller (2015-17)
 Cedric Miller (1993-95, 1997)
 Dick Miller (1933-34)
 George Miller (1947)
 Josh Miller (1993-96)
 Pat Miller (1961-63)
 Jessie Milleson (2012-13)
 Corey Mills (2006-08)
 Cliff Milton (1939-40)
 Jim Mincey (1974-76)
 Steve Miska (1928-29)
 Carl Mitchell (2013)
 Jerry Mitchell (1951-53)
 Norman Mockbee (1935-36)
 Jaylon Monger (2020)
 DeMarco Montgomery (2015-16)
 Greg Montgomery (1979-80, 82-83)
 Daniel Montiel (2013-16)
 Bill Moody (1985-88)
 Ronald Moon (1974)
 Alex Moore (1950-52)
 Chris Moore (2000)
 David Moore (2017)
 Eddie Moore (1986-89)
 Fred Moore (1961-62)
 James Moore (1988-90)
 Jimmy Moore (1992)
 Leslie Moore (1928-29)
 Tyler Moore (2019-20)
 Trevor Morgan (2013-16)
 Chris Morley (2013-16)
 TiQuintin Morrell (2005-06)

Paul Morris (1924)
 Marty Mosby (1985)
 Travis Moss (2020)
 Cato Mott (2002-05)
 Tom Muirhead (1956-57)
 Charles Mullins (1988-89)
 Carey Mulwee (1971-72)
 Justin Mumm (1996-97)
 J.S. Murphy (1913)
 Mike Murray (1980)
 Keith Mutters (1981-84)
 Troy Myers (1985-87)
N
 Percy Nabors (1981-83)
 Lee Narramore (1967)
Harold Nash III (2020-)
 Carlos Navia (1994)
 Roberto Navia (1991)
 Ray Neal (1922-23)
Treysen Neal (2018-)
 Larry Neusse (1941)
 Bubba Nelms (1983-84)
 Andy Nelson (1953-56)
 Darrell Nelson (1980-83)
Devonte Nelson (2020-)
 Dontrell Nelson (2013-16)
 Eric Nelson (1991)
 Chance Nesbitt (1998-00)
 Earl Netcher (1947-48)
 Mike Nettles (1985-88)
 Jace Neville (2015-17)
Rodney Newsom (2020-)
 Henry Newton (1913)
 Ken Newton (1993-96)
 Charles Nezin (1942)
 Bill Nichols (1950-51)
 Dean Nichols (1978-80)
 Darrell Nicholson (1985-88)
 Ken Niemaseck (1973, 1975-76)
 Tom Nix (1949-50)
 Taurean Nixon (2010-11)
 Mike Nollner (1973)
 John Norman (1986-87, 1989)
 Josh Northcutt (2018-20)
 Tye Northern (2015-16)
 Rusty Nunn (1965-67)
O
 Richard O'Bryant (1974)
 Austin O'Dell (1998-00)
 Bernard Oden (1995-97)
 Derrick Odom (2009)
 Anthony Oggs (1976-77)
 Jae'Lon Oglesby (2015)
Kayode Oladele (2019-)
 Jack Oliver (1982-84)
 Shelton Oliver (2005)
Sylvonta Oliver (2020-)
 Mike Omar (1980, 1982-83)
 Deven Onarheim (2007-10)
 Todd Ondra (1978-80)
 Bob Orians (1976-77)
 Martin Orcutt (1967-69)
 Manuel Orona-Lopez (2018-20)
 Isadore Outing (2015)
 Murray Outlaw (1950)
 Charles Owens (1961-63)
 Hugh Owens (1976-79)
 Jim Owens (1956-57)

Rodney Owens (2019-)
 Teddy Owens (1985-86)
P
 Gene Packard (1923)
 Terry Padgett (1965-67)
 Drew Pairamore (1994-97)
 Ed Palmer (1937-39)
 Ron Palmer (1985-87)
 Demonic Pandolfi (1928-29)
 Bill Pankey (1940)
 Ricky Pannell (1974)
 Nick Pappas (1966-67)
 Jahmahl Pardner (2016)
Dylan Parham (2018-)
 Ed Parham (1938-39)
 Paul Parish (1958-59)
 Anthony Parker (1979-82)
 Bob Parker (1968-69)
 Ed Parker (1934)
 Rip Parker (1923)
 Tom Parker (1970-72)
 Derron Parquet (2003)
 Carlos Parr (1924)
 Chalmers Parr (1938)
 Emmett Parr (1947-49)
 Dave Parrish (1955)
Peter Parrish (2020-)
 Sonny Parsons (1961)
 Tyrik Patrick (2012)
 Bob Patterson (1952-53)
 Brandon Patterson (2005-08)
 Larry Patterson (1993)
 Lloyd Patterson (1975-78)
 Ray Patterson (1992-93)
 Riley Patterson (2017-20)
 Wiley Patterson (1962-64)
 Brad Paul (2009-10)
 Jim Paulat (1950-52)
 Dave Pawlik (1969-71)
 Brandon Pearce (2005-08)
 Virgil Pearcy (1974-76)
 Brytain Peddy (2017-18)
 Leonard Pegues (2012-15)
 Anthony Penchion (1979-81)
 Boris Penchion (2000-02)
 Nolan Pendergrast (1942, 1947)
 Hugh Penn (1969-70)
 Donald Pennington (2013-16)
 Bunkie Perkins (2000-01)
 Elgin Perkins (1986-87)
 Nico Perkins (1985-88)
 Josh Perry (2017-19)
 Joel Peschke (1992-95)
 Hagan Peters (1941)
 Ural Pettigrew (1916)
 Chuck Pettit (1965-67)
 Osborne Phelan (1915)
 Tommy Phelps (2007-08)
 Rob Phenicie (1987)
 Chun Phillips (1954)
 W.R. Phillips (1916)
 Malcolm Phillips (1949)
 Rubio Phillips (2004-06)
 Tarondal Phillips (2012)
 Thomas Pickens (2016-20)
 Lionel Pieh (2001-04)
 Danny Pierce (1968-69)
 Jared Pigue (2000)

ALL-TIME LETTERWINNERS

Harry Pillow (1942)
 T.J. Pitts (2006-07, 2009)
 Javar Pollard (2003-05)
 Tony Pollard (2016-18)
 Christian Pontius (1934-36)
 Ward Poag (1947-49)
 Dontari Poe (2009-11)
 John Polsgrove (1953)
 Andy Porter (1929, 1932)
 Darian Porter (2015-17)
 Larry Porter (1990-93)
 Pete Porter (1928-29)
 Billy Portis (1937)
 Frank Posey (1934)
 Brian Powell (1994-95)
 Fred Powell (1997-00)
 Chris Powers (1995-98)
 Jeff Powers (1988)
 Mario Pratcher (2003-04, 2006)
 Wallace Prewitt (1913)
 J.B. Price (1933-36)
 Joe Price (2011)
 Kraig Pride (1979)
 LaDarius Price (2002-03)
 Caden Prieskorn (2020)
 Roderick Proctor (2014-17)
 Wayne Pryor (1986-89)
 Jimond Pugh (2000-02)
 Neil Purdie (1971)
 Joe Puzin (1972-75)

Q

Jimmy Quarter (1970-71)
 Richard Quast (1962-63)
 Markevion Quinn (2019-20)
 Robbie Quinn (1993-94)
 Torenzo Quinn (2009-10)
 Jim Qualter (1970-72)
 John Quintal (1970-72)

R

Al Radvansky (1942)
 Harold Rainwater (1950)
 Ed Randolph (1957-58)
 Henry Rath (1959)
 Malcom Rawls (2007-09)
 Elmer Ray (1947-50)
 Gregory Ray (2009-10)
 Johnny Ray (1979-80)
 Riley Reardon (2018)
 Matt Reagan (2006-09)
 Terry Redden (2011-14)
 Anthony Reddick (1993-94, 1996)
 Bill Reddish (1969-70)
 Dontae Reed (2007)
 Taylor Reed (2011)
 Jerry Reese (1958-61)
 Chris Reeves (1994-97)
 John Reeves (1938)
 Ted Reeves (1942)
 Paul Regan (1942)
 Joe Regina (1947-49)
 John Register (1975)
 Tannar Rehrer (2010-11)
 Stuart Reichart (1942)
 Will Renfro (1951-54)
 Matthew Rhodes (2019-20)
 Jerrell Rhodes (2010-11)
 Earl Richards (1942)
 Jerry Richards (1955-56)

Robert Richards (1936)
 Russell Richards (1978-80)
Ka'Dedrick Richardson (2020-)
 Dwayne Ricketts (1979-82)
 Darius Ridgeway (2013)
 Mike Ridings (1973-75)
 Bill Riggins (1949-50, 1952)
 Dominik Riley (2007-10)
 Preston Riley (1966-68)
 Teofilo Riley (1996-99)
 Ricky Rivas (1976-77)
 Maurice Roach (1938-41)
 Jeff Roach (1973-75)
 Ken Roach (1970-71)
 Mike Robb (1973-74)
 Mike Robbins (1971)
 - Robbins (1912)
 Brandon Roberson (2003-04)
 Christopher Roberson (2013-16)
 Percy Roberts (1947-49, 1951)
 Billy Robertson (1947-50)
 Brian Robertson (1937-38)
 John Fred Robilio (1961-63)
 Brian Robinson (1938)
 Cliff Robinson (1991)
 Delmon Robinson (2010)
 Jimmy Robinson (2010, 2012)
Kajuan Robinson (2020-)
 Noah Robinson (2014-16)
 Carlton Robinzine (2005-08)
 Bobby Robison (2003-04)

John Robison (1971)
 Joe Rocconi (1996-99)
 Jeremy Rockette (2007-09)
 Sonny Rodgers (1950-53)
 Barney Rogers (1913-15)
Gabriel Rogers (2019-)
 Glenn Rogers (1969-71)
 Glenn Rogers Jr. (1988-90)
 Chase Rome (2013)
 Jeremy Rone (2002-04)
 Casey Rooney (1999-00)
 Marion Rosenblum (1941-42)
 Ryan Roskelly (1994-95)
 B.J. Ross (2013-16)
 Brandon Ross (2008)
 Greg Ross (1985-88)
 Mowbray Rowand (2000-02)
 Marcus Rucker (2009-12)
 Roy Rucker (1939-40)
 Sidney Rudes (1942)
 James Ruffell (1940)
 Jamaal Rufus (2003-06)
 Scott Rumley (1987-90)
 Shaun Rupert (2016-17)
 Ryan Ruschhaupt (1994)
 Bob Rush (1974-76)
 Joe Rushing (1966-67)
 Billy Russell (1953-54)
 Bobby Russell (1970-71)
 Brett Russell (2005-08)
 Glenn Russell (1959)
JJ Russell (2017-)
 John Ruth (1956-57)
 Billy Rutledge (1994)

S

Richard Saccoccia (1961-63)
 Traveon Samuel (2019)

Shaun Sands (1995-96)
 Frank Sanders (1931-34)
 Greg Sanders (1980-83)
 Sugar Sanders (1999-01)
 Manny Santibanez (1995-98)
 Paul Savini (1973-75)
 Jeff Sawyer (1989-92)
 Tony Scarpino (1993-94)
 Pete Scatamacchia (1976-77, 1979)
 George Schaad (1949-50)
 Scott Scherer (1999-02)
 David Schlarbaum (1987-89)
 Bob Schmidt (1955-57)
 David Schmidt (1983-85)
 Shelby "Red" Schneider (1927)
 Charlie Scholes (1954-55)
 Chris Schuetz (2010-13)
 Harry Schuh (1962-64)
 Stephen Schuh (2003-06)
 Francis Schwaiger (1935-37)
 Gordon Scoggins (1938)
 Bill Scott (1961-63)
 Dell Scott (1981-82)
 Dontrinell Scott (2013)
 Jack Scott (1947-49)
 Ryan Scott (2003-06)
 Donald Scroggins (1963-65)
 Jeremy Scruggs (1996)
 Sammy Seals (1985-87)
 Mohammed Seisay (2010)
 Geddes Self (1958-59)
 Geddes Self Jr. (1982-84)
 Ron Sells (1995-98)
 Bill Sellers (1937)
 Jay Sentell (1952)
 Tony Semple (1991-93)
 Al Sermon (1998-00)
 Keith Setler (1993-95)
 Andrew Settles (1947-48)
 Juan Settles (1986-87)
 Wallace Sexton (1962-63)
 Tim Seymour (1996-99)
 Kamal Shakir (1997-00)
 Demorrio Shank (1997-99, 2001)
 Reg Sharley (1964-66)
 Octavian Sharp (1984-86)
 John Shearer (1940-41)
 Wells Shearer (1914-16)
 Larry Shelley (1969-70)
 Jim Shelton (1954)
 Ron Sheppard (1974-75)
 Bob Sherlag (1963-65)
 Sam Sherrill (1948)
 David Sherrord (1998-99)
 Alan Shipman (1966-67)
 Keith Shirley (1985-88)
 Frank Simmons (1940-42)
 Micah Simmons (2012-15)
 Richard Simmons (1937)
 Jonathan Simpson (2008)
 Keith Simpson (1974-77)
Ja'Len Sims (2019-)
 Jeremy Singler (2010-12)
 Scott Singler (1992, 1994-95)
 Carlos Singleton (2006-09)
 Bud Sipfle (1975-78)
 John Shore (1924)

Vincent Skillman (1924)
 Mechane Slade (2016-18)
 Jarvis Slaton (1997-00)
 Christian Slaughter (2016-17)
 Randy Smalley (1977)
 Farrell Skinner (1967)
 Andy Smith (2004-07)
 Butch Smith (1971-72)
 Cannon Smith (2010-12)
 Carroll Smith (1934-37)
 Dennis Smith (1978-80)
 Derek Smith (2009-11)
 Frank Smith (1979-82)
 Hank Smith (1924-27)
 Jack Smith (1967)
 Julius Smith (1948)
 Lance Smith (2009)
 Leo O. Smith (1935-36)
 Marcus Smith (1999-01)
 Palmer Smith (1969-71)
 Rod Smith (2004-06)
 Rusty Smith (1955)
 Sid Smith (1990-91)
 Spencer Smith (2014-17)
 Steve Smith (1987-90)
 Tom Smith (1981-83)
 Wade Smith (1999-02)
 Wesley Smith (2003-06)
 Wil Smith (1936)
 Claude Smithmier (1947, 1949-50)
 George Sneed (1948-49)
 Rick Snider (1978-80)
 Glenn Snodgrass (1976-78)
 Guy Snyder (1921)
 Michael Snyder (2003-06)
 Bill Solomon (1971-73)
 Richard Sorsby (1916)
 Jack Sorrells (1940)
 Keith Spann (1993-96)
 Danny Sparkman (1983-85)
 Ricky Sparkman (1983-84)
 Quitman Spaulding (1993-95)
 Jim Spitchley (1950-51)
 Michael Spurlock (2003-06)
 Tyler Spurlock (2012)
 John Stanek (1948-50, 1952)
 Joe Stanley (1989-92)
 Michael Stannard (2012, 2014-15)
 Mike Stark (1969-71)
 George Stapleton (1980-82)
 Alton Starr (2006-09)
 Laverne Steedley (1957-58)
 Curtis Steele (2008-09)
 Robert Steeples (2012)
 Jai Steib (2012-13)
 Walt Stephens (1984)
 Harber Stephenson (1942)
 Quincy Stephenson (1999-01)
 Harold Sterling (1958-59)
 Wood Stevens (1965-67)
 Clark Stevenson (1988-89)
 Brandon Stewart (2004-05)
 James Stewart (1976-79)
 Jason Stewart (2014-16)
 Jeremy Stewart (1995-98)
 Caspor Stiles (1996-99)
 Pat Stiles (1994-97)

John Stoddard (1988)
George Stone (1950-51)
Michael Stone (1998-00)
Rick Strawbridge (1970-71)
David Strickland (1955-56)
Anthony Strong (1983-86)
Bill Strong (1951)
Cody Stubblefield (2007-08)
Andrew Studer (2020)
Chandler Stump (2017-20)
Neil Suber (1998-01)
Terrie Sudduth (1978-80)
Mellio Sulipeck (1964-65)
Andy Summerlin (2011)
Phillip Sumpter (2014-16)
Glenn Sumter (1998-01)
Brent Sutherland (2007-08)
Phil Sutherland (1980-82)
Ned Suttle (1953-54)
Ernest Suttles (2014-17)
Duron Sutton (1995-96)
Dick Swain (1929)

T

Joe Tague (1972)
Tom Talbot (1970-71)
Frank Talerico (1956-57)
John Tate IV (2017-)
Trevon Tate (2015-18)
Jeremy Tate Jr. (2020-)
Rex Tatum (1955-56)
Cade Taylor (2020-)
Clifton Taylor (1971-73)
Ed Taylor (1972-73)
Eric Taylor (2000-03)
Hal Taylor (1956-58)
Patrick Taylor Jr. (2016-19)
Sheldon Taylor (2002-03)
Timothy Taylor (2018-20)
Tony Taylor (1951-53)
Bob Teer (1936)
Leonard Teixeira (1969)
Luis Tejada (1994)
Greg Terrell (2006-09)
Coot Terry (2000-03)
Dashawn Terry (2014-15)
Roger Terry (2009)
Brian Thomas (2019-20)
Brandon Thomas (2020-)
Charles Thomas (1942)
Daniel Thomas (2010-11)
Dave Thomas (2006-07)
Jim Thomas (1983-85)
La'Andre Thomas (2017-20)
Marvin Thomas (1993-96)
Michael Thomas (1977-80)
Oscar Thomas (1953)
Sam Thomas (2013-14)
Terrence Thomas (2010-11)
Tristan Thomas (2001-04)
Brent Thompson (1987)
Burl Thompson (1923)
DeAndre Thompson (2012)
Don Thompson (1955)
Ed Thompson (1928-29)
James Thompson (1972-73)
John Thompson (1985-86)
Justin Thompson (2009-10)
Knox Thompson (1948-49)

Reginald Thompson (1983-85)
Tommy Thompson (1971-73)
Troy Thompson (1989-90)
Doss Thorne (1923)
Royster Thurman (1916)
Rick Thurow (1967-69)
Tom Thweatt (1972)
Gerald Tinker (1971-72)
Brent Todd (2007-08)
Jerry Todd (1967-69)
Brett Toney (2007-09)
Darrel Torbeft (1977-79)
Bub Tracy (1923)
Rusty Trail (1987-89)
Butch Travis (1962-64)
Reggie Travis (2011-12)
Lish Trice (1989-90)
Ken Trocki (1972-74)
Frank Trotter (2008-11)
Nick Tsatsaronis (2000)
Don Tubbs (1952-53)
Albert Tucker (1933-36)
Brandon Tucker (1997-99)
Robert Tucker (1915)
Mike Turkiewicz (1986)
Ellis Turner (1983-84)
Haiden Turner (1935-36)
Jack Turner (1955-57)
Steven Turner (2006-09)
Tom Twitty (1952-53)
Fulford (Tombstone) Tyson (1924)

U

Tyler Uselton (2014-15)

V

Jamere Valentine (2012-13)
Ken Valentine (1970-71)
Duane Vandborg (1993-94)
Brian Vanderheyden (1978-80)
Russell Van Dyke (1923)
Johnny Van Vulpem (1940)
David Vaughn (1968-70)
Elmer Vaughn (1937-38)
Kimbrough Vaughn (1937-38)
Newell Vaugn (1941)
Eduardo Vega (1990)
Jay Verna (1976-77)
Scott Vogel (2001-04)
Tommy Vollmar (1998-99)
Richard Vollmer (1959)
Russell Vollmer (1961-63)
Greg Voran (1976-77)

W

Charles Walker (1992)
Jeff Walker (1982-85)
Johnny Walker (1982-83)
Otis Walker (1926-29)
Tommy Walker (2007, 2009-11)
John Wallace (1941)
Ray Wallace (1972-73)
Tearris Wallace (2014-16)
Tom Wallace (1965-67)
-Wallace (1913)
Charles Walsh (1915-16)
Bobby Ward (1973)
Gene Ward (1964-65)
Jerry Ward (1952-53)
Keydrin Ward (1998-99)
Marquis Warford (2013)

Brandon Washington (2008)
Henry Washington (2002)
LaVale Washington (2002-05)
Tahj Washington (2019-20)
Todd Washington (2010)
Hugh Washburn (1914-16, 1919)
Kylan Watkins (2019-20)
Jashon Watkins-Perkins (2019-20)
Anthony Watson (2012-13)
Preston Watts (1940-42)
Austin Weaver (2010-12)
Josh Weaver (2006-09)
Marquavius Weaver (2018-)
Stan Weaver (1981-83)
Fred Webb (1976-78)
Ray Webb (1968-70)
Von Webb (2002, 2004)
Kobe Webster (2020-)
Pete Wedel (1952)
Wayne Weedon (1977-79)
Pete Weeks (1968-69)
W.D. Weeks (1970)
Rhett Weidenbacher (2020)
Ed Weldon (1961-62)
Nykiren Wellington (2013-14)
James West (1937-38)
Marcus West (2002-05)
Turner West (2007-09)

Johnny Westbrook (2020-)

Dernice Wherry (1999-01)
Blake Whiddon (2005)
Brett Whiddon (1991-93)
Travis Whittaker (1997)
Brady White (2018-20)
Darron White (2001-04)
Gerald White (1986-89)
James White (1986-87)
Jeff White (1981-84)
John White (1966-67)
Keith White (1947-50)
Maurice White (2020-)
Ryan White (1998-01)
Shareef White (2014-17)
William White (1915)
Olen Whitely (2003-05)
Glenn Whiteman (1974-75)
Don Whitlock (1961-62)
Doug Whittaker (2001-02)
Vance Whittaker (1972)
Glenn Whittimore (1971-73)
Andy Whitwell (1986-88)
Raymond Wiles (1947)
Tony Wiley (1980-82)
James Wilhite (1914-15)
Britton Wilkins (1993-96)
Adam Williams (2018-20)
Alex Williams (1949-50)
Bobby Williams (1974-76)
Brian Williams (1994)
Chad Williams (1992-93)
Cooper Williams (2015-16)
DeAngelo Williams (2002-05)
Earnest Williams (2005-08)
Fred Williams (1968)
Ian Williams (1997-98, 2000)
Jeremy Williams (1990-93)
John "Pop" Williams (2016-20)
Larry Williams (1965-67)

Punkin Williams (1983-84)
Richard Williams (1979-82)
Ryan Williams (2005-07)
Ryan Williams (2010)
Stevie D. Williams (1990-93)
Tony Williams (1993-96)
Freddie Williamson (1953)
Patrick Willis (1998-00)
Charles Wilson (1986-88)
Eric Wilson (1982)
Jonathan Wilson (2016-19)
Kameron Wilson (2019-20)
Nelson Wilson (1934)
Paul Wilson (1970-72)
Rolin Wilson (1914-16, 1919)
Victor Wimpee (1968-59)
Danny Wimprine (2001-04)
Frank Wims (2015)
Tito Windham (2017-18)
Ricky Windom (1988-90)
Patrick Winfield (2014)
Charlie Wing (1949-50)
Ferris Wing (1949-50, 1952-53)
Francis Winkler (1965-67)
Dion Witty (2012-15)
Jeff Womack (1982, 1984-86)
Andy Wood (1987-90)
Wayne Wood (1950-51)
Dustin Woodard (2016-19)
Andre Woods (1993-94, 1996)
Jerome Woods (1994-95)
Joel Woods (1984)
Doug Woodlief (1963-64)
Bill Wright (1968-70)
Bryan Wright (2008-10)
Cedric Wright (1980-83)
James Earl Wright (1958-61)
John Wallace Wright (1961-64)
Keith Wright (1974-77)
Kevin Wright (2011)
Larry Wright (1954-55)
Lummy Wright (1973-75)
Thomas Wright (1934)
Lynn Wroblewski (1966-67)
Bruce Wyatt (1924)

Y

Anthony Young (2014-17)
Bobby Young (1956)
Carl Young (1953)
Damon Young (1985-88)
Jerry Young (1981-82)
Robby Young (2014-16)
Roberto Young (2000)

Z

Vinny Zaccario (2008)
Billy Zarecor (1937-38)
Mike Zdancewicz (1975-77)
Charles Zuendel (1942)

ALL-TIME SERIES RECORD

OPPONENT	FIRST GAME	LAST GAME	W	L	T
Abilene Christian	1954	1961	3	0	1
Akron	2005	2005	1	0	0
Alabama	1958	1991	1	7	0
Arkansas	1992	1998	3	2	0
Arkansas-Monticello	1938	1938	1	0	0
Arkansas State	1914	2020	30	24	5
Arkansas Tech	1956	1957	2	0	0
Army	1985	2002	4	1	0
Athens College	1948	1948	1	0	0
Auburn	1975	2015	2	1	0
Austin Peay	1937	2014	8	0	0
Bethel College (Tenn.)	1922	1933	7	4	2
Bowling Green	2004	2016	2	1	0
BYU	2014	2014	1	0	0
Caruthersville JC (Mo.)	1929	1931	2	0	1
Centenary College	1947	1947	1	0	0
Central Arkansas	1920	1936	1	3	1
Chattanooga	1942	2006	12	5	0
Cincinnati	1966	2020	23	14	0
The Citadel	1958	1962	2	1	0
Colorado State	1974	1974	1	0	0
Cumberland College	1928	1938	2	1	0
Delta State	1927	1949	9	4	1
Detroit	1962	1962	1	0	0
Drake	1972	1972	0	1	0
Duke	2012	2013	0	2	0
East Central Oklahoma	1951	1951	1	0	0
East Tennessee State	1956	1957	2	0	0
ECU	1990	2018	8	15	0
Florida	1988	1989	1	1	0
Florida Atlantic	2007	2020	1	1	0
Florida State	1959	1990	7	10	1
Freed-Hardeman	1933	1933	1	0	0
Furman	1961	1961	0	1	0
Georgia	1982	1984	0	2	0
Georgia State	2018	2018	1	0	0
Georgia Tech	1980	1982	1	2	0
Hardin-Simmons	1960	1961	2	0	0
Hendrix College	1923	1925	1	2	0
Houston	1963	2020	14	15	0
Iowa State	2017	2017	0	1	0
Jacksonville State	1937	2007	2	0	0
Jonesboro College	1924	1930	4	0	1
Kansas	2015	2016	2	0	0
Kansas State	1949	1973	1	2	0
Kentucky	1953	1957	0	4	0
Lambuth College	1926	1931	3	1	0
Little Rock College	1920	1929	1	3	0
Livingston State	1941	1941	1	0	0
Louisiana	1950	1996	9	4	0
Louisiana College	1936	1958	5	3	0
Louisiana Tech	1936	1959	5	5	0
Louisville	1948	2013	19	24	0
Lyons College	1922	1932	2	2	0
Marshall	2005	2012	2	6	0
Mayfield College	1927	1928	2	0	0
McNeese State	1964	1965	2	0	0
Mercer	2018	2018	1	0	0
Miami (Fla.)	1969	1996	1	2	0
Michigan	1995	1995	0	1	0
Michigan State	1997	1997	0	1	0
Middle Tennessee	1925	2014	9	17	1
Millsaps College	1930	1941	2	2	0

OPPONENT	FIRST GAME	LAST GAME	W	L	T
Minnesota	1997	1998	0	2	0
Mississippi State	1951	2011	10	34*	0
Missouri	1991	2018	1	3	0
Missouri S&T	1947	1948	1	1	0
Missouri State	1923	2015	2	1	0
Murray State	1924	2002	10	9	3
Navy	2015	2020	3	3	0
New Mexico	1986	1986	0	1	0
Nicholls	2008	2008	1	0	0
North Carolina	1983	1984	0	2	0
North Texas	1952	1980	16	4	0
Ole Miss	1921	2019	12	49^	2
Ouachita	1942	1942	0	1	0
Penn State	2019	2019	0	1	0
Rhodes	1922	1941	2	7	0
Rice	2007	2012	2	2	0
San Jose State	1971	1971	1	0	0
SMU	1976	2020	9	4	0
South Alabama	2018	2019	2	0	0
South Carolina	1963	1972	2	2	0
Southeastern Louisiana	1942	1953	1	2	0
Southeast Missouri	1929	2016	3	1	2
Southern	2019	2019	1	0	0
Southern Illinois	2017	2017	1	0	0
Southern Miss	1935	2012	22	40	1
Stephen F. Austin	1959	2020	2	0	0
Sunflower JC	1928	1934	3	0	0
Tampa	1948	1964	3	0	0
TCU	2002	2002	0	1	0
Temple	2013	2020	3	3	0
Tennessee	1968	2010	1	22	0
Tennessee Tech	1931	2003	10	7	4
Texas A&M	1978	1979	0	2	0
Trinity	1955	1956	0	2	0
Troy	1937	1941	4	1	0
Tulane	1954	2020	23	13	1
Tulsa	1961	2019	19	11	0
UAB	1997	2012	5	10	0
UCF	1990	2020	2	13	0
UCLA	2014	2017	1	1	0
UConn	2013	2018	3	1	0
ULM	1979	2019	3	1	0
Union University	1916	1950	10	13	0
USC	1991	1991	1	0	0
USF	2001	2020	7	4	0
UT Arlington	1960	1962	2	0	0
UT Martin	1924	2013	6	3	0
Utah State	1965	1977	4	3	0
UTEP	2005	2010	3	1	0
Vanderbilt	1950	1989	5	7	0
VMI	1960	1960	1	0	0
Virginia Tech	1970	1985	3	3	0
Wake Forest	1964	2018	2	3	0
Washington University (Mo.)	1949	1950	2	0	0
West Texas A&M	1963	1971	6	0	0
Wichita State	1968	1980	10	0	0
WKU	1933	2016	2	3	1

120 MAJOR OPPONENTS: 481-495-28

*Mississippi State win later forfeited by the NCAA.

^Two Ole Miss wins later forfeited by the NCAA.

ALL-TIME SERIES RESULTS

ABILENE CHRISTIAN

MEMPHIS LEADS 3-0-1

1954	T	6-6	at Memphis
1959	W	13-7	at Memphis
1960	W	55-6	at Memphis
1961	W	35-55	at Memphis

Home: 3-0-1

AKRON

MEMPHIS LEADS 1-0

2005	W	38-31	at Detroit
------	---	-------	------------

Neutral: 1-0

ALABAMA

ALABAMA LEADS 7-1

1958	L	14-0	at Tuscaloosa
1959	L	14-7	at Tuscaloosa
1983	L	44-13	at Tuscaloosa
1985	L	28-9	at Memphis
1986	L	37-0	at Tuscaloosa
1987	W	13-10	at Memphis
1989	L	35-7	at Birmingham
1991	L	10-7	at Memphis

Home: 1-2

Away: 0-4

Neutral: 0-1

ARKANSAS

MEMPHIS LEADS 3-2

1992	W	22-6	at Memphis
1993	W	6-0	at Little Rock
1994	W	16-15	at Memphis
1995	L	27-20	at Little Rock
1998	L	23-9	at Memphis

Home: 2-1

Away: 1-1

ARKANSAS-MONTICELLO

MEMPHIS LEADS 1-0

1938	W	50-0	at Memphis
------	---	------	------------

Home: 1-0

ARKANSAS STATE

MEMPHIS LEADS 30-24-5

1914	L	18-6	at Jonesboro
1915	L	40-0	at Jonesboro
1916	L	27-0	at Jonesboro
1917	L	19-0	at Jonesboro
1918	W	37-6	at Jonesboro
1919	L	6-0	at Jonesboro
1920	L	13-0	at Jonesboro
1921	L	19-0	at Jonesboro
1922	W	68-0	at Memphis
1923	W	6-0	at Jonesboro
1925	L	19-0	at Jonesboro
1926	L	7-0	at Memphis
1927	L	9-6	at Memphis
1928	W	19-14	at Memphis
1929	W	6-0	at Jonesboro
1930	L	13-6	at Memphis
1931	L	14-6	at Jonesboro
1932	L	12-6	at Memphis
1933	T	0-0	at Jonesboro
1934	W	18-0	at Memphis
1935	L	18-0	at Jonesboro
1938	W	38-2	at Jonesboro
1939	L	7-6	at Memphis
1947	T	19-19	at Memphis
1948	W	34-13	at Memphis
1949	W	61-7	at Jonesboro
1950	W	60-7	at Memphis
1953	L	20-0	at Memphis
1954	W	26-7	at Memphis
1955	L	21-20	at Memphis
1956	W	34-0	at Memphis

ARKANSAS STATE

MEMPHIS LEADS 30-24-5

1957	W	34-0	at Memphis
1975	L	29-10	at Memphis
1980	W	24-3	at Memphis
1982	W	12-0	at Memphis
1983	T	14-14	at Memphis
1984	W	17-2	at Memphis
1986	L	30-10	at Memphis
1987	T	21-21	at Memphis
1988	W	9-7	at Memphis
1989	L	17-13	at Memphis
1990	T	24-24	at Memphis
1991	W	31-21	at Memphis
1992	W	37-7	at Memphis
1993	W	45-3	at Memphis
1994	W	15-6	at Memphis
1997	W	38-9	at Memphis
1998	W	35-19	at Memphis
1999	W	31-26	at Memphis
2000	W	19-17	at Jonesboro
2003	W	38-16	at Memphis
2004	W	47-35	at Jonesboro
2006	L	26-23	at Memphis
2007	L	35-31	at Jonesboro
2008	W	29-17	at Memphis
2011	L	47-3	at Jonesboro
2012	L	33-28	at Jonesboro
2013	W	31-7	at Memphis
2020	W	37-24	at Memphis

Home: 23-11-4

Away: 7-13-1

ARKANSAS TECH

MEMPHIS LEADS 2-0

1956	W	32-21	at Memphis
1957	W	20-6	at Memphis

Home: 2-0

ARMY

MEMPHIS LEADS 4-1

1985	L	49-7	at West Point
1999	W	14-10	at Memphis
2000	W	26-16	at West Point
2001	W	42-10	at Memphis
2002	W	38-10	at Memphis

Home: 3-0

Away: 1-1

ATHENS COLLEGE

MEMPHIS LEADS 1-0

1948	W	45-0	at Athens
------	---	------	-----------

Away: 1-0

AUBURN

MEMPHIS LEADS 2-1

1975	W	31-20	at Auburn
1976	W	28-27	at Memphis
2015	L	31-10	at Birmingham

Home: 1-0

Away: 1-0

Neutral: 0-1

AUSTIN PEAY

MEMPHIS LEADS 8-0

1937	W	26-0	at Memphis
1940	W	40-0	at Memphis
1941	W	26-0	at Clarksville
1947	W	40-0	at Memphis
1956	W	42-19	at Memphis
1957	W	41-0	at Memphis
2011	W	27-6	at Memphis
2014	W	63-0	at Memphis

AUSTIN PEAY

MEMPHIS LEADS 8-0

Home: 7-0

Away: 1-0

BETHEL COLLEGE

MEMPHIS LEADS 7-4-2

1922	W	26-0	at McKenzie
1923	W	12-0	at Memphis
1924	L	6-0	at McKenzie
1925	L	7-0	at McKenzie
1926	L	13-0	at Memphis
1927	W	27-13	at Memphis
1928	T	0-0	at Memphis
1929	W	10-0	at McKenzie
1930	W	20-0	at Memphis
1931	T	0-0	at McKenzie
1931	W	6-0	at Memphis
1932	L	6-0	at Memphis
1933	W	20-13	at McKenzie

Home: 4-2-1

Away: 3-2-1

BOWLING GREEN

MEMPHIS LEADS 2-1

2004	L	52-35	at Mobile
2015	W	44-41	at Bowling Green
2016	W	77-3	at Memphis

Home: 1-0

Away: 1-0

Neutral: 0-1

BYU

MEMPHIS LEADS 1-0

2014	W	55-48	at Miami
------	---	-------	----------

Neutral: 1-0

CARUTHERSVILLE JC

MEMPHIS LEADS 2-0-1

1929	W	26-0	at Memphis
1930	W	25-13	at Memphis
1931	T	0-0	at Caruthersville

Home: 2-0

Away: 0-0-1

CENTENARY COLLEGE

MEMPHIS LEADS 1-0

1947	W	26-7	at Memphis
------	---	------	------------

Home: 1-0

CENTRAL ARKANSAS

CENTRAL ARKANSAS LEADS 3-1-1

1920	L	35-0	at Conway
1922	T	0-0	at Conway
1923	W	14-7	at Conway
1935	L	19-0	at Memphis
1936	L	54-0	at Conway

Home: 0-1

Away: 1-2-1

CHATTANOOGA

MEMPHIS LEADS 12-5

1942	L	44-19	at Chattanooga
1950	W	26-8	at Chattanooga
1951	W	13-0	at Memphis
1952	L	23-6	at Chattanooga
1953	W	7-6	at Chattanooga
1955	L	25-7	at Chattanooga
1956	L	14-13	at Chattanooga
1957	L	7-0	at Chattanooga
1958	W	22-7	at Memphis
1959	W	15-9	at Chattanooga
1960	W	42-0	at Memphis

NON-COLLEGIATE SERIES RECORDS

OPPONENT	FIRST GAME	LAST GAME	W	L	T
Blytheville High (Ark.)	1922	1922	0	0	1
Bolton Agricultural College	1912	1914	2	0	0
Castle Heights Military Institute	1918	1918	0	1	0
Central High (Memphis)	1913	1919	1	6	0
Central-MUS All-Stars	1918	1918	0	1	0
Christian Brothers College	1912	1922	2	3	0
First Battalion Tenn. Nat'l Guard	1915	1915	1	0	0
Ford Kilvington	1921	1921	1	0	0
Haywood County High	1915	1921	2	0	1
Independents	1915	1915	1	0	0
Jackson High (Tenn.)	1914	1917	2	1	0
McKenzie-McTyiere Prep	1919	1919	0	1	0
Memphis Navy	1950	1950	1	0	0
Mississippi Heights	1923	1924	1	1	0
Mississippi Reserves	1914	1914	0	1	0
Memphis University School	1912	1922	1	7	1
NATC (Navy Millington)	1947	1948	1	1	0
Osceola (Ark.) Athletic Club	1914	1914	1	0	0
Paragould High (Ark.)	1920	1920	0	1	0
Pensacola Navy (Fla.)	1947	1949	2	1	0
Quantic Marines	1965	1966	1	1	0
Somerville High (Tenn.)	1913	1916	4	0	0
Tech High (Memphis)	1919	1921	2	0	0
Tennessee Doctors (Memphis)	1923	1926	0	3	0
Tennessee Reserves	1921	1921	0	0	1
Tupelo (Miss.) Military Institute	1922	1922	1	0	0
Wilson High (Ark.)	1921	1922	1	0	1

ALL-TIME RECORD: 501-521-33

ALL-TIME SERIES RESULTS

CHATTANOOGA

MEMPHIS LEADS 12-5

1961	W	41-13	at Chattanooga
1963	W	13-0	at Memphis
2001	W	43-10	at Memphis
2004	W	52-21	at Memphis
2005	W	59-14	at Memphis
2006	W	33-14	at Memphis

Home: 8-1
Away: 4-4

CINCINNATI

MEMPHIS LEADS 23-14

1966	W	26-14	at Memphis
1967	W	17-0	at Memphis
1969	W	52-6	at Cincinnati
1970	W	14-10	at Memphis
1971	W	45-21	at Cincinnati
1972	W	29-24	at Memphis
1973	W	17-13	at Cincinnati
1974	W	13-7	at Memphis
1975	L	13-3	at Cincinnati
1978	L	34-14	at Memphis
1979	W	23-17	at Memphis
1980	L	14-10	at Cincinnati
1981	L	38-7	at Cincinnati
1982	L	16-7	at Memphis
1983	W	43-10	at Cincinnati
1984	W	47-7	at Memphis
1989	W	34-17	at Cincinnati
1992	W	34-14	at Memphis
1993	L	23-20	at Cincinnati
1994	W	26-3	at Memphis
1995	L	28-3	at Cincinnati
1996	W	18-16	at Memphis
1997	L	20-17	at Cincinnati
1998	W	41-23	at Memphis
1999	W	21-13	at Cincinnati
2000	L	13-10 (ot)	at Memphis
2001	L	36-34	at Memphis
2002	L	48-10	at Cincinnati
2003	W	21-16	at Memphis
2004	L	49-10	at Cincinnati
2013	L	34-21	at Memphis
2014	W	41-14	at Cincinnati
2015	W	53-46	at Memphis
2016	W	34-7	at Cincinnati
2019	W	34-24	at Memphis
2019	W	29-24	at Memphis
2020	L	49-10	at Cincinnati

Home: 15-5
Away: 8-9

THE CITADEL

MEMPHIS LEADS 2-1

1958	L	28-26	at Memphis
1961	W	40-0	at Memphis
1962	W	60-13	at Charleston

Home: 1-1
Away: 1-0

COLORADO STATE

MEMPHIS LEADS 1-0

1974	W	20-18	at Fort Collins
------	---	-------	-----------------

Away: 1-0

CUMBERLAND COLLEGE

MEMPHIS LEADS 2-1

1928	L	6-0	at Lebanon
1929	W	12-6	at Memphis
1938	W	68-0	at Memphis

Home: 2-0
Away: 0-1

DELTA STATE

MEMPHIS LEADS 9-4-1

1927	W	21-0	at Memphis
1928	W	12-0	at Cleveland
1929	T	0-0	at Memphis
1930	L	7-0	at Cleveland
1931	L	32-6	at Memphis
1932	W	13-0	at Cleveland
1935	W	30-0	at Memphis
1936	L	33-7	at Cleveland
1937	L	19-14	at Memphis
1938	W	8-0	at Cleveland
1939	W	7-0	at Memphis
1940	W	7-0	at Cleveland
1941	W	23-7	at Memphis
1949	W	47-0	at Memphis

Home: 5-2-1
Away: 4-2

DETROIT

MEMPHIS LEADS 1-0

1962	W	33-8	at Memphis
------	---	------	------------

Home: 1-0

DRAKE

DRAKE LEADS 1-0

1972	L	23-7	at Memphis
------	---	------	------------

Home: 0-1

DUKE

DUKE LEADS 2-0

2012	L	38-14	at Durham
2013	L	28-14	at Memphis

Home: 0-1
Away: 0-1

ECU

ECU LEADS 15-8

1990	L	24-17	at Memphis
1991	L	20-13	at Greenville
1992	W	42-7	at Memphis
1993	W	34-7	at Greenville
1994	L	30-6	at Memphis
1995	L	31-17	at Greenville
1996	L	20-10	at Memphis
1997	L	32-10	at Greenville
1998	L	34-31	at Memphis
2000	W	17-10	at Memphis
2001	L	32-11	at Greenville
2003	W	41-24	at Memphis
2004	W	38-35	at Greenville
2005	W	27-24	at Memphis
2006	L	35-20	at Greenville
2007	L	56-40	at Memphis
2008	L	30-10	at Greenville
2009	L	38-19	at Memphis
2010	L	49-27	at Greenville
2011	L	35-17	at Memphis
2012	L	41-7	at Greenville
2017	W	70-13	at Memphis
2018	W	59-41	at Greenville

Home: 5-7
Away: 3-8

EAST CENTRAL OKLAHOMA

MEMPHIS LEADS 1-0

1951	W	61-0	at Memphis
------	---	------	------------

Home: 1-0

EAST TENNESSEE STATE

MEMPHIS LEADS 2-0

1956	W	32-12	at Johnson City
1957	W	24-7	at Memphis

EAST TENNESSEE STATE

MEMPHIS LEADS 2-0

Home: 1-0
Away: 1-0

FLORIDA

TIED 1-1

1988	W	17-11	at Gainesville
1989	L	38-13	at Memphis

Home: 0-1
Away: 1-0

FLORIDA ATLANTIC

FLORIDA ATLANTIC LEADS 1-0

2007	L	44-27	at New Orleans
2020	W	25-10	at Montgomery, Ala.

Neutral: 1-1

FLORIDA STATE

FLORIDA STATE LEADS 10-7-1

1959	W	16-6	at Memphis
1967	L	26-7	at Memphis
1968	L	20-10	at Tallahassee
1969	W	28-26	at Tallahassee
1970	W	16-12	at Memphis
1973	W	13-10	at Tallahassee
1974	W	42-14	at Memphis
1975	W	17-14	at Tallahassee
1976	W	21-12	at Memphis
1977	L	30-9	at Tallahassee
1979	L	66-17	at Tallahassee
1980	L	24-3	at Memphis
1981	L	10-5	at Tallahassee
1984	T	17-17	at Memphis
1985	L	19-10	at Tallahassee
1987	L	41-24	at Tallahassee
1989	L	57-20	at Tallahassee
1990	L	35-3	at Orlando

Home: 4-2-1
Away: 3-7
Neutral: 0-1

FREED-HARDEMAN

MEMPHIS LEADS 1-0

1933	W	51-0	at Memphis
------	---	------	------------

Home: 1-0

FURMAN

FURMAN LEADS 1-0

1961	L	7-6	at Memphis
------	---	-----	------------

Home: 0-1

GEORGIA

GEORGIA LEADS 2-0

1982	L	34-3	at Athens
1984	L	13-3	at Memphis

Home: 0-1
Away: 0-1

GEORGIA STATE

MEMPHIS LEADS 1-0

2018	W	59-22	at Memphis
------	---	-------	------------

Home: 1-0

GEORGIA TECH

GEORGIA TECH LEADS 2-1

1980	L	17-8	at Atlanta
1981	W	28-15	at Atlanta
1982	L	24-20	at Memphis

Home: 0-1
Away: 1-1

HARDIN-SIMMONS

MEMPHIS LEADS 2-0

1960	W	42-7	at Memphis
1961	W	56-0	at Memphis

Home: 2-0

HENDRIX COLLEGE

HENDRIX COLLEGE LEADS 2-1

1923	W	9-6	at Conway
1924	L	51-0	at Conway
1925	L	54-6	at Conway

Away: 1-2

HOUSTON

HOUSTON LEADS 16-13

1963	W	29-6	at Memphis
1966	W	14-13	at Houston
1967	L	35-18	at Houston
1968	L	27-7	at Memphis
1971	L	35-7	at Memphis
1973	L	35-21	at Memphis
1974	L	13-10	at Houston
1975	W	14-7	at Memphis
1978	W	17-3	at Memphis
1996	L	37-20	at Houston
1997	W	24-3	at Memphis
1998	L	35-14	at Houston
2000	L	33-30 (3ot)	at Memphis
2001	W	52-33	at Houston
2002	L	26-21	at Memphis
2003	W	45-14	at Houston
2004	W	41-14	at Memphis
2005	W	35-20	at Houston
2006	L	23-20 (ot)	at Memphis
2009	L	55-14	at Houston
2010	L	56-17	at Memphis
2013	L	25-15	at Houston
2014	L	28-24	at Memphis
2015	L	35-34	at Houston
2016	W	48-44	at Memphis
2017	W	42-38	at Houston
2018	W	52-31	at Memphis
2019	W	45-27	at Houston
2020	W	30-27	at Memphis

Home: 8-8
Away: 6-7

IOWA STATE

IOWA STATE LEADS 1-0

2017	L	21-20	at Memphis
------	---	-------	------------

Neutral: 0-1

JACKSONVILLE STATE

MEMPHIS LEADS 2-0-0

1937	W	46-0	at Memphis
2007	W	35-14	at Memphis

Home: 2-0

JONESBORO COLLEGE

MEMPHIS LEADS 4-0-1

1924	W	33-6	at Memphis
1925	T	6-6	at Jonesboro
1926	W	19-0	at Jonesboro
1927	W	48-0	at Memphis
1930	W	73-0	at Memphis

Home: 3-0
Away: 1-0-1

2021 MEMPHIS FOOTBALL

ALL-TIME SERIES RESULTS

KANSAS

MEMPHIS LEADS 2-0

2015	W	55-23	at Lawrence
2016	W	43-7	at Memphis

Home: 1-0

Away: 1-0

KANSAS STATE

KANSAS STATE LEADS 2-1

1949	W	21-14	at Memphis
1971	L	28-21	at Memphis
1973	L	21-16	at Manhattan

Home: 1-1

Away: 0-1

KENTUCKY

KENTUCKY LEADS 4-0

1953	L	20-7	at Lexington
1954	L	33-7	at Lexington
1955	L	41-7	at Lexington
1957	L	53-7	at Lexington

Away: 0-4

LAMBETH COLLEGE

MEMPHIS LEADS 3-1

1926	L	7-0	at Jackson
1927	W	20-7	at Memphis
1930	W	14-6	at Jackson
1931	W	13-0	at Memphis

Home: 2-0

Away: 1-1

LITTLE ROCK COLLEGE

LITTLE ROCK COLLEGE LEADS 3-1

1920	L	41-0	at Little Rock
1923	L	3-0	at Little Rock
1926	L	48-14	at Little Rock
1929	W	32-6	at Memphis

Home: 1-0

Away: 0-3

LIVINGSTON STATE

MEMPHIS LEADS 1-0

1941	W	38-0	at Memphis
------	---	------	------------

Home: 1-0

LOUISIANA

MEMPHIS LEADS 9-4

1950	W	20-0	at Memphis
1951	W	41-7	at Lafayette
1967	W	28-6	at Memphis
1973	W	41-6	at Lafayette
1984	W	20-7	at Memphis
1985	W	37-6	at Lafayette
1986	L	26-10	at Memphis
1987	L	31-7	at Lafayette
1988	W	20-3	at Memphis
1990	W	20-6	at Memphis
1993	L	17-15	at Lafayette
1995	W	33-19	at Memphis
1996	L	13-9	at Lafayette

Home: 6-1

Away: 3-3

LOUISIANA COLLEGE

MEMPHIS LEADS 5-3

1936	L	12-0	at Memphis
1937	L	7-0	at Pineville
1938	W	14-6	at Memphis
1939	L	19-15	at Pineville
1940	W	26-13	at Memphis

LOUISIANA COLLEGE

MEMPHIS LEADS 5-3

1949	W	27-0	at Memphis
1950	W	25-12	at Pineville
1958	W	27-14	at Memphis

Home: 4-1

Away: 1-2

LOUISIANA TECH

TIED 5-5

1936	L	44-0	at Ruston
1942	L	33-7	at Memphis
1948	L	20-14	at Ruston
1950	W	6-0	at Memphis
1951	W	26-14	at Memphis
1952	L	26-7	at Ruston
1953	W	13-7	at Memphis
1957	W	17-7	at Ruston
1958	W	26-12	at Memphis
1959	L	10-8	at Ruston

Home: 4-1

Away: 1-4

LOUISVILLE

LOUISVILLE LEADS 24-19

1948	W	13-7	at Memphis
1952	W	29-25	at Memphis
1961	W	28-13	at Louisville
1962	W	49-0	at Memphis
1963	W	25-0	at Louisville
1964	W	34-0	at Memphis
1968	W	44-14	at Louisville
1969	W	69-19	at Memphis
1970	L	40-27	at Louisville
1971	L	26-20	at Memphis
1972	L	17-0	at Louisville
1973	W	28-21	at Memphis
1974	W	16-10	at Louisville
1975	W	41-7	at Memphis
1976	W	26-14	at Louisville
1977	L	14-13	at Memphis
1978	W	29-22	at Louisville
1979	W	10-6	at Memphis
1980	L	38-14	at Louisville
1981	L	14-7	at Memphis
1982	L	38-19	at Memphis
1983	W	45-7	at Louisville
1986	L	34-8	at Louisville
1987	W	43-8	at Memphis
1988	L	29-18	at Louisville
1989	L	40-10	at Memphis
1990	L	19-17	at Louisville
1991	W	35-7	at Memphis
1992	L	16-15	at Louisville
1993	L	54-28	at Memphis
1994	L	10-6	at Louisville
1995	L	17-7	at Memphis
1996	L	13-10	at Louisville
1997	W	21-20	at Memphis
1998	L	35-32	at Louisville
1999	L	32-31	at Memphis
2001	L	38-21	at Louisville
2002	L	38-32	at Memphis
2003	W	37-7	at Louisville
2004	L	56-49	at Memphis
2008	L	35-28	at Memphis
2010	L	56-0	at Louisville
2013	L	24-17	at Louisville

Home: 11-11

Away: 8-13

LYONS COLLEGE

TIED 2-2

1922	L	13-0	at Batesville
1924	L	49-0	at Batesville

LYONS COLLEGE

TIED 2-2

1932	W	20-0	at Batesville
1933	W	20-6	at Batesville

Away: 2-2

MARSHALL

MARSHALL LEADS 6-2

2005	W	26-3	at Memphis
2006	L	41-27	at Huntington
2007	W	24-21	at Memphis
2008	L	17-16	at Huntington
2009	L	27-16	at Memphis
2010	L	28-13	at Huntington
2011	L	23-22	at Memphis
2012	L	38-28	at Huntington

Home: 2-2

Away: 0-4

MAYFIELD COLLEGE

MEMPHIS LEADS 2-0

1927	W	7-0	at Memphis
1928	W	34-0	at Mayfield

Home: 1-0

Away: 1-0

MCNEESE STATE

MEMPHIS LEADS 2-0

1964	W	23-0	at Memphis
1965	W	28-0	at Lake Charles

Home: 1-0

Away: 1-0

MERCER

MEMPHIS LEADS 1-0

2018	W	66-14	at Memphis
------	---	-------	------------

Home: 1-0

MIAMI (FLA.)

MIAMI LEADS 2-1

1969	W	26-13	at Memphis
1993	L	41-17	at Miami
1996	L	30-7	at Memphis

Home: 1-1

Away: 0-1

MICHIGAN

MICHIGAN LEADS 1-0

1995	L	24-7	at Ann Arbor
------	---	------	--------------

Away: 0-1

MICHIGAN STATE

MICHIGAN STATE LEADS 1-0

1997	L	51-21	at East Lansing
------	---	-------	-----------------

Away: 0-1

MIDDLE TENNESSEE

MIDDLE TENNESSEE LEADS 17-9-1

1925	L	57-7	at Murfreesboro
1926	L	27-0	at Memphis
1927	L	47-7	at Murfreesboro
1928	T	13-13	at Memphis
1931	L	15-0	at Murfreesboro
1932	L	6-0	at Memphis
1933	W	20-6	at Murfreesboro
1934	W	18-0	at Memphis
1935	L	35-0	at Murfreesboro
1936	L	19-0	at Memphis
1937	L	20-6	at Murfreesboro
1938	W	25-7	at Memphis
1939	W	25-6	at Murfreesboro
1940	W	14-7	at Memphis

MIDDLE TENNESSEE

MIDDLE TENNESSEE LEADS 17-9-1

1941	L	13-12	at Murfreesboro
1942	L	21-13	at Memphis
1947	L	20-0	at Murfreesboro
1948	W	13-0	at Memphis
1953	L	26-20	at Murfreesboro
1954	W	27-7	at Memphis
2007	L	21-7	at Memphis
2009	L	31-14	at Murfreesboro
2010	W	24-17	at Memphis
2011	L	38-31	at Murfreesboro
2012	L	48-30	at Memphis
2013	L	17-15	at Murfreesboro
2014	W	36-17	at Memphis

Home: 7-6-1

Away: 2-11

MILLSAPS COLLEGE

TIED 2-2

1930	L	40-0	at Jackson
1938	W	19-0	at Memphis
1939	L	2-0	at Memphis
1941	W	21-6	at Memphis

Home: 2-1

Away: 0-1

MINNESOTA

MINNESOTA LEADS 2-0

1997	L	20-17	at Memphis
1998	L	41-14	at Minneapolis

Home: 0-1

Away: 0-1

MISSISSIPPI STATE

MISSISSIPPI STATE LEADS 34-10

1951	L	27-20	at Memphis
1953	L	34-6	at Memphis
1954	L	27-7	at Starkville
1955	L	33-0	at Starkville
1957	L	10-6	at Starkville
1958	L	28-6	at Starkville
1959	L	28-23	at Starkville
1960	L	21-0	at Starkville
1961	L	23-16	at Memphis
1962	W	28-7	at Starkville
1963	W	17-10	at Memphis
1965	W	33-13	at Memphis
1974	L	29-28	at Memphis
1975	L	17-7	at Memphis
1976	L	42-33*	at Memphis
1977	W	21-13	at Memphis
1978	L	44-14	at Memphis
1979	W	14-13	at Jackson
1980	L	34-7	at Memphis
1981	L	20-3	at Jackson
1982	L	41-17	at Memphis
1983	W	30-13	at Starkville
1984	W	23-12	at Memphis
1985	L	31-28	at Starkville
1986	L	34-17	at Memphis
1987	L	9-6	at Starkville
1988	W	31-10	at Memphis
1989	L	35-10	at Starkville

ALL-TIME SERIES RESULTS

MISSISSIPPI STATE

MISSISSIPPI STATE LEADS 34-10

1996	L	31-10	at Memphis
1997	L	13-10	at Starkville
1998	L	14-6	at Memphis
1999	L	13-10	at Starkville
2000	L	17-3	at Memphis
2001	L	30-10	at Starkville
2002	L	29-17	at Memphis
2003	L	35-27	at Starkville
2010	L	49-7	at Starkville
2011	L	59-14	at Memphis

*Mississippi State win later forfeited by the NCAA

Home: 5-18
 Away: 4-15
 Neutral: 1-1

MISSOURI

MISSOURI LEADS 3-1

1991	L	31-21	at Columbia
1996	W	19-16	at Columbia
1999	L	27-17	at Memphis
2018	L	65-33	at Columbia

Home: 0-1
 Away: 1-2

MISSOURI S&T

TIED 1-1

1947	W	13-10	at Memphis
1948	L	6-0	at Rolla

Home: 1-0
 Away: 0-1

MISSOURI STATE

MEMPHIS LEADS 2-1

1923	L	20-0	at Springfield
1942	W	6-0	at Springfield
2015	W	63-7	at Memphis

Home: 1-0
 Away: 1-1

MURRAY STATE

MEMPHIS LEADS 10-9-3

1924	T	0-0	at Murray
1927	T	14-14	at Murray
1928	L	40-0	at Memphis
1929	W	27-13	at Murray
1930	W	10-0	at Memphis
1931	L	28-2	at Murray
1932	L	6-2	at Memphis
1936	L	20-6	at Memphis
1937	L	19-0	at Murray
1940	L	35-6	at Murray
1941	L	31-6	at Murray
1942	W	21-0	at Memphis
1947	L	14-7	at Murray
1948	L	26-14	at Memphis
1949	W	34-6	at Murray
1950	W	23-6	at Murray
1952	W	34-7	at Memphis
1953	W	20-0	at Murray
1954	W	34-6	at Memphis
1955	W	20-7	at Murray
1985	T	10-10	at Memphis
2002	W	52-6	at Memphis

Home: 5-4-1
 Away: 5-5-2

NAVY

NAVY LEADS 3-2

2015	L	45-20	at Memphis
2016	L	42-28	at Annapolis
2017	W	30-27	at Memphis
2018	L	22-21	at Annapolis
2019	W	35-23	at Memphis
2020	W	10-7	at Annapolis

Home: 2-1
 Away: 1-2

NEW MEXICO

NEW MEXICO LEADS 1-0

1986	L	20-13	at Memphis
------	---	-------	------------

Home: 0-1

NICHOLLS

MEMPHIS LEADS 1-0

2008	W	31-10	at Memphis
------	---	-------	------------

Home: 1-0

NORTH CAROLINA

NORTH CAROLINA LEADS 2-0

1983	L	24-10	at Chapel Hill
1984	L	30-27	at Memphis

Home: 0-1
 Away: 0-1

NORTH TEXAS

MEMPHIS LEADS 16-4

1952	L	38-14	at Memphis
1960	W	44-0	at Denton
1961	W	41-0	at Memphis
1962	W	14-6	at Denton
1963	W	21-0	at Memphis
1965	W	28-0	at Denton
1967	W	29-20	at Memphis
1968	W	30-12	at Denton
1969	W	15-13	at Memphis
1970	W	28-7	at Denton
1971	W	47-8	at Memphis
1972	W	7-6	at Denton
1973	W	24-3	at Memphis
1974	W	41-0	at Denton
1975	W	21-19	at Memphis
1977	L	20-19	at Memphis
1978	L	41-24	at Denton
1979	W	22-0	at Memphis
1980	L	29-10	at Memphis
2003	W	27-17	at New Orleans

Home: 8-3
 Away: 7-1
 Neutral: 1-0

OLE MISS

OLE MISS LEADS 49-12-2

1921	L	82-0	at Oxford
1934	L	44-0	at Oxford
1935	L	92-0	at Oxford
1939	L	46-7	at Oxford
1940	L	38-7	at Oxford
1942	L	48-0	at Oxford
1949	L	40-7	at Memphis
1950	L	39-7	at Memphis
1951	L	32-0	at Memphis
1952	L	54-6	at Memphis
1954	L	51-0	at Memphis
1955	L	39-6	at Memphis
1956	L	26-0	at Memphis
1958	L	17-0	at Memphis
1959	L	43-0	at Oxford
1960	L	31-20	at Memphis
1962	L	21-7	at Memphis
1963	T	0-0	at Memphis

OLE MISS

OLE MISS LEADS 49-12-2

1964	L	30-0	at Oxford
1965	L	34-14	at Memphis
1966	L	13-0	at Memphis
1967	W	27-17	at Memphis
1968	L	21-7	at Memphis
1969	L	28-3	at Oxford
1970	L	47-13	at Memphis
1971	L	49-21	at Memphis
1972	L	34-29	at Memphis
1973	W	17-13	at Jackson
1974	W	15-7	at Memphis
1976	W	21-16	at Memphis
1977	L	7-3	at Jackson
1978	L	14-7	at Jackson
1979	L	38-34	at Memphis
1980	L	61-7	at Oxford
1981	L	7-3	at Memphis
1982	L	27-10	at Oxford
1983	W	37-17	at Memphis
1984	L	22-6	at Oxford
1985	T	17-17	at Memphis
1986	L	28-6	at Jackson
1987	W	16-10	at Memphis
1988	L	24-6	at Jackson
1989	L	20-13	at Memphis
1990	L	23-21	at Oxford
1991	L	10-0	at Memphis
1992	L	17-12	at Oxford
1993	W	19-3	at Memphis
1994	W	17-16	at Oxford
1995	L	34-3	at Memphis
1998	L	30-10	at Oxford
1999	L	3-0	at Memphis
2002	L	38-16	at Oxford
2003	W	44-34	at Memphis
2004	W	20-13	at Oxford
2005	L	10-6	at Memphis
2006	L	28-25	at Oxford
2007	L	23-21	at Memphis
2008	L	41-24	at Oxford
2009	L	45-14	at Memphis
2014	L	24-3*	at Oxford
2015	W	37-24	at Memphis
2016	L	48-28*	at Oxford
2019	W	15-10	at Memphis

*Ole Miss wins later forfeited by the NCAA

Home: 9-25-2
 Away: 2-20
 Neutral: 1-4

QUACHITA

QUACHITA LEADS 1-0

1942	L	32-7	at Memphis
------	---	------	------------

Home: 0-1

PENN STATE

PENN STATE LEADS 1-0

2019	L	39-53	at Arlington
------	---	-------	--------------

Neutral: 0-1

RHODES

RHODES LEADS 7-2

1922	W	26-0	at Memphis
1923	W	15-0	at Memphis
1925	L	31-6	at Memphis
1926	L	27-6	at Memphis
1927	L	26-6	at Memphis
1928	L	47-0	at Memphis*
1939	L	32-0	at Memphis
1940	L	34-0	at Memphis

RHODES

RHODES LEADS 7-2

1941	L	13-7	at Memphis
------	---	------	------------

*Played at Fargason Field; home game for Rhodes
 Home: 2-6
 Away: 0-1

RICE

TIED 2-2

2007	W	38-35	at Houston
2008	L	42-35	at Memphis
2011	L	28-6	at Houston
2012	W	14-10	at Memphis

Home: 1-1
 Away: 1-1

SAN JOSE STATE

MEMPHIS LEADS 1-0

1971	W	28-9	at Pasadena
------	---	------	-------------

Neutral: 1-0

SMU

MEMPHIS LEADS 9-4

1976	W	27-13	at Memphis
2007	W	55-52 (3ot)	at Memphis
2008	W	31-26	at Dallas
2011	L	42-0	at Memphis
2012	L	44-13	at Dallas
2013	L	34-29	at Memphis
2014	W	48-10	at Dallas
2015	W	63-0	at Memphis
2016	W	51-7	at Dallas
2017	W	66-45	at Memphis
2018	W	28-18	at Dallas
2019	W	54-48	at Memphis
2020	L	30-27	at Dallas

Home: 5-2
 Away: 4-2

SOUTH ALABAMA

MEMPHIS LEADS 2-0

2018	W	52-35	at Memphis
2019	W	42-6	at Mobile

Home: 1-0
 Away: 1-0

SOUTH CAROLINA

TIED 2-2

1963	W	9-0	at Memphis
1966	W	16-7	at Columbia
1971	L	7-3	at Memphis
1972	L	34-7	at Columbia

Home: 1-1
 Away: 1-1

SOUTHEASTERN LOUISIANA

SOUTHEASTERN LOUISIANA LEADS 2-1

1942	L	38-14	at Hammond
1952	L	28-25	at Memphis
1953	W	21-7	at Hammond

Home: 0-1
 Away: 1-1

SOUTHEAST MISSOURI

MEMPHIS LEADS 3-1-2

1929	T	0-0	at Memphis
1930	T	0-0	at Cape Girardeau
1932	W	7-0	at Cape Girardeau
1933	W	18-0	at Memphis
1934	L	6-0	at Cape Girardeau

2021 MEMPHIS FOOTBALL

ALL-TIME SERIES RESULTS

SOUTHEAST MISSOURI

MEMPHIS LEADS 3-1-2

2016 | W | 35-17 | at Memphis
Home: 2-0-1
Away: 1-1-1

SOUTHERN

MEMPHIS LEADS 1-0

2019 | W | 55-24 | at Memphis
Home: 1-0

SOUTHERN ILLINOIS

MEMPHIS LEADS 1-0

2017 | W | 44-31 | at Memphis
Home: 1-0

SOUTHERN MISS

SOUTHERN MISS LEADS 40-22-1

1935	L	12-0	at Memphis
1936	L	25-0	at Hattiesburg
1952	L	27-20	at Hattiesburg
1953	W	27-13	at Memphis
1954	L	34-21	at Hattiesburg
1955	L	34-14	at Memphis
1956	L	27-0	at Hattiesburg
1957	L	14-6	at Memphis
1958	L	24-22	at Hattiesburg
1959	W	21-6	at Memphis
1960	W	7-6	at Hattiesburg
1961	W	21-7	at Memphis
1962	W	8-6	at Memphis
1963	W	28-7	at Jackson
1964	L	20-14	at Memphis
1964	L	20-18	at Jackson
1965	L	21-16	at Jackson
1966	W	6-0	at Memphis
1967	W	24-8	at Jackson
1968	W	29-7	at Memphis
1969	W	37-7	at Memphis
1970	W	33-0	at Memphis
1971	W	27-12	at Memphis
1972	T	14-14	at Jackson
1973	L	13-10	at Memphis
1974	L	6-0	at Memphis
1975	L	21-7	at Memphis
1976	L	14-12	at Hattiesburg
1977	W	42-14	at Memphis
1978	L	13-10	at Memphis
1979	L	22-0	at Hattiesburg
1981	L	10-0	at Memphis
1982	L	34-14	at Hattiesburg
1983	L	27-20	at Memphis
1984	W	23-23	at Hattiesburg
1985	L	14-7	at Memphis
1986	L	14-9	at Hattiesburg
1987	L	17-14	at Memphis
1988	L	34-27	at Hattiesburg
1989	L	31-7	at Memphis
1990	L	23-7	at Hattiesburg
1991	W	17-12	at Memphis
1992	L	23-21	at Hattiesburg
1993	W	20-9	at Memphis
1994	L	20-3	at Hattiesburg
1995	L	17-9	at Memphis
1996	L	16-0	at Hattiesburg
1997	L	42-18	at Memphis
1998	L	45-3	at Hattiesburg
1999	L	20-5	at Memphis
2000	L	24-3	at Hattiesburg
2001	W	22-17	at Memphis
2002	L	33-14	at Hattiesburg
2003	L	23-6	at Hattiesburg
2004	W	30-26	at Memphis
2005	W	24-22	at Hattiesburg
2006	L	42-21	at Memphis

SOUTHERN MISS

SOUTHERN MISS LEADS 40-22-1

2007	W	29-26	at Hattiesburg
2008	W	36-30	at Memphis
2009	L	36-16	at Hattiesburg
2010	L	41-19	at Memphis
2011	L	44-7	at Hattiesburg
2012	W	42-24	at Memphis

Home: 16-18
Away: 4-20
Neutral: 2-2-1

STEPHEN F. AUSTIN

MEMPHIS LEADS 1-0

1959	W	25-6	at Memphis
2020	W	56-14	at Nacogdoches

Home: 2-0

SUNFLOWER JC

MEMPHIS LEADS 3-0

1928	W	19-0	at Memphis
1929	W	20-0	at Memphis
1934	W	33-0	at Memphis

Home: 3-0

TAMPA

MEMPHIS LEADS 3-0

1948	W	43-16	at Memphis
1949	W	70-6	at Tampa
1964	W	13-0	at Tampa

Home: 1-0
Away: 2-0

TCU

TCU LEADS 1-0

2002	L	27-20	at Fort Worth
------	---	-------	---------------

Away: 0-1

TEMPLE

TIED 3-3

2013	L	41-21	at Memphis
2014	W	16-13	at Philadelphia
2015	L	31-12	at Philadelphia
2016	W	34-27	at Memphis
2019	L	28-30	at Philadelphia
2020	W	41-29	at Memphis

Home: 2-1
Away: 1-2

TENNESSEE

TENNESSEE LEADS 22-1

1968	L	24-17	at Knoxville
1969	L	55-16	at Memphis
1972	L	38-7	at Memphis
1974	L	34-6	at Knoxville
1976	L	21-14	at Memphis
1977	L	27-14	at Knoxville
1981	L	28-9	at Memphis
1982	L	29-3	at Knoxville
1984	L	41-9	at Knoxville
1985	L	17-7	at Memphis
1986	L	33-3	at Knoxville
1988	L	38-25	at Memphis
1991	L	52-24	at Knoxville
1992	L	26-21	at Memphis
1994	L	24-13	at Knoxville
1996	W	21-17	at Memphis
1999	L	17-16	at Knoxville
2000	L	19-17	at Memphis
2001	L	49-28	at Knoxville
2005	L	20-16	at Knoxville
2006	L	41-7	at Memphis
2009	L	56-28	at Knoxville

TENNESSEE

TENNESSEE LEADS 22-1

2010	L	50-14	at Memphis
------	---	-------	------------

Home: 1-10
Away: 0-12

TENNESSEE TECH

MEMPHIS LEADS 10-7-4

1931	L	13-0	at Memphis
1932	L	24-7	at Cookeville
1933	W	13-0	at Memphis
1934	T	0-0	at Cookeville
1935	T	0-0	at Memphis
1936	L	25-0	at Cookeville
1937	L	14-13	at Memphis
1938	W	26-13	at Cookeville
1939	L	15-0	at Memphis
1940	L	16-13	at Cookeville
1952	L	35-0	at Cookeville
1953	W	14-7	at Memphis
1954	T	25-25	at Cookeville
1955	W	20-12	at Memphis
1956	T	14-14	at Cookeville
1957	W	40-7	at Memphis
1958	W	13-0	at Cookeville
1959	W	14-3	at Memphis
1960	W	37-6	at Cookeville
1962	W	12-6	at Memphis
2003	W	40-10	at Memphis

Home: 7-3-1
Away: 3-4-3

TEXAS A&M

TEXAS A&M LEADS 2-0

1978	L	58-0	at College Station
1979	L	17-7	at Memphis

Home: 0-1
Away: 0-1

TRINITY COLLEGE

TRINITY COLLEGE LEADS 2-0

1955	L	6-0	at Memphis
1956	L	19-0	at San Antonio

Home: 0-1
Away: 0-1

TROY

MEMPHIS LEADS 4-1

1937	L	12-6	at Memphis
1938	W	20-6	at Memphis
1939	W	13-7	at Troy
1940	W	31-7	at Troy
1941	W	32-0	at Memphis

Home: 2-1
Away: 2-0

TULANE

MEMPHIS LEADS 23-13-1

1954	T	13-13	at New Orleans
1976	W	14-7	at New Orleans
1977	W	27-9	at Memphis
1978	L	41-24	at New Orleans
1980	L	21-16	at New Orleans
1981	L	24-7	at Memphis
1982	L	17-10	at New Orleans
1983	W	28-25	at Memphis
1984	L	14-9	at New Orleans
1985	W	38-21	at Memphis
1986	L	15-6	at New Orleans
1987	W	45-36	at Memphis
1988	L	20-19	at New Orleans
1989	L	38-34	at New Orleans
1990	W	21-14	at Memphis

TULANE

MEMPHIS LEADS 23-13-1

1992	W	62-20	at New Orleans
1994	W	13-0	at Memphis
1995	W	23-8	at New Orleans
1996	W	17-10	at Memphis
1997	L	26-14	at New Orleans
1998	L	41-31	at Memphis
1999	W	49-7	at New Orleans
2000	L	37-14	at New Orleans
2002	W	38-10	at Memphis
2003	W	41-9	at New Orleans
2004	W	49-24	at Memphis
2007	W	28-27	at New Orleans
2008	W	45-6	at Memphis
2011	W	33-17	at New Orleans
2012	W	37-23	at Memphis
2014	W	38-7	at New Orleans
2015	W	41-13	at Memphis
2016	W	24-14	at New Orleans
2017	W	56-26	at Memphis
2018	L	40-24	at New Orleans
2019	W	47-17	at Memphis
2020	L	35-21	at New Orleans

Home: 14-2
Away: 9-11-1

TULSA

MEMPHIS LEADS 19-11

1961	W	48-12	at Tulsa
1963	W	28-15	at Tulsa
1964	L	19-7	at Tulsa
1965	L	32-28	at Tulsa
1966	W	6-0	at Memphis
1968	W	32-6	at Tulsa
1969	W	42-24	at Memphis
1970	L	27-12	at Tulsa
1972	W	49-21	at Memphis
1973	W	28-16	at Memphis
1975	W	16-14	at Tulsa
1976	L	16-14	at Tulsa
1987	W	14-0	at Tulsa
1988	W	26-20	at Memphis
1990	W	22-10	at Tulsa
1991	L	33-28	at Memphis
1992	W	30-25	at Tulsa
1993	L	23-19	at Memphis
1994	W	42-18	at Tulsa
1995	W	10-7	at Memphis
2005	L	37-31 (ot)	at Tulsa
2006	L	35-14	at Memphis
2009	L	33-30 (ot)	at Tulsa
2010	L	48-7	at Memphis
2014	W	40-20	at Memphis
2015	W	66-42	at Tulsa
2016	L	59-30	at Memphis
2017	W	41-14	at Tulsa
2018	W	47-21	at Memphis
2019	W	42-41	at Tulsa

Home: 8-5
Away: 11-6

UAB

UAB LEADS 10-5

1997	W	28-7	at Memphis
1999	W	38-14	at Birmingham
2000	L	13-9	at Birmingham
2001	L	17-14	at Memphis
2002	L	31-17	at Birmingham
2003	L	24-10	at Memphis
2004	L	35-28	at Birmingham
2005	L	37-20	at Memphis
2006	L	35-29	at Birmingham
2007	W	25-9	at Memphis
2008	W	33-30	at Birmingham

ALL-TIME SERIES RESULTS

UAB

UAB LEADS 10-5

2009	L	31-21	at Memphis
2010	L	31-15	at Birmingham
2011	L	41-35	at Memphis
2012	W	46-9	at Birmingham

Home: 2-5

Away: 3-5

UCF

UCF LEADS 13-2

1990	W	37-28	at Memphis
2005	L	38-17	at Orlando
2006	L	26-24	at Memphis
2007	L	56-20	at Orlando
2008	L	28-21	at Memphis
2009	L	32-14	at Orlando
2010	L	37-17	at Memphis
2011	L	41-0	at Orlando
2012	L	35-17	at Memphis
2013	L	24-17	at Memphis
2017	L	40-13	at Orlando
2017	L	62-55 (2ot)	at Orlando
2018	L	31-30	at Memphis
2018	L	56-41	at Orlando
2020	W	50-49	at Memphis

Home: 2-6

Away: 0-7

UCLA

TIED 1-1

2014	L	42-35	at Pasadena
2017	W	48-45	at Memphis

Home: 1-0

Away: 0-1

UConn

MEMPHIS LEADS 3-1

2013	L	45-10	at East Hartford
2014	W	41-10	at Memphis
2017	W	70-31	at East Hartford
2018	W	55-14	at Memphis

Home: 2-0

Away: 1-1

ULM

MEMPHIS LEADS 3-1

1979	L	21-20	at Memphis
2000	W	28-0	at Memphis
2017	W	37-29	at Memphis
2019	W	52-33	at Monroe

Home: 2-1

Away: 1-0

UNION UNIVERSITY

UNION LEADS 13-10

1916	L	7-6	at Jackson
1917	W	14-6	at Jackson
1918	W	18-0	at Jackson
1919	L	7-0	at Jackson
1920	L	19-0	at Memphis
1921	L	28-7	at Jackson
1924	L	25-0	at Jackson
1925	L	50-13	at Jackson
1926	L	21-0	at Jackson
1933	W	7-0	at Jackson
1934	L	13-6	at Jackson
1935	L	33-0	at Memphis
1936	L	50-0	at Memphis
1937	W	13-2	at Jackson
1938	W	13-7	at Memphis
1939	L	13-12	at Jackson
1940	L	22-6	at Memphis

UNION UNIVERSITY

UNION LEADS 13-10

1941	W	7-6	at Jackson
1942	L	39-0	at Memphis
1947	W	21-0	at Jackson
1948	W	21-0	at Memphis
1949	W	35-0	at Jackson
1950	W	64-0	at Memphis

Home: 3-5

Away: 7-8

USC

MEMPHIS LEADS 1-0

1991	W	24-10	at Los Angeles
------	---	-------	----------------

Home: 1-0

USF

MEMPHIS LEADS 7-4

2001	W	17-9	at Memphis
2002	L	31-28	at Tampa
2003	L	21-16	at Memphis
2004	W	31-15	at Tampa
2008	L	41-14	at St. Petersburg
2013	W	23-10	at Tampa
2014	W	31-20	at Memphis
2015	W	24-17	at Tampa
2016	L	49-42	at Memphis
2019	W	49-10	at Tampa
2020	W	34-33	at Memphis

Home: 3-2

Away: 4-1

Neutral: 0-1

UT ARLINGTON

MEMPHIS LEADS 2-0

1960	W	35-0	at Memphis
1962	W	50-0	at Memphis

Home: 2-0

UT MARTIN

MEMPHIS LEADS 6-3

1924	L	26-0	at Memphis
1925	L	15-6	at Memphis
1928	W	60-0	at Memphis
1929	W	13-2	at Martin
1930	W	14-13	at Memphis
1932	W	6-0	at Memphis
2009	W	41-14	at Memphis
2012	L	20-17	at Memphis
2013	W	21-6	at Memphis

Home: 5-3

Away: 1-0

UTAH STATE

MEMPHIS LEADS 4-3

1965	W	7-0	at Memphis
1967	L	28-14	at Logan
1969	W	40-0	at Logan
1970	L	15-12	at Memphis
1971	L	7-6	at Logan
1972	W	38-29	at Memphis
1977	W	31-26	at Memphis

Home: 3-1

Away: 1-2

UTEP

MEMPHIS LEADS 3-1

2005	W	27-20	at Memphis
2006	W	38-19	at El Paso
2009	W	35-20	at Memphis
2010	L	16-13	at El Paso

Home: 2-0

Away: 1-1

VANDERBILT

VANDERBILT LEADS 7-5

1950	L	29-13	at Memphis
1951	L	13-7	at Nashville
1978	W	35-14	at Memphis
1979	L	13-3	at Nashville
1980	L	14-10	at Memphis
1981	L	26-0	at Nashville
1982	L	24-14	at Memphis
1983	W	24-7	at Nashville
1986	W	22-21	at Nashville
1987	L	27-17	at Nashville
1988	W	28-9	at Memphis
1989	W	13-10	at Memphis

Home: 3-3

Away: 2-4

VMI

MEMPHIS LEADS 1-0

1960	W	21-8	at Memphis
------	---	------	------------

Home: 1-0

VIRGINIA TECH

TIED 3-3

1970	W	21-20	at Blacksburg
1973	W	49-16	at Memphis
1977	W	21-20	at Memphis
1981	L	17-13	at Blacksburg
1983	L	17-10	at Memphis
1985	L	31-10	at Blacksburg

Home: 2-1

Away: 1-2

WAKE FOREST

WAKE FOREST LEADS 3-2

1964	W	23-14	at Memphis
1965	L	21-20	at Memphis
1966	L	21-7	at Winston-Salem
1967	W	42-10	at Memphis
2018	L	37-34	at Birmingham

Home: 2-1

Away: 0-1

Neutral: 0-1

WASHINGTON UNIVERSITY (MO.)

MEMPHIS LEADS 2-0

1949	W	34-0	at St. Louis
1950	W	54-0	at Memphis

Home: 1-0

Away: 1-0

WEST TEXAS A&M

MEMPHIS LEADS 6-0

1963	W	29-14	at Canyon
1964	W	41-0	at Memphis
1965	W	27-12	at Memphis
1966	W	26-14	at Canyon
1968	W	42-21	at Memphis
1971	W	30-0	at Memphis

Home: 4-0

Away: 2-0

WICHITA STATE

MEMPHIS LEADS 10-0

1968	W	40-18	at Memphis
1970	W	51-6	at Memphis
1972	W	58-14	at Memphis
1974	W	34-10	at Memphis
1975	W	13-7	at Wichita
1976	W	31-0	at Memphis
1977	W	28-14	at Wichita
1978	W	26-13	at Memphis

WICHITA STATE

MEMPHIS LEADS 10-0

1979	W	16-10	at Wichita
1980	W	6-0	at Memphis

Home: 7-0

Away: 3-0

WKU

WKU LEADS 3-2-1

1933	L	19-0	at Memphis
1934	T	0-0	at Bowling Green
1939	L	12-0	at Memphis
1951	W	38-0	at Memphis
1956	W	42-0	at Memphis
2016	L	51-31	at Boca Raton

Home: 2-2

Away: 0-0-1

Neutral: 0-1

TIGERS SCOREBOARD

1912

RECORD: 1-2-1; H: 1-2-1; A: 0-0-0
 COACH: CLYDE WILSON
 CAPTAIN: VICTOR DAVIS

T	H	0-0	Memphis Univ. School	10/5
W	H	13-0	Bolton Agricultural College	10/26
L	H	0-13	Christian Brothers College	11/8
L	H	0-2	Memphis Univ. School	11/16

13-15

1913

RECORD: 1-2-0; H: 1-2-0; A: 0-0-0
 COACH: CLYDE WILSON
 CAPTAIN: ERROLL HAY

L	H	0-67	Central High (Memphis)	10/17
L	H	6-19	Memphis Univ. School	11/8
W	H	13-0	Somerville High (Tenn.)	11/15

19-86

1914

RECORD: 3-5-0; H: 1-2-0; A: 2-3-0
 COACH: CLYDE WILSON
 CAPTAIN: ERROLL HAY

W	A	14-0	Osceola Athletic Club	10/9
L	H	0-19	Central High (Memphis)	10/16
L	H	0-9	Christian Brothers College	10/24
L	A	6-18	Arkansas State	10/27
W	A	13-9	Bolton Agricultural College	10/31
W	H	26-0	Somerville High (Tenn.)	11/7
L	A	0-31	Mississippi Reserves	11/21
L	A	6-16	Jackson High (Tenn.)	11/26

65-102

1915

RECORD: 4-3-0; H: 3-2-0; A: 1-1-0
 COACH: CLYDE WILSON & C.W. CULPEPPER
 CAPTAIN: HUGH WASHBURN

L	A	0-40	Arkansas State	10/8
W	H	75-0	Somerville High (Tenn.)	10/16
L	H	0-59	Central High (Memphis)	10/22
W	H	53-18	Independents	10/30
L	H	0-14	Memphis Univ. School	11/5
W	H	45-0	First Battalion Tenn. National Guard	11/13
W	A	13-7	Haywood High (Tenn.)	11/25

186-138

1916

RECORD: 2-3-1; H: 2-1-0; A: 0-2-1
 COACH: TOM SHEA
 CAPTAIN: HUGH WASHBURN

W	H	115-0	Somerville High (Tenn.)	10/14
W	H	24-0	Jackson High (Tenn.)	10/21
T	A	7-7	Haywood High (Tenn.)	10/27
L	A	6-7	Union University	11/11
L	H	0-49	Central High (Memphis)	11/19
L	A	0-27	Arkansas State	11/30

152-90

1917

RECORD: 3-2-0; H: 2-1-0; A: 1-1-0
 COACH: V.M. 'Bic' CAMPBELL
 CAPTAIN: ROLLIN WILSON

L	A	0-19	Arkansas State	10/19
W	H	14-3	Jackson High (Tenn.)	10/27
W	A	14-6	Union University	11/5
W	H	20-6	Memphis Univ. School	11/17
L	H	0-33	Central High (Memphis)	11/24

48-67

1918

RECORD: 2-4-0; H: 0-4-0; A: 2-0-0
 COACH: JOHN CHILDERSON
 CAPTAIN: BETHEL FARNSWORTH

L	H	6-36	Castle Heights	11/2
L	H	0-11	Memphis Univ. School	11/9
L	H	0-30	Central High (Memphis)	11/16
W	A	18-0	Union University	11/23
W	A	37-6	Arkansas State	11/28
L	H	7-13	Central-MUS All-Stars	12/7

68-96

1919

RECORD: 3-4-0; H: 3-1-0; A: 0-3-0
 COACH: V.M. 'Bic' CAMPBELL & BILL THWEATT
 CAPTAIN: BAXTER CRAWFORD

L	A	0-7	Union University	10/10
L	A	0-6	Arkansas State	10/17
W	H	27-0	Christian Brothers College	11/1
L	H	6-12	Memphis Univ. School	11/8
W	H	26-0	Central High (Memphis)	11/15
W	H	25-6	Tech High (Memphis)	11/21
L	A	7-35	McKenzie-McTyiere Prep	11/27

91-66

1920

RECORD: 0-5-0; H: 0-1-0; A: 0-4-0
 COACH: ELMORE GEORGE
 CAPTAIN: FRED GRANTHAM

L	A	0-13	Arkansas State	10/11
L	H	0-19	Union University	10/23
L	A	0-41	Little Rock College	10/30
L	A	0-35	Central Arkansas	11/1
L	A	7-35	Paragould High (Ark.)	11/11

7-143

1921

RECORD: 4-5-1; H: 2-2-1; A: 2-3-0
 COACH: ROLLIN WILSON
 CAPTAIN: GRIFF DODDS

L	A	0-82	Ole Miss	10/1
L	H	0-32	Memphis Univ. School	10/8
W	H	20-0	Ford Kilvington	10/15
L	A	7-28	Union University	10/28
W	H	13-6	Tech High (Memphis)	11/4
L	A	0-19	Arkansas State	11/11
L	H	13-25	Christian Brothers College	11/18
W	A	12-0	Wilson High (Ark.)	11/21
W	A	12-7	Haywood High (Tenn.)	11/24
T	H	7-7	Tennessee Reserves	11/26

84-206

1922

RECORD: 5-2-3; H: 4-1-0; A: 1-1-3
 COACH: LESTER BARNHARD
 CAPTAIN: CHARLEY GLASCOK

W	H	6-0	Tupelo Military Institute	9/29
L	H	6-7	Memphis Univ. School	10/6
T	A	6-6	Blytheville High	10/13
T	A	0-0	Wilson High (Ark.)	10/14
L	A	0-13	Lyons College	10/21
W	H	36-0	Christian Brothers College	10/27
T	A	0-0	Central Arkansas	11/3
W	H	26-0	Rhodes	11/10
W	H	68-0	Arkansas State	11/24
W	A	26-0	Bethel College	11/30

174-26

1923

RECORD: 6-3-0; H: 3-1-0; A: 3-2-0
 COACH: LESTER BARNHARD
 CAPTAIN: RAY NEAL

L	A	0-20	Missouri State	9/29
L	H	7-19	Tennessee Doctors	10/6
W	A	9-6	Hendrix College	10/12
W	H	12-0	Bethel College	10/19
W	A	6-0	Arkansas State	10/27
L	A	0-3	Little Rock College	11/3
W	H	15-0	Rhodes	11/9
W	H	14-0	Mississippi Heights	11/17
W	A	14-7	Central Arkansas	11/29

77-55

1924

RECORD: 1-7-1; H: 1-3-0; A: 0-4-1
 COACH: ZACH CURLIN
 CAPTAINS: RED ALLEN & GENE PACKARD

L	A	0-51	Hendrix College	10/3
L	A	0-49	Lyons College	10/10
W	H	33-6	Jonesboro College	10/17
L	A	0-25	Union University	10/25
L	H	7-18	Mississippi Heights	10/31
L	H	0-58	Tennessee Doctors	11/11
L	A	0-6	Bethel College	11/15
L	H	0-26	UT Martin	11/22
T	A	0-0	Murray State	11/27

40-239

1925

RECORD: 0-7-1; H: 0-2-0; A: 0-5-1
 COACH: ZACH CURLIN
 CAPTAIN: GENE PACKARD

T	A	6-6	Jonesboro College	9/25
L	A	13-50	Union University	10/3
L	A	0-19	Arkansas State	10/9
L	H	6-15	UT Martin	10/23
L	A	6-54	Hendrix College	10/29
L	A	0-7	Bethel College	11/6
L	A	7-57	Middle Tennessee	11/13
L	H	6-31	Rhodes	11/26

44-239

TIGERS SCOREBOARD

1926

RECORD: 1-8-0; H: 0-5-0; A: 1-3-0
 COACH: ZACH CURLIN
 CAPTAIN: DUB JONES

W	A	19-0	Jonesboro College	9/25
L	H	0-21	Tennessee Doctors	10/2
L	H	0-7	Arkansas State	10/9
L	A	0-7	Lambuth College	10/16
L	H	0-27	Middle Tennessee (HC)	10/22
L	H	0-13	Bethel College	10/29
L	A	0-21	Union University	11/6
L	H	6-27	Rhodes	11/13
L	A	14-48	Little Rock College	11/19
39-171				

1927

RECORD: 5-3-1; H: 5-1-0; A: 0-2-1
 COACH: ZACH CURLIN
 CAPTAIN: GRAHAM CRAWFORD

W	H	48-0	Jonesboro College	9/24
W	H	7-0	Mayfield College	10/1
W	H	21-0	Delta State	10/8
L	A	7-47	Middle Tennessee	10/14
W	H	27-13	Bethel College	10/22
W	H	20-7	Lambuth College	10/29
L	A	6-9	Arkansas State	11/4
L	H	6-26	Rhodes	11/11
T	A	14-14	Murray State	11/24
156-116				

1928

RECORD: 5-3-2; H: 3-1-2; A: 2-2-0
 COACH: ZACH CURLIN
 CAPTAIN: GRAHAM CRAWFORD
 CONFERENCE: MISSISSIPPI VALLEY*

W	H	19-0	Sunflower JC*	9/28
W	H	60-0	UT Martin*	10/6
W	A	12-0	Delta State*	10/13
W	A	34-0	Mayfield College	10/19
T	H	13-13	Middle Tennessee	10/26
W	H	19-14	Arkansas State	11/3
L	A	0-47	Rhodes	11/10
T	H	0-0	Bethel College*	11/16
L	H	0-40	Murray State*	11/24
L	A	0-6	Cumberland College	11/29
157-120				

1929

RECORD: 8-0-2; H: 4-0-2; A: 4-0-0
 COACH: ZACH CURLIN
 CAPTAINS: SLICK HEADDEN & JOE KOCH
 CONFERENCE: MISSISSIPPI VALLEY*

W	H	20-0	Sunflower JC*	9/27
T	H	0-0	Southeast Missouri	10/4
W	H	26-0	Caruthersville JC	10/11
W	A	13-2	UT Martin*	10/19
W	H	12-6	Cumberland College	10/25
W	A	6-0	Arkansas State	11/1
W	A	10-0	Bethel College*	11/8
T	H	0-0	Delta State (HC)*	11/15
W	A	27-13	Murray State*	11/23
W	H	32-6	Little Rock College*	11/28
146-27				

1930

RECORD: 6-3-1; H: 5-1-0; A: 1-2-1
 COACH: ZACH CURLIN
 CAPTAINS: JIMMY GRAHAM & SAM JOHNSON
 CONFERENCE: MISSISSIPPI VALLEY*

L	A	0-40	Millsaps College	9/27
W	H	73-0	Jonesboro College	10/4
W	H	25-13	Caruthersville JC	10/11
W	A	14-6	Lambuth College	10/17
T	A	0-0	Southeast Missouri	10/24
L	H	6-13	Arkansas State	11/1
L	A	0-7	Delta State*	11/8
W	H	20-0	Bethel College*	11/14
W	H	10-0	Murray State*	11/22
W	H	14-13	UT Martin*	11/28
162-92				

1931

RECORD: 2-5-2; H: 1-2-0; A: 1-3-2
 COACH: ZACH CURLIN
 CAPTAIN: SAM JOHNSON
 CONFERENCE: MISSISSIPPI VALLEY*

W	A	13-0	Lambuth College*	10/3
T	A	0-0	Bethel College*	10/9
T	A	0-0	Caruthersville JC	10/17
L	H	0-13	Tennessee Tech	10/24
L	A	6-14	Arkansas State	10/30
L	A	0-15	Middle Tennessee	11/7
L	H	6-32	Delta State*	11/14
W	H	6-0	Bethel College*	11/20
L	A	2-28	Murray State*	11/27
33-102				

1932

RECORD: 4-5-0; H: 1-4-0; A: 3-1-0
 COACH: ZACH CURLIN
 CAPTAINS: ANDY PORTER & STEVE MISKA
 CONFERENCE: MISSISSIPPI VALLEY*

W	A	20-0	Lyons College	10/1
L	H	0-6	Bethel College*	10/8
L	A	7-24	Tennessee Tech	10/15
W	A	7-0	Southeast Missouri	10/21
L	H	6-12	Arkansas State	11/2
L	H	0-6	Middle Tennessee	11/5
W	A	13-0	Delta State*	11/11
W	H	6-0	UT Martin (HC)*	11/19
L	H	2-6	Murray State*	11/24
61-54				

1933

RECORD: 7-1-1; H: 3-1-0; A: 4-0-1
 COACH: ZACH CURLIN
 CAPTAINS: JACK DODDS & NAYLOR LITCHFIELD
 CONFERENCE: MISSISSIPPI VALLEY*

W	H	18-0	Southeast Missouri	9/30
W	A	20-13	Bethel College*	10/6
W	A	20-6	Lyons College	10/12
W	H	51-0	Freed-Hardeman	10/21
L	H	0-19	WKU (HC)	10/28
W	A	21-6	Middle Tennessee	11/3
W	H	13-0	Tennessee Tech	11/18
T	A	0-0	Arkansas State	11/24
W	A	7-0	Union University	11/30
150-44				

1934

RECORD: 3-3-2; H: 3-0-0; A: 0-3-2
 COACH: ZACH CURLIN
 CAPTAIN: FRANK SANDERS
 CONFERENCE: MISSISSIPPI VALLEY*

L	A	0-44	Ole Miss	9/29
T	A	0-0	WKU	10/6
W	H	18-0	Arkansas State	10/13
L	A	0-6	Southeast Missouri	10/19
L	A	6-13	Union University	10/26
W	H	18-0	Middle Tennessee (HC)	11/3
T	A	0-0	Tennessee Tech	11/16
W	H	33-0	Sunflower JC*	11/24
75-63				

1935

RECORD: 1-6-1; H: 1-3-1; A: 0-3-0
 COACH: ZACH CURLIN
 CAPTAIN: CHRISTIAN PONTIUS
 CONFERENCE: SOUTHERN INTERCOLLEGIATE
 ATHLETIC ASSOCIATION*

L	A	0-92	Ole Miss	9/28
L	A	0-18	Arkansas State	10/4
L	H	0-19	Central Arkansas	10/12
L	A	0-35	Middle Tennessee*	10/18
L	H	0-12	Southern Miss	10/26
L	H	0-33	Union University (HC)*	11/2
T	H	0-0	Tennessee Tech*	11/16
W	H	30-0	Delta State*	11/23
30-209				

1936

RECORD: 0-9-0; H: 0-4-0; A: 0-5-0
 COACH: ZACH CURLIN
 CAPTAIN: CHRISTIAN PONTIUS
 CONFERENCE: SOUTHERN INTERCOLLEGIATE
 ATHLETIC ASSOCIATION*

L	A	7-33	Delta State*	9/25
L	A	0-44	Louisiana Tech	10/2
L	A	0-25	Tennessee Tech	10/9
L	H	0-12	Louisiana College*	10/17
L	A	0-25	Southern Miss	10/23
L	H	0-19	Middle Tennessee*	10/31
L	H	6-20	Murray State*	11/7
L	A	0-54	Central Arkansas	11/14
L	H	0-50	Union University*	11/21
13-282				

1937

RECORD: 3-6-0; H: 2-3-0; A: 1-3-0
 COACH: ALLYN MCKEEN
 CAPTAIN: ROLAND MACMACKIN
 CONFERENCE: SOUTHERN INTERCOLLEGIATE
 ATHLETIC ASSOCIATION*

L	A	6-20	Middle Tennessee*	9/24
W	H	26-0	Austin Peay	10/2
W	A	13-2	Union University*	10/8
L	H	14-19	Delta State*	10/16
L	A	0-7	Louisiana College*	10/23
W	H	46-0	Jacksonville State	10/29
L	A	0-19	Murray State*	11/5
L	H	13-14	Tennessee Tech (HC)*	11/12
L	H	6-12	Troy*	11/19
124-93				

TIGERS SCOREBOARD

1938

RECORD: 10-0-0; H: 6-0-0; A: 4-0-0

COACH: ALLYN McKEEN

CAPTAIN: ROLAND MacMACKIN

CONFERENCE: SOUTHERN INTERCOLLEGIATE ATHLETIC ASSOCIATION*

W	A	19-0	Millsaps College	9/16
W	H	14-6	Louisiana College*	9/24
W	A	38-2	Arkansas State	10/1
W	H	68-0	Cumberland College	10/7
W	H	25-7	Middle Tennessee*	10/15
W	A	26-13	Tennessee Tech	10/21
W	H	50-0	Arkansas-Monticello	10/29
W	H	20-6	Troy (HC)*	11/5
W	H	13-7	Union University*	11/11
W	A	8-0	Delta State*	11/18

281-41

1939

RECORD: 3-8-0; H: 1-5-0; A: 2-3-0

COACH: C.C. HUMPHREYS

CAPTAIN: NOT AVAILABLE

CONFERENCE: SOUTHERN INTERCOLLEGIATE ATHLETIC ASSOCIATION*

L	A	15-19	Louisiana College*	9/23
L	H	6-7	Arkansas State	9/29
L	A	12-13	Union University*	10/6
W	A	25-6	Middle Tennessee*	10/13
L	H	0-12	WKU (HC)	10/21
L	H	0-15	Tennessee Tech*	10/28
W	A	13-7	Troy*	11/3
W	H	7-0	Delta State*	11/11
L	A	7-46	Ole Miss	11/18
L	H	0-2	Millsaps College	11/25
L	H	0-32	Rhodes	12/2

85-159

1940

RECORD: 5-5-0; H: 3-3-0; A: 2-2-0

COACH: C.C. HUMPHREYS

CAPTAINS: JERRY BURNS & HANK FARINO
CONFERENCE: SOUTHERN INTERCOLLEGIATE ATHLETIC ASSOCIATION*

W	H	40-0	Austin Peay	9/21
L	H	0-34	Rhodes	9/28
L	A	13-16	Tennessee Tech*	10/4
W	H	14-7	Middle Tennessee*	10/12
W	H	26-13	Louisiana College (HC)*	10/19
W	A	7-0	Delta State*	10/26
W	A	31-7	Troy*	11/1
L	A	6-35	Murray State*	11/9
L	H	7-38	#17 Ole Miss	11/16
L	H	6-22	Union University*	11/26

150-172

1941

RECORD: 6-3-0; H: 4-1-0; A: 2-2-0

COACH: C.C. HUMPHREYS

CAPTAINS: LEWIS GLASS & KENNY BARKER
CONFERENCE: SOUTHERN INTERCOLLEGIATE ATHLETIC ASSOCIATION*

L	H	7-13	Rhodes	9/23
W	H	21-6	Millsaps College	10/3
W	H	38-0	Livingston State	10/11
W	A	7-6	Union University*	10/17
W	H	23-7	Delta State (HC)*	10/24

L	A	12-13	Middle Tennessee*	10/31
L	A	6-31	Murray State*	11/8
W	H	32-0	Troy*	11/15
W	A	26-0	Austin Peay	11/21

172-76

1942

RECORD: 2-7-0; H: 1-4-0; A: 1-3-0

COACH: CHARLIE JAMERSON

CAPTAINS: PRESTON WATTS & FRANK SIMMONS
CONFERENCE: SOUTHERN INTERCOLLEGIATE ATHLETIC ASSOCIATION*

L	H	13-21	Middle Tennessee*	9/24
L	H	7-32	Ouachita	10/2
W	A	6-0	Missouri State	10/9
L	H	0-39	Union University (HC)*	10/17
L	A	19-44	Chattanooga	10/23
L	A	0-48	Ole Miss	10/31
W	H	21-0	Murray State*	11/5
L	A	14-38	Southeastern Louisiana	11/13
L	H	7-33	Louisiana Tech	11/21

87-255

1943-46

NO TEAMS DUE TO WORLD WAR II

1947

RECORD: 6-2-1; H: 4-0-1; A: 2-2-0

COACH: RALPH HATLEY

CAPTAIN: FRED MEDLING

L	A	0-20	Middle Tennessee	9/25
W	H	13-0	Missouri S&T	10/4
W	H	26-7	Centenary	10/11
L	A	7-14	Murray State	10/17
W	A	21-0	Union University	10/23
W	H	54-0	Pensacola Navy	11/1
W	A	58-0	NATTC	11/7
T	H	19-19	Arkansas State	11/17
W	H	40-0	Austin Peay (HC)	11/22

238-60

1948

RECORD: 6-5-0; H: 5-1-0; A: 1-4-0

COACH: RALPH HATLEY

CAPTAIN: WILBURN GEORGE

L	A	0-6	Missouri S&T	9/18
W	H	13-7	Louisville	9/25
L	H	14-26	Murray State	10/1
W	H	43-16	Tampa	10/9
L	A	21-27	Pensacola Navy	10/16
W	A	45-0	Athens College	10/23
W	H	21-0	Union University (HC)	10/30
W	H	13-0	Middle Tennessee	11/6
L	A	0-14	NATTC	11/11
W	H	34-13	Arkansas State	11/19
L	A	14-20	Louisiana Tech	11/25

218-129

1949

RECORD: 9-1-0; H: 4-1-0; A: 5-0-0

COACH: RALPH HATLEY

CAPTAIN: HOLLOWAY CROMER

L	H	7-40	Ole Miss	9/16
W	A	70-6	Tampa	9/23
W	A	34-0	Washington Univ. (Mo.)	10/1
W	H	47-0	Delta State	10/8
W	H	49-0	Pensacola Navy	10/15
W	H	21-14	Kansas State (HC)	10/22
W	A	34-6	Murray State	10/29
W	H	27-0	Louisiana College	11/5
W	A	61-7	Arkansas State	11/12
W	A	35-0	Union University	11/18

385-73

1950

RECORD: 9-2-0; H: 5-2-0; A: 4-0-0

COACH: RALPH HATLEY

CAPTAIN: ALEX WILLIAMS

W	H	64-0	Union University	9/16
L	H	7-39	Ole Miss	9/22
W	H	76-7	Memphis Navy	9/30
W	A	26-8	Chattanooga	10/6
W	H	54-0	Washington Univ. (Mo.)	10/14
W	H	20-0	Louisiana (HC)	10/21
W	A	23-6	Murray State	10/28
W	A	25-12	Louisiana College	11/4
W	H	60-7	Arkansas State	11/11
L	H	13-29	Vanderbilt	11/18
W	A	6-0	Louisiana Tech	12/1

374-108

1951

RECORD: 5-3-0; H: 4-2-0; A: 1-1-0

COACH: RALPH HATLEY

CAPTAINS: PERCY ROBERTS & GENE MEADOWS

L	H	0-32	Ole Miss	9/21
W	H	26-14	Louisiana Tech	10/6
W	A	41-7	Louisiana	10/20
W	H	38-0	WKU (HC)	10/27
W	H	61-0	East Central Oklahoma	11/3
L	H	20-27	Mississippi State	11/10
W	H	13-0	Chattanooga	11/17
L	A	7-13	Vanderbilt	11/24

206-93

1952

RECORD: 2-7-0; H: 2-3-0; A: 0-4-0

COACH: RALPH HATLEY

CAPTAIN: RALPH MESSER & ROLAND EVELAND

L	H	6-54	Ole Miss	9/19
L	A	20-27	Southern Miss	9/27
L	A	7-26	Louisiana Tech	10/4
W	H	34-7	Murray State	10/11
L	A	6-23	Chattanooga	10/17
L	H	14-38	North Texas	10/25
W	H	29-25	Louisville (HC)	11/8
L	A	0-35	Tennessee Tech	11/15
L	H	25-28	Southeastern Louisiana	11/22

141-263

TIGERS SCOREBOARD

1953

RECORD: 6-4-0; H: 3-2-0; A: 3-2-0
 COACH: RALPH HATLEY
 CAPTAINS: OLLIE KELLER & TONY TAYLOR

L H	6-34	Mississippi State	9/19
W A	7-6	Chattanooga	9/25
W H	13-7	Louisiana Tech	10/3
W A	20-0	Murray State	10/10
W H	14-7	Tennessee Tech	10/17
L A	20-26	Middle Tennessee	10/24
W H	27-13	Southern Miss	10/31
L H	0-20	Arkansas State (HC)	11/7
L A	7-20	#13 Kentucky	11/14
W A	21-7	Southeastern Louisiana	11/21

135-140

1954

RECORD: 3-4-3; H: 3-1-1; A: 0-3-2
 COACH: RALPH HATLEY
 CAPTAIN: BOB PATTERSON & NED SUTTLE

L A	7-27	Mississippi State	9/18
T A	13-13	Tulane	9/25
T H	6-6	Abilene Christian	10/2
W H	34-6	Murray State	10/9
T A	25-25	Tennessee Tech	10/16
W H	27-7	Middle Tennessee	10/23
W H	26-7	Arkansas State (HC)	10/30
L H	0-51	#9 Ole Miss	11/6
L A	7-33	Kentucky	11/13
L A	21-34	Southern Miss	11/20

166-209

1955

RECORD: 2-7-0; H: 1-4-0; A: 1-3-0
 COACH: RALPH HATLEY
 CAPTAINS: GERALD BUSH & JOE BILLINGS

L H	0-6	Trinity	9/24
L A	0-33	Mississippi State	10/1
W A	20-7	Murray State	10/8
W H	20-12	Tennessee Tech (HC)	10/15
L H	14-34	Southern Miss	10/21
L H	20-21	Arkansas State	10/29
L H	6-39	#15 Ole Miss	11/5
L A	7-41	Kentucky	11/12
L A	7-25	Chattanooga	11/24

94-218

1956

RECORD: 5-4-1; H: 4-2-0; A: 1-2-1
 COACH: RALPH HATLEY
 CAPTAINS: ANDY NELSON & COTTON CLIFFORD

W H	32-21	Arkansas Tech	9/15
T A	14-14	Tennessee Tech	9/22
L A	0-19	Trinity	9/29
L H	13-14	Chattanooga	10/6
W H	42-19	Austin Peay	10/13
L A	0-27	Southern Miss	10/20
W H	42-0	WKU (HC)	10/27
W H	34-0	Arkansas State	11/3
L H	0-26	Ole Miss	11/10
W A	32-12	East Tennessee State#	11/22

209-152 #Burley Bowl

1957

RECORD: 6-4-0; H: 5-1-0; A: 1-3-0
 COACH: RALPH HATLEY
 CAPTAINS: FRANK MASSA & REX TATUM

W H	20-6	Arkansas Tech	9/21
L A	6-10	Mississippi State	9/28
W H	41-0	Austin Peay	10/5
W H	40-7	Tennessee Tech	10/12
L H	6-14	Southern Miss (HC)	10/19
L A	7-53	Kentucky	11/2
W H	34-0	Arkansas State	11/9
W A	17-7	Louisiana Tech	11/16
W H	24-7	East Tennessee State	11/23
L A	0-7	Chattanooga	11/28

195-111

1958

RECORD: 4-5-0; H: 3-2-0; A: 1-3-0
 COACH: BILLY J. MURPHY
 CAPTAINS: ED RANDOLPH & LAVERNE STEEDLEY

L H	0-17	#6 Ole Miss	9/20
W A	13-0	Tennessee Tech	9/27
L A	22-24	Southern Miss	10/4
L A	6-28	Mississippi State	10/11
L H	26-28	The Citadel (HC)	10/18
W H	22-7	Chattanooga	10/25
W H	26-12	Louisiana Tech	11/1
W H	27-14	Louisiana College	11/8
L A	0-14	Alabama	11/22

142-144

1959

RECORD: 6-4-0; H: 5-0-0; A: 1-4-0
 COACH: BILLY J. MURPHY
 CAPTAIN: JOHN LEE

W H	25-6	Stephen F. Austin	9/19
W H	14-3	Tennessee Tech	9/26
L A	0-43	#3 Ole Miss	10/3
W H	13-7	Abilene Christian	10/10
W H	16-6	Florida State (HC)	10/17
L A	23-28	Mississippi State	10/24
W H	21-6	Southern Miss	10/31
L A	8-10	Louisiana Tech	11/14
L A	7-14	#17 Alabama	11/21
W A	15-9	Chattanooga	11/26

142-13

1960

RECORD: 8-2-0; H: 5-1-0; A: 3-1-0
 COACH: BILLY J. MURPHY
 CAPTAINS: WAYNE ARMSTRONG & MILLER MATTHEWS

W H	35-0	UT Arlington	9/17
W A	37-6	Tennessee Tech	9/24
L H	20-31	#1 Ole Miss	10/1
W A	44-0	North Texas	10/8
W H	42-7	Hardin-Simmons (HC)	10/15
L A	0-21	Mississippi State	10/22
W H	21-8	VMI	10/29
W H	55-6	Abilene Christian	11/5
W H	42-0	Chattanooga	11/12
W A	7-6	Southern Miss	11/18

303-85

1961

RECORD: 8-2-0; H: 5-2-0; A: 3-0-0
 COACH: BILLY J. MURPHY
 CAPTAIN: DON COFFEY & JACK CARTER

W H	40-0	The Citadel	9/16
W A	48-12	Tulsa	9/23
W H	56-0	Hardin-Simmons	9/30
W A	28-13	Louisville	10/7
W H	21-7	Southern Miss	10/14
W H	35-0	Abilene Christian (HC)	10/21
L H	16-23	Mississippi State	10/28
L H	6-7	Furman	11/4
W H	41-0	North Texas	11/11
W A	41-13	Chattanooga	11/23

332-75

1962

RECORD: 8-1-0; H: 5-1-0; A: 3-0-0
 COACH: BILLY J. MURPHY
 CAPTAINS: JERRY BELL & WAYNE EVANS

W H	12-6	Tennessee Tech	9/15
L H	7-21	#6 Ole Miss	9/22
W A	14-6	North Texas	9/29
W H	49-0	Louisville	10/6
W H	8-6	Southern Miss (HC)	10/13
W A	28-7	Mississippi State	10/27
W A	60-13	The Citadel	11/10
W H	50-0	UT Arlington	11/17
W H	33-8	Detroit	11/24

261-67

1963

RECORD: 9-0-1; H: 5-0-1; A: 4-0-0
 COACH: BILLY J. MURPHY
 CAPTAIN: RICHARD SACCOCCIA

W A	28-7	Southern Miss	9/14
T H	0-0	#2 Ole Miss	9/21
W A	28-15	Tulsa	10/5
W H	21-0	North Texas	10/12
W A	29-14	West Texas A&M	10/19
W H	17-10	Mississippi State	10/26
W A	25-0	Louisville	11/2
W H	9-0	South Carolina (HC)	11/9
W H	13-0	Chattanooga	11/16
W H	29-6	Houston	11/30

199-52

1964

RECORD: 5-4-0; H: 4-1-0; A: 1-3-0
 COACH: BILLY J. MURPHY
 CAPTAINS: CHUCK BROOKS & BOB FINNAMORE

L A	0-30	#1 Ole Miss	9/19
W A	13-0	Tampa	10/3
L H	14-20	Southern Miss	10/10
W H	41-0	West Texas A&M	10/17
W H	23-0	McNeese State	10/24
W H	23-14	Wake Forest	10/31
L A	7-19	Tulsa	11/7
W H	34-0	Louisville (HC)	11/14
L A	18-20	Southern Miss	11/21

173-103

TIGERS SCOREBOARD

1965

RECORD: 5-5-0; H: 3-2-0; A: 2-3-0
 COACH: BILLY J. MURPHY
 CAPTAINS: DON McCLARD, BILLY FLETCHER, HARRY DAY

L	H	14-34	Ole Miss	9/18
L	A	16-21	Southern Miss	9/25
L	A	28-32	Tulsa	10/9
W	H	33-13	#10 Mississippi State (HC)	10/16
W	A	28-0	McNeese State	10/23
W	H	27-12	West Texas A&M	10/30
W	H	7-0	Utah State	11/6
W	A	28-0	North Texas	11/13
L	H	20-21	Wake Forest	11/20
L	A	14-20	Quantico	11/27

215-153

1966

RECORD: 7-2-0; H: 4-1-0; A: 3-1-0
 COACH: BILLY J. MURPHY
 CAPTAIN: NOT AVAILABLE

L	H	0-13	Ole Miss	9/17
W	A	16-7	South Carolina	9/24
W	H	6-0	Southern Miss	10/1
W	H	20-14	Quantico	10/15
W	H	6-0	Tulsa (HC)	10/22
W	A	26-14	West Texas A&M	10/29
L	A	7-21	Wake Forest	11/12
W	H	26-14	Cincinnati	11/19
W	A	14-13	Houston	11/26

121-96

1967

RECORD: 6-3-0; H: 5-1-0; A: 0-2-0; N: 1-0-0
 COACH: BILLY J. MURPHY
 CAPTAIN: TOM WALLACE & BUBBA WINKLER

W	H	27-17	Ole Miss	9/23
W	H	17-0	Cincinnati	9/30
L	A	14-28	Utah State	10/7
W	H	42-10	Wake Forest	10/14
W	H	28-6	Louisiana	10/21
W	N	24-8	Southern Miss (Jackson)	10/28
L	H	7-26	Florida State (ABC)(HC)	11/4
L	A	18-35	Houston	11/11
W	H	29-20	North Texas	11/25

206-150

1968

RECORD: 6-4-0; H: 3-2-0; A: 3-2-0
 COACH: BILLY J. MURPHY
 CAPTAIN: NOT AVAILABLE
 CONFERENCE: MISSOURI VALLEY*

L	H	7-21	Ole Miss	9/21
L	A	17-24	#16 Tennessee	9/28
W	A	30-12	North Texas*	10/5
W	H	42-21	West Texas A&M	10/12
L	A	10-20	Florida State	10/19
W	H	29-7	Southern Miss (HC)	10/26
W	A	32-6	Tulsa*	11/2
L	H	7-27	#13 Houston	11/9
W	H	40-18	Wichita State*	11/16
W	A	44-14	Louisville*	11/30

258-170

1969

RECORD: 8-2-0; H: 5-1-0; A: 3-1-0
 COACH: BILLY J. MURPHY
 CAPTAIN: NOT AVAILABLE
 CONFERENCE: MISSOURI VALLEY*

L	A	3-28	#9 Ole Miss	9/20
W	H	15-13	North Texas*	9/27
L	H	16-55	#10 Tennessee	10/4
W	A	52-6	Cincinnati*	10/11
W	H	26-13	Miami (Fla.)	10/18
W	A	40-0	Utah State	10/25
W	H	42-24	Tulsa* (HC)	11/1
W	H	37-7	Southern Miss	11/8
W	A	28-26	Florida State*^	11/15
W	H	69-19	Louisville*	11/22

328-191 *designated conference game

1970

RECORD: 6-4-0; H: 4-2-0; A: 2-2-0
 COACH: BILLY J. MURPHY
 CAPTAIN: NOT AVAILABLE
 CONFERENCE: MISSOURI VALLEY*

L	H	13-47	#5 Ole Miss	9/19
W	A	21-20	Virginia Tech	9/26
L	A	12-27	Tulsa*	10/3
W	H	16-12	Florida State (HC)	10/17
W	A	28-7	North Texas	10/24
W	H	33-0	Southern Miss	10/31
L	A	27-40	Louisville*	11/7
W	H	51-6	Wichita State*	11/14
L	H	12-15	Utah State	11/21
W	H	14-10	Cincinnati*	11/28

227-184

1971

RECORD: 5-6-0; H: 3-5-0; A: 1-1-0; N: 1-0-0
 COACH: BILLY J. MURPHY
 CAPTAINS: MIKE STARK, CHARLIE BABB, PAUL GOWEN
 CONFERENCE: MISSOURI VALLEY*

W	H	30-0	West Texas A&M*	9/11
L	H	21-49	Ole Miss	9/18
L	H	3-7	South Carolina	10/2
L	H	20-26	Louisville*	10/9
L	A	6-7	Utah State	10/16
W	H	27-12	Southern Miss*	10/23
W	A	45-21	Cincinnati*	10/30
L	H	7-35	#19 Houston (HC)	11/6
W	H	47-8	North Texas*	11/13
L	H	21-28	Kansas State	11/20
W	N	28-9	San Jose State #	12/18

255-202 #Pasadena Bowl

1972

RECORD: 5-5-1; H: 4-3-0; A: 1-2-0; N: 0-0-1
 COACH: FRED PANCOAST
 CAPTAINS: TOM PARKER & CAREY MULWEE
 CONFERENCE: MISSOURI VALLEY*

L	H	29-34	#19 Ole Miss	9/16
L	H	7-23	Drake*	9/23
L	A	7-34	South Carolina	9/30
L	H	7-38	#10 Tennessee	10/7
W	H	38-29	Utah State (HC)	10/14
W	A	7-6	North Texas	10/21
W	H	49-21	Tulsa	10/28

265-254

W	H	49-24	Cincinnati*	11/11
L	A	0-17	Louisville*	11/18
T	N	14-14	Southern Miss (Jackson)	12/2

265-254

1973

RECORD: 8-3-0; H: 4-2-0; A: 3-1-0; N: 1-0-0
 COACH: FRED PANCOAST
 CAPTAINS: NOT AVAILABLE

W	H	28-21	Louisville	9/8
W	H	24-3	North Texas	9/15
W	N	17-13	Ole Miss (Jackson)	9/22
L	H	21-35	#15 Houston	9/29
L	A	16-21	Kansas State	10/6
W	H	28-16	Tulsa	10/13
W	A	13-10	Florida State	10/20
W	H	49-16	Virginia Tech	11/3
L	H	10-13	Southern Miss (HC)	11/10
W	A	41-6	Louisiana	11/17
W	A	17-13	Cincinnati	11/24

264-167

1974

RECORD: 7-4-0; H: 4-2-0; A: 3-2-0
 COACH: FRED PANCOAST
 CAPTAIN: JAMES THOMPSON

W	A	16-10	Louisville	9/7
L	H	0-6	Southern Miss	9/14
W	H	15-7	Ole Miss	9/21
W	A	20-18	Colorado State	9/28
W	H	13-7	Cincinnati	10/12
L	H	28-29	Mississippi State	10/19
W	A	41-0	North Texas	10/26
W	H	42-14	Florida State (HC)	11/2
L	A	6-34	Tennessee	11/9
L	A	10-13	#14 Houston	11/16
W	H	34-10	Wichita State	11/23

225-148

1975

RECORD: 7-4-0; H: 3-3-0; A: 4-1-0
 COACH: RICHARD WILLIAMSON
 CAPTAINS: JERRY DANDRIDGE & LUM WRIGHT

L	H	7-17	Mississippi State	9/6
W	A	31-20	#7 Auburn	9/13
L	A	3-13	Cincinnati	9/20
L	H	10-29	Arkansas State	9/27
W	H	21-19	North Texas	10/4
L	H	7-21	Southern Miss (HC)	10/11
W	H	41-7	Louisville	10/18
W	A	16-14	Tulsa	10/25
W	A	13-7	Wichita State	11/1
W	A	17-14	Florida State	11/8
W	H	14-7	Houston	11/15

180-168

1976

RECORD: 7-4-0; H: 5-2-0; A: 2-2-0
 COACH: RICHARD WILLIAMSON
 CAPTAIN: BOB RUSH

W	H	21-16	Ole Miss	9/4
W	H	21-12	Florida State	9/11
L	A	14-16	Tulsa	9/18
W	H	27-13	SMU	10/2
W	H	28-27	Auburn (HC)	10/9

TIGERS SCOREBOARD

1976

RECORD: 7-4-0; H: 5-2-0; A: 2-2-0
 COACH: RICHARD WILLIAMSON
 CAPTAIN: BOB RUSH

L	H	33-42	Mississippi State	10/16
W	H	31-0	Wichita State	10/23
W	A	14-7	Tulane	10/30
L	H	14-21	Tennessee	11/6
W	A	26-14	Louisville	11/13
L	A	12-14	Southern Miss	11/20

241-182

1977

RECORD: 6-5-0; H: 5-2-0; A: 1-3-0
 COACH: RICHARD WILLIAMSON
 CAPTAIN: KEITH BUTLER

L	A	3-7	Ole Miss	9/3
W	H	27-9	Tulane	9/10
W	H	31-26	Utah State	9/17
W	H	21-20	Virginia Tech	9/24
L	H	13-14	Louisville (HC)	10/1
W	H	21-13	Mississippi State	10/15
L	H	19-20	North Texas	10/22
W	H	42-14	Southern Miss	10/29
L	A	14-27	Tennessee	11/5
L	A	9-30	#16 Florida State	11/12
W	A	28-14	Wichita State	11/19

228-194

1978

RECORD: 4-7-0; H: 3-3-0; A: 1-4-0
 COACH: RICHARD WILLIAMSON
 CAPTAINS: EARNEST GRAY & PETE SCATAMACCHIA

L	A	7-14	Ole Miss	9/9
W	H	17-3	Houston	9/16
L	H	14-44	Mississippi State	9/23
L	A	0-58	#8 Texas A&M	9/30
W	H	26-13	Wichita State	10/14
L	H	10-13	Southern Miss	10/21
L	A	24-41	Tulane	10/28
W	H	35-14	Vanderbilt (HC)	11/4
W	A	29-22	Louisville	11/11
L	A	24-41	North Texas	11/18
L	H	14-34	Cincinnati	11/25

200-297

1979

RECORD: 5-6-0; H: 3-3-0; A: 2-3-0
 COACH: RICHARD WILLIAMSON
 CAPTAINS: WAYNE WEDDON & LEO CAGE

W	A	14-13	Mississippi State	9/8
L	H	34-38	Ole Miss	9/15
W	A	16-10	Wichita State	9/22
L	H	7-17	Texas A&M	9/29
L	H	20-21	ULM	10/13
L	A	0-22	Southern Miss	10/20
W	H	22-0	North Texas	10/27
L	A	3-13	Vanderbilt	11/3
W	H	10-6	Louisville (HC)	11/10
L	A	17-66	#5 Florida State	11/17
W	H	23-17	Cincinnati	11/24

166-223

1980

RECORD: 2-9-0; H: 2-4-0; A: 0-5-0
 COACH: RICHARD WILLIAMSON
 CAPTAIN: GAME-BY-GAME
 CONFERENCE: METRO*

L	H	7-34	Mississippi State	9/6
L	A	7-61	Ole Miss	9/13
L	A	8-17	Georgia Tech*	9/27
W	H	24-3	Arkansas State	10/4
L	A	14-38	Louisville*	10/11
L	H	10-29	North Texas	10/18
L	H	3-24	#6 Florida State* (ABC)	10/25
L	H	10-14	Vanderbilt (HC)	11/1
L	A	10-14	Cincinnati*	11/8
L	A	16-21	Tulane*	11/15
W	H	6-0	Wichita State	11/22

115-255

1981

RECORD: 1-10-0; H: 0-5-0; A: 1-5-0
 COACH: REX DOCKERY
 CONFERENCE: METRO*

L	A	3-20	#14 Mississippi State	9/5
L	A	5-10	#18 Florida State*	9/12
L	H	3-7	Ole Miss	9/19
W	A	28-15	Georgia Tech*	9/26
L	A	13-17	Virginia Tech	10/3
L	H	7-14	Louisville*	10/10
L	H	0-10	Southern Miss* (HC)	10/17
L	H	9-28	Tennessee	10/24
L	A	0-26	Vanderbilt	10/31
L	A	7-38	Cincinnati*	11/7
L	H	7-24	Tulane*	11/14

82-209

1982

RECORD: 1-10-0; H: 1-5-0; A: 0-5-0
 COACH: REX DOCKERY
 CAPTAINS: TONY WILEY, KEN DEFEO,
 MIKE KLEIMEYER
 CONFERENCE: METRO*

L	A	10-27	Ole Miss	9/4
L	H	14-24	Vanderbilt	9/11
L	H	17-41	Mississippi State	9/18
L	H	20-24	Georgia Tech*	9/25
L	A	14-34	Southern Miss*	10/2
L	H	7-16	Cincinnati* (HC)	10/16
L	A	10-17	Tulane*	10/23
L	A	3-34	#3 Georgia* (ESPN)	10/30
L	A	3-29	Tennessee	11/6
L	H	19-38	Louisville*	11/20
W	H	12-0	Arkansas State	11/27

129-284

1983

RECORD: 6-4-1; H: 2-2-1; A: 4-2-0
 COACH: REX DOCKERY
 CAPTAINS: GREG MONTGOMERY,
 DERRICK CRAWFORD
 CONFERENCE: METRO*

W	H	37-17	Ole Miss (WREG)	9/3
L	A	10-24	#8 North Carolina	9/10

274-205

* Rex Dockery was killed in a plane crash shortly after the conclusion of the 1983 season.

W	A	24-7	Vanderbilt	10/29
W	A	30-13	Mississippi State	11/5
W	A	43-10	Cincinnati*	11/12
T	H	14-14	Arkansas State	11/19
W	A	45-7	Louisville*	11/24

274-205

* Rex Dockery was killed in a plane crash shortly after the conclusion of the 1983 season.

1984

RECORD: 5-5-1; H: 4-1-1; A: 1-4-0
 COACH: REY DEMPSEY
 CONFERENCE: METRO*

W	H	17-2	Arkansas State	9/1
L	A	6-22	Ole Miss	9/8
W	H	47-7	Cincinnati*	9/22
W	A	23-13	Southern Miss*	9/29
T	H	17-17	#6 Florida State*	10/6
W	H	20-7	Louisiana (HC)	10/13
W	H	23-12	Mississippi State (WREG)	10/20
L	H	27-30	North Carolina	10/27
L	A	3-13	#8 Georgia	11/3
L	A	9-41	Tennessee	11/10
L	A	9-14	Tulane*	11/17

201-178

1985

RECORD: 2-7-2; H: 1-3-2; A: 1-4-0
 COACH: REY DEMPSEY
 CAPTAINS: TIM HARRIS & JEFF WALKER
 CONFERENCE: METRO

W	A	37-6	Louisiana	8/31
T	H	17-17	Ole Miss (WREG)	9/7
T	H	10-10	Murray State	9/14
L	A	10-19	#6 Florida State (WTBS)	9/21
L	A	28-31	Mississippi State	10/5
W	H	38-21	Tulane (HC)	10/12
L	H	7-14	Southern Miss	10/19
L	H	9-28	Alabama	10/26
L	A	10-31	Virginia Tech	11/2
L	H	7-17	#19 Tennessee	11/9
L	A	7-49	Army	11/16

180-243

1986

RECORD: 1-10-0; H: 0-4-0; A: 1-6-0
 COACH: CHARLIE BAILEY
 CAPTAINS: DAVID BRANDON & TED GATEWOOD
 CONFERENCE: METRO

L	A	6-28	Ole Miss	9/6
L	H	10-30	Arkansas State	9/13
L	H	10-26	Louisiana	9/20
L	A	8-34	Louisville	9/27
L	H	17-34	Mississippi State (HC)	10/4
L	A	0-37	#2 Alabama	10/11
L	A	9-14	Southern Miss	10/18
W	A	22-21	Vanderbilt	11/1
L	A	3-33	Tennessee	11/8
L	A	6-15	Tulane (WMKW)	11/15
L	H	13-20	New Mexico	11/22

104-292

TIGERS SCOREBOARD

1987

RECORD: 5-5-1; H: 4-1-1; A: 1-4-0

COACH: CHARLIE BAILEY

CAPTAINS: TED GATEWOOD, RON PALMER,

TROY MYERS

CONFERENCE: METRO

W	H	16-10	Ole Miss	9/5
L	A	17-27	Vanderbilt	9/12
L	A	24-41	#7 Florida State	9/19
L	A	6-9	Mississippi State	10/3
W	H	13-10	#15 Alabama	10/10
W	H	45-36	Tulane (HC)(WMKW)	10/17
L	H	14-17	Southern Miss	10/24
T	H	21-21	Arkansas State	10/31
L	A	7-31	Louisiana (WMKW)	11/7
W	H	43-8	Louisville	11/14
W	A	14-0	Tulsa	11/21

220-210

1988

RECORD: 6-5-0; H: 5-1-0; A: 1-4-0

COACH: CHARLIE BAILEY

CAPTAINS: REID BENNETT, DAMON YOUNG,

TYRONE BETTERS

CONFERENCE: METRO

L	A	6-24	Ole Miss	9/3
W	H	9-7	Arkansas State	9/10
L	A	18-29	Louisville	9/17
L	A	19-20	Tulane (WMKW)	9/24
W	H	31-10	Mississippi State (HC)	10/1
W	A	17-11	#14 Florida (SportsChannel)	10/8
L	H	25-38	Tennessee	10/22
L	A	27-34	Southern Miss	10/29
W	H	20-3	Louisiana (WMKW)	11/5
W	H	26-20	Tulsa	11/12
W	H	28-9	Vanderbilt	11/19

226-205

1989

RECORD: 2-9-0; H: 1-5-0; A: 1-4-0

COACH: CHUCK STOBART

CAPTAIN: GAME-BY-GAME

CONFERENCE: METRO

L	H	13-20	Ole Miss	9/2
L	H	13-17	Arkansas State	9/9
L	A	7-35	#16 Alabama	9/16
L	H	13-38	Florida	9/23
W	H	13-10	Vanderbilt (HC)	10/7
W	A	34-17	Cincinnati	10/14
L	A	10-35	Mississippi State	10/21
L	H	7-31	Southern Miss	10/28
L	A	34-38	Tulane	11/4
L	H	10-40	Louisville	11/11
L	A	20-57	#5 Florida State (Sunshine Net.)	11/18

174-338

1990

RECORD: 4-6-1; H: 3-2-1; A: 1-3-0; N: 0-1-0

COACH: CHUCK STOBART

CAPTAINS: MARVIN COX, SCOTT RUMLEY,

REGINALD JONES

CONFERENCE: METRO

T	H	24-24	Arkansas State	9/1
L	A	21-23	Ole Miss	9/8
W	H	37-28	UCF	9/22
W	A	22-10	Tulsa	9/29
W	H	21-14	Tulane	10/6
L	A	17-19	Louisville	10/13
L	A	7-23	Southern Miss	10/20
W	H	20-6	Louisiana (HC)	10/27
L	H	17-24	ECU	11/3
L	H	23-27	Mississippi State	11/10
L	N	3-35	#9 Florida State (Sunshine Net.)	11/17

212-233

1991

RECORD: 5-6-0; H: 3-3-0; A: 2-3-0

COACH: CHUCK STOBART

CAPTAINS: KEITH BENTON, LARRY COX, JOE ALLISON

CONFERENCE: METRO

W	A	24-10	#16 USC (Prime)	9/2
L	H	0-10	Ole Miss	9/7
L	A	13-20	ECU	9/14
W	H	31-21	Arkansas State	9/21
L	A	21-31	Missouri	10/5
W	H	17-12	Southern Miss	10/12
W	A	28-23	Mississippi State	10/19
L	H	28-33	Tulsa (HC)	10/26
L	A	24-52	#14 Tennessee	11/2
W	H	35-7	Louisville	11/9
L	H	7-10	#7 Alabama	11/16

228-229

1992

RECORD: 6-5-0; H: 4-2-0; A: 2-3-0

COACH: CHUCK STOBART

CAPTAINS: CHRIS HOBBS, JOE ALLISON,

LARRY BOLTON

CONFERENCE: METRO

L	A	21-23	Southern Miss	9/5
L	A	15-16	Louisville	9/12
L	H	16-20	#24 Mississippi State	9/19
W	H	22-6	Arkansas	9/26
W	H	34-14	Cincinnati (HC)	10/10
W	H	37-7	Arkansas State	10/17
W	A	30-25	Tulsa	10/24
W	A	62-20	Tulane (Sports South)	10/31
L	A	12-17	Ole Miss	11/7
L	H	21-26	#23 Tennessee	11/14
W	H	42-7	ECU	11/21

312-181

1993

RECORD: 6-5-0; H: 3-2-0; A: 3-3-0

COACH: CHUCK STOBART

CAPTAINS: DANTON BARTO & STEVIE D. WILLIAMS

W	A	45-35	#23 Mississippi State	9/4
L	H	28-54	Louisville	9/11
L	A	15-17	Louisiana	9/18
W	A	6-0	Arkansas	9/25

268-215

W	H	45-3	Arkansas State	10/9
L	H	19-23	Tulsa (HC)	10/16
L	A	20-23	Cincinnati	10/30
W	H	19-3	Ole Miss	11/6
W	H	20-9	Southern Miss	11/13
L	A	17-41	#9 Miami (Fla.)(ESPN)	11/27

268-215

1994

RECORD: 6-5-0; H: 4-2-0; A: 2-3-0

COACH: CHUCK STOBART

CAPTAIN: GAME-BY-GAME

L	H	6-17	Mississippi State	9/3
W	A	42-18	Tulsa	9/10
L	A	3-20	Southern Miss	9/17
W	H	16-15	Arkansas	9/24
W	H	13-0	Tulane	10/8
W	H	15-6	Arkansas State	10/15
W	H	26-3	Cincinnati (HC)	10/22
L	A	6-10	Louisville	10/29
W	A	17-16	Ole Miss	11/5
L	A	13-24	Tennessee	11/12
L	H	6-30	ECU	11/19

163-159

1995

RECORD: 3-8-0; H: 2-3-0; A: 1-5-0

COACH: RIP SCHERER

CAPTAINS: BRYAN BARNETT, KEITH SETLER,

RYAN ROSKELLY

L	A	18-28	Mississippi State	9/2
L	A	7-24	#11 Michigan	9/9
W	H	33-19	Louisiana	9/16
L	A	20-27	Arkansas	9/23
L	H	7-17	Louisville	9/30
W	A	23-8	Tulane	10/14
L	A	3-28	Cincinnati	10/21
W	H	10-7	Tulsa	10/28
L	H	3-34	Ole Miss (HC)	11/4
L	H	9-17	Southern Miss	11/11
L	A	17-31	ECU	11/18

150-240

1996

RECORD: 4-7; H: 3-3- A: 1-4

COACH: RIP SCHERER

CAPTAINS: QADRY ANDERSON, TIM HART, RICH-

ARD HOGANS, BRITTON WILKINS, KERRY COBB

CONFERENCE: C-USA*

L	H	7-30	#11 Miami (Fla.)(FOX)	8/31
L	H	10-31	Mississippi State	9/7
W	A	19-16	Missouri	9/14
W	H	17-10	Tulane*	9/21
W	H	18-16	Cincinnati* (HC)	10/5
L	A	20-37	Houston*	10/12
L	A	0-16	Southern Miss* (FOX)	10/19
L	A	9-13	Louisiana	10/26
L	A	10-13	Louisville*	11/2
W	H	21-17	#6 Tennessee (CBS)	11/9
L	H	10-20	ECU	11/23

141-219

TIGERS SCOREBOARD

1997

RECORD: 4-7; H: 4-2; A: 0-5

COACH: RIP SCHERER

CAPTAINS: BERNARD ODEN, CHRIS REEVES,

DREW PAIRAMORE

CONFERENCE: C-USA*

L A	10-13	Mississippi State (FOX)	8/30
W H	28-7	UAB	9/6
L A	21-51	#21 Michigan State	9/13
L H	17-20	Minnesota (MSC TV)	9/20
L A	17-20	Cincinnati*	10/4
W H	38-9	Arkansas State	10/11
L A	10-32	ECU* (FOX)	10/25
W H	24-3	Houston* (HC)	11/1
L A	14-26	Tulane*	11/8
W H	21-20	Louisville*	11/15
L H	18-42	Southern Miss* (FOX)	11/22

218-243

1998

RECORD: 2-9; H: 2-4; A: 0-5

COACH: RIP SCHERER

CAPTAINS: RON SELLS, MARQUIS BOWLING,

KEITH COBB

CONFERENCE: C-USA*

L A	10-30	Ole Miss (Jeff. Pilot TV)	9/5
L H	6-14	Mississippi State (FOX)	9/12
L A	14-41	Minnesota (MWSC-TV)	9/19
L A	14-35	Houston*	10/3
L H	9-23	#20 Arkansas (FOX)	10/10
W H	41-23	Cincinnati*	10/17
L A	32-35	Louisville*	10/24
W H	35-19	Arkansas State (HC)	10/31
L H	31-41	#15 Tulane*	11/7
L A	3-45	Southern Miss*	11/14
L H	31-34	ECU*	11/21

226-340

1999

RECORD: 5-6; H: 2-4; A: 3-2

COACH: RIP SCHERER

CAPTAINS: TRAMONT LAWLESS, GERARD AR-

NOLD, RYAN WHITE

CONFERENCE: C-USA*

L H	0-3	Ole Miss	9/4
L A	10-13	Mississippi State (FOX)	9/11
W H	31-26	Arkansas State	9/18
L A	16-17	#7 Tennessee	9/25
L H	17-27	Missouri (FOX)	10/2
W A	38-14	UAB*	10/9
L H	31-32	Louisville* (WDRB)(HC)	10/16
W A	49-7	Tulane*	10/30
L H	5-20	#25 Southern Miss* (FOX)	11/6
W H	14-10	Army*	11/13
W A	21-13	Cincinnati*	11/20

232-182

2000

RECORD: 4-7; H: 2-4; A: 2-3

COACH: RIP SCHERER

CAPTAINS: LOU ESPOSITO, MARCUS BELL,

BEN GRAVES

CONFERENCE: C-USA*

L H	3-17	Mississippi State (FOX)	9/2
W H	28-0	ULM	9/9

176-199

W A	26-16	Army*	9/23
L A	3-24	#21 Southern Miss* (FOX)	9/30
W H	17-10	ECU* (FOX)	10/7
L A	9-13	UAB*	10/14
L H	30-33	Houston* (3OT)(HC)	10/21
L H	17-19	Tennessee (FOX)	11/4
L H	10-13	Cincinnati* (OT)	11/11
L A	14-37	Tulane*	11/18

176-199

2001

RECORD: 5-6; H: 4-2; A: 1-4

COACH: TOMMY WEST

CAPTAINS: BUNKIE PERKINS, ARTIS HICKS, WADE

SMITH, GLENN SUMTER, DEMORRIO SHANK,

TONY BROWN

CONFERENCE: C-USA*

L A	10-30	#18 Mississippi State (ESPN2)	9/3
W H	43-10	Chattanooga	9/8
W H	17-9	USF	9/22
L A	21-38	Louisville*	9/29
W H	22-17	Southern Miss*	10/6
W A	52-33	Houston*	10/13
L A	11-32	ECU* (WPTY)	10/20
L H	14-17	UAB* (ESPN+)(HC)	10/27
L A	28-49	#6 Tennessee	11/10
W H	42-10	Army*	11/17
L H	34-36	Cincinnati*	11/24

294-281

2002

RECORD: 3-9; H: 3-3; A: 0-6

COACH: TOMMY WEST

CAPTAINS: TONY BROWN, WADE SMITH,

JIMOND PUGH

CONFERENCE: C-USA*

W H	52-6	Murray State	8/31
L A	16-38	Ole Miss (Jeff. Pilot TV)	9/7
L A	14-33	Southern Miss* (WLMT)	9/14
W H	38-10	Tulane*	9/21
L A	17-31	UAB* (WLMT)	9/28
L H	32-38	Louisville* (ESPN2)	10/8
L H	17-29	Mississippi State	10/19
L A	10-48	Cincinnati*	10/26
L H	21-26	Houston* (HC)	11/2
L A	28-31	USF	11/9
W H	38-10	Army*	11/23
L A	20-27	TCU*	11/30

303-327

2003

RECORD: 9-4; H: 5-2; A: 3-2; N: 1-0

COACH: TOMMY WEST

CAPTAINS: DERRICK BALLARD, COOT TERRY,

ERIC TAYLOR, GREG HARPER

CONFERENCE: C-USA*

W H	40-10	Tennessee Tech	8/30
W H	44-34	Ole Miss (ESPN2)	9/6
L A	6-23	Southern Miss*	9/13
W H	38-16	Arkansas State	9/27
L H	10-24	UAB* (HC)	10/4
L A	27-35	Mississippi State	10/11
W A	45-14	Houston*	10/18
W A	41-9	Tulane*	10/25
W H	41-24	ECU*	11/1

393-250 #New Orleans Bowl

W A	37-7	Louisville*	11/15
W H	21-16	Cincinnati*	11/22
L H	16-21	USF*	11/29
W N	27-17	North Texas# (ESPN2)	12/16

393-250 #New Orleans Bowl

2004

RECORD: 8-4; H: 4-1; A: 4-2; N: 0-1

COACH: TOMMY WEST

CAPTAINS: ALBERT MEANS, DANNY WIMPRINE

CONFERENCE: C-USA*

W A	20-13	Ole Miss	9/4
W H	52-21	Chattanooga	9/11
W A	47-35	Arkansas State	9/18
L A	28-35	UAB* (WLMT)	9/25
W H	41-14	Houston* (WLMT)(HC)	10/2
W H	49-24	Tulane*	10/16
L A	10-49	Cincinnati* (WLMT)	10/23
L H	49-56	#14 Louisville* (ESPN)	11/4
W H	30-26	Southern Miss* (ESPN2)	11/12
W A	38-35	ECU*	11/20
W A	31-15	USF* (ESPN2)	11/27
L N	35-52	Bowling Green# (ESPN)	12/22

430-375 #GMAC Bowl

2005

RECORD: 7-5; H: 4-2; A: 2-3; N: 1-0

COACH: TOMMY WEST

CAPTAINS: MAURICE AVERY, JOHN DOUCETTE,

MARCUS WEST

CONFERENCE: C-USA*

L H	6-10	Ole Miss (ESPN)	9/5
W H	59-14	Chattanooga	9/17
L A	31-37	Tulsa* (OT)(WLMT/CSTV)	9/24
W H	27-20	UTEP* (CSTV)	10/1
L A	17-38	UCF* (WLMT/CSTV)	10/8
L A	35-20	Houston* (CSTV)	10/15
W H	27-24	ECU* (CSTV)(HC)	10/22
L H	20-37	UAB* (ESPN2)	11/1
L A	16-20	Tennessee (PPV)	11/12
L A	24-22	Southern Miss* (CSTV)	11/19
W H	26-3	Marshall* (CSTV)	11/26
W N	38-31	Akron# (ESPN)	12/26

326-276 #Motor City Bowl

2006

RECORD: 2-10; H: 1-6; A: 1-4

COACH: TOMMY WEST

CAPTAINS: WESLEY SMITH,

BRANDON McDONALD, MARIO PRATCHER

CONFERENCE: C-USA*

L A	25-28	Ole Miss (ESPN)	9/3
W H	33-14	Chattanooga	9/9
L A	20-35	ECU*	9/16
L H	7-41	#15 Tennessee (ESPN)	9/30
L A	29-35	UAB*	10/7
L H	23-26	Arkansas State	10/14
L H	14-35	Tulsa* (CSTV)(HC)	10/21
L A	27-41	Marshall*	10/28
L H	21-42	Southern Miss* (ESPN)	11/5
L H	24-26	UCF* (CSTV)	11/11
L H	20-23	Houston* (OT)	11/18
W A	38-19	UTEP*	11/25

281-365

TIGERS SCOREBOARD

2007

RECORD: 7-6; H: 4-3; A: 3-2
 COACH: TOMMY WEST
 CAPTAINS: MARTIN HANKINS, JOE DOSS, JAKE KASSER, ANDY SMITH, CLINTON McDONALD (JR)
 CONFERENCE: C-USA*

L	H	21-23	Ole Miss (CSS)	9/1
W	H	35-14	Jacksonville State	9/15
L	A	20-56	UCF* (CSS)	9/22
L	A	31-35	Arkansas State	9/27
W	H	24-21	Marshall* (ESPN2)	10/2
L	H	7-21	Middle Tennessee	10/13
W	A	38-35	Rice*	10/20
W	A	28-27	Tulane*	10/27
L	H	40-56	ECU* (HC)(WITN/WLMT)	11/3
W	A	29-26	Southern Miss* (CSS)	11/10
W	H	25-9	UAB* (CSS)	11/17
W	H	55-52	SMU* (3OT)(KTXA/WLMT)	11/24
L	N	27-44	Florida Atlantic# (ESPN2)	12/21

380-419 #New Orleans Bowl

2008

RECORD: 6-7; H: 4-3; A: 2-3
 COACH: TOMMY WEST
 CAPTAINS: BRANDON PEARCE, CLINTON McDONALD
 CONFERENCE: C-USA*

L	A	24-41	Ole Miss	8/30
L	H	35-42	Rice* (CBS C)	9/6
L	A	16-17	Marshall* (CSS)	9/13
W	H	31-10	Nicholls	9/20
W	H	29-17	Arkansas State	9/27
W	A	33-30	UAB* (CBSC)	10/2
L	H	28-35	Louisville (ESPN)	10/10
L	A	10-30	ECU* (CSS)	10/18
W	H	36-30	Southern Miss* (HC)(CBSC)	10/25
W	A	31-26	SMU*	11/8
L	H	21-28	UCF*	11/22
W	H	45-6	Tulane* (CSS)	11/29
L	N	14-41	#USF (ESPN2)	12/20

353-353 #State Petersburg Bowl

2009

RECORD: 2-10; H: 2-4; A: 0-6
 COACH: TOMMY WEST
 CAPTAINS: WILL HUDGENS, CURTIS STEELE, GREG JACKSON
 CONFERENCE: C-USA*

L	H	14-45	#8 Ole Miss (ESPN)	9/6
L	A	14-31	Middle Tennessee (CSS)	9/12
W	H	41-14	UT Martin	9/19
L	H	16-27	Marshall* (CSS)	9/26
L	A	14-32	UCF* (BHSN)	10/3
W	H	35-20	UTEP* (HC)	10/10
L	A	16-36	Southern Miss*	10/17
L	H	19-38	ECU* (ESPN2)	10/27
L	A	28-56	Tennessee (ESPNU)	11/7
L	H	21-31	UAB* (CSS)	11/14
L	A	14-55	#24 Houston* (CSS)	11/21
L	A	30-33	Tulsa* (OT)(CBSC)	11/27

262-418

2010

RECORD: 1-11; H: 1-5; A: 0-6
 COACH: LARRY PORTER
 CAPTAINS: DOMINIK RILEY, DARIUS DAVIS, WINSTON BOWENS
 CONFERENCE: C-USA*

L	A	7-49	Mississippi State (ESPNU)	9/4
L	A	27-49	ECU* (CSS)	9/11
W	H	24-17	Middle Tennessee	9/18
L	A	13-16	UTEP*	9/25
L	H	7-48	Tulsa*	10/2
L	A	0-56	Louisville (ESPN3)	10/9
L	H	19-41	Southern Miss* (CSS)	10/16
L	H	17-56	Houston* (HC)(CSS)	10/30
L	H	14-50	Tennessee (CBSC)	11/6
L	A	13-28	Marshall*	11/13
L	A	15-31	UAB*	11/20
L	H	17-37	UCF* (CSS)	11/27

173-478

2011

RECORD: 2-10; H: 1-5; A: 1-5
 COACH: LARRY PORTER
 CAPTAINS: CURTIS JOHNSON, JORDAN DEVEY, AKEEM DAVIS, DASMINE CATHEY
 CONFERENCE: C-USA*

L	H	14-59	#20 Mississippi State (FSN)	9/1
L	A	3-47	Arkansas State (ESPN3)	9/10
W	H	27-6	Austin Peay	9/17
L	H	0-42	SMU* (HC)(FSN)	9/24
L	A	31-38	Middle Tennessee (ESPN3)	10/1
L	A	6-28	Rice* (CSS)	10/8
L	H	17-35	ECU* (WITN)	10/15
W	A	33-17	Tulane* (FCS)	10/22
L	A	0-41	UCF* (CSS)	10/29
L	H	35-41	UAB* (CSS)	11/12
L	H	22-23	Marshall* (FSN)	11/17
L	A	7-44	Southern Miss* (CSS)	11/26

195-421

2012

RECORD: 4-8; H: 3-3; A: 1-5
 COACH: JUSTIN FUENTE
 CAPTAINS: AKEEM DAVIS, JORDAN DEVEY, CHARLES HARRIS
 CONFERENCE: C-USA*

L	H	17-20	UT Martin	9/1
L	A	28-33	Arkansas State (ESPN3)	9/8
L	H	30-48	Middle Tennessee	9/15
L	A	14-38	Duke (ESPN3)	9/22
W	H	14-10	Rice* (FCS)	10/6
L	A	7-41	ECU* (CSS)	10/13
L	H	17-35	UCF* (HC)(CSS)	10/20
L	A	13-44	SMU* (Time Warner)	10/27
L	A	28-38	Marshall*	11/3
W	H	37-23	Tulane*	11/10
W	A	46-9	UAB*	11/17
W	H	42-24	Southern Miss* (CSS)	11/24

293-363

2013

RECORD: 3-9; H: 2-5; A: 1-4
 COACH: JUSTIN FUENTE
 CAPTAINS: ANTHONY BROWN, TOM HORNSEY, BRANDON HAYES, JESSE MILLESON
 CONFERENCE: THE AMERICAN*

L	H	14-28	Duke (ESPN3)	9/7
L	A	15-17	Middle Tennessee (CSS)	9/14
W	H	31-7	Arkansas State (ESPN3)	9/21
L	H	17-24	UCF* (ESPN3)	10/5
L	A	15-25	Houston* (ESPNews)	10/12
L	H	29-34	SMU* (ESPN Regional)	10/19
L	H	21-34	Cincinnati* (ESPN2)	10/30
W	H	21-6	UT Martin (HC)(ESPN3)	11/9
W	A	23-10	USF* (ESPN3)	11/16
L	A	17-24	#21 Louisville* (ESPN Reg)	11/23
L	H	21-41	Temple* (ESPNews)	11/30
L	A	10-45	UConn* (ESPN3)	12/7

234-295

2014

RECORD: 10-3; H: 5-1; A: 4-2; N: 1-0
 COACH: JUSTIN FUENTE
 CAPTAINS: CHARLES HARRIS, BRANDON HAYES, TERRY REDDEN
 CONFERENCE: THE AMERICAN*

W	H	63-0	Austin Peay (ESPN3)	8/30
L	A	35-42	#11 UCLA (Pac-12)	9/6
W	H	36-17	Middle Tennessee (ESPN3)	9/20
L	A	3-24	#10 Ole Miss (FSN)	9/27
W	A	41-14	Cincinnati* (CBSSN)	10/4
L	H	24-28	Houston* (CBSSN)	10/11
W	A	48-10	SMU* (ESPNews)	10/25
W	H	40-20	Tulsa* (HC)(ESPNU)	10/31
W	A	16-13	Temple* (ESPNU)	11/7
W	A	38-7	Tulane* (ESPN)	11/15
W	H	31-20	USF* (ESPNews)	11/22
W	H	41-10	UConn* (ESPNews)	11/29
W	N	55-48	BYU# (ESPN)	12/22

471-253 #Miami Beach Bowl

2015

RECORD: 9-4; H: 5-1; A: 4-2; N: 0-1
 COACH: JUSTIN FUENTE
 CAPTAINS: ALAN CROSS, WYNTON McMANIS
 CONFERENCE: THE AMERICAN*

W	H	63-7	Missouri State (ESPN3)	9/5
W	A	55-23	Kansas (ESPN3)	9/12
W	A	44-41	Bowling Green (ESPN3)	9/19
W	H	53-46	Cincinnati* (ESPN)	9/24
W	A	24-17	USF* (ESPN2)	10/2
W	H	37-24	#13 Ole Miss (ABC/ESPN2)	10/17
W	A	66-42	Tulsa* (ESPN)	10/23
W	H	41-13	Cincinnati* (CBSSN)	10/31
L	H	20-45	Navy* (HC)(ESPN2)	11/7
L	A	34-35	#16 Houston* (ESPN2)	11/14
L	A	12-31	Temple* (ESPNU)	11/21
W	H	63-0	SMU* (ESPNews)	11/28
L	N	10-31	Auburn# (ESPN)	12/30

522-355 #Birmingham Bowl

TIGERS SCOREBOARD

2016

RECORD: 8-5; H: 5-2; A: 3-2; N: 0-1
 COACH: MIKE NORVELL
 CAPTAINS: GAME-BY-GAME
 CONFERENCE: THE AMERICAN*

W	H	35-17	Southeast Missouri (ESPN3)	9/3
W	H	43-7	Kansas (ESPN)	9/17
W	H	77-3	Bowling Green (ESPNNews)	9/24
L	A	28-48	#16/17 Ole Miss (ESPN2)	10/1
W	H	34-27	Temple* (ESPN)	10/6
W	A	24-14	Tulane* (ESPN)	10/14
L	A	28-42	#24/25 Navy* (CBSSN)	10/22
L	H	30-59	Tulsa* (HC)(ESPNNews)	10/29
W	A	51-7	SMU* (ESPNNews)	11/5
L	H	42-49	USF* (ESPN)	11/12
W	A	34-7	Cincinnati* (CBSSN)	11/18
W	H	48-44	#18/21 Houston* (ABC)	11/25
L	N	31-51	WKU# (ESPN)	12/20

505-375 #Boca Raton Bowl

2017

RECORD: 10-3; H: 7-0; A: 3-2; N: 0-1
 COACH: MIKE NORVELL
 CAPTAINS: GAME-BY-GAME
 CONFERENCE: THE AMERICAN*

W	H	37-29	ULM (CBSSN)	8/31
W	H	48-45	#25 UCLA (ABC)	9/16
W	H	44-31	Southern Illinois (HC) (WMC/ESPN3)	9/23
L	A	13-40	at UCF* (ESPNNews)	9/30
W	A	70-31	at UConn* (ESPN)	10/6
W	H	30-27	#24 Navy* (ESPN)	10/14
W	A	42-38	at Houston* (ESPN)	10/19
W	H	56-26	Tulane* (CBSSN)	10/27
W	A	41-14	at Tulsa* (ESPN2)	11/3
W	H	66-45	SMU* (ESPNNews)	11/18
W	H	70-13	ECU* (ESPN)	11/25
L	A	55-62	#12/11 UCF# (2OT) (ABC)	12/2
L	N	20-21	Iowa State# (ABC)	12/30

592-422 #American Championship
 #AutoZone Liberty Bowl

2018

RECORD: 8-6; H: 6-1; A: 2-4; N: 0-1
 COACH: MIKE NORVELL
 CAPTAINS: GAME-BY-GAME
 CONFERENCE: THE AMERICAN*

W	H	66-14	Mercer (ESPN3)	9/1
L	A	21-22	at Navy* (CBSSN)	9/8
W	H	59-22	Georgia State (ESPN)	9/14
W	H	52-35	South Alabama (WMC/ESPN3)	9/22
L	A	24-40	at Tulane* (ESPN2)	9/28
W	H	55-14	UConn* (HC)(CBSSN)	10/6
L	H	30-31	#9/10 UCF* (ABC/ESPN2)	10/13
L	A	65-33	at Missouri (SEC Network)	10/20
W	A	59-41	at ECU* (ESPN)	11/3
W	H	47-21	Tulsa* (ESPN)	11/10
W	A	28-18	at SMU* (ESPN2)	11/16
W	H	52-31	Houston* (ABC)	11/23
L	A	41-56	#7 UCF# (ABC)	12/1
L	N	34-37	Wake Forest# (ESPN)	12/22

601-447 #American Championship
 #Birmingham Bowl

2019

RECORD: 12-2; H: 7-0; A: 5-1; N: 0-1
 COACH: MIKE NORVELL
 CAPTAINS: GAME-BY-GAME
 CONFERENCE: THE AMERICAN*

W	H	15-10	Ole Miss (ABC)	8/31
W	H	55-24	Southern (WMC/ESPN3)	9/7
W	A	42-6	at South Alabama (ESPN)	9/14
W	H	35-23	Navy* (ESPN)	9/26
W	A	52-33	at ULM (ESPN)	10/5
L	A	28-30	at Temple* (ESPN2)	10/12
W	H	47-14	Tulane* (ESPN2)	10/19
W	A	42-41	at Tulsa* (CBSSN)	10/26
W	H	54-48	#15/14 SMU* (HC)(ABC)	11/2
W	A	45-27	at Houston* (ESPN2)	11/16
W	A	49-10	at USF* (ESPN)	11/23
W	H	34-24	#18/17 Cincinnati* (ABC)	11/29
W	H	29-24	#21 Cincinnati# (ABC)	12/7
L	N	39-53	#12/11 Penn State# (ESPN)	12/28

566-370 #American Championship
 #Goodyear Cotton Bowl

2020

RECORD: 8-3; H: 6-0; A: 1-3; N: 1-0
 COACH: RYAN SILVERFIELD
 CAPTAINS: GAME-BY-GAME
 CONFERENCE: THE AMERICAN*

W	H	37-24	Arkansas State (ESPN)	9/5
L	A	27-30	at SMU (ESPN2)	10/3
W	H	50-49	UCF (ABC)	10/17
W	H	41-29	Temple (ESPN+)	10/24
L	A	10-49	at Cincinnati (ESPN)	10/31
W	H	34-33	USF (ESPN+)	11/7
W	H	56-14	Stephen F. Austin (ESPN+)	11/21
W	A	10-7	at Navy (CBSSN)	11/28
L	A	21-35	at Tulane (ESPN+)	12/5
W	H	30-27	Houston (ESPN2)	12/12
W	N	25-10	FAU# (ESPN)	12/23

341-307 #Montgomery Bowl

HOME OF THE TIGERS

• 1912-1921 •

Games were played on the campus of the University of Memphis, then known as West Tennessee State Normal School and at Red Elm Park.

• 1922-1928 •

Games were still played on campus and at Russwood Park. During the 1926 season, one game was played at Crump Stadium, which had one set of wooden bleachers on the north side.

• 1929-1935 •

Games were played on campus and at Hodges Field in Memphis.

• 1936 •

The Tigers moved some of their home games to the Fairgrounds Stadium while also playing on campus.

• 1937 •

Half of the 1937 home season was played at the Fairgrounds and the final half of the year was spent at Crump Stadium in Midtown.

• 1937-1964 •

The Tigers continued to play all of their home games at Crump Stadium. In 1939, the WPA built concrete stands on the north side of the field, and in 1947, the WPA added the home side stands, completing the concrete facility.

• 1965-PRESENT •

In 1965, the City of Memphis constructed Liberty Bowl Memorial Stadium (then called Memphis Memorial Stadium) as a home field for the University of Memphis. The Tigers opened the stadium versus Ole Miss on September 18, 1965.

TIGERS FOOTBALL BY THE DECADE

YEAR	OVERALL RECORD	UoFM POINTS	OPPONENT POINTS	W-L PCT.
1910s	19-25-2	642	661	.435
1920s	35-43-11	926	1342	.455
1930s	39-46-7	1011	1139	.461
1940s	34-23-1	1250	765	.595
1950s	48-44-4	1804	1570	.521
1960s	70-25-1	2396	1146	.734
1970s	60-48-1	2251	2019	.555
1980s	31-74-5	1705	2420	.305
1990s	45-64-1	2150	2242	.414
2000s	53-68-0	3198	3263	.438
2010s	67-61-0	4152	3779	.549
2020s	8-3-0	341	307	.727
Totals	509-524-33	21,826	20,653	.493

FIRSTS & LASTS

FIRST GAME

1912 vs Memphis Univ. School (0-0) in Memphis

FIRST VICTORY

1912 vs Bolton Agricultural College (13-0) in Memphis

FIRST LOSS

1912 vs Christian Brothers College (0-13) in Memphis

FIRST ROAD VICTORY

1914 vs Osceola Athletic Club (14-0) in Osceola, Ark.

FIRST UNDEFEATED SEASON

1929, 8-0-2

LAST UNDEFEATED SEASON

1963, 9-0-1

FIRST PERFECT SEASON

1938, 10-0-0

FIRST BOWL GAME

1956 vs ETSU (32-12) in Burley Bowl in Johnson City, Tenn.

LAST BOWL GAME

2019 vs Penn State (39-53) in the 84th Goodyear Cotton Bowl Classic in Arlington, Texas

FIRST NIGHT GAME

1929 vs Sunflower JC (20-0) in Memphis

FIRST TV GAME (LOCAL)

1949 vs Kansas State (21-14) in Memphis

FIRST NETWORK TV GAME

1967 vs Florida State (7-26) in Memphis

FIRST MISSISSIPPI VALLEY CONFERENCE GAME

1928 vs Sunflower JC (19-0) in Memphis

FIRST SIAA CONFERENCE GAME

1935 vs Middle Tennessee (0-35) in Murfreesboro, Tenn.

FIRST MISSOURI VALLEY CONFERENCE GAME

1968 vs North Texas (30-12) in Denton, Texas

FIRST CONFERENCE USA GAME

1996 vs Tulane (17-10) in Memphis

FIRST AMERICAN ATHLETIC CONFERENCE GAME

2013 vs UCF (17-24) in Memphis

MILESTONE VICTORIES

FIRST WIN

1912 vs Bolton Agricultural College (13-0) in Memphis

50TH WIN

1929 vs Cumberland College (12-6) in Memphis

100TH WIN

1941 vs Livingston State (38-0) in Memphis

150TH WIN

1954 vs Murray State (34-6) in Memphis

200TH WIN

1963 vs Southern Miss (28-7) in Hattiesburg, Miss.

225TH WIN

1966 vs Houston (14-13) in Houston, Texas

250TH WIN

1970 vs Wichita State (51-6) in Memphis

275TH WIN

1974 vs Florida State (42-14) in Memphis

300TH WIN

1978 vs Louisville (29-22) in Louisville, Ky.

325TH WIN

1987 vs Alabama (13-10) in Memphis

350TH WIN

1992 vs Tulane (62-20) in New Orleans, La.

375TH WIN

1998 vs Cincinnati (41-23) in Memphis

400TH WIN

2003 vs Louisville (37-7) in Louisville, Ky.

425TH WIN

2007 vs UAB (25-9) in Memphis

450TH WIN

2014 vs Temple (16-13) in Philadelphia, Pa.

475TH WIN

2017 vs UConn (70-31) in East Hartford, Conn.

500TH WIN

2019 vs Cincinnati (34-24) in Memphis

MILESTONE GAMES

FIRST GAME

1912 vs Memphis Univ. School (0-0) in Memphis

50TH GAME

1920 vs Arkansas Normal (0-35) in Batesville, Ark.

100TH GAME

1926 vs Arkansas State (0-7) in Memphis

150TH GAME

1931 vs Arkansas State (6-14) in Jonesboro, Ark.

200TH GAME

1937 vs Union University (13-2) in Jackson, Tenn.

250TH GAME

1942 vs Union University (0-39) in Memphis

300TH GAME

1951 vs WKU (38-0) in Memphis

350TH GAME

1956 vs Arkansas State (34-0) in Memphis

400TH GAME

1961 vs North Texas (41-0) in Memphis

450TH GAME

1967 vs Cincinnati (17-0) in Memphis

500TH GAME

1972 vs Drake (7-23) in Memphis

550TH GAME

1976 vs Tulane (14-7) in New Orleans, La.

600TH GAME

1981 vs Ole Miss (3-7) in Memphis

650TH GAME

1985 vs Virginia Tech (10-31) at Blacksburg, Va.

700TH GAME

1990 vs Tulsa (22-10) at Tulsa, Okla.

750TH GAME

1994 vs Tennessee (13-24) in Knoxville, Tenn.

800TH GAME

1999 vs Missouri (17-27) in Memphis

850TH GAME

2003 vs Louisville (37-7) in Louisville, Ky.

900TH GAME

2007 vs UAB (25-9) in Memphis

950TH GAME

2011 vs Marshall (22-23) in Memphis

1000TH GAME

2015 vs SMU (63-0) in Memphis

1050TH GAME

2019 vs SMU (54-48) in Memphis

NATIONAL RANKINGS

MEMPHIS WHEN NATIONALLY RANKED

DATE	RANKING [^]	OPPONENT (RANKING [^])	RESULT
9/18/04	(25/rv)	at Arkansas State	W, 47-35
10/17/15	(rv/22)	vs Ole Miss (13/12)	W, 37-24
10/23/15	(18/17)	at Tulsa*	W, 66-42
10/31/15	(18/16)	vs Tulane*	W, 41-13
11/7/15	(15/16/13)	vs Navy*	L, 20-45
11/14/15	(25/25/21)	at Houston* (16/16/24)	L, 34-35
10/19/17	(25/rv)	at Houston*	W, 42-38
10/27/17	(24/rv)	vs Tulane*	W, 56-26
11/3/17	(22/21/23)	at Tulsa*	W, 41-14
11/18/17	(18/17/21)	vs SMU*	W, 66-45
11/25/17	(17/16/20)	vs ECU*	W, 70-13
12/2/17	(16/14/20)	at UCF* (12/11/14)	2ot L, 55-62
12/30/17	(18/19/20)	vs Iowa State	L, 20-21
10/5/19	(rv/23)	at ULM	W, 52-33
10/12/19	(23/20)	at Temple*	L, 28-30
10/26/19	(rv/25)	at Tulsa*	W, 42-41
11/2/19	(24/23)	vs SMU* (15/14)	W, 54-48
11/16/19	(18/18/18)	at Houston*	W, 45-27
11/23/19	(18/18/18)	at USF*	W, 49-10
11/29/19	(17/18/18)	vs Cincinnati* (18/17/19)	W, 34-24
12/7/19	(16/16/17)	vs Cincinnati (21/21/20)	W, 29-24
12/28/19	(15/15/17)	vs Penn State (12/11/10)	L, 39-53

[^] Denotes AP/USA Today/CFP ranking when applicable

END OF THE YEAR RANKINGS

YEAR	RANKING (AP/USA TODAY)
1962	17*
1963	14 [^]
2014	25/23
2015	-/rv
2017	25/24
2019	17/17

* denotes Williamson Poll

[^] denotes UPI Poll

WEEK-BY-WEEK
CFP RANKINGS

YEAR	WEEK	RANKING
2015	Week 10	13
2015	Week 11	21
2015	Week 12	21
2017	Week 10	23
2017	Week 11	22
2017	Week 12	21
2017	Week 13	20
2017	Week 14	20
2017	Week 15	20
2019	Week 11	21
2019	Week 12	18
2019	Week 13	18
2019	Week 14	18
2019	Week 15	17
2019	Week 16	17

RECORD VS
RANKED OPPONENTS

RANKING [^]	RECORD
1-5	0-8-1
6-10	3-23-1
11-15	4-14
16-20	3-15
21-15	4-8
	14-68-2

[^] Denotes AP ranking at time of game

BY THE DECADE

DECADE	RECORD
1940s	0-1
1950s	0-6
1960s	1-7-1
1970s	1-9
1980s	2-13-1
1990s	3-13
2000s	0-7
2010s	7-11
2020s	0-1
	14-68-2

NATIONAL RANKINGS

MEMPHIS AGAINST NATIONALLY RANKED TEAMS

DATE	OPPONENT	RANKING [^]	RESULT	DATE	OPPONENT	RANKING [^]	RESULT
11/16/40	Ole Miss	17	L, 7-38	9/3/01	at Mississippi State	18/18	L, 10-30
11/14/53	at Kentucky	13	L, 7-20	11/10/01	at Tennessee	6/6	L, 28-49
11/6/54	Ole Miss	9	L, 0-51	11/4/04	Louisville*	14/14	L, 49-56
11/5/55	Ole Miss	15	L, 6-39	9/30/06	Tennessee	15/18	L, 7-41
9/20/58	Ole Miss	6	L, 0-17	9/6/09	Ole Miss	8/10	L, 14-45
10/3/59	at Ole Miss	3	L, 0-43	11/21/09	at Houston*	24/22	L, 14-55
11/21/59	at Alabama	17	L, 7-14	9/1/11	Mississippi State	20/20	L, 14-59
10/1/60	Ole Miss	1	L, 20-31	11/23/13	at Louisville*	21/15	L, 17-24
9/22/62	Ole Miss	6	L, 7-21	9/6/14	at UCLA	11/11	L, 35-42
9/21/63	Ole Miss	2	T, 0-0	9/27/14	at Ole Miss	10/11	L, 3-24
9/19/64	at Ole Miss	1	L, 0-30	10/17/15	Ole Miss	13/12	W, 37-24
10/16/65	Mississippi State	10	W, 33-13	11/14/15	at Houston*	16/16/24	L, 34-35
9/28/68	at Tennessee	16	L, 17-24	10/1/16	at Ole Miss	16/17	L, 28-48
11/9/68	Houston	13	L, 7-27	10/22/16	at Navy*	24/25	L, 28-42
9/20/69	at Ole Miss	9	L, 3-28	11/25/16	Houston*	18/21/20	W, 48-44
10/11/69	Tennessee	10	L, 16-55	9/16/17	UCLA	25/rv	W, 48-45
9/19/70	Ole Miss	5	L, 13-47	10/14/17	Navy*	25/24	W, 30-27
11/6/71	Houston	19	L, 7-35	12/2/17	at UCF*	12/11/14	L, 55-62 (2ot)
9/16/72	Ole Miss	19	L, 29-34	10/13/18	UCF*	10/9	L, 30-31
10/7/72	Tennessee	10	L, 7-38	12/1/18	at UCF*	7/7/8	L, 41-56
9/29/73	Houston	15	L, 21-35	11/2/19	SMU*	15/14	W, 54-48
11/16/74	at Houston	14	L, 10-13	11/29/19	Cincinnati*	18/17/19	W, 34-24
9/13/75	at Auburn	7	W, 31-20	12/7/19	Cincinnati	21/21/20	W, 29-24
11/12/77	at Florida State	16/17	L, 9-30	12/28/19	vs Penn State	12/11/10	L, 39-53
9/30/78	at Texas A&M	8/8	L, 0-58	10/31/20	at Cincinnati	7/7	L, 49-10
11/17/79	at Florida State	5/5	L, 17-66				
10/25/80	Florida State	6/6	L, 3-24				
9/5/81	at Mississippi State	14/15	L, 3-20				
9/12/81	at Florida State	18/13	L, 5-10				
10/30/82	at Georgia	3/3	L, 3-34				
9/10/83	at North Carolina	8/8	L, 10-24				
10/1/83	at Alabama	6/4	L, 13-44				
10/6/84	Florida State	6/7	T, 17-17				
11/3/84	at Georgia	8/8	L, 3-13				
9/21/85	at Florida State	6/6	L, 10-19				
11/9/85	Tennessee	19/17	L, 7-17				
10/11/86	at Alabama	2/2	L, 0-37				
9/19/87	at Florida State	7/7	L, 24-41				
10/10/87	Alabama	15/17	W, 13-10				
10/8/88	at Florida	14/11	W, 17-11				
9/16/89	at Alabama	16/13	L, 7-35				
11/18/89	at Florida State	5/5	L, 20-57				
11/17/90	vs Florida State	9/10	L, 3-35				
9/2/91	at Southern Cal.	16/17	W, 24-10				
11/2/91	at Tennessee	14/15	L, 24-52				
11/16/91	Alabama	7/6	L, 7-10				
9/19/92	Mississippi State	24/nr	L, 16-20				
11/14/92	Tennessee	23/24	L, 21-26				
9/4/93	at Mississippi State	23/25	W, 45-35				
11/27/93	at Miami (Fla.)	9/9	L, 17-41				
9/9/95	at Michigan	11/9	L, 7-24				
8/31/96	Miami (Fla.)	11/16	L, 7-30				
11/9/96	Tennessee	6/6	W, 21-17				
9/13/97	at Michigan State	21/23	L, 21-51				
10/10/98	Arkansas	20/19	L, 9-23				
11/7/98	Tulane*	16/16	L, 31-41				
9/25/99	at Tennessee	7/7	L, 16-17				
11/6/99	Southern Miss*	25/25	L, 5-20				
9/30/00	at Southern Miss*	21/21	L, 3-24				

[^] Denotes AP/USA Today/CFP ranking when applicable