

2014, 2019 AAC CHAMPIONS • 2017, 2018, 2019 AAC WEST DIVISION CHAMPIONS

MEMPHIS FOOTBALL

GAME 4 • SATURDAY, OCTOBER 24, 2020 • 11 AM CT • LIBERTY BOWL MEMORIAL STADIUM • MEMPHIS, TENN. • ESPN+

RV/RV MEMPHIS TIGERS

2-1 OVERALL • 1-1 AMERICAN

HEAD COACH: RYAN SILVERFIELD
 RECORD AT MEMPHIS: 2-2 (FIRST FULL SEASON)
 CAREER RECORD: 2-2
 STREAK: WIN 1
 LAST RESULT: RV/RV MEMPHIS 50, RV/RV UCF 49



VS



TEMPLE OWLS

1-1 OVERALL • 1-1 AMERICAN

HEAD COACH: ROD CAREY
 RECORD AT TEMPLE: 8-6 (SECOND SEASON)
 CAREER RECORD: 60-36
 STREAK: WIN 1
 LAST RESULT: TEMPLE 39, USF 37

MEDIA INFORMATION

TELEVISION • ESPN+

Play-by-play.....Lincoln Rose
 Analyst.....Keith Moreland

RADIO • MEMPHIS TIGERS NETWORK

Play-by-play.....Dave Woloshin
 Analyst.....Jarvis Greer

Flagships WEGR-FM 102.7, Memphis
 WREC-AM 600/WREC-FM 92.1, Memphis
Affiliates KAKJ-FM 105.3, Marianna, Ark.
 KCLT-FM 104.9, West Helena, Ark.
 WJAK-AM 1460, Jackson, Tenn.
 WJAK-FM 96.1, Jackson, Tenn.
 WNQM-AM 1300, Nashville, Tenn.
 WNEV-FM 98.7, Friars Point, Miss.

TWITTER • #GOTIGERSGO

Official Account.....@TigersAthletics
 Updated News & In-Game Posts.....@MemphisFB

OTHER SOCIAL MEDIA CONTENT

Facebook...../MemphisTigers
 Instagram.....@MemphisFootball

SETTING THE SCENE

SERIES HISTORY: TEMPLE LEADS, 3-2
 LAST MEETING: TEMPLE WON 30-28, OCT. 12, 2019

RECORD IN MEMPHIS: SERIES TIED, 1-1
 FIRST MEETING: TEMPLE WON 41-21, NOV. 30, 2013

- Following Memphis' 50-49 come-from-behind win against the UCF Knights last weekend, the Tigers remain home to host Temple. Kickoff from Liberty Bowl Memorial Stadium is set for 11 a.m. on ESPN+.
- Saturday marks the sixth meeting all-time between the Tigers and the Owls. Temple leads the series 3-2 after a 30-28 win in Philadelphia last season, Memphis' only regular-season loss in 2019.
- Three of the five meetings between Memphis and Temple have been decided by seven points or fewer. No team has won consecutive games in the series.
- Memphis has won 11 consecutive games at the Liberty Bowl. Since the 2014 season, Memphis is 37-5 at home. The Tigers are 1-1 at home in the series against Temple. Since Ryan Silverfield joined the coaching staff in 2016, the Tigers are 27-3 at home, including a pair of perfect 7-0 records during the 2017 and 2019 seasons.
- All five American Athletic Conference Championship games have featured either Memphis or Temple. The Owls appeared in the 2015 and 2016 titles games, winning the latter contest. The Tigers have played in the past three conference championships, winning their first title in The American last season.

TIGERS TO WATCH



DB QUINDELL JOHNSON
 26 TOTAL TACKLES (20 SOLO)
 0.5 TFL • 3 PBU
 1 FORCED FUMBLE • 1 FUMBLE RECOVERY

QB BRADY WHITE
 2020 MAXWELL AWARD WATCH LIST
 8,372 CAREER PASSING YARDS • 72 TD
 2020: 1,062 YARDS • 14 TOTAL TD

WR CALVIN AUSTIN III
 CAREER-HIGH 151 YARDS vs UCF
 579 CAREER RECEIVING YARDS
 2020: 240 YARDS, 4 TD

QUICK STATS COMPARISON

Team Statistic	Memphis	Temple
Points/Game	38.0	34.0
Rushing Yards/Game	214.7	156.3
Passing Yards/Game	354.0	255.5
Total Offense/Game	568.7	411.5
Penalties-Yards	24-186	9-84
Third Down Conversions	25-50 (50%)	17-30 (57%)
Fourth Down Conversions	7-7 (100%)	3-3 (100%)
Red Zone Scores	15-16 (94%)	11-13 (85%)

2020 SCHEDULE AND RESULTS

ARKANSAS STATE SAT., SEPT. 5 W, 37-24 ESPN	AT SMU SAT., OCT. 3 L, 27-30 ESPN2	UCF SAT., OCT. 17 W, 50-49 ABC	TEMPLE SAT., OCT. 24 11 AM ESPN+	AT CINCINNATI SAT., OCT. 31 11 AM ESPN/ESPN2	USF SAT., NOV. 7 TBA TBA	AT NAVY SAT., NOV. 14 TBA AN ESPN NETWORK	STEPHEN F. AUSTIN SAT., NOV. 21 TBA TBA	AT TULANE FRI., NOV. 27 TBA AN ESPN NETWORK	HOUSTON SAT., DEC. 5 TBA ESPN	AAC CHAMPIONSHIP TBA TBA TBA

ALL IN • MEMPHIS TIGERS FOOTBALL • #GOTIGERSGO

QUICK FACTS

Nickname	Tigers
Mascot	Bengal Tiger
Enrollment	22,044 (Fall, 2019)
Colors	Blue & Gray
Conference	American Athletic Conference
Stadium	Liberty Bowl Memorial Stadium
Capacity	58,325
Playing Surface	AstroTurf®
Affiliation	NCAA FBS
President	Dr. M. David Rudd
Athletics Director	Laird Veatch
Faculty Athletics Rep.	Lynda Wray Black
Head Coach	Ryan Silverfield
Record at UofM	2-2/First Season
Overall Record	Same
Offensive Scheme	Multiple
Defensive Scheme	Multiple
2019 Record	12-2
AAC Record/Finish	7-1/AAC Champions
All-Time Record	503-522-33
First Year of Competition	1912
Bowl Appearances	13
Last Appearance	2019, Cotton
First Team All-Americans	20
Offensive Starters R/L	7/4
Defensive Starters R/L	7/4
Special Team Starters R/L	3/0
Total Lettermen Returning	64
Total Lettermen Lost	23
Facebook	/MemphisTigers
Twitter	@TigersAthletics
.....	@MemphisFB
Instagram	@MemphisAthletics
.....	@MemphisFootball

MEDIA INFORMATION

BILLY J. MURPHY COMPLEX

- Memphis will practice at its home site, the Billy J. Murphy Complex, located on the University of Memphis Park Avenue Campus.
Murphy Complex
1115 E. Getwell Loop
Memphis, TN 38152

- **Due to the ongoing pandemic** out of safety concerns for the student-athletes, all practices are closed to the media. Post-practice interviews will be conducted via Zoom at a link available on the Memphis Tigers Media Vault.

PRACTICE INTERVIEWS

- Practice sessions are closed to the media. Coaches and players will be available for interviews in conjunction with practice on select days via Zoom.

POSTGAME INTERVIEWS

- The Memphis locker room is **closed**. Head coach Ryan Silverfield and requested players will be made available to the media via Zoom after a cooling off period.

VIDEO GUIDELINES

- For non-game footage, accredited organizations may distribute non-game audio and video content online, including interviews, press conferences and team practice provided that such distribution is three (3) minutes maximum per content opportunity per day, appears in an editorial context only and is **not posted live** (including through social media apps such as Periscope, Twitter, Facebook, etc.).
- The three-minute limit does not include video/audio material that is comprised entirely of a credentialed media employee providing commentary or analysis, including pre- or post-practice stand-up material shot on the field or other facility location.

COLLEGEPRESSBOX.COM

- CollegePressBox.com is the official media website for Division I football. Access and download weekly game notes, quotes, statistics, media guides, headshots, logos and more for each conference and its member schools. Register for access at collegepressbox.com/register.

COMMUNICATIONS STAFF

Football Contact	Chuck Gallina
Email Address	chuck.gallina@memphis.edu
Director of Digital Media	Brad Pope
Email Address	sbpope@memphis.edu
Athletics Web Videographer	Nathan Galloway
Email Address	nrgllway@memphis.edu

Memphis Athletic Communications

570 Normal Street
Memphis, TN 38152
Fax: 901-678-4134

Liberty Bowl Memorial Stadium

335 Hollywood Street
Memphis, TN 38104
Phone: 901-729-4344



**MEMPHIS TIGERS
MEDIA VAULT**

Interviews, practice clips, photos and additional documents are available on the Memphis Tigers Media Vault.

Credentialed media can request access to the Memphis Tigers Media Vault by contacting Chuck Gallina (chuck.gallina@memphis.edu).

ALPHABETICAL

No.	Name	Pos.
8	Connor Adair	QB
54	Brackston Alford	OL
37	Jaylon Allen	OLB
60	Lazarus Allen	DL
16	Nehemiah Augustus	ILB
4	Calvin Austin III	WR
76	Blaine Bishop	OL
41	Sanchez Blake Jr.	DB/S
42	Preston Brady	LS/H
54	Nigel Brannon	DL
9	John Broussard	DB/CB
12	Keilon Brown	QB
3	Keith Brown Jr.	ILB
33	Tamir Caldwell Jr.	DB
2	TJ Carter	DB/CB
95	John Cartwright	DL
2	Rodrigues Clark	RB
13	Jalil Clemons	OLB
24	An'Darius Coffey	DB/CB
28	Terryen Collins	DB
33	Braxton Crouse	WR
8	Xavier Cullens	ILB
5	Everitt Cunningham	OLB
75	Matt Dale	OL
88	Tyce Daniel	TE
72	Michael Denson	OL
38	Jaylen Dollar	OLB
94	Joseph Dorceus	DL
85	Koby Drake	WR
97	Wardalis Ducksworth	DL
5	Sean Dykes	TE
50	Jared Edwards	OL
74	Isaac Ellis	OL
56	Cincir Evans	OLB
77	Obinna Eze	OL
71	Evan Fields	OL
24	Cameron Fleming	RB
32	Jacobi Francis	DB/CB
25	Kory Gainwell	RB
65	Jonah Gambill	OL
78	Mitchell Gildehaus	OL
1	O'Bryan Goodson	DL
6	Kalyn Grandberry	RB
83	John Hassell	TE
19	Joshua Hastings	DB/S
34	Caleb Hawkins	PK
37	Cross Holmes	PK
47	Miles Ingram	DB/CB
13	Javon Ivory	WR
98	CamRon Jackson	DL
91	Antonio Johnson	DL
44	Kendell Johnson	DB/S
15	Quindell Johnson	DB/S
14	Marcayll Jones	WR
73	Titus Jones	OL
10	Morris Joseph	DL
93	Meonta Kimbrough	DL
70	Jacob Likes	OL
22	Tyrez Lindsey	DB/S
79	Tim Marmino	OL

NUMERICAL ROSTER

No.	Name	Pos.	Ht.	Wt.	Cl./Exp.	Hometown/Last School
1	O'Bryan Goodson	DL	6-1	297	Sr./3L	Batesville, Miss./South Panola HS
1	Peter Parrish	QB	6-1	190	R-So./TR	Phenix City, Ala./Central HS/LSU
2	TJ Carter	DB/CB	5-11	190	Sr./3L	Nashville, Tenn./Stratford HS
2	Rodrigues Clark	RB	6-0	200	So./1L	Starkville, Miss./Starkville HS
3	Keith Brown Jr.	ILB	6-3	229	R-Sr./2L	Madison, Miss./Madison Central/Northwest Mississippi CC
3	Brady White	QB	6-3	210	R-Sr./2L	Newhall, Calif./Hart HS/Arizona State
4	Calvin Austin III	WR	5-9	162	R-Jr./2L	Memphis, Tenn./Harding Academy
4	Everitt Cunningham	OLB	6-2	250	Sr./1L	West Point, Miss./West Point HS/East Mississippi CC
5	Sean Dykes	TE	6-2	224	R-Sr./4L	Houston, Texas/Manvel HS
6	Kalyn Grandberry	RB	6-0	205	Jr./TR	Memphis, Tenn./Raleigh-Egypt HS/Jones County JC
6	Kayode Oladele	DL	6-5	250	R-So./1L	Miami, Fla./Champagnat Catholic HS
7	Markevion Quinn	QB	6-3	195	R-Jr./1L	Ruleville, Miss./Ruleville Central/Pearl River CC
7	John Tate IV	DL	6-4	295	R-Sr./3L	Pine Bluff, Ark./Pine Bluff HS
8	Connor Adair	QB	6-4	184	R-Jr./2L	Trussville, Ala./Hewitt-Trussville HS
8	Xavier Cullens	ILB	6-1	225	R-Jr./2L	Ecru, Miss./North Pontotoc HS
9	John Broussard	DB/CB	6-1	190	Sr./1L	Phenix City, Ala./Central HS/Auburn
10	Morris Joseph	DL	6-2	275	Jr./1L	Orange, Texas/West Orange-Stark HS/Iowa Western CC
11	Sylvonta Oliver	DB/CB	5-10	175	Jr./TR	Como, Miss./North Panola HS/Itawamba CC
12	Keilon Brown	QB	6-1	184	Fr./HS	Zachary, La./Zachary HS
12	Gabriel Rogers	DB/CB	6-0	190	R-Jr./1L	Jackson, Miss./Callway HS/Jones County JC
13	Jalil Clemons	OLB	6-3	240	So./1L	Starkville, Miss./Starkville HS
13	Javon Ivory	WR	6-2	180	R-Fr./1L	Grove Hill, Ala./Clarke County HS
14	Marcayll Jones	WR	5-9	170	Fr./HS	Warner Robins, Ga./Warner Robins HS
14	Davian Mayo	ILB	6-1	215	Fr./HS	Monticello, Ark./Drew Central HS
15	Quindell Johnson	DB/S	6-1	195	R-So./1L	New Orleans, La./Edna Karr HS
15	Drew Martin	TE	6-3	230	R-Fr./SQ	North Little Rock, Ark./North Little Rock HS
16	Nehemiah Augustus	ILB	6-0	208	R-Sr./3L	Patterson, La./Patterson HS
16	Cade Mashburn	ILB	6-2	220	R-Jr./2L	Norman, Okla./Norman North HS
16	Kobe Webster	WR	6-0	195	Fr./HS	Texarkana, Texas/Texas HS
17	Kylan Watkins	RB	5-11	170	R-Jr./1L	Memphis, Tenn./Whitehaven HS/UT Martin
18	Tahj Washington	WR	5-11	175	R-Fr./1L	Marshall, Texas/Marshall HS
19	Joshua Hastings	DB/S	6-1	185	Fr./HS	Cordova, Tenn./Cordova HS
21	Timothy Taylor	RB	5-10	213	R-Jr./2L	Memphis, Tenn./East HS
21	Jashon Watkins-Perkins	DB/S	6-4	200	R-Fr./SQ	Nashville, Tenn./East Nashville Magnet
22	Tyrez Lindsey	DB/S	6-2	212	R-Sr./3L	Dothan, Ala./Dothan HS
23	JJ Russell	ILB	6-1	225	Sr./3L	Grenada, Miss./Grenada HS
23	Wes Yerty	WR	6-4	195	So./TR	Eads, Tenn./Briarcrest/Winona State/Southwest Tennessee
24	An'Darius Coffey	DB/CB	6-0	181	Fr./HS	Winona, Miss./Winona HS
24	Cameron Fleming	RB	5-7	172	R-So./2L	Cedar Hill, Texas/Cedar Hill HS
25	Kory Gainwell	RB	5-8	180	Fr./HS	Yazoo City, Miss./Yazoo County
25	Devonte Nelson	DB/CB	5-11	184	Fr./HS	Memphis, Tenn./MUS
26	Marquavius Weaver	RB	5-10	211	R-Jr./2L	Bartlett, Tenn./Bartlett HS
27	Brandon Thomas	RB	5-11	200	Fr./HS	North Little Rock, Ark./North Little Rock HS
28	Terryen Collins	DB	5-10	171	So./TR	Memphis, Tenn./Kirby HS/Lindenwood
28	Asa Martin	RB	5-11	200	R-So./SQ	Decatur, Ala./Auburn/Miami
30	Rodney Owens	DB/S	6-0	180	R-Jr./1L	Nashville, Tenn./Ensworth HS/Iowa Western CC
32	Jacobi Francis	DB/CB	5-10	180	R-Sr./3L	Covington, Ga./Newton HS
33	Tamir Caldwell Jr.	DB	5-11	191	Jr./HS	Webster Groves, Mo./Webster Groves HS/Coe College
33	Braxton Crouse	WR	6-1	170	Fr./HS	Collierville, Tenn. / Collierville HS
34	Caleb Hawkins	PK	6-3	205	Fr./HS	Ripley, Tenn./Ripley HS
36	Riley Patterson	PK	6-0	190	Sr./3L	Edwardsville, Ill./Edwardsville HS
37	Jaylon Allen	OLB	6-2	238	R-So./1L	Humble, Texas/Atascocita HS
37	Cross Holmes	PK	5-10	210	R-Fr./SQ	Aurora, Ill./Waubonsie Valley HS
38	Jaylen Dollar	OLB	6-1	220	Fr./HS	Marietta, Ga./Marietta HS
39	Harold Nash III	DB/CB	5-10	172	R-Fr./SQ	West Bloomfield, Mich./St. Mary's HS/Fork Union Military
41	Sanchez Blake Jr.	DB/S	6-0	200	R-Jr./2L	Olive Branch, Miss./Olive Branch HS
40	Thomas Pickens	ILB	6-2	207	R-Sr./4L	Memphis, Tenn./Memphis University School
42	Preston Brady	LS/H	6-0	222	R-Jr./2L	Cordova, Tenn./Evangelical Christian School
43	Ja'Len Sims	ILB	6-2	225	R-Fr./1L	Fultondale, Ala./Fultondale HS
44	Kendell Johnson	DB/S	5-9	196	R-So./SQ	New Orleans, La./Edna Karr HS

NUMERICAL ROSTER

No.	Name	Pos.	Ht.	Wt.	Cl./Exp.	Hometown/Last School
44	Rhett Weidenbacher	TE	6-3	235	Jr./JC	Metairie, La./Holy Cross HS/Butler CC
45	Kameron Wilson	TE	6-7	232	R-So./1L	Bessemer, Ala./Hueytown HS
46	Cole Mashburn	OLB	6-3	245	R-Fr./1L	Norman, Okla./Norman North HS
47	Miles Ingram	DB/CB	6-0	170	R-Fr./HS	Jackson, Tenn./University School of Jackson
47	Austin McCready	P	6-2	180	Fr./HS	River Ridge, La./John Curtis HS
48	Adam Williams	P	6-5	243	R-Jr./2L	Lebanon, Tenn./Wilson Central
49	Treysen Neal	LS	5-9	219	Jr./2L	St. Louis, Mo./Wentzville Liberty HS
50	Jared Edwards	OL	6-4	256	R-So./1L	Evensville, Tenn./Rhea County HS
51	Travis Moss	ILB	5-11	200	Fr./HS	Jacksonville, Fla./Mandarin HS
52	Matt Rhodes	ILB	5-11	230	R-Fr./SQ	Memphis, Tenn./Memphis University School
53	Andrew Studer	LS	5-9	230	Fr./HS	Southaven, Miss./Desoto Central HS
54	Brackston Alford	OL	6-4	287	Fr./HS	Knoxville, Tenn./Alcoa HS
54	Nigel Brannon	DL	6-5	333	R-So./1L	Oklahoma City, Okla./John Marshall
56	Dylan Parham	OL	6-3	285	R-Jr./2L	Carrollton, Ga./Carrollton HS
56	Cincir Evans	OLB	6-4	215	R-So./TR	Memphis, Tenn./White Station HS/Coastal Carolina
57	Rodney Newsom	OL	6-3	290	Fr./HS	Memphis, Tenn./Briarcrest Christian HS
58	Brian Thomas Jr.	OL	6-4	310	R-Jr./1L	Baton Rouge, La./Scotlandville/Hutchinson CC
59	Chandler Stump	OLB	6-3	240	R-Sr./2L	Franklin, Tenn./Centennial HS
60	Lazarus Allen	DL	6-4	290	Fr./HS	Memphis, Tenn./Christian Brothers HS
61	Josh Northcutt	OL	6-5	320	R-So./SQ	Selmer, Tenn./McNairy Central HS
63	Johnny Westbrook	DL	6-0	295	R-So./HS	Memphis, Tenn./First Assembly Christian School
64	Cade Taylor	OL	6-3	285	Fr./HS	Jackson, Tenn./University School of Jackson
65	Jonah Gambill	OL	6-3	276	Fr./HS	Cartersville, Ga./Cartersville HS
67	Manuel Orona-Lopez	OL	6-3	291	R-Sr./2L	Phoenix, Ariz./Browne HS/Glendale CC
70	Jacob Likes	OL	6-2	280	R-Fr./SQ	Memphis, Tenn./Christian Brothers HS
71	Evan Fields	OL	6-5	295	R-So./1L	Sharpsburg, Ga./East Coweta
72	Michael Denson	OL	6-5	275	R-So./1L	Rockwall, Texas/Rockwall-Heath/Tyler JC
73	Titus Jones	OL	6-4	295	R-So./1L	New Orleans, La./Edna Karr HS
74	Isaac Ellis	OL	6-2	308	R-So./2L	Monroe, La./Carroll HS
75	Matt Dale	OL	6-6	320	R-Jr./1L	Raymond, Miss./Kemper County HS/Hinds CC
76	Blaine Bishop	OL	6-3	286	R-So./1L	Tallahassee, Fla./North Florida Christian
77	Obinna Eze	OL	6-8	315	R-Jr./2L	Nashville, Tenn./Davidson Academy
78	Mitchell Gildehaus	OL	6-4	270	Fr./HS	Washington, Mo./St. Francis Borgia HS
79	Tim Marmino	OL	6-5	315	Fr./HS	Memphis, Tenn./Fayette Academy HS
81	Ka'Dedrick Richardson	WR	6-1	195	Jr./TR	Memphis, Tenn./Whitehaven/Fullerton CC/Western Illinois
82	Diego Martinez	WR	6-1	175	R-Fr./SQ	Berlin, N.J./St. Joseph HS
83	John Hassell	TE	6-3	240	R-Jr./1L	Collierville, Tenn./Collierville HS
84	Khi Mathieu	WR	6-0	165	Fr./HS	New Orleans, La./St. Augustine HS
85	Koby Drake	WR	5-11	185	Fr./HS	White Hall, Ark./White Hall HS
86	Caden Prieskorn	TE	6-6	215	R-Fr./SQ	Lake Orion, Mich./Orchard Lake HS/Fork Union Military Academy
87	Jeremy Tate Jr.	WR	6-4	220	R-So./SQ	Columbus, Miss./New Hope HS
88	Tyce Daniel	TE	6-4	240	R-Jr./2L	Paducah, Ky./McCracken County HS
89	Tyler "TJ" Moore	WR	5-10	163	R-So./SQ	Olive Branch, Miss./Olive Branch HS
91	Antonio Johnson	DL	6-2	300	Fr./HS	White Hall, Ark./White Hall HS
92	Maurice White	DL	6-5	290	Jr./TR	Detroit, Mich./Martin Luther King HS/Ellsworth CC/East Mississippi CC
93	Meonta Kimbrough	DL	6-1	290	So./TR	Memphis, Tenn./Overton HS/Kentucky Christian
94	Joseph Dorceus	DL	6-0	277	R-Sr./3L	Spring, Texas/Spring HS
95	John Cartwright	DL	6-3	257	So./TR	Madison, Miss./Madison-Ridgeland Academy/East Central CC
97	Wardalis Ducksworth	DL	6-4	246	R-Jr./1L	Mize, Miss./Mize HS/Jones County JC
98	CamRon Jackson	DL	6-5	280	Fr./HS	Haynesville, La./Haynesville HS
99	Kajuan Robinson	DL	6-2	300	Fr./HS	Bryant, Ark./Bryant HS

ALPHABETICAL

No.	Name	Pos.
28	Asa Martin	RB
15	Drew Martin	TE
82	Diego Martinez	WR
16	Cade Mashburn	ILB
46	Cole Mashburn	OLB
84	Khi Mathieu	WR
14	Davian Mayo	ILB
47	Austin McCready	P
89	Tyler "TJ" Moore	WR
51	Travis Moss	ILB
39	Harold Nash III	DB/CB
49	Treysen Neal	LS
25	Devonte Nelson	DB/CB
57	Rodney Newsom	OL
61	Josh Northcutt	OL
6	Kayode Oladele	DL
11	Sylvonta Oliver	DB/CB
67	Manuel Orona-Lopez	OL
30	Rodney Owens	DB/S
56	Dylan Parham	OL
1	Peter Parrish	QB
36	Riley Patterson	PK
40	Thomas Pickens	ILB
86	Caden Prieskorn	TE
7	Markevious Quinn	QB
52	Matt Rhodes	ILB
81	Ka'Dedrick Richardson	WR
99	Kajuan Robinson	DL
12	Gabriel Rogers	DB/CB
23	JJ Russell	ILB
43	Ja'Len Sims	ILB
53	Andrew Studer	LS
59	Chandler Stump	OLB
7	John Tate IV	DL
87	Jeremy Tate Jr.	WR
64	Cade Taylor	OL
21	Timothy Taylor	RB
27	Brandon Thomas	RB
58	Brian Thomas Jr.	OL
18	Tahj Washington	WR
17	Kylan Watkins	RB
21	Jashon Watkins-Perkins	DB/S
26	Marquavius Weaver	RB
16	Kobe Webster	WR
44	Rhett Weidenbacher	TE
63	Johnny Westbrook	DL
3	Brady White	QB
92	Maurice White	DL
48	Adam Williams	P
45	Kameron Wilson	TE
23	Wes Yerty	WR

PARTICIPATION

#	Name, Pos	'16	'17	'18	'19	'20	Total
1	O'Bryan Goodson, DL	-	12/10	13/13	13/13	3/3	41/39
2	T.J. Carter, DB	-	13/13	14/14	12/12	2/2	41/41
2	Rodrigues Clark, RB	-	-	-	8/0	3/3	11/3
3	Keith Brown Jr., LB	-	-	3/0	13/0	3/0	19/0
3	Brady White, QB	-	-	14/14	14/14	3/3	31/31
4	Calvin Austin III, WR	-	-	10/0	13/0	3/3	26/3
5	Sean Dykes, TE	10/1	13/8	13/8	4/3	3/3	43/23
5	Everitt Cunningham, DE	-	-	-	13/2	1/0	14/2
6	Kayode Oladele, DL	-	-	-	1/0	2/0	3/0
8	Connor Adair, QB	-	-	2/0	5/0	-	7/0
8	Xavier Cullens, LB	-	-	6/0	13/5	2/1	21/6
9	John Broussard, DB	-	-	-	8/0	2/1	10/1
10	Damonte Coxie, WR	-	13/0	14/14	14/14	2/2	43/30
10	Morris Joseph, DL	-	-	-	14/0	3/2	17/2
11	Sylvonta Oliver, RB	-	-	-	-	3/1	3/1
12	Gabriel Rogers, DB	-	-	-	4/0	3/0	7/0
13	Jalil Clemons, DL	-	-	-	13/0	3/3	16/3
13	Javon Ivory, WR	-	-	-	4/0	2/1	5/1
14	Marcayll Jones, WR	-	-	-	-	2/0	2/0
15	Quindell Johnson, DB	-	-	1/0	14/5	3/1	18/6
16	Nehemiah Augustus, LB	-	13/0	14/0	11/0	-	38/0
17	Kylan Watkins, RB	-	-	-	11/1	3/1	14/2
18	Tahj Washington, WR	-	-	-	4/0	3/1	7/1
21	Timothy Taylor, RB	-	-	5/0	6/0	2/0	13/0
22	Tyrez Lindsey, DB	-	11/4	14/14	14/0	3/3	42/21
23	JJ Russell, LB	-	11/0	14/12	14/14	3/3	42/29
24	An'Darius Coffey, DB	-	-	-	-	3/0	3/0
24	Cameron Fleming, RB	-	-	2/0	3/0	1/0	6/0
25	Devonte Nelson, DB	-	-	-	-	1/0	1/0
26	Cade Mashburn, LB	-	-	7/0	2/0	1/0	10/0
26	Marquavius Weaver, RB	-	-	5/0	7/0	3/0	15/0
27	Brandon Thomas, RB	-	-	-	-	1/0	1/0
28	Asa Martin, RB	-	-	-	-	3/0	3/0
30	Rodney Owens, DB	-	-	-	12/0	3/3	15/3
32	Jacobi Francis, DB	-	12/0	14/3	14/14	2/2	42/19
36	Riley Patterson, PK	-	13/0	14/0	14/0	3/0	44/0
37	Jaylon Allen, DE	-	-	-	11/0	3/0	14/0
39	Harold Nash III, DB	-	-	-	-	1/0	1/0
40	Thomas Pickens, DB	2/0	6/0	10/0	14/10	2/2	34/12
41	Sanchez Blake Jr., DB	-	-	14/0	10/10	3/2	27/12
42	Preston Brady, LS/H	-	-	14/0	14/0	3/0	31/0
43	Ja'Len Sims, LB	-	-	-	1/0	2/0	3/0
45	Kame Wilson, TE	-	-	-	13/4	3/0	16/4
46	Cole Mashburn, DE	-	-	-	4/0	3/0	7/0
48	Adam Williams, P	-	-	14/0	14/0	3/0	31/0
49	Treysen Neal, LS	-	-	14/0	14/0	2/0	30/0
50	Jared Edwards, TE/OL	-	-	-	1/0	-	1/0
54	Brackston Alford, OL	-	-	-	-	3/0	3/0
56	Dylan Parham, OL	-	-	14/14	14/14	3/3	31/31
57	Nigel Brannon, DL	-	-	-	14/0	2/0	16/0
58	Brian Thomas, OL	-	-	-	3/1	-	3/1
59	Chandler Stump, LB	-	5/0	5/0	-	-	10/0
67	Manuel Orona-Lopez, OL	-	-	3/0	14/14	3/3	20/17
70	Jacob Likes, OL	-	-	-	-	1/0	1/0
71	Evan Fields, OL	-	-	-	9/0	2/2	11/2
72	Michael Denson, OL	-	-	-	1/0	-	1/0
73	Titus Jones, OL	-	-	-	12/0	3/0	15/0
74	Isaac Ellis, OL	-	-	3/0	14/0	3/3	20/3
75	Matt Dale, OL	-	-	-	1/0	3/1	4/1
76	Blaine Bishop, OL	-	-	-	1/0	-	1/0
77	Obinna Eze, OL	-	-	5/0	14/14	3/3	22/17
83	John Hassell, TE	-	-	-	11/0	3/0	14/0
84	Khi Matthew, WR	-	-	-	-	1/0	1/0
87	Jeremy Tate, TE	-	-	-	1/0	2/0	3/0
88	Tyce Daniel, TE	-	-	8/0	12/0	2/0	22/0
90	John Tate IV, DL	-	13/1	14/1	14/0	-	41/2
92	Maurice White, DL	-	-	-	-	3/0	3/0
94	Joseph Dorceus, DL	-	11/0	14/1	14/11	3/3	42/15
95	John Cartwright, DL	-	-	-	-	1/0	1/0
97	Wardalis Ducksworth, DL	-	-	-	2/0	3/1	5/1
98	CamRon Jackson, DL	-	-	-	-	2/0	2/0
99	Kajuan Robinson, DL	-	-	-	-	3/0	3/0

MEMPHIS DEPTH CHART

OFFENSE

QB	3	Brady White	6-3	205	R-Sr./2L	Newhall, Calif./Hart HS/Arizona State
	8	Connor Adair	6-4	200	R-Jr./2L	Trussville, Ala./Hewitt-Trussville HS
RB	2	Rodrigues Clark	6-0	200	So./1L	Starkville, Miss./Starkville HS
	26	Marquavius Weaver	5-10	211	R-Jr./2L	Bartlett, Tenn./Bartlett HS
TB	17	Kylan Watkins	5-11	178	R-Jr./1L	Memphis, Tenn./Whitehaven HS
	28	Asa Martin	5-11	200	R-So./SQ	Decatur, Ala./Austin HS/Auburn/Miami
WR	18	Tahj Washington	5-11	175	R-Fr./1L	Marshall, Texas/Marshall HS
	87	Jeremy Tate	6-4	220	R-So./1L	Columbus, Miss./New Hope HS
WR	13	Javon Ivory	6-2	196	R-Fr./1L	Grove Hill, Ala./Clarke County HS
	84	Khi Mathieu	6-0	165	Fr./HS	New Orleans, La./St. Augustine HS
WR	4	Calvin Austin III	5-9	162	R-Jr./2L	Memphis, Tenn./Harding Academy
TE	5	Sean Dykes	6-2	221	R-Sr./4L	Houston, Texas/Manvel HS
	45	Kameron Wilson	6-7	263	R-So./1L	Bessemer, Ala./Hueytown HS
LT	77	Obinna Eze	6-8	303	R-Jr./2L	Nashville, Tenn./Davidson Academy
	73	Titus Jones	6-4	268	R-So./1L	New Orleans, La./Edna Karr HS
LG	74	Isaac Ellis	6-2	325	R-So./2L	Monroe, La./Carroll HS
	50	Jared Edwards	6-4	281	R-So./1L	Evensville, Tenn./Rhea County HS
C	67	Manuel Orona-Lopez	6-3	291	R-Sr./2L	Phoenix, Ariz./Browne HS/Glendale CC
	70	Jacob Likes	6-2	294	R-Fr./SQ	Memphis, Tenn./Christian Brothers HS
RG	71	Evan Fields	6-5	277	R-So./1L	Sharpsburg, Ga./East Coweta HS
	75	Matt Dale	6-6	320	R-Jr./1L	Raymond, Miss./Kemper County HS/Hinds CC
RT	56	Dylan Parham	6-3	273	R-Jr./2L	Carrollton, Ga./Carrollton HS
	72	Michael Denson	6-5	275	R-So./1L	Rockwall, Texas/Rockwall-Heath/Tyler JC
	58	Brian Thomas	6-4	310	R-Jr./1L	Baton Rouge, La./Scotlandville/Hutchinson CC

DEFENSE

END	10	Morris Joseph	6-2	275	Jr./1L	Orange, Texas/West Orange-Stark HS/Iowa Western CC
	6	Kayode Oladele	6-4	250	R-So./1L	Miami, Fla./Champagnat Catholic HS
NT	1	O'Bryan Goodson	6-1	297	Sr./3L	Batesville, Miss./South Panola HS
	92	Maurice White	6-5	290	Jr./TR	Detroit, Mich./Martin Luther King HS/East Mississippi CC
END	94	Joseph Dorceus	6-0	277	R-Sr./3L	Spring, Texas/Spring HS
	97	Wardalis Ducksworth	6-4	248	R-Jr./1L	Mize, Miss./Mize HS/Jones JC
MIKE	23	JJ Russell	6-1	210	Sr./3L	Grenada, Miss./Grenada HS
	26	Cade Mashburn	6-2	220	R-Jr./2L	Norman, Okla./Norman North HS
JACK	8	Xavier Cullens	6-1	220	R-Jr./2L	Ecru, Miss./North Pontotoc HS
	43	Ja'Len Sims	6-2	221	R-Fr./1L	Fultondale, Ala./Fultondale HS
SAM	40	Thomas Pickens	6-2	207	R-Sr./3L	Memphis, Tenn./MUS
	46	Cole Mashburn	6-3	240	R-Fr./1L	Norman, Okla./Norman North HS
WILL	13	Jalil Clemons	6-3	240	So./1L	Starkville, Miss./Starkville HS
	37	Jaylon Allen	6-2	228	R-So./1L	Humble, Texas/Atascocita HS
or	5	Everitt Cunningham	6-3	241	Sr./1L	West Point, Miss./West Point HS/East Mississippi CC
CB	2	TJ Carter	5-11	190	Sr./3L	Nashville, Tenn./Stratford HS
	11	Sylvonta Oliver	5-10	175	Jr./TR	Como, Miss./North Panola HS/Itawamba CC
	12	Gabriel Rogers	6-0	187	R-Jr./1L	Jackson, Miss./Callaway HS/Jones JC
FS	15	Quindell Johnson	6-1	195	R-So./1L	New Orleans, La./Edna Karr HS
	22	Tyrez Lindsey	6-2	212	R-Sr./3L	Dothan, Ala./Dothan HS
BS	41	Sanchez Blake Jr.	6-0	204	R-Jr./2L	Olive Branch, Miss./Olive Branch HS
	22	Tyrez Lindsey	6-2	212	R-Sr./3L	Dothan, Ala./Dothan HS
CB	32	Jacobi Francis	5-10	186	R-Sr./3L	Covington, Ga./Newton HS
	9	John Broussard Jr.	6-0	179	Sr./1L	Phenix City, Ala./Central HS/Auburn

SPECIAL TEAMS

PK	36	Riley Patterson	6-0	180	Sr./3L	Edwardsville, Ill./Edwardsville HS
	48	Adam Williams	6-5	243	R-Jr./2L	Lebanon, Tenn./Wilson Central
P	48	Adam Williams	6-5	243	R-Jr./2L	Lebanon, Tenn./Wilson Central
	36	Riley Patterson	6-0	180	Sr./3L	Edwardsville, Ill./Edwardsville HS
LS	49	Treysen Neal	5-9	219	Jr./2L	Lake St. Louis, Mo./Wentzville Liberty HS
or	42	Preston Brady	6-0	222	R-Jr./2L	Cordova, Tenn./Evangelical Christian School
H	42	Preston Brady	6-0	222	R-So./1L	Cordova, Tenn./Evangelical Christian School
	48	Adam Williams	6-5	243	R-Jr./2L	Lebanon, Tenn./Wilson Central
PR	4	Calvin Austin III	5-9	162	R-Jr./2L	Memphis, Tenn./Harding Academy
	13	Javon Ivory	6-2	196	R-Fr./1L	Grove Hill, Ala./Clarke County HS
KR	12	Gabriel Rogers	6-0	197	R-Jr./1L	Jackson, Miss./Callaway HS/Jones County
	28	Asa Martin	5-11	200	R-So./TR	Decatur, Ala./Austin HS/Auburn/Miami

PRONUNCIATION KEYS

Connor Adair	Ay-dare
John Broussard	Brew-sard
Keilon Brown	Key-lin
Tamir Caldwell Jr.	tuh-MEER
Jalil Clemons	JUH-LEEL
Damonte Coxie	Coax-ee
Xavier Cullens	EX-ay-vee-er
Tyce Daniel	Rhymes with dice
Joseph Dorceus	DOOR-see-us
Wardalis Ducksworth	War-day-liss
Cincir Evans	Sincere
Obinna Eze	Oh-bean-nuh Ez-ay
Mitchell Gildehaus	Guild-a-house
CamRon Jackson	Cam-Ron
Quindell Johnson	Quinn-dell
Marcayll Jones	Mar-kel
Asa Martin	Ay-suh
Khi Mathieu	Like sky Matthew
Davian Mayo	Dav-ee-on
Kayode Oladele	Kai-you-day Oh-la-dell-lay
Sylvonta Oliver	Sil-von-tay
Manuel Orona-Lopez	Man-well Oh-row-na
Caden Priekorn	Prees-corn
Markevion Quinn	Mar-key-vee-on
Marquavius Weaver	Mar-kway-vee-us
Rhett Weidenbacher	Wide-en-backer

MEMPHIS HEAD COACH RYAN SILVERFIELD



SILVERFIELD AT A GLANCE

- **Born:** Aug. 4, 1980
- **Alma Mater:** Hampden-Sydney College, 2003
- **Wife:** Mariana

COACHING EXPERIENCE

- **2019-Present:** Head Coach, Memphis
- **2016-19:** Assistant Coach/Asst. HC/Deputy HC, Memphis
- **2015:** Offensive Analyst, Arizona State
- **2014:** Offensive Consultant, Toledo
- **2008-13:** Assistant Coach, Minnesota Vikings
- **2006-07:** Graduate Assistant, UCF
- **2005:** Quarterbacks Coach, Jacksonville
- **2004:** Head Coach, Memorial Day High School
- **2000-03:** Assistant Coach, Hampden-Sydney College
- **1999:** Assistant Coach, The Bolles School



Ryan Silverfield became the 25th head coach in Memphis football history in December 2019 and began his tenure by leading the Tigers into their first major bowl game appearance: the Goodyear Cotton Bowl Classic in Dallas.

In naming Silverfield, the Tigers hired from within. Silverfield served as deputy head coach and offensive line coach during the 2019 season as the Tigers won their first outright conference title in 50 years. Memphis won the 2019 American Athletic Conference championship with a 29-24 win over Cincinnati at Liberty Bowl Memorial Stadium.

Silverfield also was part of Memphis staffs that led the program to three-straight American Athletic Conference West Division crowns from 2017-19 and four-straight bowl appearances from 2016-19. Behind Silverfield's contributions, Memphis has won 38 games the past four seasons, including going 10-3 in 2017 and 12-1 in 2019. He is the only member of the staff to be part of both 10-plus win seasons.

During the 2019 season, Silverfield developed a young offensive line that returned only two starters from 2018. One of starters -- Dustin Woodard -- moved to center as a regular for the first time in his collegiate career. Silverfield molded a line that blocked for the fourth-best offense in program history (6,249 yards) and the program's third-best scoring offense (527 points).

Two of Silverfield's linemen received all-conference accolades in 2019. Woodard was named to the All-American Athletic Conference second team and Dylan Parham earned all-league honorable mention recognition. Silverfield's line blocked for Kenneth Gainwell, The American's Rookie of the Year and the program's fifth 1,000-yard rusher all-time (1,425 yards), and for all-league second team performers in quarterback Brady White, wide receivers Damonte Coxie and Antonio Gibson, and tight end Joey Magnifico. White had more than 3,000 yards passing and Coxie posted more than 1,000 yards receiving, both for a second-straight campaign. After the

season, Woodard was a seventh round draft selection in the 2020 NFL Draft by the New England Patriots.

Silverfield served as the offensive line coach and run game coordinator in 2018, overseeing the team's most consistent unit with all five starters playing every game. One year after blocking for an offense that featured consensus All-American wide receiver Anthony Miller and set a school record for passing touchdowns, the offensive line spent the 2018 season in the trenches blocking for the program's first unanimous All-American in running back Darrell Henderson. During the 2018 season, Memphis set school records for total yards, points scored and rushing touchdowns. In 2017, they set the standard for passing touchdowns.

In four seasons at Memphis, Silverfield has coached five offensive linemen to all-conference honors. Gabe Kuhn (guard) and Trevon Tate (tackle) were first-team honorees in 2017, and Woodard was a first-team pick at guard in 2018 and a second-team selection at center in 2019. Parham was an honorable mention honoree in 2019.

Collectively, Silverfield's 2018 unit was one of 10 semifinalists for the Joe Moore Award, given to the best offensive line in college football. For his role leading the offensive line, Silverfield was named one of six finalists for the offensive line coach of the year award sponsored by FootballScoop. Silverfield also was recognized as one of the top recruiters in his time at Memphis. In 2017, he was ranked the fourth-best recruiter in The American by 247sports.com.

A 2018 Frank Broyles Award candidate, Silverfield first came to Memphis in 2016 with more than 18 years of coaching experience at the high school, college and NFL levels. He remains the only coach to have worked with an NCAA single-season rushing leader and an NFL single-season rushing leader. At UCF, Silverfield helped tutor Kevin Smith when the junior back led college football with 2,567 yards in 2007. Five seasons later in 2012, Silverfield was at Minnesota, where the Vikings' offensive line paved the way for Adrian Peterson's 2,097-yard season.

Just prior to coming to Memphis, Silverfield spent the last half of the 2015 football campaign with the NFL's Detroit Lions. In a mid-season staff shake-up, the Lions brought in Silverfield as an assistant offensive line coach, and the hire paid immediate dividends. His tenure with the Lions was Silverfield's second stint in the NFL.

Before Silverfield's arrival, the Lions had a 2-7 record in the three games before he came on board, Detroit's offensive line allowed 15 sacks for 105 yards. In the season's final stretch, Silverfield helped mold an offensive line that propelled the Lions to a 5-2 record. The Lions' offensive line allowed just more than three sacks per game in the last seven contests, and quarterback Matthew Stafford thrived behind Silverfield's new-look offensive line. In the seven games with Silverfield on staff, Stafford threw 17 touchdowns and only one interception. Before that, Stafford had 15 touchdowns and 12 interceptions.

Preceding his 2015 mid-season jump to the NFL, Silverfield was a senior offensive analyst on head coach Todd Graham's Arizona State staff. In his short time in Tempe, Ariz., the Sun Devils posted a 5-5 record on their way to a final 6-6 regular-season mark and a Motel 6 Cactus Bowl berth.

Silverfield served as an offensive consultant at Toledo in 2014 and helped the Rockets to a 9-4 overall record and a 7-1 Mid-American Conference (MAC) mark. Toledo tied for the MAC West crown and earned a GoDaddy.com Bowl berth. The Rockets' nine wins were the most since 2001, and Toledo's 63-44 bowl victory over Arkansas State was its first postseason win since 2011.

The Rockets' offensive line helped put one of the most prolific offensive seasons in Toledo football record book. The 2014 offense set school records for total offense, total rushing yardage and first downs per game and also ranked among the program's top-five in points per game (2nd), touchdowns scored (3rd) and rushing touchdowns (3rd).

Leading the charge on Silverfield's offensive line was Greg Mancz, the 2014 Vern Smith Award/MAC Player of the Year award recipient. Mancz, also an All-America second team selection, became the first offensive lineman in MAC history to be honored as the league's Player of the Year. Fellow linemen Josh Hendershot and Jeff Myers joined Mancz in earning All-MAC recognition.

Toledo's offensive line proved fruitful for the 2014 Rockets' attack. Toledo led the MAC in scoring offense, total offense, rushing offense and first downs. Rockets running back Kareem Hunt led the MAC in rushing (1,631 yards) and was tops in the nation in yards per carry (8.0). Hunt was an All-MAC first team pick and also earned GoDaddy.com Bowl MVP honors (271 yards/5 touchdowns).

Before jumping back to the collegiate ranks, Silverfield spent six seasons on the Minnesota Vikings staff. In his time in Minnesota, Silverfield helped the Vikings to two NFC North Division crowns and three NFL playoffs appearances, including a trip to the 2009 NFC championship game. Silverfield began his Vikings' stint as an offensive quality control staffer, before moving to a defensive line staff assistant in 2009 and 2010. He moved to the offensive side from 2011-13, assisting Jeff Davidson with the offensive line.

It was in the midst of his three years working with the Minnesota offensive line that Peterson had one of the most-prolific, single-season rushing performances in NFL history. In 2012, Peterson ran for a league-best 2,097 yards, falling just eight yards shy of Eric Dickerson's NFL record of 2,105. Peterson was named the 2012 NFL MVP.

Prior to his time in the NFL, Silverfield spent the 2006 and 2007 seasons at UCF. In his two campaigns in Orlando, Fla., he served as an offensive graduate assistant his first season and moved to a defensive graduate assistant spot in 2007. Silverfield was a member of the 2007 Knights staff that led the squad to a 10-4 record, a 7-1 Conference USA mark and the C-USA East Division crown. UCF defeated Tulsa in the C-USA championship game and earned the league's AutoZone Liberty Bowl berth.

As an offensive graduate assistant, Silverfield worked with Smith in 2006. That season – Smith's sophomore campaign – he rushed for 934 yards in only nine games, setting up his explosive junior season. As a junior, Smith was the NCAA rushing champion.

In Silverfield's season working with the Knights defense, UCF ranked among the top four in C-USA in scoring defense, rushing defense, passing defense and turnovers forced. The Knights held half of their opponents to 20 or fewer points in the 2007 campaign.

In 2005, Silverfield served as the quarterbacks coach at Jacksonville University. In 2004, at the age of 23, Silverfield served as head coach at Memorial Day High School in Savannah, Ga.

A 2003 Hampden-Sydney College (Va.) graduate, Silverfield coached four seasons at his alma mater, starting as an offensive assistant in 2000. Then, at age 20, he was tapped as the Tigers defensive line coach and spent two seasons at that post (2001-02). In 2003, Silverfield moved back to offense and coached the tight ends and H-backs. That season, the Tigers went 9-1 and had the nation's No. 1 scoring offense in the country (47.0 ppg). Hampden-Sydney scored 45 or more points in seven of its 10 games in 2003.

Silverfield started coaching in 1999 at his alma mater, The Bolles School in Jacksonville, Fla. He played for the Bulldogs and was a member of two Florida state championship teams (1995 and 1998). During his playing career, Silverfield helped Bolles to a No. 1 ranking in the USA Today Super 25 national high school football poll. Immediately after his playing career, Silverfield jumped to the coaching ranks as a Bolles School assistant.

Silverfield and his wife, Mariana, live in Memphis.

MEMPHIS COACHING STAFF



PETE LEMBO | ASSISTANT HEAD COACH/SPECIAL TEAMS COORD.

- Lembo joined the Memphis staff in January of 2019.
- A 2019 nominee for the Broyles Award
- In one season, Lembo had the Memphis special teams make a leap up in the ESPN Team Efficiency Rankings from 59th in 2018 - season prior to his arrival at Memphis - to 2nd in 2019.
- UofM special teams ranked in the top-10 in six NCAA/FBS statistical categories: kick-return yards (2nd), kick-return TD (2nd), blocked kicks (6th), blocked punts (6th), kickoff touchbacks (6th) and kick returns (9th).
- Lembo has 15 years of head coaching experience at Ball State, Elon and Lehigh.



KEVIN JOHNS | OFFENSIVE COORDINATOR/QUARTERBACKS

- Johns was named the offensive coordinator in January of 2019.
- He spent the 2018 season at Texas Tech and 2017 season at Western Michigan in the same role.
- Prior to Texas Tech and Western Michigan, Johns spent six seasons at Indiana where the Hoosiers rewrote 54 school records during his time there.
- In 2019, Memphis ranked among the top 20 nationally in nine offensive statistical categories: passing yards, scoring offense, passing yards/completion, total offense, first downs, passing efficiency, passing offense, passing TD and third down percentage.



MIKE MACINTYRE | DEFENSIVE COORDINATOR

- MacIntyre, a two-time National Coach of the Year and a 30-year coaching veteran, was named Memphis' defensive coordinator entering the 2020 season.
- He spent the 2019 season at Ole Miss in the same role.
- Ole Miss made impressive jumps in several defensive categories last season. The Rebels held opponents to nearly 10 fewer points in 2019 than in 2018 and also held foes to nearly 100 fewer rushing yards per game in 2019.
- Spent six seasons at Colorado and after taking over in 2013, turned a 1-11 team into a 10-3 program four seasons later.




JIM BRIDGE | OFFENSIVE LINE

- Bridge was named Memphis' offensive line coach in January of 2020.
- Prior to his arrival in Memphis, Bridge spent four seasons from 2016-19 on head coach David Cutcliffe's staff at Duke. From 2013-15, Bridge was the offensive line coach at Purdue.
- As the Blue Devils' offensive line coach, Bridge revamped the unit the last two seasons. In 2019, he coached a line that had three new starters from the previous season, including two freshmen.
- The Blue Devils ranked fifth in the ACC in sacks allowed and 15th nationally in TFL allowed.



CHARLES CLARK | DEFENSIVE BACKS

- Clark joined the staff at Memphis in January of 2020.
- He comes to Memphis after spending last season on the staff at Ole Miss as the program's secondary coach. There, he helped defensive back Keidron Smith rank in the top 25 in the country in forced fumbles (3).
- Prior to Ole Miss, Clark spent time at Duke, San Jose State, Colorado (working under MacIntyre) and Oregon.
- Was a four-year letterwinner and three-year starter for Ole Miss from 2003-06.
- Finished career with 198 tackles, three interceptions, 12 PBUs and five fumble recoveries.



DAVID GLIDDEN | TIGHT ENDS

- Glidden was elevated to an assistant coach in January of 2020 after spending the last two seasons as an offensive quality control analyst.
- A 2015 graduate of Oklahoma State, Glidden suited up for four seasons for the Cowboys, finishing his career with 115 catches for 1,655 yards and six touchdowns.
- Spent some time with the Atlanta Falcons before moving in to coaching.
- Glidden worked as a member of the offensive staff with the Tigers the past two seasons, helping in the development of the Memphis wide receivers.
- Wideouts Damonte Coxie and Antonio Gibson each earned all-conference honors in 2019. Coxie is the nation's top returning receiver with 2,773 career yards.



ANTHONY JONES | RUNNING BACKS

- Jones enters his third full season as the running backs coach for Memphis. He first coached for Memphis in the 2017 Liberty Bowl game.
- Prior to Memphis, Jones spent five seasons as the head football coach at Cordova High School. Prior to that, he spent a season as the head coach at Westwood High School, his alma mater.
- In his two seasons in charge of the running backs, the Tigers rushing attack piled up 6,533 yards and scored 78 touchdowns on the ground.
- Jones coached 75 players in six seasons that signed football scholarships.
- Attended UT Chattanooga and played wide receiver from 2004-07.



KYLE POPE | DEFENSIVE LINE

- Pope joined the Memphis football coaching staff in January of 2020.
- Comes to Memphis after spending the 2019 season at Liberty as the linebackers coach. The Flames finished with an 8-5 overall record in their first season reclassified as an FBS program.
- In 2017 and 2018, Pope served as a defensive line graduate assistant for Alabama when the Crimson Tide reached back-to-back College Football Playoff national championship game appearances and won the 2017 national title.
- Graduated from Jacksonville State in 2015 and reached the NCAA FCS Playoffs in 2013 and 2014.



JOHN SIMON | PASSING GAME COORDINATOR/WIDE RECEIVERS

- Simon joined the Memphis staff in January of 2019 as the passing game coordinator and the wide receivers coach.
- Simon played at Louisiana Tech from 1998-2001 where he gained more than 4,000 all-purpose yards and caught a pass in a then-NCAA record 36 consecutive games.
- After college at Louisiana Tech, Simon spent three seasons at the NFL.
- Simon helped develop one of the most prolific passing attacks in program history in 2019. For only the second time in school history, Memphis rolled up more than 4,000 yards through the air.
- Four Tigers recorded more than 600 receiving yards in 2019, led by Damonte Coxie.



BERT WATTS | LINEBACKERS

- Watts was named the linebackers coach in January of 2020.
- Came to Memphis after serving as Fresno State's defensive coordinator in 2018 and 2019.
- Watts' defense ranked in the Top 10 nationally in several statistical categories.
- In 2018, the Bulldogs finished with a 12-2 record and were Mountain West Champions.
- Prior to Fresno State, Watts spent four seasons as the defensive coordinator at UC Davis.

* Complete bios for all 10 assistants are available online by clicking on their name.

MEMPHIS VS TEMPLE STATISTICAL COMPARISON

NCAA TEAM RANKINGS

Statistic	Memphis		Temple	
	Rk	Avg.	Rk	Avg.
Rushing Offense	14	214.5	45	156.0
Passing Offense	8	354.0	28	255.5
Completion Percentage	6	0.698	4	0.712
Pass Efficiency	9	167.53	26	144.4
Scoring Offense	17	38.0	25	34.0
Total Offense	9	501.5	34	411.5
Rushing Defense	28	132.3	61	197.0
Pass Yards Allowed	77	458.0	1	144.5
Scoring Defense	61	34.3	59	34.0
Total Defense	77	590.3	13	311.5
Team Sacks	29	2.67	32	2.5
Turnover Margin	37	0.0	37	0.0
Net Punting	39	38.9	22	40.4
Punt Returns	40	7.50	72	0.0
Kickoff Returns	70	14.14	58	17.83

RV/RV MEMPHIS TIGERS (2-1, 1-1 AAC)

Team Statistics	Memphis	Opponent
Points/Game	38.0	34.3
First Downs/Game	32.0	26.7
Rushing Yards/Game	214.7	132.3
Passing Comp-Att-Int	90-129-3	94-138-2
Passing Yards/Game	354.0	458.0
Total Offense/Game	568.7	590.3
Fumbles-Lost	6-3	7-4
Penalties-Yards	24-186	22-206
Time of Possession/Game	32:56	27:04
Third Down Conversions	25-50	20-45
Third-Down Percentage	50.0%	44.4%
Fourth Down Conversions	7-7	6-9
Fourth-Down Percentage	100.0%	66.7%
Red Zone Scores	15-16	11-15
Red Zone Percentage	93.8%	73.3%

TEMPLE OWLS (1-1, 1-1 AAC)

Team Statistics	Temple	Opponent
Points/Game	34.0	27.7
First Downs/Game	28.5	19.5
Rushing Yards/Game	156.0	197.0
Passing Comp-Att-Int	52-73-3	18-31-0
Passing Yards/Game	255.5	114.5
Total Offense/Game	411.5	311.5
Fumbles-Lost	1-0	5-3
Penalties-Yards	9-84	15-157
Time of Possession/Game	28:30	31:30
Third Down Conversions	17-30	12-26
Third-Down Percentage	56.7%	46.2%
Fourth Down Conversions	3-3	6-6
Fourth-Down Percentage	100%	100%
Red Zone Scores	11-13	6-9
Red Zone Percentage	84.6%	66.7%

TEAM CAPTAINS

Memphis head coach Ryan Silverfield names his team captain on a game-by-game basis.

• Game 1 vs Arkansas State:

QB Brady White

• Game 2 at SMU:

QB Brady White

• Game 3 vs UCF:

QB Brady White

• Game 4 vs Temple:

• Game 5 at Cincinnati:

• Game 6 vs USF:

• Game 7 at Navy:

• Game 8 vs Stephen F. Austin

• Game 9 at Tulane:

• Game 10 vs Houston:



QUICK RECAP

MEMPHIS 50, UCF 49

- In the 15th meeting between Memphis and UCF, the Tigers staged the largest comeback in school history for a 50-49 victory on Oct. 17.
- With the win, Memphis snapped a 13-game losing skid against the Knights.
- UCF built a 35-14 lead midway through the third quarter, but the Tigers rallied to outscore the Knights by a 36-14 margin for the remainder of the contest.
- The 21-point come-from-behind win marked the largest comeback win in Memphis football history.
- The Tigers were led offensively by QB **Brady White**, who set a school record with 486 yards passing matched a single-game record with seven total TD (six passing, one rushing). WR **Calvin Austin III** registered a career-high 151 yards on nine receptions and two TD, while WR **Tahj Washington** also posted a 100-yard effort with a career-best 131 yards. RB **Rodrigues Clark**, added his second 100-yard rushing game of the season with a career-high 112 rushing yards on 21 carries.

KICKING THINGS OFF

THE MEMPHIS VS TEMPLE SERIES

- Following Memphis' 50-49 come-from-behind win against the UCF Knights last weekend, the Tigers remain home to host Temple. Kickoff from Liberty Bowl Memorial Stadium is set for 11 a.m. on ESPN+.
- Saturday marks the sixth meeting all-time between the Tigers and the Owls. Temple leads the series 3-2 after a 30-28 win in Philadelphia last season, Memphis' only regular-season loss in 2019.
- Three of the five meetings between Memphis and Temple have been decided by seven points or fewer. No team has won consecutive games in the series.
- Memphis has won 11 consecutive games at the Liberty Bowl. Since the 2014 season, Memphis is 37-5 at home. The Tigers are 1-1 at home in the series against Temple. Since Ryan Silverfield joined the coaching staff in 2016, the Tigers are 27-3 at home, including a pair of perfect 7-0 records during the 2017 and 2019 seasons.
- All five American Athletic Conference Championship games have featured either Memphis or Temple. The Owls appeared in the 2015 and 2016 titles games, winning the latter contest. The Tigers have played in the past three conference championships, winning their first title in The American last season.

MORE ON THE OWLS

- In its second game of the season, Temple erased an 11-point third-quarter deficit to claim a 39-37 win against USF last weekend.
- The Owls trailed 31-20 with just over three minutes left in the third quarter before a pair of TD passes and a defensive score sealed a 39-37 win.
- QB Anthony Russo averages 238 yards per game on the strength of a 70.8 completion percentage (51-of-72). The Owls feature four 100-yard receivers in Randle Jones (129), Branden Mack (109), David Martin-Robinson (108) and Jadan Blue (100). Re'Mahn Davis leads the Owls' rushing attack with 90 yards per game on the ground.
- Temple is under the direction of second-year head coach Rod Carey.

HOME FIELD ADVANTAGE

- The Tigers have won 11 straight games at Liberty Bowl Memorial Stadium, dating back to a 59-41 win against ECU on Nov. 3, 2018. Memphis' last regular-season loss at the Liberty Bowl was a 31-30 setback against UCF on Oct. 13, 2018.
- Memphis has won 19 straight home non-conference games at Liberty Bowl Memorial Stadium.
- The streak began with a 31-7 victory against Arkansas State on Sept. 21, 2013.
- The streak includes a 37-24 victory against No. 13 Ole Miss on Oct. 17, 2015 and a 48-45 win against No. 25 UCLA on Sept. 16, 2017.
- Five of those games were against Power 6 programs (Cincinnati in the AAC title game, Kansas, Ole Miss twice and UCLA).
- Memphis continues to make Liberty Bowl Memorial Stadium a difficult place to play. Since **Ryan Silverfield** joined the coaching staff in 2016, the Tigers are 27-3 at home, including a pair of perfect 7-0 records in 2017 and 2019.

TRACKING THE TIGERS IN 2020

Opponent	Game Time (CT)	Game Length	Attend.	Halftime Score	Final Score	Coin Toss	Kickoff/Receive	Memphis 1st Poss.	Opponent 1st Poss.	Game Pants	Game Jerseys	Game Helmet
vs Arkansas State	7:10 p.m.	3:44	4,537 (c)	21-14	37-24	Won	Kickoff	TD	TD	White	Blue	White w/Blue Stripes
at SMU	2:35 p.m.	3:31	7,898	20-24	27-30	Loss	Kickoff	FG	FG	White	White	White w/Black Stripes
vs UCF	2:41 p.m.	4:08	10,554 (c)	14-27	50-49	Won	Receive	Fumble(touchback)	TD	Gray	Gray	Gray w/Memphis logo
vs. Temple												
at Cincinnati												
vs USF												
at Navy												
vs Stephen F. Austin												
at Tulane												
vs Houston												

MISCELLANEOUS NOTES

THE BEGINNING OF AN ERA

- The Sept. 5 victory marked **Ryan Silverfield's** first home game and first victory as Memphis' head coach.
- The 50-49 come-from-behind win over UCF on Oct. 17 after the Tigers trailed by 21 points in the third quarter, was the largest comeback win in Memphis history as well as Silverfield's first American Athletic Conference win. The win also marked Memphis' first win over UCF in 30 years, breaking a 13-game losing streak in the series.
- Silverfield has been the head coach for four games after taking over the reins for the Goodyear Cotton Bowl in 2019.
- He is one of five former offensive line coaches that are now an FBS head coach (Shawn Clark - Appalachian State, Mario Cristobal - Oregon, Shawn Elliott - Georgia State and Sam Pittman - Arkansas).
- Silverfield spent the previous four seasons as Memphis' offensive line coach where he coached five offensive linemen to all-conference honors.
- Collectively, Silverfield's 2018 unit was one of 10 semifinalists for the Joe Moore Award, given to the best offensive line in college football. For his role leading the offensive line, Silverfield was named one of six finalists for the offensive line coach of the year award, sponsored by FootballScoop.
- A 2018 Frank Broyles Award candidate, Silverfield first came to Memphis in 2016 with more than 18 years of coaching experience at the high school, college and NFL levels. He remains the only coach to have worked with an NCAA single-season rushing leader (Kevin Smith, UCF in 2007) and an NFL single-season rushing leader (Adrian Peterson, Minnesota Vikings in 2008 and 2012).
- The Tigers have not had a 10-game schedule since 1970, when Memphis finished with a 6-4 record under Billy J. Murphy. Three of Memphis' opponents (Arkansas State, SMU and UTSA) are scheduled to compete in 12 games. There are only nine total programs in FBS who have a 12-game schedule.

WELCOME TO THE FAMILY

- Head coach **Ryan Silverfield** has made many new additions to the Memphis coaching staff, including a two-time National Coach of the Year.
- **Mike MacIntyre**, a two-time National Coach of the Year at Colorado and San Jose State, joined Memphis as the defensive coordinator, serving in the same role at Ole Miss last season.
- **Jim Bridge** came to the Bluff City from Duke and serves as the new offensive line coach.
- **Charles Clark**, who also was at Ole Miss last season, is Memphis' defensive backs coach.
- **Kyle Pope** is the Tigers' new defensive line coach. Pope has made four appearances in the College Football Playoff as a graduate assistant at Alabama prior to spending last season at Liberty.
- **Bert Watts** joined the staff from Fresno State and serves as the new linebackers coach.
- **David Glidden**, the Tigers' new tight ends coach, spent the previous two seasons as Memphis' offensive quality control analyst.
- Silverfield's new group of coaches join offensive coordinator **Kevin Johns**, special teams coordinator **Pete Lembo**, running backs coach **Anthony Jones** and wide receivers coach and passing game coordinator **John Simon**, all who have coached with Silverfield at least one season in Memphis.

CALLING THE OFFENSE

- Calling the offense is no new task for offensive coordinator **Kevin Johns**, who called the plays in the Goodyear Cotton Bowl after the departure of former head coach Mike Norvell. It's a role he shared at Texas Tech.
- Memphis rolled up 703 total yards (486 pass, 217 rush), the fifth most all-time, vs. UCF on Oct. 17. The 1,501 combined yards by Memphis and UCF broke the previous single-game AAC record (1,479 - Memphis at UCF, 2017). The 1,087 combined passing yards broke the previous single-game AAC record of 1,067 - which ironically came when Johns was the offensive coordinator at Texas Tech in a game vs. Houston in 2018.
- In the Cotton Bowl, Memphis amassed 542 yards of total offense against a Penn State defense that only gave up 346.5 yards per game.
- At Texas Tech in 2018, Johns guided a Red Raiders offense that ranked fourth in the country with 352.6 passing yards per game and 12th with 485.2 total yards per game.
- Johns' experience with a high-octane offense extends beyond Memphis and Texas Tech. While at Indiana from 2011-16, the Hoosiers rewrote 54 school records including season marks for points, total yards, passing yards and rushing yards.
- The Tigers had 502 yards of offense in the season-opener against Arkansas State.

ON THE UP AND UP

- Memphis has posted 59 victories since 2014, giving the Tigers the 10th-most wins in the FBS in that span. The 59 wins are the most among American Athletic Conference schools during that stretch.
- The Tigers have won 49 games from 2015 to the present day, setting the school record for most wins in a five-year stretch. The previous five-year high was 45 games from 2014-18.
- Memphis' 12-2 overall record in 2019 guaranteed at least a .500 record for the 2010s decade. Memphis last had a winning decade during the 1970s.
- The Tigers' have won at least 10 games only four times in program history. The 12 victories in 2019 were a school record.
- Memphis is one of only 12 FBS programs with at least eight wins each of the last five seasons (Alabama, Appalachian State, Boise State, Clemson, Georgia, Iowa, LSU, Michigan, Ohio State, Oklahoma and Wisconsin).

AAC STANDINGS *

Team	American	Overall	Streak
Navy	3-0 1.000	3-2 .600	W2
SMU	2-0 1.000	5-0 1.000	W5
Cincinnati	1-0 1.000	3-0 1.000	W3
Houston	1-0 1.000	1-1 .500	L1
Tulsa	1-0 1.000	1-1 .500	W1
Memphis	1-1 .500	2-1 .667	W1
Temple	1-1 .500	1-1 .500	W1
UCF	1-2 .333	2-2 .500	L2
East Carolina	1-2 .333	1-3 .250	L1
Tulane	0-3 .000	2-3 .400	L2
USF	0-3 .000	1-4 .200	L4

UPCOMING AMERICAN SCHEDULE

FRIDAY, OCTOBER 23

Tulsa at USF* 6:30 p.m. ESPN

SATURDAY, OCTOBER 24

Temple at Memphis* 11 a.m. ESPN+
 Tulane at UCF* 1 p.m. ESPN2
 Houston at Navy* 2:30 p.m. CBS
 Cincinnati at SMU* 8 p.m. ESPN2

All Times Central

LAST WEEK'S RESULTS

FRIDAY, OCTOBER 16

#17 SMU 37, at Tulane 34* ESPN
 #14 BYU 43, at Houston 26 ESPN

SATURDAY, OCTOBER 17

at Memphis 50, UCF 49* ABC
 Navy 27, at East Carolina 23* ESPN+
 at Temple 39, USF 37* ESPN+
 Cincinnati at Tulsa* Postponed ESPN2



TIGERTRENDS

	Silverfield Era #s	2020
Home	2-0	2-0
Road	0-1	0-1
Neutral	0-1	0-0
Grass	1-0	1-0
Artificial Turf	2-2	2-1
Won Coin Toss	1-1	1-0
Lost Coin Toss	1-1	1-1
Memphis' Record When...		
Leading after the 1st quarter	0-1	0-0
Trailing after the 1st quarter	1-1	1-1
Tied after the 1st quarter	1-0	1-0
Leading at halftime	1-0	1-0
Trailing at halftime	1-2	1-1
Tied at halftime	0-0	0-0
Leading after the 3rd quarter	1-0	1-0
Trailing after the 3rd quarter	1-1	1-0
Tied after 3rd quarter	0-1	0-1
Leading with less than 2:00 to play	1-0	1-0
Trailing with less than 2:00 to play	1-1	1-0
Tied with less than 2:00 to play	0-1	0-1
Scores first	0-1	0-0
Opponent scores first	2-1	2-1
Scores 20+ points	2-2	2-1
Opponent scores 20+ points	2-2	2-1
Holds opponents to 20 points or less	0-0	0-0
Game is decided by 3 points or less	1-1	1-1
Game is decided by 10 points or less	1-1	1-1
Memphis' Record With...		
Less than 150 yards rushing	0-1	0-0
150+ yards rushing	2-1	2-1
200+ yards passing	2-1	2-1
300+ yards passing	1-1	1-0
300+ total offense	2-1	2-1
400+ total offense	2-1	2-1
500+ total offense	2-2	2-1
70+ total plays	2-1	2-1
80+ total plays	2-2	2-2
Memphis' Record When Allowing...		
Less than 150 yards rushing	1-1	1-1
150+ yards rushing	1-1	1-0
200+ yards passing	2-1	2-1
300+ yards passing	1-1	1-1
300+ total offense	2-1	2-1
400+ total offense	2-1	2-1
500+ total offense	1-2	1-1
70+ total plays	2-2	2-1
80+ total plays	1-0	1-0
Memphis' Record When...		
Committing fewer turnovers	1-0	1-0
Committing more turnovers	0-2	0-1
Turnovers are the same	1-0	1-0
Having fewer penalty yards	1-1	1-1
Having more penalty yards	1-1	1-0
Leading time of possession	2-2	2-1
Trailing time of possession	0-0	0-0
Memphis' High & Low Water Marks...		
Largest halftime lead	+7 (9/5/20)	+7
Largest halftime deficit	-13 (10/17/20)	-13
Highest number of plays	95 (10/17/20)	95
Lowest number of plays	86 (12/28/19)	84
Opponent highest # of plays	96 (10/17/20)	96
Opponent lowest # of plays	72 (10/3/20)	79
Warmest Game Temperature	81° (9/5,10/3/20)	81°
Coldest Game Temperature	69° (10/17/20)	69°
Memphis' Record For...		
Day games	1-2	1-1
Night games (5 p.m. kickoff or later)	1-0	1-0
Games with temperature 40s or below	0-0	0-0
Games with temperatures in 50s	0-0	0-0
Games with temperatures in 60s	1-0	1-0
Games with temperatures in 70s	0-1	0-0
Games with temperatures in 80s	1-1	1-1
Games with temperatures in 90s	0-0	0-0

MISCELLANEOUSNOTES

MEMPHIS IN AMERICAN ATHLETIC CONFERENCE PLAY

- Memphis was picked to finish third in the 2020 American Athletic Conference Preseason Media Poll.
- The 2020 campaign marks the first year the league will not be divided up in divisions. Although selected third overall, Memphis remains the highest traditional West Division team for the fourth-straight season.
- For the first time since joining the American Athletic Conference in 2013, Memphis won the AAC Championship outright and earned a New Year's Six berth to the Goodyear Cotton Bowl in 2019.
- Since conference championship games were established in 1992, Memphis became only the eighth P6 team in FBS history to reach its conference title game three years in a row. The Tigers are the first AAC program to reach a conference championship game three straight years.
- The other seven P6 programs to reach their conference championship games three (or more) years in a row are: Alabama (1992-94; 2014-16), Clemson (2015-19), Florida (1992-96), Florida State (2012-14), Georgia (2017-19), Ohio State (2017-19) and Oklahoma (2006-08, 2017-19).
- Memphis is 62-33 overall in seven seasons as a member of the American Athletic Conference. Since joining the league in 2013, the Tigers own a 38-20 conference record.

NEW LINE

- After the departure of offensive linemen Dustin Woodard and Scottie Dill, Memphis' offensive line has a new look.
- Only one lineman (OL **Obinna Eze**) started in a position he had any collegiate experience at (left tackle). OL **Manuel Orona-Lopez** has three starts at center after collecting 14 starts at right guard in 2019. OL **Dylan Parham** earned his first three starts at right tackle after starting 28 consecutive games at left guard.
- The Tigers saw two new faces to the line against Arkansas State. OL **Matt Dale** picked up his first career start at right guard in just his third collegiate game. His previous experience was at right tackle. OL **Isaac Ellis** had his first two collegiate starts at left guard this year.
- The Tigers did not allow a sack against Arkansas State. It was the first game since Tulsa on Oct. 26, 2019 the Memphis offensive line had not allowed a sack.

NEW FACES, FIRST STARTS

- 12 players earned their first starts at Memphis this season: WR **Calvin Austin III**, CB **John Broussard**, LB **Jalil Clemons**, RB **Rodrigues Clark**, OL **Matt Dale**, OL **Isaac Ellis**, DL **Morris Joseph**, WR **Javon Ivory**, DB **Sylvonta Oliver**, DB **Rodney Owens**, WR **Tahj Washington** and DL **Wardalis Ducksworth**.

- 12 Tigers made their Memphis debuts in the season opener: OL **Brackston Alford**, DL **John Cartwright**, DB **An'Darius Coffey**, WR **Marcayll Jones**, OL **Jacob Likes**, RB **Asa Martin**, DB **Harold Nash III**, DB **Devonte Nelson**, DB **Sylvonta Oliver**, DL **Kajuan Robinson**, LB **Ja'Len Sims** and DL **Maurice White**.

MEMPHIS IN OVERTIME GAMES

- Memphis has been involved in eight overtime games (2-6). The Tigers have played a total of four multi-overtime affairs and have a 2-2 record in those games.
- The Tigers came up just short in the 2017 American Athletic Conference Championship game in double-OT at UCF, 62-55. The Tigers and Knights combined to score 117 points, the highest total in a conference title game in FBS history.
- Memphis ended the 2014 season with the first overtime game in five seasons, defeating BYU 55-48 in double-OT at the Miami Beach Bowl.

O-LINE EXPERIENCE

Starter	Position	GP/GS*
Obinna Eze	Left Tackle	23/17
Isaac Ellis	Left Guard	8/3
M. Orona-Lopez	Center	5/3
Matt Dale	Right Guard	2/1
Dylan Parham	Right Tackle	3/3
Evan Fields	Right Guard	2/2

* Denotes games played and games started at specific position listed.

MISCELLANEOUS NOTES

THE BEST OF THE BEST - KICKOFF RETURNS

- Against Navy in 2019, DB **Gabriel Rogers** returned a 99-yard kickoff for a TD on his first career kickoff return. That was the fourth-longest return in program history.
- Rogers' TD marked the fourth-straight season the Tigers returned a kickoff for a TD.
- Only Memphis and Troy returned a kickoff for a touchdown every year from 2016-2019.
- WR Antonio Gibson joined in on the fun in Memphis' 54-48 victory against SMU on Nov. 2. Gibson recorded his first and the Tigers' second kickoff return TD of the 2019 season to open the second half against the Mustangs.
- DB Chris Claybrooks accounted for the third one last season in the first meeting against Cincinnati on Nov. 29.
- The Tigers have returned 11 kickoffs for a TD in the last four years, the most in the nation. Tony Pollard accounts for seven of those, while Darrell Henderson, Claybrooks, Gibson and Rogers account for the other three.

KICKOFF RETURN TDS (SINCE 2016)

Team.....	Total # of TDs
Memphis	11
San Diego State.....	8
Kansas State.....	7
Troy.....	6
Five programs	5

THANK YOU FOR YOUR FAITHFUL SERVICE, TOM III

- TOM III, the beloved Bengal Tiger mascot for the University of Memphis who was a part of one of the most glorious periods in University and athletics history, passed away on Sept. 18 less than three weeks after his 12th birthday. TOM III was remembered with a moving ceremony as his ashes made a final lap around the Liberty Bowl in his custom-designed, climate-controlled trailer prior to the 50-49 win over UCF on Oct. 18, as the Tigers' 21-point come-from-behind victory was the largest in school history.
- TOM III's last game attended came as the No. 16 Memphis Tigers defeated No. 21 Cincinnati in a come-from-behind 29-24 victory in the 2019 American Athletic Conference Championship at the Liberty Bowl on Dec. 7.
- TOM III attended his first game at Liberty Bowl Memorial Stadium as a cub in 2008.
- He was born Aug. 31, 2008, and arrived in Memphis a few short months later on Oct. 23. His first game at the Liberty Bowl was on Nov. 22 against UCF. In 73 games attended, TOM III produced a 44-29 home record. Since he arrived in Memphis, the Tigers went 73-73 (.500) overall and 45-29 at home.
- TOM III's predecessors did not have the same level of on-field success. The university's first live mascot, TOM, recorded an 85-119-6 (.405) record from 1972-91.
- Starting in 1992, TOM II paw-trolled the sidelines and saw Memphis produce an 84-108 (.438) mark until his passing in 2008.
- TOM III was raised by a proud Memphis Tiger, Scott Forman, who had attended 261 consecutive Memphis football games since 1999.

FROM THE BLUFF CITY TO THE NFL

- Since 2015, 11 Memphis players have been drafted by the National Football League. On current NFL rosters, four former Tigers are listed at running back (Antonio Gibson, Darrell Henderson, Tony Pollard and Patrick Taylor Jr.).
- Memphis' run game has been a solid compliment to its receiving game as former wide receiver Anthony Miller is also currently on an NFL roster.
- In 2017 and 2018, the duo of Darrell Henderson and Taylor Jr. combined for 2,000 rushing yards. Add Tony Pollard to the mix in 2018 and the combined total of those three running backs was over 2,500 rushing yards.
- Antonio Gibson, who spent his career primarily as a wide receiver at Memphis, has made the transition to Washington's run game. Gibson racked up 735 receiving yards and 369 rushing yards in 2019, making him the only player with at least 700 receiving and 300 rushing yards in the FBS.

TIGERS IN THE NFL

Memphis has 14 former players currently on NFL rosters or the practice squad.

- Genard Avery, Philadelphia Eagles
- Chris Claybrooks, Jacksonville Jaguars
- Jordan Devey, Buffalo Bills
- Jake Elliott, Philadelphia Eagles
- Antonio Gibson, Washington Football Team
- Stephen Gostkowski, Tennessee Titans
- Darrell Henderson, Los Angeles Rams
- Bryce Huff, New York Jets
- Arthur Maulet, New York Jets
- Bobby McCain, Miami Dolphins
- Anthony Miller, Chicago Bears
- Dontari Poe, Dallas Cowboys
- Tony Pollard, Dallas Cowboys
- Patrick Taylor Jr., Green Bay Packers

MEMPHIS' DRIVE CHART

LONGEST DRIVES BY YARDS (MIN 75 YARDS)

Opponent	Quarter, #	Plays	Yards	Time	Result
UCF	3rd, 2	8	96	3:28	TD
at SMU	3rd, 2	14	87	6:33	TD
UCF	4th, 3	9	85	1:30	TD
A-State	1st, 1	12	85	4:35	TD
UCF	4th, 2	6	84	1:44	TD
at SMU	2nd, 2	5	83	2:06	TD
A-State	2nd, 3	9	80	1:46	TD
A-State	1st, 3	9	77	3:14	TD
A-State	3rd, 4	14	75	5:57	FG
at SMU	2nd, 1	9	75	2:35	TD
UCF	1st, 1	7	75	3:24	FUMBLE
UCF	1st, 2	4	75	0:57	TD
UCF	3rd, 1	9	75	3:16	TD

LONGEST DRIVES BY PLAYS (MIN 10 PLAYS)

Opponent	Quarter, #	Plays	Yards	Time	Result
at SMU	3rd, 2	14	87	6:33	TD
A-State	3rd, 4	14	75	5:57	FG
UCF	4th, 1	12	70	3:24	TD
A-State	1st, 1	12	85	4:35	TD
at SMU	1st, 1	11	67	2:36	FG
at SMU	1st, 3	11	51	4:29	INT
UCF	1st, 3	10	52	4:29	PUNT

LONGEST DRIVES BY TIME (MIN 4:00)

Opponent	Quarter, #	Plays	Yards	Time	Result
at SMU	3rd, 2	14	87	6:33	TD
A-State	3rd, 4	14	75	5:57	FG
A-State	1st, 1	12	85	4:35	TD
UCF	1st, 3	10	52	4:29	PUNT
at SMU	1st, 3	11	51	4:29	INT
at SMU	4th, 1	7	35	4:16	PUNT
UCF	2nd, 1	9	26	4:14	PUNT

OFFENSIVE RANKINGS

INDIVIDUAL CAREER RECEIVING YARDS

Rk	Player	Years	Yards
1	Anthony Miller	2015-17	3,590
2	Duke Calhoun	2006-09	2,981
3	Damonte Coxie	2017-Present	2,948
4	Carlos Singleton	2006-09	2,365
5	Earnest Gray	1975-78	2,123
6	Phil Mayhue	2014-17	2,110
7	Damien Dodson	1996-99	2,096
8	Russell Copeland	1989-92	1,753
9	Marcus Rucker	2009-12	1,665
10	Richie Floyd	1995-98	1,654

INDIVIDUAL CAREER PASSING YARDS

Rk	Player	Years	Yards
1	Danny Wimprine	2001-04	10,215
2	Paxton Lynch	2013-15	8,863
3	Brady White	2018-Present	8,372
4	Riley Ferguson	2016-17	7,955
5	Martin Hankins	2006-07	5,770
6	Danny Sparkman	1983-85	4,311
7	Lloyd Patterson	1975-78	4,201
8	Steve Matthews	1992-93	3,980
9	Bernard Oden	1995-97	2,686
10	Will Hudgens	2005-09	2,681

INDIVIDUAL CAREER PASS COMPLETION PERCENTAGE

Rk	Player	Years	Pct.
1	Brady White	2018-Present	64.0
2	Jacob Karam	2012-13	63.7
3	Riley Ferguson	2016-17	63.1
4	Paxton Lynch	2013-15	62.9
5	Steve Matthews	1992-93	61.0
6	Martin Hankins	2006-07	60.5
7	Arkelon Hall	2008-09	56.4
8	Will Hudgens	2005-09	55.8
9	Danny Wimprine	2001-04	55.0
10	David Fowler	1972-74	51.1

INDIVIDUAL CAREER TOUCHDOWN PASSES

Rk	Player	Years	TD
1	Danny Wimprine	2001-04	81
2	Brady White	2018-Present	72
3	Riley Ferguson	2016-17	70
4	Paxton Lynch	2013-15	59
5	Martin Hankins	2006-07	43
6	Steve Matthews	1992-93	31
7	Lloyd Patterson	1975-78	30
8	Danny Sparkman	1983-85	27
9	James Earl Wright	1959-61	26
10	Billy Fletcher	1963-65	21

OFFENSE NOTES

WELCOME BACK, DR. 4000

- Back for year number three donning the Blue and Gray, QB **Brady White** entered the 2020 season as the FBS's only 4,000-yard passer from a year ago.
- White has made an impact from day one and with 31 games under his belt at Memphis, he currently sits third all-time with 8,372 career passing yards and second all-time with 72 TD.
- White surpassed the 8,000-yard mark after throwing for a career- and program-high 486 yards in a comeback win over UCF on Oct. 17.
- Following his record-setting performance against UCF, White was named the Walter Camp National Offensive Player of the Week.
- He finished with 33 TD last season, making him just the second Memphis quarterback all-time to record 30 TD in a single-season. Former Tiger QB Riley Ferguson recorded totals of 38 and 32 in 2017 and 2016, respectively.
- White is one of only four quarterbacks at Memphis to throw for over 400 yards in a game (Ferguson, Paxton Lynch and Martin Hankins).
- White has been named to numerous watch lists during the preseason. He is one of three Tigers to earn a spot on the Maxwell Award Watch List (Coxie and Gainwell) and he was also named to the Johnny Unitas Golden Arm, the Manning Award and the Wuerffel Trophy watch lists.
- **White** graduated in December 2017 from Arizona State with a bachelor's degree in business. In August 2019, White graduated with a master's degree in sports and leisure commerce and is enrolled in a PhD program at Memphis.

300-PLUS YARD PASSING GAMES

Yards	Opponent	Year
486	vs UCF	2020
454	vs Penn State	2019
363	at Temple	2019
362	at ECU	2018
358	vs Tulane	2019
358	vs Mercer	2018
350	vs SMU	2019
341	at Houston	2019
337	vs Southern	2019

JOINING THE CLUB OF PLAYMAKERS

- WR **Calvin Austin III** has turned into one of the many playmakers for the Tigers.
- Against UCF on Oct. 17, Austin set career highs in receptions (nine) and yards (151), and matched his career high in touchdowns with two, including the game-winning score with 1:08 remaining in the 50-49 victory.
- Last season, Austin played an integral role in the momentum shift against Houston. He finished with 81 receiving yards and a TD against the Cougars.
- Seventy-two of those yards came on Memphis' 98-yard drive to close out the second quarter, including a 16-yard TD pass from QB **Brady White**.
- It was after his performance against Houston that Austin was awarded a scholarship with the Tigers.
- In addition to his recent success on the football field, Austin is an All-American with the Memphis Track and Field program.

BACK INTO THE FOLD

- After seeing the field just four times in 2019, redshirt senior **Sean Dykes** has made a big splash this season.
- Against Arkansas State, Dykes recorded his second career 100-yard receiving game with 137 yards. It was also his first career two TD performance.
- Dykes has appeared in 43 games for the Tigers at tight end with 55 catches for 867 yards. He has also hauled in nine TDs.
- Dykes also has 23 starts for the Tigers).

COUNTDOWN TO 1K MEMPHIS' TOP TIGHT ENDS

Tight End	Years	Yards*
Joey Magnifico	2016-19	1,063
Alan Cross	2012-15	1,050
Sean Dykes	2016-20	867

*Career receiving yards

OFFENSE START CHART (CAREER STARTS)

OPPONENT	QB	RB	WR	WR	WR	TE	LT	LG	C	RG	RT
Arkansas State	White	Clark	—	Coxie	Austin	Dykes	Eze	Ellis	Orona-Lopez	Dale (1)	Parham
at SMU*	White	Clark	Washington	Coxie (30)	Austin	Dykes	Eze	Ellis	Orona-Lopez	Fields	Parham
UCF*	White (31)	Clark (3)	Washington (2)	Ivory (1)	Austin (3)	Dykes (23)	Eze (16)	Ellis (3)	Orona-Lopez (17)	Fields (2)	Parham (31)
Temple*											
at Cincinnati*											
USF*											
at Navy*											
Stephen F. Austin											
at Tulane*											
Houston*											

DEFENSE NOTES

UNDER NEW DIRECTION

- **Mike MacIntyre**, a two-time National Coach of the Year and a 30-year coaching veteran, was named Memphis football's defensive coordinator entering the 2020 season after serving in the same position at Ole Miss.
- MacIntyre spent the 2019 season as Ole Miss' defensive coordinator and did a phenomenal job in turning around the defense in his lone campaign in Oxford, Miss.
- In 2019, Ole Miss posted a 4-8 overall record, but of the eight setbacks, five were by single digits. A major reason the Rebels remained close in many contests was the improvement of their defense under MacIntyre.
- Ole Miss made impressive jumps in several defensive statistical categories. The Rebels held opponents to nearly 10 fewer points in 2019 (26.5 ppg/No. 59 in NCAA) than in 2018 (36.2 ppg/No. 113) and also held foes to nearly 100 fewer rushing yards per game in 2019 (138.5 ypg/No. 42) than in 2018 (221.8 ypg/No. 116).
- Ole Miss' total defense under MacIntyre jumped nearly 40 spots in the NCAA rankings. The Rebels limited opponents to just under 70 fewer total yards per game.
- MacIntyre has made turnarounds a trademark of his career. As head coach at Colorado, he took over a program coming off a 1-11 season and four years later directed the Buffs to a 10-3 mark and their first appearance in the Pac-12 Championship game in 2016. As head coach of San Jose State, MacIntyre resuscitated a San Jose State team from a 1-12 record in 2010 to one that finished 10-2 in 2012.

NO PASS IS SAFE

- Memphis recorded two interceptions against Arkansas State by veteran LB **Xavier Cullens** and Tiger newcomer DB **Sylvonta Oliver**.
- It was Cullens' second career pick and Oliver's first. Oliver also earned his first career start after transferring from Itawamba Community College.
- It was the first time since Oct. 17, 2019 that Memphis recorded multiple interceptions in the same game. The Tigers picked off three Green Wave passes in the 47-17 victory.

DEPTH AND EXPERIENCE

- Other than the departures of LB Austin Hall, DE Bryce Huff and DT Jonathan Wilson, the Memphis defense entered the 2020 season with a significant amount of experience.
- Twelve players with a start under their belt return to the lineup for Memphis.
- DB **TJ Carter** leads the way with 41 career starts. Carter missed the final two games of 2019 due to injury and had his 39-game start streak snapped. He also missed the Oct. 17 game against UCF with an injury.
- Carter, along with DL **O'Bryan Goodson** and DL **Joseph Dorceus**, earned all-conference accolades in 2019. Dorceus, who joined the program as a walk-on and later earned a scholarship in the spring of 2018, needs 5.5 TFL to tie Hall for 10th on the all-time charts. His 14.5 TFL in 2019 was the 12th-most in a single-season in program history.
- At linebacker, **JJ Russell** entered the season with 29 starts to his name. Russell has 137 total tackles (93 solo) with 15 TFL and 4.0 sacks.

NEW FACES ON THE STAFF

- The entire defensive coaching staff is new to Memphis in 2020. In addition to MacIntyre joining the staff, Memphis welcomes defensive backs coach **Charles Clark**, defensive line coach **Kyle Pope** and linebackers coach **Bert Watts** to the Bluff City.
- Prior to his time at Ole Miss, Clark coached at Duke, San Jose State, Colorado and Oregon. He was at Colorado from 2013-16 and helped lead four DBs to all-conference honors and three DBs were drafted in the first four rounds of the NFL Draft.
- Pope spent last season at Liberty, where the Flames are coming off of a 23-16 victory over Georgia Southern in the 2019 FBC Mortgage Cure Bowl. Liberty held the Eagles' FBS top 10 rushing offense to a total of 154 yards on the ground, more than 100 yards shy of their season average.
- Prior to Liberty, Pope was Alabama's defensive line graduate assistant when the Crimson Tide reached back-to-back College Football Playoff national championship game appearances and won the 2017 national title.
- Watts helped guide a defense at Fresno State that ranked in the top 10 nationally in several categories. In 2018 while Watts was the Bulldogs defensive coordinator, Fresno State finished with a 12-2 record and were Mountain West Champions.

DEFENSIVE RANKINGS

MOST CAREER TACKLES FOR LOSS

Rk	Player	TFL	Yards	Years
1	Tim Harris	49	251	1982-85
2	Genard Avery	45.5	216	2014-17
3	Tony Brown	42	138	1999-2002
4	Bryce Huff	39.5	182	2016-19
5	Frank Trotter	36.5	84	2008-11
6	Martin Ifedi	36	159	2010-14
	Marlon Brown	36	192	1985-88
8	Tony Williams	35	119	1993-96
9	Marcus Bell	34	107	1997-2000
10	Austin Hall	33.5	97	2016-19
	Joseph Dorceus	28.0	109	2017-Present

MOST CAREER SACKS

Rk	Player	Total	Years
1	Martin Ifedi	22.5	2010-14
2	Tramont Lawless	22	1996-99
3	Genard Avery	21.5	2014-17
4	Marquis Bowling	20	1995-98
5	Marlon Brown	19	1985-88
T6	Tim Harris	18	1982-85
T6	Bryce Huff	18	2016-19
8	Tony Brown	17	1999-2002
	Marvin Thomas	17	1983-86
	Andre Arnold	17	1998-2000
	Joseph Dorceus	13	2017-Present

SACKS (AAC)

Rk	Team	Games	Sacks	Yards
1	Tulane	5	18	121
2	SMU	5	15	87
3	Memphis	3	8	49
	Houston	2	8	66
5	Tulsa	2	7	27
6	ECU	4	6	28
	UCF	4	6	48
8	Temple	2	5	32
	Cincinnati	3	5	36
10	Navy	5	4	35
11	USF	5	3	13

DEFENSE START CHART (CAREER STARTS)

OPPONENT	DT	NT	DT	WILL	MIKE	JACK	SAM	CB	BS	FS	CB
Arkansas State	Joseph	Goodson	Dorceus	Clemons	Russell	Cullens (6)	Owens	Carter	Oliver (1)	Blake Jr.	Francis
at SMU*	Ducksworth	Goodson	Dorceus	Clemons	Russell	Pickens	Owens	Carter (41)	Francis	Blake Jr. (12)	Lindsey
UCF*	Joseph ()	Goodson (39)	Dorceus (15)	Clemons (3)	Russell (29)	Owens (3)	Pickens (12)	Broussard (1)	Lindsey (21)	Johnson (1)	Francis (19)
Temple*											
at Cincinnati*											
USF*											
at Navy*											
Stephen F. Austin											
at Tulane*											
Houston*											

SPECIAL TEAMS RANKINGS

INDIVIDUAL CAREER PUNT AVERAGE (MIN. 80 PUNTS)

Rk	Player	Years	Average
1	Michael Gibson	2005-06	44.0
2	Adam Williams	2018-Present	43.8
3	Jeff Buffaloe	1991-92	43.5
4	Spencer Smith	2014-17	43.4
5	Tom Hornsey	2010-13	43.1
6	Jim Cande	1997-99	41.8
7	Brent Sutherland	2007-08	40.8
8	Jeff Fite	1987-90	40.2
9	Paul Wilson	1969-72	39.8
10	Ben Graves	1998-2000	39.6
	Olie Cordill	1963-65	39.6

CAREER MOST POINTS KICKING

Rk	Player	Years	Points (PAT/FG)
1	Jake Elliott	2013-16	445 (202/81)
2	Riley Patterson	2017-Present	371 (215/50)
3	Stephen Gostowski	2002-05	369 (159/70)
4	Joe Allison	1990-93	262 (109/51)
5	Matt Reagan	2006-09	260 (122/46)
6	Ryan White	1998-01	248 (101/49)

CAREER HIGHEST FIELD GOAL PERCENTAGE

Rk	Player	Years	Percentage
1	Riley Patterson	2017-Present	79.4
2	Jake Elliott	2013-16	77.9
3	John Butler	1986-89	76.2
4	Stephen Gostowski	2002-05	76.1
5	Ryan White	1998-2001	73.1
6	Joe Allison	1990-93	71.8
7	Matt Reagan	2006-09	69.7

CAREER FIELD GOALS MADE

Rk	Player	Years	Field Goals
1	Jake Elliott	2013-16	81
2	Stephen Gostowski	2002-05	70
3	Joe Allison	1990-93	51
4	Riley Patterson	2017-Present	50
5	Ryan White	1998-2001	49
6	John Butler	1986-89	48
7	Matt Reagan	2006-09	46



SPECIAL TEAMS NOTES

BIG MAN, BIG WHEELS

- In the third quarter against Arkansas State, DL **Joseph Dorceus** executed a fake punt perfectly and rolled up Memphis' longest run of the contest (25 yards).
- Although Dorceus has been a member of the heavy package at Memphis, the run was his first career run donning the Blue and Gray. He has two catches for eight yards.
- At Spring High School in Spring, Texas, Dorceus was a member of the defense and was a running back. On offense, he finished his career with 41 carries for 238 yards and 15 TD.
- His older brother, Doroland, was a running back for the Tigers program from 2013-17. Doroland ranks 11th all-time at Memphis with 2,082 career rushing yards.

SPECIAL TEAMS EFFICIENCY

- Per ESPN, Memphis was ranked second nationally in special teams efficiency with a 74.2 rating in 2019. Georgia Southern led the nation with a 74.4 rating.
- Prior to special teams coordinator Pete Lembo's arrival in Memphis, the Tigers were ranked 58th nationally in special teams efficiency in 2018.
- The Tigers also earned college football's highest rating for 'Special Teams Points Added' from Championships Analytics, Inc. and were ranked in the top 10 for overall special teams by FootballOutsiders.com.
- ESPN's efficiency ratings measure a unit's per-play contribution to a team's scoring margin, adjusted for the opposing unit faced.

ABOUT THE KICKER

- PK **Riley Patterson** became the first FBS kicker since 2016 Lou Groza Award winner Zane Gonzalez to kick at least five 50-yard field goals while connecting at better than 90 percent overall. In 2019, Patterson connected on 23 of his 25 field goal attempts (92 percent) with five of those being of at least 50 yards.
- His 23 made field goals in 2019 tied the single-season program record set by Jake Elliott in 2015 and Joe Allison in 1992. Allison became the first winner of the Lou Groza Award after his 1992 campaign.
- His 56-yard field goal in the second quarter against SMU in 2020, set a new career-long and tied a program record set by Jake Elliot in 2013.
- He is one of four returning FBS kickers who scored at least 120 points last season and is one of 10 FBS kickers who made more than 20 field goals while connecting on at least 80 percent of them.
- Against Penn State in the 84th Goodyear Cotton Bowl Classic, Patterson individually rewrote the record books.
- Patterson made a program and NCAA bowl record six field goals and converted on three PATs to score a school and Cotton Bowl record 21 points kicking. His 51-yard field goal in the third quarter against Penn State was also a Cotton Bowl record.
- With his 358 total points, Patterson is third all-time in program history. Memphis great and Super Bowl LII champion Jake Elliott holds the record with 445 total points (202 PAT/81 FG). Patterson became the fourth kicker in the league to eclipse 300 career points kicking.
- Patterson is fourth on the Memphis all-time list in highest PAT percentage at 97.2 percent (208-for-214).

PERFECTLY PLACED

- ▶ P **Adam Williams** has been an integral part to the Memphis special teams the last two seasons.
- ▶ In the fourth quarter at ULM in 2019, Williams boomed a career-long 77 yard punt. Then, against Tulane on Oct. 19, Williams recorded a 76 yard punt, marking his third career 70-plus yard punt. His 77-yard punt was the fourth-longest in school history and second-longest in AAC history. Only Tom Hornsey has kicked a longer punt (79 yards - Sept. 7, 2013 against Duke) since Memphis joined The American.
- ▶ Williams' average of 54.7 yards per punt against ULM broke Spencer Smith's single-game record (min. 2 punts) set vs Temple in 2016.
- ▶ Williams is one of two punters (Michael Gibson) in program history with three punts of over 70-plus yards. He is the first punter at Memphis with multiple punts of 75-plus yards (77 and 76).
- ▶ Williams is second in program history with an average of 43.7 yards per punt for his career.

THERE'S A FIRST FOR EVERYTHING

- ▶ H **Preston Brady** scored the first points of his Memphis career when he ran in a two-point conversion against ULM on Oct. 5, 2019. It was the first successful rushing two-point conversion since Tulane on Oct. 14, 2016.
- ▶ PK **Riley Patterson** recovered his own on-side kick at ULM in 2019 for the first time in his career. It was the first Memphis recovered on-side kick since USF on Nov. 12, 2016. The Tigers finished with two recovered on-side kicks in 2019, matching the total set in 2016.
- ▶ DB **Gabriel Rogers** returned his first-ever kickoff for a TD against Navy.
- ▶ P **Adam Williams** recorded his first pass completion with a 29-yard pass to WR **Calvin Austin III** on a fake punt against Tulsa. Williams is 1-for-2 in pass attempts in his Memphis career.

AMERICAN ATHLETIC CONFERENCE

AAC PRESEASON POLL

- 1. UCF (10) - 204
- 2. Cincinnati (7) - 201
- 3. Memphis (2) - 192**
- 4. SMU - 146
- 5. Navy (1) - 125
- 6. Tulane - 118
- 7. Houston - 114
- 8. Temple - 88
- 9. Tulsa - 49
- 10. East Carolina - 42
- 11. USF - 41

AAC STANDINGS

Team	American	Overall	Streak
Navy	3-0 1.000	3-2 0.600	W2
SMU	2-0 1.000	5-0 1.000	W5
Cincinnati	1-0 1.000	3-0 1.000	W3
Houston	1-0 0.000	1-1 0.500	L1
Tulsa	1-0 0.000	1-1 0.500	W1
Memphis	1-1 0.500	2-1 0.667	W1
Temple	1-1 0.500	1-1 0.500	W1
UCF	1-2 0.333	2-2 0.500	L2
East Carolina	1-2 0.333	1-3 0.250	L1
Tulane	0-3 0.000	2-3 0.400	L2
USF	0-3 0.000	1-4 0.200	L4

2019 ALL-CONFERENCE SELECTIONS

AAC ROOKIE OF THE YEAR
RB Kenneth Gainwell

AAC CO-SPECIAL TEAMS PLAYER OF THE YEAR
RS Antonio Gibson

FIRST TEAM
RB Kenneth Gainwell
RS Antonio Gibson
K Riley Patterson

SECOND TEAM
WR Damonte Coxie
WR Antonio Gibson
DE Bryce Huff
TE Joey Magnifico
QB Brady White
OL Dustin Woodard

HONORABLE MENTION
DB TJ Carter
DL Joseph Dorceus
DL O'Bryan Goodson
LB Austin Hall
OL Dylan Parham

2020 WEEKLY AAC PLAYERS OF THE WEEK

Sept. 14 was the first week of voting.

DEFENSIVE PLAYER OF THE WEEK

OFFENSIVE PLAYER OF THE WEEK

Sept. 14 - Brady White, QB
Oct. 19 - Brady White, QB

SPECIAL TEAMS PLAYER OF THE WEEK

WEEKLY HONOR ROLL

Sept. 14 - Sean Dykes, TE
Oct. 19 - Calvin Austin III, WR

MEMPHIS IN AMERICAN ATHLETIC CONFERENCE PLAY

- For the first time in program history, Memphis won the American Athletic Conference Championship outright and earned a New Year's Six berth to the Goodyear Cotton Bowl in 2019.
 - Since conference championship games were established in 1992, Memphis became only the eighth P6 team in FBS history to reach its conference title game three years in a row. The Tigers are the first AAC program to reach a conference championship game three straight years.
 - The other seven P6 programs to reach their conference championship games three (or more) years in a row are: Alabama (1992-94; 2014-16), Clemson (2015-19), Florida (1992-96), Florida State (2012-14), Georgia (2017-19), Ohio State (2017-19) and Oklahoma (2006-08, 2017-19).
 - The victory against Cincinnati on Nov. 29 lifted Memphis to its third consecutive West Division title. The Tigers were initially picked to win the West Division in the 2019 preseason media poll.
 - In 2018, Memphis took a 1-3 start in conference play and finished with wins in the final four regular-season games to clinch the championship.
 - Memphis is 61-32 overall in seven seasons as a member of the American Athletic Conference. Since joining the league in 2013, the Tigers own a 37-19 conference record.
- RECORD-SETTING YEAR IN THE AMERICAN**
- After having three 10-win teams in 2015-17, the 2019 season marked the first time in league history five teams have won 10-plus games.
 - The American was tied with the Big Ten in having five teams with at least 10 wins (Memphis, Cincinnati, Navy, SMU and UCF; Iowa, Minnesota, Ohio State, Penn State and Wisconsin).

ALL-CONFERENCE HONORS

- ▶ RB Kenneth Gainwell was named the AAC Rookie of the Year while RS/WR Antonio Gibson was named the AAC co-Special Teams Player of the Year.
- ▶ Memphis has won the Special Teams Player of the Year six times in seven seasons.
- ▶ Gainwell is the second Tiger to earn Rookie of the Year honors after TJ Carter won the award in 2017.
- ▶ Memphis had 14 student-athletes earn all-conference honors. That shattered the Tigers previous AAC high of 10 set during the 2014 season.
- ▶ Gibson's appearance as a first-team specialist and second-team wide receiver marks the fourth time in league history a player has been named to multiple all-conference teams in the same season (Rodney Adams of USF in 2015, Demarcus Ayers of Houston in 2015, Mike Hughes of UCF in 2017 and Adrian Killins Jr. of UCF in 2018).

NATIONAL POLLS

ASSOCIATED PRESS

Rk.	Team	Points	Previous	Record
1	Clemson (54)	1,542	1	5-0
2	Alabama (8)	1,494	2	4-0
3	Notre Dame	1,337	4	4-0
4	Georgia	1,300	3	3-1
5	*Ohio State	1,223	6	0-0
6	Oklahoma State	1,137	7	3-0
7	Texas A&M	1,054	11	3-1
8	*Penn State	1,033	9	0-0
9	Cincinnati	1,028	8	3-0
10	Florida	942	10	2-1
11	Miami (Fla.)	887	13	4-1
12	Brigham Young	875	14	5-0
13	*Oregon	841	12	0-0
14	*Wisconsin	677	16	0-0
14	North Carolina	677	5	3-1
16	SMU	638	17	5-0
17	*Michigan	489	19	0-0
18	Oklahoma	535	3	1-1
19	Virginia Tech	420	23	3-1
20	Kansas State	399	22	3-1
21	*Minnesota	234	24	0-0
22	Marshall	227	NR	4-0
23	North Carolina State	199	NR	4-1
24	*Southern California	192	25	0-0
25	Coastal Carolina	185	NR	4-0

Others receiving votes: Memphis 76, Oklahoma 74, Tulsa 58, West Virginia 57, Auburn 48, Iowa 42, Louisiana-Lafayette 40, Liberty 37, Utah 36, UAB 30, Army 29, Arkansas 15, Air Force 14, Kentucky 12, Tennessee 11, Arizona State 9, South Carolina 8, Washington 8, Indiana 4, Texas 1

AMWAY COACHES' POLL

Rk.	Team	Points	Previous	Record
1	Clemson (52)	1,540	1	5-0
2	Alabama (8)	1,494	2	4-0
3	Notre Dame	1,351	4	4-0
4	Georgia	1,295	3	3-1
5	*Ohio State (2)	1,254	5	0-0
6	Oklahoma State	1,149	7	3-0
7	*Penn State	1,059	8	0-0
8	Florida	1,002	9	2-1
9	Texas A&M	1,001	11	3-1
10	Cincinnati	989	10	3-0
11	Miami (Fla.)	890	12	4-1
11	Brigham Young	890	13	5-0
13	North Carolina	725	6	3-1
14	*Wisconsin	698	15	0-0
15	*Oregon	683	16	0-0
16	SMU	618	18	5-0
17	*Michigan	507	19	0-0
18	Iowa State	485	20	3-1
19	Kansas State	395	22	3-1
20	Virginia Tech	373	23	3-1
21	*Minnesota	209	25	0-0
22	NC State	200	NR	4-1
23	*Southern California	186	24	0-0
24	Coastal Carolina	150	NR	4-0
25	Marshall	139	NR	4-0

Others receiving votes: Auburn 93; Army 90; West Virginia 64; Kentucky 60; Oklahoma 59; Liberty 57; Memphis 53; Utah 48; Iowa 48; UAB 42; Boise State 37; UL Lafayette 31; Arkansas 29; Tennessee 25; Texas Christian 22; Air Force 14; Texas 12; South Carolina 12; Tulsa 10; Arizona State 10; Washington 8; Missouri 7; LSU 7; California 6; Boston College 6; Nebraska 5; Indiana 5; Florida State 4; Stanford 3; Central Florida 1

*denotes had not began play to the pandemic in 2020.

2020 NATIONAL WEEKLY HONORS

DAVEY O'BRIEN GREAT 8 / MANNING AWARD STARS OF THE WEEK

Sept. 8 - QB Brady White
Oct. 19 - QB Brady White

DAVEY O'BRIEN NATIONAL QUARTERBACK OF THE WEEK

Sept. 9 - QB Brady White

CFPA NATIONAL PLAYER OF THE WEEK

Sept. 8 - QB Brady White (HM)

MAXWELL AWARD PLAYER OF THE WEEK

Oct. 19 - QB Brady White

TIGERS WITH NATIONAL RECOGNITION



TJ CARTER
DEFENSIVE BACK

- RAYCOM JIM THORPE AWARD WATCH LIST



DYLAN PARHAM
OFFENSIVE LINE

- OUTLAND WATCH LIST




RILEY PATTERSON
PLACE KICKER

- LOU GROZA AWARD WATCH LIST



BRADY WHITE
QUARTERBACK

- MAXWELL AWARD WATCH LIST
- MANNING AWARD WATCH LIST
- JOHNNY UNITAS GOLDEN ARM WATCH LIST
- WUERFFEL TROPHY WATCH LIST
- DAVEY O'BRIEN AWARD WATCH LIST (PLAYER OF THE WEEK FINALIST - OCT. 19)
- CFPA AWARD WATCH LIST
- MAXWELL AWARD PLAYER OF THE WEEK (OCT. 19)



ADAM WILLIAMS
PUNTER

- RAY GUY AWARD WATCH LIST

ACADEMIC HONORS

- For the fifth consecutive season, select Tigers will don the Tiger Scholar patch on their uniforms for their work in the classroom. Every player who posted a semester GPA of 3.0 or higher or has graduated will have the Tiger Scholar patch on his uniform. **Non ducor duco** is the script on the patch, which translates to "I am not led, I lead."
- Fifty-five players earned the designation of Tiger Scholar during the 2019-20 school year: Connor Adair, Brackston Alford, Blaine Bishop, John Broussard, Braylon Brown, Rodrigues Clark, Xavier Cullens, Everitt Cunningham, Tyce Daniel, Michael Denson, Koby Drake, Wardalis Duckworth, Jared Edwards, Isaac Ellis, Cincir Evans, Obinna Eze, Evan Fields, Cameron Fleming, Jacobi Francis, Jonah Gambill, John Hassell, Cross Holmes, Javon Ivory, Kendell Johnson, Quindell Johnson, Marcayll Jones, Titus Jones, Jacob Likes, Tyrez Lindsey, Drew Martin, Diego Martinez, Cade Mashburn, Cole Mashburn, Tyler Moore, Harold Nash III, Trey Neal, Josh Northcutt, Kayode Oladele, Sylvonta Oliver, Rodney Owens, Dylan Parham, Riley Patterson, Thomas Pickens, Caden Prieskorn, Markevion Quinn, Gabe Rogers, Ja'Len Sims, Chandler Stump, John Tate IV, Brian Thomas, Tahj Washington, Kylan Watkins, Jashon Watkins-Perkins, Marquavius Weaver and Brady White.



GRADUATES

- Memphis has seven players on its roster who have earned at least their bachelor's degree prior to the start of the season:
- **John Broussard Jr.** graduated with an associate's degree from Snead State Community College before transferring to Memphis. He also earned a degree in interdisciplinary studies in May 2020.
 - **Sean Dykes** graduated in December of 2019 with a degree in marketing.
 - **Jacobi Francis** graduated in May of 2020 with a degree in sport and leisure management.
 - **Tyrez Lindsey** graduated in May of 2020 with a degree in professional studies.
 - **Thomas Pickens** graduated with a degree in accounting in May 2020.
 - **John Tate IV** graduted in May 2020 with a degree in sport and leisure management
 - **Brady White** graduated in December 2017 from Arizona State with a bachelor's degree in business. In August 2019, White graduated with a master's degree in sports and leisure commerce and is enrolled in a PhD program at Memphis.

THE LAST TIME SECTION

THE LAST TIME A TIGER TEAM

RUSHING

Had 500 or more yards rushingvs Tulsa, 1969 (507)
 Had 400 or more yards rushingat UCF, 2018 (401)
 Had 300 or more yards rushingat USF, 2019 (325)
 Had 200 or more yards rushingvs UCF, 2020 (217)
 Held to under 50 yards rushingat Tulane, 2018 (31)
 Had 80 or more rushing attemptsvs North Texas State, 1971 (81)
 Had 75 or more rushing attemptsvs Wichita State, 1972 (77)
 Had 70 or more rushing attemptsvs Georgia Tech, 1981 (70)
 Had seven or more rushing TDsvs SMU, 2017 (7)
 Had six or more rushing TDsvs Houston, 2018 (6)
 Had five or more rushing TDsat USF, 2019 (5)
 Had four or more rushing TDsat Tulsa, 2019 (4)
 Had three or more rushing TDsvs Penn State, 2019 (3)
 Had two or more players with 100 yards rushing in a gameat South Alabama, 2019(Gainwell, 145; Watkins, 113)

PASSING

Had 400 or more yards passingvs UCF, 2020 (486)
 Had 375 or more yards passingvs UCF, 2020 (486)
 Had 350 or more yards passingvs UCF, 2020 (486)
 Had 300 or more yards passingvs UCF, 2020 (486)
 Had 275 or more yards passingvs UCF, 2020 (486)
 Had 250 or more yards passingvs UCF, 2020 (486)
 Had 60 or more pass attemptsvs SMU, 2007 (61)
 Had 50 or more pass attemptsvs UCF, 2020 (50)
 Had 40 or more pass attemptsvs UCF, 2020 (50)
 Had 30 or more pass completionsvs UCF, 2020 (34)
 Had 25 or more pass completionsvs UCF, 2020 (34)
 Had seven or more passing TDsat UConn, 2017 (7)
 Had six or more passing TDsvs UCF, 2020 (6)
 Had five or more passing TDsvs UCF, 2020 (6)
 Had four or more passing TDsvs UCF, 2020 (6)
 Had three or more passing TDsvs UCF, 2020 (6)
 Had no passing touchdownsvs Penn State, 2019
 Had five or more passes interceptedvs East Carolina, 2006 (5)
 Had four or more passes interceptedvs Ole Miss, 2007 (4)
 Had three or more passes interceptedat UCF, 2017 (3)
 Had three players throw a TD passvs Missouri St, 2015 (P. Lynch, P. Mayhue, C. Holgorsen)
 Had two players throw a touchdown pass at UConn, 2017 (R. Ferguson, D. Moore)
 Had two or more players with 100 yards passing in a gamevs UCF, 2009 (T. Bass 115 & W. Hudgens 143)

RECEIVING

Had two or more players with 100 yards receiving in a gamevs UCF, 2020 (Calvin Austin, 151; Tahj Washington, 131)
 Had 12 players with at least 1 receptionvs Mercer, 2018 (12)
 Had 10 players with at least 1 receptionvs Penn State, 2019 (10)

TOTAL OFFENSE

Had 700 or more yards of total offensevs UCF, 2020 (703)
 Had 600 or more yards total offensevs UCF, 2020 (703)
 Had 500 or more yards total offensevs UCF, 2020 (703)
 Had 400 or more yards total offensevs UCF, 2020 (703)
 Had 100 or more playsat UConn, 2017 (100)
 Had 90 or more playsvs UCF, 2020 (95)
 Had 80 or more playsvs UCF, 2020 (95)
 Had 75 or more playsvs UCF, 2020 (95)
 Had 49 or fewer playsvs Navy, 2019 (43)

SCORING

Had 70 or more pointsvs ECU, 2017 (W, 70-13)
 Had 60 or more pointsvs Mercer, 2018 (W, 66-14)
 Had 50 or more pointsvs UCF, 2020 (W, 50-49)
 Had 40 or more pointsvs UCF, 2020 (W, 50-49)
 Allowed 50 or more pointsvs Penn State, 2019 (L, 39-53)
 Allowed 40 or more pointsvs UCF, 2020 (W, 50-49)
 Was held scorelessat UCF, 2011 (L, 0-41)
 Was held scoreless at homevs SMU, 2011 (L, 0-42)
 Last time without scoring in first halfat Houston, 2017 (W, 42-38)
 Last time without scoring in first half at homevs Rice, 2012
 Was held scoreless on the roadat UCF, 2011 (L, 0-41)
 Held an opponent scorelessvs SMU, 2015 (W, 63-0)
 Held an opponent scoreless in the first halfat South Alabama, 2019 (W, 23-0)
 Held an opponent scoreless at homevs SMU, 2015 (W, 63-0)
 Held an opponent scoreless on the roadvs Arkansas, 1993 (W, 6-0)
 Held two opponents scoreless in a seasonvs Tulsa; USM, 1968

Held three opponents scoreless in a season vs Utah St.; N Texas; McNeese St, 1965
 Held four opponents scoreless in a seasonvs Louisville; McNeese St.;West Texas State; Tampa, 1964
 Scored a two-point conversion rushingat ULM, 2019 (Brady White run)
 Scored a two-point conversion passingvs UCF, 2020 (Brady White-Sean Dykes)

TURNOVERS

Consecutive games with a forced turnover20 (11/18/16 through 9/22/18)
 Had eight or more turnoversvs Louisville, 1979 (8: 6 FR, 2 Int.)
 Had seven or more turnoversvs USF, 2003 (3 FR; 4 Int)
 Had six or more turnoversvs East Carolina, 2006 (1 FR; 5 Int)
 Had eight or more fumblesvs Alabama, 1986 (8)
 Had six or more fumblesvs Middle Tennessee, 2012 (6)
 Lost seven or more fumblesvs Mississippi State, 1976 (7)
 Lost six or more fumblesvs Louisville, 1979 (6)
 Lost five or more fumblesvs Tennessee, 1984 (5)
 Lost four or more fumblesat Houston, 2013 (4)
 Lost three or more fumblesat Temple, 2019 (3)
 Did not commit a turnovervs SMU, 2019
 Had eight or more takeawaysvs North Texas State, 1968 (8)
 Had six or more takeawaysvs Kansas, 2016 - 6 (4 fumble, 2 int)
 Had five or more takeawaysvs Navy, 2017 - 5 (3 fumbles, 2 int)
 Had four or more takeawaysvs UConn, 2018 (1 fumble, 3 INT)
 Had three or more takeawaysvs Cincinnati, 2019 - 3 (2 INT, 1 Fumble)
 Returned two interceptions for TDs at Tulane - 2, 2014 (B. McCain, 15; D. Nelson, 58)
 Returned an interception for a TDat ULM, 2019 (La'Andre Thomas)
 Returned a fumble for a TDat South Alabama, 2019 (Austin Hall)
 Returned two fumbles for TDsvs SMU, 2013
 Blocked a punt for a touchdownvs Southern, 2019 (Keith Brown)
 Blocked two punts for touchdownsvs Tulsa, 1968 (Dees & Marks)

DEFENSE

Held an opponent to 10 or fewer first downsat USF, 2019 (5)
 Held an opponent to 0 or fewer yards rushingvs Ole Miss, 1993 (-4)
 Held an opponent to 50 or fewer yards rushingat SMU, 2018 (25)
 Held an opponent to 100 or fewer yards rushingat SMU, 2020 (75)
 Held an opponent to 25 or fewer yards passingvs Navy, 2017 (20)
 Held an opponent to 50 or fewer yards passingat USF, 2019 (44)
 Held an opponent to 100 or fewer yards total offensevs SMU, 2015 (97)
 Held an opponent to 200 or fewer yards total offenseat USF, 2019 (170)
 Held an opponent to 300 or fewer yards total offenseat Houston, 2019 (256)
 Intercepted six or more passesvs East Carolina, 1993 (6)
 Intercepted five or more passesvs Mississippi State, 1998 (5)
 Intercepted four or more passesvs Bowling Green, 2016 (4)
 Intercepted three or more passesvs Tulane, 2019 (3)
 Recovered four or more fumblesvs Kansas, 2016 (4)
 Recovered three or more fumblesat UCF (AAC CG), 2018 (3)
 Recorded a safetyvs Ole Miss, 2019
 Recorded two safeties in a gamevs Tulane, 2015
 Recorded seven or more sacksvs Tulane, 2017 (7)
 Recorded six or more sacksvs Western Kentucky, 2016 (6)
 Recorded five or more sacksvs Cincinnati, 2019 (5)
 Recorded four or more sacksvs Penn State, 2019 (4)
 Recorded 15 or more tackles for lossCincinnati, 2019 (15.0, 46 yds)
 Recorded 12 or more tackles for lossat SMU, 2018 (12)
 Recorded 11 or more tackles for lossvs Tulsa, 2018 (11)
 Recorded 10 or more tackles for lossvs Ole Miss, 2019 (10)
 Had four or more players with 2 or more tackles for lossvs Ole Miss, 2019 (4)
 Had three or more players with 2 or more tackles for lossvs Cincinnati, 2019 (3)

SPECIAL TEAMS

Returned a punt for a TDvs Tulsa, 2018 (Pop Williams)
 Returned a blocked punt for a TDvs Southern, 2019 (Keith Brown)
 Returned a kickoff for a TDvs SMU, 2019 (Antonio Gibson, 97 yards)
 Blocked one puntvs Tulane, 2017 (JJ Russell)
 Blocked two puntsvs Southern, 2019 (2, Rodrigues Clark, Colton Cochran)
 Blocked three puntsvs Arkansas, 1992 (4)
 Blocked four puntsvs Arkansas, 1992 (4)
 Blocked a field goalat Tulsa, 2019 (Quindell Johnson)
 Blocked a PATvs UCF, 2020 (CamRon Jackson)
 Blocked a field goal and a PAT in the same game ...vs Georgia St, 2018 (John Tate)
 Returned a Blocked PAT for 2 Pointsat UAB, 2012 (Charles Harris)
 Returned a Botched PAT for 2 Pointsat South Alabama, 2019 (Jacobi Francis)
 Punted 13 or more timesvs Texas A&M, 1979 (13)
 Punted 12 or more timesvs SMU, 2011 (12)
 Punted 11 or more timesat Southern Miss, 2011 (11)
 Punted 10 or more timesat Ole Miss, 2014 (10)
 Punted two times or lessvs SMU, 2019 (2)
 Punted one time in a gamevs Southern, 2019
 Did not punt in a gamevs Navy, 2017
 Missed a kicking PATvs Ole Miss, 2019

THE LAST TIME SECTION

Had a kicking PAT blocked vs Marshall, 2011
 Had a punt blocked vs Cincinnati (AAC CG), 2019
 Had a field goal blocked vs Auburn, 2015
 Had a blocked field goal returned for a TD vs Louisville, 2008
 Recorded 2 special teams TDs at Arkansas State, 2012 (2, BL P & P FF)
 Gave up 2 special teams TDs vs Louisville, 2008 (2, BL FG & KOR)
 Recovered an opponent's on-side kick vs SMU, 2019
 Recovered a Memphis on-side kick at ULM, 2019
 Recovered two on-side kicks in a game at Tulane, 2016 (1 Memphis, 1 Tulane)
 Totaled 200 or more kickoff return yards vs SMU, 2019 (220)
 Totaled 150 or more kickoff return yards at Tulsa, 2019 (165)
 Totaled 100 or more kickoff return yards vs Cincinnati, 2019 (126)
 Returned 10 or more kickoffs vs Mississippi State, 2011 (10)

MISCELLANEOUS

Had 30 or more first downs vs UCF, 2020 (41)
 Had 25 or more first downs vs UCF, 2020 (41)
 Had 16 or more penalties vs SMU, 2019 (16)
 Had 15 or more penalties at Middle Tennessee, 2013 (15)
 Had 12 or more penalties at SMU, 2018 (12)
 Had 10 or more penalties at South Alabama, 2019 (10)
 Had 125 or more yards in penalties SMU, 2019 (134)
 Had 100 or more yards in penalties at South Alabama, 2019 (100)
 Had a 100-yard rusher and a 100-yard receiver in the same game
 .. vs UCF, 2020 (R. Clark, 112 rush; C. Austin, 151 rec. and T. Washington, 131 rec.)
 Had a 100-yard receiver and 2, 100-yard rushers vs Houston, 2018
 (Pollard, 116 receiving; Henderson 178 rush; Taylor 128 rush)
 Had 2 100-yard receivers in a game ... vs UCF, 2020 (Austin, 151; Washington, 131)
 Had 2 100-yd rushers and 2 100-yd receivers in same game at UCF, 2017
 (Henderson, 109 rush; Taylor, 107 rush; Miller, 195 rec.; Dykes 161 rec.)
 Had 40 or more minutes of TOP at Cincinnati, 2014 (40:55)
 Had 35 or more minutes of TOP at USF, 2019 (38:12)
 Had a tie game vs Arkansas State, 1990
 Was involved in an overtime at UCF, 2017
 Was involved in double overtime at UCF, 2017
 Gave up a Safety at SMU, 2018
 Recorded a Safety vs Ole Miss, 2019

IN ONE QUARTER

Passed for 75 yards or more vs UCF, 2020 (213-4th)
 Passed for 100 yards or more vs UCF, 2020 (213-4th)
 Passed for 125 yards or more vs UCF, 2020 (213-4th)
 Passed for 150 yards or more vs UCF, 2020 (213-4th)
 Passed for 175 yards or more vs UCF, 2020 (213-4th)
 Passed for 200 yards or more vs UCF, 2020 (213-4th)
 Passed for 225 yards or more vs Mercer, 2018 (231-2nd)
 Passed for two TDs vs UCF, 2020 (3-4th)
 Passed for three TDs vs UCF, 2020 (3-4th)
 Passed for four TDs vs Mercer, 2018 (4-2nd)
 Rushed for 75 yards or more vs UCF, 2020 (78-3rd)
 Rushed for 100 yards or more at SMU, 2020 (120, 2nd)
 Rushed for 125 yards or more vs Cincinnati (AAC CG), 2019 (126-2nd)
 Rushed for 175 yards or more at UCF, 2018 (191-1st)
 Rushed for four TDs or more vs UConn, 2018 (4-2nd)
 Rushed for three TDs or more at UCF, 2018 (3-1st)
 Rushed for two TDs or more at USF, 2019 (2-3rd)
 Kicked three or more field goals vs SMU, 2019 (3-2nd)
 Had four receivers catch three passes vs Southern Miss, 2007 (4-4th)
 Had seven receivers catch one pass vs SMU, 2017 (7-3rd)

IN ONE HALF

Passed for 350 yards or more vs Mercer, 2018 (358-1st)
 Passed for 300 yards or more at UConn, 2017 (325-1st)
 Passed for 200 yards or more vs UCF, 2020 (293-2nd)
 Passed for 175 yards or more vs UCF, 2020 (293-2nd)
 Passed for 150 yards or more vs UCF, 2020 (293-2nd)
 Passed for two or more TDs vs UCF, 2020 (5-2nd)
 Passed for three or more TDs vs UCF, 2020 (5-2nd)
 Passed for four or more TDs vs UCF, 2020 (5-2nd)
 Passed for five or more TDs vs UCF, 2020 (5-2nd)
 Passed for six or more TDs vs Bowling Green, 2016 (6-1st)
 Passed for seven or more TDs vs SMU, 2015 (7-1st)
 Rushed for 300 yards or more at UCF, 2018 (336-1st)
 Rushed for 250 yards or more vs Akron, 2005 (252-2nd)
 Rushed for 200 yards or more at South Alabama, 2019 (245-1st)
 Rushed for 275 yards or more vs Houston, 2018 (275-2nd)
 Rushed for 175 yards or more at USF, 2019 (190-2nd)
 Rushed for 150 yards or more at SMU, 2020 (162, 1st)
 Rushed for five TDs or more vs Houston, 2018 (5-2nd)
 Rushed for four TDs or more at UCF, 2018 (4-1st)
 Rushed for three TDs or more vs Southern, 2019 (3-2nd)

Rushed for two TDs or more vs Penn State, 2019 (2-1st)
 Kicked four or more field goals vs UAB, 1999 (4-1st)

THE LAST TIME A TIGER PLAYER

RUSHING

Rushed 40 or more times Marcus Holliday vs Tulane, 1994 (42)
 Rushed 35 or more times Sam Craft at Cincinnati, 2014 (38)
 Rushed 30 or more times Patrick Taylor Jr vs Wake Forest, 2018 (30)
 Rushed 25 or more times Patrick Taylor vs Ole Miss, 2019 (27)
 Rushed for 250 or more yards DeAngelo Williams vs USF, 2004 (263)
 Rushed for 200 or more yards Kenneth Gainwell at ULM, 2019 (209)
 Rushed for 175 or more yards Darrell Henderson vs Houston, 2018 (178)
 Rushed for 150 or more yards Darrell Henderson vs Tulsa, 2018 (166)
 Rushed for 125 or more yards Antonio Gibson vs Cincinnati (AAC CG), 2019 (130)
 Rushed for 100 or more yards Rodrigues Clark, 2020 vs UCF (112)
 Rushed for four or more TDs Patrick Taylor Jr. at Houston, 2017 (4)
 Rushed for three or more TDs Patrick Taylor at USF, 2019 (3)
 Rushed for two or more TDs Kenneth Gainwell at ULM, 2019 (2)
 Had a run of 90 or more yards Herb Covington vs Cincinnati, 1966 (92)
 Had a run of 80 or more yards Darrell Henderson at UCF, 2018 (82)
 Had a run of 70 or more yards Antonio Gibson vs SMU, 2019 (78)
 Had a run of 60 or more yards Antonio Gibson vs Cincinnati (AAC CG), 2019 (65)
 Had a run of 50 or more yards Kenneth Gainwell at Tulsa, 2019 (54)
 Had 2 players rush for three or more TDs Henderson & Taylor vs UConn, 2018 (3)
 Had 2 players rush for two or more TDs Henderson & Taylor vs Houston, 2018 (2)

PASSING

Passed for 400 or more yards Brady White vs UCF, 2020 (486)
 Passed for 350 or more yards Brady White vs UCF, 2020 (486)
 Passed for 300 or more yards Brady White vs UCF, 2020 (486)
 Passed for 250 or more yards Brady White vs UCF, 2020 (486)
 Passed for 200 or more yards Brady White vs UCF, 2020 (486)
 Attempted 60 or more passes Martin Hankins vs East Carolina, 2007 (60)
 Attempted 50 or more passes Brady White vs UCF, 2020 (50)
 Attempted 40 or more passes Brady White vs UCF, 2020 (50)
 Attempted 30 or more passes Brady White vs UCF, 2020 (50)
 Completed 30 or more passes Brady White vs UCF, 2020 (34)
 Completed 25 or more passes Brady White vs UCF, 2020 (34)
 Completed 20 or more passes Brady White vs UCF, 2020 (34)
 Threw seven or more TD passes Riley Ferguson at UConn, 2017 (7)
 Threw six or more TD passes Brady White vs UCF, 2020 (6)
 Threw five or more TD passes Brady White vs UCF, 2020 (6)
 Threw four or more TD passes Brady White vs UCF, 2020 (6)
 Threw three or more TD passes Brady White vs UCF, 2020 (6)
 Threw five or more interceptions Martin Hankins vs Southern Miss, 2006 (5)
 Threw four or more interceptions Martin Hankins vs Ole Miss, 2007 (4)
 Threw three or more interceptions Riley Ferguson at UCF, 2017 (3)
 Completed a pass for 90 or more yards Taylor Reed vs Austin Peay, 2011 (93)
 Completed a pass for 80 or more yards Riley Ferguson vs ECU, 2016 (89)
 Completed a pass for 70 or more yards Brady White vs Navy, 2019 (73)
 Completed a pass for 60 or more yards Brady White vs Tulane, 2019 (68)
 Completed a pass for 50 or more yards Brady White vs UCF, 2020 (52)

RECEIVING

Caught 10 or more passes Damonte Coxie at ECU, 2018 (10)
 Caught seven or more passes Calvin Austin vs UCF, 2020 (9)
 Had 250 or more yards receiving Anthony Miller vs Tulsa, 2016 (250)
 Had 200 or more yards receiving Kenneth Gainwell vs Tulane, 2019 (203)
 Had 180 or more yards receiving Anthony Miller at UCF, 2017 (195)
 Had 175 or more yards receiving Damonte Coxie at ECU, 2018 (176)
 Had 150 or more yards receiving Calvin Austin vs UCF, 2020 (151)
 Had 125 or more yards receiving Calvin Austin vs UCF, 2020 (151)
 Had 100 or more yards receiving Calvin Austin vs UCF, 2020 (151)
 Caught four or more TD passes Anthony Miller at UConn, 2017 (4)
 Caught three or more TD passes Anthony Miller at UCF, 2017 (3)
 Caught two or more TD passes Calvin Austin vs UCF, 2020 (2)

TOTAL OFFENSE

Had 500 or more yards of total offense Brady White vs UCF, 2020 (516)
 Had 400 or more yards of total offense Brady White vs UCF, 2020 (516)
 Had 350 or more yards of total offense Brady White vs UCF, 2020 (516)
 Had 300 or more yards of total offense Brady White vs UCF, 2020 (516)
 Had 250 or more yards of total offense Brady White vs UCF, 2020 (516)

SCORING

Responsible for seven or more TDs ..Brady White vs UCF, 2020 - 7 (6 pass, 1 rush)
 Responsible for six or more TDs Brady White vs UCF, 2020 - 7 (6 pass, 1 rush)
 Responsible for five or more TDs Brady White vs UCF, 2020 - 7 (6 pass, 1 rush)
 Responsible for four or more TDs Brady White vs UCF, 2020 - 7 (6 pass, 1 rush)

THE LAST TIME SECTION

Scored four or more TDs Darrell Henderson at UCF, 2018 (3 rushing, 1 pass)
 Scored three or more TDs Patrick Taylor at USF, 2019 (3 rush)
 Scored in three different ways..Antonio Gibson vs SMU, 2019 (1 receiving, 1 rush, 1 KOR)

DEFENSE

Intercepted three or more passes.....Bobby McCain at USF, 2013 (3)
 Intercepted two or more passes.....Austin Hall vs Navy, 2017 (2)
 Returned an interception for a touchdown..... La'Andre Thomas at ULM, 2019
 Recovered three or more fumbles Quinton McCrary vs UCF, 2007 (3)
 Recovered two or more fumblesAustin Hall at South Alabama, 2019 (2)
 Returned two fumbles for TDs.....Ryan Coleman vs SMU, 2013 (2)
 Returned fumble for TD..... Austin Hall at South Alabama, 2019
 Recorded four or more sacks.....Clinton McDonald vs Arkansas St., 2008 (4)
 Recorded three or more sacks..... Genard Avery vs Tulane, 2017 (3.5)
 Recorded two or more sacks.....Jonathan Wilson vs Penn State, 2019 (2.0)
 Recorded five or more TFLs..... Bryce Huff at Tulane, 2018 (5.0)
 Recorded four or more TFLs..... Joseph Dorceus vs Cincinnati, 2019 (4.0)
 Had three or more TFLs..... Bryce Huff vs Cincinnati, 2019 (3.5)
 Created two or more takeaways Chris Claybrooks vs Cincinnati (AAC CG), 2019 (2)

SPECIAL TEAMS

Scored 18 or more points kicking Riley Patterson vs Penn State, 2019 (21)
 Scored 15 or more points kicking Jake Elliott at SMU, 2016 (15)
 Scored 10 or more points kicking Riley Patterson vs Cincinnati (AAC CG), 2019 (11)
 Made six or more field goals Riley Patterson vs Penn State, 2019 (6)
 Made five or more field goals..... Jake Elliott at Houston, 2013 (5)
 Made four or more field goals Riley Patterson vs SMU, 2019 (4)
 Made three or more field goals Riley Patterson vs Cincinnati (AAC CG), 2019 (3)
 Attempted six or more field goals Riley Patterson vs Penn State, 2019 (6)
 Attempted five or more field goals..... Jake Elliott at Temple, 2015 (5)
 Attempted four or more field goals.....Riley Patterson vs SMU, 2019 (4)
 Attempted three or more field goals.R. Patterson vs Cincinnati (AAC CG), 2019 (3)
 Made a field goal of 50 or more yards Riley Patterson at SMU, 2020 (56)
 Made two or more 50+ yd FGs...R. Patterson vs Cincinnati (AAC CG), 2019 (52, 50)
 Punted 12 or more times..... Tom Hornsey vs SMU, 2011 (12)
 Punted 11 or more times.....Tom Hornsey at Southern Miss, 2011 (11)
 Punted 10 or more times..... Spencer Smith at Ole Miss, 2014 (10)
 Punted 70 or more yards..... Adam Williams vs Tulane, 2019 (76)
 Punted 60 or more yards..... Spencer Smith at Tulane, 2016 (63)
 Had a punt average over 50 yards (min. 2).. Adam Williams vs Tulane, 2019 (51.3)
 Totaled 175 or more yards in kick returns..... Tony Pollard, 2018 (209)
 Totaled 150 or more yards in kick returns.Antonio Gibson vs SMU, 2019 (159)
 Totaled 125 or more yds in kick returns. C. Claybrooks vs Cincinnati, 2019 (126)
 Totaled 100 or more yards in kick returns. Chris Claybrooks vs Tulane, 2019 (107)
 Returned a kick 90 or more yards Chris Claybrooks vs Cincinnati, 2019 (96)
 Returned a kickoff for a TD..... Chris Claybrooks vs Cincinnati, 2019 (96)
 Returned nine or more kickoffs Marcus Hightower vs Houston, 2009 (9)
 Returned eight or more kickoffs.....D.A. Griffin vs Houston, 2010 (8)
 Returned seven or more kickoffs.....Tony Pollard at UCF, 2018 (7)
 Returned six or more kickoffs Tony Pollard vs Wake Forest, 2018 (6)
 Returned 10 or more punts Ryan Roskelly vs Tulsa, 1994 (10)
 Returned seven or more punts..... Darron White vs Chattanooga, 2004 (7)
 Returned six or more puntsKeiwone Malone vs Middle Tennessee, 2014 (6)
 Had 150 or more punt return yards..... Ryan Roskelly vs Tulsa, 1994 (194)
 Had 100 or more punt return yards..... Pop Williams vs Tulsa, 2018 (109)
 Had a punt return of 90 or more yards Keith Wright vs Louisville, 1975 (94)
 Had a punt return of 80 or more yards Ryan Johnson vs Cincinnati, 2000 (82)
 Had a punt return of 70 or more yards Pop Williams vs Tulsa, 2018 (72)
 Had a punt return of 50 or more yds....Roderick Proctor vs Missouri St, 2015 (63)
 Returned a punt for a TD..... Pop Williams vs Tulsa, 2018 (72)
 Blocked a puntRodrigues Clark & Colton Cochran vs Southern, 2019
 Returned a blocked punt for a TD Keith Brown vs Southern, 2019
 Blocked a field goal.....Quindell Johnson at Tulsa, 2019
 Blocked a PAT.....CamRon Jackson vs UCF, 2020
 Returned a blocked PAT for a scoreCharles Harris at UAB, 2012
 Returned a botched PAT for a score..... Jacobi Francis at South Alabama, 2019

IN ONE QUARTER

Passed for 100 yards or more.....Brady White vs UCF, 2020 (213-4th)
 Passed for 125 yards or moreBrady White vs UCF, 2020 (213-4th)
 Passed for 150 yards or more.....Brady White vs UCF, 2020 (213-4th)
 Passed for 175 yards or more.....Brady White vs UCF, 2020 (213-4th)
 Passed for 200 yards or moreBrady White vs UCF, 2020 (213-4th)
 Passed for 225 yards or more..... Brady White vs Mercer, 2018 (231- 2nd)
 Passed for four or more TDs..... Brady White vs Mercer, 2018 (4-2nd)
 Passed for three or more TDs.....Brady White vs UCF, 2020 (3-4th)
 Passed for two or more TDs.....Brady White vs UCF, 2020 (3-4th)
 Rushed for 75 yards or moreAntonio Gibson vs SMU, 2019 (78-4th)
 Rushed for 100 yards or moreDarrell Henderson vs UCF, 2018 (122-2nd)
 Rushed for 150 yards or morePaul Gowen vs Tulsa, 1969 (150-2nd)

Rushed for two TDs or moreDarrell Henderson at UCF, 2018 (2-1st)
 Rushed for three TDs or more Riley Ferguson vs SMU, 2017 (2-3rd)
 Caught nine or more passesAnthony Miller at UConn, 2017 (9-2nd)
 Caught six or more passesCalvin Austin vs UCF, 2020 (6-4th)
 Caught five or more passes.....Calvin Austin vs UCF, 2020 (6-4th)
 Caught four or more passes.....Calvin Austin vs UCF, 2020 (6-4th)
 Caught three or more passes.....Calvin Austin vs UCF, 2020 (6-4th)
 Caught two or more TD passes..... Anthony Miller at UConn, 2017 (3-2nd)
 Had 75 or more receiving yards..... Calvin Austin vs UCF, 2020 (80-4th)
 Had 100 or more receiving yards..... Kenneth Gainwell vs Tulane, 2019 (110-3rd)
 Kicked three or more field goals.....Stephen Gostkowski vs Ole Miss, 2003 (3-4th)

IN ONE HALF

Passed for 300 yards or moreBrady White vs Mercer, 2018 (358-1st)
 Passed for 200 yards or moreBrady White vs UCF, 2020 (213-2nd)
 Passed for 175 yards or moreBrady White vs UCF, 2020 (213-2nd)
 Rushed for 200 yards or more Darrell Henderson at UCF, 2018 (207-1st)
 Rushed for 125 yards or more Kenneth Gainwell at ULM, 2019 (142-2nd)
 Rushed for 100 yards or moreDarrell Henderson vs Houston, 2018 (113, 2nd)
 Rushed for three TDs or moreDarrell Henderson at UCF, 2018 (3-1st)
 Rushed for two TDs or more Patrick Taylor Jr. at USF, 2019 (2-1st)
 Passed for seven or more TDs Paxton Lynch vs SMU, 2015 (7-1st)
 Passed for six or more TDs.....Riley Ferguson vs Bowling Green, 2016 (6-1st)
 Passed for five or more TDsBrady White vs UCF, 2020 (5-2nd)
 Passed for four or more TDsBrady White vs UCF, 2020 (5-2nd)
 Passed for three or more TDsBrady White vs UCF, 2020 (5-2nd)
 Caught 12 or more passes..... Anthony Miller at UConn, 2017 (12-1st)
 Caught eight or more passesAnthony Miller at UCF, 2017 (8-2nd)
 Caught seven or more passes Damonte Coxie at SMU, 2020 (7, 1st)
 Caught six or more passesCalvin Austin vs UCF, 2020 (6-2nd)
 Had 150 yards receiving..... Anthony Miller at UConn, 2017 (157-1st)
 Had 125 yards receiving..... Kenneth Gainwell vs Tulane, 2019 (137-2nd)
 Had 100 yards receiving..... Damonte Coxie vs Penn State, 2019 (109, 1st)
 Caught three or more TD passes..... Anthony Miller at UConn, 2017 (3-1st)
 Caught two or more TD passes..... Calvin Austin III vs Tulane, 2019 (2-1st)
 Kicked four or more field goals..... Ryan White vs UAB, 1999 (4-1st)
 Kicked three or more field goals..... Riley Patterson vs Penn State, 2019 (3-2nd)

THE LAST TIME A TIGER OPPONENT

RUSHING

Had 500 or more yards rushing Texas A&M, 1978 (523)
 Had 400 or more yards rushing vs USF, 2016 (416)
 Had 300 or more yards rushingPenn State, 2019 (396)
 Had 75 or more rushing attempts Texas A&M, 1978 (75)
 Had 50 or more rushing attempts Navy, 2018 (73)
 Had seven or more rushing TDs UCF, 2007 (7)
 Had six or more rushing TDs..... UCF, 2018 (6)
 Had five or more rushing TDs Penn State, 2019 (5)
 Had four or more rushing TDsTulsa, 2019 (4)
 Had two players with 100 yards rushing in game..... at ULM, 2019 (2)
 (Josh Johnson, 119; Caleb Evans 112)

PASSING

Had 500 or more yards passingUCF, 2020 (601)
 Had 400 or more yards passingUCF, 2020 (601)
 Had 300 or more yards passingUCF, 2020 (601)
 Had 60 or more pass attemptsECU, 2018 (62)
 Had 50 or more pass attemptsSMU, 2019 (55)
 Had 40 or more pass attemptsUCF, 2020 (49)
 Had 35 or more completions UCF, 2020 (35)
 Had 30 or more completions UCF, 2020 (35)
 Had 25 or more completions UCF, 2020 (35)
 Had six or more TD passes..... Houston, 2010 (6)
 Had five or more TD passes UCF, 2020 (5)
 Had four or more TD passes UCF, 2020 (5)
 Had three or more TD passes UCF, 2020 (5)
 Had six or more passes intercepted East Carolina, 1993 (6)
 Had five or more passes intercepted Mississippi State, 1997 (5)
 Had four or more passes intercepted Bowling Green, 2016 (4)
 Had three or more passes intercepted Tulane, 2019 (3)

RECEIVING

Had two or more players with 100 yards receiving in game..... UCF, 2020
 Had a receiver with 200 or more yards receiving SMU, 2020 (R. Roberson, 243)

TOTAL OFFENSE

Had 700 or more yards of total offenseUCF, 2020 (798)
 Had 600 or more yards of total offense.....UCF, 2020 (798)
 Had 500 or more yards of total offense.....UCF, 2020 (798)

THE LAST TIME SECTION

Had 400 or more yards of total offense.....UCF, 2020 (798)
 Had 100 or more plays.....Tulsa, 2019 (101)
 Had 90 or more plays.....UCF, 2020 (96)
 Had 80 or more plays.....UCF, 2020 (96)
 Had 75 or more plays.....UCF, 2020 (96)

SCORING

Scored 70 or more points.....Ole Miss, 1935 (92)
 Scored 60 or more points.....Missouri, 2018 (65)
 Scored 50 or more points.....Penn State, 2019 (53)
 Scored 40 or more points.....UCF, 2020 (49)
 Scored a two-point conversion passing.....UCF, 2020
 Scored a two-point conversion running.....SMU, 2019

TURNOVERS

Committed seven or more turnovers.....Cincinnati, 1998 (7, 5 fumbles, 2 int.)
 Committed six or more turnovers.....Kansas (6, 4 fumbles, 2 int.)
 Committed five or more turnovers.....Navy, 2017 (5, 3 fumbles, 2 int.)
 Committed four or more turnovers.....UCF, 2017 (4, 1 fumble, 3 int.)
 Had five or more fumbles.....ULM, 2017 (6)
 Lost four or more fumbles.....Kansas, 2016 (4)
 Did not commit a turnover.....USF, 2019
 Returned an interception for a touchdown.. Penn St, 2019 (Garrett Taylor, 15 yds)
 Returned a fumble for a touchdown.....Southern, 2019

DEFENSE

Held UofM to 10 or fewer first downs.....SMU, 2012 (9)
 Held UofM to 0 or fewer yards rushing.....SMU, 2011 (-14)
 Held UofM to under 100 yards rushing.....vs Penn State, 2019 (63)
 Held UofM to 100 or fewer yards passing.....ULM, 2017 (97)
 Held UofM to under 300 yards of total offense.....at Tulane, 2018 (277)
 Held UofM to under 200 yards of total offense.....Ole Miss, 2014 (104)
 Intercepted five or more UofM passes.....East Carolina, 2006 (5)
 Intercepted four or more UofM passes.....Ole Miss, 2007 (4)
 Intercepted three or more UofM passes.....UCF, 2017 (3)
 Recorded a safety.....SMU, 2018
 Recorded six or more quarterback sacks.....Penn State, 2019 (6)
 Recorded five or more quarterback sacks.....Western Kentucky, 2016 (6)
 Forced four or more Memphis turnovers.....at Temple, 2019 (4, 3 fumbles, 1 INT)
 Returned a fumble for a touchdown.....Southern, 2019

SPECIAL TEAMS

Returned a punt for a TD.....Houston, 2010 (P. Edwards)
 Returned a blocked punt for a TD.....at Houston, 2019 (Cole McGowan)
 Returned a kickoff for a TD.....Louisville, 2008 (Trent Guy)
 Blocked a punt.....vs Cincinnati (AAC CG), 2019 (Wilson Huber)
 Blocked a field goal.....Auburn, 2015 (Blake Countess)
 Blocked a field goal for a TD.....Louisville, 2008 (Brandon Heath)
 Blocked a PAT.....Tulane, 2012
 Punted 10 or more times.....Missouri State, 2015 (10)
 Did not punt.....Houston, 2010
 Missed a PAT (kicking).....UCF, 2020
 Attempted an on-side kick.....SMU, 2019
 Scored two special teams TDs.....Louisville, 2008

MISCELLANEOUS

Had 30 or more first downs.....UCF, 2020 (34)
 Had 25 or more first downs.....UCF, 2020 (34)
 Had 10 or more penalties.....UCF, 2020 (10)
 Had 100 or more penalty yards.....at ULM, 2019 (114)
 Had 35 minutes or more of possession.....Tulsa, 2019 (36:05)
 Had a 100 yard receiver and rusher.Tulsa, 2019 (Keylon Stokes, 129 receiving yds
Shamari Brooks, 156 rushing yds)

THE LAST TIME AN OPPOSING PLAYER

RUSHING

Rushed 45 or more times.....Cyrus Lawrence, Va. Tech, 1981 (45)
 Rushed 35 or more times.....Shamari Brooks, Tulsa, 2019 (36)
 Rushed 30 or more times.....James Flanders, Tulsa, 2016 (33)
 Rushed 25 or more times.....Malcolm Perry, Navy, 2019 (25)
 Rushed for 300 or more yards.....Chris Johnson, East Carolina, 2007 (301)
 Rushed for 250 or more yards.....Chris Johnson, East Carolina, 2007 (301)
 Rushed for 200 or more yards.....Journey Brown, Penn State, 2019 (202)
 Rushed for 150 or more yards.....Shamari Brooks, Tulsa, 2019 (156)
 Rushed for 100 or more yards.. Desmond Ridder, Cincinnati (AAC CG), 2019 (113)
 Rushed for five or more TDs.....James Flanders, Tulsa, 2016 (5)
 Rushed for four or more TDs.....Darriel Mack, UCF (AAC CG), 2018 (4)
 Rushed for three or more TDs.....Corey Taylor II, Tulsa, 2019 (3)
 Rushed for two or more TDs. Journey Brown and Noah Cain, Penn State, 2019 (2)

Had a run of 90 yards or more.....Adrian Killins, UCF, 2017 (96)
 Had a run of 80 yards or more.....L. Murray, UCF, 2012 (83)
 Had a run of 70 yards or more.....Taj McGowan, UCF, 2018 (71)
 Had a run of 60 yards or more.....Clayton Tune, Houston, 2019 (68)
 Had a run of 50 yards or more.....Journey Brown, Penn State, 2019 (56)

PASSING

Passed for 500 yards or more.....Dillon Gabriel, UCF, 2020 (601)
 Passed for 400 yards or more.....Dillon Gabriel, UCF, 2020 (601)
 Passed for 300 yards or more.....Dillon Gabriel, UCF, 2020 (601)
 Attempted 60 or more passes.....Holton Ahlers, ECU, 2018 (62)
 Attempted 50 or more passes.....Shane Buechele, SMU, 2019 (54)
 Attempted 40 or more passes.....Dillon Gabriel, UCF, 2020 (49)
 Attempted 35 or more passes.....Dillon Gabriel, UCF, 2020 (49)
 Completed 40 or more passes.....Greg Ward, Jr., Houston, 2016 (47)
 Completed 30 or more passes.....Dillon Gabriel, UCF, 2020 (35)
 Completed 25 or more passes.....Dillon Gabriel, UCF, 2020 (35)
 Threw for five or more TDs.....Dillon Gabriel, UCF, 2020 (5)
 Threw for four or more TDs.....Dillon Gabriel, UCF, 2020 (5)
 Threw for three or more TDs.....ULM, 2017 (6)
 Threw four or more interceptions.....Mike White, USF, 2013 (4)
 Threw three or more interceptions.....Christian Stewart, BYU, 2014 (3)
 Completed a pass for 90 or more yards.....Dillon Gabriel, UCF, 2020 (93)
 Completed a pass for 80 or more yards.....Dillon Gabriel, UCF, 2020 (93)
 Completed a pass for 70 or more yards.....Dillon Gabriel, UCF, 2020 (93)
 Completed a pass for 60 or more yards.....Dillon Gabriel, UCF, 2020 (93)
 Completed a pass for 50 or more yards.....Dillon Gabriel, UCF, 2020 (93)

RECEIVING

Caught 15 or more passes.....Linell Bonner, Houston, 2016 (17)
 Caught 10 or more passes.....Marlon Williams, UCF, 2020 (13)
 Had 200 or more yards receiving.....Reggie Roberson, SMU, 2020 (243)
 Had 175 or more yards receiving.....Marlon Williams, UCF, 2020 (191)
 Had 150 or more yards receiving.....Marlon Williams, UCF, 2020 (191)
 Had 125 yards or more receiving.....Marlon Williams, UCF, 2020 (191)
 Had 100 or more yards receiving.....Marlon Williams, UCF, 2020 (191)
 Caught three or more TD passes.....Al Okwuegunam, Missouri, 2018 (3)
 Caught two or more TD passes.....Jaylon Robinson, UCF, 2020 (2)

TOTAL OFFENSE

Had 500 or more yards of total offense.....Dillon Gabriel, UCF, 2020 (650)
 Had 400 or more yards of total offense.....Dillon Gabriel, UCF, 2020 (650)
 Had 300 or more yards of total offense.....Dillon Gabriel, UCF, 2020 (650)

SCORING

Accounted for six or more TDs.....Dillon Gabriel, UCF, 2020 (6 - 5 pass, 1 rush)
 Accounted for five or more TDs.....Dillon Gabriel, UCF, 2020 (6 - 5 pass, 1 rush)
 Accounted for four or more TDs.....Dillon Gabriel, UCF, 2020 (6 - 5 pass, 1 rush)
 Accounted for three or more TDs.....Dillon Gabriel, UCF, 2020 (6 - 5 pass, 1 rush)
 Scored five or more TDs.....J. Flanders, Tulsa, 2016 (5)
 Scored four or more TDs.....Caleb Evans, ULM, 2019 (4)
 Scored three or more TDs.....Corey Taylor II, Tulsa, 2019 (3 rush)
 Scored two or more TDs.....Jaylon Robinson, UCF, 2020 (2 receiving)
 Kicked four or more field goals.....Kevin Fitzpatrick, Tulsa, 2009 (4)
 Kicked three or more field goals.....Chris Naggar, SMU, 2020 (3)

DEFENSE

Intercepted two or more passes.....Gleason Sprewell, Houston, 2018 (2)
 Recovered two or more fumbles.....D. Mathews, Houston, 2013 (2)
 Forced two or more fumbles.....Micah Parsons, Penn State, 2019 (2)
 Returned a fumble for a touchdown.....Jordan Lewis, Southern, 2019 (74 yards)
 Recorded three or more sacks.....Nick Brents-Dawson, 2016 (3)
 Recorded two or more sacks.....Micah Parsons, Penn State, 2019 (2.0)
 Recorded five or more tackles for loss.....Haason Reddick, Temple, 2016 (5)
 Recorded four or more tackles for loss.....Chris Daley, USF, 2001 (4)
 Recorded three or more tackles for loss.....Micah Parsons, Penn State, 2019 (3.0)

SPECIAL TEAMS

Scored 10 or more points kicking.....Chris Naggar, SMU, 2020 (12)
 Kicked four or more field goals.....Kevin Fitzpatrick, Tulsa, 2009 (4)
 Kicked three or more field goals.....Chris Naggar, SMU, 2020 (3)
 Kicked a field goal of 50 yds or more.....Jake Verity, ECU, 2018 (52)
 Kicked a 70-yard punt.....Caleb Houston, UCF, 2013 (71)
 Kicked a 60-yard punt.....Thomas Bennett, Tulsa, 2018 (60)
 Totaled 150 or more kick return yards.....Sherman Badie, Tulane, 2017 (159)
 Totaled 100 or more kick return yards.....CJ Sanders, SMU, 2019 (113)
 Totaled 100 or more punt return yards.....Mario Hull, Rice, 2011 (121)
 Had a punt return of 50 or more yards.....Kenneth Acker, SMU, 2012 (59)
 Had a 100-yard kickoff return.....Fred Reed, Mississippi St., 2003

RECORD SECTION

SCORING INDIVIDUAL RECORDS

Most Points Scored (Min. 18)			
Rk	Pts	Player vs Opponent	Year
T1	24	Patrick Taylor Jr. at Houston	2017
T1	24	Anthony Miller at UConn	2017
T1	24	Curtis Steele vs Tulsa	2009
T1	24	DeAngelo Williams vs Chattanooga	2004
T1	24	DeAngelo Williams vs Houston	2004
T1	24	DeAngelo Williams vs ECU	2004
T1	24	Dante Brown vs Houston	2001
8	21	Riley Patterson vs Penn State	2019
T9	18	Antonio Gibson vs SMU	2019
T9	18	44 times last by Riley Patterson and Antonio Gibson vs SMU	2019

Most TDs Scored (Min. 3; Rush/Rec)			
Rk	TDs	Player vs Opponent	Year
T1	4	Patrick Taylor Jr. at Houston	2017
T1	4	Anthony Miller at UConn	2017
T1	4	Curtis Steele vs Tulsa	2009
T1	4	DeAngelo Williams vs Chattanooga	2004
T1	4	DeAngelo Williams vs Houston	2004
T1	4	DeAngelo Williams vs ECU	2004
T1	4	Dante Brown vs Houston	2001
T8	3	41 times last by Kenneth Gainwell at Tulsa	2019

TDs Responsible For (Min. 4; Pass/Rush)			
Rk	TDs	Player vs Opponent	Year
T1	7	Brady White vs UCF (6 pass, 1 rush)	2020
T1	7	Riley Ferguson at UConn (7 pass)	2017
T1	7	Riley Ferguson vs Bowling Green (6 pass, 1 rush)	2016
T1	7	Paxton Lynch vs SMU (7 pass)	2015
T1	7	Paxton Lynch vs BYU (4 pass, 3 rush)	2014
T6	6	Brady White at Houston (5 pass, 1 rush)	2019
T6	6	Riley Ferguson vs UCLA (6 pass)	2017
T8	5	Brady White vs Tulane (5 pass)	2019
T8	5	Brady White vs Mercer (5 pass)	2018
T8	5	Brady White vs Georgia State (5 pass)	2018
T8	5	Riley Ferguson vs SMU (3 rush, 2 pass)	2017
T8	5	Riley Ferguson vs Tulane (3 pass, 2 rush)	2017
T8	5	Paxton Lynch at Tulsa	2015
T8	5	Danny Wimprine vs Louisville	2004
T8	5	Danny Wimprine vs Murray State	2002
T8	5	Danny Wimprine vs Army	2001
T8	5	James Earl Wright vs Tulsa	1961
T18	4	34x, last by Darrell Henderson at UCF (3 rush, 1 pass)	2018

Most PAT Made Kicking (Min. 7)			
Rk	PAT	Player vs Opponent	Year
1	11	Jake Elliott vs Bowling Green	2016
2	10	Riley Patterson vs ECU	2017
T3	9	Riley Patterson vs Mercer	2018
T3	9	Riley Patterson vs SMU	2017
T3	9	Jake Elliott vs SMU	2015
T3	9	Jake Elliott at Tulsa	2015
T3	9	Jake Elliott vs Missouri State	2015
T3	9	Jake Elliott vs Austin Peay	2014
T3	9	Pete Weeks vs Louisville	1969
T10	8	Riley Patterson vs Georgia State	2018
T10	8	Riley Patterson at ECU	2018
T10	8	Riley Patterson vs Tulane	2017
T10	8	Joe Allison vs Tulane	1992
T10	8	Jack Carter vs Hardin-Simmons	1961
T15	7	15x, last Riley Patterson at USF	2019

Most Consecutive PAT Made (Min. 100)			
Rk	PAT	Player	Years
1	202	Jake Elliott (202/202)	2013-16
2	101	Ryan White (101/101)	1998-2001

Most Points Kicking (Min. 13)			
Rk	Pts	Player vs Opponent	Year
1	21	Riley Patterson vs Penn State	2019
T2	18	Riley Patterson vs SMU	2019

Most Points Kicking (Min. 13)			
Rk	Pts	Player vs Opponent	Year
T2	18	Ryan White vs UAB	1999
4	17	Stephen Gostkowski vs Arkansas State	2004
T5	16	Jake Elliott vs Tulsa	2014
T5	16	Ryan White vs Cincinnati	1998
T7	15	Jake Elliott at SMU	2016
T7	15	Jake Elliott at Houston	2013
T9	14	Jake Elliott at Bowling Green	2015
T9	14	Stephen Gostkowski vs Marshall	2005
T9	14	Stephen Gostkowski vs Ole Miss	2003
T9	14	Joe Allison vs Tulane	1992
T13	13	Riley Patterson vs Southern	2019
T13	13	Riley Patterson vs UCF	2017
T13	13	Jake Elliott vs Kansas	2016
T13	13	Jake Elliott vs Tulane	2015
T13	13	Jake Elliott at Kansas	2015
T13	13	Jake Elliott vs BYU	2014
T13	13	Matt Reagan vs UAB	2007
T13	13	Matt Reagan vs SMU	2007
T13	13	Stephen Gostkowski vs Louisville	2004
T13	13	Ryan White vs Arkansas State	2000
T13	13	Don Glosson vs Ole Miss	1983
T13	13	Rusty Bennett vs North Texas State	1977

Most Field Goals Made (Min. 4)			
Rk	FGs	Player vs Opponent	Year
1	6	Riley Patterson vs Penn State	2019
T2	5	Jake Elliott at Houston	2013
T2	5	Ryan White vs UAB	1999
T4	4	Riley Patterson vs SMU	2019
T4	4	Jake Elliott at Temple	2015
T4	4	Jake Elliott vs Tulsa	2014
T4	4	Matt Reagan vs UAB	2007
T4	4	Stephen Gostkowski vs Marshall	2005
T4	4	Stephen Gostkowski vs Arkansas State	2004
T4	4	Ryan White vs Arkansas State	2000
T4	4	Ryan White vs Cincinnati	1998
T4	4	Joe Allison vs Mississippi	1992
T4	4	Rusty Bennett vs North Texas	1977

Most Field Goals Attempted (Min. 4)			
Rk	Att	Player vs Opponent	Year
T1	6	Riley Patterson vs Penn State	2019
T1	6	Ryan White vs UAB	1999
T3	5	Jake Elliott at Temple	2015
T3	5	Jake Elliott vs Tulsa	2014
T3	5	Jake Elliott at Houston	2013
T6	4	Riley Patterson vs SMU	2019
T6	4	Riley Patterson at UCF	2017
T6	4	Riley Patterson vs Navy	2017
T6	4	Jake Elliott vs Kansas	2016
T6	4	Jake Elliott vs Tulane	2015
T6	4	Jake Elliott at Cincinnati	2014
T6	4	Matt Reagan vs Southern Miss	2009
T6	4	Matt Reagan vs UAB, Rice	2007
T6	4	Matt Reagan vs UAB, Houston	2006
T6	4	Trey Adams vs Chattanooga	2006
T6	4	Stephen Gostkowski vs Marshall	2005
T6	4	Stephen Gostkowski vs Arkansas State	2004
T6	4	Stephen Gostkowski vs Tennessee Tech	2003
T6	4	Ryan White vs Arkansas State	2000
T6	4	Ryan White vs Cincinnati	1998
T6	4	Joe Allison vs Mississippi	1992
T6	4	Rusty Bennett vs North Texas	1977

SCORING TEAM RECORDS

Most Points Scored			
Rk	Pts	Opponent	Year
1	77	vs Bowling Green	2016
T2	70	vs ECU	2017
T2	70	at UConn	2017
T2	70	vs Tampa	1949
5	69	vs Louisville	1969
T6	66	vs Mercer	2018
T6	66	vs SMU	2017
T6	66	at Tulsa	2015
9	64	vs Union University	1950
T10	63	vs Missouri State	2015

Most Points Scored			
Rk	Pts	Opponent	Year
T10	63	vs SMU	2015
T10	63	vs Austin Peay	2014
13	62	vs Tulane	1992

Most Touchdowns Scored			
Rk	TDs	Opponent	Year
T1	11	vs Bowling Green	2016
T1	11	vs Tampa	1949
T3	10	vs ECU	2017
T3	10	at UConn	2017
T3	10	vs Louisville	1969
T3	10	vs Union	1950
T7	9	8 times, last vs Mercer	2018

Most Rushing Touchdowns			
Rk	TDs	Opponent	Year
T1	7	vs SMU	2017
T1	7	vs Austin Peay	2014
T1	7	vs North Texas State	1971
T1	7	vs The Citadel	1962
T5	6	vs UConn	2018
T5	6	vs Houston	2018
T5	6	vs Tulane	2008
T5	6	vs Wichita State	1972
T5	6	vs Tulsa	1972
T5	6	vs Tulsa	1969
T5	6	vs Cincinnati	1969

Most Passing Touchdowns			
Rk	TDs	Opponent	Year
1	8	at UConn	2017
2	7	vs SMU	2015
T3	6	vs UCF	2020
T3	6	vs UCLA	2017
T3	6	vs Bowling Green	2016
T6	5	vs Tulane	2019
T6	5	at Houston	2019
T6	5	vs Mercer	2018
T6	5	vs Georgia State	2018
T6	5	vs SMU	2007
T6	5	vs Murray State	2002
T6	5	vs Louisville	1969
T6	5	at Tulsa	2015
T14	4	17x, last vs UCF	2017

Most Extra Points			
Rk	EP	Opponent	Year
1	11	vs Bowling Green	2016
T2	10	vs ECU	2017
T2	10	at UConn	2017
T4	9	vs Mercer	2018
T4	9	vs SMU	2017
T4	9	vs Missouri State	2015
T4	9	at Tulsa	2015
T4	9	vs SMU	2015
T4	9	vs Austin Peay	2014
T4	9	vs Louisville	1969
T11	8	5x, last vs Georgia State	2018

Most Field Goals Made			
Rk	FGs	Opponent	Year
1	6	vs Penn State	2019
T2	5	at Houston	2013
T2	5	vs UAB	1999
T4	4	vs SMU	2019
T4	4	at Temple	2015
T4	4	vs Tulsa	2014
T4	4	vs UAB	2007
T4	4	vs Marshall	2005
T4	4	vs Arkansas State	2004
T4	4	vs Cincinnati	1998
T4	4	vs Ole Miss	1992
T4	4	vs North Texas State	1976

Most Field Goals Attempted			
Rk	Att	Opponent	Year
T1	6	vs Penn State	2019
T1	6	vs UAB	1999
T1	6	vs North Texas State	1976

Most Field Goals Attempted			
Rk	Att	Opponent	Year
T3	5	at Temple	2015
T3	5	vs Tulsa	2014
T3	5	at Houston	2013
T6	4	16 times, last vs SMU	2019

Most Consecutive Field Goals Made		
Rk	FGs	Years
T1	16	2019-20
T1	16	1998-99
T1	16	1983-84

Most 2-Point Conversions Made			
Rk	No.	Opponent	Year
T1	2	vs UCF	2020
T1	2	Louisville	1998

RUSHING INDIVIDUAL RECORDS

Most Rushing Attempts			
Rk	Att	Player vs Opponent	Year
1	42	Marcus Holliday vs Tulane	1994
T2	39	Curtis Steele vs UTEP	2009
T2	39	DeAngelo Williams vs ECU	2005
4	38	Sam Craft at Cincinnati	2014
T5	37	DeAngelo Williams vs Ole Miss	2004
T5	37	Larry Porter vs Ole Miss	1993
T5	37	James King vs Wichita State	1977
8	36	DeAngelo Williams vs Southern Miss	2005
T9	35	DeAngelo Williams vs UTEP	2005
T9	35	Frank Fletcher vs Cincinnati	1994
T11	33	DeAngelo Williams vs Houston	2005
T11	33	DeAngelo Williams vs Houston	2004
T11	33	Marcus Holliday vs Arkansas	1994
T11	33	Dave Casinelli vs South Carolina	1963

Most Yards Rushing			
Rk	Yds	Player vs Opponent	Year
1	263	DeAngelo Williams vs USF	2004
2	262	DeAngelo Williams vs Houston	2004
3	260	Paul Gowen vs Tulsa	1969
4	240	Curtis Steele vs UTEP	2009
5	238	DeAngelo Williams vs Akron	2005
6	236	DeAngelo Williams vs UTEP	2005
7	233	Darrell Henderson vs Georgia State	2018
8	232	Curtis Steele vs Tulsa	2009
9	226	DeAngelo Williams vs ECU	2005
10	225	DeAngelo Williams vs ECU	2004
11	223	DeAngelo Williams vs Tulsa	2005
12	212	Darrell Henderson at Navy	2018
T13	210	Darrell Henderson at UCF	2018
T13	210	Dave Casinelli vs Houston	1963
15	209	Kenneth Gainwell at UL Monroe	2019
16	206	Larry Porter vs Arkansas State	1990
17	205	DeAngelo Williams vs Chattanooga	2005
18	203	Curtis Steele vs Arkansas State	2008
19	200	DeAngelo Williams vs Louisville	2004
T20	199	Darrell Henderson vs UCF	2018
T20	199	DeAngelo Williams vs USM	2004

Highest Average Per Carry (Min. 12)			
Rk	Avg	Player vs Opponent	Year
1	16.6	Darrell Henderson vs Georgia State	2018
2	16.3	Darrell Henderson at Navy	2018
3	15.8	Richard Williams vs Georgia Tech	1980
4	15.3	Paul Gowen vs Tulsa	1969
5	14.9	Kenneth Gainwell at UL Monroe	2019
6	14.7	Darrell Henderson vs SMU	2017
7	14.1	Darrell Henderson vs UCF	2017
8	13.1	Darrell Henderson at UCF	2018
9	12.2	Curtis Steele vs Tulsa	2009
10	11.0	DeAngelo Williams vs Army	2002

Longest Run From Scrimmage			
Rk	Yds	Player vs Opponent	Year
1	95	Keith White vs Arkansas State	1948
T2	92	Herb Covington vs Cincinnati	1966
T2	92	Sonny Parsons vs The Citadel	1961
T4	89	Keith Benton vs Louisville	1990

RECORD SECTION

LONGEST RUN FROM SCRIMMAGE			
RK	YDS	PLAYER VS OPPONENT	YEAR
T4	89	Jack Scott vs Union	1948

MOST RUSHING TOUCHDOWNS			
RK	TDS	PLAYER VS OPPONENT	YEAR
T1	4	Patrick Taylor Jr at Houston	2017
T1	4	Curtis Steele vs Tulsa	2009
T1	4	DeAngelo Williams vs Chattanooga	2004
T1	4	DeAngelo Williams vs Houston	2004
T1	4	DeAngelo Williams vs ECU	2004
T1	4	Dante Brown vs Houston	2001
T7	3	35 times (last Patrick Taylor Jr. at USF)	2019

RUSHING TEAM RECORDS

MOST RUSHING ATTEMPTS			
RK	ATT	OPPONENT	YEAR
1	81	vs North Texas State	1971
2	77	vs Wichita State	1972
3	76	vs North Texas State	1979
T4	70	vs Georgia Tech	1981
T4	70	vs Virginia Tech	1970

FEWEST RUSHING ATTEMPTS			
RK	ATT	OPPONENT	YEAR
T1	19	vs UCF	2006
T1	19	vs Arkansas	1998
3	20	vs Mississippi	1998

MOST YARDS RUSHING			
RK	YDS	OPPONENT	YEAR
1	536	vs Arkansas State	1950
2	507	vs Tulsa	1969
3	485	vs Wichita State	1970
4	456	vs North Texas State	1971
5	436	vs Tulsa	1972
6	419	vs The Citadel	1962

FEWEST YARDS RUSHING			
RK	YDS	OPPONENT	YEAR
T1	-14	vs SMU	2011
T1	-14	vs Houston	1998

MOST RUSHING TOUCHDOWNS			
RK	TDS	OPPONENT	YEAR
T1	7	vs SMU	2017
T1	7	vs Austin Peay	2014
T1	7	vs North Texas State	1971
T1	7	vs The Citadel	1962
T4	6	vs UConn	2018
T4	6	vs Houston	2018
T4	6	vs Tulane	2008
T4	6	vs Wichita State	1972
T4	6	vs Tulsa	1972
T4	6	vs Cincinnati	1969

PASSING INDIVIDUAL RECORDS

MOST PASSING ATTEMPTS			
RK	ATT	PLAYER VS OPPONENT	YEAR
T1	60	Martin Hankins vs ECU	2007
T1	60	Martin Hankins vs Ole Miss	2007
T1	60	Danny Wimprine vs Mississippi State	2003
4	59	Martin Hankins vs SMU	2007
5	55	Arkelon Hall vs Louisville	2008
T6	53	Riley Ferguson at Houston	2017
T6	53	Paxton Lynch vs Ole Miss	2015
T6	53	Danny Wimprine vs USF	2002
T9	51	Brady White vs Penn State	2019
T9	51	Arkelon Hall vs Marshall	2008
T9	51	Danny Wimprine vs USF	2003
12	50	Brady White vs UCF	2020
13	49	Riley Ferguson at UCF	2017
T14	48	Riley Ferguson at UConn	2017
T14	48	Will Hudgens vs ECU	2009
T14	48	Martin Hankins vs Southern Miss	2007

MOST PASSING ATTEMPTS			
RK	ATT	PLAYER VS OPPONENT	YEAR
T14	48	Danny Wimprine vs Mississippi State	2002
T18	46	Riley Ferguson vs USF	2016
T18	46	Riley Ferguson at Ole Miss	2016
T18	46	Paxton Lynch vs BYU	2014
T18	46	Danny Wimprine vs Louisville	2004

MOST PASS COMPLETIONS			
RK	CMP	PLAYER VS OPPONENT	YEAR
1	41	Martin Hankins vs Ole Miss	2007
2	39	Paxton Lynch vs Ole Miss	2015
3	35	Martin Hankins vs Southern Miss	2007
T4	34	Brady White vs UCF	2020
T4	34	Riley Ferguson at UConn	2017
T4	34	Martin Hankins vs ECU	2007
T7	33	Riley Ferguson at Houston	2017
T7	33	Will Hudgens vs ECU	2009
T7	33	Arkelon Hall vs Louisville	2008
T10	32	Brady White vs Penn State	2019
T10	32	Paxton Lynch at Tulsa	2015
T10	32	Danny Wimprine vs UAB	2003
T10	32	Danny Wimprine vs Mississippi State	2003
T10	32	Danny Wimprine vs USF	2002
T15	30	Riley Ferguson vs UCF	2017
T15	30	Riley Ferguson vs Houston	2016
T15	30	Riley Ferguson at Ole Miss	2016
T15	30	Will Hudgens vs Marshall	2007
T15	30	Martin Hankins vs SMU	2007
T20	29	Riley Ferguson vs USF	2016
T20	29	Paxton Lynch at Bowling Green	2015
T20	29	Arkelon Hall vs Rice	2008
T20	29	Brady White at SMU	2020
T24	28	Brady White at Temple	2019
T24	28	Will Hudgens vs Southern Miss	2009
T24	28	Arkelon Hall vs Marshall	2008
T27	27	Riley Ferguson at Tulsa	2017
T27	27	Riley Ferguson at UCF	2017
T27	27	Paxton Lynch vs Houston	2014
T27	27	Paxton Lynch at UCLA	2014

MOST YARDS PASSING			
RK	YDS	PLAYER VS OPPONENT	YEAR
1	486	Brady White vs UCF	2020
T2	471	Riley Ferguson at Houston	2017
T2	471	Riley Ferguson at UCF	2017
4	454	Brady White vs Penn State	2019
5	447	Paxton Lynch at Tulsa	2015
6	431	Riley Ferguson at UConn	2017
7	416	Martin Hankins vs ECU	2007
8	412	Paxton Lynch vs Cincinnati	2015
9	409	Riley Ferguson vs Houston	2016
T10	398	Riley Ferguson vs UCLA	2017
T10	398	Danny Wimprine vs Mississippi State	2003
12	396	Martin Hankins vs Southern Miss	2007
13	386	Paxton Lynch at Bowling Green	2015
14	384	Paxton Lynch vs Ole Miss	2015
15	373	Arkelon Hall vs Rice	2008
16	364	Arkelon Hall vs Marshall	2008
17	363	Brady White at Temple	2019
18	362	Brady White at ECU	2018
19	361	Danny Wimprine vs Louisville	2004
20	359	Riley Ferguson vs Bowling Green	2016
T21	358	Brady White vs Tulane	2019
T21	358	Brady White vs Mercer	2018
23	356	Danny Wimprine vs Arkansas State	2004
T24	355	Martin Hankins vs Tulane	2007
T24	355	Danny Wimprine vs Ole Miss	2003
T24	355	Rusty Trail vs Southern Miss	1988

HIGHEST AVERAGE GAIN/COMPLETION			
RK	YDS	PLAYER VS OPPONENT (CMP-YDS)	YEAR
1	33.22	Riley Ferguson vs ECU (9-299)	2017
2	29.22	Danny Wimprine vs Chattanooga (9-263)	2004
3	28.25	Neil Suber vs ECU (8-226)	1999
4	28.10	Keith Benton vs UCF (7-197)	1990
5	24.85	Lloyd Patterson vs North Texas (7-171)	1977

HIGHEST AVERAGE GAIN/COMPLETION			
RK	YDS	PLAYER VS OPPONENT (CMP-YDS)	YEAR
6	24.77	Bernard Oden vs Michigan St. (9-223)	1997
T7	24.67	Paxton Lynch vs SMU (9-222)	2015
T7	24.67	Neil Suber vs Tennessee (9-222)	1999
9	23.88	Lloyd Patterson vs USM (9-215)	1977
10	23.83	Will Hudgens vs UCF (6-143)	2009

MOST TOUCHDOWN PASSES			
RK	TDS	PLAYER VS OPPONENT	YEAR
T1	7	Riley Ferguson at UConn	2017
T1	7	Paxton Lynch vs SMU	2015
T3	6	Riley Ferguson vs UCLA	2017
T3	6	Riley Ferguson vs Bowling Green	2016
T3	6	Brady White vs UCF	2020
T6	5	Brady White at Houston	2019
T6	5	Brady White vs Tulane	2019
T6	5	Brady White vs Mercer	2018
T6	5	Brady White vs Georgia State	2018
T6	5	Danny Wimprine vs Murray State	2002
T10	4	Riley Ferguson at UCF	2017
T10	4	Riley Ferguson at Tulsa	2017
T10	4	Riley Ferguson vs Bowling Green	2016
T10	4	Riley Ferguson vs Houston	2016
T10	4	Riley Ferguson at SMU	2016
T10	4	Paxton Lynch at Tulsa	2015
T10	4	Paxton Lynch vs UConn	2014
T10	4	Paxton Lynch vs BYU	2014
T10	4	Tyler Bass vs UT Martin	2009
T10	4	Arkelon Hall vs UAB	2008
T10	4	Martin Hankins vs ECU	2007
T10	4	Martin Hankins vs Southern Miss	2007
T10	4	Martin Hankins vs SMU	2007
T10	4	Danny Wimprine vs Bowling Green	2004
T10	4	Danny Wimprine vs Louisville	2004
T10	4	Danny Wimprine vs ECU	2003
T10	4	Danny Wimprine vs Louisville	2002
T10	4	Danny Wimprine vs Army	2001
T10	4	Steve Matthews vs Tulane	1992

MOST INTERCEPTIONS THROWN			
RK	INTS	PLAYER VS OPPONENT	YEAR
T1	5	Martin Hankins vs ECU	2006
T1	5	Danny Wimprine vs Mississippi State	2002
T1	5	Darrell Martin vs Vanderbilt	1980
T1	5	Keith Benton vs Missouri	1990
T5	4	Several tied; last Hankins vs Ole Miss	2007

PASSING TEAM RECORDS

MOST PASSING ATTEMPTS			
RK	ATT	OPPONENT	YEAR
T1	61	vs Ole Miss	2007
T1	61	vs ECU	2007
T1	61	vs SMU	2007
T1	61	vs Mississippi State	2003
5	56	vs Louisville	2008
T6	55	at UConn	2017
T6	55	vs USF	2002
T8	54	vs Marshall	2008
T8	54	vs Tulane	2000
T10	53	at Houston	2017
T10	53	vs Ole Miss	2015
T12	51	vs Penn State	2019
T12	51	vs USF	2003
14	50	vs UCF	2020
T15	49	at UCF	2017
T15	49	vs ECU	2009
T15	49	vs Southern Miss	2007
18	48	vs Ole Miss	2002
T19	47	at Ole Miss	2016
T19	47	vs Marshall	2011
T19	47	vs Mississippi State	1993

FEWEST PASSING ATTEMPTS			
RK	ATT	OPPONENT	YEAR
1	3	vs Arkansas State	1982

MOST PASSING COMPLETIONS			
RK	CMP	OPPONENT	YEAR
1	41	vs Ole Miss	2007
T2	39	at UConn	2017
T2	39	vs Ole Miss	2015
4	35	vs Southern Miss	2007
T5	34	vs UCF	2020
T5	34	vs Louisville	2008
T5	34	vs ECU	2007
T8	33	at Houston	2017
T8	33	vs ECU	2009
T8	33	vs USF	2002
T11	32	vs Penn State	2019
T11	32	at Houston	2015
T11	32	at Tulsa	2015
T11	32	vs SMU	2007
T11	32	vs Mississippi State	2003
T11	32	vs UAB	2003
17	31	at Ole Miss	2016
T18	30	vs Houston	2016
T18	30	vs Marshall	2007
T18	30	vs Mississippi State	1993
T18	30	at UCF	2017
T22	29	vs USF	2016
T22	29	at Bowling Green	2015
T22	29	vs Rice	2008
T22	29	vs Marshall	2008
T22	29	at SMU	2020
T27	28	at Temple	2019
T27	28	at Tulsa	2017
T27	28	vs Southern Miss	2009

FEWEST PASS COMPLETIONS			
RK	CMP	OPPONENT	YEAR
1	1	five times (last vs Marshall)	2005

MOST PASSING YARDS			
RK	YDS	OPPONENT	YEAR
1	486	vs UCF	2020
2	480	at UConn	2017
T3	471	at Houston	2017
T3	471	at UCF	2017
5	454	vs Penn State	2019
6	447	at Tulsa	2015
7	416	vs ECU	2007
8	412	vs Cincinnati	2015
9	409	vs Houston	2016
T10	398	vs UCLA	2017
T10	398	vs Mississippi State	2003
12	396	vs Southern Miss	2007
13	395	vs Bowling Green	2016

RECORD SECTION

MOST PASSES HAD INTERCEPTED			
RK	INT	OPPONENT	YEAR
T1	5	vs New Mexico	1986

RECEIVING INDIVIDUAL RECORDS

MOST PASS RECEPTIONS

RK	REC	PLAYER VS OPPONENT	YEAR
T1	15	Anthony Miller at UConn	2017
T1	15	Anthony Miller vs Houston	2016
3	14	Anthony Miller at UCF	2017
4	13	Maurice Avery vs UAB	2003
T5	12	Anthony Miller vs Tulsa	2016
T5	12	Steven Black vs SMU	2007
T7	11	Anthony Miller vs Western Kentucky	2016
T7	11	Tannar Rehrer vs Rice	2011
T7	11	Duke Calhoun vs Southern Miss	2009
T7	11	Carlos Singleton vs Marshall	2008
T11	10	Damonte Coxie at ECU	2018
T11	10	Anthony Miller at Houston	2017
T11	10	Anthony Miller vs Navy	2017
T11	10	Anthony Miller vs USF	2016
T11	10	Anthony Miller at Ole Miss	2016
T11	10	Anthony Miller vs Ole Miss	2015
T11	10	Keiwone Malone vs MTSU	2012
T11	10	Marcus Rucker vs Middle Tennessee	2012
T11	10	Tannar Rehrer vs Middle Tennessee	2011
T11	10	Duke Calhoun vs Ole Miss	2007
T11	10	Darron White vs Mississippi State	2003
T11	10	Richie Floyd vs Arkansas State	1997
T11	10	Isaac Bruce vs Southwestern La.	1993
T11	10	Mac Cody vs Mississippi State	1993
T11	10	Russell Copeland vs Mississippi State	1992
T11	10	Russell Copeland vs Tennessee	1992

MOST YARDS RECEIVING

RK	YDS	PLAYER VS OPPONENT	YEAR
1	250	Anthony Miller vs Tulsa	2016
2	224	Anthony Miller at UConn	2017
3	203	Kenneth Gainwell vs Tulane	2019
4	195	Anthony Miller at UCF	2017
5	186	Bob Sherlag vs Mississippi State	1965
6	185	Anthony Miller vs UCLA	2017
7	178	Anthony Miller at Houston	2017
8	177	Marcus Rucker vs Middle Tennessee	2012
9	176	Damonte Coxie at ECU	2018
T10	174	Duke Calhoun vs UT Martin	2009
T10	174	Ryan Roskelley vs Tulsa	1994
12	173	Maurice Jones vs Rice	2008
13	172	Richie Floyd vs Tulane	1996
14	165	Damonte Coxie vs Cincinnati	2019
15	163	Anthony Miller vs SMU	2017
16	162	Duke Calhoun vs UCF	2009
17	161	Sean Dykes at UCF	2017
18	160	Bill Robertson vs Arkansas State	1950
T19	159	Duke Calhoun vs UAB	2007
T19	159	Preston Riley vs Louisville	1968
21	158	Carlos Singleton vs Marshall	2008
22	156	Anthony Miller vs Cincinnati	2015
T23	155	Marcus Rucker vs Southern Miss	2010
T23	155	Richie Floyd vs Cincinnati	1997
25	153	Anthony Miller vs USF	2016

AVG. GAIN/RECEPTION (MIN. 3 REC.)

RK	AVG	PLAYER VS OPPONENT	YEAR
1	53.6	Sean Dykes at UCF (3-161)	2017
2	40.5	Duke Calhoun vs UCF (4-162)	2009
3	39.8	Duke Calhoun vs UAB (4-159)	2007
4	38.8	Marcus Rucker vs USM(4-155)	2010
5	37.6	Tavarious Davis vs Ole Miss (3-113)	2003
6	36.3	Antoine Harden vs Army (3-109)	2001
7	34.3	Ryan Scott vs Akron (3-103)	2005
8	33.8	DeAngelo Williams vs TTU (4-135)	2003
9	33.0	Darrius Blevins vs Tulane (4-132)	1997
10	32.7	Tevin Jones at Bowling Green (3-98)	2015
11	32.0	Earnest Williams vs Tulane (3-96)	2007
12	31.8	Preston Riley vs Louisville (5-159)	1968
13	29.8	Duke Calhoun vs Rice (4-119)	2007
14	29.5	Billy Foster vs APSU (4-118)	2011
15	29.3	Maurice Jones vs Tulane (4-117)	2007

AVG. GAIN/RECEPTION (MIN. 3 REC.)

RK	AVG	PLAYER VS OPPONENT	YEAR
16	29.0	Ryan Roskelley vs Tulsa (6-174)	1994
17	28.3	Darron White vs ASU (3-85)	2004
18	28.2	Duke Calhoun vs Marshall (5-141)	2009
19	28.0	Robert Douglas vs ASU (3-84)	2004
20	27.7	Sam Craft vs UT Martin (3-83)	2013
21	27.3	Duke Calhoun vs UCF (4-109)	2006
22	27.3	Mose Frazier vs USF (3-82)	2014
T23	27.0	Damonte Coxie at South Alabama (3-81)	2019
T23	27.0	Keiwone Malone at Louisville (3-81)	2013
T23	27.0	Chris Kelley vs BGSU (4-108)	2004
26	26.3	Billy Foster vs UAB (3-79)	2011
T27	26.0	Roderick Proctor vs Cincinnati (3-78)	2015
T27	26.0	Darren Garcia vs North Texas (4-104)	2003
29	25.8	Duke Calhoun vs UTEP (5-129)	2006
T30	24.7	Tevin Jones at UCLA (3-74)	2014
T30	24.7	Maurice Jones vs Rice (3-74)	2007

MOST TOUCHDOWN RECEPTIONS

RK	TDS	PLAYER VS OPPONENT	YEAR
1	4	Anthony Miller at UConn	2017
T2	3	Anthony Miller at UCF	2017
T2	3	Anthony Miller vs Western Kentucky	2016
T2	3	Carlos Singleton vs SMU	2007
T2	3	Russell Copeland vs Tennessee	1992
T2	3	Stan Davis vs Ole Miss	1971
T2	3	Bob Sherlag vs Mississippi State	1965
T2	3	Don Coffey vs Tulsa	1961

LONGEST PASS RECEPTION

RK	YDS	PLAYER VS OPPONENT	YEAR
1	94	Earnest Gray vs Houston	1978
2	93	Billy Foster vs Austin Peay State	2011
T3	92	Tavarious Davis vs Ole Miss	2003
T3	92	Damien Dodson vs Houston	1998
5	89	Anthony Miller vs ECU	2017
6	85	Duke Calhoun vs UT Martin	2009
T7	84	Anthony Miller vs Kansas	2016
T7	84	Chris Martin vs Southern Miss	1988
T7	84	Edwin Lovelady vs Arkansas State	1984
10	83	Derrick Crawford vs Arkansas State	1983
T11	82	Anthony Miller vs Cincinnati	2015
T11	82	Ryan Scott vs UAB	2006
T11	82	Ken Coutain vs Tennessee	1999
T11	82	Damien Dodson vs ECU	1998
T11	82	Teofilo Riley vs Houston	1996
T11	82	Harold Sterling vs Southern Miss	1960
17	81	Marcus Rucker vs Southern Miss	2010
T18	80	Duke Calhoun vs Marshall	2009
T18	80	Steven Black vs Arkansas State	2007
T18	80	DeAngelo Williams vs TTU	2003
T18	80	Russell Copeland vs ECU	1992
22	79	Jerry Harris vs Florida State	1984
23	76	Russell Copeland vs UCF	1990
T24	75	Patrick Taylor Jr. vs Mercer	2018
T24	75	Damonte Coxie at ECU	2018
T24	75	Billy Moody vs Virginia Tech	1985
T24	75	Enis Jackson vs Mississippi State	1984

MOST CONSECUTIVE GAMES WITH A RECEPTION

RK	GMS	PLAYER
1	49	Duke Calhoun
2	37	Phil Mayhue
3	36	Anthony Miller
4	35	Damonte Coxie
5	28	Carlos Singleton
6	27	Russell Copeland
7	26	Earnest Gray
8	24	Darron White
T9	22	Bunkie Perkins
T9	22	Isaac Bruce
T9	22	Ryan Roskelley

TOTAL OFFENSE INDIVIDUAL RECORDS

MOST OFFENSIVE PLAYS (MIN. 50)

RK	NO.	PLAYER VS OPPONENT	YEAR
1	68	Martin Hankins vs ECU	2007
T2	66	Arkelon Hall vs Louisville	2008
T2	66	Danny Wimprine vs USF	2002
T4	63	Martin Hankins vs Ole Miss	2007
T4	63	Danny Wimprine vs Mississippi State	2003
T6	62	Brady White vs Penn State	2019
T6	62	Martin Hankins vs SMU	2007
8	61	Paxton Lynch vs Ole Miss	2015
T9	60	Arkelon Hall vs Marshall	2008
T9	60	Bernard Oden vs Minnesota	1997
11	59	Paxton Lynch vs BYU	2014
12	58	Brady White vs UCF	2020
13	57	Riley Ferguson at Houston	2017
14	56	Riley Ferguson vs Western Kentucky	2016
T15	54	Qadry Anderson vs Louisville	1996
T15	54	Billy Fletcher vs Wake Forest	1965
17	53	Danny Wimprine vs USF	2003
T18	52	Paxton Lynch vs Houston	2014
T18	52	Danny Wimprine vs Louisville	2004
T18	52	Steve Matthews vs Louisville	1993
T21	51	6x last Riley Ferguson at UCF	2017

MOST TOTAL OFFENSE (MIN. 350)

RK	YDS	PLAYER VS OPPONENT	YEAR
1	516	Brady White vs UCF	2020
2	466	Riley Ferguson at UCF	2017
3	465	Riley Ferguson at Houston	2017
4	464	Paxton Lynch vs Cincinnati	2015
5	453	Paxton Lynch at Tulsa	2015
6	431	Brady White vs Penn State	2019
7	420	Riley Ferguson at UConn	2017
8	414	Riley Ferguson vs Houston	2016
9	409	Arkelon Hall vs Rice	2008
10	405	Martin Hankins vs ECU	2007
11	403	Paxton Lynch at Bowling Green	2015
T12	394	Riley Ferguson vs UCLA	2017
T12	394	Paxton Lynch vs Ole Miss	2015
14	390	Martin Hankins vs Southern Miss	2007
T15	386	Paxton Lynch vs Tulane	2015
T15	386	Danny Wimprine vs Louisville	2004
T17	383	Danny Wimprine vs Arkansas State	2004
T17	383	Danny Wimprine vs Mississippi State	2003
19	378	Brady White vs Mercer	2018
20	376	Danny Wimprine vs Ole Miss	2003
21	375	Rusty Trail vs Southern Miss	1988
22	373	Tyler Bass vs UT Martin	2009
T23	372	Riley Ferguson vs USF	2016
T23	372	Arkelon Hall vs Louisville	2008
25	368	Paxton Lynch at Kansas	2015

AVG. GAIN/PLAY (MIN. 25 PLAYS)

RK	AVG	PLAYER VS OPPONENT	YEAR
1	12.5	Riley Ferguson vs Houston	2016
2	12.3	Riley Ferguson at UCF	2017
3	12.1	Brady White vs Mercer	2018
4	12.0	Riley Ferguson at UConn	2017
5	11.7	Paxton Lynch vs Tulane	2015
6	11.5	Danny Sparkman vs Cincinnati	1984
7	11.3	Riley Ferguson vs USF	2016
8	10.9	Brady White vs Tulane	2019
9	10.8	Martin Hankins vs UAB	2007
T10	10.7	Brady White at ECU	2018
T10	10.7	Danny Wimprine vs Ole Miss	2003
12	10.6	Taylor Reed vs Austin Peay State	2011
13	10.4	Paxton Lynch at SMU	2014
14	10.2	Steve Matthews vs ECU	1992
T15	9.6	Paxton Lynch at Cincinnati	2014
T15	9.6	Ryan Williams vs ECU	2010

TOTAL OFFENSE TEAM RECORDS

MOST OFFENSIVE PLAYS

RK	NO.	OPPONENT	YEAR
1	108	vs SMU	2007

MOST OFFENSIVE PLAYS

RK	NO.	OPPONENT	YEAR
2	100	at UConn	2017
3	97	vs BYU	2014
T4	96	at Tulsa	2015
T4	96	vs Ole Miss	2007
6	95	vs UCF	2020
T7	94	vs Ole Miss	2015
T7	94	at Cincinnati	2014
T9	92	vs Houston	2018
T9	92	vs Murray State	1985
T11	91	vs Ole Miss	1983
T11	91	vs Southwestern Louisiana	1983
13	90	at Bowling Green	2015
T14	89	at USF	2019
T14	89	vs ECU	2007
T14	89	vs Rice	2007
T14	89	vs Mississippi State	2003
T14	89	vs USF	2003
T14	89	vs Louisville	1968
T14	89	vs North Texas State	1971
T14	89	at UCF	2017
22	88	vs Arkansas State	2004
T23	87	vs Mississippi State	2011
T23	87	vs Ole Miss	2004

FEWEST OFFENSIVE PLAYS

RK	NO.	OPPONENT	YEAR
1	30	vs Ole Miss	1964

MOST TOTAL YARDS

RK	YDS	OPPONENT	YEAR
1	753	at UCF	2017
2	752	vs Mercer	2018
3	711	at UConn	2017
4	704	at Tulsa	2015
5	703	vs UCF	2020

RECORD SECTION

MOST PUNTS			
RK	NO.	PLAYER	YEAR
T12	10	Tom Hornsey vs Middle Tennessee	2010
T12	10	Tom Hornsey vs Louisville	2010
T12	10	Matt Reagan vs Middle Tennessee	2009
T12	10	Ben Graves vs Mississippi State	2000
T12	10	James Gaither vs Southern Miss	2001
T12	10	Drew Pairamore vs Louisville	1996
T12	10	Mike Coughlin vs Southwestern La.	1995

MOST YARDS PUNTED			
RK	YDS	PLAYER VS OPPONENT	YEAR
1	492	Hugh Owens vs Texas A&M	1979
2	475	Tom Hornsey vs SMU	2011
T3	471	Tom Hornsey vs Rice	2011
T3	471	Tom Hornsey vs Southern Miss	2011
5	450	James Gaither vs Southern Miss	2001
6	442	Ben Graves vs Mississippi State	2000
7	438	Tom Hornsey vs Mississippi State	2010
8	433	Hugh Owens vs Texas A&M	1978
9	423	Hugh Owens vs Houston	1978
10	421	Stan Weaver vs Vanderbilt	1982
11	419	Tom Hornsey vs Louisville	2010
12	417	Tom Hornsey vs Middle Tennessee	2010
T13	416	Matt Reagan vs Middle Tennessee	2009
T13	416	Paul Wilson vs South Carolina	1972

HIGHEST PUNTING AVERAGE (2 PUNTS MIN.)			
RK	AVG	PLAYER VS OPPONENT	YEAR
1	54.7	Adam Williams at UL Monroe (3-164)	2019
2	53.7	Spencer Smith vs Temple (3-161)	2016
3	53.5	Matt Reagan vs Marshall (6-321)	2009
4	53.0	Brent Sutherland vs Rice (2-106)	2007
T5	52.7	Spencer Smith vs Cincinnati (6-316)	2015
T5	52.7	Tom Hornsey vs Tulane (3-158)	2012
7	52.5	Michael Gibson vs UAB (2-105)	2005
8	52.3	James Gaither vs Army (4-209)	2001
T9	52.0	Adam Williams vs South Alabama (2-104)	2018
T9	52.0	Spencer Smith vs SIU (2-104)	2017
T9	52.0	Spencer Smith vs SMU (2-104)	2015
T9	52.0	Preston Watts vs Union	1942
13	51.7	Tom Hornsey at Houston (3-155)	2013
T14	51.3	Adam Williams vs Tulane (3-154)	2019
T14	51.3	Spencer Smith vs Kansas (3-154)	2016
T16	51.0	Spencer Smith vs Austin Peay	2014
T16	51.0	Matt Reagan vs ECU (4-204)	2009
T16	51.0	Brent Sutherland vs Nicholls St. (2-102)	2008
18	50.9	Michael Gibson vs Tennessee (7-356)	2006
19	50.8	Adam Williams at SMU (4-203)	2018
20	50.5	Tom Hornsey vs Temple (4-202)	2013

LONGEST PUNT			
RK	YDS	PLAYER VS OPPONENT	YEAR
1	85	Roland Eveland vs Washington	1950
2	79	Tom Hornsey vs Duke	2013
3	78	Jeff Fite vs Alabama	1989
4	77	Adam Williams at UL Monroe	2019
5	76	Adam Williams vs Tulane	2019
6	73	Michael Gibson vs Tennessee	2006
7	72	Spencer Smith vs Cincinnati	2015
8	71	Olie Cordill vs West Texas State	1963
T9	70	Tom Hornsey vs UT Martin	2013
T9	70	Brent Sutherland vs Florida Atlantic	2007
T9	70	Michael Gibson vs Tennessee	2006
T9	70	Michael Gibson vs Marshall	2005
T9	70	Russell Richards vs Florida State	1980

PUNTING TEAM RECORDS

MOST PUNTS			
RK	NO.	OPPONENT	YEAR
1	13	vs Texas A&M	1979
T2	12	vs SMU	2011
T2	12	vs Michigan	1995
T2	12	vs Southwestern Louisiana	1986
T2	12	vs Texas A&M	1978

MOST PUNTS			
RK	NO.	OPPONENT	YEAR
T2	12	vs South Carolina	1972
T7	11	vs Southern Miss	2011
T7	11	vs Mississippi State	2000
T7	11	vs Ole Miss	1999
T7	11	vs Houston	1978
T7	11	vs West Texas State	1968

MOST YARDS PUNTED			
RK	YDS	OPPONENT	YEAR
1	492	vs Texas A&M	1979
2	475	vs SMU	2011
T3	471	vs Rice	2011
T3	471	vs Southern Miss	2011
T5	450	vs UTEP	2005
T5	450	vs Southern Miss	2001
7	442	vs Mississippi State	2000
8	438	vs Mississippi State	2010
9	433	vs Texas A&M	1978
10	423	vs Houston	1978

FEWEST YARDS PUNTED			
RK	YDS	OPPONENT	YEAR
1	11	vs Southern Miss	1977

HIGHEST PUNTING AVERAGE (MIN. 2 PUNTS)			
RK	AVG	OPPONENT	YEAR
1	54.7	at UL Monroe	2019
2	53.5	vs Marshall	2009
3	53.0	vs Rice	2007
4	52.7	vs Cincinnati	2015
5	52.7	vs Tulane	2012
6	52.5	vs UAB	2005
7	52.3	vs Army	2001
T8	52.0	vs South Alabama	2018
T8	52.0	vs Houston	2004
10	51.7	at Houston	2013
11	51.3	vs Tulane	2019
T12	51.0	vs Austin Peay	2014
T12	51.0	vs ECU	2009
13	50.9	vs Tennessee	2006
14	50.8	at SMU	2018
15	50.5	at Kansas	2015

LOWEST PUNTING AVERAGE			
RK	AVG	OPPONENT	YEAR
1	11.0	vs Southern Miss	1977

KICKING INDIVIDUAL RECORDS

MOST POINTS KICKING			
RK	PTS	PLAYER VS OPPONENT	YEAR
1	21	Riley Patterson vs Penn State	2019
T2	18	Riley Patterson vs SMU	2019
T2	18	Ryan White vs UAB	1999
4	17	Stephen Gostkowski vs Arkansas State	2004
T5	16	Jake Elliott vs Tulsa	2014
T5	16	Ryan White vs Cincinnati	1998
T7	15	Jake Elliott at SMU	2016
T7	15	Jake Elliott at Houston	2013
T9	14	Jake Elliott at Bowling Green	2015
T9	14	Stephen Gostkowski vs Marshall	2005
T9	14	Stephen Gostkowski vs Ole Miss	2003
T9	14	Joe Allison vs Tulane	1992

MOST PAT ATTEMPTED			
RK	ATT	PLAYER VS OPPONENT	YEAR
1	11	Jake Elliott vs Bowling Green	2016
2	10	Riley Patterson vs ECU	2017
T3	9	Riley Patterson vs Mercer	2018
T3	9	Riley Patterson vs SMU	2017
T3	9	Jake Elliott vs SMU	2015
T3	9	Jake Elliott at Tulsa	2015
T3	9	Jake Elliott vs Missouri State	2015
T3	9	Jake Elliott vs Austin Peay	2014
T3	9	Pete Weeks vs Louisville	1969
T10	8	Riley Patterson vs UConn	2018

MOST PAT ATTEMPTED			
RK	ATT	PLAYER VS OPPONENT	YEAR
T10	8	Riley Patterson at ECU	2018
T10	8	Riley Patterson vs GSU	2018
T10	8	Riley Patterson vs Tulane	2017
T10	8	Joe Allison vs Tulane	1992
T10	8	Jack Carter vs Hardin-Simmons	1961
T16	7	Riley Patterson vs Southern	2019
T16	7	Riley Patterson at USF	2019
T16	7	Riley Patterson vs South Alabama	2018
T16	7	Riley Patterson vs Houston	2018
T16	7	Riley Patterson at UCF	2017
T16	7	Jake Elliott at Kansas	2015
T16	7	Jake Elliott vs BYU	2014
T16	7	Matt Reagan vs SMU	2007
T16	7	Stephen Gostkowski vs Chattanooga	2005
T16	7	Stephen Gostkowski vs Chattanooga	2004
T16	7	Stephen Gostkowski vs Tulane	2004
T16	7	W.D. Weeks vs Wichita State	1970
T16	7	Roger Carter vs Cincinnati	1972

MOST PAT MADE			
RK	PAT	PLAYER VS OPPONENT	YEAR
1	11	Jake Elliott vs Bowling Green	2016
2	10	Riley Patterson vs ECU	2017
T3	9	Riley Patterson vs Mercer	2018
T3	9	Riley Patterson vs SMU	2017
T3	9	Jake Elliott vs SMU	2015
T3	9	Jake Elliott at Tulsa	2015
T3	9	Jake Elliott vs Missouri State	2015
T3	9	Jake Elliott vs Austin Peay	2014
T3	9	Pete Weeks vs Louisville	1969
T10	8	Riley Patterson vs Georgia State	2018
T10	8	Riley Patterson at ECU	2018
T10	8	Riley Patterson vs Tulane	2017
T10	8	Joe Allison vs Tulane	1992
T10	8	Jack Carter vs Hardin-Simmons	1961
T15	7	Riley Patterson vs Southern	2019
T15	7	Riley Patterson at USF	2019
T15	7	Riley Patterson vs UConn	2018
T15	7	Riley Patterson vs South Alabama	2018
T15	7	Riley Patterson vs Houston	2018
T15	7	Riley Patterson at UCF	2017
T15	7	Jake Elliott at Kansas	2015
T15	7	Matt Reagan vs SMU	2007
T15	7	Stephen Gostkowski vs Chattanooga	2005
T15	7	Stephen Gostkowski vs Chattanooga	2004
T15	7	Stephen Gostkowski vs Tulane	2004
T15	7	Pete Weeks vs Wichita State	1970
T15	7	Roger Carter vs Cincinnati	1972

MOST FIELD GOALS MADE IN A HALF			
RK	FGS	PLAYER VS OPPONENT	YEAR
1	4	Ryan White vs UAB	1999

MOST FIELD GOALS ATTEMPTED			
RK	ATT	PLAYER VS OPPONENT	YEAR
T1	6	Riley Patterson vs Penn State	2019
T1	6	Ryan White vs UAB	1999
T3	5	Jake Elliott at Temple	2015
T3	5	Jake Elliott vs Tulsa	2014
T3	5	Jake Elliott at Houston	2013
T6	4	Riley Patterson vs SMU	2019
T6	4	Riley Patterson vs Navy	2017
T6	4	Jake Elliott at Kansas	2016
T6	4	Jake Elliott vs Tulane	2015
T6	4	Jake Elliott at Cincinnati	2014
T6	4	Matt Reagan vs Southern Miss	2009
T6	4	Matt Reagan vs Rice	2007
T6	4	Matt Reagan vs UAB	2007
T6	4	Matt Reagan vs UAB	2006
T6	4	Matt Reagan vs Houston	2006
T6	4	Stephen Gostkowski vs Marshall	2005
T6	4	Stephen Gostkowski vs ECU	2005
T6	4	Stephen Gostkowski vs Arkansas St.	2004
T6	4	Stephen Gostkowski vs TTU	2003
T6	4	Ryan White vs Arkansas State	2000
T6	4	Ryan White vs Cincinnati	1998
T6	4	Joe Allison vs Ole Miss	1992

MOST FIELD GOALS ATTEMPTED			
RK	ATT	PLAYER VS OPPONENT	YEAR
T6	4	Rusty Bennett vs North Texas	1977

MOST FIELD GOALS MADE			
RK	FG	PLAYER VS OPPONENT	YEAR
1	6	Riley Patterson vs Penn State	2019
T2	5	Jake Elliott at Houston	2013
T2	5	Ryan White vs UAB	1999
T4	4	Riley Patterson vs SMU	2019
T4	4	Jake Elliott at Temple	2015
T4	4	Jake Elliott vs Tulsa	2014
T4	4	Matt Reagan vs UAB	2006
T4	4	Matt Reagan vs Houston	2006
T4	4	Stephen Gostkowski vs Marshall	2005
T4	4	Stephen Gostkowski vs Arkansas St.	2004
T4	4	Ryan White vs Arkansas State	2000
T4	4	Ryan White vs Cincinnati	1998
T4	4	Joe Allison vs Ole Miss	1992
T4	4	Rusty Bennett vs North Texas	1977

LONGEST FIELD GOAL MADE			
RK	ATT	PLAYER VS OPPONENT	YEAR
1	56	Jake Elliott at USF	2013
1	56	Riley Patterson at SMU	2020
T3	53	Jake Elliott vs Auburn	2015
T3	53	Jake Elliott vs Tulsa	2014
T3	53	Stephen Gostkowski vs Marshall	2005
T6	52	Riley Patterson vs Cincinnati	2019
T6	52	Riley Patterson at Missouri	2018
T6	52	Jake Elliott at Bowling Green	2015
T6	52	Jake Elliott vs SMU	2013
T6	52	Ryan White vs Cincinnati	1998
T6	52	Luis Tejada vs Ole Miss	1994
T6	52	Don Glosson vs Florida State	1985

KICKING TEAM RECORDS

MOST EXTRA POINTS			
RK	EP	OPPONENT	YEAR
1	11	vs Bowling Green	2016
T2	10	vs ECU	2017
T2	10	at UConn	2017
T4	9	vs Mercer	2018
T4	9	vs SMU	2017
T4	9	vs Austin Peay	2014
T4	9	vs Louisville	1969
T4	9	vs Missouri State	2015
T4	9	vs Tulsa	2015
T4	9	vs SMU	2015
T11	8	vs Georgia State	2018
T11	8	at ECU	2018
T11	8	vs Tulane	2017
T11	8	vs Chattanooga	2005
T11	8	vs Tulane	1992
T16	7	vs Southern	2019
T16	7	at USF	2019
T16	7	vs UConn	2018
T16	7	vs South Alabama	2018
T16	7	vs Houston	2018
T16	7	at UCF	2017
T16	7	vs BYU	2014
T16	7	vs SMU	2007
T16	7	vs Chattanooga	2004
T16	7	vs Tulane	2004
T16	7	vs Houston	2001
T16	7	vs Virginia Tech	1973
T16	7	vs Wichita State	1972
T16	7	vs Cincinnati	1972
T16	7	vs Louisville	1962
T16	7	vs Kansas	2015
T16	7	vs Cincinnati	2015

MOST FIELD GOALS MADE			
RK	FGS	OPPONENT	YEAR
1	6	vs Penn State	2019

RECORD SECTION

MOST FIELD GOALS MADE				
RK	FGS	OPPONENT	YEAR	
T2	5	at Houston	2013	
T2	5	vs UAB	1999	
T4	4	vs SMU	2019	
T4	4	vs Tulsa	2014	
T4	4	vs UAB	2007	
T4	4	vs Marshall	2005	
T4	4	vs Arkansas State	2004	
T4	4	vs Cincinnati	1998	
T4	4	vs Ole Miss	1992	
T4	4	vs North Texas State	1976	
T4	4	vs Cincinnati	2015	
T4	4	vs Temple	2015	
T14	3	31 times; last vs Cincinnati	2019	

MOST FIELD GOALS ATTEMPTED				
RK	ATT	OPPONENT	YEAR	
T1	6	vs Penn State	2019	
T1	6	vs UAB	1999	
T1	6	vs North Texas State	1976	
T4	5	vs Tulsa	2014	
T4	5	at Houston	2013	
T4	5	vs Cincinnati	2015	
T4	5	vs Temple	2015	
T8	4	18 times; last vs SMU	2019	

KICK RETURN INDIVIDUAL RECORDS

KICKOFF RETURNS				
RK	RET	PLAYER VS OPPONENT	YEAR	
1	9	Marcus Hightower vs Houston	2009	
T2	8	D.A. Griffin vs Houston	2010	
T2	8	Michael Grandberry vs UCF	2007	
T2	8	Michael Grandberry vs FAU	2007	
T2	8	Antoine Harden vs Tennessee	2001	
T6	7	Tony Pollard at UCF	2018	
T6	7	Curtis Johnson vs UAB	2011	
T6	7	Billy Foster vs Mississippi State	2010	
T6	7	Billy Foster vs ECU	2010	
T6	7	Michael Grandberry vs Rice	2008	
T6	7	Michael Grandberry vs Arkansas St.	2007	
T6	7	Michael Grandberry vs SMU	2007	
T6	7	Chris Kelley vs Cincinnati	2004	

MOST KICKOFF RETURN YARDS				
RK	YDS	PLAYER VS OPPONENT	YEAR	
1	209	Tony Pollard vs Wake Forest	2018	
2	177	Joe Craig at Connecticut	2013	
3	174	Tony Pollard vs USF	2016	
4	169	Marcus Hightower vs Houston	2009	
5	168	Michael Grandberry vs USM	2007	
6	167	Jerry Harris vs Southern Miss	1983	
7	163	Xavier Crawford vs Missouri	1991	
8	162	Curtis Johnson vs UAB	2011	
9	161	Tony Pollard vs Tulsa	2016	
T10	160	Billy Foster vs Mississippi State	2010	
T10	160	Michael Grandberry vs UCF	2007	
T10	160	Antoine Harden vs Tennessee	2001	
T13	159	Antonio Gibson vs SMU	2019	
T14	157	P.T. Jones vs Tulane	1997	
T15	153	Michael Grandberry vs FAU	2007	
T16	152	Tony Pollard at UCF	2018	
T16	152	DeAngelo Williams vs Cincinnati	2002	
T16	152	Mac Cody vs Cincinnati	1993	
T16	152	Charles Wilson vs Tulane	1988	
T20	148	Tony Pollard vs Southern Illinois	2017	

HIGHEST KICKOFF RETURN AVG. (MIN. 3 RET.)				
RK	AVG	PLAYER VS OPPONENT	YEAR	
1	53.0	Antonio Gibson vs SMU (3-159)	2019	
2	49.3	Tony Pollard vs Southern Illinois (3-148)	2017	
3	44.3	Tony Pollard at Navy (3-134)	2016	
4	43.7	Bobby McCain vs Duke (3-131)	2012	
5	41.8	Jerry Harris vs Southern Miss (4-167)	1983	
6	38.0	Charles Wilson vs Tulane (4-152)	1988	
7	35.7	Chris Claybrooks vs Tulane (3-107)	2019	
T8	35.3	Tony Pollard vs Temple (4-141)	2016	
T8	35.3	Nick Pappas vs Houston (4-141)	1967	

HIGHEST KICKOFF RETURN AVG. (MIN. 3 RET.)				
RK	AVG	PLAYER VS OPPONENT	YEAR	
10	34.8	Tony Pollard vs Wake Forest (6-209)	2018	
T11	32.6	Xavier Crawford vs Missouri (5-163)	1991	
12	32.3	Joseph Doss vs Akron (3-97)	2005	
T13	31.8	Chris Hobbs vs ECU (4-127)	2009	
14	31.4	P.T. Jones vs Tulane (5-157)	1997	
15	31.3	Michael Grandberry vs USM (3-94)	2006	

MOST KICKOFF RETURN TD				
RK	TD	PLAYER VS OPPONENT	YEAR	
T1	1	Chris Claybrooks vs Cincinnati (94)	2019	
T1	1	Antonio Gibson vs SMU (97)	2019	
T1	1	Gabriel Rogers vs Navy (99)	2019	
T1	1	Tony Pollard vs Wake Forest (97)	2018	
T1	1	Tony Pollard vs ECU (100)	2017	
T1	1	Tony Pollard at Houston (93)	2017	
T1	1	Tony Pollard vs Southern Illinois (100)	2017	
T1	1	Tony Pollard vs ULM (99)	2017	
T1	1	Darrell Henderson at SMU (99)	2016	
T1	1	Tony Pollard at Navy (100)	2016	
T1	1	Tony Pollard vs Temple (95)	2016	
T1	1	Kevin Cobb vs Tennessee (95)	1996	
T1	1	Mac Cody vs Cincinnati (89)	1993	
T1	1	Charles Wilson vs Tulane (97)	1988	
T1	1	Jerry Harris vs Southern Miss (98)	1983	
T1	1	Charles Greenhill vs Cincinnati (69)	1983	
T1	1	Terrell Middleton vs North Texas (96)	1975	
T1	1	Stan Davis vs Cincinnati (94)	1972	
T1	1	Nick Pappas vs Ole Miss (93)	1967	
T1	1	Billy Fletcher vs Houston (82)	1963	
T1	1	Billy Russell vs Tennessee Tech	1954	
T1	1	Frank Mawyer vs UT Chattanooga (95)	1950	
T1	1	Paul Haynes vs NATTC	1947	

LONGEST KICKOFF RETURN				
RK	YDS	PLAYER VS OPPONENT	YEAR	
T1	100	Tony Pollard vs ECU (TD)	2017	
T1	100	Tony Pollard vs Southern Illinois (TD)	2017	
T1	100	Tony Pollard at Navy (TD)	2016	
T4	99	Gabriel Rogers vs Navy (TD)	2019	
T4	99	Tony Pollard vs ULM (TD)	2017	
T4	99	Darrell Henderson at SMU (TD)	2016	
7	98	Jerry Harris vs Southern Miss (TD)	1983	
T8	97	Antonio Gibson vs SMU (TD)	2019	
T8	97	Tony Pollard vs Wake Forest (TD)	2018	
T8	97	Charles Wilson vs Tulane (TD)	1988	
T11	96	Chris Claybrooks vs Cincinnati (TD)	2019	
T11	96	Terrell Middleton vs North Texas (TD)	1975	
T13	95	Tony Pollard vs Temple (TD)	2016	
T13	95	Bobby McCain vs Duke	2012	
T13	95	Kevin Cobb vs Tennessee (TD)	1996	
T13	95	Frank Mawyer vs Chattanooga (TD)	1950	
T13	95	Keith White vs Arkansas State	1948	
18	94	Stan Davis vs Cincinnati (TD)	1972	
T19	93	Tony Pollard at Houston (TD)	2017	
T19	93	Nick Pappas vs Ole Miss (TD)	1967	
T19	93	Preston Watts vs Troy State	1940	

KICK RETURN TEAM RECORDS

MOST KICKOFF RETURNS				
RK	RET	OPPONENT	YEAR	
1	10	vs Mississippi State	2011	
T2	9	at UCF	2017	
T2	9	vs Houston	2010	
T2	9	vs Tennessee	2009	
T2	9	vs Houston	2009	
T2	9	vs UCF	2007	
T2	9	vs Louisville	2004	
T2	9	vs Cincinnati	2002	
T2	9	vs Tennessee	2001	

MOST KICKOFF RETURN YARDS				
RK	YDS	OPPONENT	YEAR	
1	220	vs SMU	2019	
2	215	vs Wake Forest	2018	
3	214	vs UCF	2007	
4	200	vs Middle Tennessee	2012	

MOST KICKOFF RETURN YARDS				
RK	YDS	OPPONENT	YEAR	
5	196	vs Cincinnati	2002	
6	195	vs UAB	2011	
7	187	vs Navy	2019	
T8	186	vs ECU	2007	
T8	186	vs Southern Miss	1983	
10	184	vs Mississippi State	2010	

FEWEST KICKOFF RETURN YARDS				
RK	YDS	OPPONENT	YEAR	
1	0	vs several opponents; last at Temple	2019	

PUNT RETURN INDIVIDUAL RECORDS

MOST PUNT RETURNS				
RK	RET	PLAYER VS OPPONENT	YEAR	
1	10	Ryan Roskelly vs Tulsa	1994	
2	7	Darron White vs Chattanooga	2004	
T3	6	Traveon Samuel at USF	2019	
T3	6	Keiwone Malone vs MTSU	2014	
T3	6	Ryan Johnson vs UAB	2001	
T3	6	Damien Dodson vs Houston	1997	
T3	6	Russell Copeland vs Cincinnati	1992	
T3	6	Jerry Harris vs Mississippi State	1985	
T3	6	Keith Wright vs North Texas State	1974	
T3	6	Stan Davis vs Tennessee	1969	
T3	6	Bob Baxter vs Ole Miss	1965	

MOST PUNT RETURN YARDS				
RK	YDS	PLAYER VS OPPONENT	YEAR	
1	194	Ryan Roskelly vs Tulsa	1994	
2	133	David Berrong vs Wichita State	1968	
3	120	Keith Wright vs North Texas State	1974	
4	112	Keiwone Malone vs UAB	2012	
5	109	Pop Williams vs Tulsa	2018	
T6	94	Damien Dodson vs Houston	1997	
T6	94	Keith Wright vs Louisville	1975	
T6	94	Frank Mawyer vs Chattanooga	1950	
T9	92	Darron White vs Tulane	2004	
T9	92	Ryan Johnson vs Cincinnati	2000	
T9	92	Stan Davis vs Southern Miss	1972	
T9	92	Bob Baxter vs Ole Miss	1967	

HIGHEST PUNT RETURN AVERAGE				
RK	AVG	PLAYER VS OPPONENT	YEAR	
1	33.3	David Berrong vs Wichita State	1968	
2	30.7	Bob Baxter vs Ole Miss	2007	
3	30.6	Ryan Johnson vs Cincinnati	2000	
4	30.0	Keith Wright vs North Texas	1974	
5	28.0	Roderick Proctor vs Missouri State	2015	
6	27.2	Pop Williams vs Tulsa	2018	
7	22.4	Keiwone Malone vs UAB	2012	
8	22.1	Bobby Ward vs Ole Miss	1973	
9	19.4	Ryan Roskelly vs Tulsa	1994	
10	18.7	Pop Williams vs Georgia State	2018	

MOST PUNT RETURN TDs				
RK	TD	PLAYER VS OPPONENT	YEAR	
T1	1	Pop Williams vs Tulsa	2018	
T1	1	Roderick Proctor vs Missouri State	2015	
T1	1	Darron White vs Tulane	2004	
T1	1	Keith Cobb vs Southwestern La.	1995	
T1	1	Ryan Roskelly vs Tulsa	1994	
T1	1	Judson Flint vs Ole Miss	1978	
T1	1	Judson Flint vs Louisville	1978	
T1	1	Keith Wright vs Louisville	1976	
T1	1	Keith Wright vs Wichita State	1976	
T1	1	Keith Wright vs Louisville	1975	
T1	1	Keith Wright vs North Texas	1974	
T1	1	Steve Jaggard vs Tulsa	1968	
T1	1	Bob Baxter vs Ole Miss	1967	
T1	1	Bob Sherlag vs Wake Forest	1964	
T1	1	Russell Vollmer vs Ole Miss	1962	
T1	1	10 blocked punts for TD	1974	

LONGEST PUNT RETURN				
RK	YDS	PLAYER VS OPPONENT	YEAR	
1	97	Keith Wright vs North Texas	1974	

LONGEST PUNT RETURN				
RK	YDS	PLAYER VS OPPONENT	YEAR	
T2	94	Keith Wright vs Louisville	1975	
T2	94	Frank Mawyer vs Chattanooga	1950	
4	89	Billy Russell vs Tennessee Tech	1954	
5	88	Russ Vollmer vs Ole Miss	1962	
T6	86	Ricky Rivas vs Wichita State	1975	
T6	86	Jack Carter vs Chattanooga	1961	

PUNT RETURN TEAM RECORDS

MOST PUNT RETURNS				
RK	RET	OPPONENT	YEAR	
1	10	vs Tulsa	1994	
2	9	vs Mississippi State	1985	
3	8	vs Quantico	1966	
T4	7	vs Austin Peay	2014	
T4	7	vs Chattanooga	2004	
T4	7	vs Tennessee Tech	1962	
T7	6	vs several opp.; last at USF	2019	

MOST PUNT RETURN YARDS				
RK	YDS	OPPONENT	YEAR	
1	194	vs Tulsa	1994	
2	138	vs UAB	2012	
T3	133	vs Tulsa	1968	
T3	133	vs Wichita State	1968	
5	120	vs North Texas State	1974	
6	112	vs Austin Peay	2014	
7	109	vs Tulsa	2018	
8	97	vs Cincinnati	1972	

FEWEST PUNT RETURN YARDS				
RK	YDS	OPPONENT	YEAR	
T1	-8	vs Tulsa	2010	
T1	-8	vs Tulane	2003	

MOST PUNT RETURN TD				
RK	TDs	OPPONENT	YEAR	
1	3	vs Tulsa (two on blocked punts)	1968	
T2	1	21 times (last vs Tulsa)	2018	

DEFENSE INDIVIDUAL RECORDS

MOST SOLO TACKLES				
RK	NO.	PLAYER VS OPPONENT	YEAR	
1	19	Pete Scatamacchia vs Louisville	1979	
2	16	Alex Dees vs Southern Miss	1968	
T3	15	Jamon Hughes vs Southern Miss	2010	
T3	15	Dave Pawlik vs San Jose State	1971	
T5	14	Wilson Neely vs Mississippi St.	1986	
T5	14	Shareef White vs Auburn	2015	
T5	14	Jamon Hughes vs UAB	2010	
T5	14	Todd Ondra vs Louisville	1978	
8	12	Glenn Sumter vs Southern Miss	2001	
T9	11	Sanchez Blake at Temple	2019	
T9	11	Austin Hall vs Tulane	2017	
T9	11	TJ Carter at Houston	2017	

MOST ASSISTED TACKLES				
RK	NO.	PLAYER VS OPPONENT	YEAR	
1	19	Art Brumit vs Utah State	1967	
T2	13	Quinton McCrary vs Tennessee	2006	
T2	13	Damon Young vs Tulane	1987	
T2	13	Joe Rushing vs Utah State	1967	
T5	12	Charles Harris vs Arkansas State	2012	

RECORD SECTION

MOST TOTAL TACKLES			
RK	NO.	PLAYER VS OPPONENT	YEAR
T2	21	Alex Dees vs Southern Miss	1968
T5	20	Kamal Shakir vs Army	1999
T5	20	John Allen vs Houston	1968
T5	20	Glenn Whittemore vs Southern Miss	1973
T5	20	Todd Ondra vs Texas A&M	1979
T5	20	Mike Kleimeyer vs Tennessee	1981
T10	18	Jamon Hughes vs Houston	2009
T10	18	Todd Ondra vs Tulane	1980

MOST QUARTERBACK SACKS			
RK	NO.	PLAYER VS OPPONENT	YEAR
T1	4	Clinton McDonald vs Arkansas St.	2008
T1	4	James Logan vs Arkansas St.	1994
T1	4	Marlon Brown vs Louisville	1987
4	3.5	Genard Avery vs Tulane	2017
T5	3	by eight different players	

MOST TACKLES FOR LOSS			
RK	NO.	PLAYER VS OPPONENT	YEAR
1	6	Tony Williams vs Tennessee	1996
2	5.5	Genard Avery vs Tulane	2017
T3	5	Bryce Huff at Tulane	2018
T3	5	Marlon Brown vs Southern Miss	1987
T3	5	Rod Brown vs Arkansas	1993
6	4.5	Martin Ifedi vs Arkansas State	2013
T7	4	by 17 diff. players; last Joseph Dorceus vs Cincinnati	2019

MOST FUMBLE RECOVERIES			
RK	NO.	PLAYER VS OPPONENT	YEAR
T1	3	Quinton McCrary vs UCF	2007
T1	3	Ricky Kale vs Southern Miss	1970
T3	2	Austin Hall at South Alabama	2019
T3	2	Michael Edwards Jr. vs Kansas	2016
T3	2	Ryan Coleman vs SMU	2013
T3	2	Akeem Davis vs SMU	2011
T3	2	Jake Kasser vs Ole Miss	2007
T3	2	Eric Taylor vs Arkansas State	2003
T3	2	Reginald Howard vs Ole Miss	1999
T3	2	Demorrio Shank vs Houston	1998
T3	2	Larry Franknbach vs North Texas	1970

MOST FUMBLES RETURNED FOR TOUCH-DOWNS			
RK	NO.	PLAYER VS OPPONENT	YEAR
1	2	Ryan Coleman vs SMU	2013

LONGEST FUMBLE RETURN			
RK	YDS	PLAYER VS OPPONENT	YEAR
1	88	Freddie Barnett vs Arkansas State	2007
2	84	Corey Irby vs Louisville	1999
3	73	Glenn Sumter vs Mississippi State	2001
4	66	Idrees Bashir vs Tulane	2000
5	64	Manny Santibanez vs USM	1997
6	59	Bobby McCain vs MTSU	2014
7	57	Ruben Melton vs Cincinnati	1971
8	54	Jeremy Stewart vs ECU	1998
9	50	Jonathan Cook vs Kansas	2016
10	47	John Allen vs North Texas	1968

MOST PASS INTERCEPTIONS			
RK	NO.	PLAYER VS OPPONENT	YEAR
T1	3	Bobby McCain at USF	2013
T1	3	Eddie Moore vs Tulane	1988
T1	3	Keith Simpson vs North Texas	1977
T1	3	Olie Cordill vs Mississippi State	1965
T1	3	Bob Ford vs Murray State	1952

MOST INTERCEPTION RETURN YARDS			
RK	YDS	PLAYER VS OPPONENT	YEAR
1	100	Idrees Bashir vs Army	2000
2	99	Robert Lyles vs Mississippi State	1958
3	98	Paul Haynes vs Tampa	1948
T4	95	Marty Hammock vs Southern Miss	1973
T4	95	Chris Hobbs vs Tennessee	1991
6	93	Bob Sherlag vs Wake Forest	1964
7	91	Bob Orians vs Southern Miss	1977
T8	90	Dominic Calloway vs ECU	1993
T8	90	Preston Watts vs Middle Tennessee	1941

LONGEST INTERCEPTION RETURN			
RK	YDS	PLAYER VS OPPONENT	YEAR
1	100	Idrees Bashir vs Army	2000
2	99	Robert Lyles vs Mississippi State	1958
3	98	Paul Haynes vs Tampa	1948
T4	95	Chris Hobbs vs Tennessee	1991
T4	95	Marty Hammock vs Southern Miss	1973
T6	93	Reggis Ball vs SMU	2013
T6	93	Bob Sherlag vs Wake Forest	1964
8	91	Bob Orians vs Southern Miss	1977
T9	90	Dominic Calloway vs ECU	1993
T9	90	Preston Watts vs Middle Tennessee	1941

MOST BLOCKED PUNTS			
RK	NO.	PLAYER VS OPPONENT	YEAR
1	4	Ken Irvin vs Arkansas	1992

DEFENSE TEAM RECORDS			
FEWEST RUSHES ALLOWED			
Game	15	by North Texas	1965

MOST RUSHES ALLOWED			
Game	82	by Houston	1968

FEWEST RUSHING YARDS ALLOWED			
Game	-4	by Ole Miss	1993

MOST RUSHING YARDS ALLOWED			
Game	523	by Texas A&M	1978

FEWEST PASS COMPLETIONS ALLOWED			
Game	1	three times; last vs Southern Miss	1976

MOST PASS COMPLETIONS ALLOWED			
Game	47	by Houston	2016

FEWEST PASSING YARDS ALLOWED			
Game	5	by Southern Miss	1976

MOST PASSING YARDS ALLOWED			
Game	620	by Cincinnati	2015

FEWEST TOTAL YARDS ALLOWED			
Game	87	by Texas-Arlington 87 by Tennessee Tech	1962 1962

MOST TOTAL YARDS ALLOWED			
Game	798	by UCF	2020

MOST POINTS ALLOWED			
Game	92	by Ole Miss 66 by Florida State (modern day records since 1947)	1935 1979

MOST RUSHING TOUCHDOWNS ALLOWED			
Game	7	by UCF	2007

MOST INTERCEPTIONS			
Game	6	vs ECU 6 vs Tulsa	1993 1972

MOST FUMBLE RECOVERIES			
Game	6	vs North Texas	1968

MOST QUARTERBACK SACKS			
Game	7	at Tulane 7 vs Tulane 7 vs Arkansas State 7 vs Houston 7 vs ECU 7 vs ECU 7 vs Arkansas State	2018 2017 2013 2006 2003 1998 1994

MOST BLOCKED KICKS			
Game	4	vs Arkansas	1992

MOST TACKLES FOR LOSS			
Game	PTS	OPPONENT	YEAR
Game	16	vs Tennessee	1996

MISCELLANEOUS TEAM RECORDS

MOST POINTS SCORED IN A QUARTER			
RK	PTS	OPPONENT	YEAR
T1	35	vs Bowling Green (1st)	2016
T1	35	vs Tulane (1st)	1992
3	33	vs North Texas (3rd)	1971
4	30	vs Cincinnati (4th)	1983
T5	28	vs Mercer (1st)	2018
T5	28	vs Mercer (2nd)	2018
T5	28	vs UConn (2nd)	2018
T5	28	at UConn (1st)	2017
T5	28	vs SMU (1st)	2015
T5	28	vs SMU (2nd)	2015
T5	28	vs Missouri State (1st)	2015
T5	28	vs Chattanooga (3rd)	2004
T5	28	vs Arkansas State (4th)	2004
T5	28	vs West Texas State (4th)	1968

MOST POINTS SCORED IN A HALF			
RK	PTS	OPPONENT	YEAR
T1	56	vs Mercer (1st)	2018
T1	56	vs Bowling Green (1st)	2016
T1	56	vs SMU (1st)	2015
T4	49	vs Tulane (1st)	1992
T4	49	vs ECU (1st)	2017
T6	42	at Houston (2nd)	2017
T6	42	vs Missouri State (1st)	2015
T6	42	vs Austin Peay (1st)	2014
T9	41	vs UConn (1st)	2018
T9	41	vs Louisville (2nd)	1969
T11	38	at UCF (1st)	2018
T11	38	vs Georgia State (1st)	2018
T11	38	at SMU (1st)	2016
T11	38	vs Houston (1st)	2003
T11	38	vs Cincinnati (2nd)	1969

MOST POINTS ALLOWED IN A HALF			
RK	PTS	OPPONENT	YEAR
1	51	by Florida State (1st)	1989
2	48	by Missouri (1st)	2018
T3	42	by Tennessee (1st)	2009
T3	42	by Houston (1st)	2009
T3	42	by UCF (1st)	2007
T3	42	by Michigan State (1st)	1997
T3	42	by Florida State (2nd)	1979
T3	42	by Ole Miss (1st)	1971
9	41	by Alabama (2nd)	1983
T10	40	by Tennessee (1st)	2010
T10	40	by Ole Miss (1st)	1980

MOST COMBINED POINTS IN A HALF			
RK	PTS	OPPONENT	YEAR
1	68	vs Louisville (1st)	2004
2	64	vs Florida State (1st)	1989
T3	63	at Houston (2nd)	2017
T3	63	vs Bowling Green State (1st)	2004
T5	62	vs SMU (2nd)	2019
T5	62	vs ECU (2nd)	2007
T5	62	vs Tulane (1st)	1992
8	60	vs Rice (2nd)	2008
T9	59	at UCF (1st)	2018
T9	59	at UConn (1st)	2017
T9	59	vs Bowling Green (1st)	2016
T12	58	vs Cincinnati (1st)	2015
T12	58	vs UCF (2nd)	2020
T14	56	vs Mercer (1st)	2018
T14	56	vs SMU (2nd)	2017
T14	56	vs SMU (1st)	2015
T14	56	at Tulsa (1st)	2015
T14	56	vs Houston (1st)	2009
T14	56	vs Florida State (2nd)	1979

MOST POINTS SCORED IN A GAME			
RK	PTS	OPPONENT	YEAR
1	77	vs Bowling Green	2016

MOST POINTS SCORED IN A GAME			
RK	PTS	OPPONENT	YEAR
2	76	vs Memphis Navy	1950
T3	70	vs ECU	2017
T3	70	at UConn	2017
T3	70	vs Tampa	1949
6	69	vs Louisville	1969
T7	66	vs Mercer	2018
T7	66	vs SMU	2017
T7	66	at Tulsa	2015
10	64	vs Union University	1950
T11	63	vs SMU	2015
T11	63	vs Missouri State	2015
T11	63	vs Austin Peay	2014
14	62	vs Tulane	1992
T15	61	vs East Central Oklahoma	1951
T15	61	vs Arkansas State	1949

MOST POINTS ALLOWED IN A GAME			
RK	PTS	OPPONENT	YEAR
1	66	by Florida State	1979
2	65	by Missouri	2018
3	62	by UCF	2017
4	61	by Ole Miss	1980
T5	59	by Tulsa	2016
T5	59	by Mississippi State	2011
7	58	by Texas A&M	1978
8	57	by Florida State	1989
T9	56	by UCF	2018
T9	56	by Houston	2010
T9	56	by Louisville	2010
T9	56	by Tennessee	2009
T9	56	by ECU	2007
T9	56	by UCF	2007

MOST COMBINED POINTS IN A GAME			
RK	PTS	OPPONENT	YEAR
1	117	at UCF (55-62 (20T))	2017
2	111	vs SMU (66-45)	2017
3	108	at Tulsa (66-42)	2015
4	107	vs SMU (55-52)	2007
5	105	vs Louisville (49-56)	2004
6	103	vs BYU (55-48, 2 ot)	2014
7	102	vs SMU (54-48)	2019
8	101	at UConn (70-31)	2017
9	100	at ECU (59-41)	2018
T10	99	vs Cincinnati (53-46)	2015
T10	99	vs UCF (50-49)	2020
12	98	at Missouri (33-65)	2018
13	97	at UCF (41-56)	2018
14	96	vs ECU (40-56)	2007
15	93	vs UCLA (48-45)	2017
16	92	vs Houston (48-44)	2016
17	91	vs USF (42-49)	2016

MOST FIRST DOWNS RUSHING			
RK	NO.	OPPONENT	YEAR
1	26	vs Tulsa	1972
2	24	vs Louisville	1969
3	24	vs The Citadel	1962
4	22	vs Tulane	2008
5	22	vs Chattanooga	2005
T6	21	vs Georgia Tech	1981
T6	21	vs North Texas State	1971

MOST FIRST DOWNS PASSING			
RK	NO		

RECORD SECTION

MOST FIRST DOWNS PASSING			
RK	NO.	OPPONENT	YEAR
T10	18	vs SMU	2007
T16	17	at Tulsa	2017
T16	17	at SMU	2014
T16	17	at UCLA	2014
T16	17	vs Ole Miss	1969
T20	16	vs SMU	2017
T20	16	at Ole Miss	2016
T20	16	vs Tulane	2015
T20	16	at Kansas	2015
T20	16	vs Middle Tennessee	2011
T20	16	vs Marshall	2007
T20	16	vs ECU	2007

MOST FIRST DOWNS BY PENALTY			
RK	NO.	OPPONENT	YEAR
1	7	vs UCF	2020
2	6	vs UCLA	2017
T3	6	vs Tulsa	2015
T4	5	at UL Monroe	2019
T4	5	at Tulsa	2017
T34	5	at UCF	2017
T34	5	at Ole Miss	2014
T4	5	vs SMU	2007
T4	5	vs Houston	2006
T4	5	vs Alabama	1987
T4	5	vs North Texas State	1971
T12	4	vs several opponents; last vs SMU	2019

MOST TOTAL FIRST DOWNS			
RK	NO.	OPPONENT	YEAR
1	41	vs UCF	2020
2	37	vs Louisville	1969
T3	35	at Tulsa	2015
T3	35	vs SMU	2007
T5	34	at UConn	2017
T5	34	at Kansas	2015
T7	32	vs Mercer	2018
T7	32	at UCF	2017
T7	32	vs SMU	2017
T7	32	vs Tulane	2015
T7	32	vs Tulane	2008
T7	32	vs Chattanooga	2005
T13	31	at USF	2019
T13	31	vs Houston	2018
T13	31	vs South Alabama	2018
T13	31	vs Ole Miss	2015
T13	31	vs Nicholls State	2008

FEWEST TOTAL FIRST DOWNS			
RK	NO.	OPPONENT	YEAR
1	2	vs Ole Miss	1964

MOST PENALTIES			
RK	NO.	OPPONENT	YEAR
T1	16	vs SMU	2019
T1	16	vs Marshall	2012
T3	15	at Middle Tennessee	2013
T3	15	vs Houston	2000
T3	15	vs Tulane	1992
T3	15	vs Mississippi State	1985
T7	14	at UCF	2017
T7	14	vs Tennessee	1999
T9	13	vs Chattanooga	2001
T9	13	vs Mississippi State	1998

FEWEST PENALTIES			
RK	NO.	OPPONENT	YEAR
1	0	vs Ole Miss	1982

MOST PENALTY YARDS			
RK	NO.	OPPONENT	YEAR
1	147	vs West Texas State	1964
2	145	at Middle Tennessee	2013
3	140	vs Wichita State	1968
4	136	vs Mississippi State	1985
5	134	vs SMU	2019
T6	132	vs SMU	2017
T6	132	vs Houston	2000
8	131	vs Marshall	2012

MOST PENALTY YARDS			
RK	NO.	OPPONENT	YEAR
9	130	vs Tulane	1992
10	127	at UCF	2017

LONGEST TIME OF POSSESSION			
RK	NO.	OPPONENT	YEAR
1	40:55	at Cincinnati	2014
2	40:54	vs ECU	2000
3	39:44	vs Cincinnati	1984
4	38:41	vs Ole Miss	2019
5	38:12	at USF	2019
T6	38:08	vs Nicholls State	2008
T6	38:08	vs Cincinnati	1994
8	37:55	vs Ole Miss	1983
9	37:41	vs Tulane	1985
10	37:40	vs Murray State	1985

SHORTEST TIME OF POSSESSION			
RK	NO.	OPPONENT	YEAR
1	17:13	at Navy	2018

MOST 3RD DOWN CONVERSIONS			
RK	NO.	OPPONENT	YEAR
1	14	vs SMU	2007
2	13	at UConn	2017
T3	12	vs Ole Miss	2015
T3	12	at Cincinnati	2014
T3	12	vs Rice	2008
T3	12	vs Louisville	2004
T3	12	vs Cincinnati	1994
T8	10	at SMU	2018
T8	10	vs Mercer	2018
T8	10	vs UTEP	2009
T8	10	vs USF	2004
T8	10	vs UAB	2004
T8	10	at SMU	2020

BEST 3RD DOWN CONVERSION PERCENT-AGE			
RK	NO.	OPPONENT	YEAR
1	.705	vs Louisville (12-of-17)	2004
T2	.692	at Houston (9-of-13)	2019
T2	.692	vs Ole Miss (9-of-13)	2006
T4	.667	vs Mercer (10-of-15)	2018
T4	.667	vs Cincinnati (12-of-18)	1994

BEST 3RD DOWN CONVERSION PERCENT-AGE			
RK	NO.	OPPONENT	YEAR
6	.650	at UConn (13-of-20)	2017
T7	.643	vs Tulane (9-of-14)	2017
T7	.643	vs Missouri State (9-of-14)	2015
T7	.643	vs Tulane (9-of-14)	2008
T7	.643	vs Chattanooga (9-of-14)	2005
11	.632	vs Rice (12-of-19)	2008
12	.625	vs UConn (5-of-8)	2018
T13	.600	vs Georgia State (6-of-10)	2018
T13	.600	vs Ole Miss (12-of-20)	2015
T13	.600	vs Nicholls State (9-of-15)	2008
T13	.600	vs SMU (9-of-15)	2008
T13	.600	vs Tulane (9-of-15)	2007
T13	.600	vs Tulane (9-of-15)	2003

FEWEST 3RD DOWN CONVERSIONS			
RK	NO.	OPPONENT	YEAR
T1	1	vs Tennessee (1-of-9)	2006
T1	1	vs Cincinnati (1-of-12)	2004
T1	1	vs Cincinnati (1-of-12)	1992

MOST FUMBLES			
RK	NO.	OPPONENT	YEAR
1	11	vs Ole Miss	1976
2	10	vs Louisville	1979
T3	9	vs Florida State	1977
T3	9	vs Ole Miss	1971
T3	9	vs Southern Miss	1963
T3	9	vs Tennessee Tech	1962

MOST FUMBLES LOST			
RK	NO.	OPPONENT	YEAR
T1	7	vs Mississippi State	1976
T1	7	vs Ole Miss	1971
T3	6	vs Louisville	1979
T3	6	vs Ole Miss	1976
T3	6	vs Tennessee Tech	1962

ALL-PURPOSE YARDS INDIVIDUAL RECORDS

INDIVIDUAL SINGLE GAME ALL-PURPOSE YARDS							
RK	PLAYER VS OPPONENT	YARDS	RUSH	REC	PR	KR	YEAR
1	Antonio Gibson vs SMU	386	97	130	0	159	2019
2	Ryan Roskelley vs Tulsa	368	0	174	194	0	1994
3	Tony Pollard vs Wake Forest	318	109	0	0	209	2018
4	Kenneth Gainwell vs Tulane	307	104	203	0	0	2019
5	DeAngelo Williams vs Tulane	305	195	41	0	69	2003
6	DeAngelo Williams vs Houston	281	262	19	0	0	2004
7	Darrell Henderson vs SMU	278	147	15	0	116	2017
8	Larry Porter vs Arkansas State	275	206	-1	0	70	1990
T9	Darrell Henderson at Navy	273	212	18	0	43	2018
T9	DeAngelo Williams vs USF	273	263	10	0	0	2004
10	Xavier Crawford vs Missouri	262	46	53	0	163	1991
11	Paul Gowen vs Tulsa	260	260	0	0	0	1969
12	Curtis Steele vs Tulsa	257	232	25	0	0	2009
T13	Kenneth Gainwell at UL Monroe	251	209	42	0	0	2019
T13	DeAngelo Williams vs Chattanooga	251	136	87	0	28	2004
T15	Anthony Miller vs Tulsa	250	0	250	0	0	2016
T15	Curtis Steele vs UTEP	250	240	10	0	0	2009
17	Darrell Henderson vs South Alabama	249	188	34	0	27	2018
18	Darrell Henderson vs Georgia State	243	233	10	0	0	2018
19	DeAngelo Williams vs ECU	240	226	14	0	0	2005
T20	DeAngelo Williams vs UTEP	239	236	3	0	0	2005
T20	DeAngelo Williams vs Ole Miss	239	135	31	0	73	2003
T22	Curtis Steele vs Southern Miss	237	178	59	0	0	2008
T22	Eddie Hill vs Cincinnati	237	188	0	0	49	1978
T22	John Martin vs ECU	237	166	16	0	55	1992
T25	Tony Pollard vs Houston	236	83	116	0	37	2018
T25	DeAngelo Williams vs Akron	236	238	-2	0	0	2005
27	Antonio Gibson vs Cincinnati	234	130	32	0	72	2019
T28	DeAngelo Williams vs ECU	226	225	1	0	0	2004
T28	Anthony Miller vs UCF	226	0	195	0	31	2017

2020 Memphis Football Memphis Combined Team Statistics (as of Oct 18, 2020) All games

Date	Opponent	Score	Att.	Record:	Overall	Home	Away	Neutral
Sep 05, 2020	ARKANSAS STATE	W 37-24	4537	All games	2-1	2-0	0-1	0-0
* Oct 03, 2020	at SMU	L 27-30	7898	Conference	1-1	1-0	0-1	0-0
* Oct 17, 2020	UCF	W 50-49	10554	Non-Conference	1-0	1-0	0-0	0-0

Rushing	gp	att	gain	loss	net	avg	td	lg	avg/g
CLARK, Rodrigues	3	57	324	9	315	5.5	1	29	105.0
WATKINS, Kylan	3	34	205	21	184	5.4	0	44	61.3
WHITE, Brady	3	19	100	24	76	4.0	1	18	25.3
WEAVER, Marquavius	3	6	30	3	27	4.5	0	12	9.0
MARTIN, Asa	3	4	27	1	26	6.5	0	15	8.7
DORCEUS, Joseph	3	1	25	0	25	25.0	0	25	8.3
AUSTIN, Calvin	3	1	11	0	11	11.0	0	11	3.7
FLEMING, Cameron	1	1	6	0	6	6.0	0	6	6.0
TAYLOR, Tim	2	1	3	0	3	3.0	0	3	1.5
Total	3	130	731	87	644	5.0	2	44	214.7
Opponents	3	109	467	70	397	3.6	4	28	132.3

Passing	gp	effic	comp-att-int	pct	yds	td	lg	avg/g
WHITE, Brady	3	167.53	90-129-3	69.8	1062	13	52	354.0
Total	3	167.53	90-129-3	69.8	1062	13	52	354.0
Opponents	3	170.37	94-138-2	68.1	1374	9	93	458.0

Receiving	gp	no.	yds	avg	td	lg	avg/g
DYKES, Sean	3	22	279	12.7	4	38	93.0
AUSTIN, Calvin	3	18	240	13.3	4	40	80.0
COXIE, Damonte	2	16	175	10.9	1	26	87.5
WASHINGTON, Tahj	3	10	149	14.9	1	52	49.7
WATKINS, Kylan	3	8	67	8.4	1	22	22.3
CLARK, Rodrigues	3	5	6	1.2	0	7	2.0
IVORY, Javon	2	4	88	22.0	1	36	44.0
WILSON, Kameron	3	4	36	9.0	1	23	12.0
TAYLOR, Tim	2	2	18	9.0	0	13	9.0
MARTIN, Asa	3	1	4	4.0	0	4	1.3
Total	3	90	1062	11.8	13	52	354.0
Opponents	3	94	1374	14.6	9	93	458.0

Field Goals	fg	pct.	01-19	20-29	30-39	40-49	50-99	lg	blk
PATTERSON, Riley	3-4	75.0	0-0	2-2	0-0	0-0	1-2	56	0

Scoring	td	fg	PAT			dxp	saf	pts
			kick	rush	rcv			
DYKES, Sean	4	-	-	-	1	-	-	26
AUSTIN, Calvin	4	-	-	-	-	-	-	24
PATTERSON, Riley	-	3-4	11-12	-	-	-	-	20
WASHINGTON, Tahj	1	-	-	-	1	-	-	8
IVORY, Javon	1	-	-	-	-	-	-	6
WILSON, Kameron	1	-	-	-	-	-	-	6
CLARK, Rodrigues	1	-	-	-	-	-	-	6
WATKINS, Kylan	1	-	-	-	-	-	-	6
COXIE, Damonte	1	-	-	-	-	-	-	6
WHITE, Brady	1	-	-	0-1	-	2-2	-	6
Total	15	3-4	11-12	0-1	2	2-2	-	114
Opponents	13	4-5	9-10	-	2	2-3	-	103

Score by Quarters	1st	2nd	3rd	4th	OT	Total
Memphis	17	38	35	24	0	114
Opponents	38	27	14	24	0	103

Team Statistics	MEM	OPP
FIRST DOWNS	96	80
Rushing	38	23
Passing	48	52
Penalty	10	5
RUSHING YARDAGE	644	397
Rushing Attempts	130	109
Average Per Rush	5.0	3.6
Average Per Game	214.7	132.3
TDs Rushing	2	4
PASSING YARDAGE	1062	1374
Comp-Att-Int	90-129-3	94-138-2
Average Per Pass	8.2	10.0
Average Per Catch	11.8	14.6
Average Per Game	354.0	458.0
TDs Passing	13	9
TOTAL OFFENSE	1706	1771
Average Per Play	6.6	7.2
Average Per Game	568.7	590.3
KICK RETURNS: #-Yards	7-99	4-60
PUNT RETURNS: #-Yards	2-15	1-7
INT RETURNS: #-Yards	2-0	3-11
FUMBLES-LOST	6-3	7-4
PENALTIES-Yards	24-186	22-206
PUNTS-AVG	11-43.2	9-43.0
TIME OF POSSESSION/Game	32:56	27:04
3RD-DOWN Conversions	25/50	20/45
4TH-DOWN Conversions	7/7	6/9

Interceptions	no.	yds	avg	td	lg
CULLENS, Xavier	1	0	0.0	0	0
OLIVER, Sylvonta	1	0	0.0	0	0

Punting	no.	yds	avg	lg	tb	fc	i20	50+	blk
WILLIAMS, Adam	10	431	43.1	50	1	6	6	1	0
WHITE, Brady	1	44	44.0	44	1	0	0	0	0

Punt Returns	no.	yds	avg	td	lg
AUSTIN, Calvin	2	15	7.5	0	8
Total	2	15	7.5	0	8
Opponents	1	7	7.0	0	7

Kick Returns	no.	yds	avg	td	lg
ROGERS, Gabriel	4	65	16.2	0	24
IVORY, Javon	2	34	17.0	0	18
MARTIN, Asa	1	0	0.0	0	0
Total	7	99	14.1	0	24
Opponents	4	60	15.0	0	22

All Purpose	g	rush	rcv	pr	kr	ir	total	avg/g
CLARK, Rodrigu	3	315	6	0	0	0	321	107.0
DYKES, Sean	3	0	279	0	0	0	279	93.0
AUSTIN, Calvin	3	11	240	15	0	0	266	88.7
WATKINS, Kylan	3	184	67	0	0	0	251	83.7
COXIE, Damonte	2	0	175	0	0	0	175	87.5
Total	3	644	1062	15	99	0	1820	606.7
Opponents	3	397	1374	7	60	11	1849	616.3

Total Offense	g	plays	rush	pass	total	avg/g
WHITE, Brady	3	148	76	1062	1138	379.3
CLARK, Rodrigues	3	57	315	0	315	105.0
WATKINS, Kylan	3	34	184	0	184	61.3
WEAVER, Marquavius	3	6	27	0	27	9.0
MARTIN, Asa	3	4	26	0	26	8.7
Total	3	259	644	1062	1706	568.7
Opponents	3	247	397	1374	1771	590.3

#	Defensive Leaders	gp	Tackles				tfl/yds	Sacks no-yds	Pass defense			Fumbles		blkd	
			ua	a	tot				int-yds	brup	qbh	rcv-yds	ff	kick	saf
15	JOHNSON, Quindell	3	20	6	26	0.5-0	.	.	3	.	.	1-0	1	.	.
30	OWENS, Rodney	3	19	2	21	1.0-2	.	.	2	.	.	.	1	.	.
22	LINDSEY, Tyrez	3	15	4	19	.	.	.	1	.	.	1-0	.	.	.
23	RUSSELL, JJ	3	10	2	12	1.0-3	.	.	1	.	.	.	1	.	.
8	CULLENS, Xavier	2	7	4	11	1.0-7	1.0-7	.	1	.	.	1-0	1	.	.
Total		2	154	22	182	14.44	9.40	.	20	14	4	4-0	5	2	2

2020 Memphis Football
Memphis Game Results (as of Oct 18, 2020)
All games

Date	Opponent		Score	Overall	Conference	Time	Attend
Sep 05, 2020	ARKANSAS STATE	W	37-24	1-0	0-0	3:44	4537
* Oct 03, 2020	at SMU	L	27-30	1-1	0-1	3:31	7898
* Oct 17, 2020	UCF	W	50-49	2-1	1-1	4:08	10554

2020 Memphis Football
 Memphis Overall Team Statistics (as of Oct 18, 2020)
 All games

Team Statistics	MEM	OPP
SCORING	114	103
Points Per Game	38.0	34.3
Points Off Turnovers	20	20
FIRST DOWNS	96	80
Rushing	38	23
Passing	48	52
Penalty	10	5
RUSHING YARDAGE	644	397
Yards gained rushing	731	467
Yards lost rushing	87	70
Rushing Attempts	130	109
Average Per Rush	5.0	3.6
Average Per Game	214.7	132.3
TDs Rushing	2	4
PASSING YARDAGE	1062	1374
Comp-Att-Int	90-129-3	94-138-2
Average Per Pass	8.2	10.0
Average Per Catch	11.8	14.6
Average Per Game	354.0	458.0
TDs Passing	13	9
TOTAL OFFENSE	1706	1771
Total Plays	259	247
Average Per Play	6.6	7.2
Average Per Game	568.7	590.3
KICK RETURNS: #-Yards	7-99	4-60
PUNT RETURNS: #-Yards	2-15	1-7
INT RETURNS: #-Yards	2-0	3-11
KICK RETURN AVERAGE	14.1	15.0
PUNT RETURN AVERAGE	7.5	7.0
INT RETURN AVERAGE	0.0	3.7
FUMBLES-LOST	6-3	7-4
PENALTIES-Yards	24-186	22-206
Average Per Game	62.0	68.7
PUNTS-Yards	11-475	9-387
Average Per Punt	43.2	43.0
Net punt average	38.9	39.1
KICKOFFS-Yards	19-1173	19-1172
Average Per Kick	61.7	61.7
Net kick average	41.5	43.3
TIME OF POSSESSION/Game	32:56	27:04
3RD-DOWN Conversions	25/50	20/45
3rd-Down Pct	50%	44%
4TH-DOWN Conversions	7/7	6/9
4th-Down Pct	100%	67%
SACKS BY-Yards	8-49	5-24
MISC YARDS	0	0
TOUCHDOWNS SCORED	15	13
FIELD GOALS-ATTEMPTS	3-4	4-5
ON-SIDE KICKS	0-1	0-1
RED-ZONE SCORES	(15-16) 94%	(11-15) 73%
RED-ZONE TOUCHDOWNS	(13-16) 81%	(8-15) 53%
PAT-ATTEMPTS	(11-12) 92%	(9-10) 90%
ATTENDANCE	15091	7898
Games/Avg Per Game	2/7546	1/7898
Neutral Site Games		0/0

Score by Quarters	1st	2nd	3rd	4th	OT	Total
Memphis	17	38	35	24	0	114
Opponents	38	27	14	24	0	103

2020 Memphis Football
 Memphis Overall Individual Statistics (as of Oct 18, 2020)
 All games

Rushing	gp	att	gain	loss	net	avg	td	lg	avg/g
CLARK, Rodrigues	3	57	324	9	315	5.5	1	29	105.0
WATKINS, Kylan	3	34	205	21	184	5.4	0	44	61.3
WHITE, Brady	3	19	100	24	76	4.0	1	18	25.3
WEAVER, Marquavius	3	6	30	3	27	4.5	0	12	9.0
MARTIN, Asa	3	4	27	1	26	6.5	0	15	8.7
DORCEUS, Joseph	3	1	25	0	25	25.0	0	25	8.3
AUSTIN, Calvin	3	1	11	0	11	11.0	0	11	3.7
FLEMING, Cameron	1	1	6	0	6	6.0	0	6	6.0
TAYLOR, Tim	2	1	3	0	3	3.0	0	3	1.5
TEAM	2	6	0	29	-29	-4.8	0	0	-14.5
Total	3	130	731	87	644	5.0	2	44	214.7
Opponents	3	109	467	70	397	3.6	4	28	132.3

Passing	gp	effic	comp-att-int	pct	yds	td	lg	avg/g
WHITE, Brady	3	167.53	90-129-3	69.8	1062	13	52	354.0
Total	3	167.53	90-129-3	69.8	1062	13	52	354.0
Opponents	3	170.37	94-138-2	68.1	1374	9	93	458.0

Receiving	gp	no.	yds	avg	td	lg	avg/g
DYKES, Sean	3	22	279	12.7	4	38	93.0
AUSTIN, Calvin	3	18	240	13.3	4	40	80.0
COXIE, Damonte	2	16	175	10.9	1	26	87.5
WASHINGTON, Tahj	3	10	149	14.9	1	52	49.7
WATKINS, Kylan	3	8	67	8.4	1	22	22.3
CLARK, Rodrigues	3	5	6	1.2	0	7	2.0
IVORY, Javon	2	4	88	22.0	1	36	44.0
WILSON, Kameron	3	4	36	9.0	1	23	12.0
TAYLOR, Tim	2	2	18	9.0	0	13	9.0
MARTIN, Asa	3	1	4	4.0	0	4	1.3
Total	3	90	1062	11.8	13	52	354.0
Opponents	3	94	1374	14.6	9	93	458.0

Punt Returns	no.	yds	avg	td	lg
AUSTIN, Calvin	2	15	7.5	0	8
Total	2	15	7.5	0	8
Opponents	1	7	7.0	0	7

Interceptions	no.	yds	avg	td	lg
OLIVER, Sylvonta	1	0	0.0	0	0
CULLENS, Xavier	1	0	0.0	0	0
Total	2	0	0.0	0	0
Opponents	3	11	3.7	0	11

Kick Returns	no.	yds	avg	td	lg
ROGERS, Gabriel	4	65	16.2	0	24
IVORY, Javon	2	34	17.0	0	18
MARTIN, Asa	1	0	0.0	0	0
Total	7	99	14.1	0	24
Opponents	4	60	15.0	0	22

Fumble Returns	no.	yds	avg	td	lg
CULLENS, Xavier	1	0	0.0	0	0
Total	1	0	0.0	0	0
Opponents	0	0	0.0	0	0

2020 Memphis Football
 Memphis Overall Individual Statistics (as of Oct 18, 2020)
 All games

Scoring	td	fg	PAT				dpx	saf	pts
			kick	rush	rcv	pass			
DYKES, Sean	4	-	-	-	1	-	-	26	
AUSTIN, Calvin	4	-	-	-	-	-	-	24	
PATTERSON, Riley	-	3-4	11-12	-	-	-	-	20	
WASHINGTON, Tahj	1	-	-	-	1	-	-	8	
WILSON, Kameron	1	-	-	-	-	-	-	6	
CLARK, Rodrigues	1	-	-	-	-	-	-	6	
WHITE, Brady	1	-	-	0-1	-	2-2	-	6	
COXIE, Damonte	1	-	-	-	-	-	-	6	
IVORY, Javon	1	-	-	-	-	-	-	6	
WATKINS, Kylan	1	-	-	-	-	-	-	6	
Total	15	3-4	11-12	0-1	2	2-2	-	114	
Opponents	13	4-5	9-10	-	2	2-3	-	103	

Total Offense	g	plays	rush	pass	total	avg/g
WHITE, Brady	3	148	76	1062	1138	379.3
CLARK, Rodrigues	3	57	315	0	315	105.0
WATKINS, Kylan	3	34	184	0	184	61.3
WEAVER, Marquavius	3	6	27	0	27	9.0
MARTIN, Asa	3	4	26	0	26	8.7
DORCEUS, Joseph	3	1	25	0	25	8.3
AUSTIN, Calvin	3	1	11	0	11	3.7
FLEMING, Cameron	1	1	6	0	6	6.0
TAYLOR, Tim	2	1	3	0	3	1.5
TEAM	2	6	-29	0	-29	-14.5
Total	3	259	644	1062	1706	568.7
Opponents	3	247	397	1374	1771	590.3

Field Goals	fg	pct.	01-19	20-29	30-39	40-49	50-99	lg	blk
PATTERSON, Riley	3-4	75.0	0-0	2-2	0-0	0-0	1-2	56	0

FG Sequence	Memphis	Opponents
Arkansas State	54,(26)	(28)
SMU	(26),(56)	(27),(25),(43)
UCF	-	40

Numbers in (parentheses) indicate field goal was made.

Punting	no.	yds	avg	lg	tb	fc	i20	50+	blk
WILLIAMS, Adam	10	431	43.1	50	1	6	6	1	0
WHITE, Brady	1	44	44.0	44	1	0	0	0	0
Total	11	475	43.2	50	2	6	6	1	0
Opponents	9	387	43.0	58	1	4	4	3	1

Kickoffs	no.	yds	avg	tb	ob	retn	net	ydln
PATTERSON, Riley	19	1173	61.7	13	0			
Total	19	1173	61.7	13	0	15.0	41.5	23
Opponents	19	1172	61.7	10	1	14.1	43.3	21

2020 Memphis Football
 Memphis Overall Individual Statistics (as of Oct 18, 2020)
 All games

All Purpose	g	rush	rcv	pr	kr	ir	total	avg/g
CLARK, Rodrigu	3	315	6	0	0	0	321	107.0
DYKES, Sean	3	0	279	0	0	0	279	93.0
AUSTIN, Calvin	3	11	240	15	0	0	266	88.7
WATKINS, Kyla	3	184	67	0	0	0	251	83.7
COXIE, Damont	2	0	175	0	0	0	175	87.5
WASHINGTON,	3	0	149	0	0	0	149	49.7
IVORY, Javon	2	0	88	0	34	0	122	61.0
WHITE, Brady	3	76	0	0	0	0	76	25.3
ROGERS, Gabri	3	0	0	0	65	0	65	21.7
WILSON, Kamer	3	0	36	0	0	0	36	12.0
MARTIN, Asa	3	26	4	0	0	0	30	10.0
WEAVER, Marq	3	27	0	0	0	0	27	9.0
DORCEUS, Jos	3	25	0	0	0	0	25	8.3
TAYLOR, Tim	2	3	18	0	0	0	21	10.5
FLEMING, Cam	1	6	0	0	0	0	6	6.0
TEAM	2	-29	0	0	0	0	-29	-14.5
Total	3	644	1062	15	99	0	1820	606.7
Opponents	3	397	1374	7	60	11	1849	616.3

2020 Memphis Football
 Memphis Overall Defensive Statistics (as of Oct 18, 2020)
 All games

##	Defensive Leaders	gp	Tackles			tfl/yds	Sacks no-yds	Pass defense			Fumbles		blkd	
			ua	a	tot			int-yds	brup	qbh	rcv-yds	ff	kick	saf
15	JOHNSON, Quindell	3	20	6	26	0.5-0	.	.	3	.	1-0	1	.	.
30	OWENS, Rodney	3	19	2	21	1.0-2	.	.	2	.	.	1	.	.
22	LINDSEY, Tyrez	3	15	4	19	.	.	.	1	.	1-0	.	.	.
23	RUSSELL, JJ	3	10	2	12	1.0-3	.	.	1	.	.	1	.	.
8	CULLENS, Xavier	2	7	4	11	1.0-7	1.0-7	1-0	1
32	FRANCIS, Jacobi	2	9	2	11	1.0-3	.	.	4
1	GOODSON, O'Bryan	3	10	.	10	4.0-18	3.0-17	.	.	1	.	1	.	.
40	PICKENS, Thomas	2	9	1	10	2.0-4	1.0-2	.	.	1
9	BROUSSARD, John	2	9	.	9	1-0	1	.	.
1D	JOSEPH, Morris	3	7	2	9	1.0-11	1.0-11
11	OLIVER, Sylvonta	3	9	.	9	.	.	1-0	1
94	DORCEUS, Joseph	3	6	2	8	1.5-5	1.0-4	.	.	1
41	BLAKE, Sanchez	3	6	1	7
13	CLEMONS, Jalil	3	5	2	7	1.0-2	.	.	.	3
46	MASHBURN, Cole	3	1	2	3	0.5-0	1-0	.	.	.
18	WASHINGTON, Tahj	3	2	.	2
97	DUCKSWORTH, Wardalis	3	1	1	2	1.0-8	1.0-8
99	ROBINSON, Kajuan	3	.	1	1	0.5-1
43	SIMS, Ja'Len	2	1	.	1
2D	CARTER, TJ	2	1	.	1
95	CARTWRIGHT, John	1	1	.	1
39	NASH, Harold	1	1	.	1
1W	IVORY, Javon	2	1	.	1
12	ROGERS, Gabriel	3	1	.	1
92	WHITE, Maurice	3	1
98	JACKSON, Camron	2	1	.
2	CLARK, Rodrigues	3	1	.
Total		3	151	32	183	16-64	8-49	2-0	14	6	4-0	5	2	.
Opponents		3	155	36	191	18-63	5-24	3-11	9	.	3-0	2	.	.

2020 Memphis Football
 Memphis Team Game-by-Game (as of Oct 18, 2020)
 All games

TEAM STATISTICS

Date	Opponent	Rushing				Receiving				Passing				Kick Returns				Punt Returns				tot off		
		no.	yds	td	lg	no.	yds	td	lg	cmp	att	int	yds	td	lg	no.	yds	td	lg	no.	yds		td	lg
Sep 05	ARKANSAS STATE	47	222	1	25	27	280	4	38	27	37	1	280	4	38	2	24	0	24	0	0	0	0	502
Oct 03	at SMU	38	205	0	44	29	296	3	32	29	42	2	296	3	32	3	41	0	19	2	15	0	8	501
Oct 17	UCF	45	217	1	30	34	486	6	52	34	50	0	486	6	52	2	34	0	18	0	0	0	0	703
Opponents		130	644	2	44	90	1062	13	52	90	129	3	1062	13	52	7	99	0	24	2	15	0	8	1706
Opponents		109	397	4	28	94	1374	9	93	94	138	2	1374	9	93	4	60	0	22	1	7	0	7	1771

Games: 3 • Avg/rush: 5.0 • Avg/catch: 11.8 • Pass effic: 167.53 • KR avg: 14.1 • PR avg: 7.5 • All purpose avg/game: 606.7 • Total offense avg/gm: 568.7

Date	Opponent	Tackles				Sacks no-yds	Fumble		Pass Defense			blkd kick	PAT Attempts			off			
		ua	a	total	tfl-yds		ff	fr-yds	int-yds	qbh	brup		kick	rush	rcv	saf	t/o	pts	
Sep 05	ARKANSAS STATE	49	12	61	5.0-28	3.0-26	1	1-0	2-0	4	5	1	4-5	0	0	0	0	10	37
Oct 03	at SMU	47	2	49	5.0-18	2.0-10	2	2-0	0-0	0	6	0	3-3	0	0	0	0	3	27
Oct 17	UCF	55	18	73	6.0-18	3.0-13	2	1-0	0-0	2	3	1	4-4	0	2	0	7	50	
Opponents		151	32	183	16.0-64	8.0-49	5	4-0	2-0	6	14	2	11-12	0	2	0	20	114	
Opponents		155	36	191	18.0-63	5.0-24	2	3-0	3-11	0	9	0	9-10	0	2	0	20	103	

Date	Opponent	Punting							Field Goals			Kickoffs						
		no.	yds	avg	long	blkd	tb	fc	50+	i20	md-att	long	blkd	no.	yds	avg	tb	ob
Sep 05	ARKANSAS STATE	3	113	37.7	47	0	0	2	0	3	1-2	26	0	7	449	64.1	5	0
Oct 03	at SMU	4	177	44.2	48	0	1	2	0	1	2-2	56	0	5	319	63.8	3	0
Oct 17	UCF	4	185	46.2	50	0	1	2	1	2	0-0	0	0	7	405	57.9	5	0
Opponents		11	475	43.2	50	0	2	6	1	6	3-4	56	0	19	1173	61.7	13	0
Opponents		9	387	43.0	58	1	1	4	3	4	4-5	43	0	19	1172	61.7	10	1

2020 Memphis Football
 Memphis Opponent Game-by-Game (as of Oct 18, 2020)
 All games

OPPONENT STATISTICS

Date	Opponent	Rushing				Receiving				Passing				Kick Returns				Punt Returns				tot off		
		no.	yds	td	lg	no.	yds	td	lg	cmp	att	int	yds	td	lg	no.	yds	td	lg	no.	yds		td	lg
Sep 05	ARKANSAS STATE	36	125	2	25	27	299	1	39	27	43	2	299	1	39	2	38	0	22	0	0	0	0	424
Oct 03	at SMU	26	75	0	16	32	474	3	85	32	46	0	474	3	85	2	22	0	14	1	7	0	7	549
Oct 17	UCF	47	197	2	28	35	601	5	93	35	49	0	601	5	93	0	0	0	0	0	0	0	0	798
		109	397	4	28	94	1374	9	93	94	138	2	1374	9	93	4	60	0	22	1	7	0	7	1771
Memphis		130	644	2	44	90	1062	13	52	90	129	3	1062	13	52	7	99	0	24	2	15	0	8	1706

Games: 3 • Avg/rush: 3.6 • Avg/catch: 14.6 • Pass effic: 170.37 • KR avg: 15.0 • PR avg: 7.0 • All purpose avg/game: 616.3 • Total offense avg/gm: 590.3

Date	Opponent	Tackles				Sacks no-yds	Fumble		Pass Defense			blkd kick	PAT Attempts			off			
		ua	a	total	tfl-yds		ff	fr-yds	int-yds	qbh	brup		kick	rush	rcv	saf	t/o	pts	
Sep 05	ARKANSAS STATE	49	14	63	5.0-20	0.0-0	0	0-0	1-0	0	1	0	3-3	0	0	0	0	3	24
Oct 03	at SMU	56	6	62	7.0-19	3.0-12	1	2-0	2-11	0	4	0	3-3	0	0	0	10	30	
Oct 17	UCF	50	16	66	6.0-24	2.0-12	1	1-0	0-0	0	4	0	3-4	0	2	0	7	49	
		155	36	191	18.0-63	5.0-24	2	3-0	3-11	0	9	0	9-10	0	2	0	20	103	
Memphis		151	32	183	16.0-64	8.0-49	5	4-0	2-0	6	14	2	11-12	0	2	0	20	114	

Date	Opponent	Punting							Field Goals			Kickoffs						
		no.	yds	avg	long	blkd	tb	fc	50+	i20	md-att	long	blkd	no.	yds	avg	tb	ob
Sep 05	ARKANSAS STATE	3	121	40.3	57	1	1	1	1	1	1-1	28	0	4	197	49.2	0	1
Oct 03	at SMU	4	183	45.8	58	0	0	2	2	2	3-3	43	0	7	455	65.0	4	0
Oct 17	UCF	2	83	41.5	42	0	0	1	0	1	0-1	0	0	8	520	65.0	6	0
		9	387	43.0	58	1	1	4	3	4	4-5	43	0	19	1172	61.7	10	1
Memphis		11	475	43.2	50	0	2	6	1	6	3-4	56	0	19	1173	61.7	13	0

2020 Memphis Football
 Memphis Game Superlatives (as of Oct 18, 2020)
 All games

INDIVIDUAL GAME HIGHS

Rushes	21	CLARK, Rodrigues vs UCF (Oct 17, 2020)
Yards Rushing	112	CLARK, Rodrigues vs UCF (Oct 17, 2020)
TD Rushes	1	CLARK, Rodrigues vs Arkansas State (Sep 05, 2020)
	1	WHITE, Brady vs UCF (Oct 17, 2020)
Long Rush	44	WATKINS, Kylan at SMU (Oct 03, 2020)
Pass attempts	50	WHITE, Brady vs UCF (Oct 17, 2020)
Pass completions	34	WHITE, Brady vs UCF (Oct 17, 2020)
Yards Passing	486	WHITE, Brady vs UCF (Oct 17, 2020)
TD Passes	6	WHITE, Brady vs UCF (Oct 17, 2020)
Long Pass	52	WHITE, Brady vs UCF (Oct 17, 2020)
Receptions	10	DYKES, Sean vs Arkansas State (Sep 05, 2020)
Yards Receiving	151	AUSTIN, Calvin vs UCF (Oct 17, 2020)
TD Receptions	2	DYKES, Sean vs Arkansas State (Sep 05, 2020)
	2	AUSTIN, Calvin vs UCF (Oct 17, 2020)
Long Reception	52	WASHINGTON, Tahj vs UCF (Oct 17, 2020)
Field Goals	2	PATTERSON, Riley at SMU (Oct 03, 2020)
Long Field Goal	56	PATTERSON, Riley at SMU (Oct 03, 2020)
Punts	4	WILLIAMS, Adam at SMU (Oct 03, 2020)
Punting Avg	47.0	WILLIAMS, Adam vs UCF (Oct 17, 2020)
Long Punt	50	WILLIAMS, Adam vs UCF (Oct 17, 2020)
Punts inside 20	3	WILLIAMS, Adam vs Arkansas State (Sep 05, 2020)
Long Punt Return	8	AUSTIN, Calvin at SMU (Oct 03, 2020)
Long Kickoff Return	24	ROGERS, Gabriel vs Arkansas State (Sep 05, 2020)
Tackles	14	JOHNSON, Quindell vs UCF (Oct 17, 2020)
Sacks	2.0	GOODSON, O'Bryan vs UCF (Oct 17, 2020)
Tackles For Loss	2.0	GOODSON, O'Bryan vs UCF (Oct 17, 2020)
Interceptions	1	OLIVER, Sylvonta vs Arkansas State (Sep 05, 2020)
	1	CULLENS, Xavier vs Arkansas State (Sep 05, 2020)

2020 Memphis Football
 Memphis Game Superlatives (as of Oct 18, 2020)
 All games

TEAM GAME HIGHS

Rushes	47	vs Arkansas State (Sep 05, 2020)
Yards Rushing	222	vs Arkansas State (Sep 05, 2020)
Yards Per Rush	5.4	at SMU (Oct 03, 2020)
TD Rushes	1	vs Arkansas State (Sep 05, 2020)
	1	vs UCF (Oct 17, 2020)
Pass attempts	50	vs UCF (Oct 17, 2020)
Pass completions	34	vs UCF (Oct 17, 2020)
Yards Passing	486	vs UCF (Oct 17, 2020)
Yards Per Pass	9.7	vs UCF (Oct 17, 2020)
TD Passes	6	vs UCF (Oct 17, 2020)
Total Plays	95	vs UCF (Oct 17, 2020)
Total Offense	703	vs UCF (Oct 17, 2020)
Yards Per Play	7.4	vs UCF (Oct 17, 2020)
Points	50	vs UCF (Oct 17, 2020)
Sacks By	3	vs Arkansas State (Sep 05, 2020)
	3	vs UCF (Oct 17, 2020)
First Downs	41	vs UCF (Oct 17, 2020)
Penalties	12	vs Arkansas State (Sep 05, 2020)
Penalty Yards	102	vs Arkansas State (Sep 05, 2020)
Turnovers	4	at SMU (Oct 03, 2020)
Interceptions By	2	vs Arkansas State (Sep 05, 2020)
Punts	4	at SMU (Oct 03, 2020)
	4	vs UCF (Oct 17, 2020)
Punting Avg	46.2	vs UCF (Oct 17, 2020)
Long Punt	50	vs UCF (Oct 17, 2020)
Punts inside 20	3	vs Arkansas State (Sep 05, 2020)
Long Punt Return	8	at SMU (Oct 03, 2020)

2020 Memphis Football
 Memphis Game Superlatives (as of Oct 18, 2020)
 All games

OPPONENT INDIVIDUAL GAME HIGHS

Rushes	18	ANDERSON, O., vs UCF (Oct 17, 2020)
Yards Rushing	78	MCCRAE, Greg, vs UCF (Oct 17, 2020)
TD Rushes	1	Graham, Ryan, vs Arkansas State (Sep 05, 2020)
	1	Azubuike, I., vs Arkansas State (Sep 05, 2020)
	1	GABRIEL, Dillon, vs UCF (Oct 17, 2020)
	1	MCCRAE, Greg, vs UCF (Oct 17, 2020)
Long Rush	28	GABRIEL, Dillon, vs UCF (Oct 17, 2020)
Pass attempts	49	GABRIEL, Dillon, vs UCF (Oct 17, 2020)
Pass completions	35	GABRIEL, Dillon, vs UCF (Oct 17, 2020)
Yards Passing	601	GABRIEL, Dillon, vs UCF (Oct 17, 2020)
TD Passes	5	GABRIEL, Dillon, vs UCF (Oct 17, 2020)
Long Pass	93	GABRIEL, Dillon, vs UCF (Oct 17, 2020)
Receptions	13	WILLIAMS, Mar., vs UCF (Oct 17, 2020)
Yards Receiving	243	ROBERSON JR, Re, at SMU (Oct 03, 2020)
TD Receptions	2	ROBERSON JR, Re, at SMU (Oct 03, 2020)
	2	ROBINSON, J., vs UCF (Oct 17, 2020)
Long Reception	93	O'KEEFE, Ryan, vs UCF (Oct 17, 2020)
Field Goals	3	NAGGAR, Chris, at SMU (Oct 03, 2020)
Long Field Goal	43	NAGGAR, Chris, at SMU (Oct 03, 2020)
Punts	4	NAGGAR, Chris, at SMU (Oct 03, 2020)
Punting Avg	47.0	Hanson, Ryan, vs Arkansas State (Sep 05, 2020)
Long Punt	58	NAGGAR, Chris, at SMU (Oct 03, 2020)
Punts inside 20	2	NAGGAR, Chris, at SMU (Oct 03, 2020)
Long Punt Return	7	JACKSON, T.Q., at SMU (Oct 03, 2020)
Long Kickoff Return	22	Paul, Rashauud, vs Arkansas State (Sep 05, 2020)
Tackles	11	Reimonenq, J., vs Arkansas State (Sep 05, 2020)
	11	ROBINSON, D., at SMU (Oct 03, 2020)
	11	BETHUNE, Tatum, vs UCF (Oct 17, 2020)
Sacks	1.0	PHILLIPS JR.,J, at SMU (Oct 03, 2020)
	1.0	AHO, Junior, at SMU (Oct 03, 2020)
	1.0	CHATMAN, Elijah, at SMU (Oct 03, 2020)
	1.0	GOODE, Cam, vs UCF (Oct 17, 2020)
Tackles For Loss	2.0	Reimonenq, J., vs Arkansas State (Sep 05, 2020)
	2.0	MCBRYDE, R., at SMU (Oct 03, 2020)
	2.0	BETHUNE, Tatum, vs UCF (Oct 17, 2020)
Interceptions	1	Green, D., vs Arkansas State (Sep 05, 2020)
	1	CROSSLEY, B., at SMU (Oct 03, 2020)
	1	DENBOW, Trevor, at SMU (Oct 03, 2020)

2020 Memphis Football
 Memphis Game Superlatives (as of Oct 18, 2020)
 All games

OPPONENT TEAM GAME HIGHS

Rushes	47	vs UCF (Oct 17, 2020)
Yards Rushing	197	vs UCF (Oct 17, 2020)
Yards Per Rush	4.2	vs UCF (Oct 17, 2020)
TD Rushes	2	vs Arkansas State (Sep 05, 2020)
	2	vs UCF (Oct 17, 2020)
Pass attempts	49	vs UCF (Oct 17, 2020)
Pass completions	35	vs UCF (Oct 17, 2020)
Yards Passing	601	vs UCF (Oct 17, 2020)
Yards Per Pass	12.3	vs UCF (Oct 17, 2020)
TD Passes	5	vs UCF (Oct 17, 2020)
Total Plays	96	vs UCF (Oct 17, 2020)
Total Offense	798	vs UCF (Oct 17, 2020)
Yards Per Play	8.3	vs UCF (Oct 17, 2020)
Points	49	vs UCF (Oct 17, 2020)
Sacks By	3	at SMU (Oct 03, 2020)
First Downs	34	vs UCF (Oct 17, 2020)
Penalties	10	vs UCF (Oct 17, 2020)
Penalty Yards	96	vs UCF (Oct 17, 2020)
Turnovers	3	vs Arkansas State (Sep 05, 2020)
Interceptions By	2	at SMU (Oct 03, 2020)
Punts	4	at SMU (Oct 03, 2020)
Punting Avg	45.8	at SMU (Oct 03, 2020)
Long Punt	58	at SMU (Oct 03, 2020)
Punts inside 20	2	at SMU (Oct 03, 2020)
Long Punt Return	7	at SMU (Oct 03, 2020)

2020 Memphis Football
 Memphis Red-Zone Results (as of Oct 18, 2020)
 All games

Memphis Inside Opponent Red-Zone

Date	Opponent	Score	Times In RZ	Times Scored	Total Pts	Rush TDs	Pass TDs	FGs Made	Failed to score inside RZ							
									FGA	Down	Int	Fumb	Half	Game		
Sep 05, 2020	ARKANSAS STATE	W 37-24	6	6	37	5	1	4	1	0	0	0	0	0	0	0
Oct 03, 2020	at SMU	L 27-30	4	3	17	2	0	2	1	0	0	1	0	0	0	0
Oct 17, 2020	UCF	W 50-49	6	6	43	6	1	5	0	0	0	0	0	0	0	0
Totals			16	15	97	13	2	11	2	0	0	1	0	0	0	0
15 of 16 (93.8%)																

Opponents Inside Memphis Red-Zone

Date	Opponent	Score	Times In RZ	Times Scored	Total Pts	Rush TDs	Pass TDs	FGs Made	Failed to score inside RZ							
									FGA	Down	Int	Fumb	Half	Game		
Sep 05, 2020	ARKANSAS STATE	W 37-24	5	4	24	3	2	1	1	0	1	0	0	0	0	0
Oct 03, 2020	at SMU	L 27-30	4	3	13	1	0	1	2	0	0	0	1	0	0	0
Oct 17, 2020	UCF	W 50-49	6	4	28	4	2	2	0	0	1	0	1	0	0	0
Totals			15	11	65	8	4	4	3	0	2	0	2	0	0	0
11 of 15 (73.3%)																

2020 Memphis Football
 Memphis Games Played (as of Oct 18, 2020)
 All games

##	PLAYER	GP-GS	ASU	SMU	UCF
5A	ALFORD, B.	3/-	XXX	XXX	XXX
37	ALLEN, Jaylon	3/-	XXX	XXX	XXX
4	AUSTIN, Calvin	3/3	START	START	START
41	BLAKE, Sanchez	3/2	START	START	XXX
42	BRADY, Preston	3/-	XXX	XXX	XXX
54	BRANNON, Nigel	2/-	XXX	XXX	...
9	BROUSSARD, John	2/1	...	XXX	START
3D	BROWN, Keith	3/-	XXX	XXX	XXX
2D	CARTER, TJ	2/2	START	START	...
95	CARTWRIGHT, J.	1/-	XXX
2	CLARK, R.	3/3	START	START	START
13	CLEMONS, Jalil	3/3	START	START	START
24	COFFEY, A.	3/-	XXX	XXX	XXX
10	COXIE, Damonte	2/2	START	START	...
8	CULLENS, Xavier	2/1	START	...	XXX
5D	CUNNINGHAM, E.	1/-	...	XXX	...
75	DALE, Matt	3/1	START	XXX	XXX
88	DANIEL, Tyce	2/-	XXX	...	XXX
94	DORCEUS, Joseph	3/3	START	START	START
97	DUCKSWORTH, W.	3/1	XXX	START	XXX
5	DYKES, Sean	3/3	START	START	START
74	ELLIS, Isaac	3/3	START	START	START
5L	EVANS, Cincir	1/-	XXX
77	EZE, Obinna	3/3	START	START	START
80	FAIRMAN, Coye'	1/-	XXX
71	FIELDS, Evan	2/2	...	START	START
2F	FLEMING, C.	1/-	XXX
32	FRANCIS, Jacobi	2/2	...	START	START
1	GOODSON, O.	3/3	START	START	START
35	HART, Tim	1/-	XXX
83	HASSELL, John	3/-	XXX	XXX	XXX
1H	HASTINGS, Josh	1/-	...	XXX	...
1W	IVORY, Javon	2/1	...	XXX	START
98	JACKSON, Camron	2/-	...	XXX	XXX
44	JOHNSON, K.	1/-	XXX
15	JOHNSON, Q.	3/1	XXX	XXX	START
1J	JONES, Marcayll	2/-	XXX	...	XXX
73	JONES, Titus	3/-	XXX	XXX	XXX
1D	JOSEPH, Morris	3/2	START	XXX	START
70	LIKES, Jacob	1/-	XXX
22	LINDSEY, Tyrez	3/3	START	START	START
28	MARTIN, Asa	3/-	XXX	XXX	XXX
26	MASHBURN, Cade	1/-	XXX
46	MASHBURN, Cole	3/-	XXX	XXX	XXX
84	MATHIEU, Khi	1/-	XXX
39	NASH, Harold	1/-	XXX
49	NEAL, Trey	2/-	...	XXX	XXX

2020 Memphis Football
 Memphis Games Played (as of Oct 18, 2020)
 All games

##	PLAYER	GP-GS	ASU	SMU	UCF
2N	NELSON, Devonte	1/-	XXX
6	OLADELE, Kayode	2/-	...	XXX	XXX
11	OLIVER, S.	3/1	START	XXX	XXX
67	ORONA-LOPEZ, M.	3/3	START	START	START
30	OWENS, Rodney	3/3	START	START	START
56	PARHAM, Dylan	3/3	START	START	START
36	PATTERSON, R.	3/-	XXX	XXX	XXX
40	PICKENS, Thomas	2/2	...	START	START
99	ROBINSON, K.	3/-	XXX	XXX	XXX
12	ROGERS, Gabriel	3/-	XXX	XXX	XXX
23	RUSSELL, JJ	3/3	START	START	START
43	SIMS, Ja'Len	2/-	XXX	XXX	...
87	TATE, Jeremy	2/-	...	XXX	XXX
64	TAYLOR, Cade	1/-	...	XXX	...
2T	TAYLOR, Tim	2/-	XXX	XXX	...
27	THOMAS, Brandon	1/-	XXX
18	WASHINGTON, T.	3/2	XXX	START	START
17	WATKINS, Kylan	3/1	START	XXX	XXX
21	WATKINS-PERKINS	1/-	XXX
2W	WEAVER, M.	3/-	XXX	XXX	XXX
3	WHITE, Brady	3/3	START	START	START
92	WHITE, Maurice	3/-	XXX	XXX	XXX
48	WILLIAMS, Adam	3/-	XXX	XXX	XXX
45	WILSON, K.	3/-	XXX	XXX	XXX

2020 Memphis Football
 Memphis Total Tackles Game-by-Game (as of Oct 18, 2020)
 All games

Total Tackles	UA-A	Total	ASU	SMU	UCF
JOHNSON, Q. DB	20-6	26	6-2	4-0	10-4
OWENS, Rodney DB	19-2	21	5-0	4-0	10-2
LINDSEY, Tyrez DB	15-4	19	6-1	4-1	5-2
RUSSELL, JJ LB	10-2	12	3-0	3-0	4-2
CULLENS, Xavier LB	7-4	11	4-3	DNP	3-1
FRANCIS, Jacobi CB	9-2	11	DNP	3-1	6-1
GOODSON, O. DL	10-0	10	2-0	3-0	5-0
PICKENS, Thomas LB	9-1	10	DNP	5-0	4-1
BROUSSARD, John DB	9-0	9	DNP	5-0	4-0
OLIVER, S. DB	9-0	9	7-0	2-0	-
JOSEPH, Morris DL	7-2	9	2-1	4-0	1-1
DORCEUS, Joseph DL	6-2	8	1-2	4-0	1-0
BLAKE, Sanchez DB	6-1	7	5-1	1-0	-
CLEMONS, Jalil DL	5-2	7	2-0	1-0	2-2
MASHBURN, Cole DL	1-2	3	1-1	-	0-1
WASHINGTON, T.	2-0	2	-	2-0	-
DUCKSWORTH, W. DL	1-1	2	1-1	-	-
ROBINSON, K. DL	0-1	1	-	-	0-1
CARTER, TJ CB	1-0	1	1-0	-	DNP
CARTWRIGHT, J. DL	1-0	1	1-0	DNP	DNP
SIMS, Ja'Len LB	1-0	1	1-0	-	DNP
NASH, Harold DB	1-0	1	1-0	DNP	DNP
IVORY, Javon	1-0	1	DNP	1-0	-
ROGERS, Gabriel DB	1-0	1	-	1-0	-

2020 Memphis Football
 Memphis Passing Game-by-Game (as of Oct 18, 2020)
 All games

#3 WHITE, Brady	Comp	Att	Int	Pct	Yards	TD	Long	Sacked	Effic
Arkansas State	27	37	1	73.0	280	4	38	0-0	166.81
SMU	29	42	2	69.0	296	3	32	3-12	142.30
UCF	34	50	0	68.0	486	6	52	2-12	189.25
TOTALS	90	129	3	69.8	1062	13	52	5-24	167.53

2020 Memphis Football
 Memphis Rushing/Receiving Game-by-Game (as of Oct 18, 2020)
 All games

RUSHING	No-Yds/TD	ASU	SMU	UCF
CLARK, R. RB	57-315/1	20-105/1	16-98/0	21-112/0
WATKINS, Kylan RB	34-184/0	14-52/0	10-68/0	10-64/0
WHITE, Brady QB	19-76/1	6-39/0	5-7/0	8-30/1
WEAVER, M. RB	6-27/0	-	5-30/0	1--3/0
MARTIN, Asa RB	4-26/0	-	2-2/0	2-24/0
DORCEUS, Joseph	1-25/0	1-25/0	-	-
AUSTIN, Calvin WR	1-11/0	-	-	1-11/0
FLEMING, C. RB	1-6/0	1-6/0	DNP	DNP
TAYLOR, Tim RB	1-3/0	1-3/0	-	DNP
TEAM	6--29/0	4--8/0	DNP	2--21/0

RECEIVING	No-Yds/TD	ASU	SMU	UCF
DYKES, Sean TE	22-279/4	10-137/2	6-85/1	6-57/1
AUSTIN, Calvin WR	18-240/4	3-11/1	6-78/1	9-151/2
COXIE, Damonte WR	16-175/1	8-90/1	8-85/0	DNP
WASHINGTON, T. WR	10-149/1	1-7/0	2-11/1	7-131/0
IVORY, Javon WR	4-88/1	DNP	-	4-88/1
WATKINS, Kylan RB	8-67/1	2-13/0	2-4/0	4-50/1
WILSON, K. TE	4-36/1	-	1-23/0	3-13/1
TAYLOR, Tim RB	2-18/0	2-18/0	-	DNP
CLARK, R. RB	5-6/0	-	4-10/0	1--4/0
MARTIN, Asa RB	1-4/0	1-4/0	-	-

2020 Memphis Football
 Memphis Return Stats Game-by-Game (as of Oct 18, 2020)
 All games

PUNT RETURNS	No-Yds	ASU	SMU	UCF
AUSTIN, Calvin	2-15	-	2-15	-

KICK RETURNS	No-Yds	ASU	SMU	UCF
ROGERS, Gabriel	4-65	1-24	3-41	-
IVORY, Javon	2-34	DNP	-	2-34
MARTIN, Asa	1-0	1-0	-	-

INT. RETURNS	No-Yds	ASU	SMU	UCF
OLIVER, S.	1-0	1-0	-	-

FUMBLE RETURNS	No-Yds	ASU	SMU	UCF
CULLENS, Xavier	1-0	1-0	DNP	-

2020 Memphis Football
 Memphis Sacks Game-by-Game (as of Oct 18, 2020)
 All games

SACKS	UA-A	Total	ASU	SMU	UCF
GOODSON, O. DL	3-0	3.0	-	1.0-6	2.0-11
DORCEUS, Joseph DL	1-0	1.0	-	1.0-4	-
JOSEPH, Morris DL	1-0	1.0	1.0-11	-	-
PICKENS, Thomas LB	1-0	1.0	DNP	-	1.0-2
CULLENS, Xavier LB	1-0	1.0	1.0-7	DNP	-
DUCKSWORTH, W. DL	1-0	1.0	1.0-8	-	-

2020 Memphis Football
 Memphis Tackle For Loss Game-by-Game (as of Oct 18, 2020)
 All games


TACKLES FOR LOSS	UA-A	Total	ASU	SMU	UCF
GOODSON, O. DL	4-0	4.0	1.0-1	1.0-6	2.0-11
PICKENS, Thomas LB	2-0	2.0	DNP	1.0-2	1.0-2
DORCEUS, Joseph DL	1-1	1.5	0.5-1	1.0-4	-
DUCKSWORTH, W. DL	1-0	1.0	1.0-8	-	-
FRANCIS, Jacobi CB	1-0	1.0	DNP	1.0-3	-
CULLENS, Xavier LB	1-0	1.0	1.0-7	DNP	-
RUSSELL, JJ LB	1-0	1.0	-	1.0-3	-
JOSEPH, Morris DL	1-0	1.0	1.0-11	-	-
CLEMONS, Jalil DL	1-0	1.0	-	-	1.0-2
OWENS, Rodney DB	1-0	1.0	-	-	1.0-2
ROBINSON, K. DL	0-1	0.5	-	-	0.5-1
MASHBURN, Cole DL	0-1	0.5	-	-	0.5-0
JOHNSON, Q. DB	0-1	0.5	0.5-0	-	-

2020 Memphis Football
 Memphis Fumbles Game-by-Game (as of Oct 18, 2020)
 All games

FUMBLES	No-Lost	ASU	SMU	UCF
TEAM	2-0	1-0	DNP	1-0
WHITE, Brady QB	2-1	1-0	1-1	-
COXIE, Damonte WR	1-1	-	1-1	DNP
CLARK, R. RB	1-1	-	-	1-1

FUMBLES FORCED	Number	ASU	SMU	UCF
RUSSELL, JJ	1	1	-	-
BROUSSARD, John	1	DNP	1	-
OWENS, Rodney	1	-	-	1
GOODSON, O.	1	-	-	1
JOHNSON, Q.	1	-	1	-

FUMBLES RECOVERED	Number	ASU	SMU	UCF
MASHBURN, Cole	1	1	-	-
JOHNSON, Q.	1	-	1	-
BROUSSARD, John	1	DNP	1	-
LINDSEY, Tyrez	1	-	-	1



CONNOR ADAIR
R-JUNIOR • QUARTERBACK
2L • 6-4 • 184
TRUSSVILLE, ALA.
HEWITT-TRUSSVILLE HS
MAJOR: MARKETING MANAGEMENT

Career

Member of the team for three seasons ... Heads in to 2020 with seven appearances ... Has gone 11-of-17 passing for 126 yards and one touchdown ... Has two years of eligibility remaining.

Honors (Academic/Athletic)

2017-18, 2018-19, 2019-20 American Athletic Conference All-Academic Team ... Dean's List for the 2020 spring semester ... Tiger 3.0 Club for 2017 fall, 2019 spring and 2020 spring semesters ... 2017 Glenn Jones Offensive Scout Team Player of the Year.

Career Highs

Pass Completions 6, vs Southern, Sept. 7, 2019
 Pass Attempts 7, vs Southern, Sept. 7, 2019
 Passing Yards 61, vs Southern, Sept. 7, 2019
 Passing Touchdowns 1, vs UConn, Oct. 6, 2018
 Longest Passing Play 26, at Houston, Nov. 16, 2019
 Rushing Yards 22, at USF, Nov. 23, 2019
 Rushing Touchdowns 22, at USF, Nov. 23, 2019
 Longest Rush 22, at USF, Nov. 23, 2019

Passing Stats

Year	GP/GS	Cmp	Att	Int	Yds	TD	Long	%	Avg/P	Avg/G
2018	2/0	1	2	0	17	1	17	.50	8.5	8.5
2019	5/0	10	15	0	109	0	26	.67	7.3	21.8
Total	7/0	11	17	0	126	1	26	.65	7.4	18.0

Rushing Stats

Year	GP/GS	Att	Yds	TD	Long	AVG/A	AVG/G
2018	2/0	0	0	0	0	0.0	0.0
2019	5/0	2	26	1	22	13.0	5.2
Total	7/0	2	26	1	22	13.0	3.7

Game-by-Game Stats

Date	Opponent	Passing				Rushing				Receiving							
		Cmp	Att	Int	%	Yds	TD	Long	Att	Yds	TD	Long	Rec	Yds	TD	Long	
9/1/2018	Mercer	0	1	0	0.0%	0	0	0	0	0	0	0	0	0	0	0	0
9/8/2018	at Navy	Did Not Play															
9/14/2018	Georgia State	Did Not Play															
9/22/2018	South Alabama	Did Not Play															
9/28/2018	at Tulane	Did Not Play															
10/6/2018	UConn	1	1	0	100.0%	17	1	17	0	0	0	0	0	0	0	0	0
10/13/2018	UCF	Did Not Play															
10/20/2018	at Missouri	Did Not Play															
11/3/2018	at ECU	Did Not Play															
11/10/2018	Tulsa	Did Not Play															
11/15/2018	at SMU	Did Not Play															
11/23/2018	Houston	Did Not Play															
12/1/2018	at UCF	Did Not Play															
12/22/2018	vs Wake Forest	Did Not Play															
8/31/2019	Ole Miss	Did Not Play															
9/7/2019	Southern	6	7	0	85.7%	61	0	25	0	0	0	0	0	0	0	0	0
9/14/2019	at S. Alabama	2	2	0	100.0%	9	0	6	0	0	0	0	0	0	0	0	0
9/26/2019	Navy	Did Not Play															
10/5/2019	at ULM	Did Not Play															
10/12/2019	at Temple	Did Not Play															
10/18/2019	Tulane	0	1	0	0.0%	0	0	0	0	0	0	0	0	0	0	0	0
10/26/2019	at Tulsa	Did Not Play															
11/2/2019	SMU	Did Not Play															
11/16/2019	at Houston	1	2	0	50.0%	26	0	26	1	4	0	4	0	0	0	0	0
11/23/2019	at USF	1	3	0	33.3%	13	0	13	1	22	1	22	0	0	0	0	0
11/29/2019	Cincinnati	Did Not Play															
12/7/2019	Cincinnati	Did Not Play															
12/28/2019	vs Penn State	Did Not Play															
9/5/2020	Arkansas State	Did Not Play															
10/3/2020	at SMU	Did Not Play															
10/17/2020	UCF	Did Not Play															



JAYLON ALLEN
R-SOPHOMORE • DEFENSIVE LINE
1L • 6-2 • 238
HUMBLE, TEXAS
ATASCOCITA HS
MAJOR: SPORT AND LEISURE MANAGEMENT

Career

Redshirted in 2018 ... Appeared in 11 of 14 games as a redshirt freshman in 2019 as Memphis won the 2019 American Athletic Conference championship and earned the program's first New Year's Six Bowl spot with a Cotton Bowl berth.

Honors (Academic/Athletic)

2018-19 American Athletic Conference All-Academic Team ... Tiger 3.0 Club for 2019 spring semester.

Career Highs


Tackles 2, vs Cincinnati, Dec. 7, 2019

Defensive Stats

Year	GP/GS	Solo	Ast	Tot	TFL-Yds	Sacks-Yds	Int	PD	FF	FR	Blk
2019	11/0	1	3	4	0-0	0-0	0	0	0	0	0
2020	1/0	0	0	0	0.0-0	0.0-0	0	0	0	0	0
Total	14/0	1	3	4	0-0	0-0	0	0	0	0	0

Game-by-Game Stats

Date	Opponent	Tackles				Sacks		Fumble		Int	Pass	Blkd
		Solo	Ast	Tot	TFL	Yds	FF	FR	Yds			
8/31/2019	Ole Miss	0	0	0	0	0	0	0	0	0	0	0
9/7/2019	Southern	0	0	0	0	0	0	0	0	0	0	0
9/14/2019	at S. Alabama	0	0	0	0	0	0	0	0	0	0	0
9/26/2019	Navy	0	0	0	0	0	0	0	0	0	0	0
10/5/2019	at ULM	Did Not Play										
10/12/2019	at Temple	0	0	0	0	0	0	0	0	0	0	0
10/18/2019	Tulane	0	1	1	0	0	0	0	0	0	0	0
10/26/2019	at Tulsa	Did Not Play										
11/2/2019	SMU	Did Not Play										
11/16/2019	at Houston	0	0	0	0	0	0	0	0	0	0	0
11/23/2019	at USF	0	1	1	0	0	0	0	0	0	0	0
12/7/2019	Cincinnati	0	0	0	0	0	0	0	0	0	0	0
12/7/2019	Cincinnati	1	1	2	0	0	0	0	0	0	0	0
12/28/2019	vs Penn State	0	0	0	0	0	0	0	0	0	0	0
9/5/2020	Arkansas State	0	0	0	0	0	0	0	0	0	0	0
10/3/2020	at SMU	0	0	0	0	0	0	0	0	0	0	0
10/17/2020	UCF	0	0	0	0	0	0	0	0	0	0	0



NEHEMIAH AUGUSTUS
R-SENIOR • LINEBACKER
3L • 6-0 • 208
PATTERSON, LA.
PATTERSON HS
MAJOR: INTERDISCIPLINARY STUDIES

Career

Has appeared in 39 games in three seasons at Memphis ... Has 43 total tackles (31 solo) ... Has 2.5 TFL and one PBU ... Has 11 multi-tackle games ... Has one year of eligibility remaining in 2020.

Career Highs


Tackles 5, vs Tulsa, Nov. 10, 2018
 Pass Breakups 1, vs SIU, Sept. 23, 2017
 Tackles for Loss 1.5, vs Georgia State, Sept. 14, 2018
 Quarterback Hurries 1, 4x, last vs Tulsa, Nov. 10, 2018

Defensive Stats

Year	GP/GS	Solo	Ast	Tot	TFL-Yds	Sacks-Yds	Int	PD	FF	FR	Blk
2017	13/0	12	7	19	0-0	0-0	0	1	0	0	0
2018	14/0	15	4	19	2.5-6	0-0	0	0	0	0	0
2019	12/0	4	1	5	0-0	0-0	0	0	0	0	0
2020	0/0	0	0	0	0-0	0-0	0	0	0	0	0
Total	39	31	12	43	2.5-6	0-0	0	1	0	0	0

Game-by-Game Stats

Date	Opponent	Tackles				Sacks	Fumble			Int	Pass	Blkd
		Solo	Ass	Tot	TFL		FF	FR	Yds			
8/31/2017	ULM	1	0	1	0	0	0	0	0	0	0	0
9/16/2017	UCLA	1	0	1	0	0	0	0	0	0	0	0
9/23/2017	Southern Illinois	1	0	1	0	0	0	0	0	0	1	0
9/30/2017	at UCF	0	1	1	0	0	0	0	0	0	0	0
10/6/2017	at UConn	2	1	3	0	0	0	0	0	0	0	0
10/14/17	Navy	1	0	1	0	0	0	0	0	0	0	0
10/19/2017	at Houston	0	0	0	0	0	0	0	0	0	0	0
10/27/2017	Tulane	2	0	2	0	0	0	0	0	0	0	0
11/3/2017	at Tulsa	1	1	2	0	0	0	0	0	0	0	0
11/18/2017	SMU	1	0	1	0	0	0	0	0	0	0	0
11/25/2017	ECU	2	1	3	0	0	0	0	0	0	0	0
12/2/2017	at UCF	0	3	3	0	0	0	0	0	0	0	0
12/30/2017	Iowa State	0	0	0	0	0	0	0	0	0	0	0
9/1/2018	Mercer	1	0	1	0	0	0	0	0	0	1	0
9/8/2018	at Navy	0	0	0	0	0	0	0	0	0	0	0
9/14/2018	Georgia State	1	2	3	1.5	2	0	0	0	0	1	0
9/22/2018	South Alabama	1	1	2	0	0	0	0	0	0	1	0
9/28/2018	at Tulane	0	0	0	0	0	0	0	0	0	0	0
10/6/2018	UConn	0	0	0	0	0	0	0	0	0	0	0
10/13/2018	UCF	0	0	0	0	0	0	0	0	0	0	0
10/20/2018	at Missouri	1	0	1	0	0	0	0	0	0	0	0
11/3/2018	at ECU	2	0	2	0	0	0	0	0	0	0	0
11/10/2018	Tulsa	4	1	5	1.0	4	0	0	0	0	1	0
11/15/2018	at SMU	0	0	0	0	0	0	0	0	0	0	0
11/23/2018	Houston	4	0	4	0	0	0	0	0	0	0	0
12/1/2018	at UCF	0	0	0	0	0	0	0	0	0	0	0
12/22/2018	vs Wake Forest	1	0	1	0	0	0	0	0	0	0	0
8/31/2019	Ole Miss	0	0	0	0	0	0	0	0	0	0	0
9/7/2019	Southern	1	0	1	0	0	0	0	0	0	0	0
9/14/2019	at S. Alabama	0	0	0	0	0	0	0	0	0	0	0
9/26/2019	Navy	0	0	0	0	0	0	0	0	0	0	0
10/5/2019	at ULM	0	0	0	0	0	0	0	0	0	0	0
10/12/2019	at Temple	1	1	2	0	0	0	0	0	0	0	0
10/18/2019	Tulane	0	0	0	0	0	0	0	0	0	0	0
10/26/2019	at Tulsa	0	0	0	0	0	0	0	0	0	0	0
11/2/2019	SMU	1	0	1	0	0	0	0	0	0	0	0
11/16/2019	at Houston	0	0	0	0	0	0	0	0	0	0	0
11/23/2019	at USF											
12/7/2019	Cincinnati											
12/7/2019	Cincinnati	0	0	0	0	0	0	0	0	0	0	0
12/28/2019	vs Penn State	1	0	1	0	0	0	0	0	0	0	0
9/5/2020	Arkansas State											
10/3/2020	at SMU											
10/17/2020	UCF											



CALVIN AUSTIN III
R-JUNIOR • WIDE RECEIVER
2L • 5-9 • 162
MEMPHIS, TENN.
HARDING ACADEMY
MAJOR: POLITICAL SCIENCE

Career

Made his on-field debut in 2018 after redshirting in 2017 ... Has two years of eligibility remaining ... Has played in 29 games with three starts ... Has 37 receptions for 579 yards and seven touchdowns ... Has a long reception of 46 yards ... Had a career-best nine catches for a career-high 151 yards against UCF (Oct. 17, 2020) ... Also has six rushes for 97 yards and two TDs ... Has run sprints and relays for the Tigers track and field program the past three seasons.

Honors (Academic/Athletic)

Tiger 3.0 Club for 2017 fall and 2019 spring semesters ... Track and Field: 2019 U.S. Track and Field/Cross Country Coaches Association (USTFCCCA) All-America second team (4x100m relay) ... 2019 All-American Athletic Conference (4x100m relay) ... 2018 USTFCCCA All-America honorable mention (4x400m relay) ... 2018 All-American Athletic Conference four times (indoor: 200m, 4x400m relay; outdoor: 4x100m relay, 4x400m relay).

Career Highs

Touchdowns 2, 2x, last vs UCF, Oct. 17, 2020
 Receptions 9, vs UCF, Oct. 17, 2020
 Receiving Yards 151, vs UCF, Oct. 17, 2020
 Long Reception 46, vs Tulane, Oct. 19, 2019
 Receiving Touchdowns 2, 2x, last vs UCF, Oct. 17, 2020
 Rushes 2, vs Penn State, Dec. 28, 2019
 Rushing Yards 83, vs Mercer, Sept. 1, 2018
 Long Rush 83, vs Mercer, Sept. 1, 2018
 Rushing Touchdowns 1, 2x, last at Tulsa, Oct. 26, 2019

Punt Return Stats

Year	GP/GS	No	Yds	TD	Long	Avg/R	Avg/G
2018	13/0	0	0	0	0	0.0	0.0
2019	13/0	4	0	0	2	0.0	0.0
2020	3/3	2	15	0	8	7.5	5.0
Total	29/3	6	15	0	8	2.5	0.5

Receiving Stats

Year	GP/GS	Rec	Yds	TD	Long	Rec/G	Avg/C	Avg/G
2018	13/0	2	24	0	18	0.2	12.0	1.8
2019	13/0	17	315	3	46	1.3	18.5	24.2
2020	1/1	18	240	4	40	6.0	13.3	80.0
Total	29/3	37	579	7	46	1.3	15.6	20.0

Rushing Stats

Year	GP/GS	Att	Yds	TD	Long	AVG/A	AVG/G
2018	13/0	1	83	1	83	83.0	6.4
2019	13/0	4	3	1	7	0.8	0.2
2020	3/3	1	11	0	11	11.0	3.7
Total	29/3	6	97	2	83	16.2	3.3

Game-by-Game Stats

Date	Opponent	Rushing				Receiving				Punt Returns			
		Att	Yds	TD	Long	Rec	Yds	TD	Long	Att	Yds	TD Long	
9/1/2018	Mercer	1	83	1	83	1	18	0	18	0	0	0	0
9/8/2018	at Navy	0	0	0	0	0	0	0	0	0	0	0	0
9/14/2018	Georgia State	0	0	0	0	0	0	0	0	0	0	0	0
9/22/2018	South Alabama	0	0	0	0	0	0	0	0	0	0	0	0
9/28/2018	at Tulane	0	0	0	0	0	0	0	0	0	0	0	0
10/6/2018	UConn	0	0	0	0	0	0	0	0	0	0	0	0
10/13/2018	UCF												
10/20/2018	at Missouri	0	0	0	0	0	0	0	0	0	0	0	0
11/3/2018	at ECU	0	0	0	0	0	0	0	0	0	0	0	0
11/10/2018	Tulsa	0	0	0	0	1	6	0	6	0	0	0	0
11/16/2018	at SMU	0	0	0	0	0	0	0	0	0	0	0	0
11/23/2018	Houston												
12/1/2018	at UCF												
12/22/2018	vs Wake Forest												
8/31/2019	Ole Miss												
9/7/2019	Southern	0	0	0	0	0	0	0	0	0	0	0	0
9/14/2019	at South Alabama	0	0	0	0	0	0	0	0	1	-1	0	0
9/26/2019	Navy	0	0	0	0	0	0	0	0	0	0	0	0
10/5/2019	at ULM	0	0	0	0	1	40	0	40	0	0	0	0
10/12/2019	at Temple	0	0	0	0	0	0	0	0	0	0	0	0
10/18/2019	Tulane	0	0	0	0	2	57	2	46	0	0	0	0
10/26/2019	at Tulsa	1	2	1	2	3	57	0	29	0	0	0	0
11/2/2019	SMU	0	0	0	0	1	24	0	24	1	0	0	0
11/16/2019	at Houston	0	0	0	0	5	81	1	20	2	1	0	2
11/23/2019	at USF	1	7	0	7	1	13	0	13	0	0	0	0
11/29/2019	Cincinnati	0	0	0	0	1	4	0	4	0	0	0	0
12/7/2019	Cincinnati	0	0	0	0	0	0	0	0	0	0	0	0
12/28/2019	vs Penn State	2	-6	0	4	3	39	0	27	0	0	0	0
9/5/2020*	Arkansas State	0	0	0	0	3	11	1	9	0	0	0	0
10/3/2020*	at SMU	0	0	0	0	6	78	1	32	2	15	0	8
10/17/2020*	UCF	1	11	0	11	9	151	2	40	0	0	0	0



SANCHEZ' BLAKE JR.
R-JUNIOR • DEFENSIVE BACK/SAFETY
2L • 6-0 • 200
OLIVE BRANCH, MISS.
OLIVE BRANCH HS
MAJOR: SPORT AND LEISURE MANAGEMENT

Career

Member of the team for three seasons ... Saw first season of on-field action in 2018 after redshirting in 2017 ... Has played in 27 games ... Has 123 total tackles (93 solo), including 2.5 TFL ... Has two interceptions ... Has six PBUs and one forced fumble ... Has two years of eligibility remaining.

Honors (Academic/Athletic)

2019-20 American Athletic Conference All-Academic Team.

Career Highs


Tackles 13, vs Penn State, Dec. 28, 2019
 Pass Breakups 1, 4x, last at ULM, Oct. 5, 2019
 Tackles for Loss 2.0, vs Wake Forest, Dec. 22, 2018
 Forced Fumbles 1, at UCF, Dec. 1, 2018
 Interceptions 1, 2x, last vs Cincinnati, Nov. 29, 2019

Defensive Stats

Year	GP/GS	Solo	Ast	Tot	TFL-Yds	Sacks-Yds	Int	PD	FF	FR	Blk
2018	14/0	38	9	47	2.5-4	0-0	0	3	1	0	0
2019	10/10	49	20	69	0-0	0-0	2	3	0	0	0
2020	1/1	6	1	7	0-0	0-0	0	0	0	0	0
Total	27/11	93	30	123	2.5-4	0-0	2	6	1	0	0

Game-by-Game Stats

Date	Opponent	Tackles					Sacks	Fumble			Int	Pass	Blkd	Saf	
		Solo	Ast	Tot	TFL	Yds		FF	FR	Yds					
9/1/2018	Mercer	1	2	3	0.5	1	0	0	0	0	0	0	1	0	0
9/8/2018	at Navy	0	0	0	0	0	0	0	0	0	0	0	0	0	0
9/14/2018	Georgia State	0	1	1	0	0	0	0	0	0	0	0	0	0	0
9/22/2018	South Alabama	0	1	1	0	0	0	0	0	0	0	0	0	0	0
9/28/2018	at Tulane	0	0	0	0	0	0	0	0	0	0	0	0	0	0
10/6/2018	UConn	4	3	7	0	0	0	0	0	0	0	0	0	0	0
10/13/2018	UCF	1	0	1	0	0	0	0	0	0	0	0	0	0	0
10/20/2018	at Missouri	9	0	9	0	0	0	0	0	0	0	0	0	0	0
11/3/2018	at ECU	2	0	2	0	0	0	0	0	0	0	0	0	0	0
11/10/2018	Tulsa	5	0	5	0	0	0	0	0	0	0	0	1	0	0
11/15/2018	at SMU	0	1	1	0	0	0	0	0	0	0	0	0	0	0
11/23/2018	Houston	3	0	3	0	0	0	0	0	0	0	0	1	0	0
12/1/2018	at UCF	8	1	9	0	0	0	1	0	0	0	0	0	0	0
12/22/2018	vs Wake Forest	5	0	5	2.0	3	0	0	0	0	0	0	0	0	0
8/31/2019	Ole Miss	4	0	4	0	0	0	0	0	0	0	0	0	0	0
9/7/2019	Southern	6	1	7	0	0	0	0	0	0	0	0	0	0	0
9/14/2019	at S. Alabama	1	2	3	0	0	0	0	0	0	0	0	0	0	0
9/26/2019	Navy	6	3	9	0	0	0	0	0	1	0	0	0	0	0
10/5/2019	at ULM	5	2	7	0	0	0	0	0	0	0	0	1	0	0
10/12/2019	at Temple	11	1	12	0	0	0	0	0	0	0	0	0	0	0
10/18/2019	Tulane	3	0	3	0	0	0	0	0	0	0	0	0	0	0
10/26/2019*	at Tulsa	<i>Did Not Play - Inj.</i>													
11/2/2019*	SMU	<i>Did Not Play - Inj.</i>													
11/16/2019*	at Houston	<i>Did Not Play - Inj.</i>													
11/23/2019*	at USF	<i>Did Not Play - Inj.</i>													
11/29/2019	Cincinnati	2	0	2	0	0	0	0	0	1	0	0	0	0	0
12/7/2019	Cincinnati	7	2	9	0	0	0	0	0	0	0	0	0	0	0
12/28/2019	vs Penn State	4	9	13	0	0	0	0	0	0	0	0	0	0	0
9/5/2020*	Arkansas State	5	1	6	0	0	0	0	0	0	0	0	0	0	0
10/3/2020	at SMU	1	0	1	0	0	0	0	0	0	0	0	0	0	0
9/5/2020*	UCF	0	0	0	0	0	0	0	0	0	0	0	0	0	0



PRESTON BRADY
R-JUNIOR • HOLDER/LONG SNAPPER
2L • 6-0 • 222
CORDOVA, TENN.
EVANGELICAL CHRISTIAN SCHOOL
MAJOR: MARKETING MANAGEMENT

Career

Saw first season of on-field action in 2018 after redshirting in 2017 ... Has played in 29 games, seeing action primarily as the squad's holder ... Has two years of eligibility remaining ... named the 2019 recipient of the Peter Mortell Holder of the Year Award.

Honors (Academic/Athletic)

2017-18 American Athletic Conference All-Academic Team ... Tiger 3.0 Club for 2017 fall semester ... 2019 summer intern at St. Jude in the Sports Marketing department.

Holds/Snaps

YEAR	GP/GS	PATs	FGs	Punts
2018	14/0	79	20	0
2019	14/0	66	25	10
2020	3/0	7	2	7
Total	31/0	152	47	17

Game-by-Game Holds/Snaps

DATE	OPPONENT	PATs	FGs
9/1/2018	Mercer	9/9	1/1
9/8/2018	at Navy	3/3	0/0
9/14/2018	Georgia State	8/8	1/1
9/22/2018	South Alabama	7/7	1/2
9/28/2018	at Tulane	3/3	1/1
10/6/2018	UConn	7/8	0/1
10/13/2018	UCF	3/3	3/3
10/20/2018	at Missouri	3/4	2/2
11/3/2018	at ECU	8/8	1/1
11/10/2018	Tulsa	5/6	2/2
11/16/2018	at SMU	4/4	0/1
11/23/2018	Houston	7/7	1/1
12/1/2018	at UCF	5/5	2/3
12/22/2018	vs Wake Forest	4/4	0/1
8/31/2019	Ole Miss	1/2	0/0

9/7/2019	Southern	7/7	2/2
9/14/2019	at S. Alabama	4/4	2/2
9/26/2019	Navy	5/5	0/1
10/5/2019	at ULM	5/5	1/1
10/12/2019	at Temple	4/4	0/0
10/19/2019	Tulane	5/5	2/2
10/26/2019	at Tulsa	6/6	0/1
11/2/2019	SMU	6/6	4/4
11/16/2019	at Houston	6/6	1/1
11/23/2019	at USF	7/7	0/0
11/29/2019	Cincinnati	4/4	2/2
12/7/2019	Cincinnati	2/2	3/3
12/28/2019	vs Penn State	3/3	6/6
9/5/2020	Arkansas State	4/5	1/2
10/3/2020	at SMU	2/2	3/3
10/17/2020	UCF	4/4	0/0



NIGEL BRANNON
R-SOPHOMORE • DEFENSIVE LINE
1L • 6-5 • 333
OKLAHOMA CITY, OKLA.
JOHN MARSHALL HS
MAJOR: SPORT AND LEISURE MANAGEMENT

Career

Saw his first game action in 2019 after redshirting the 2018 season ... Has appeared in 14 games as a member of the offensive line and is preparing for a move to the defensive side of the ball in 2020.

Honors (Academic/Athletic)

Tiger 3.0 Club for the 2018 fall semester.

Defensive Stats

Year	GP/GS	Solo	Ast	Tot	TFL-Yds	Sacks-Yds	Int	PD	FF	FR	Blk
2020	2/0	0	0	0	0-0	0-0	0	0	0	0	0
Total	2/0	0	0	0	0-0	0-0	0	0	0	0	0

Offensive Line

Date	Opponent	Position - Plays
8/31/2019	Ole Miss	Special Teams
9/7/2019	Southern	Special Teams
9/14/2019	at S. Alabama	Special Teams
9/26/2019	Navy	Special Teams
10/5/2019	at ULM	Special Teams
10/12/2019	at Temple	Special Teams
10/19/2019	Tulane	Special Teams
10/26/2019	at Tulsa	Special Teams
11/2/2019	SMU	Special Teams
11/16/2019	at Houston	Special Teams
11/23/2019	at USF	Special Teams
11/29/2019	Cincinnati	Special Teams
12/7/2019	Cincinnati	Special Teams
12/28/2019	vs Penn State	Special Teams

Game-by-Game Stats

Date	Opponent	Tackles					Sacks	Fumble			Int	Pass	Blkd	Saf
		Solo	Ast	Tot	TFL	Yds		FF	FR	Yds				
9/5/2020	Arkansas State	0	0	0	0	0	0	0	0	0	0	0	0	0
10/3/2020	at SMU	0	0	0	0	0	0	0	0	0	0	0	0	0
10/17/2020	UCF	<i>Did Not Play</i>												



JOHN BROUSSARD JR.

SENIOR • DEFENSIVE BACK

1L • 6-0 • 190

PHENIX CITY, ALA.

CENTRAL HS/AUBURN

GRAD STUDENT: SPORT AND LEISURE MANAGEMENT

Career

Transferred to Memphis from Auburn following the 2018 season ... A graduate transfer who earned his bachelor's degree from Snead State Community College after withdrawing from Auburn ... Has appeared in 10 games and has 12 tackles ... Recorded a forced fumble and fumble recovery at SMU (Oct. 3, 2020) Has one year of eligibility remaining.

Career Highs

Tackles 6, at Tulsa, Oct. 26, 2019
 Forced Fumbles 1, at SMU, Oct. 3, 2020
 Fumble Recoveries 1, at SMU, Oct. 3, 2020

Defensive Stats

Year	GP/GS	Solo	Ast	Tot	TFL-Yds	Sacks-Yds	Int	PD	FF	FR	Blk
2019	8/0	3	3	6	0-0	0-0	0	0	0	0	0
2020	2/0	9	0	9	0-0	0-0	0	0	1	1	0
Total	10/0	12	3	15	0-0	0-0	0	0	1	1	0

Game-by-Game Stats

Date	Opponent	Tackles					Sacks		Fumble		Int		Pass		Blkd		
		Solo	Ast	Tot	TFL	Yds	Tot	Yds	FF	FR	Yds	Tot	Yds	QBH	Brk	Kick	Saf
8/31/2019	Ole Miss	Did Not Play															
9/7/2019	Southern	Did Not Play															
9/14/2019	at S. Alabama	Did Not Play															
9/26/2019	Navy	Did Not Play															
10/5/2019	at ULM	Did Not Play															
10/12/2019	at Temple	Did Not Play															
10/18/2019	Tulane	0	0	0	0	0	0	0	0	0	0	0	0	0	0	0	0
10/26/2019	at Tulsa	3	3	6	0	0	0	0	0	0	0	0	0	0	0	0	0
11/2/2019	SMU	0	0	0	0	0	0	0	0	0	0	0	0	0	0	0	0
11/16/2019	at Houston	0	0	0	0	0	0	0	0	0	0	0	0	0	0	0	0
11/23/2019	at USF	0	0	0	0	0	0	0	0	0	0	0	0	0	0	0	0
11/29/2019	Cincinnati	0	0	0	0	0	0	0	0	0	0	0	0	0	0	0	0
12/7/2019	Cincinnati	0	0	0	0	0	0	0	0	0	0	0	0	0	0	0	0
12/28/2019	vs Penn State	0	0	0	0	0	0	0	0	0	0	0	0	0	0	0	0
9/5/2020	Arkansas State	Did Not Play															
10/3/2020	at SMU	5	0	5	0	0	0	0	1	1	0	0	0	0	0	0	0
10/17/2020*	UCF	4	0	4	0	0	0	0	0	0	0	0	0	0	0	0	0



KEITH BROWN JR.

R-SENIOR • LINEBACKER

2L • 6-1 • 236

MADISON, MISS.

MADISON CENTRAL HS/NORTHWEST MISSISSIPPI CC

MAJOR: MANAGEMENT

Career

Joined the Memphis program in January 2018 ... Transferred to Memphis from Northwest Mississippi Community College ... Has appeared in 16 career games after an injury shortened his 2018 season to three games ... Had nine total tackles ... Scored his first Memphis touchdown after recovering a blocked punt against Southern.

Honors (Academic/Athletic)

Tiger 3.0 Club for 2018 spring semester.

Career Highs

Tackles 2, 2x, last at South Alabama, Sept. 14, 2019

Defensive Stats

Year	GP/GS	Solo	Ast	Tot	TFL-Yds	Sacks-Yds	Int	PD	FF	FR	Blk
2018	3/0	2	1	3	0-0	0-0	0	0	0	0	0
2019	13/0	3	3	6	0-0	0-0	0	0	0	0	0
2020	3/0	0	0	0	0.0-0	0.0-0	0	0	0	0	0
Total	19/0	5	4	9	0-0	0-0	0	0	0	0	0

Game-by-Game Stats

Date	Opponent	Tackles					Sacks		Fumble		Int		Pass		Blkd		
		Solo	Ast	Tot	TFL	Yds	Tot	Yds	FF	FR	Yds	Tot	Yds	QBH	Brk	Kick	Saf
9/1/2018	Mercer	1	0	1	0	0	0	0	0	0	0	0	0	0	0	0	0
9/8/2018	at Navy	0	0	0	0	0	0	0	0	0	0	0	0	0	0	0	0
9/14/2018	Georgia State	1	1	2	0	0	0	0	0	0	0	0	0	0	0	0	0
9/22/2018	South Alabama	Did Not Play															
9/28/18	at Tulane	Did Not Play															
10/6/2018	UConn	Did Not Play															
10/13/2018	UCF	Did Not Play															
10/20/2018	at Missouri	Did Not Play															
11/3/2018	at ECU	Did Not Play															
11/10/2018	Tulsa	Did Not Play															
11/15/2018	at SMU	Did Not Play															
11/23/2018	Houston	Did Not Play															
12/1/2018	at UCF	Did Not Play															
12/22/2018	vs Wake Forest	Did Not Play															
8/31/2019	Ole Miss	Did Not Play															
9/7/2019	Southern	1	0	1	0	0	0	0	0	0	0	0	0	0	0	0	0
9/14/2019	at S. Alabama	1	1	2	0	0	0	0	0	0	0	0	0	0	0	0	0
9/26/2019	Navy	1	0	1	0	0	0	0	0	0	0	0	0	1	0	0	0
10/5/2019	at ULM	0	0	0	0	0	0	0	0	0	0	0	0	0	0	0	0
10/12/2019	at Temple	0	0	0	0	0	0	0	0	0	0	0	0	0	0	0	0
10/18/2019	Tulane	0	0	0	0	0	0	0	0	0	0	0	0	0	0	0	0
10/26/2019	at Tulsa	0	0	0	0	0	0	0	0	0	0	0	0	0	0	0	0
11/2/2019	SMU	0	1	1	0	0	0	0	0	0	0	0	0	0	0	0	0
11/16/2019	at Houston	0	1	1	0	0	0	0	0	0	0	0	0	0	0	0	0
11/23/2019	at USF	0	0	0	0	0	0	0	0	0	0	0	0	0	0	0	0
11/29/2019	Cincinnati	0	0	0	0	0	0	0	0	0	0	0	0	0	0	0	0
12/7/2019	Cincinnati	0	0	0	0	0	0	0	0	0	0	0	0	0	0	0	0
12/28/2019	vs Penn State	0	0	0	0	0	0	0	0	0	0	0	0	0	0	0	0
9/5/2020	Arkansas State	0	0	0	0	0	0	0	0	0	0	0	0	0	0	0	0
10/3/2020	at SMU	0	0	0	0	0	0	0	0	0	0	0	0	0	0	0	0
10/17/2020	UCF	0	0	0	0	0	0	0	0	0	0	0	0	0	0	0	0



TJ CARTER

SENIOR • DEFENSIVE BACK

3L • 5-11 • 190

NASHVILLE, TENN.

STRATFORD HS

MAJOR: SPORT AND LEISURE MANAGEMENT

- Paycom Jim Thorpe Award Preseason Watch List (2020)
- AAC Honorable Mention (2019)
- All-AAC Second Team (2017, 2018)
- FWAA Freshman All-America Team (2017)
- USA Today Freshman All-America Team (2017)
- ESPN Freshman All-America Team (2017)
- American Athletic Conference Rookie of the Year (2017)
- Nagurski National Defensive Player of the Week (10/24/17)
- AAC Defensive POW (10/23/17)
- CollegeSportsMadness.com AAC Defensive POW (10/22/17)
- Memphis Freshman Record for Interceptions (5) in a Season (2017)

Career

One of the nation's top defensive backs ... Has 177 total tackles (143 solo) ... Has 37 passes defended with seven interceptions and 30 PBU ... Also has three fumble recoveries, three forced fumbles and 6.0 TFL ... Has 34 multi-tackle games ... Holds program's freshman record for interceptions in a season (5).

Honors (Academic/Athletic)

2017-18 American Athletic Conference All-Academic Team ... Dean's List for the 2017 fall semester ... Tiger 3.0 Club for the 2017 fall and 2018 spring semesters ... 2017 USA Today Freshman All-America Team ... 2017 ESPN.com Freshman All-America Team ... 2017 American Athletic Conference Rookie of the Year ... 2017, 2018 All-American Athletic Conference second team ... Picked up the Nagurski National Defensive Player of the Week honor Oct. 23, 2017 ... Also earned The American and CollegeSportsMadness.com AAC Defensive Player of the Week accolades that same week.

Career Highs


Tackles 14, at Houston, Oct. 19, 2017
 Pass Breakups 3, 3x, last vs Houston, Nov. 23, 2018
 Interceptions 1, 7x, last vs Houston, Nov. 23, 2018
 Interception Ret. Yds 42, vs UCLA, Sept. 16, 2017
 Fumble Recoveries 1, 3x, last at Temple, Oct. 12, 2019
 Forced Fumbles 1, 3x, last at Temple, Oct. 12, 2019
 Sacks 1, vs Tulane, Oct. 19, 2019
 Tackles For Loss 1.5, vs Tulane, Oct. 19, 2019
 Quarterback Hurries 1, vs Tulane, Oct. 27, 2017

Defensive Stats

Year	GP/GS	Solo	Ast	Tot	TFL-Yds	Sacks-Yds	Int	PD	FF	FR	Blk
2017	13/13	54	15	69	1-1	0-0	5	16	1	2	0
2018	14/14	58	10	68	1.5-1	0-0	2	14	1	0	0
2019	12/12	30	9	39	3.5-14	1-10	0	7	1	1	0
2020	2/2	1	0	1	0-0	0-0	0	0	0	0	0
Total	41/41	143	34	177	6.0-16	1.0-10	7	37	3	3	0

Game-by-Game Stats

Date	Opponent	Tackles				Sacks Tot Yds	Fumble			Int Tot Yds	Pass QBH Brk	Blkd Kick Saf		
		Solo	Ast	Tot	TFL Yds		FF	FR	Yds					
8/31/2017*	ULM	4	0	4	0	0	0	0	1	0	0	0	0	
9/16/2017*	UCLA	6	1	7	0	0	0	0	0	1	42	0	1	0
9/23/2017*	Southern Illinois	4	3	7	0	0	0	0	0	0	0	0	0	0
9/30/2017*	at UCF	4	3	7	0	0	0	0	0	1	0	0	0	0
10/6/2017*	at UConn	2	2	4	0	0	0	0	0	1	0	0	0	0
10/14/2017*	Navy	1	0	1	0	0	0	0	1	0	0	0	0	0
10/19/2017*	at Houston	11	3	14	1.0	1	0	0	1	0	7	0	1	0
10/27/2017*	Tulane	6	0	6	0	0	0	0	0	0	1	1	0	0
11/3/2017*	at Tulsa	4	0	4	0	0	0	0	0	0	0	3	0	0
11/18/2017*	SMU	0	0	0	0	0	0	0	0	0	0	2	0	0
11/25/2017*	ECU	4	0	4	0	0	0	0	0	0	0	1	0	0
12/2/2017*	at UCF	3	0	3	0	0	0	0	0	1	25	0	0	0
12/30/2017*	Iowa State	5	3	8	0	0	0	0	0	0	0	2	0	0
9/1/2018*	Mercer	2	0	2	0	0	0	0	0	1	35	0	2	0
9/8/2018*	at Navy	4	2	6	1.0	1	0	0	1	0	0	0	0	0
9/14/2018*	Georgia State	3	0	3	0	0	0	0	0	0	0	0	0	0
9/22/2018*	South Alabama	7	0	7	0	0	0	0	0	0	0	0	0	0
9/28/2018*	at Tulane	4	0	4	0	0	0	0	0	0	0	0	0	0
10/6/2018*	UConn	2	1	3	0	0	0	0	0	0	0	1	0	0
10/13/2018*	UCF	3	1	4	0	0	0	0	0	0	0	0	0	0
10/20/2018*	at Missouri	6	0	6	0	0	0	0	0	0	0	0	0	0
11/3/2018*	at ECU	3	3	6	0	0	0	0	0	0	0	3	0	0
11/10/2018*	Tulsa	1	1	2	0.5	0	0	0	0	0	0	0	0	0
11/15/2018*	at SMU	3	1	4	0	0	0	0	0	0	0	2	0	0
11/23/2018*	Houston	2	0	2	0	0	0	0	0	1	0	0	3	0
12/1/2018*	at UCF	10	1	11	0	0	0	0	0	0	0	0	0	0
12/22/2018*	vs Wake Forest	8	0	8	0	0	0	0	0	0	0	1	0	0
8/31/2019*	Ole Miss	1	0	1	0	0	0	0	0	0	0	0	0	0
9/7/2019*	Southern	3	1	4	0	0	0	0	0	0	0	0	0	0
9/14/2019*	at S. Alabama	4	1	5	0	0	0	0	0	0	0	0	0	0
9/26/2019*	Navy	4	1	5	1.0	2	0	0	0	0	0	0	0	0
10/5/2019*	at ULM	0	2	2	0	0	0	0	0	0	0	1	0	0
10/12/2019*	at Temple	2	1	3	0	0	0	1	1	3	0	0	1	0
10/18/2019*	Tulane	2	2	4	1.5	11	1.0	10	0	0	0	0	0	0
10/26/2019*	at Tulsa	4	1	5	0	0	0	0	0	0	0	1	0	0
11/2/2019*	SMU	8	0	8	1.0	1	0	0	0	0	0	2	0	0
11/16/2019*	at Houston	2	0	2	0	0	0	0	0	0	0	0	0	0
11/23/2019*	at USF	0	0	0	0	0	0	0	0	0	0	2	0	0
11/29/2019*	Cincinnati	0	0	0	0	0	0	0	0	0	0	0	0	0
12/7/2019	Cincinnati	Did Not Play - Inj.												
12/28/2019	vs Penn State	Did Not Play - Inj.												
9/5/2020*	Arkansas State	1	0	1	0	0	0	0	0	0	0	0	0	0
10/3/2020*	at SMU	0	0	0	0	0	0	0	0	0	0	0	0	0
10/17/2020	UCF	Did Not Play												



JOHN CARTWRIGHT

SOPHOMORE • DEFENSIVE LINE

TR • 6-3 • 257

MADISON, MISS.

MADISON-RIDGELAND ACADEMY/EAST CENTRAL CC

MAJOR: ENGINEERING

Career

A transfer from East Central Community College ... Made Memphis debut in season opener against Arkansas State ... Made one tackle ... Has three years of eligibility remaining.

Career Highs


Tackles 1, vs Arkansas State, Sept. 5, 2020

Defensive Stats

Year	GP/GS	Solo	Ast	Tot	TFL-Yds	Sacks-Yds	Int	PD	FF	FR	Blk
2020	1/1	1	0	1	0-0	0-0	0	0	0	0	0
Total	1/1	1	0	1	0-0	0-0	0	0	0	0	0

Game-by-Game Stats

Date	Opponent	Tackles				Sacks Tot Yds	Fumble			Int Tot Yds	Pass QBH Brk	Blkd Kick Saf	
		Solo	Ast	Tot	TFL Yds		FF	FR	Yds				
9/5/2020	Arkansas State	1	0	1	0	0	0	0	0	0	0	0	0
10/3/2020	at SMU	Did Not Play - Inj.											
10/17/2020	UCF	Did Not Play - Inj.											



RODRIGUES'S CLARK

SOPHOMORE • RUNNING BACK

1L • 6-0 • 200

STARKVILLE, MISS.

STARKVILLE HS

MAJOR: SPORT AND LEISURE MANAGEMENT

Career

Finished his inaugural collegiate campaign with 26 rushes for 85 yards and one touchdown ... Rushed for a career-high 112 yards against UCF (Oct. 17, 2020) ... Also has two blocked punts on special teams (vs. Southern, Sept. 7, 2019; vs. Arkansas State, Sept. 5, 2020) ... Has three years of eligibility remaining.

Honors (Academic/Athletic)

2019-20 American Athletic Conference All-Academic Team ... Tiger 3.0 Club for the fall 2019 semester.

Career Highs

Rush Attempts 21, vs UCF, Oct. 17, 2020
 Rush Yards 112, vs UCF, Oct. 17, 2020
 Long Rush 29, vs UCF, Oct. 17, 2020
 Rushing Touchdowns 1, 2x, last vs Arkansas State, Sept. 5, 2020
 Blocked Punts 1, 2x, last vs Arkansas State, Sept. 5, 2020

Receiving Stats

Year	GP/GS	Rec	Yds	TD	Long	Rec/G	Avg/C	Avg/G
2019	8/0	0	0	0	0	0.0	0.0	0.0
2020	3/3	5	6	0	7	1.7	1.2	2.0
Total	11/3	5	6	0	7	0.5	1.2	0.5

Rushing Stats

Year	GP/GS	Att	Yds	TD	Long	AVG/A	AVG/G
2019	8/0	26	85	1	10	3.3	10.6
2020	3/3	57	315	1	29	5.5	105.0
Total	11/3	83	400	2	29	4.8	36.4

Defensive Stats

Year	GP/GS	Solo	Ast	Tot	TFL-Yds	Sacks-Yds	Int	PD	FF	FR	Blk
2019	8/0	0	0	0	0-0	0-0	0	0	0	0	1
2020	3/3	0	0	0	0-0	0-0	0	0	0	0	1
Total	11/3	0	0	0	0-0	0-0	0	0	0	0	2

Game-by-Game Stats

Date	Opponent	Rushing				Receiving			
		Att	Yds	TD	Long	Rec	Yds	TD	Long
8/31/2019	Ole Miss	Did Not Play							
9/7/2019	Southern	5	25	1	10	0	0	0	0
9/14/2019	at South Alabama	9	23	0	6	0	0	0	0
9/26/2019	Navy	Did Not Play							
10/5/2019	at ULM	2	10	0	10	0	0	0	0
10/12/2019	at Temple	2	-1	0	3	0	0	0	0
10/19/2019	Tulane	Did Not Play							
10/26/2019	at Tulsa	0	0	0	0	0	0	0	0
11/2/2019	SMU	Did Not Play							
11/16/2019	at Houston	3	7	0	5	0	0	0	0
11/23/2019	at USF	5	21	0	8	0	0	0	0
11/29/2019	Cincinnati	Did Not Play							
12/7/2019	Cincinnati	Did Not Play							
12/28/2019	vs Penn State	0	0	0	0	0	0	0	0
9/5/2020*	Arkansas State	20	105	1	14	0	0	0	0
10/3/2020*	at SMU	16	98	0	19	4	10	0	7
10/17/2020*	UCF	21	112	0	29	1	-4	0	0



JALIL CLEMONS

SOPHOMORE • DEFENSIVE LINE

1L • 6-3 • 240

STARKVILLE, MISS.

STARKVILLE HS

MAJOR: HEALTH STUDIES

Career

Appeared in 13 of 14 games in his first season at Memphis, finishing with 15 tackles, including eight solos and adding two sacks and five quarterback hurries ... Drew first start to open the 2020 season against Arkansas State ... Has three years of eligibility remaining ... He and teammate Rodrigues Clark both played in their true freshman seasons at Memphis after prepping at Starkville High School.

Career Highs

Tackles4, 2x, last vs UCF, Oct. 17, 2020
 Sacks2, vs SMU, Nov. 2, 2019
 Tackles For Loss2, vs SMU, Nov. 2, 2019
 Quarterback Hurries3, vs Arkansas State, Sept. 5, 2020

Defensive Stats

Year	GP/GS	Solo	Ast	Tot	TFL-Yds	Sacks-Yds	Int	PD	FF	FR	Blk
2019	13/0	8	7	15	5.5-16	2-11	0	0	0	0	0
2020	3/3	5	2	7	1-2	0-0	0	0	0	0	0
Total	16/1	13	9	22	6.5-18	2.0-11	0	0	0	0	0

Game-by-Game Stats

Date	Opponent	Tackles					Sacks	Fumble	Int	Pass	Blkd	Saf
		Solo	Ast	Tot	TFL	Yds						
8/31/2019	Ole Miss	Did Not Play										
9/7/2019	Southern	Did Not Play										
9/14/2019	at S. Alabama	2	2	4	1.0	1	0	0	0	0	2	0
9/26/2019	Navy	1	0	1	1.0	2	0	0	0	0	0	0
10/5/2019	at ULM	0	1	1	0	0	0	0	0	0	0	0
10/12/2019	at Temple	0	0	0	0	0	0	0	0	0	0	0
10/18/2019	Tulane	0	0	0	0	0	0	0	0	1	0	0
10/26/2019	at Tulsa	0	3	3	0	0	0	0	0	1	0	0
11/2/2019	SMU	2	0	2	2.0	11	2.0	11	0	0	0	0
11/16/2019	at Houston	0	0	0	0	0	0	0	0	1	0	0
11/23/2019	at USF	1	1	2	0.5	1	0	0	0	0	0	0
11/29/2019	Cincinnati	1	0	1	1.0	1	0	0	0	0	0	0
12/7/2019	Cincinnati	1	0	1	0	0	0	0	0	0	0	0
12/28/2019	vs Penn State	0	0	0	0	0	0	0	0	0	0	0
9/5/2020*	Arkansas State	2	0	2	0	0	0	0	0	3	0	0
10/3/2020*	at SMU	1	0	1	0	0	0	0	0	0	0	0
10/17/2020*	UCF	2	2	4	1.0	2	0	0	0	0	0	0



AN 'DARIUS COFFEY

FRESHMAN • DEFENSIVE BACK

HS • 6-0 • 181

WINONA, MISS.

WINONA HS

MAJOR: CRIMINAL JUSTICE

Career

Made collegiate debut in the 2020 season opener against Arkansas State on the special teams unit ... Played quarterback at Winona High School but is moving to defensive back in college ... Threw for 3,471 career yards and 39 touchdowns while rushing for 3,399 yards and 48 touchdowns ... Three-star player per Rivals.com ... Was the 25th-ranked recruit out of the state of Mississippi per 247Sports.com ... Has four years of eligibility remaining.

Defensive Stats

Year	GP/GS	Solo	Ast	Tot	TFL-Yds	Sacks-Yds	Int	PD	FF	FR	Blk
2020	3/0	0	0	0	0-0	0-0	0	0	0	0	0
Total	3/0	0	0	0	0-0	0-0	0	0	0	0	0

Game-by-Game Stats

Date	Opponent	Tackles			Sacks	Fumble	Int	Pass	Blkd	Saf
		Solo	Ast	Tot						
9/5/2020	Arkansas State	0	0	0	0	0	0	0	0	0
10/3/2020	at SMU	0	0	0	0	0	0	0	0	0
10/17/2020	UCF	0	0	0	0	0	0	0	0	0



XAVIER "ZAY" CULLENS

R-JUNIOR • LINEBACKER

2L • 6-1 • 225

ECRU, MISS.

NORTH PONTOTOC HS

MAJOR: EXERCISE SCIENCE

Career

Moved to linebacker after a prolific prep career as a running back and defensive back ... Saw first season of on-field action in 2018 after redshirting in 2017 ... Has seen action in 21 games ... Has 84 total tackles (56 solo) ... Has two years of eligibility remaining.

Honors (Academic/Athletic)

2017-18 American Athletic Conference All-Academic Team ... Dean's List for 2018 spring semester ... Tiger 3.0 Club for the 2017 fall, 2018 spring and 2019 spring semesters.

Career Highs

Tackles9, at Houston, Nov. 16, 2019
 Pass Breakups1, 5x, last vs UCF, Oct. 17, 2020
 Tackles for Loss1, 4x, last vs Arkansas State, Sept. 5, 2020
 Sacks1, 2x, last vs Arkansas State, Sept. 5, 2020
 Interceptions1, 2x, last vs Arkansas State, Sept. 5, 2020

Defensive Stats

Year	GP/GS	Solo	Ast	Tot	TFL-Yds	Sacks-Yds	Int	PD	FF	FR	Blk
2018	6/0	3	1	4	0-0	0-0	0	0	0	0	0
2019	13/5	46	23	69	3.5-11	1-2	1	4	0	0	0
2020	2/1	7	4	11	1-7	1-7	1	2	0	0	0
Total	21/6	56	28	84	4.5-18	2.0-9	2	6	0	0	0

Game-by-Game Stats

Date	Opponent	Tackles					Sacks Tot Yds	Fumble			Int Tot Yds	Pass QBH Brk	Blkd Kick Saf
		Solo	Ast	Tot	TFL	Yds		FF	FR	Yds			
9/1/2018	Mercer	2	0	2	0	0	0	0	0	0	0	0	0
9/8/2018	at Navy	Did Not Play											
9/14/2018	Georgia State	0	0	0	0	0	0	0	0	0	0	0	0
9/22/2018	South Alabama	Did Not Play											
9/28/2018	at Tulane	Did Not Play											
10/6/2018	UConn	2	1	3	0	0	0	0	0	0	0	1	0
10/13/2018	UCF	Did Not Play											
10/20/2018	at Missouri	Did Not Play											
11/3/2018	at ECU	Did Not Play											
11/10/2018	Tulsa	1	1	2	0.5	0	0	0	0	0	0	0	0
11/15/2018	at SMU	Did Not Play											
11/23/2018	Houston	Did Not Play											
12/1/2018	at UCF	Did Not Play											
12/22/2018	vs Wake Forest	Did Not Play											
8/31/2019	Ole Miss	4	0	4	0	0	0	0	0	0	0	1	0
9/7/2019	Southern	2	1	3	0.5	0	0	0	0	0	0	0	0
9/14/2019	at S. Alabama	1	1	2	0	0	0	0	0	1	0	0	0
9/26/2019	Navy	2	1	3	1.0	6	0	0	0	0	0	0	0
10/5/2019	at ULM	2	2	4	0	0	0	0	0	0	1	0	0
10/12/2019	at Temple	Did Not Play											
10/18/2019	Tulane	7	1	8	0	0	0	0	0	0	0	1	0
10/26/2019*	at Tulsa	2	6	8	0	0	0	0	0	0	0	0	0
11/2/2019*	SMU	4	0	4	0	0	0	0	0	0	1	0	0
11/16/2019*	at Houston	6	3	9	1.0	3	0	0	0	0	0	0	0
11/23/2019	at USF	1	2	3	0	0	0	0	0	0	0	0	0
11/29/2019*	Cincinnati	6	2	8	0	0	0	0	0	0	0	1	0
12/7/2019*	Cincinnati	6	1	7	0	0	0	0	0	0	0	0	0
12/28/2019	vs Penn State	3	3	6	1.0	2	1.0	2	0	0	0	0	0
9/5/2020*	Arkansas State	4	3	7	1.0	7	1.0	7	0	0	1	0	0
10/3/2020	at SMU	Did Not Play											
10/17/2020	UCF	3	1	4	0	0	0	0	0	0	0	1	0



EVERITT CUNNINGHAM

SENIOR • DEFENSIVE END
1L • 6-2 • 250
WEST POINT, MISS.
WEST POINT HS/EAST MISSISSIPPI CC
MAJOR: PROFESSIONAL STUDIES

Career

After helping East Mississippi CC to back-to-back NJCAA national titles, played in all but one game in his first year at Memphis ... Finished with 24 total tackles, including 16 solos, adding four TFL, three sacks, three quarterback hurries and one PBU ... Has one year of eligibility remaining.

Career Highs

Tackles 5, at Temple, Oct. 12, 2019
 Sacks 1, 3x last at USF, Nov. 23, 2019
 Tackles for Loss 1, 4x last vs Penn State, Dec. 28, 2019
 Pass Breakup 1, at ULM, Oct. 5, 2019

Defensive Stats

Year	GP/GS	Solo	Ast	Tot	TFL-Yds	Sacks-Yds	Int	PD	FF	FR	Blk
2019	13/1	16	8	24	4-31	3-27	0	1	0	0	0
2020	1/0	0	0	0	0-0	0-0	0	0	0	0	0
Total	14/1	16	8	24	4.0-31	3.0-27	0	1	0	0	0

Game-by-Game Stats

Date	Opponent	Tackles					Sacks Tot Yds	Fumble			Int Tot Yds	Pass QBH Brk	Blkd Kick Saf
		Solo	Ast	Tot	TFL	Yds		FF	FR	Yds			
8/31/2019	Ole Miss	Did Not Play											
9/7/2019	Southern	0	0	0	0	0	0	0	0	0	0	0	0
9/14/2019*	at S. Alabama	2	0	2	1.0	6	1.0	6	0	0	1	0	0
9/26/2019	Navy	0	0	0	0	0	0	0	0	0	0	0	0
10/5/2019	at ULM	3	1	4	0	0	0	0	0	0	1	0	0
10/12/2019	at Temple	5	0	5	0	0	0	0	0	0	0	0	0
10/18/2019	Tulane	1	1	2	1.0	13	1.0	13	0	0	0	0	0
10/26/2019	at Tulsa	0	3	3	0	0	0	0	0	0	0	0	0
11/2/2019	SMU	0	0	0	0	0	0	0	0	0	0	0	0
11/16/2019	at Houston	0	1	1	0	0	0	0	0	0	1	0	0
11/23/2019	at USF	2	0	2	1.0	8	1.0	8	0	0	0	0	0
11/29/2019	Cincinnati	2	0	2	0	0	0	0	0	0	1	0	0
12/7/2019	Cincinnati	0	2	2	0	0	0	0	0	0	0	0	0
12/28/2019	vs Penn State	1	0	1	1.0	4	0	0	0	0	0	0	0
9/5/2020	Arkansas State	Did Not Play											
10/3/2020	at SMU	0	0	0	0	0	0	0	0	0	0	0	0
10/17/2020	UCF	0	0	0	0	0	0	0	0	0	0	0	0



MATTDALE
R-JUNIOR • OFFENSIVE LINE
1L • 6-6 • 320
RAYMOND, MISS.
KEMPER COUNTY HS/HINDS CC
MAJOR: INTERDISCIPLINARY STUDIES

Career

Made first career start against Arkansas State in the 2020 season opener ... Played in two game in 2019 before redshirting ... has two years of eligibility remaining.

Career Highs

Offensive Plays 86, vs Arkansas State, Sept. 5, 2020

Offensive Line

Year	GP/GS	PLAYS/TOTAL TEAM PLAYS
2019	2/0	21/992
2020	3/1	86/86
Total	5/0	107/1078

Game-by-Game

Date	Opponent	Position - Plays
8/31/2019	Ole Miss	Did Not Play
9/7/2019	Southern	Did Not Play
9/14/2019	at S. Alabama	Right Tackle - 14/67
9/26/2019	Navy	Did Not Play
10/5/2019	at ULM	Did Not Play
10/12/2019	at Temple	Did Not Play
10/19/2019	Tulane	Right Tackle - 7/66
10/26/2019	at Tulsa	Did Not Play
11/2/2019	SMU	Did Not Play
11/16/2019	at Houston	Did Not Play
11/23/2019	at USF	Did Not Play
11/29/2019	Cincinnati	Did Not Play
12/7/2019	Cincinnati	Did Not Play
12/28/2019	vs Penn State	Did Not Play
9/5/2020*	Arkansas State	Right Guard - 86/86
10/3/2020	at SMU	Right Guard
10/17/2020	UCF	Right Guard



TYCE DANIEL
R-JUNIOR • TIGHT END
2L • 6-4 • 240
PADUCAH, KY.
MCCRACKEN COUNTY HS
MAJOR: SPORT AND LEISURE MANAGEMENT

Career

Saw first season of on-field action in 2018 after redshirting in 2017 ... Has played in 21 games ... Has two catches for 12 yards and one touchdown ... Has one solo tackle ... Has two years of eligibility remaining.

Honors (Academic/Athletic)

2018-19 American Athletic Conference All-Academic Team ... Tiger 3.0 Club for 2017 fall, 2018 fall and 2020 spring semesters.

Career Highs

Receptions 1, 2x, last vs. Penn State, Dec. 28, 2019
 Receiving Yards 9, vs. Penn State, Dec. 28, 2019
 Long Reception 11, vs. Penn State, Dec. 28, 2019
 Receiving Touchdowns 1, at Temple, Oct. 12, 2019

Receiving Stats

Year	GP/GS	Att	Yds	TD	Long	Rec/G	Avg/C	Avg/G
2018	8/0	0	0	0	0	0.0	0.0	0.0
2019	12/0	2	12	1	11	0.2	6.0	1.0
2020	2/0	0	0	0	0	0.0	0.0	0.0
Total	22/0	2	12	1	11	0.1	6.0	0.5

Game-by-Game Stats

Date	Opponent	Receiving		
		Rec	Yds	TD
9/1/2018	Mercer	0	0	0
9/8/2018	at Navy	Did Not Play		
9/14/2018	Georgia State	0	0	0
9/22/2018	South Alabama	0	0	0
9/28/2018	at Tulane	Did Not Play		
10/6/2018	UConn	0	0	0
10/13/2018	at UCF	Did Not Play		
10/20/2018	at Missouri	0	0	0
11/3/2018	at ECU	0	0	0
11/10/2018	Tulsa	0	0	0
11/15/2018	at SMU	Did Not Play		
11/23/2018	Houston	0	0	0
12/1/2018	at UCF	Did Not Play		
8/31/2019	Ole Miss	0	0	0
9/7/2019	Southern	0	0	0
9/14/2019	at S. Alabama	0	0	0
9/26/2019	Navy	Did Not Play		
10/5/2019	at ULM	0	0	0
10/12/2019	at Temple	1	3	1
10/18/2019	Tulane	0	0	0
10/26/2019	at Tulsa	Did Not Play		
11/2/2019	SMU	0	0	0
11/16/2019	at Houston	0	0	0
11/23/2019	at USF	0	0	0
11/29/2019	Cincinnati	0	0	0
12/7/2019	Cincinnati	0	0	0
12/28/2019	vs PSU	1	9	0
9/5/2020	Arkansas State	0	0	0
9/3/2020	at SMU	Did Not Play		
10/17/2020	UCF	0	0	0



MICHAEL DENSON
R-SOPHOMORE • OFFENSIVE LINE
1L • 6-5 • 275
ROCKWALL, TEXAS
ROCKWALL-HEATH HS/TYLER JC
MAJOR: MARKETING MANAGEMENT

Career

Saw action in one game before taking a redshirt in 2019 ... Has three years of eligibility remaining.

Honors (Academic/Athletic)

2019-20 American Athletic Conference All-Academic Team ... Dean's List for the 2019 fall semester ... Tiger 3.0 Club for the 2019 fall and 2020 spring semesters.

Career Highs


Offensive Plays.....20, at USF, Nov. 23, 2019

Offensive Line

Year	GP/GS	Plays/Total team plays
2019	1/0	20/992
2020	0/0	0/86
Total	1/0	20/1078

Game-by-Game

Date	Opponent	Position - Plays
8/31/2019	Ole Miss	Did Not Play
9/7/2019	Southern	Did Not Play
9/14/2019	at S. Alabama	Did Not Play
9/26/2019	Navy	Did Not Play
10/5/2019	at ULM	Did Not Play
10/12/2019	at Temple	Did Not Play
10/19/2019	Tulane	Did Not Play
10/26/2019	at Tulsa	Did Not Play
11/2/2019	SMU	Did Not Play
11/16/2019	at Houston	Did Not Play
11/23/2019	at USF	Right Tackle - 20/89
11/29/2019	Cincinnati	Did Not Play
12/7/2019	Cincinnati	Did Not Play
12/28/2019	vs Penn State	Did Not Play
9/5/2020	Arkansas State	Did Not Play
10/3/2020	at SMU	Did Not Play
10/17/2020	UCF	Did Not Play



JOSEPH DORCEUS
R-SENIOR • DEFENSIVE LINE
3L • 6-0 • 277
SPRING, TEXAS
SPRING HS
MAJOR: MANAGEMENT

Career

Awarded a scholarship in the spring of 2018 ... Originally joined the program as a walk-on ... Has played in 42 games on the defensive line ... Has 119 total tackles (75 solo/44 assists), 28 TFL (109 yards) and 13.0 sacks (72 yards) ... Also has 14 QB hurries, three PBU, one forced fumble and one fumble recovery ... Has 26 multi-tackle games ... Also has seen game action in the offensive backfield ... On offense, has two receptions for eight yards and one carry for 25 yards.

Honors (Academic/Athletic)

American Athletic Conference honorable mention all-conference (2019) ... Tiger 3.0 Club for 2019 spring semester ... 2016-17 American Athletic Conference All-Academic Team ... 2016 Glenn Jones Defensive Scout Team Player of the Year.

Career Highs

Tackles8, at Tulsa, Oct. 26, 2019
 Sacks 2, 2x, last vs Cincinnati, Nov. 29, 2019
 Tackles for Loss 4, 2x, last vs Cincinnati, Nov. 29, 2019
 Quarterback Hurries 4, at ECU, Nov. 3, 2018
 Pass Breakup 1, 3x, last at SMU, Nov. 16, 2018
 Forced Fumbles 1, vs UCF, Oct. 13, 2018
 Receptions 1, 2x, last vs Navy, Sept. 26, 2019

Defensive Stats

Year	GP/GS	Solo	Ast	Tot	TFL-Yds	Sacks-Yds	Int	PD	FF	FR	Blk
2017	11/0	11	5	16	5-12	1-6	0	1	0	0	0
2018	14/1	30	20	50	7-36	6-35	0	2	1	0	0
2019	14/11	28	17	45	14.5-56	5-27	0	0	0	1	0
2020	3/3	6	2	8	1.5-5	1-4	0	0	0	0	0
Total	42/15	75	44	119	28.0-109	13.0-72	0	3	1	1	0

Game-by-Game Stats

Date	Opponent	Tackles			Sacks Tot Yds	Fumble		Int Tot Yds	Pass QBH Brk	Blkd Kick Saf
		Solo	Ast	Tot		FF	FR			
8/31/2017	ULM	Did Not Play								
9/16/2017	UCLA	Did Not Play								
9/23/2017	Southern Illinois	0	0	0	0	0	0	0	0	0
9/30/2017	at UCF	0	0	0	0	0	0	0	0	0
10/6/2017	at UConn	3	0	3	1.0	6	1.0	6	0	0
10/14/2017	Navy	0	0	0	0	0	0	0	0	0
10/19/2017	at Houston	3	2	5	0.5	0	0	0	0	0
10/27/2017	Tulane	1	0	1	0	0	0	0	0	0
11/3/2017	at Tulsa	2	2	4	1.5	2	0	0	0	0
11/18/2017	SMU	0	0	0	0	0	0	0	0	0
11/25/2017	ECU	2	1	3	2.0	4	0	0	0	1
12/2/2017	at UCF	0	0	0	0	0	0	0	0	0
12/30/2017	Iowa State	0	0	0	0	0	0	0	0	0
9/1/2018	Mercer	0	0	0	0	0	0	0	0	0
9/8/2018	at Navy	3	3	6	1.0	3	1.0	3	0	0
9/14/2018	Georgia State	3	1	4	0	0	0	0	0	1
9/22/2018	South Alabama	4	0	4	1.0	6	1.0	6	0	1
9/28/2018	at Tulane	3	3	6	1.0	6	1.0	6	0	0
10/6/2018	UConn	1	1	2	0	0	0	0	0	1
10/13/2018	UCF	4	1	5	2.0	13	2.0	13	1	0
10/20/2018	at Missouri	1	0	1	0	0	0	0	0	0
11/3/2018	at ECU	0	1	1	0	0	0	0	0	4
11/10/2018	Tulsa	2	3	5	0	0	0	0	0	0
11/15/2018	at SMU	1	4	5	1.5	7	1.0	7	0	0
11/23/2018	Houston	0	1	1	0.5	1	0	0	0	0
12/1/2018	at UCF	3	1	4	0	0	0	0	0	0
12/22/2018	vs Wake Forest*	5	1	6	0	0	0	0	0	0
8/31/2019*	Ole Miss	2	1	3	2.0	5	1.0	3	0	0
9/7/2019*	Southern	3	0	3	0	0	0	0	0	0
9/14/2019*	at S. Alabama	4	1	5	1.0	12	0	0	0	0
9/26/2019	Navy	1	1	2	0	0	0	0	0	0
10/5/2019	at ULM	4	3	7	4.0	19	1.5	15	0	0
10/12/2019*	at Temple	0	1	1	0	0	0	1	0	0
10/18/2019*	Tulane	1	0	1	0	0	0	0	0	1
10/26/2019*	at Tulsa	1	7	8	1.5	4	0.5	2	0	0
11/2/2019*	SMU	1	0	1	0	0	0	0	0	1
11/16/2019*	at Houston	3	0	3	0	0	0	0	0	0
11/23/2019	at USF	4	0	4	2.0	5	0	0	0	0
11/29/2019*	Cincinnati	4	0	4	4.0	11	2.0	7	0	0
12/7/2019*	Cincinnati	0	1	1	0	0	0	0	0	0
12/28/2019*	vs Penn State	0	2	2	0	0	0	0	0	0

9/5/2020*	Arkansas State	1	2	3	0.5	1	0	0	0	0	0	0	0	0	0	0	0	0	0	0
10/3/2020*	at SMU	4	0	4	1.0	4	1.0	4	0	0	0	0	0	0	0	0	0	0	0	0
10/17/2020*	UCF	1	0	1	0	0	0	0	0	0	0	0	0	0	1	0	0	0	0	0



WARDALIS DUCKSWORTH

R-JUNIOR • DEFENSIVE LINE

1L • 6-4 • 246

MIZE, MISS.

MIZE HS/JONES COUNTY JC

MAJOR: PROFESSIONAL STUDIES

Career

Appeared in three games in 2019 and took a redshirt season after playing his first two collegiate seasons at Jones County ... Has two years of eligibility remaining.

Honors (Academic/Athletic)

2019-20 American Athletic Conference All-Academic Team ... Tiger 3.0 Club for the 2019 fall and 2020 spring semester.

Career Highs

Tackles3, vs Navy, Sept. 26, 2019
 Sacks1, 2x, last vs Arkansas State, Sept. 5, 2020
 Tackles for Loss1, 2x, last vs Arkansas State, Sept. 5, 2020

Defensive Stats

Year	GP/GS	Solo	Ast	Tot	TFL-Yds	Sacks-Yds	Int	PD	FF	FR	Blk
2019	3/0	2	1	3	1-3	1-3	0	0	0	0	0
2020	3/0	1	1	2	1-8	1-8	0	0	0	0	0
Total	6/0	3	2	5	2.0-11	2.0-11	0	0	0	0	0

Game-by-Game Stats

Date	Opponent	Tackles					Sacks	Fumble			Int	Pass	Blkd
		Solo	Ast	Tot	TFL	Yds		Tot Yds	FF	FR			
8/31/2019	Ole Miss												
9/7/2019	Southern												
9/14/2019	at S. Alabama												
9/26/2019	Navy	2	1	3	1.0	3	1.0	3	0	0	0	0	
10/5/2019	at ULM												
10/12/2019	at Temple												
10/18/2019	Tulane												
10/26/2019	at Tulsa												
11/2/2019	SMU												
11/16/2019	at Houston												
11/23/2019	at USF	0	0	0	0	0	0	0	0	0	0	0	
11/29/2019	Cincinnati												
12/7/2019	Cincinnati	0	0	0	0	0	0	0	0	0	0	0	
12/28/2019	vs Penn State												
9/5/2020	Arkansas State	1	1	2	1.0	8	1.0	8	0	0	0	0	
10/3/2020	at SMU	0	0	0	0	0	0	0	0	0	0	0	
10/17/2020	UCF	0	0	0	0	0	0	0	0	0	0	0	



SEAN DYKES

R-SENIOR • TIGHT END

4L • 6-2 • 224

HOUSTON, TEXAS

MANVEL HS

GRAD STUDENT: INTERDISCIPLINARY STUDIES

Career

Has seen action in 43 games, making 23 starts ... Has 55 catches for 867 yards and nine TDs ... Has a career-long reception of 63 yards ... Has 10 multi-reception games ... After appearing in four games in 2019, missed the remainder of the season due to injury and took a medical redshirt ... Has one year of eligibility remaining.

Honors (Academic/Athletic)

Tiger 3.0 Club for 2018 spring semester.

Career Highs

Pass Receptions10, vs Arkansas State, Sept. 5, 2020
 Receiving Yards161, at UCF, Dec. 2, 2017
 Long Reception63, at UCF, Dec. 2, 2017
 Receiving Touchdowns2, vs Arkansas State, Sept. 5, 2020

Receiving Stats

Year	GP/GS	Rec	Yds	TD	Long	Rec/G	Avg/C	Avg/G
2016	10/1	3	37	0	30	0.3	12.3	3.7
2017	13/8	15	346	3	63	1.2	23.1	26.6
2018	13/8	13	196	2	34	1.0	15.1	15.1
2019	4/3	2	9	0	5	0.5	4.5	2.3
2020	3/3	22	279	4	38	7.3	12.7	93.0
Total	43/23	55	867	9	63	1.3	15.8	20.2

Game-by-Game Stats

Date	Opponent	Receiving		
		Rec	Yds	TD
9/3/2016	Southeast Missouri	Did Not Play		
9/17/2016	Kansas	0	0	0
9/24/2016	Bowling Green	0	0	0
10/1/2016	at Ole Miss	0	0	0
10/6/2016	Temple	0	0	0
10/14/2016	at Tulane	0	0	0
10/22/2016*	at Navy	1	30	0
10/29/2016	Tulsa	0	0	0
11/5/2016	at SMU	1	1	0
11/12/2016	USF	0	0	0
11/18/2016	at Cincinnati	1	6	0
11/25/2016	Houston	Did Not Play		
12/20/2016	vs WKU	Did Not Play		
8/31/2017	ULM	0	0	0
9/16/2017*	UCLA	1	7	0
9/23/2017	Southern Illinois	1	3	0
9/30/2017*	at UCF	1	9	0
10/6/2017*	at UConn	1	30	1
10/14/2017*	Navy	3	37	0
10/19/2017*	at Houston	2	41	1
10/27/2017*	Tulane	1	38	1
11/3/2017	at Tulsa	0	0	0
11/18/2017*	SMU	1	6	0
11/25/2017	ECU	0	0	0
12/2/2017	at UCF	3	161	0
12/30/2017*	Iowa State	1	14	0
9/1/2018*	Mercer	2	20	1
9/8/2018*	at Navy	1	14	0
9/14/2018*	Georgia State	0	0	0
9/21/2018	South Alabama	Did Not Play		
9/28/2018	at Tulane	1	34	0
10/6/2018*	UConn	3	62	0
10/13/2018*	UCF	1	19	0
10/20/2018	at Missouri	0	0	0
11/3/2018*	at ECU	0	0	0
11/10/2018	Tulsa	1	8	0
11/15/2018*	at SMU	1	10	0
11/23/2018	Houston	0	0	0
12/1/2018	at UCF	3	29	1
12/22/2018*	vs Wake Forest	0	0	0
8/31/2019	Ole Miss	0	0	0
9/7/2019*	Southern	2	9	0
9/14/2019*	at S. Alabama	0	0	0
9/26/2019*	Navy	0	0	0
10/5/2019	at ULM	Did Not Play - Inj.		
10/12/2019	at Temple	Did Not Play - Inj.		
10/18/2019	Tulane	Did Not Play - Inj.		
10/26/2019	at Tulsa	Did Not Play - Inj.		
11/2/2019	SMU	Did Not Play - Inj.		
11/16/2019	at Houston	Did Not Play - Inj.		
11/23/2019	at USF	Did Not Play - Inj.		
11/29/2019	Cincinnati	Did Not Play - Inj.		
12/7/2019	Cincinnati	Did Not Play - Inj.		
12/28/2019	vs Penn State	Did Not Play - Inj.		
9/5/2020*	Arkansas State	10	137	2
10/3/2020*	at SMU	6	85	1
10/17/2020*	UCF	6	57	1



JARED EDWARDS
R-SOPHOMORE • OFFENSIVE LINE
1L • 6-4 • 256
EVENSVILLE, TENN.
RHEA COUNTY HS
MAJOR: MANAGEMENT

Career

Returns for his third year after a redshirt season in 2018 ... Has three years of eligibility remaining.

Honors (Academic/Athletic)

2019-20 American Athletic Conference All-Academic Team ... Dean's List for 2018 spring and 2019 fall semesters ... Tiger 3.0 Club for 2018 spring, 2019 spring and 2020 spring semesters.

Career Highs

Offensive Plays..... 3, vs Tulane, Oct. 19, 2019

Offensive Line

Year	GP/GS	Plays/Total team plays
2019	1/0	3/992
2020	0/0	0/86
Total	1/0	3/1078

Game-by-Game

Date	Opponent	Position - Plays
8/31/2019	Ole Miss	Did Not Play
9/7/2019	Southern	Did Not Play
9/14/2019	at S. Alabama	Did Not Play
9/26/2019	Navy	Did Not Play
10/5/2019	at ULM	Did Not Play
10/12/2019	at Temple	Did Not Play
10/19/2019	Tulane	Left Guard - 3/66
10/26/2019	at Tulsa	Did Not Play
11/2/2019	SMU	Did Not Play
11/16/2019	at Houston	Did Not Play
11/23/2019	at USF	Did Not Play
11/29/2019	Cincinnati	Did Not Play
12/7/2019	Cincinnati	Did Not Play
12/28/2019	vs Penn State	Did Not Play
9/5/2020	Arkansas State	Did Not Play
10/3/2020	at SMU	Did Not Play
10/17/2020	UCF	Did Not Play



ISAAC ELLIS
R-SOPHOMORE • OFFENSIVE LINE
2L • 6-2 • 308
MONROE, LA.
CARROLL HS
MAJOR: HISTORY

Career

Returns for his second year after a redshirt season in 2018 ... Has seen action in 18 games on the offensive line and on special teams ... Earned first career start in the 2020 season opener against Arkansas State ... Has three years of eligibility remaining.

Honors (Academic/Athletic)

2018-19, 2019-20 American Athletic Conference All-Academic Team ... Tiger 3.0 Club for 2018 spring, 2019 spring and 2019 fall semesters.

Career Highs

Offensive Plays.....86, vs Arkansas State, Sept. 5, 2020

Offensive Line

Year	GP/GS	Plays/Total team plays
2018	3/0	51/1028
2019	14/0	316/992
2020	3/3	86/86
Total	20/3	453/2106

Game-by-Game

Date	Opponent	Position - Plays
9/1/2018	Mercer	Center - 34/84
9/8/2018	at Navy	Did Not Play
9/14/2018	Georgia State	Center - 8/63
9/22/2018	South Alabama	Did Not Play
9/28/2018	at Tulane	Did Not Play
10/6/2018	UConn	Center - 9/59
10/13/2018	UCF	Did Not Play
10/20/2018	at Missouri	Did Not Play
11/3/2018	at ECU	Did Not Play
11/10/2018	Tulsa	Did Not Play
11/16/2018	at SMU	Did Not Play
11/23/2018	Houston	Did Not Play
12/1/2018	at UCF	Did Not Play
12/22/2018	vs Wake Forest	Did Not Play
8/31/2019	Ole Miss	Left Guard/Right Guard - 28/82
9/7/2019	Southern	Left Guard/Right Guard - 35/70
9/14/2019	at S. Alabama	Right Guard/Center - 32/67
9/26/2019	Navy	Special Teams
10/5/2019	at ULM	Left Guard - 46/60
10/12/2019	at Temple	Right Guard - 7/77
10/19/2019	Tulane	Center/Right Guard - 12/66
10/26/2019	at Tulsa	Right Guard - 19/59
11/2/2019	SMU	Left Guard/Right Guard - 41/76
11/16/2019	at Houston	Left Guard/Right Guard - 18/75
11/23/2019	at USF	Left Guard/Center/Right Guard - 36/89
11/29/2019	Cincinnati	Right Guard - 6/66
12/7/2019	Cincinnati	Right Guard - 6/88
12/28/2019	vs Penn State	Special Teams
9/5/2020*	Arkansas State	Left Guard - 86/86
10/3/2020*	at SMU	Left Guard
10/17/2020*	UCF	Left Guard



OBINNA EZE
R-JUNIOR • OFFENSIVE LINE
2L • 6-8 • 315
NASHVILLE, TENN.
DAVIDSON ACADEMY
MAJOR: FINANCE

Career

Saw first season of on-field action in 2018 after redshirting in 2017 ... Became the team's starting left tackle in 2019 ... Has played in 21 games on the offensive line ... Has two years of eligibility remaining.

Honors (Academic/Athletic)

2017-18, 2019-20 American Athletic Conference All-Academic Team ... Dean's List for the 2019 fall semester ... Tiger 3.0 Club for the 2017 fall, 2018 fall and 2019 fall semesters.

Career Highs

Offensive Plays..... 88, vs Cincinnati, Dec. 7, 2019

Offensive Line

Year	GP/GS	Plays/Total team plays
2018	6/0	67/1028
2019	14/14	947/992
2020	3/3	52/86
Total	23/17	1066/2106

Game-by-Game

Date	Opponent	Position - Plays
9/1/2018	Mercer	Left Tackle - 34/84
9/8/2018	at Navy	Did Not Play
9/14/2018	Georgia State	Left Tackle - 8/63
9/22/2018	South Alabama	Left Tackle - 3/76
9/28/2018	at Tulane	Did Not Play
10/6/2018	UConn	Left Tackle - 9/59
10/13/2018	UCF	Did Not Play
10/20/2018	at Missouri	Left Tackle - 3/81
11/3/2018	at ECU	Did Not Play
11/10/2018	Tulsa	Left Tackle - 10/78
11/16/2018	at SMU	Did Not Play
11/23/2018	Houston	Did Not Play
12/1/2018	at UCF	Did Not Play
12/22/2018	vs Wake Forest	Did Not Play
8/31/2019*	Ole Miss	Left Tackle - 82/82
9/7/2019*	Southern	Left Tackle - 46/70
9/14/2019*	at S. Alabama	Left Tackle - 53/67
9/26/2019*	Navy	Left Tackle - 43/43
10/5/2019*	at ULM	Left Tackle - 60/60
10/12/2019*	at Temple	Left Tackle - 77/77
10/19/2019*	Tulane	Left Tackle - 59/66
10/26/2019*	at Tulsa	Left Tackle - 59/59

11/2/2019*	SMU	Left Tackle - 76/76
11/16/2019*	at Houston	Left Tackle - 75/75
11/23/2019*	at USF	Left Tackle - 77/89
11/29/2019*	Cincinnati	Left Tackle - 66/66
12/7/2019*	Cincinnati	Left Tackle - 88/88
12/28/2019*	vs Penn State	Left Tackle - 86/86
9/5/2020*	Arkansas State	Left Tackle - 52/86
10/3/2020*	at SMU	Left Tackle
10/17/2020	UCF	Left Tackle



EVAN FIELDS
R-SOPHOMORE • OFFENSIVE LINE
1L • 6-5 • 295
SHARPSBURG, GA.
EAST COWETA HS
MAJOR: MANAGEMENT

Career

Appeared in 10 of 14 games as a redshirt freshman in 2019 ... Has three years of eligibility remaining.

Honors (Academic/Athletic)

2018-19, 2019-20 American Athletic Conference All-Academic Team ... Dean's List for 2020 spring semester ... Tiger 3.0 Club for 2020 spring semester.

Career Highs


Offensive Plays.....20, at USF, Nov. 23, 2019

Offensive Line

Year	GP/GS	Plays/Total team plays
2019	10/0	54/992
2020	2/2	0/86
Total	12/2	54/2106

Game-by-Game

Date	Opponent	Position - Plays
8/31/2019	Ole Miss	Did Not Play
9/7/2019	Southern	Did Not Play
9/14/2019	at S. Alabama	Right Guard - 14/67
9/26/2019	Navy	Special Teams
10/5/2019	at ULM	Did Not Play
10/12/2019	at Temple	Did Not Play
10/19/2019	Tulane	Right Guard - 7/66
10/26/2019	at Tulsa	Special Teams
11/2/2019	SMU	Special Teams
11/16/2019	at Houston	Right Guard - 13/75
11/23/2019	at USF	Right Guard - 20/89
11/29/2019	Cincinnati	Special Teams
12/7/2019	Cincinnati	Special Teams
12/28/2019	vs Penn State	Special Teams
9/5/2020	Arkansas State	Did Not Play
10/3/2020*	at SMU	Right Guard
10/17/2020*	UCF	Right Guard



JACOBI FRANCIS
R-SENIOR • DEFENSIVE BACK
3L • 5-10 • 180
COVINGTON, GA.
NEWTON HS
GRAD STUDENT: PROFESSIONAL STUDIES

Career

Has played in 42 games ... Has 76 total tackles (58 solo), four TFL, 23 passes defended, two interceptions, one forced fumble, one fumble recovery and one QB hurry ... Has 19 multi-tackle games ... Redshirted the 2016 season and has one year of eligibility remaining.

Honors (Academic/Athletic)

2019-20 American Athletic Conference All-Academic Team ... Tiger 3.0 Club for the 2017 fall, 2018 fall and 2019 fall semesters.

Career Highs

Tackles7, vs UCF, Oct. 17, 2020
 Pass Breakups..... 3, at SMU, Oct. 3, 2020

Interceptions 1, 2x, last vs Cincinnati, Nov. 29, 2019
 Fumble Recoveries 1, vs South Alabama, Sept. 22, 2018
 Forced Fumbles 1, vs Mercer, Sept. 1, 2018
 Tackles For Loss 1, 4x, last at SMU, Oct. 3, 2020

Defensive Stats

Year	GP/GS	Solo	Ast	Tot	TFL-Yds	Sacks-Yds	Int	PD	FF	FR	Blk
2017	12/0	5	1	6	0-0	0-0	0	4	0	0	0
2018	14/3	18	6	24	3-6	0-0	1	4	1	1	0
2019	14/14	26	9	35	0-0	0-0	1	9	0	0	0
2020	2/2	9	2	11	1-3	0-0	0	4	0	0	0
Total	40/17	58	18	76	4.0-9	0-0	2	21	1	1	0

Game-by-Game Stats

Date	Opponent	Tackles					Sacks		Fumble		Int		Pass		Blkd	
		Solo	Ast	Tot	TFL	Yds	Tot	Yds	FF	FR	Yds	QBH	Brk	Kick	Saf	
8/31/2017	ULM	Did Not Play														
9/16/2017	UCLA	0	0	0	0	0	0	0	0	0	0	0	0	1	0	0
9/23/2017	Southern Illinois	1	0	1	0	0	0	0	0	0	0	0	0	0	0	0
9/30/2017	at UCF	0	0	0	0	0	0	0	0	0	0	0	0	0	0	0
10/6/2017	at UConn	0	0	0	0	0	0	0	0	0	0	0	0	0	0	0
10/14/2017	Navy	0	0	0	0	0	0	0	0	0	0	0	0	0	0	0
10/19/2017	at Houston	1	1	2	0	0	0	0	0	0	0	0	0	0	0	0
10/27/2017	Tulane	0	0	0	0	0	0	0	0	0	0	0	0	0	0	0
11/3/2017	at Tulsa	0	0	0	0	0	0	0	0	0	0	0	0	2	0	0
11/18/2017	SMU	0	0	0	0	0	0	0	0	0	0	0	1	1	0	0
11/25/2017	ECU	1	0	1	0	0	0	0	0	0	0	0	0	0	0	0
12/2/2017	at UCF	0	0	0	0	0	0	0	0	0	0	0	0	0	0	0
12/30/2017	Iowa State	2	0	2	0	0	0	0	0	0	0	0	0	0	0	0
9/1/2018	Mercer	1	0	1	0	0	0	0	1	0	0	0	0	0	0	0
9/8/2018	at Navy	1	0	1	0	0	0	0	0	0	0	0	0	0	0	0
9/14/2018	Georgia State	0	1	1	0	0	0	0	0	0	0	0	0	0	0	0
9/22/2018	South Alabama	1	0	1	0	0	0	0	1	0	0	0	0	0	0	0
9/28/2018*	at Tulane	3	3	6	0	0	0	0	0	0	0	0	0	1	0	0
10/6/2018	UConn	2	1	3	0	0	0	0	0	0	0	1	-1	0	0	0
10/13/2018	UCF	1	0	1	1.0	1	0	0	0	0	0	0	0	0	0	0
10/20/2018*	at Missouri	2	0	2	1.0	2	0	0	0	0	0	0	0	0	0	0
11/3/2018*	at ECU	4	0	4	0	0	0	0	0	0	0	0	0	0	0	0
11/10/2018	Tulsa	0	1	1	0	0	0	0	0	0	0	0	0	0	0	0
11/15/2018	at SMU	2	0	2	1.0	3	0	0	0	0	0	0	0	0	0	0
11/23/2018	Houston	0	0	0	0	0	0	0	0	0	0	0	0	2	0	0
12/1/2018	at UCF	0	0	0	0	0	0	0	0	0	0	0	0	0	0	0
12/22/2018	vs Wake Forest	1	0	1	0	0	0	0	0	0	0	0	0	0	0	0
8/31/2019*	Ole Miss	0	0	0	0	0	0	0	0	0	0	0	0	2	0	0
9/7/2019*	Southern	0	1	1	0	0	0	0	0	0	0	0	0	1	0	0
9/14/2019*	at S. Alabama	2	0	2	0	0	0	0	0	0	0	0	0	1	0	0
9/26/2019*	Navy	0	3	3	0	0	0	0	0	0	0	0	0	0	0	0
10/5/2019*	at ULM	2	0	2	0	0	0	0	0	0	0	0	0	0	0	0
10/12/2019*	at Temple	4	1	5	0	0	0	0	0	0	0	0	0	2	0	0
10/18/2019*	Tulane	3	0	3	0	0	0	0	0	0	0	0	0	0	0	0
10/26/2019*	at Tulsa	1	2	3	0	0	0	0	0	0	0	0	0	0	0	0
11/2/2019*	SMU	3	2	5	0	0	0	0	0	0	0	0	0	0	0	0
11/16/2019*	at Houston	2	0	2	0	0	0	0	0	0	0	0	0	0	0	0
11/23/2019*	at USF	1	0	1	0	0	0	0	0	0	0	0	0	0	0	0
11/29/2019*	Cincinnati	4	0	4	0	0	0	0	0	0	0	1	8	0	1	0
12/7/2019*	Cincinnati	3	0	3	0	0	0	0	0	0	0	0	0	1	0	0
12/28/2019*	vs Penn State	1	0	1	0	0	0	0	0	0	0	0	0	0	0	0
9/5/2020	Arkansas State	Did Not Play														
10/3/2020*	at SMU	3	1	4	1.0	3	0	0	0	0	0	0	0	3	0	0
10/17/2020*	UCF	6	1	7	0	0	0	0	0	0	0	0	0	1	0	0



O'BRYAN GOODSON
 SENIOR • DEFENSIVE LINE
 2L • 6-1 • 297
 BATESVILLE, MISS.
 SOUTH PANOLA HS
 MAJOR: INTERDISCIPLINARY STUDIES

• AAC All-Conference Honorable Mention (2019)

Career

Has played in 41 games, making 39 starts ... Has 81 total tackles (56 solo), 23.5 TFL and five sacks ... Also has 10 QB hurries, four forced fumbles, one fumble recovery and one PBU ... Has 23 multi-tackle games.

Honors (Academic/Athletic)

2019 Honorable Mention All-AAC ... Tiger 3.0 Club for the 2019 spring semester.

Career Highs

Tackles 6, at Houston, Oct. 19, 2017
 Tackles for Loss 2, 5x, last vs UCF, Oct. 17, 2020
 Pass Breakups 1, vs UCLA, Sept. 16, 2017
 Forced Fumble 1, 4x, last vs UCF, Oct. 17, 2020
 Fumble Recovery 1, at Houston, Nov. 16, 2019
 QB Hurries 4, at ECU, Nov. 3, 2018
 Sacks 2, vs UCF, Oct. 17, 2020

Defensive Stats

Year	GP	Solo	Ast	Tot	TFL-Yds	Sacks-Yds	Int	PD	FF	FR	Blk
2017	12/10	19	9	28	4-19	1-16	0	1	1	0	0
2018	13/13	13	9	22	8.5-17	1-3	0	0	1	0	0
2019	13/13	14	7	21	7-15	0-0	0	0	1	1	0
2020	3/3	2	0	2	1-1	0-0	0	0	0	0	0
Total	41/39	56	25	81	23.5-69	5.0-36	0	1	4	1	0

Game-by-Game Stats

Date	Opponent	Tackles					Sacks			Fumble			Int		Pass		Blkd	
		Solo	Ast	Tot	TFL	Yds	Tot Yds	FF	FR	Yds	Tot	Yds	QBH	Brk	Kick	Saf		
8/31/2017	ULM	3	0	3	2.0	17	1.0	16	0	0	0	0	0	0	0	0	0	0
9/16/2017*	UCLA	0	0	0	0	0	0	0	0	0	0	0	0	0	0	1	0	0
9/23/2017	Southern Illinois	3	0	3	2.0	2	0	0	0	0	0	0	0	0	1	0	0	0
9/30/2017*	at UCF	1	1	2	0	0	0	0	0	0	0	0	0	0	0	0	0	0
10/6/2017*	at UConn	1	0	1	0	0	0	0	0	0	0	0	0	0	0	0	0	0
10/14/17	Navy	<i>Did Not Play - Inj.</i>																
10/19/2017*	at Houston	3	3	6	0	0	0	0	0	0	0	0	0	0	0	0	0	0
10/27/2017*	Tulane	0	0	0	0	0	0	0	0	0	0	0	0	0	0	0	0	0
11/3/2017*	at Tulsa	3	0	3	0	0	0	0	0	0	0	0	0	0	0	0	0	0
11/18/2017*	SMU	0	2	2	0	0	0	0	0	0	0	0	0	0	1	0	0	0
11/25/2017*	ECU	2	0	2	0	0	0	0	0	0	0	0	0	0	0	0	0	0
12/2/2017*	at UCF	2	2	4	0	0	0	0	0	0	0	0	0	0	0	0	0	0
12/30/2017*	Iowa State	1	1	2	0	0	0	0	1	0	0	0	0	0	0	0	0	0
9/1/2018*	Mercer	0	0	0	0	0	0	0	0	0	0	0	0	0	0	0	0	0
9/8/2018*	at Navy	0	1	1	0	0	0	0	0	0	0	0	0	0	0	0	0	0
9/14/2018*	GSU	2	1	3	1.0	1	0	0	0	0	0	0	0	0	0	0	0	0
9/22/2018*	USA	2	0	2	1.0	3	0	0	0	0	0	0	0	0	0	0	0	0
9/28/2018	at Tulane	<i>Did Not Play - Inj.</i>																
10/6/2018*	UCONN	1	0	1	1.0	2	0	0	0	0	0	0	0	0	0	0	0	0
10/13/2018*	UCF	0	1	1	0	0	0	0	0	0	0	0	0	0	0	0	0	0
10/20/2018*	at Missouri	1	0	1	0	0	0	0	0	0	0	0	0	0	0	0	0	0
11/3/2018*	at ECU	1	2	3	1.0	1	0	0	0	0	0	0	0	0	4	0	0	0
11/10/2018*	Tulsa	1	2	3	1.5	3	0	0	0	0	0	0	0	0	0	0	0	0
11/15/2018*	at SMU	3	1	4	1.0	2	0	0	0	0	0	0	0	0	0	0	0	0
11/23/2018*	Houston	1	0	1	1.0	2	0	0	0	0	0	0	0	0	0	0	0	0
12/1/2018*	at UCF	1	1	2	1.0	3	1.0	3	1	0	0	0	0	0	0	0	0	0
12/22/2018*	vs WAKE FOREST	0	0	0	0	0	0	0	0	0	0	0	0	0	0	0	0	0
8/31/2019*	Ole Miss	3	0	3	2.0	3	0	0	0	0	0	0	0	0	0	0	0	0
9/7/2019	Southern	<i>Did Not Play - Inj.</i>																
9/14/2019*	at USA	0	2	2	0.5	1	0	0	0	0	0	0	0	0	0	0	0	0
9/26/2019*	Navy	3	1	4	2.0	6	0	0	1	0	0	0	0	0	0	0	0	0
10/5/2019*	at ULM	1	2	3	0.5	1	0	0	0	0	0	0	0	0	2	0	0	0
10/12/2019*	at Temple	0	0	0	0	0	0	0	0	0	0	0	0	0	0	0	0	0
10/18/2019*	Tulane	0	0	0	0	0	0	0	0	0	0	0	0	0	0	0	0	0
10/26/2019*	at Tulsa	0	0	0	0	0	0	0	0	0	0	0	0	0	0	0	0	0
11/2/2019*	SMU	1	0	1	0	0	0	0	0	0	0	0	0	0	0	0	0	0
11/16/2019*	at Houston	1	0	1	1.0	2	0	0	0	1	0	0	0	0	0	0	0	0
11/23/2019*	at USF	1	0	1	0	0	0	0	0	0	0	0	0	0	0	0	0	0
11/29/2019*	Cincinnati	1	0	1	1.0	2	0	0	0	0	0	0	0	0	0	0	0	0
12/7/2019*	Cincinnati	1	0	1	0	0	0	0	0	0	0	0	0	0	0	0	0	0
12/28/2019*	vs PSU	2	2	4	0	0	0	0	0	0	0	0	0	1	0	0	0	0
9/5/2020*	Arkansas State	2	0	2	1.0	1	0	0	0	0	0	0	0	0	1	0	0	0
10/3/2020*	at SMU	3	0	3	1.0	6	1.0	6	0	0	0	0	0	0	0	0	0	0
10/17/2020*	UCF	5	0	5	2.0	11	2.0	11	1	0	0	0	0	0	0	0	0	0



JOHN HASSELL
 R-JUNIOR • TIGHT END
 1L • 6-3 • 240
 COLLIERVILLE, TENN.
 COLLIERVILLE HS
 MAJOR: SPORT AND LEISURE MANAGEMENT

Career

Member of the team for three seasons ... Did not see game action in 2018 after redshirting in 2017 ... Made first appearance against Navy in 2019 ... Has two years of eligibility remaining.

Honors (Academic/Athletic)

2017-18, 2018-19, 2019-20 American Athletic Conference All-Academic Team ... Dean's List for 2017 fall, 2018 spring and 2019 fall semesters ... Tiger 3.0 Club for 2017 fall, 2018 spring, 2018 fall, 2019 spring, 2019 fall and 2020 spring semesters.

Receiving Stats

Year	GP/GS	Rec	Yds	TD	Long	Rec/G	Avg/C	Avg/G
2019	11/0	0	0	0	0	0.0	0.0	0.0
2020	3/0	0	0	0	0	0.0	0.0	0.0
Total	14/0	0	0	0	0	0.0	0.0	0.0

Game-by-Game Stats

Date	Opponent	Receiving		
		Rec	Yds	TD
8/31/2019	Ole Miss	<i>Did Not Play</i>		
9/7/2019	Southern	<i>Did Not Play</i>		
9/14/2019	at S. Alabama	<i>Did Not Play</i>		
9/26/2019	Navy	0	0	0
10/5/2019	at ULM	0	0	0
10/12/2019	at Temple	0	0	0
10/18/2019	Tulane	0	0	0
10/26/2019	at Tulsa	0	0	0
11/2/2019	SMU	0	0	0
11/16/2019	at Houston	0	0	0
11/23/2019	at USF	0	0	0
11/29/2019	Cincinnati	0	0	0
12/7/2019	Cincinnati	0	0	0
12/28/2019	vs Penn State	0	0	0
9/5/2020	Arkansas State	0	0	0
10/3/2020	at SMU	0	0	0
10/17/2020	UCF	0	0	0



JAVON IVORY
 R-FRESHMAN • WIDE RECEIVER
 1L • 6-2 • 180
 GROVE HILL, ALA.
 CLARK COUNTY HS
 MAJOR: ENGINEERING TECHNOLOGY

Career

Has seen action in five games ... Made first career start against UCF (Oct. 17, 2020) ... Recorded career highs with four receptions, 88 yards and a TD against the Knights ... Has four years of eligibility remaining.

Honors (Academic/Athletic)

2018-19 American Athletic Conference All-Academic Team ... Tiger 3.0 Club for the 2019 fall semester.

Receiving Stats

Year	GP/GS	Rec	Yds	TD	Long	Rec/G	Avg/C	Avg/G
2019	3/0	0	0	0	0	0.0	0.0	0.0
2020	2/1	4	88	1	36	2.0	22.0	44.0
Total	5/1	4	88	1	36	0.8	22.0	17.6

Game-by-Game Stats

Date	Opponent	Receiving			Kick Returns				
		Rec	Yds	TD Long	Att	Yds	TD	Long	
8/31/2019	Ole Miss	Did Not Play							
9/7/2019	Southern	0	0	0	0	0	0	0	
9/14/2019	at S. Alabama	Did Not Play							
9/26/2019	Navy	Did Not Play							
10/5/2019	at ULM	Did Not Play							
10/12/2019	at Temple	Did Not Play							
10/18/2019	Tulane	Did Not Play							
10/26/2019	at Tulsa	Did Not Play							
11/2/2019	SMU	Did Not Play							
11/16/2019	at Houston	Did Not Play							
11/23/2019	at USF	Did Not Play							
11/29/2019	Cincinnati	0	0	0	0	0	0	0	
12/7/2019	Cincinnati	Did Not Play							
12/28/2019	vs Penn State	0	0	0	0	0	0	0	
9/5/2020	Arkansas State	Did Not Play							
10/3/2020	at SMU	0	0	0	0	0	0	0	
10/17/2020*	UCF	4	88	1	36	2	34	0	18



CAMRON JACKSON

FRESHMAN • DEFENSIVE LINE

HS • 6-5 • 280

HAYNESVILLE, LA.

HAYNESVILLE HS

MAJOR: BUSINESS INFORMATION TECHNOLOGY

Career

A three-star standout from Haynesville High School ... Ranked the No. 18 player in Louisiana by ESPN ... Also the 25th-ranked prospect in the state by 247Sports ... Ranked in the Top 40 nationally at his position.

Career Highs

Blocked Kicks 1, vs UCF, Oct. 17, 2020

Defensive Stats

Year	GP/GS	Solo	Ast	Tot	TFL-Yds	Sacks-Yds	Int	PD	FF	FR	Blk
2020	2/0	0	0	0	0-0	0-0	0	0	0	0	1
Total	2/0	0	0	0	0-0	0-0	0	0	0	0	1

Game-by-Game Stats

Date	Opponent	Tackles			Sacks	Fumble		Int	Pass	Blkd	
		Solo	Ast	Tot		FF	FR				Yds
9/5/2020		Did Not Play									
10/3/2020	at SMU	0	0	0	0	0	0	0	0	0	0
10/17/2020	UCF	0	0	0	0	0	0	0	0	0	1



QUINDELL JOHNSON

R-SOPHOMORE • DEFENSIVE BACK/SAFETY

1L • 6-1 • 195

NEW ORLEANS, LA.

EDNA KARR HS

MAJOR: MANAGEMENT

Career

Returns for his third year after a redshirt season in 2018 ... Has seen action in 18 games ... Has 84 career tackles (68 solo), 4.0 TFL and two interceptions ... Has 11 PBU ... Also has one forced fumble and one fumble recovery ... Has three years of eligibility remaining.

Honors (Academic/Athletic)

2019-20 American Athletic Conference All-Academic Team ... Perfect 4.0 GPA for the 2019 fall semester ... Dean's List for the 2019 fall semester ... Tiger 3.0 Club for the 2019 fall and 2020 spring semesters.

Career Highs


Tackles 14, vs UCF, Oct. 17, 2020
 Tackles for Loss 1, 3x, last vs Cincinnati, Nov. 29, 2019
 Quarterback Hurries 1, at South Alabama, Sept. 14, 2019
 Pass Breakups 2, at SMU, Oct. 3, 2020
 Interceptions 1, 2x, last vs Tulane, Oct. 19, 2019
 Forced Fumbles 1, at SMU, Oct. 3, 2020
 Fumble Recoveries 1, at SMU, Oct. 3, 2020

Defensive Stats

Year	GP/GS	Solo	Ast	Tot	TFL-Yds	Sacks-Yds	Int	PD	FF	FR	Blk
2018	1/0	0	0	0	0.0-0	0.0-0	0	0	0	0	0
2019	14/4	48	10	58	3.5-3	0-0	2	6	0	0	1
2020	3/1	20	6	26	0.5-0	0-0	0	3	1	1	0
Total	18/5	68	16	84	4.0-3	0-0	2	9	1	1	1

Game-by-Game Stats

Date	Opponent	Tackles			Sacks	Fumble		Int	Pass	Blkd	
		Solo	Ast	Tot		FF	FR				Yds
9/1/2018	Mercer	Did Not Play									
9/8/2018	at Navy	Did Not Play									
9/14/2018	Georgia State	Did Not Play									
9/22/2018	South Alabama	Did Not Play									
9/28/2018	at Tulane	Did Not Play									
10/6/2018	UConn	Did Not Play									
10/13/2018	UCF	Did Not Play									
10/20/2018	at Missouri	Did Not Play									
11/3/2018	at ECU	Did Not Play									
11/10/2018	Tulsa	Did Not Play									
11/15/2018	at SMU	Did Not Play									
11/23/2018	Houston	Did Not Play									
12/1/2018	at UCF	0	0	0	0	0	0	0	0	0	0
12/22/2018	vs Wake Forest	Did Not Play									
8/31/2019	Ole Miss	4	0	4	1.0	1	0	0	0	0	0
9/7/2019	Southern	1	0	1	0	0	0	0	0	0	0
9/14/2019	at S. Alabama	2	1	3	0	0	0	0	0	1	1
9/26/2019	Navy	2	1	3	0	0	0	0	0	0	0
10/5/2019	at ULM	4	1	5	0	0	0	0	0	0	0
10/12/2019	at Temple	4	1	5	0	0	0	0	0	0	1
10/18/2019	Tulane	2	0	2	0	0	0	0	0	1	0
10/26/2019*	at Tulsa	8	4	12	0.5	0	0	0	0	0	1
11/2/2019*	SMU	4	0	4	1.0	1	0	0	0	0	1
11/16/2019*	at Houston	1	1	2	0	0	0	0	0	0	0
11/23/2019*	at USF	6	0	6	0	0	0	0	0	0	0
11/29/2019	Cincinnati	5	0	5	1.0	1	0	0	0	0	0
12/7/2019	Cincinnati	2	0	2	0	0	0	0	0	0	0
12/28/2019	vs Penn State	3	1	4	0	0	0	0	0	0	0
9/5/2020	Arkansas State	6	2	8	0.5	0	0	0	0	0	0
10/3/2020	at SMU	4	0	4	0	0	0	1	1	0	2
10/17/2020*	UCF	10	4	14	0	0	0	0	0	0	1



MARCAYLL JONES

FRESHMAN • WIDE RECEIVER

HS • 5-9 • 170

WARNER ROBINS, GA.

WARNER ROBINS HS

MAJOR: ECONOMICS

Career

Made collegiate debut in the 2020 season opener against Arkansas State ... A three-star wide receiver who prepped at Warner Robins High School ... Tallied 3,246 receiving yards and 11 touchdowns in four seasons ... In junior year broke the state record for most receiving yards in a season ... Finished his junior campaign with 115 catches for 2,046 yards and four touchdowns ... Posted a career-long reception of 78 yards ... Also rushed for 135 yards with a long of 46 ... Also recorded 413 yards on kickoff and punt returns. ... Has four years of eligibility remaining.

Receiving Stats

Year	GP/GS	Rec	Yds	TD	Long	Rec/G	Avg/C	Avg/G
2020	2/0	0	0	0	0	0.0	0.0	0.0
Total	2/0	0	0	0	0	0.0	0.0	0.0

Game-by-Game Stats

Date	Opponent	Receiving		
		Rec	Yds	TD Long
9/5/2020	Arkansas State	0	0	0
10/3/2020	at SMU	Did Not Play		
10/17/2020	UCF	0	0	0



TTTUS JONES
R-SOPHOMORE • OFFENSIVE LINE
1L • 6-4 • 295
NEW ORLEANS, LA.
EDNA KARR HS
MAJOR: PROFESSIONAL STUDIES

Career

Returns for his third season after a redshirt season in 2018 ... Has played in 13 games ... Has three years of eligibility remaining.

Career Highs

Offensive Plays.....34, vs Arkansas State, Sept. 5, 2020

Offensive Line

Year	GP/GS	Plays/Total team plays
2019	13/0	54/992
2020	3/0	34/86
Total	16/0	88/2106

Game-by-Game

Date	Opponent	Position - Plays
8/31/2019	Ole Miss	Did Not Play
9/7/2019	Southern	Right Tackle - 11/70
9/14/2019	at S. Alabama	Left Guard - 14/67
9/26/2019	Navy	Special Teams
10/5/2019	at ULM	Special Teams
10/12/2019	at Temple	Special Teams
10/19/2019	Tulane	Left Tackle - 7/66
10/26/2019	at Tulsa	Special Teams
11/2/2019	SMU	Special Teams
11/16/2019	at Houston	Special Teams
11/23/2019	at USF	Left Guard - 20/89
11/29/2019	Cincinnati	Special Teams
12/7/2019	Cincinnati	Special Teams
12/28/2019	vs Penn State	Special Teams
9/5/2020	Arkansas State	Left Guard - 34/86
10/3/2020	at SMU	Special Teams
10/17/2020	UCF	Special Teams



MORRIS JOSEPH
JUNIOR • DEFENSIVE LINE
1L • 6-2 • 275
ORANGE, TEXAS
WEST ORANGE-STARK HS/IOWA WESTERN CC
MAJOR: SPORT AND LEISURE MANAGEMENT

Career

Joined the Tigers prior to the 2019 season ... Made first career start in the 2020 opener against Arkansas State ... Has played in 17 games, logging 36 career tackles, four TFL and three sacks ... Has two years of eligibility remaining.

Career Highs

Tackles.....6, vs Navy, Sept. 26, 2019
 Tackles For Loss.....1, 4x, last vs Arkansas State, Sept. 5, 2020
 Sacks.....1, 3x, last vs Arkansas State, Sept. 5, 2020

Defensive Stats

Year	GP/GS	Solo	Ast	Tot	TFL-Yds	Sacks-Yds	Int	PD	FF	FR	Blk
2019	14/0	11	16	27	3-13	2-8	0	0	0	0	0
2020	3/3	7	2	9	1-11	1-11	0	0	0	0	0
Total	17/3	18	18	36	4.0-24	3.0-19	0	0	0	0	0

Game-by-Game Stats

Date	Opponent	Tackles				Sacks	Fumble		Int	Pass	Blkd	Saf
		Solo	Ast	Tot	TFL		FF	FR				
8/31/2019	Ole Miss	0	0	0	0	0	0	0	0	0	0	0
9/7/2019	Southern	2	0	2	1.0	5	0	0	0	0	0	0
9/14/2019	at S. Alabama	0	1	1	0	0	0	0	0	0	0	0
9/26/2019	Navy	3	3	6	1.0	7	1.0	7	0	0	0	0
10/5/2019	at ULM	0	2	2	0	0	0	0	0	0	0	0
10/12/2019	at Temple	2	0	2	0	0	0	0	0	0	0	0
10/18/2019	Tulane	0	1	1	0	0	0	0	0	0	0	0
10/26/2019	at Tulsa	0	2	2	0	0	0	0	0	0	0	0
11/2/2019	SMU	0	0	0	0	0	0	0	0	0	0	0

11/16/2019	at Houston	2	0	2	1.0	1	1.0	1	0	0	0	0	0	0	0
11/23/2019	at USF	1	0	1	0	0	0	0	0	0	0	0	0	0	0
11/29/2019	Cincinnati	0	1	1	0	0	0	0	0	0	0	0	0	0	0
12/7/2019	Cincinnati	0	2	2	0	0	0	0	0	0	0	0	0	0	0
12/28/2019	vs Penn State	1	4	5	0	0	0	0	0	0	0	0	0	0	0
9/5/2020*	Arkansas State	2	1	3	1.0	11	1.0	11	0	0	0	0	0	0	0
10/3/2020*	at SMU	4	0	4	0	0	0	0	0	0	0	0	0	0	0
10/17/2020*	UCF	1	1	2	0	0	0	0	0	0	0	0	0	0	0



JACOB LIKES
R-FRESHMAN • OFFENSIVE LINE
SQ • 6-2 • 280
MEMPHIS, TENN.
CHRISTIAN BROTHERS HS
MAJOR: FINANCE

Career

Has four years of eligibility remaining after redshirting in 2019.

Honors (Academic/Athletic)

2019-20 American Athletic Conference All-Academic Team ... Dean's List for the 2019 fall semester ... Tiger 3.0 Club for the 2019 fall and 2020 spring semesters.

Offensive Line

Year	GP/GS	Plays/Total team plays
2020	1/0	0/86
Total	1/0	0/86

Game-by-Game

Date	Opponent	Position - Plays
9/5/2020	Arkansas State	Special Teams
10/3/2020	at SMU	Did Not Play
10/17/2020	UCF	Did Not Play



TYRE'Z LINDSEY
R-SENIOR • DEFENSIVE BACK
3L • 6-2 • 212
DOTHAN, ALA.
DOTHAN HS
GRAD STUDENT: INTERDISCIPLINARY STUDIES

Career

Has seen action in 42 games, making 21 starts ... Has 135 total stops (82 solo) ... Has 24 multi-tackle games, including three double-digit tackle performances ... Has two TFL, three PBU and two fumble recoveries ... Redshirted the 2016 season and has one year of eligibility remaining.

Honors (Academic/Athletic)

2016-17 American Athletic Conference All-Academic Team.

Career Highs


Tackles.....13, at Tulane, Sept. 28, 2018
 Tackles For Loss.....1, 2x, last vs South Alabama, Sept. 22, 2018
 Pass Breakups.....1, 3x, last vs Arkansas State, Sept. 5, 2020
 Fumble Recoveries.....1, 2x, last vs UCF, Oct. 17, 2020

Defensive Stats

Year	GP/GS	Solo	Ast	Tot	TFL-Yds	Sacks-Yds	Int	PD	FF	FR	Blk
2017	11/4	24	15	39	0-0	0-0	0	0	0	0	0
2018	14/14	40	31	71	2-4	0-0	0	2	0	1	0
2019	14/0	3	3	6	0-0	0-0	0	0	0	0	0
2020	3/3	15	4	19	0-0	0-0	0	1	0	1	0
Total	42/21	82	53	135	2.0-4	0-0	0	3	0	2	0

Game-by-Game Stats

Date	Opponent	Tackles				Sacks	Fumble		Int	Pass	Blkd	Saf
		Solo	Ast	Tot	TFL		FF	FR				
8/31/2017	ULM	0	0	0	0	0	0	0	0	0	0	0
9/16/2017	UCLA	0	1	1	0	0	0	0	0	0	0	0
9/23/2017	Southern Illinois	1	0	1	0	0	0	0	0	0	0	0
9/30/2017*	at UCF	2	4	6	0	0	0	0	0	0	0	0
10/6/2017*	at UConn	4	1	5	0	0	0	0	0	0	0	0
10/14/2017*	Navy	2	2	4	0	0	0	0	0	0	0	0



COLE MASHBURN

R-FRESHMAN • DEFENSIVE END
1L • 6-3 • 245
NORMAN, OKLA.
NORMAN NORTH HS
MAJOR: HEALTH STUDIES

Career

Enrolled in the University in January of 2019 ... Has played in seven career games ... Has logged five tackles and has a fumble recovery ... Has four years of eligibility remaining.

Honors (Academic/Athletic)

2019-20 American Athletic Conference All-Academic Team ... Dean's List for the 2019 fall semester ... Tiger 3.0 Club for the 2019 fall and 2020 spring semesters.

Career Highs


Tackles 2, vs Arkansas State, Sept. 5, 2020
 Tackles for Loss 0.5, vs UCF, Oct. 17, 2020
 Fumble Recoveries 1, vs Arkansas State, Sept. 5, 2020
 Quarterback Hurries 1, vs Southern, Sept. 7, 2019

Defensive Stats

Year	GP/GS	Solo	Ast	Tot	TFL-Yds	Sacks-Yds	Int	PD	FF	FR	Blk
2019	4/0	2	0	2	0-0	0-0	0	0	0	0	0
2020	3/0	1	2	3	0.5-0	0-0	0	0	0	1	0
Total	5/0	3	2	5	0.5-0	0-0	0	0	0	1	0

Game-by-Game Stats

Date	Opponent	Tackles			Sacks Tot Yds	Fumble			Int Tot Yds	Pass QBH Brk	Blkd Kick Saf
		Solo	Ast	Tot		FF	FR	Yds			
8/31/2019	Ole Miss	1	0	1	0	0	0	0	0	0	0
9/7/2019	Southern	1	0	1	0	0	0	0	0	1	0
9/14/2019	at S. Alabama	0	0	0	0	0	0	0	0	0	0
9/26/2019	Navy	0	0	0	0	0	0	0	0	0	0
10/5/2019	at ULM	Did Not Play									
10/12/2019	at Temple	Did Not Play									
10/18/2019	Tulane	Did Not Play									
10/26/2019	at Tulsa	Did Not Play									
11/2/2019	SMU	Did Not Play									
11/16/2019	at Houston	Did Not Play									
11/23/2019	at USF	Did Not Play									
11/29/2019	Cincinnati	Did Not Play									
12/7/2019	Cincinnati	Did Not Play									
12/28/2019	vs Penn State	Did Not Play									
9/5/2020	Arkansas State	1	1	2	0	0	0	1	0	0	0
10/3/2020	at SMU	0	0	0	0	0	0	0	0	0	0
10/17/2020	UCF	0	1	1	0.5	0	0	0	0	0	0



TREYSEN NEAL

JUNIOR • LONG SNAPPER
2L • 5-9 • 219
LAKE ST. LOUIS, MO.
WENTZVILLE LIBERTY HS
MAJOR: HEALTH STUDIES

Career

Has played in 28 games, seeing action primarily as the squad's long snapper ... Has two solo tackles ... Has two years of eligibility remaining.

Honors (Academic/Athletic)

2018-19, 2019-20 American Athletic Conference All-Academic Team ... Dean's List for 2019 spring, 2019 fall and 2020 spring semesters ... Tiger 3.0 Club for 2018 fall, 2019 spring, 2019 fall and 2020 spring semesters.

Game-by-Game Snaps

Year	GP/GS	PATs	FGs	Punts
2018	14/0	79	20	46
2019	14/0	66	25	34
2020	0/0	0	0	0
Total	28/0	145	45	80

Snaps Game-by-Game

Date	Opponent	PATs	FGs	Punts
9/1/2018	Mercer	9/9	1/1	2
9/8/2018	at Navy	3/3	0/0	5
9/14/2018	Georgia State	8/8	1/1	0
9/22/2018	South Alabama	7/7	1/2	0
9/28/2018	at Tulane	3/3	1/1	0
10/6/2018	UConn	7/8	0/1	1
10/13/2018	UCF	3/3	3/3	5
10/20/2018	at Missouri	3/4	2/2	2
11/3/2018	at ECU	8/8	1/1	5
11/10/2018	Tulsa	5/6	2/2	4
11/16/2018	at SMU	4/4	0/1	4
11/23/2018	Houston	7/7	1/1	5
12/1/2018	at UCF	5/5	2/3	5
12/22/2018	vs Wake Forest	4/4	0/1	8
8/31/2019	Ole Miss	1/2	0/0	6
9/7/2019	Southern	7/7	2/2	1
9/14/2019	at S. Alabama	4/4	2/2	2
9/26/2019	Navy	5/5	0/1	4
10/5/2019	at ULM	5/5	1/1	3
10/12/2019	at Temple	4/4	0/0	1
10/19/2019	Tulane	5/5	2/2	3
10/26/2019	at Tulsa	6/6	0/1	3
11/2/2019	SMU	6/6	4/4	2
11/16/2019	at Houston	6/6	1/1	1
11/23/2019	at USF	7/7	0/0	2
11/29/2019	Cincinnati	4/4	2/2	3
12/7/2019	Cincinnati	2/2	3/3	0
12/28/2019	vs Penn State	3/3	6/6	3
9/5/2020	Arkansas State	Did Not Play		
10/3/2020	at SMU	3/3	2/2	0
10/17/2020	UCF	4/4	0/0	0



HAROLD NASH III

R-FRESHMAN • DEFENSIVE BACK
SQ • 5-10 • 172
WEST BLOOMFIELD, MICH.
ST. MARY'S HS/FORK UNION MILITARY
MAJOR: ELECTRICAL ENGINEERING

Career

Has four years of eligibility remaining after redshirting freshman season.

Honors (Academic/Athletic)

2019-20 American Athletic Conference All-Academic Team ... Dean's List for the 2019 fall semester ... Tiger 3.0 Club for the 2019 fall and 2020 spring semesters.

Career Highs


Tackles 1, vs Arkansas State, Sept. 5, 2020

Defensive Stats

Year	GP/GS	Solo	Ast	Tot	TFL-Yds	Sacks-Yds	Int	PD	FF	FR	Blk
2020	1/0	1	0	1	0-0	0-0	0	0	0	0	0
Total	1/0	1	0	1	0-0	0-0	0	0	0	0	0

Game-by-Game Stats

Date	Opponent	Tackles			Sacks Tot Yds	Fumble			Int Tot Yds	Pass QBH Brk	Blkd Kick Saf
		Solo	Ast	Tot		FF	FR	Yds			
9/5/2020	Arkansas State	1	0	1	0	0	0	0	0	0	0
10/3/2020	at SMU	Did Not Play									
10/17/2020	UCF	Did Not Play									



DEVONTE NELSON

FRESHMAN • DEFENSIVE BACK
 HS • 5-11 • 184
 MEMPHIS, TENN.
 MEMPHIS UNIVERSITY SCHOOL
 MAJOR: FINANCE

Career

Made collegiate debut in the 2020 season opener against Arkansas State ... Had 81 solo tackles and 21 PBU his final two prep seasons at Memphis University School (MUS) ... Finished his senior campaign with 40 tackles, one field goal block, two interceptions and eight PBU under head coach Bobby Alston ... Rated a three-star corner by 247sports.com ... Helped MUS to a 10-2 record ... Earned 2019 Division 2-AAA West All-Region first team honors (DB) ... Played in the 2019 AutoZone Liberty Bowl High School All-Star Game ... Also named to the 2018 Division 2-AAA West All-Region first team (DB) ... Has four years of eligibility remaining.

Defensive Stats

Year	GP/GS	Solo	Ast	Tot	TFL-Yds	Sacks-Yds	Int	PD	FF	FR	Blk
2020	1/0	0	0	0	0-0	0-0	0	0	0	0	0
Total	1/0	0	0	0	0-0	0-0	0	0	0	0	0

Game-by-Game Stats

Date	Opponent	Tackles					Sacks Tot Yds	Fumble			Int Tot Yds	Pass		Blkd Kick Saf
		Solo	Ast	Tot	TFL	Yds		FF	FR	Yds		QBH	Brk	
9/5/2020	Arkansas State	0	0	0	0	0	0	0	0	0	0	0	0	0
10/3/2020	at SMU	Did Not Play												
10/17/2020	UCF	Did Not Play												



KAYODE OLADELE

R-SOPHOMORE • DEFENSIVE LINE
 1L • 6-5 • 250
 MIAMI, FLA.
 CHAMPAGNAT CATHOLIC HS
 MAJOR: FINANCE

Career

Returns for his third season after a redshirt year in 2018 ... Has three years of eligibility remaining.

Honors (Academic/Athletic)

2018-19, 2019-20 American Athletic Conference All-Academic Team ... Dean's List for the 2019 fall and 2020 spring semesters ... Tiger 3.0 Club for the 2019 fall and 2020 spring semesters.

Defensive Stats

Year	GP/GS	Solo	Ast	Tot	TFL-Yds	Sacks-Yds	Int	PD	FF	FR	Blk
2019	1/0	0	0	0	0-0	0-0	0	0	0	0	0
Total	1/0	0	0	0	0-0	0-0	0	0	0	0	0

Game-by-Game Stats

Date	Opponent	Tackles					Sacks Tot Yds	Fumble			Int Tot Yds	Pass		Blkd Kick Saf
		Solo	Ast	Tot	TFL	Yds		FF	FR	Yds		QBH	Brk	
8/31/2019	Ole Miss	Did Not Play												
9/7/2019	Southern	Did Not Play												
9/14/2019	at S. Alabama	Did Not Play												
9/26/2019	Navy	Did Not Play												
10/5/2019	at ULM	Did Not Play												
10/12/2019	at Temple	Did Not Play												
10/18/2019	Tulane	0	0	0	0	0	0	0	0	0	0	0	0	
10/26/2019	at Tulsa	Did Not Play												
11/2/2019	SMU	Did Not Play												
11/16/2019	at Houston	Did Not Play												
11/23/2019	at USF	Did Not Play												
11/29/2019	Cincinnati	Did Not Play												
12/7/2019	Cincinnati	Did Not Play												
12/28/2019	vs Penn State	Did Not Play												
9/5/2020	Arkansas State	Did Not Play												
10/3/2020	at SMU	0	0	0	0	0	0	0	0	0	0	0	0	
10/17/2020	UCF	0	0	0	0	0	0	0	0	0	0	0	0	



SYLVONTA OLIVER

JUNIOR • DEFENSIVE BACK
 TR • 5-10 • 175
 COMO, MISS.
 NORTH PANOLA HS/ITAWAMBA CC
 MAJOR: SPORT AND LEISURE MANAGEMENT

Career

Joined Memphis from Itawamba Community College ... Started in his Memphis debut against Arkansas State ... Tallied seven tackles, an interception and a PBU against Arkansas State ... Has two years of eligibility remaining.

Career Highs


Tackles 7, vs Arkansas State, Sept. 5, 2020
 Interceptions 1, vs Arkansas State, Sept. 5, 2020
 Pass Breakups 1, vs Arkansas State, Sept. 5, 2020

Defensive Stats

Year	GP/GS	Solo	Ast	Tot	TFL-Yds	Sacks-Yds	Int	PD	FF	FR	Blk
2020	3/1	9	0	9	0-0	0-0	1	2	0	0	0
Total	3/1	9	0	9	0-0	0-0	1	2	0	0	0

Game-by-Game Stats

Date	Opponent	Tackles					Sacks Tot Yds	Fumble			Int Tot Yds	Pass		Blkd Kick Saf
		Solo	Ast	Tot	TFL	Yds		FF	FR	Yds		QBH	Brk	
9/5/2020	Arkansas State	7	0	7	0	0	0	0	0	1	0	1	0	
10/3/2020	at SMU	2	0	2	0	0	0	0	0	0	0	0	0	
10/17/2020	UCF	0	0	0	0	0	0	0	0	0	0	0	0	



MANUEL ORONA-LOPEZ

R-SENIOR • OFFENSIVE LINE
 2L • 6-3 • 291
 PHOENIX, ARIZ.
 BROWNE HS/GLENDALE CC
 MAJOR: INTERDISCIPLINARY STUDIES

Career

Returns for his third year ... Moved to center after spending the 2018 and 2019 seasons at right guard ... Has played in 20 games with 17 starts ... Has seen action on 974 snaps ... Has one year of eligibility remaining.

Honors (Academic/Athletic)

2018-19 American Athletic Conference All-Academic Team ... Tiger 3.0 Club for 2018 fall and 2019 spring semesters.

Career Highs


Offensive Plays 86, 2x, last vs Arkansas State, Sept. 5, 2020

Offensive Line

Year	GP/GS	Plays/Total team plays
2018	3/0	23/1028
2019	14/14	865/992
2020	3/3	86/86
Total	20/17	974/2106

Game-by-Game

Date	Opponent	Position - Plays
9/1/2018	Mercer	Did Not Play
9/8/2018	at Navy	Did Not Play
9/14/2018	Georgia State	Right Guard - 6/62
9/22/2018	South Alabama	Did Not Play
9/28/2018	at Tulane	Did Not Play
10/6/2018	UConn	Right Guard - 11/59
10/13/2018	UCF	Did Not Play
10/20/2018	at Missouri	Did Not Play
11/3/2018	at ECU	Did Not Play
11/10/2018	Tulsa	Right Guard - 7/78
11/16/2018	at SMU	Did Not Play
11/23/2018	Houston	Did Not Play
12/1/2018	at UCF	Did Not Play
12/22/2018	vs Wake Forest	Did Not Play
8/31/2019*	Ole Miss	Right Guard - 77/82
9/7/2019*	Southern	Right Guard/Center - 59/70
9/14/2019*	at S. Alabama	Right Guard - 35/67
9/26/2019*	Navy	Right Guard - 43/43
10/5/2019*	at ULM	Right Guard - 60/60
10/12/2019*	at Temple	Right Guard - 70/77
10/19/2019*	Tulane	Right Guard - 54/66
10/26/2019*	at Tulsa	Right Guard - 40/59
11/2/2019*	SMU	Right Guard - 67/76
11/16/2019*	at Houston	Right Guard/Center - 72/75
11/23/2019*	at USF	Right Guard - 60/89
11/29/2019*	Cincinnati	Right Guard - 60/66
12/7/2019*	Cincinnati	Right Guard - 82/88
12/28/2019*	vs Penn State	Right Guard - 86/86
9/5/2020*	Arkansas State	Center - 86/86
10/3/2020*	at SMU	Center
10/17/2020*	UCF	Center



RODNEY OWENS
R-JUNIOR • DEFENSIVE BACK
1L • 6-0 • 180
NASHVILLE, TENN.
ENSWORTH HS/LOUISVILLE/IOWA WESTERN CC
MAJOR: PROFESSIONAL STUDIES

Career

Made first start in the 2020 season opener against Arkansas State ... Logged a career-high 12 tackles against UCF (Oct. 17, 2020) ... Has two years of eligibility remaining after transferring to Memphis after the 2018 season.

Honors (Academic/Athletic)

2019-20 American Athletic Conference All-Academic Team ... Dean's List for the 2019 fall semester ... Tiger 3.0 List for the 2019 fall semester.

Career Highs

Tackles 12, vs UCF, Oct. 17, 2020
 Sacks 1, at USF, Nov. 23, 2019
 Tackles for Loss 1, 2x, last vs UCF, Oct. 17, 2020
 Pass Breakups 1, 2x, last at SMU, Oct. 3, 2020
 Forced Fumbles 1, vs UCF, Oct. 17, 2020

Defensive Stats

Year	GP/GS	Solo	Ast	Tot	TFL-Yds	Sacks-Yds	Int	PD	FF	FR	Blk
2019	12/0	2	1	3	1-9	1-9	0	0	0	0	0
2020	3/3	19	2	21	1-2	0-0	0	2	1	0	0
Total	13/1	21	3	24	2.0-11	1.0-9	0	2	1	0	0

Game-by-Game Stats

Date	Opponent	Tackles					Sacks Tot Yds	Fumble FF FR Yds	Int Tot Yds	Pass QBH Brk	Blkd Kick Saf	
		Solo	Ast	Tot	TFL	Yds						
8/31/2019	Ole Miss	Did Not Play										
9/7/2019	Southern	0	0	0	0	0	0	0	0	0	0	
9/14/2019	at S. Alabama	Did Not Play										
9/26/2019	Navy	0	0	0	0	0	0	0	0	0	0	
10/5/2019	at ULM	1	0	1	0	0	0	0	0	0	0	
10/12/2019	at Temple	0	0	0	0	0	0	0	0	0	0	
10/18/2019	Tulane	0	0	0	0	0	0	0	0	0	0	
10/26/2019	at Tulsa	0	0	0	0	0	0	0	0	0	0	
11/2/2019	SMU	0	0	0	0	0	0	0	0	0	0	
11/16/2019	at Houston	0	0	0	0	0	0	0	0	0	0	
11/23/2019	at USF	1	1	2	1.0	9	1.0	9	0	0	0	
11/29/2019	Cincinnati	0	0	0	0	0	0	0	0	0	0	
12/7/2019	Cincinnati	0	0	0	0	0	0	0	0	0	0	
12/28/2019	vs Penn State	0	0	0	0	0	0	0	0	0	0	
9/5/2020*	Arkansas State	5	0	5	0	0	0	0	0	0	1	
10/3/2020*	at SMU	4	0	4	0	0	0	0	0	0	1	
10/17/2020*	UCF	10	2	12	1.0	2	0	0	1	0	0	



DYLAN PARHAM
R-JUNIOR • OFFENSIVE LINE
2L • 6-3 • 285
CARROLLTON, GA.
CARROLLTON HS
MAJOR: EXERCISE SCIENCE

Career

Member of the team for two seasons ... Saw first season of on-field action in 2018 after redshirting in 2017 ... Moved to the offensive line after being recruited as a tight end ... Has played in 14 games at left guard ... Moved to right guard ahead of the 2020 season ... Has played 1,890-of-2,106 snaps (.897) ... Has two years of eligibility remaining.

Honors (Academic/Athletic)

2017-18, 2018-19 American Athletic Conference All-Academic Team ... Dean's List for the 2018 fall semester ... Tiger 3.0 Club for 2017 fall, 2018 spring, 2018 fall and 2019 spring semesters.

Career Highs

Offensive Plays 92 vs Houston, Nov. 23, 2018

Offensive Line

Year	GP/GS	Plays/Total team plays
2018	14/14	972/1028
2019	14/14	832/992
2020	3/3	86/86
Total	31/31	1890/2106

Game-by-Game

Date	Opponent	Position - Plays
9/1/2018*	Mercer	Left Guard - 53/86
9/8/2018*	at Navy	Left Guard - 49/49
9/14/2018*	Georgia State	Left Guard - 55/62
9/22/2018*	South Alabama	Left Guard - 76/76
9/28/2018*	at Tulane	Left Guard - 51/51
10/6/2018*	UConn	Left Guard - 50/59
10/13/2018*	UCF	Left Guard - 81/81
10/20/2018*	at Missouri	Left Guard - 81/81
11/3/2018*	at ECU	Left Guard - 82/82
11/10/2018*	Tulsa	Left Guard - 71/78
11/16/2018*	at SMU	Left Guard - 74/74
11/23/2018*	Houston	Left Guard - 92/92
12/1/2018*	at UCF	Left Guard - 75/75
12/22/2018*	vs Wake Forest	Left Guard - 82/82
8/31/2019*	Ole Miss	Left Guard - 82/82
9/7/2019*	Southern	Left Guard - 59/70
9/14/2019*	at S. Alabama	Left Guard - 53/67
9/26/2019*	Navy	Left Guard - 43/43
10/5/2019*	at ULM	Left Guard - 14/60
10/12/2019*	at Temple	Left Guard - 77/77
10/19/2019*	Tulane	Left Guard - 56/66
10/26/2019*	at Tulsa	Left Guard - 59/59
11/2/2019*	SMU	Left Guard - 44/76
11/16/2019*	at Houston	Left Guard - 60/75
11/23/2019*	at USF	Left Guard - 62/89
11/29/2019*	Cincinnati	Left Guard - 66/66
12/7/2019*	Cincinnati	Left Guard - 88/88
12/28/2019*	vs Penn State	Left Guard - 86/86
9/5/2020*	Arkansas State	Right Tackle - 86/86
10/3/2020*	at SMU	Right Tackle
10/17/2020*	UCF	Right Tackle



RILEY PATTERSON

SENIOR • PLACE KICKER

3L • 6-0 • 190

EDWARDSVILLE, ILL.

EDWARDSVILLE HS

MAJOR: SUPPLY CHAIN MANAGEMENT

- Athlon Sports Preseason All-America Third Third (2020)
- Lou Groza Award Watch List (2019, 2020)
- All-AAC First Team (2019)

• Made a program and NCAA bowl record six field goals at the 84th Goodyear Cotton Bowl Classic

Career

Has played in 44 games ... Has scored 371 points on 215-of-220 PAT and 52-of-65 FG ... Holds 20 double-figure scoring games ... Has 251 kickoffs for a 60.8 average and 137 kickoffs for touchbacks ... Matched a school record with his 56-yard FG at SMU (Oct. 3, 2020) ... One of four returning FBS kickers who scored at least 120 points in 2019 ... Entered 2020 as the active leader in scoring by a kicker with 358 points ... His career 80.3 percent accuracy in field goals was the best by any FBS kicker entering the 2020 campaign.

Honors (Academic/Athletic)

2017-18, 2018-19, 2019-20 American Athletic Conference All-Academic Team ... Dean's List for 2017 fall, 2018 spring, 2019 spring and 2020 spring semesters ... Tiger 3.0 Club for 2017 fall, 2018 spring, 2018 fall, 2019 spring and 2020 spring semesters ... 2019 summer intern at St. Jude in the Sports Marketing department ... Named First Team All-Conference in 2019 ... Listed to Lou Groza Award Watch List in 2019 and 2020.

Career Highs

Field Goals Made..... 6, vs Penn State, Dec. 28, 2019
 Longest Field Goal 56, at SMU, Oct. 3, 2020
 Points..... 21, vs Penn State, Dec. 28, 2019

Field Goal Stats

Year	GP/GS	Made	Att	Long	Pct	Blkd
2017	13/0	11	16	42	68.75	0
2018	14/0	15	20	52	75.00	0
2019	14/0	23	25	52	92.00	0
2020	3/0	3	4	56	75.00	0
Total	44/0	52	65	56	80.00	0


Kickoff Stats

Year	GP/GS	Att	Yds	Avg	TB	OB
2017	13/0	24	1432	59.7	2	2
2018	14/0	105	6225	59.3	57	2
2019	14/0	103	6425	62.4	65	1
2020	3/0	19	1173	61.7	13	0
Total	44/0	251	15255	60.8	137	5

Game-by-Game Stats

Date	Opponent	FG				Kickoff				PAT	
		Att	Made	BLK	Long	ATT	Yds	OB	TB	ATT	Made
8/31/2017	ULM	0	0	0	0	3	158	0	0	4	4
9/16/2017	UCLA	0	0	0	0	3	178	0	0	3	2
9/23/2017	Southern Illinois	1	1	0	30	7	423	0	1	2	2
9/30/2017	at UCF	0	0	0	0	2	130	0	1	0	0
10/6/2017	at UConn	0	0	0	0	4	249	1	0	5	5
10/14/2017	Navy	4	3	0	42	0	0	0	0	3	3
10/19/2017	at Houston	1	0	0	0	0	0	0	0	6	6
10/27/2017	Tulane	0	0	0	0	3	172	0	0	8	8
11/3/2017	at Tulsa	2	2	0	33	0	0	0	0	5	5
11/18/2017	SMU	1	1	0	34	0	0	0	0	9	9
11/25/2017	ECU	0	0	0	0	2	122	1	0	10	10
12/2/2017	at UCF	4	2	0	27	0	0	0	0	7	7
12/30/2017	Iowa State	3	2	0	34	0	0	0	0	2	2
9/1/2018	Mercer	1	1	0	21	9	567	0	5	9	9
9/8/2018	at Navy	0	0	0	0	4	193	0	1	3	3
9/14/2018	Georgia State	1	1	0	28	10	469	1	1	8	8
9/22/2018	South Alabama	2	1	0	42	9	563	0	6	7	7
9/28/2018	at Tulane	1	1	0	43	4	200	0	2	3	3
10/6/2018	UConn	1	0	0	0	9	580	0	7	8	7
10/13/2018	UCF	3	3	0	45	7	413	0	3	3	3
10/20/2018	at Missouri	2	2	0	52	7	455	0	7	4	3
11/3/2018	at ECU	1	1	0	22	10	642	0	7	8	8
11/10/2018	Tulsa	2	2	0	30	8	438	0	2	6	5
11/15/2018	at SMU	1	0	0	0	5	325	0	3	4	4
11/23/2018	Houston	1	1	0	35	9	546	0	5	7	7

12/1/2018	at UCF	3	2	0	36	8	469	1	3	5	5
12/22/2018	vs Wake Forest	1	0	0	0	6	365	0	5	4	4
8/31/2019	Ole Miss	0	0	0	0	3	195	0	2	2	1
9/7/2019	Southern	2	2	0	49	10	544	0	5	7	7
9/14/2019	at South Alabama	2	2	0	36	8	482	0	5	4	4
9/26/2019	Navy	1	0	0	0	6	384	0	5	5	5
10/5/2019	at ULM	1	1	0	50	8	508	0	5	5	5
10/12/2019	at Temple	0	0	0	0	5	318	0	2	4	4
10/18/2019	Tulane	2	2	0	34	8	517	0	5	5	5
10/26/2019	at Tulsa	1	0	0	0	7	430	0	5	6	6
11/2/2019	SMU	4	4	0	50	10	623	0	4	6	6
11/16/2019	at Houston	1	1	0	35	8	515	1	4	6	6
11/23/2019	at USF	0	0	0	0	8	515	0	7	7	7
11/29/2019	Cincinnati	2	2	0	34	7	451	0	5	4	4
12/7/2019	Cincinnati	3	3	0	52	6	381	0	4	2	2
12/28/2019	vs Penn State	6	6	0	51	9	562	0	7	3	3
9/5/2020	Arkansas State	2	1	0	26	7	449	0	5	5	4
10/3/2020	at SMU	2	2	0	56	5	319	0	3	3	3
10/17/2020	UCF	0	0	0	0	7	405	0	5	4	4



THOMAS PICKENS

R-SENIOR • LINEBACKER

3L • 6-2 • 207

MEMPHIS, TENN.

MEMPHIS UNIVERSITY SCHOOL

GRAD STUDENT: INTERDISCIPLINARY STUDIES

Career

Has played in 32 games with 10 starts ... Has 54 total tackles (34 solo) ... Has 12 multi-tackle games ... Has two interceptions and forced fumble ... Redshirted the 2016 season and has one year of eligibility remaining.

Honors (Academic/Athletic)

2016-17 American Athletic Conference All-Academic Team.

Career Highs

Tackles 7, at Temple, Oct. 12, 2019
 Tackles For Loss 2, at Houston, Nov. 16, 2019
 Sacks 2, at Houston, Nov. 16, 2019
 Interceptions 1, 2x, last vs Tulane, Oct. 19, 2019

Defensive Stats

Year	GP/GS	Solo	Ast	Tot	TFL-Yds	Sacks-Yds	Int	PD	FF	FR	Blk
2016	2/0	0	0	0	0.0-0	0.0-0	0	0	0	0	0
2017	6/0	4	2	6	0-0	0-0	0	0	0	0	0
2018	10/0	3	3	6	0-0	0-0	1	1	0	0	0
2019	14/10	27	15	42	3.5-19	2-16	1	1	1	0	0
2020	2/2	9	1	10	2-4	1-2	0	0	0	0	0
Total	34/12	43	21	64	5.5-23	3.0-18	2	2	1	0	0

Game-by-Game Stats

Date	Opponent	Tackles					Sacks		Fumble		Int	Pass QBH Brk	Blkd Kick	Saf
		Solo	Ast	Tot	TFL	Yds	Tot Yds	FF	FR	Yds				
9/3/2016	SEMO	0	0	0	0	0	0	0	0	0	0	0	0	0
9/17/2016	Kansas													
9/24/2016	Bowling Green													
10/1/2016	at Ole Miss													
10/6/2016	Temple													
10/14/2016	at Tulane	0	0	0	0	0	0	0	0	0	0	0	0	0
10/22/2016	at Navy													
10/29/2016	Tulsa													
11/5/2016	at SMU													
11/12/2016	USF													
11/18/2016	at Cincinnati													
11/25/2016	Houston													
12/20/2016	vs WKU													
8/31/2017	ULM	0	0	0	0	0	0	0	0	0	0	0	0	0
9/16/2017	UCLA	1	0	1	0	0	0	0	0	0	0	0	0	0
9/23/2017	Southern Illinois	0	0	0	0	0	0	0	0	0	0	0	0	0
9/30/2017	at UCF	1	2	3	0	0	0	0	0	0	0	0	0	0
10/6/2017	at UConn	1	0	1	0	0	0	0	0	0	0	0	0	0
10/14/2017	Navy													
10/19/2017	at Houston													
10/27/2017	Tulane													
11/3/2017	at Tulsa													
11/28/2017	SMU													
11/25/2017	ECU	1	0	1	0	0	0	0	0	0	0	0	0	0
12/2/2017	at UCF													
12/30/2017	vs Iowa State													
9/1/2018	Mercer	1	1	2	0	0	0	0	0	1	4	0	0	0
9/8/2018	at Navy	0	0	0	0	0	0	0	0	0	0	0	0	0
9/14/2018	Georgia State	0	1	1	0	0	0	0	0	0	0	0	0	0
9/22/2018	South Alabama	0	0	0	0	0	0	0	0	0	0	0	0	0
9/28/2018	at Tulane	1	0	1	0	0	0	0	0	0	0	0	0	0
10/6/2018	UConn													
10/13/2018	UCF													
10/20/2018	at Missouri													
11/3/2018	at ECU													
11/10/2018	Tulsa													
11/15/2018	at SMU													
11/23/2018	Houston													

Kick Return Game-by-Game Stats

Date	Opponent	Kick Return		
		Att	Yds	TD Long
8/31/2019	Ole Miss	0	0	0 0
9/7/2019	Southern	0	0	0 0
9/14/2019	at S. Alabama	0	0	0 0
9/26/2019	Navy	1	99	1 99
10/5/2019	at ULM	Did Not Play		
10/12/2019	at Temple	Did Not Play		
10/18/2019	Tulane	Did Not Play		
10/26/2019	at Tulsa	Did Not Play		
11/2/2019	SMU	Did Not Play		
11/16/2019	at Houston	Did Not Play		
11/23/2019	at USF	Did Not Play		
11/29/2019	Cincinnati	Did Not Play		
12/7/2019	Cincinnati	Did Not Play		
12/28/2019	vs Penn State	Did Not Play		
9/5/2020	Arkansas State	1	24	0 24
10/3/2020	at SMU	3	41	0 19
10/17/2020	UCF	0	0	0 0



JJ RUSSELL
SENIOR • LINEBACKER
3L • 6-1 • 225
GRENADA, MISS.
GRENADA HS
MAJOR: PROFESSIONAL STUDIES

Career

Has played in 41 games with 29 starts ... Has 137 total tackles (93 solo) ... Has 28 multi-tackle games ... Has 15.0 TFL (42 yards) and four sacks (26 yards) ... Has eight QB hurries, four forced fumbles, four PBU, two fumble recoveries and one blocked kick ... Joined the Memphis program in January 2017.

Career Highs

Tackles 9, at UCF, Dec. 1, 2018
 Tackles For Loss 2, 3x, last vs Southern, Sept. 7, 2019
 Sacks 1, 4x, last vs Southern, Sept. 7, 2019
 Quarterback Hurries 3, vs Cincinnati, Dec. 7, 2019
 Pass Breakups 1, 4x, last vs Arkansas State, Sept. 5, 2020
 Forced Fumbles 1, 4x, last vs Arkansas State, Sept. 5, 2020
 Fumble Recoveries 1, 2x, last vs Cincinnati, Nov. 28, 2019
 Blocked Punts 1, vs Tulane, Oct. 27, 2017


Defensive Stats

Year	GP/GS	Solo	Ast	Tot	TFL-Yds	Sacks-Yds	Int	PD	FF	FR	Blk
2017	10/0	8	1	9	0-0	0-0	0	0	0	0	1
2018	14/12	39	19	58	8.5-29	3-21	0	0	3	1	0
2019	14/14	36	22	58	5.5-10	1-5	0	3	0	1	0
2020	3/3	10	2	12	1-3	0-0	0	1	1	0	0
Total	41/29	93	44	137	15.0-42	4.0-26	0	4	4	2	1

Game-by-Game Stats

Date	Opponent	Tackles			Sacks	Fumble	Int	Pass	Blkd
		Solo	Ast	Tot					
8/31/2017	ULM	1	0	1	0	0	0	0	0
9/16/2017	UCLA	0	0	0	0	0	0	0	0
9/23/2017	Southern Illinois	Did Not Play							
9/30/2017	at UCF	Did Not Play							
10/6/2017	at UConn	0	0	0	0	0	0	0	0
10/14/2017	Navy	0	0	0	0	0	0	0	0
10/19/2017	at Houston	Did Not Play							
10/27/2017	Tulane	2	0	2	0	0	0	0	1
11/3/2017	at Tulsa	1	0	1	0	0	0	0	0
11/18/2017	SMU	0	1	1	0	0	0	0	0
11/25/2017	ECU	3	0	3	0	0	0	1	0
12/2/2017	at UCF	1	0	1	0	0	0	0	0
12/30/2017	Iowa State	0	0	0	0	0	0	0	0
9/1/2018*	Mercer	2	2	4	1.5	5	1.0	4	0
9/8/2018*	at Navy	4	2	6	0	0	0	1	0
9/14/2018*	Georgia State	2	3	5	1.0	1	0	0	0
9/22/2018	South Alabama	3	2	5	0	0	0	0	0
9/28/2018*	at Tulane	2	1	3	0	0	0	0	0
10/6/2018*	UConn	2	0	2	2.0	2	0	0	0
10/13/2018*	UCF	1	1	2	0	0	0	0	0
10/20/2018	at Missouri	2	0	2	0	0	0	0	0
11/3/2018*	at ECU	1	1	2	0.5	2	0	0	2
11/10/2018*	Tulsa	3	1	4	1.0	6	0	0	1
11/15/2018*	at SMU	1	2	3	0	0	0	1	0
11/23/2018*	Houston	6	0	6	1.0	11	0	0	0
12/1/2018*	at UCF	5	4	9	1.5	2	0	1	0
12/22/2018*	vs Wake Forest	5	0	5	0	0	0	0	0
8/31/2019*	Ole Miss	4	1	5	2.0	2	0	0	0

9/7/2019*	Southern	4	0	4	2.0	7	1.0	5	0	0	0	0	0	0	0	0	0
9/14/2019*	at S. Alabama	3	4	7	0	0	0	0	0	0	0	0	0	0	0	0	0
9/26/2019*	Navy	5	1	6	0	0	0	0	0	0	0	0	0	0	0	0	0
10/5/2019*	at ULM	1	3	4	0	0	0	0	0	0	0	0	0	0	0	0	0
10/12/2019*	at Temple	7	1	8	1.0	1	0	0	0	0	0	0	0	0	1	0	0
10/18/2019*	Tulane	1	0	1	0	0	0	0	0	0	0	0	0	0	0	0	0
10/26/2019*	at Tulsa	2	5	7	0.5	0	0	0	0	0	0	0	0	0	0	0	0
11/2/2019*	SMU	0	3	3	0	0	0	0	0	0	0	0	0	0	1	0	0
11/16/2019*	at Houston	3	0	3	0	0	0	0	0	0	0	0	0	0	0	0	0
11/23/2019*	at USF	0	1	1	0	0	0	0	0	0	0	0	0	0	0	0	0
11/29/2019*	Cincinnati	1	0	1	0	0	0	0	0	1	0	0	0	0	0	1	0
12/7/2019*	Cincinnati	4	1	5	0	0	0	0	0	0	0	0	0	0	3	0	0
12/28/2019*	vs Penn State	1	2	3	0	0	0	0	0	0	0	0	0	0	1	0	0
9/5/2020*	Arkansas State	3	0	3	0	0	0	0	1	0	0	0	0	0	1	0	0
10/3/2020*	at SMU	3	0	3	1.0	3	0	0	0	0	0	0	0	0	0	0	0
10/17/2020*	UCF	4	2	6	0	0	0	0	0	0	0	0	0	0	0	0	0



JALEN SIMS
R-FRESHMAN • LINEBACKER
1L • 6-2 • 225
FULTONDALE, ALA.
FULTONDALE HS
MAJOR: BUSINESS INFORMATION TECHNOLOGY

Career

Has made three career appearances ... Made collegiate debut in the Cotton Bowl against Penn State ... Credited with first career tackle in the 2020 season opener against Arkansas State ... has four years of eligibility remaining.

Career Highs


Tackles 1, vs Arkansas State, Sept. 5, 2020

Defensive Stats

Year	GP/GS	Solo	Ast	Tot	TFL-Yds	Sacks-Yds	Int	PD	FF	FR	Blk
2019	1/0	0	0	0	0.0-0	0-0	0	0	0	0	0
2020	2/0	1	0	1	0-0	0-0	0	0	0	0	0
Total	3/0	1	0	1	0-0	0-0	0	0	0	0	0

Game-by-Game Stats

Date	Opponent	Tackles			Sacks	Fumble	Int	Pass	Blkd
		Solo	Ast	Tot					
9/5/2020	Arkansas State	1	0	1	0	0	0	0	0
10/3/2020	at SMU	0	0	0	0	0	0	0	0
10/17/2020	UCF	Did Not Play							



TIMOTHY TAYLOR
R-JUNIOR • RUNNING BACK
2L • 5-10 • 213
MEMPHIS, TENN.
EAST HS
MAJOR: SPORT AND LEISURE MANAGEMENT

Career

Member of the team for three seasons ... Saw first season of on-field action in 2018 after redshirting in 2017 ... Has played in 12 games ... Has 26 rushes for 95 yards ... Has a long rush of 17 yards ... Has also added four receptions for 31 yards ... Has two years of eligibility remaining.

Career Highs

Receptions 2, vs Arkansas State, Sept. 5, 2020
 Receiving Yards 18, vs Arkansas State, Sept. 5, 2020
 Long Reception 13, vs Arkansas State, Sept. 5, 2020
 Rushes 5, 2x, last vs Southern, Sept. 7, 2019
 Rushing Yards 27, vs UConn, Oct. 6, 2018
 Long Rush 17, vs UConn, Oct. 6, 2018

Receiving Stats

Year	GP/GS	Att	Yds	TD	Long	Rec/G	Avg/C	Avg/G
2018	5/0	0	0	0	0	0.0	0.0	0.0
2019	5/0	2	13	0	10	0.4	6.5	2.6
2020	2/0	2	18	0	13	1.0	9.0	9.0
Total	12/0	4	31	0	13	0.3	7.8	2.6

Rushing Stats

Year	GP/GS	Att	Yds	TD	Long	AVG/A	AVG/G
2018	5/0	14	62	0	17	4.4	12.4
2019	5/0	11	30	0	9	2.7	6.0
2020	2/0	1	3	0	3	3.0	1.5
Total	12/0	26	95	0	17	3.7	7.9

Game-by-Game Stats

Date	Opponent	Rushing				Receiving			
		Att	Yds	TD	Long	Rec	Yds	TD	Long
9/1/2018	Mercer	5	13	0	7	0	0	0	0
9/8/2018	at Navy	Did Not Play							
9/14/2018	Georgia State	3	12	0	6	0	0	0	0
9/22/2018	South Alabama	Did Not Play							
9/28/2018	at Tulane	0	0	0	0	0	0	0	0
10/6/2018	UConn	4	27	0	17	0	0	0	0
10/13/2018	UCF	Did Not Play							
10/20/2018	at Missouri	Did Not Play							
11/3/2018	at ECU	Did Not Play							
11/10/2018	Tulsa	2	10	0	8	0	0	0	0
11/16/2018	at SMU	Did Not Play							
11/23/2018	Houston	Did Not Play							
12/1/2018	at UCF	Did Not Play							
12/22/2018	vs Wake Forest	Did Not Play							
8/31/2019	Ole Miss	Did Not Play							
9/7/2019	Southern	5	18	0	9	1	10	0	10
9/14/2019	at South Alabama	2	8	0	5	1	3	0	3
9/26/2019	Navy	Did Not Play							
10/5/2019	at ULM	Did Not Play							
10/12/2019	at Temple	0	0	0	0	0	0	0	0
10/18/2019	Tulane	2	2	0	4	0	0	0	0
10/26/2019	at Tulsa	Did Not Play							
11/2/2019	SMU	Did Not Play							
11/16/2019	at Houston	Did Not Play							
11/23/2019	at USF	2	2	0	3	0	0	0	0
11/29/2019	Cincinnati	Did Not Play							
12/7/2019	Cincinnati	Did Not Play							
12/28/2019	vs Penn State	Did Not Play							
9/5/2020	Arkansas State	1	3	0	3	2	18	0	13
10/3/2020	at SMU	0	0	0	0	0	0	0	0
10/17/2020	UCF	Did Not Play							



BRIAN THOMAS JR.

R-JUNIOR • OFFENSIVE LINE

1L • 6-4 • 310

BATON ROUGE, LA.

SCOTLANDVILLE HS/HUTCHINSON CC

MAJOR: INTERDISCIPLINARY STUDIES

Career

A transfer from Hutchinson (Kansas) Community College ... Made Memphis debut against Southern and earned first career start against Penn State in the Cotton Bowl ... After earning a redshirt season in 2019, has two years of eligibility remaining.

Honors (Academic/Athletic)

Tiger 3.0 Club for the 2019 fall and 2020 spring semesters.

Career Highs

Offensive Plays.....86, vs Penn State, Dec. 28, 2019

Offensive Line

Year	GP/GS	Plays/Total team plays
2019	3/1	100/992
2020	0/0	0/86
Total	3/1	100/1087

Game-by-Game

8/31/2019	Ole Miss	Did Not Play
9/7/2019	Southern	Special Teams
9/14/2019	at S. Alabama	Left Tackle - 14/67
9/26/2019	Navy	Did Not Play
10/5/2019	at ULM	Did Not Play
10/12/2019	at Temple	Did Not Play
10/19/2019	Tulane	Did Not Play
10/26/2019	at Tulsa	Did Not Play
11/2/2019	SMU	Did Not Play
11/16/2019	at Houston	Did Not Play
11/23/2019	at USF	Did Not Play
11/29/2019	Cincinnati	Did Not Play
12/7/2019	Cincinnati	Did Not Play
12/28/2019*	vs Penn State	Left Tackle - 86/86
9/5/2020	Arkansas State	Did Not Play
10/3/2020	at SMU	Did Not Play
10/17/2020	UCF	Did Not Play



TAHJ WASHINGTON

R-FRESHMAN • WIDE RECEIVER

1L • 5-11 • 175

MARSHALL, TEXAS

MARSHALL HS

MAJOR: ACCOUNTING

Career

Has 181 yards and one touchdown in seven games played ... Collected his first collegiate touchdown at SMU (Oct. 3, 2020) ... Turned in a career day with 131 yards on seven receptions against UCF (Oct. 17, 2020) ... has four years of eligibility remaining.

Honors (Academic/Athletic)

2019-20 American Athletic Conference All-Academic Team ... Tiger 3.0 Club for the 2019 fall semester.

Career Highs


Touchdowns 1, at SMU, Oct. 3, 2020
 Receptions.....7, vs UCF, Oct. 17, 2020
 Receiving Yards.....131, vs UCF, Oct. 17, 2020
 Long Reception.....52, vs UCF, Oct. 17, 2020

Receiving Stats

Year	GP/GS	Rec	Yds	TD	Long	Rec/G	Avg/C	Avg/G
2019	4/0	3	32	0	26	0.8	10.7	8.0
2020	3/2	10	149	1	52	3.3	14.9	49.7
Total	7/1	13	181	1	52	1.9	13.9	25.9

Game-by-Game Stats

Date	Opponent	Receiving			
		Rec	Yds	TD	Long
8/31/2019	Ole Miss	Did Not Play			
9/7/2019	Southern	1	3	0	3
9/14/2019	at S. Alabama	Did Not Play			
9/26/2019	Navy	Did Not Play			
10/5/2019	at ULM	Did Not Play			
10/12/2019	at Temple	Did Not Play			
10/18/2019	Tulane	Did Not Play			
10/26/2019	at Tulsa	Did Not Play			
11/2/2019	SMU	Did Not Play			
11/16/2019	at Houston	1	26	0	26
11/23/2019	at USF	1	3	0	3
11/29/2019	Cincinnati	Did Not Play			
12/7/2019	Cincinnati	Did Not Play			
12/28/2019	vs Penn State	0	0	0	0
9/5/2020	Arkansas State	1	7	0	7
10/3/2020*	at SMU	2	11	1	6
10/17/2020*	UCF	7	131	0	52



KYLAN WATKINS

R-JUNIOR • RUNNING BACK

1L • 5-11 • 170

MEMPHIS, TENN.

WHITEHAVEN HS/UT MARTIN

MAJOR: COMMUNICATION

Career

Has played in 14 games ... Has 509 rushing yards on 96 carries and three rushing TD ... Also has 13 receptions for 107 yards and two receiving TDs ... Began collegiate career at UT Martin ... Transferred to Memphis prior to 2018 season.

Honors (Academic/Athletic)

2018-19, 2019-20 American Athletic Conference All-Academic Team ... Tiger 3.0 Club for the 2019 fall semester.

Career Highs

Rushes 14, vs Arkansas State, Sept. 5, 2020
 Rush Yards 113, at South Alabama, Sept. 14, 2019
 Long Rush 72, at South Alabama, Sept. 14, 2019
 Rushing Touchdowns 1, 3x, last at Temple, Oct. 12, 2019
 Receptions 2, 2x, last vs Arkansas State, Sept. 5, 2020
 Receiving Yards 50, vs UCF, Oct. 17, 2020
 Long Reception 24, at ULM, Oct. 5, 2019
 Receiving Touchdowns 1, 2x, last vs UCF, Oct. 17, 2020

Receiving Stats

Year	GP/GS	Att	Yds	TD	Long	Rec/G	Avg/C	Avg/G
2019	11/0	5	40	1	24	0.5	8.0	3.6
2020	3/1	8	67	1	22	2.7	8.4	22.3
Total	14/1	13	107	2	24	0.9	8.2	7.6

Rushing Stats

Year	GP/GS	Att	Yds	TD	Long	AVG/A	AVG/G
2019	11/0	62	325	3	72	5.2	29.5
2020	3/1	34	184	0	44	5.4	61.3
Total	14/1	96	509	3	72	5.3	36.4

Game-by-Game Stats

Date	Opponent	Rushing				Receiving			
		Att	Yds	TD	Long	Rec	Yds	TD	Long
8/31/2019	Ole Miss	0	0	0	0	0	0	0	0
9/7/2019	Southern	10	35	1	9	1	2	0	2
9/14/2019	at South Alabama	11	113	0	72	1	18	1	18
9/26/2019	Navy	3	18	0	16	0	0	0	0
10/5/2019	at ULM	10	48	1	14	2	26	0	24
10/12/2019	at Temple	4	27	1	23	0	0	0	0
10/19/2019	Tulane	7	14	0	8	0	0	0	0
10/26/2019	at Tulsa	2	10	0	5	1	-6	0	0
11/2/2019	SMU	5	10	0	8	0	0	0	0
11/16/2019	at Houston	8	39	0	18	0	0	0	0
11/23/2019	at USF	2	11	0	6	0	0	0	0
11/29/2019	Cincinnati								
12/7/2019	Cincinnati								
12/28/2019	vs Penn State								
9/5/2020*	Arkansas State	14	52	0	16	2	13	0	7
10/3/2020	at SMU	10	68	0	44	2	4	0	2
10/17/2020	UCF	10	64	0	30	4	50	1	22



MARQUAVIUS WEAVER

R-JUNIOR • RUNNING BACK
2L • 5-10 • 211
BARTLETT, TENN.
BARTLETT HS
MAJOR: FINANCE

Career

Member of the team for three seasons ... Saw first season of on-field action in 2018 after redshirting in 2017 ... Has seen action in 16 games ... Has 19 carries for 96 yards ... Has a long rush of 32 yards ... Has two years of eligibility remaining.

Honors (Academic/Athletic)

2017-18, 2019-20 American Athletic Conference All-Academic Team ... Dean's List for the 2018 spring semester ... Tiger 3.0 Club for the 2018 spring, 2019 spring and 2020 spring semesters.

Career Highs

Rushes 5, at SMU, Oct. 3, 2020
 Rushing Yards 32, vs Georgia State, Sept, 14, 2018
 Long Rush 32, vs Georgia State, Sept, 14, 2018

Rushing Stats

Year	GP/GS	Att	Yds	TD	Long	Avg/A	Avg/G
2018	5/0	8	48	0	32	6.0	9.6
2019	8/0	5	21	0	8	4.2	2.6
2020	3/0	6	27	0	12	4.5	9.0
Total	16/0	19	96	0	32	5.1	6.0

Game-by-Game Stats

Date	Opponent	Rushing		
		Att	Yds	TD
9/1/2018	Mercer	4	14	0
9/8/2018	at Navy			
9/14/2018	Georgia State	1	32	0
9/22/2018	South Alabama			
9/28/2018	at Tulane			
10/6/2018	UConn	2	5	0
10/13/2018	UCF			
10/20/2018	at Missouri			
11/3/2018	at ECU	0	0	0
11/10/2018	Tulsa	1	-3	0
11/15/2018	at SMU			
11/23/2018	Houston			
12/1/2018	at UCF			
12/22/2018	vs Wake Forest			
8/31/2019	Ole Miss			
9/7/2019	Southern	2	6	0
9/14/2019	at S. Alabama	1	2	0
9/26/2019	Navy	0	0	0
10/5/2019	at ULM	0	0	0
10/12/2019	at Temple			
10/18/2019	Tulane	0	0	0
10/26/2019	at Tulsa			
11/2/2019	SMU			
11/16/2019	at Houston	0	0	0
11/23/2019	at USF	2	13	0
11/29/2019	Cincinnati	0	0	0
12/7/2019	Cincinnati			
12/28/2019	vs Penn State			
9/5/2020	Arkansas State	0	0	0
10/3/2020	at SMU	5	30	0
10/17/2020	UCF	1	-3	0



BRADY WHITE

R-SENIOR • QUARTERBACK
2L • 6-3 • 210
SANTA CLARITA, CALIF.
HART HS/ARIZONA STATE
DOCTORAL STUDENT: LIBERAL STUDIES

- Athlon Sports Preseason Third Team All-Conference (2020)
- Davey O'Brien Award Watch List (2020)
- Manning Award Watch List (2020, 2019)
- Maxwell Award Watch List (2020)
- Wuerffel Trophy Watch List (2020)
- All-AAC Second Team (2019)
- Johnny Unitas Golden Arm Top 5 Finalist (2019)
- Manning Award Finalist (2019)
- Davey O'Brien Award Semifinalist (2019)
- Johnny Unitas Golden Arm Award Watch List (2020, 2019, 2018)
- Touchdown Club of Columbus' Players to Watch (2019)
- CoSIDA Academic All-District (2019)

Career

Graduate transfer who was eligible immediately for the 2018 season ... Has one year of eligibility remaining ... Transferred to Memphis from Arizona State in January 2018 ... Graduated from Arizona State with a bachelor's degree in business in December of 2017 ... Completed his master's degree at the University of Memphis and is pursuing a doctorate degree ... Has 8,372 yards on 605-of-941 passing with 72 TDs ... Has a long pass of 75 yards ... Has nine 300-yard passing performances and two 400-yard efforts ... Has 22 multi-TD passing games, including six game with four-plus passing TDs ... For his FBS career (Arizona State/Memphis), has 8,631 yards on 74 TDs.

Honors (Academic/Athletic)

2019 Johnny United Golden Arm Award Finalist ... 2019 Manning Award Finalist ... 2019 All-AAC Second Team ... 2018-19, 2019-20 American Athletic Conference All-Academic Team ... 2019 CoSIDA Academic All-District ... Dean's List student for the 2018 fall and 2019 spring semesters ... Tiger 3.0 Club for the 2018 fall, 2019 spring and spring 2020 semesters ... 2016 PAC-12 Conference All-Academic first team (QB).

Career Highs

Pass Completions34, vs UCF, Oct. 17, 2020
 Pass Attempts 51, vs Penn State, Dec. 28, 2019
 Passing Yards486, vs UCF, Oct. 17, 2020
 Passing Touchdowns......6, vs UCF, Oct. 17, 2020
 Longest Passing Play 75, 2x, last at ECU, Nov. 3, 2018
 Rushing Yards 39, vs Arkansas State, Sept. 5, 2020
 Rushing Touchdowns......1, 6x, last vs UCF, Oct. 17, 2020
 Longest Rush18, vs vs Arkansas State, Sept. 5, 2020
 Total Touchdowns......7, vs UCF, Oct. 17, 2020

Passing Stats

Year	GP/GS	Cmp	Att	Int	Yds	TD	Long	%	Avg/P	Avg/G
2018	14/14	246	392	9	3296	26	75	.63	8.4	235.4
2019	14/14	269	420	11	4014	33	73	.64	9.6	286.7
2020	3/3	90	129	3	1062	13	52	.70	8.2	354.0
Total	31/31	605	941	23	8372	72	75	.64	8.9	270.1

Receiving Stats

Year	GP/GS	Att	Yds	TD	Long	Rec/G	Avg/C	Avg/G
2018	14/14	1	-12	0	0	0.1	-12.0	-0.9
2019	14/14	1	25	0	25	0.1	25.0	1.8
2020	3/3	0	0	0	0	0.0	0.0	0.0
Total	31/31	2	13	0	25	0.1	6.5	0.4

Rushing Stats

Year	GP/GS	Att	Yds	TD	Long	AVG/A	AVG/G
2018	14/14	53	-43	1	12	-0.8	-3.1
2019	14/14	61	-71	4	14	-1.2	-5.1
2020	3/3	19	76	1	18	4.0	25.3
Total	31/31	133	-38	6	18	-0.3	-1.2

Game-by-Game Stats

Date	Opponent	Passing				Rushing				Receiving						
		Cmp	Att	%	Yds	TD	Long	Att	Yds	TD	Long	Rec	Yds	TD	Long	
9/1/2018*	Mercer	22	28	0	78.6%	358	5	75	3	20	0	8	0	0	0	0
9/8/2018*	at Navy	15	25	1	60.0%	145	0	23	3	-13	0	0	0	0	0	0
9/14/2018*	Georgia State	19	26	0	73.1%	269	5	48	2	0	0	4	0	0	0	0
9/22/2018*	S. Alabama	22	29	0	75.9%	292	2	39	2	-14	0	0	0	0	0	0
9/28/2018*	at Tulane	14	30	0	46.7%	246	2	43	11	-26	0	12	0	0	0	0
10/6/2018*	UConn	16	18	0	88.9%	239	1	44	2	-7	0	0	0	0	0	0
10/13/2018*	UCF	17	29	0	58.6%	209	0	39	4	9	1	11	0	0	0	0
10/20/2018*	at Missouri	15	37	2	40.5%	208	2	30	5	-5	0	1	0	0	0	0
11/3/2018*	at ECU	21	30	0	70.0%	362	3	75	2	-17	0	0	0	0	0	0
11/10/2018*	Tulsa	14	20	0	70.0%	184	2	33	1	8	0	8	0	0	0	0
11/15/2018*	at SMU	18	31	2	58.1%	226	2	62	2	-1	0	2	1	-12	0	0
11/23/2018*	Houston	21	33	2	63.6%	209	1	44	2	-13	0	0	0	0	0	0
12/1/2018*	at UCF	17	29	1	58.6%	178	0	41	8	28	0	11	0	0	0	0
12/22/2018*	vs Wake Forest	15	27	1	55.6%	171	1	44	6	-12	0	6	0	0	0	0
8/31/2019*	Ole Miss	23	31	1	74.2%	172	0	23	5	-6	1	1	0	0	0	0
9/7/2019*	Southern	17	21	0	81.0%	337	2	65	2	1	0	8	0	0	0	0
9/14/2019*	at S. Alabama	12	20	1	60.0%	209	3	58	1	-5	0	0	0	0	0	0
9/26/2019*	Navy	14	18	0	77.8%	196	3	73	4	-19	0	3	0	0	0	0
10/5/2019*	at ULM	15	23	1	65.2%	249	3	50	4	-5	0	3	0	0	0	0
10/12/2019*	at Temple	28	43	1	65.1%	363	2	43	6	-7	0	4	0	0	0	0
10/18/2019*	Tulane	21	29	0	72.4%	358	5	68	3	-7	0	0	0	0	0	0
10/26/2019*	at Tulsa	15	25	0	60.0%	277	2	59	2	5	0	3	0	0	0	0
11/2/2019*	SMU	19	33	0	57.6%	350	3	50	7	-14	0	2	0	0	0	0
11/16/2019*	at Houston	22	33	1	66.7%	341	5	56	2	7	1	14	0	0	0	0
11/23/2019*	at USF	18	28	2	64.3%	222	2	50	5	4	0	5	0	0	0	0
11/29/2019*	Cincinnati	15	26	1	57.7%	233	2	54	5	14	0	12	0	0	0	0
12/7/2019*	Cincinnati	18	39	1	46.2%	253	1	45	4	-16	1	2	0	0	0	0
12/28/2019*	vs Penn State	32	51	2	62.7%	454	0	56	11	-23	1	8	1	25	0	25
9/5/2020*	Arkansas State	27	37	1	73.0%	280	4	38	6	39	0	18	0	0	0	0
10/3/2020*	at SMU	29	42	2	69.0%	296	3	32	5	7	0	16	0	0	0	0
10/17/2020*	UCF	34	50	0	68.0%	486	6	52	8	30	1	11	0	0	0	0



MAURICE WHITE

JUNIOR • DEFENSIVE LINE

TR • 6-5 • 290

DETROIT, MICH.

MARTIN LUTHER KING HS/ELLSWORTH CC/EAST MISS. CC

MAJOR: INTERDISCIPLINARY STUDIES

Career

Joined Memphis from East Mississippi Community College ... Made Memphis debut in the 2020 season opener against Arkansas State ... Rated a three-star defensive lineman ... A one-year letterwinner at East Mississippi Community College under coach Buddy Stephens ... Logged 22 tackles in sophomore season at EMCC.

Career Highs


Pass Breakups.....1, vs Arkansas State, Sept. 5, 2020

Defensive Stats

Year	GP/GS	Solo	Ast	Tot	TFL-Yds	Sacks-Yds	Int	PD	FF	FR	Blk
2020	3/0	0	0	0	0-0	0-0	0	1	0	0	0
Total	3/0	0	0	0	0-0	0-0	0	1	0	0	0

Game-by-Game Stats

Date	Opponent	Tackles			Sacks	Fumble		Int	Pass		Blkd		
		Solo	Ast	Tot		TFL	Yds		FF	FR		Yds	QBH
9/5/2020	Arkansas State	0	0	0	0	0	0	0	0	0	1	0	0
10/3/2020	at SMU	0	0	0	0	0	0	0	0	0	0	0	0
10/17/2020	UCF	0	0	0	0	0	0	0	0	0	0	0	0



ADAM WILLIAMS

R-JUNIOR • PUNTER

2L • 6-5 • 243

LEBANON, TENN.

WILSON CENTRAL HS

MAJOR: SPORT AND LEISURE MANAGEMENT

• Ray Guy Award watch list (2020)

Career

Member of the team for three seasons ... Saw first season of on-field action in 2018 after redshirting in 2017 ... Has 112 punts for a 43.8 average (4,906 total yards) ... Has a long punt of 77 yards ... Has 41 punts inside the 20, 31 fair-catches and 23 of more than 50 yards ... Has two kickoffs for a 52.5 average (105 total yards) ... Has one solo tackle ... Has two years of eligibility remaining.

Career Highs

Punt Yards.....360, vs Wake Forest, Dec. 22, 2018

Longest Punt..... 77, at ULM, Oct. 5, 2019

Punts Inside the 20.....3, 3x, last vs Arkansas State, Sept. 5, 2020

Single Game Average..... 54.67, at ULM, Oct. 5, 2019

Punting Stats

Year	GP/GS	Att	Yds	Long	Avg	TB	FC	I20	50+	BLK
2018	14/0	58	2503	73	43.2	5	18	22	12	2
2019	14/0	44	1972	77	44.8	4	7	13	10	1
2020	3/0	10	431	50	43.1	1	6	6	1	0
Total	31/0	112	4906	77	43.8	10	31	41	23	3

Kickoff Stats

Year	GP/GS	Att	Yds	Avg	TB	OB
2018	14/0	2	105	52.5	0	0
2019	14/0	0	0	0	0	0
2020	3/0	0	0	0	0	0
Total	31/0	2	105	52.5	0	0

Game-by-Game Stats

Date	Opponent	Punting										Kickoff		
		Att	Yds	Avg	Long	TB	FC	I20	50+	Blk	Att	Yds	OB	TB
9/1/2018	Mercer	2	72	36.00	38	0	0	1	0	0	0	0	0	0
9/8/2018	at Navy	5	215	43.00	51	0	2	2	1	0	0	0	0	0
9/14/2018	Georgia State	2	79	39.50	50	1	0	1	1	0	0	0	0	0
9/22/2018	South Alabama	2	104	52.00	58	0	0	2	1	1	0	0	0	0
9/28/2018	at Tulane	5	193	38.60	44	1	2	1	0	0	1	64	0	0
10/6/2018	UConn	1	36	36.00	36	0	0	1	0	0	0	0	0	0
10/13/2018	UCF	5	216	43.20	52	2	0	2	1	0	0	0	0	0
10/20/2018	at Missouri	5	232	46.40	58	0	2	1	1	1	0	0	0	0
11/3/2018	at ECU	5	179	35.80	42	0	3	2	0	0	0	0	0	0
11/10/2018	Tulsa	4	146	36.50	43	0	0	1	0	0	0	0	0	0
11/15/2018	at SMU	4	203	50.75	73	1	1	1	1	0	1	41	0	0
11/23/2018	Houston	5	236	47.20	57	0	2	1	2	0	0	0	0	0
12/1/2018	at UCF	5	232	46.40	58	0	3	3	2	0	0	0	0	0
12/22/2018	vs Wake Forest	8	360	45.00	57	0	3	3	2	0	0	0	0	0
8/31/2019	Ole Miss	6	263	43.83	61	2	0	1	1	0	0	0	0	0
9/7/2019	Southern	1	54	54.00	54	0	0	1	1	0	0	0	0	0
9/14/2019	at South Alabama	4	193	48.25	54	1	0	2	2	0	0	0	0	0
9/26/2019	Navy	4	176	44.00	48	0	0	1	0	0	0	0	0	0
10/5/2019	at ULM	3	164	54.67	77	0	0	1	1	0	0	0	0	0
10/12/2019	at Temple	2	80	40.00	43	0	1	1	0	0	0	0	0	0
10/18/2019	Tulane	3	154	51.33	76	0	1	2	1	0	0	0	0	0
10/26/2019	at Tulsa	3	113	37.67	50	0	0	1	1	0	0	0	0	0
11/2/2019	SMU	2	97	48.50	51	0	1	1	1	0	0	0	0	0
11/16/2019	at Houston	1	45	45.00	45	0	0	0	0	0	0	0	0	0
11/23/2019	at USF	4	179	44.75	50	0	2	2	1	0	0	0	0	0
11/29/2019	Cincinnati	3	133	44.33	47	1	1	0	0	0	0	0	0	0
12/7/2019	Cincinnati	5	222	44.40	54	0	1	0	1	1	0	0	0	0
12/28/2019	vs Penn State	3	99	33.00	39	0	0	0	0	0	0	0	0	0
9/5/2020	Arkansas State	3	113	37.67	47	0	2	3	0	0	0	0	0	0
10/3/2020	at SMU	4	177	44.25	48	1	2	1	0	0	0	0	0	0
10/17/2020	UCF	3	141	47.00	50	0	2	2	1	0	0	0	0	0



KAMERON WILSON

R-SOPHOMORE • TIGHT END

1L • 6-7 • 232

BESSEMER, ALA.

HUEYTOWN HS

MAJOR: EXERCISE SCIENCE

Career

Returns for his third year after a redshirt season in 2018 ... Has eight catches for 57 yards and three touchdowns ... Has three years of eligibility remaining.

Career Highs

Receptions.....3, vs UCF, Oct. 17, 2020
 Receiving Yards..... 23, at SMU, Oct. 3, 2020
 Receiving Touchdowns1, 3x, last vs UCF, Oct. 17, 2020

Receiving Stats

Year	GP/GS	Rec	Yds	TD	Long	Rec/G	Avg/C	Avg/G
2019	13/3	4	21	2	7	0.3	5.3	1.6
2020	3/0	4	36	1	23	1.3	9.0	12.0
Total	16/3	8	57	3	23	0.5	7.1	3.6

Game-by-Game Stats

Date	Opponent	Receiving			
		Rec	Yds	TD	Long
8/31/2019	Ole Miss	0	0	0	0
9/7/2019	Southern	0	0	0	0
9/14/2019	at South Alabama	1	6	0	6
9/26/2019	Navy	Did Not Play			
10/5/2019	at ULM	1	2	1	2
10/12/2019	at Temple	0	0	0	0
10/18/2019	Tulane	0	0	0	0
10/26/2019	at Tulsa	0	0	0	0
11/2/2019	SMU	0	0	0	0
11/16/2019	at Houston	1	6	1	6
11/23/2019	at USF	0	0	0	0
11/29/2019*	Cincinnati	0	0	0	0
12/7/2019*	Cincinnati	0	0	0	0
12/28/2019*	vs Penn State	1	7	0	7
9/5/2020	Arkansas State	0	0	0	0
10/3/2020	at SMU	1	23	0	23
10/17/2020	UCF	3	13	1	6