

**TWENTY SIXTEEN TIGERS
MEN'S SOCCER MEDIA GUIDE**

RAUL GONZALEZ



JORDAN KLIPSCH

KENNETH KAUKER

MEMPHIS



GOTIGERSGO.COM • #STRIPEUP

TABLE OF CONTENTS/MEDIA INFORMATION

MEDIA

A look at media policies and guidelines, as well as information about the Mike Rose Soccer Stadium, the University of Memphis, the American Athletic Conference.

Quick Facts	1
Media Information	1
Mike Rose Soccer Complex.....	2
University President	3
Athletics Director.....	4
University of Memphis	5
City of Memphis	6
Tigers Traditions	7
The American Athletic Conference.....	8

COACHES & STAFF

Bios of Head Coach Richard Mulrooney, his assistants and the Tigers soccer support staff.

Head Coach Richard Mulrooney.....	9
Assistant Coaches.....	10-12
Support Staff.....	12

MEET THE TIGERS

2016 Roster and Breakdown	13
Radio Roster	14

2016 REVIEW

Final statistics, superlatives, miscellaneous statistics and key player departures.

Season Recap.....	15
Statistics/Results	16
The American Only Statistics.....	17

HISTORY/RECORDS

Facts and figures of Memphis' soccer history.

Year-by-Year Results.....	18-20
All-Time Series Records	21-23
Record vs Opponents by Conference	24
All-Time Conference Standings.....	25
All-Time Conference Tourn. Results.....	26
All-Time Roster	27-28
Year-by-Year Coaching	28
Record Book	29
Last Time	29
Honors & Awards.....	30-31

ATHLETICS COMMUNICATIONS

JEN LAWSON

SOCCER CONTACT

O: 901-678-2397
C: 217-369-4402

E-MAIL:

j.lawson@memphis.edu

Athletics Communications
203 Athletic Office Bldg./570 Normal St.
Memphis, TN 38152
Main Number: 901-678-2337
Fax: 901-678-4134

CREDENTIALS

Media members traveling with the team to Mike Rose Soccer Complex do not need credentials. Media not traveling with the team need to contact the University of Memphis Athletics Communications Office for press credentials. A pass list will be kept at the main gate area, which also serves as the media gate. Seating in the press area is limited and will be restricted to working press, radio and television representatives' needs, according to NCAA regulations.

PARKING

Media parking is located in the parking lot adjacent to the main gate. Parking passes are usually not required.

PHOTOGRAPHERS

Press and television photographers are requested to stay at least 10 feet from the playing surface. Photographers must have working credentials for access to the field.

CREDITS

The 2016 *University of Memphis Men's Soccer Media Guide* is intended for the editorial use of media organizations covering the Tigers. Any reprinting, reproduction or other use of the contents for any commercial use is prohibited.

EDITORS:

Kevin Rodriguez, Lamar Chance

COVERS/LAYOUT DESIGN:

Kevin Rodriguez, Jen Lawson

ASSISTANCE:

Tammy DeGroff

COVER PHOTOGRAPHY:

Joe Murphy

PHOTOGRAPHY:

Joe Murphy, Lindsey Lissau, Lance Murphy.

The 2016 edition of the *Tigers Soccer Media Guide* is a comprehensive source of information with statistics and historical references for use by media covering Tigers soccer. For additional information about Tigers soccer, please call the University of Memphis Athletics Communications Office at 901-678-2337.

Photographers will be granted credentials through the University of Memphis Athletics Communications Office and not the Mike Rose Soccer Complex.

STATISTICS

The U of M Athletics Communications Office will provide game notes, statistics, rosters and media guides to all media members throughout the game. The U of M Athletics Communications Office also will provide complete game statistics to the media shortly after each contest.

PRACTICE/INTERVIEWS

Memphis soccer practices are closed to the media. However, special arrangements may be made by contacting the Athletics Communications Office at least 24 hours before practice time. All interviews are coordinated with men's head coach Richard Mulrooney through the Athletics Communications Office. The office staff can also set up interviews throughout the season with the coaches as well as players, which will be scheduled around the players' academic and practice schedules. Coaches and players are available for postgame interviews 10 minutes following the end of the game.

TICKETS

Admission is free to all 2016 Memphis men's soccer home games. All regular season home games are played at the Mike Rose Soccer Complex.

TIGERS ON THE WEB

The University of Memphis official athletics website is www.gotigersgo.com. Media information, such as game notes, box scores, statistics, etc., all are available on the website. Home American Athletic Conference matches will be streamed and broadcasted live.

AMERICAN WEBSITE

Additional information about the American Athletic Conference and its member institutions can be obtained by logging on to www.theamerican.org. The conference site has up-to-date statistics and rankings of all league schools.

QUICK FACTS

GENERAL INFORMATION

School:..... The University of Memphis
Location:..... Memphis, Tenn.
Founded:..... 1912
Enrollment:..... 20,598
Affiliation:..... NCAA Division I
Conference:..... The American
Nickname:..... Tigers
Colors:..... Blue & Gray
Home Field: ..Mike Rose Soccer Complex
Surface:..... Grass
Capacity:..... 3,000
President: Dr. M. David Rudd
Athletics Director:..... Tom Bowen
Web Site: www.GoTigersGo.com
www.Memphis.edu

HISTORY

First Year of Soccer:..... 1982
All-Time Record: 315-260-57
NCAA Tournaments/Last: 2/2004
Last Postseason Opponent: ... Ohio State
Result:..... L, 1-0 (First Round)

COACHING STAFF

Head Coach: Richard Mulrooney
(Creighton, 2005)
Overall Record (Yrs): 12-17-6 (3rd yr)
Record at Memphis: 12-17-6 (3rd yr)
Asst Coach: Tony McManus (3rd yr)
Asst Coach: Matt Williams (2nd yr)
Volunteer Coach: Remco de Jong (12th yr)

2015 TEAM INFORMATION

Overall Record 3-10-4
Home 2-4-2
Away 1-6-2
Neutral 0-0-0
AAC Record/Finish 1-4-3/7th
Home 0-2-2
Away 1-2-1
Final National Ranking:..... None
Players Returning/Lost: 13/9
Starters Returning/Lost: 10/4

SOCIAL MEDIA

Facebook: @MemphisSoccer
@MemphisTigers
Twitter: @UMTigerSoccer
@TigersMedia
YouTube: @SIDMemphis
Instagram: @MemphisAthletics
FourSquare: @TigersMedia
Pinterest: @TigersMedia
Tumblr: @TigersMedia

MISSION STATEMENT

The primary mission of the Department of Athletics is to provide a successful athletic program at the highest level of competition. Characterized by academic, athletic and moral excellence in a diverse collegiate environment, the program will abide by the spirit of the rules governing students and intercollegiate athletics and will be known for its good sportsmanship and integrity.

The U of M is an equal opportunity/affirmative action university.

MIKE ROSE SOCCER COMPLEX

Since 2001, the Memphis men's soccer program has been able to call one of the premier soccer facilities in the country its home. The Mike Rose Soccer Complex (MRSC), a world-class facility that features a 2,500-plus seat stadium, has assisted in the growth of men's soccer at the University of Memphis. The Tigers won the Conference USA Championship in 2004 and have recorded five seasons with 10 or more wins. The Tigers have won an average of five home games a year at MRSC, and have won five or more games at Mike Rose in eight out of 14 seasons at the complex.

The state-of-the-art facility sits on 136.17 acres and houses 16 FIFA dimension fields equipped with Bermuda-grass, superior-playing surfaces complete with underground drainage, sprinkler systems and lighted playing fields. Accompanying these fields are fully paved walkways, easily-accessible parking, restrooms, covered pavilions, picnic and recreation areas and

a three-acre lake. MRSC is a definite asset to the Tigers soccer program.

Participant facilities within the main stadium structure include showers and locker rooms, a food court, corporate sky-box, full media services, administrative offices and a conference room.

Located in southeast Shelby County, just east of the Memphis city limits, the MRSC has established itself as one of the premier soccer facilities in the Mid-South.

DIRECTIONS FROM UNIVERSITY OF MEMPHIS TO MRSC

From the University of Memphis campus, head south on Getwell Road for two miles. Take I-240 East via the ramp on the left and continue east for 2.5 miles. Merge onto the Bill Morris Parkway/TN-385 East via exit No. 16 and continue east for approximately 8.4 miles. Then take the Forest Hill-Irene Road exit heading south for half a mile. Turn right onto East Shelby Drive and enter the Mike Rose Soccer Complex parking lot on the right at 9000 East Shelby Drive.

TIGERS YEARLY HOME RECORDS

YEAR	OVERALL	PCT	CONF.	PCT.
2001	4-3-1	.563	2-2-0	.500
2002	4-4-0	.500	0-4-0	.000
2003	4-4-2	.500	0-3-1	.125
2004	8-1-0	.889	4-0-0	1.000
2005	5-2-1	.688	2-1-1	.625
2006	6-3-0	.667	3-1-0	.750
2007	7-1-2	.800	2-1-1	.625
2008	3-4-1	.438	1-3-0	.250
2009	5-2-1	.688	3-1-0	.750
2010	4-4-0	.500	1-3-0	.250
2011	6-1-0	.857	3-1-0	.750
2012	5-2-1	.688	2-1-1	.625
2013	6-3-0	.667	2-2-0	.500
2014	4-2-0	.667	2-2-0	.500
2015	2-4-2	.375	0-2-2	.250
TOTAL	73-40-11	.633	27-27-6	.500

MEDIA

COACHING STAFF

PLAYERS

2015 REVIEW

HISTORY

2



M. David Rudd is President of the University of Memphis, a position he has held since May of 2014. As a Distinguished University Professor of Psychology, he also continues funded research, along with his affiliation with the National Center for Veterans Studies at the University of Utah, as co-founder and scientific director. Before transitioning to his current position, he served as Provost for over a year in Memphis. Prior to moving to Memphis, he was dean of the College of Social & Behavioral Science at the University of Utah.

Student success has been an early focus of his tenure in Memphis, with significant improvements in retention and graduation numbers. He spearheaded an effort to create a student success center, developed the university's first integrated enrollment, retention, and graduation plan, created a one-stop admissions center, developed targeted degree pathways for all majors, implemented an Academic Coaching for Excellence initiative, along with efforts to improve the effectiveness of student academic advising.

He has made a strong commitment to containing higher education costs and lowering student debt, holding tuition flat during his first year, the first such move in over three decades at the University of Memphis, followed by two years of increases below three percent and well below historic university averages. Given dramatic changes in higher education funding, President Rudd also initiated efforts to improve efficiency across all university divisions, including the development and implementation of a new budget model that allows for greater local control, direction and reinforces entrepreneurial creativity. Institutional effectiveness, across all divisions of the university have been a central focus as well, with creation of the university's first institutional effectiveness council.

Efforts to grow community partnerships and engagement have been very successful during his first two years, with creative partnerships with the Memphis Symphony, St. Jude Children's Research Hospital, Shelby County Schools and Methodist Healthcare. His first year saw a record \$37M raised, with second year numbers surpassing that total and exceeding \$38M raised. Including the current year, a total of over \$500M is being invested

on campus and in the university neighborhood district, with over \$140M of private funds. President Rudd launched a national visibility campaign in his first year in partnership with FedEx Corporation, an effort that is already garnering attention. More UofM academic programs are currently ranked (across multiple ranking systems) than at any time during the university's 104-year history.

President Rudd has been a strong advocate for growing the university's research mission. During his first year, the UofM was successful in landing a National Institute of Health Center of Excellence in mobile health technology, with ten nationally ranked university partners. The Center's first year has been a great success, with a subsequent \$60M grant submission and an impressive array of scientific publications.

His undergraduate degree is from Princeton University. He completed his doctoral training at the University of Texas-Austin and completed a post-doctoral fellowship in cognitive therapy at the Beck Institute in Philadelphia under the direction of Aaron T. Beck. He is a Diplomate of the American Board of Professional Psychology and a Fellow of three professional societies, including the American Psychological Association (Division 12 and Division 29), the International Association of Suicide Research and the Academy of Cognitive Therapy (a founding fellow). He was recently elected a Distinguished Practitioner and Scholar of the National Academies of Practice in Psychology. In addition to his clinical work, President Rudd is an active researcher with over 200 publications and more than 6500 citations. His scientific work was recently featured in Science News Magazine (2016).

President Rudd recently completed a \$1.97 million clinical trial for suicidal soldiers at Fort Carson, Colorado. He has garnered over \$18 million in grant funding as a principal or co-principal investigator and currently serves on the Institute of Medicine/ National Academies of Science Committee on Assessment of Resiliency and Prevention Programs for Mental and Behavioral Health in Service Members and their Families. He has authored several books, and his research has been recognized with awards both national and international. He has served as a consultant to many organizations nationally and internationally, including the United States Air Force, the U.S. Army, the Department of Defense and the Beijing Suicide Prevention and Research Center.

He serves on a number of editorial boards, is past Chair of the Texas State Board of Examiners of Psychologists, past President of the Texas Psychological Association, past President of Division 12 Section VII of the American Psychological Association, past Past-President of the American Association of Suicidology, a previous members of the APA Council of Representatives, and currently serves on the board of the PDV Foundation. President Rudd has testified seven times before the U.S. Congress, both House and Senate, on issues related to veterans and suicide.

President Rudd has been married to Dr. Loretta Rudd for 33 years. Dr. Loretta Rudd is

a clinical associate professor in child development at the University of Memphis. Dr. Rudd earned her PhD in educational psychology from Baylor University. She holds bachelor's and master's degrees in communication disorders/deaf education from The University of Texas at Austin. She also received a master's of education in educational administration from Tarleton State University.

Previously, Dr. Rudd was an assistant professor at the University of Utah. While she was an assistant professor at Texas Tech University, she served as the Campus Champion for the Jumpstart for Young Children-Lubbock, an early literacy program that partners college students with children from low income homes. For 12 years, she taught in public education in Texas and California.

Currently, Dr. Rudd teaches several classes here at the UofM. She also currently serves on many boards such as the Libertas School of Memphis (a public charter Montessori school), Chair of the UofM Women in Leadership and Philanthropy and is a member of the Shelby County Early Childhood Education Consortium Committee (birth-third grade).

They have two children - Nicholas, who attends Vanderbilt, and Emma, who attends NYU.



U OF M PRESIDENTS	
YEARS	NAME
2014-	Dr. M. David Rudd
2013-14	R. Brad Martin (interim)
2001-13	Dr. Shirley C. Raines
2000-01	Dr. Ralph Faudree (interim)
1991-00	Dr. V. Lane Rawlins
1980-91	Dr. Thomas Carpenter
1980	Dr. Jerry Boone (interim)
1973-80	Dr. Billy M. Jones
1972-73	Dr. John Richardson (interim)
1960-72	Dr. C.C. Humphreys
1950-60	Dr. J. Millard Smith
1949-50	Lamar Newport (acting)
1946-49	Dr. J. Millard Smith
1943-46	Dr. Jennings B. Sanders
1939-43	Dr. Richard C. Jones
1924-39	Dr. John Willard "J.W." Brister
1918-24	Dr. Andrew A. Kincannon
1913-18	Dr. John Willard "J.W." Brister

ATHLETICS DIRECTOR - TOM BOWEN

Just two and half years after assuming the position of Director of Athletics at the University of Memphis, Tom Bowen stood on a riser at midfield of Liberty Bowl Memorial Stadium and hoisted a conference championship trophy.

Celebrating the Tigers' first American Athletic Conference title on a late November evening in 2014 was another benchmark for Bowen who began leading the University of Memphis athletic department in June of 2012. In his short time leading the department, he has the Tigers roaring in a new and exciting direction.

Bowen began his tenure with an athletics program poised to make a league move from Conference USA to the Big East. Despite the conference realignment carousel continuing to rotate nearly halfway into his first year, Bowen's steady leadership helped Memphis become a charter member of The American Athletic Conference, which began its inaugural year July 1, 2013.

The Memphis athletics leader played an integral role in the formation of The American Athletic Conference and was instrumental in bringing the league's first men's basketball tournament to the Bluff City in March of 2014.

In addition to guiding Memphis through the conference move, Bowen has placed his stamp on Tigers athletics. One of his first missions was to evaluate and restructure the athletics department.

Bowen developed a strategic plan to increase the athletic department's fundraising efforts. Under his direction, the Elma Roane Fieldhouse -- home to Memphis women's basketball and volleyball -- improvements were completed with a state-of-the-art weight room, a four-lane training track, an elevated cardio platform, players' lounge and an enlarged training room with Grimm Tubs-hydroponic pools for injury rehabilitation.

In November of 2012, Bowen secured a multi-million dollar gift from the Helen and Jabie Hardin Charitable Trust to support women's athletics. The first phase of the generous gift was the design and construction of a new track and field complex on the University's Park Avenue campus. As part of the Hardin Charitable Trust gift, the second phase includes a clubhouse for the Tigers' softball program, which opened in the spring of 2016.

In December of 2013, Interim President Brad Martin and Tom Bowen announced that alumni Bill and Nancy Laurie had made a gift of \$10 million to the capital campaign for athletic facilities. This is the single largest philanthropic gift in the history of the athletic department, and the second-largest gift in the history of the University of Memphis.

By securing the \$10 million lead gift, the athletic department leadership reached a significant benchmark in a capital campaign goal of \$40 million, less than 120 days after the plan was unveiled by President Martin. The capital campaign calls for a new men's basketball practice and training facility and an indoor football practice complex. It will additionally fund comprehensive upgrades and renovations to existing facilities including FedExPark and the Hardin Sports Complex.

Bowen's respect from his colleagues along with his experience and knowledge of football were pivotal in landing him a position on the College Football Playoff organization's Athletic Directors Advisory Council in early 2014. Previously, he served on the Athletic Directors Advisory Board of the BCS in 2013.



Bowen was voted to represent the American Athletic Conference on the NCAA Division I Leadership Council by his fellow athletic directors from the conference in July, 2014. The NCAA Leadership Council is comprised of athletics directors, faculty representatives and conference commissioners from every Division I conference, and serves as an advisory body to the NCAA Division I Board of Directors.

Headlined by the Tiger football team's American Athletic Conference championship in 2014, Bowen's first three years have been successful.

In addition to capturing an American title, football went on to win the inaugural Miami Beach Bowl.

The Memphis men's basketball team advanced to the NCAA Tournament third round in each of Bowen's first two years. The 2012-13 season saw the Tigers post the sixth, 30-win season in school history as well as sweep the Conference USA regular season and tournament titles. The 2013-14 squad finished in a three-way tie for third place in the ultra-competitive new American Athletic Conference, including two wins over defending national champion Louisville. The 2013-14 season also saw the basketball program rank in the top-10 in home attendance in NCAA Division I basketball for the fifth time in the last eight years. Memphis posted a road win over a defending national champion for a second straight year in 2015, winning at UConn on Senior Day.

Other athletic programs have enjoyed unprecedented success during Bowen's tenure heading the department.

The rifle team posted a third-place finish in small bore at the NCAA National Championship in 2014, the best finish in program history.

The men's tennis squad won the Conference USA championship in 2013. In 2014, men's tennis advanced to the NCAA Championships for a third-consecutive year. In 2013, the Tigers won their first NCAA Regional with an upset over Ole Miss and advanced to the program's first NCAA Championships Round of 16. In 2015, Memphis' women's tennis team sent a doubles entry to the NCAA Championships in Hayden Perez's first season as head coach. On the men's side, Memphis had both a doubles team and a singles player entry in the final Intercollegiate Tennis Association (ITA) rankings after freshman Andrew Watson captured an ITA Regional Singles Championship.

Women's golf had freshman Michaela Fletcher win her way from the NCAA South Bend Regional to the 2015 NCAA Finals, a first in school history. The men's golf squad earned an NCAA Regional berth for a fourth time in six years in 2016. During Bowen's three-year tenure, the Memphis track and field squads have sent 21 student-athletes to the NCAA Outdoor Championships, with 15 earning All-America honors.

In the classroom, Memphis had strong performances under Bowen's guidance.

Memphis had four of its athletic programs receive NCAA Public Recognition Awards. Men's Cross Country, Mixed Rifle, and Women's Golf also earned public recognition in 2016 for their APR multi-year number.

In May 2016, 53 student-athletes graduated from the University of Memphis and six former student-athletes graduated. Presently, based on the most recent six-year cohort, Memphis' Graduation Success Rate (GSR) as defined by the NCAA = 85 percent. The internal graduation rate for student-athletes who exhaust their athletic eligibility at Memphis is 91 percent from the 2002-03 year through the 2014-15 cohorts.

In the spring 2016 term, Memphis student-athletes achieved a departmental GPA of 3.11, which was an all-time high semester/departmental GPA for University of Memphis Athletics. This was also the 11th consecutive semester with departmental GPA above a 3.0 GPA. Additionally, 58 percent or 203 student-athletes earned a semester GPA of 3.0 or above in the spring 2016 term.

Prior to taking his current post, Bowen served as the athletics director at San Jose State University from 2004-12. Bowen previously worked with the San Francisco 49ers Foundation and in intercollegiate athletics at the University of California and Saint Mary's College.

The 1983 graduate of the University of Notre Dame majored in theology/sociology and spent time studying for the priesthood with the Holy Cross Fathers. Bowen went on to earn a master's degree in administration/education from the University of San Francisco in 1990.

He and his wife, Mia, are the parents of three children: sons Andrew and Peter, and daughter, McKenna.

MEDIA

COACHING STAFF

PLAYERS

2015 REVIEW

HISTORY

4

In a city known for doing things our way, there's a university that's driven to do the same. For over 100 years, our University has been a great gift to our community, a great opportunity to our students, and a source of knowledge, discovery, creativity and artistic expression for our nation. Founded in 1912, we have been known as both the West Tennessee Normal School and Memphis State University. Today, we are the University of Memphis — home to students from 50 states and 79 countries. Even with so many people in Tiger Nation, our students never feel like a number, but like the amazing, clever individuals they are.

Our nationally ranked programs consistently make the U.S. News & World Report lists, including a spot among America's Top 10 universities for offering the finest internship programs to students. Other top UofM rankings* include our online MBA program (#23); audiology (#12) and speech-language programs (#15); rehabilitation counseling program (#17); and the Cecil C. Humphreys School of Law facility (#1 by preLaw magazine). We are a major research university with six Centers of Excellence and home to the FedEx Institute of Technology.

As a doctoral-granting, research-intensive university, the UofM is an engine of innovation and creativity. Our alumni are employed virtually everywhere across the globe.

Driven by doing isn't just a slogan. It's what you see happening in every corner on campus. Every. Single. Day. We've had a lot of firsts, but our most memorable years are yet to come. Having celebrated our centennial anniversary in 2012, our faculty, staff, alumni and benefactors have never been more willing, able and generous in their efforts to build an academic environment that makes a lifelong impact.

Foremost among the University's goals is to recruit outstanding faculty, enroll motivated students and provide distinctive learning experiences so our students will one day contribute in immeasurable ways to Memphis and the world. Currently, the UofM offers 17 bachelor's degrees in more than 250 areas of study, master's degrees in 54 subjects and doctoral degrees in 25 disciplines. We also offer a specialist's degree in education. Aspiring lawyers come from all over to earn their juris doctorate from our awe-inspiring Memphis Law program located in historic downtown Memphis. Degree programs at the University of Memphis are divided into 12 colleges and schools — Cecil C. Humphreys School of Law, College of Arts & Sciences, College of Communication and Fine Arts, College of Education, Fogelman College of Business & Economics, Herff College of Engineering, Kemmons Wilson School of Hospitality and Resort Management,



Loewenberg College of Nursing, School of Communication Sciences and Disorders, School of Health Studies, School of Public Health, and University College..

Our Helen Hardin Honors Program attracts the most high-achieving students than any other honors program in the state of Tennessee. The brightest minds land at the UofM because we offer the best of a small liberal arts school with the wide-ranging opportunities of a large, nationally recognized research university.

In addition to the main campus in the heart of East Memphis, we established UofM Lambuth in Jackson, Tenn., in fall 2011.

One of the University's strongest contributions to the community is its alumni. Many have become nationally and internationally renowned in their fields as corporate executives, elected officials, award-winning actors and best-selling authors. Of the well over 125,000 alumni, more than 70,000 live in the Memphis-area.

As a member of the American Athletic Conference, the Tigers compete at the highest level of NCAA collegiate athletics, and have garnered national attention for their work in the community, in the classroom and on the playing field. For two straight years, Tiger Athletics was recognized by the NCAA as having an Academic Progress Rate (APR) among the top 10 percent nationally for baseball, men's basketball, women's golf and women's tennis.

There is no place like the UofM to nurture a unique style of learning that is about doing. College life in the 901 has never been more extraordinary. Unlimited opportunities await those with the drive, imagination and integrity to seize them. We are an anchor in the Memphis area and a magnet for gifted students and faculty who want to do more. Be more. Experience more.

Visit www.memphis.edu to discover how we are **Driven by Doing**.

FACTS AT A GLANCE

PRESIDENT

Dr. M. David Rudd

FOUNDED

1912 as West Tennessee State Normal School

CAMPUS SIZE

239 buildings at five sites, including Lambuth campus and satellite centers in Collierville and Millington

ENROLLMENT (2016)

Total	20,598
Undergraduate	16,639
Graduate	3,615
Doctoral	1,045
Law School	331
Full-time	68%
Part-time	32%
Men	40%
Women	60%

ACCREDITATION

The University of Memphis is fully accredited by the Commission on Colleges of the Southern Association of Colleges and Schools.

WORKFORCE

Approximately 2,500 employees including 930 full-time faculty

COLLEGES & SCHOOLS

- Cecil C. Humphreys School of Law
- College of Arts & Sciences
- College of Communication and Fine Arts
- College of Education
- Fogelman College of Business & Economics
- Graduate School
- Herff College of Engineering
- Kemmons Wilson School of Hospitality and Resort Mgmt
- Loewenberg College of Nursing
- School of Communication Sciences and Disorders
- School of Public Health
- School of Health Studies
- University College

DEGREES

- 17 bachelor's degrees in more than 250 areas of study
- Master's degrees in 54 subjects
- Doctoral degrees in 25 disciplines
- Specialist degree in education
- Juris Doctor (law degree)

NAME CHANGES

1994	University of Memphis
1957	Memphis State University
1941	Memphis State College
1925	West Tennessee State Teachers College
1912	West Tennessee State Normal School

CITY OF MEMPHIS

MEDIA

COACHING STAFF

PLAYERS

2015 REVIEW

HISTORY

6

Considered the “Home of the Blues” and the “Birthplace of Rock ‘n Roll,” the city of Memphis’ musical roots run deep. However, music is just a chapter in the history as well as the future of the city located in the heart of Mid-America.

Memphis, named after the capital of ancient Egypt, has big city amenities with a small-town feel. Whether you are a hardcore sports enthusiast, a history buff, a music aficionado, or you just like to relax and watch as boats travel the Mississippi River, Memphis has something for everyone.

Downtown Memphis has continued to grow and thrive, and two of the most visible projects have been the construction of AutoZone Park and FedExForum.

AutoZone Park is the home of the Memphis Redbirds, the St. Louis Cardinals’ Triple-A club. The 14,320-seat stadium includes 1,500 club seats, 48 luxury suites and is located at the corner of Third Street and Union Avenue across from the world-famous Peabody Hotel. The Memphis Tigers baseball team also plays some of its more high-profile opponents in the top-notch facility.

The city’s newest downtown project is FedExForum, an entertainment arena that houses both the Memphis Grizzlies of the National Basketball Association and the University of Memphis men’s basketball team. The \$250 million state-of-the-art arena features a 35,000-square-foot outdoor plaza where fans of all ages can gather before an event. The arena has over 100 points of sale for concession stands and four full-service restaurants. FedExForum is located one block south of Beale Street.

Memphis’ musical roots can be traced to band leader W.C. Handy, who wrote the first blues song here in 1909, a campaign theme for Memphis mayor “Boss” Crump called “Boss Crump Blues” and later published as the “The Memphis Blues.” The sound soon caught on and blues bands filled the clubs along Beale. Young musicians who have performed along Beale include Muddy Waters, Furry Lewis, Albert King, Bobby “Blue” Bland and B.B. King.

Beale Street has rapidly become the entertainment center of Memphis, and visitors and locals alike enjoy the food and music offered in the various nightclubs.

Where Beale Street meets the Mississippi River is Tom Lee Park, site of the annual Beale Street Music Festival. The weekend-long event is just a part of the month-long Memphis in May International Festival, which also includes the World Championship Barbecue Cooking Contest and the Sunset Symphony.

Located within a block of Beale is Gibson Guitar Memphis, which includes factory tours and cultural exhibits. Across the street is the Smithsonian’s Rock ‘n’ Soul Museum located at the FedExForum, which includes artifacts documenting music’s past.

Memphis’ musical roots also include Stax and Hi-Records as well as Sun Records recording studio. Stax became known for “sweet soul music” through such artists as the MarKeys, Booker T.



and the MGs, Otis Redding, Wilson Pickett, Sam and Dave and Isaac Hayes. The Stax Museum reopened on its original location at McLemore and Crump in the summer of 2003 and offers visitors a complete history of “Soulsville USA.”

One of Hi-Records’ premier artists was Al Green. Sun Records’ most famous recording artist was Elvis Presley and also boasted Jerry Lee Lewis, Carl Perkins and Johnny Cash among its recording artists.

Elvis Presley’s Graceland is one of the five most-visited home tours in America and is the most famous home in the United States after the White House. In 1991, Graceland was placed on the National Register of Historical Places. Over 600,000 visitors tour Graceland each year. Also located downtown is the beautiful Orpheum Theater, which serves as a venue for performances by Ballet Memphis, the Memphis Symphony Orchestra and traveling Broadway shows, as well as the Orpheum Classic Movies series and other concerts.

The city’s location makes Memphis a major distribution hub with two interstate highways intersecting the city. Memphis is also home of FedEx, the nation’s largest package carrier which makes Memphis International Airport the world’s busiest cargo airport. Over 500 commercial passenger flights originate from Memphis International each day.

Ranked by *The Sporting News* as one of the “Top 50 Sports Cities In the Country,” the city of Memphis is a large metropolitan city with a hometown feel. From its big-city industry such as FedEx and the Memphis International Airport to its family recreation areas such as Shelby Farms and the Memphis Zoo, the city boasts all the amenities one would expect in a city with over 1 million residents, while retaining the charm and down-to-earth feel of a small town.

MEMPHIS IS ...

- Named for its Egyptian sister city on the Nile
- The largest city in Tennessee & the 20th largest city in the United States
- Centered in the middle of the nation’s population
- The Pork BBQ Capital of the world
- Beale Street is a national historical landmark
- The home of The Pyramid, the third-largest pyramid in the world
- Ranked by the travel industry as one of the top-20 destinations for an athletics event
- The nation’s largest spot cotton-trading market
- The hardwood capital of the world
- The home of the world’s largest cargo airport
- The third-largest rail center in the United States
- The fourth-largest inland port in the United States
- Home to the Memphis Zoo, one of only four zoos in the United States to exhibit giant pandas
- Top 35 Best Sports City according to *The Sporting News*.

TIGERS TRADITIONS

When the University of Memphis first fielded a football team in the fall of 1912, no one had selected a nickname for the squad.

Early references to the football team tabbed them only as the Blue and Gray Warriors of West Tennessee Normal School.

After the final game of the 1914 season, there was a student parade. During this event, several Normal students shouted, "We fight like Tigers." The nickname was born.

More and more the nickname "Tigers" was used, particularly in campus publications. But, it did not catch on with the newspapers downtown. They continued to use "Normals" or the "Blue and Gray" when referring to the University.

In the late 1920s, student publications and downtown newspapers began referring to the football team as the "Teachers" or "Tutors." The Tigers nickname would return, but not until 1939 was it finally adopted as the official nickname for the University of Memphis.

For over 40 years, the sideline mascot for the University of Memphis has been a Bengal Tiger named TOM. TOM attends all Tigers football home games, and he can also be found at many other University events throughout the year.

TOM travels in style in a custom-designed, climate-controlled trailer and always with a sheriff patrol escort.

As one of only two universities in America with a live tiger mascot, The University of Memphis is unique in its tiger tradition. As a project of the Highland Hundred, no public or University funds are used to provide for TOM's needs, and no University resources are required in his care.

TOM is a powerful and majestic symbol of the University of Memphis, and his presence presents constant opportunities to educate Tigers fans young and old through the preservation of one of the world's most recognizable endangered species.

The first Tiger, TOM, was procured by the Highland Hundred football boosters in 1972 and served the U of M faithfully for nearly 20 years until passing away in February of 1992. The Highland Hundred officially presented TOM



to the University in a ceremony at Liberty Bowl Memorial Stadium on Nov. 11, 1972, during a football game against the University of Cincinnati.

TOM had initially been named 'Shane' at the suggestion of the breeder's daughter. Once in Memphis, though, a contest was held to name the mascot. More than 2,500 entries were submitted. The list was ultimately reduced to two choices, Shane and TOM, which stands for Tigers Of Memphis. TOM won.

In the fall of 1991, the Highland Hundred Tiger Guard received TOM II as a gift from Tom and Carolyn Atchison of Florence, Ala. TOM II served his university with pride for 17 years through 2008, passing away on Oct. 15 of that year.

Shortly after TOM II's death, the Tiger Guard began the search for a new tiger to serve as TOM III, and a stroke of good luck was realized in a discussion with the Wisconsin Big Cat Rescue & Educational Center in Rock Springs, Wis. Faced with three new cubs born Aug. 31, 2008, after an unexpected pregnancy at their facility, founders Jeff Kozlowski and Jenny Meyer offered to donate one of their young tigers to serve as TOM III.

TOM III was introduced at a press conference on Nov. 17, 2008, and the Tiger Guard officially presented him to the University on Nov. 22 during a football game against the UCF.

U OF M ALMA MATER

Stand Firm, O Alma Mater
Through All The Years To Come;
In Days Of Youth And Beauty
Thy Halls Have Been Our Home.
In Time Of Preparation
Great Lessons Didst Thou Teach
Till Now O Alma Mater,
The Stars We'll Strive To Reach.

Lead On, O Alma Mater
They Sons To Highways,
Give Light And Truth Unto Them
For All Their Coming Days.
To Thee We'll Give All Honor,
Our Hopes Abide In Thee,
For Thou, O Alma Mater,
Hast Made Us Ever Free.

U OF M FIGHT SONG

Go Tigers Go, Go On To Victory,
Be A Winner Thru And Thru;
Fight Tigers, Fight Cause We're
Going All The Way --
Fight, Fight
For The Blue And Gray And Say --

Let's Go Tigers Go,
Go On To Victory.
See Our Colors Bright And True;
It's Fight Now Without A Fear,
Fight Now Let's Shout A Cheer,
Shout For Dear Memphis U.
(Yell)
Go Tigers Go
Go Tigers Go
Yea -- Tiger Go!

THE LOGO

The University of Memphis' official logo was redesigned by Craig Thompson, from Disciple Design in Memphis, Tenn.

The original logo was an MSU with a leaping Tiger coming out from behind the letter. The new logo is an "M" with a leaping Tiger coming up over the center of the "M."

SCHOOL COLORS

The University of Memphis' official school colors of Blue and Gray were selected in the early 1900s.

The colors were chosen in an effort to show unity in a nation that was still recovering from the effects of the Civil War. The student body thought that by picking the colors of the North and the South, the school would show a togetherness among all students.

MEDIA

COACHING STAFF

PLAYERS

2015 REVIEW

HISTORY

7



Not entirely unlike the nation that provides its namesake, the American Athletic Conference was born from an ideal in which members with ambitious goals are provided with the means to succeed in their quests for excellence.

With roots that extend to three conferences, the American Athletic Conference membership in 2014-15 consists of 11 institutions: the University of Central Florida, the University of Cincinnati, East Carolina University, the University of Connecticut, the University of Houston, the University of Memphis, the University of South Florida Southern Methodist University, Temple University, Tulane University and the University of Tulsa.

The 2015-16 season saw the U.S. Naval Academy join the ranks in football only.

Under the leadership of commissioner Mike Aresco, The American, which operated as the Big East Conference from 1979 to 2013, has immediately taken a place at the forefront of Division I athletics, with schools that have played in four Bowl Championship Series games, won four NCAA men's basketball titles since 1999, and won nine NCAA women's basketball championships since 1995.

Two American Athletic Conference football teams were ranked in the top 15 of the final 2013 Associated Press poll. Five were selected for bowl games, including UCF, which won the Tostitos Fiesta Bowl and finished the season ranked No. 10 nationally. The conference produced 14 players who received All-America recognition by a major outlet.

The American had four players chosen in the first round of the 2014 NFL Draft, trailing only the SEC and the ACC among FBS conferences. UCF quarterback Blake Bortles highlighted a group of 12 American Athletic Conference players chosen when he was taken No. 3 overall by the Jacksonville Jaguars.

The success of The American in Year 1 was not limited to the gridiron. UConn won NCAA titles in both men's and women's basketball. The conference had the best postseason winning percentage of any league in men's basketball, while The American produced top-10 teams in baseball, men's soccer and men's golf and sent half of its participating teams to the NCAA Softball Championship.

The American Athletic Conference holds television partnerships with ESPN and CBS Sports which will give the conference unprecedented national exposure. The football portion of the contract, which begins in the 2014 season, calls for nearly 90 percent of conference-controlled games on national broadcast or national cable platforms. The first American Athletic Conference Football Championship, which will be played in 2015, will be carried either on ABC or ESPN on Championship Saturday.

In men's basketball, the television deal calls for all conference-controlled games to be televised, with more than 63 percent slotted for national broadcast or national cable – a minimum of 107 games. The entire postseason tournament will be televised, including the championship game, which will be either on ABC or ESPN. Sixty percent of the American's women's basketball games will be carried on either national cable, regional sports networks or ESPN3.

American Athletic Conference teams will have access to the pinnacle of college football's postseason



AMERICAN

ATHLETIC CONFERENCE

structure. An American representative would be chosen for the College Football Playoff semifinals if it is among the top four teams following the regular season. Otherwise, the league would place its champion in either the Cotton Bowl, Fiesta Bowl or Peach Bowl if it is ranked higher than the champions of Conference USA, the Mid-American Conference, the Mountain West Conference and the Sun Belt Conference.

Additionally, The American has announced primary or secondary partnerships with 12 bowls for the next six-year cycle, ensuring multiple annual matchups against the nation's top conferences and

providing desirable postseason destinations to member institutions and their fans.

The American Athletic Conference administers to its membership from a state-of-the-art office located in Providence, R.I. The location of the conference headquarters — just steps from the city's Amtrak station and 10 minutes from T.F. Green International Airport — gives the conference easy access to its member schools.

The conference headquarters is equipped with a complete video production studio, serving as the home of the American Digital Network, and small- and large-scale meeting rooms to accommodate the many coaches' and administrators' meetings held on-site each year.



HEAD COACH

RICHARD MULROONEY

CREIGHTON, 2005 THIRD SEASON

Richard Mulrooney enters his third season as the Tigers head coach with a 12-17-6 career record after his first two years at the helm. The former Major League Soccer and United States Men's National Team player was named the program's fourth head coach on Feb. 25, 2014.

The Memphis, Tenn., native returned to his hometown in January of 2013 when he was named a Tigers assistant coach under then-head coach Richie Grant. He served as an assistant for one season before being promoted to his current position.

In Mulrooney's first two seasons in charge he has led the Tigers to the quarterfinals of the American Athletic Conference Tournament. Following his first win as head coach, 2-1 over SIU-Edwardsville, he took down his first ranked opponent, No. 15 Saint Louis. The Tigers hammered the Billikens, 4-0, in Mulrooney's third game as head coach.

Junior Raul Gonzalez was named a first team All-Conference selection in 2015 after leading the team with 16 points and seven goals.

Forward Hector Cantele had a great first season at Memphis under Mulrooney and was named to the American Conference's All-Rookie team after he led the Tigers with seven goals.

In his one season as an assistant, Mulrooney helped the Tigers program transition to the American Athletic Conference from Conference USA. In its inaugural season in The American, Memphis posted an overall winning record (9-8-1) and earned a conference tournament berth.

Mulrooney also aided in player development and had some earn postseason accolades. Mark Sherrod was named to the National Soccer Coaches Association of America (NSCAA) All-America third team for the second time in his illustrious career, becoming the first Tigers player to receive All-America distinction two times or more. Sherrod and Liam Collins both earned all-conference honors, and Raul Gonzalez was named to The American All-Rookie Team.

The Tigers, with Mulrooney on staff, also made their mark in the classroom. The squad earned an NSCAA Academic Team Award, and Sherrod and Cody Uzcategui both received national academic recognition.

Mulrooney wasn't completely new to the collegiate coaching ranks when he joined the Tigers in January of 2013. He previously served as a volunteer assistant on head coach Bret Simon's staff at Stanford University in 2001 and 2002, helping the Cardinal advance to consecutive NCAA College Cups. Stanford lost to North Carolina in the 2001 NCAA semifinal round and dropped the 2002 NCAA title match to UCLA.

From 2003-05, he was director of the Coach Mulrooney Soccer Academy Camps located in San Jose, Calif. Additionally, he coached the De Anza Force Select Club team (San Jose, Calif.) from 1999-2004.

At the same time he was coaching on the West Coast, Mulrooney started a lengthy, 12-year Major League Soccer (MLS) career. As a player in MLS from 1999-2011, Mulrooney starred for the San Jose Clash/Earthquakes (1999-2004), FC Dallas (2005-06) and, most recently, the Houston Dynamo (2007-10).

Mulrooney was a member of three MLS Cup-winning teams (2001, 2003, 2007) and was a three-time MLS All-Star selection (2002, 2004, 2006). He was named the MLS Comeback Player of the Year in 2006.

Mulrooney also saw time with the United States National Team from 2001-04, with 14 appearances in the squad's 2002 Gold Cup win. He made the 2002 U.S. World Cup team as an alternate.

Prior to his MLS career, Mulrooney was a collegiate standout at Creighton University from 1995-98. He helped lead the Blue Jays to four NCAA Tournament appearances, including the 1996 College Cup (national semifinal). Creighton posted a combined 63-17-6 four-year record, including an impressive 19-2-3 mark in Missouri Valley Conference (MVC) play. Mulrooney's teams won two MVC regular-season titles and three league tournament championships.

As for individual honors, Mulrooney earned NSCAA All-America first team (1998), NSCAA All-Midwest Region twice (1997, 1998), MVC Player of the Year (1998) and All-MVC first team three times (1996, 1997, 1998) honors.

Mulrooney, a 2008 Creighton Athletics Hall of Fame inductee, still holds the school's career (51) and season (16) records for assists. His 51 career assists are 15 more than the No. 2 player in school history, and he posted 16 assists in a season twice in his career (1996, 1998).

Mulrooney earned a degree in marketing from Creighton in 2005.

MULROONEY AT A GLANCE

BORN

November 3
Hometown - Memphis, Tenn.

ALMA MATER

Creighton, 2005
Bachelor's degree in marketing

FAMILY

Wife - Shelley
Children - Hayden and Logan

COLLEGE CAREER

Four NCAA Tournament appearances
1996 College Cup (national semifinals)
1998 NSCAA All-America First Team
1998 Missouri Valley Conference Player of the Year
1996-98 All-Missouri Valley Conference first team
2008 Creighton Athletics Hall of Fame inductee

PROFESSIONAL CAREER

12-year MLS veteran (San Jose Clash/Earthquakes, FC Dallas, Houston Dynamo)
2001, 2003, 2007 MLS Cup champion
2002, 2004, 2006 MLS All-Star
14 United States National Team appearances in 2002; Gold Cup win and alternate for the 2002 World Cup

COACHING EXPERIENCE

2001-02: Volunteer assistant at Stanford
2013: Assistant coach at Memphis
2014-Present: Head Coach at Memphis

Before his stellar collegiate career, Mulrooney was an All-America performer at Christian Brothers High School in Memphis. He was named a Soccer America "Super 11 Recruit" and one of USA Today's "Top-25 Seniors" in 1994. Mulrooney also played on the winning South Team at the 1995 Puma Cup and was a member of the United States Under-20 National Team.

Mulrooney is married to the former Shelley Steinwand, and they have two boys, Hayden and Logan.



MEDIA

COACHING STAFF

PLAYERS

2015 REVIEW

HISTORY



ASSISTANT COACH

Tony McManus

UAB, 2003 THIRD SEASON

Tony McManus is in his third season as an assistant coach for the Tigers. The Memphis, Tenn., native returned home to the Bluff City after spending the 2013 campaign as an assistant at Stetson University in Deland, Fla.

In his one season at Stetson, McManus coached JJ Bostic to All-Atlantic Sun second team honors. The Hatters also placed two players – Andreas Schnabl and Evan Jimmo – on the Atlantic Sun All-Academic Team.

Prior to Stetson, McManus spent the 2012 campaign as a volunteer assistant coach at Oglethorpe University, an NCAA Division II school in Atlanta, Ga. In his one season with Oglethorpe, McManus helped the Stormy Petrels to a 9-7 overall record and a Southern Athletic Association (SAA) Tournament quarterfinal appearance.

McManus joined the collegiate coaching ranks after a nine-year professional playing career in Major League Soccer (MLS), United Soccer Leagues (USL) and the North American Soccer League (NASL). He played in over 250 professional matches in his career.

He began his professional soccer career with the MLS's Chicago Fire in 2004 and joined Virginia Beach Mariners of the USL First Division that year on loan. McManus spent much of his playing career with the USL First Division's Atlanta Silverbacks from 2005-08. During the 2005 season, he spent time with the MLS's FC Dallas on loan from Atlanta. In 2007, he saw action in 30 matches and helped the Atlanta Silverbacks to the USL Championship match.

In 2009, McManus moved west and played with the USL's Portland Timbers. That season, the Timbers put together a 24-match win streak, one of the longest unbeaten streaks in United States soccer history. Portland claimed the USL First Division Commissioner's Cup.

- McManus remained with Portland through the 2010 season, before playing for the NASL's FC Tampa Bay and Carolina Railhawks in 2011.

Throughout his professional playing career, McManus was involved in each community where he played. He was active in the Boys and Girls Club of America, Starlight Starbright Foundation, Make-A-Wish Foundation and SCORE America.

Since 2004, he also has been involved with numerous youth soccer clubs, including the Roswell Soccer Club, Bridlemire Soccer Club,

Vestavia Steamers, Chicago Sockers Soccer Club and Triangle Soccer Club.

A 2003 UAB graduate, McManus had one of the decorated collegiate careers in Blazers soccer history. McManus, a two-year team captain in 2002 and 2003, earned All-America honors from the National Soccer Coaches Association of America (NSCAA) and College Soccer News his senior season. Other 2003 honors included NSCAA All-South Region first team, All-Conference USA first team and C-USA Defensive Player of the Year. He also holds the UAB career record for matches played (79).

During his four seasons in Birmingham, UAB posted double-digit wins three times, including a 17-6 overall record and a 7-1 league mark in 1999. The Blazers swept the Conference USA regular-season and tournament crowns and advanced to the NCAA Tournament quarterfinal round. UAB also made two more NCAA Tournament appearances with McManus on the squad. He graduated from UAB in 2003 with a bachelor's degree in social science and a minor in health education.

Prior to UAB, McManus graduated from Bartlett High School and played soccer for the Panthers. A two-time all-state, all-region and all-district selection, McManus helped lead

McMANUS AT A GLANCE

BORN

September 22

Hometown - Memphis, Tenn.

ALMA MATER

UAB, 2003

Bachelor's degree in social science with a minor in health education

COLLEGE CAREER

1999-2003 letterwinner at UAB

Two-year team captain (2002, 2003)

2003 All-America (NSCAA/College Soccer News)

2003 NSCAA All-South Region first team

2003 C-USA Defensive Player of the Year

2003 All-C-USA first team

1999 C-USA regular-season and tournament champion

1999-2002 NCAA Tournament

1999 NCAA Tournament quarterfinalist

PROFESSIONAL CAREER

Atlanta Silverbacks (2012, 2005-08)

Carolina RailHawks (2011)

FC Tampa Bay (2011)

Portland Timbers (2009-10)

FC Dallas (2005)

Virginia Beach Mariners (2004)

Chicago Fire (2004)

COACHING EXPERIENCE

2012-13: Volunteer assistant at Oglethorpe University**2013-14:** Assistant coach at Stetson University**2014-Present:** Assistant coach at Memphis

the Panthers to four-straight Tennessee state playoff quarterfinal appearances and four-consecutive regional crowns from 1996-99. A 1999 *Commercial Appeal* All-Metro pick, he served as the Panthers team captain for three seasons and also earned team MVP honors from 1997-99.

A former U17 and U23 National B Team Pool member, McManus holds an USSF "A" license.





ASSISTANT COACH

MATT WILLIAMS

WEST FLORIDA, 2009
SECOND SEASON

Matt Williams enters his second season on head coach Richard Mulrooney's Memphis men's soccer coaching staff.

Williams came to Memphis after serving two seasons as the head men's soccer coach for the Huntingdon College Hawks in Montgomery, Ala. His first season leading the program coincided with the school's inaugural year in the in the USA South Athletic Conference of Division III.

"Matt has been wanting to be a Division I coach and I'm happy to give him that opportunity. He has the prerequisites and the playing experience and he's earned this. With his background as a head coach at Huntingdon he understands what needs to be done on the field and in the office as well. He will fit right in on our staff," said Mulrooney.

Following his first season as an assistant for the Tigers, he was hired as the first ever head coach of Memphis City FC of the National Premier Soccer League. He served in that role for part of the team's inaugural season in 2016.

After serving one season as an assistant coach at Huntingdon in 2012 he was promoted to head

coach. While Williams was an assistant in 2012 the team posted its most wins in a single season since 2007.

Williams' squads were known for their defensive discipline, allowing a school record total of only 31 goals with five shutouts in 2013. His 2014 team matched the record-setting goals against tally.

Prior to Huntingdon, Williams was an assistant coach at his alma mater, the University of West Florida, in 2009. He later served as an assistant coach for the Gulf Coast Texans in the Women's Premiere Soccer League.

Before joining the coaching ranks, Williams played in the United Soccer Leagues, first with Panama City in the Premier Development League and later with Real Maryland in the USL 2nd Division. Williams also played with Team Wellington in the ASB Premiership.

Williams played collegiately at the University of North Florida and the University of West Florida, where he was a member of conference championship teams in 2007 and 2008. He was

WILLIAMS AT A GLANCE

BORN

December 19

Hometown - Pensacola, Fla.

ALMA MATER

Ohio University, 2015

Master's degree in Coaching Education

West Florida, 2009

Bachelor's degree in Electrical Engineering

COLLEGE CAREER

2007-08 letterwinner at West Florida

2008 First team All-Gulf South Conference

2008 Gulf South Conference Champions

2007 Gulf South Conference Champions

2005-06 letterwinner at North Florida

PROFESSIONAL CAREER

Chattanooga FC (2012-13)

Real Maryland FC (2010)

Panama City Pirates (2009)

COACHING EXPERIENCE

2011: Assistant coach at Gulf Coast Texans (WPSL)

2012: Assistant coach at Huntingdon College

2013-14: Head coach at Huntingdon College

2015-Present: Assistant coach at Memphis

a first-team all-conference selection at UWF in 2008.

Although he was born in San Diego, Calif., Williams calls Pensacola, Fla. home. He played for Gulf Coast Texans as a youth player and got his start as a coach with the team several years later. Williams holds a USSF "B" License and an NSCAA Premier Diploma.

MEDIA

COACHING STAFF

PLAYERS

2015 REVIEW

HISTORY

11





VOLUNTEER GOALKEEPER COACH

REMCO DE JONG

UNIVERSITY VAN AMSTERDAM, 1984 13TH SEASON

DE JONG AT A GLANCE

BORN

November 6

Hometown - Amsterdam, Netherlands

ALMA MATER

University Van Amsterdam, 1984

FAMILY

Wife - Angela de Jong-Angelici

Children - Alyssa and Luca

PLAYING HIGHLIGHTS

1981-82, 1985-86 U-18 Netherlands National Champion

1985-88 Regional Champion

COACHING EXPERIENCE

1996-2000: Head coach at RKAVIC

2001-Pres.: Assistant coach at Lobos Rush Soccer Club

2004-Pres.: Volunteer assistant at Memphis

Remco de Jong is in his 13th season with the Memphis men's soccer program as the volunteer goalkeeping coach. De Jong has helped develop some of the program's best goalkeepers in his time with the program.

Last season, de Jong's guidance was instrumental in the development of redshirt sophomore goalkeeper Jake Leeker. Leeker took over the starting goalkeeper spot and posted a 1.35 goals against average in 11 starts.

In 2011, Connor Hurley — under de Jong's direction — posted the most wins (11) and shut-outs (6) by a Tigers keeper since 2004. Hurley was named to the 2011 All-Conference USA third team for his performance.

Under de Jong's tutelage, former Tigers keeper Tyler Strom led C-USA in goals-against average (0.91) and was third in save percentage (.791) in 2007. Strom's 1.17 career GAA ranks second all-time at Memphis.

De Jong was also responsible for goalkeeper Michael Goodlett's development from 2006-09. Goodlett ended his career with the program's third-best all-time goals-against average.

A native of Amsterdam, de Jong started playing soccer at Ajax in the Netherlands when he was 10-years-old. As a goalkeeper with Ajax, he played with John van het Schip, Stanly Menzo and Marco van Basten, who coached the Dutch National Team to a 2006 World Cup round of 16 appearance.

De Jong's U18 team, coached by three-time European Cup champion Johan Cruyff, won the Netherlands National Championship in 1981-82. His Ajax 3 team also won the national championship in 1985-86 and was a regional champion from 1985-88.

In Holland, de Jong coached the amateur club RKAVIC from 1996-2000. He came to the U.S. in

2001 and began coaching goalkeepers with the West Tennessee Futbol Club Dragons. He is in his 13th year with the club that merged with the Tennessee Rush to form the Lobos Rush program.


De Jong is married to Angela de Jong-Angelici, a freelance writer/producer and karate instructor in Bartlett. The couple has two children: a daughter, Alyssa, and a son, Luca.



SUPPORT STAFF



BOB BAKER
SPORT
ADMINISTRATOR



PATRICK DWYER
MANAGER



KYLE PATRICK
ATHLETIC TRAINER



BRAD RUHANEN
STRENGTH &
CONDITIONING



KYLE MORROW
MARKETING

2016 MEMPHIS ROSTER

No.	Name	Pos.	Cl.	Ht.	Wt.	Hometown/Last School
0	Max Lichtenstein	GK	Fr.	6-0	186	Boca Raton, Fla./West Boca Raton Community
1	Jake Leeker	GK	R-Jr.	6-4	216	St. Louis, Mo./Rockwood Summit
2	Jabari Newton	D	So.	5-10	155	Oakland, Fla./Montverde Academy
3	Josh Burnett	M	So.	6-1	173	St. Louis, Mo./Chaminade College Prep
5	Jordan Klipsch	D	Sr.	5-11	181	Oakville, Mo./Oakville Senior
6	Alec Velez	M	Jr.	5-8	165	Brentwood, Tenn./Shattuck-St. Mary's School
7	Remington Pimm	F	Fr.	5-11	157	Land O' Lakes, Fla./Sunlake
8	Chris Mikus	M	Fr.	5-11	165	Cumming, Ga./South Forsyth
9	Hector Cantele	F	Jr.	5-10	160	Caracas, Venezuela/San Ignacio School
10	Raul Gonzalez	M	Sr.	5-9	168	Ocean Springs, Miss./Ocean Springs
11	Julio Vargas	F	So.	6-0	174	Dallas, Texas/J.J. Pearce
12	Carlos Hurtado	D	Jr.	5-8	167	Caracas, Venezuela/IMG Academy
13	Kenneth Kauker	M	Sr.	5-11	163	Memphis, Tenn./Christian Brothers
14	Sean Gouveia	F	Fr.	5-10	164	Belleville, Ill./Belleville West
15	Jackson Morse	M	Fr.	6-0	176	Plano, Texas/Plano West
16	Burke Fahling	F	Fr.	5-8	152	Kirkland, Wash./Inglemoor
17	Mason Morise	M	So.	5-11	153	New Orleans, La./Northlake Christian School
18	David Zalzman	M	So.	5-9	160	Maracay, Venezuela/Maria Auxiliadora
20	Aaron Osborne	D	Fr.	6-0	159	Savannah, Ga./Savannah Christian Prep
21	Chandler Klemm	F	Jr.	6-2	179	St. Louis, Mo./Parkway West (Mercer University)
22	Adam Bruce	D/M	Fr.	5-6	158	Brentwood, Tenn./Homeschool
25	Erik Furseth	GK	R-So.	6-4	206	Munford, Tenn./Munford

Coaching Staff

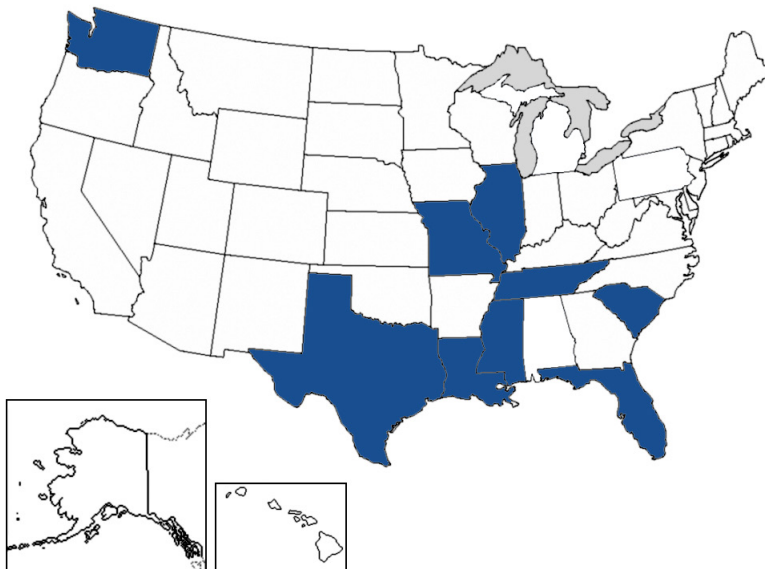
Head Coach: Richard Mulrooney (Creighton University, 2005/Third Season)

Assistant Coach: Tony McManus (UAB, 2003/Third Season)

Assistant Coach: Matt Williams (West Florida, 2009/Second Season)

Volunteer Goalkeeper Coach: Remco de Jong (Univ. Van Amsterdam, 1984/13th Season)

BREAKDOWN BY STATE/COUNTRY



FLORIDA (3)

Max Lichtenstein, Jabari Newton, Remington Pimm

GEORGIA (2)

Chris Mikus, Aaron Osborne

ILLINOIS (1)

Sean Gouveia

LOUISIANA (1)

Mason Morise

MISSISSIPPI (1)

Raul Gonzalez

MISSOURI (4)

Josh Burnett, Chandler Klemm, Jordan Klipsch, Jake Leeker

TENNESSEE (4)

Adam Bruce, Erik Furseth, Kenneth Kauker, Alec Velez

TEXAS (2)

Jackson Morse, Julio Vargas

WASHINGTON (1)

Burke Fahling

VENEZUELA (3)

Hector Cantele, Carlos Hurtado, David Zalzman

ALPHABETICAL ROSTER

22	Adam Bruce	D/M
3	Josh Burnett	M
9	Hector Cantele	F
16	Burke Fahling	F
25	Erik Furseth	GK
10	Raul Gonzalez	M
14	Sean Gouveia	F
12	Carlos Hurtado	D
13	Kenneth Kauker	M
21	Chandler Klemm	F
5	Jordan Klipsch	D
1	Jake Leeker	GK
0	Max Lichtenstein	GK
24	Chris Mikus	M
17	Mason Morise	M
15	Jackson Morse	M
2	Jabari Newton	D
20	Aaron Osborne	D
7	Remington Pimm	F
11	Julio Vargas	F
6	Alec Velez	M
18	David Zalzman	M

BREAKDOWN BY CLASS

SENIORS (3)

Raul Gonzalez, Kenneth Kauker, Jordan Klipsch

JUNIORS (5)

Hector Cantele, Carlos Hurtado, Chandler Klemm, Jake Leeker, Alec Velez

SOPHOMORES (6)

Josh Burnett, Erik Furseth, Mason Morise, Jabari Newton, Julio Vargas, David Zalzman

FRESHMEN (8)

Adam Bruce, Burke Fahling, Sean Gouveia, Max Lichtenstein, Chris Mikus, Jackson Morse, Remington Pimm, Aaron Osborne

PRONUNCIATION GUIDE

Hector Cantele.....	Can-tell-ey
Erik Furseth.....	FIR-seth
Sean Gouveia.....	Go-vie-uh
Jordan Klipsch.....	CLIP-sh
Chris Mikus.....	Mike-us
Mason Morise	Maurice
Alec Velez	ve-LEZ

MEDIA

COACHING STAFF

PLAYERS


2015 REVIEW

HISTORY



MAX LICHTENSTEIN

GK • Fr. • 6-0 • 186
Boca Raton, Fla.
West Boca Raton Comm.




JAKE LEEKER

GK • r-Jr. • 6-4 • 216
St. Louis, Mo.
Rockwood Summit HS



JABARI NEWTON

D • So. • 5-10 • 155
Oakland, Fla.
Montverde Academy




JOSH BURNETT

M • So. • 6-1 • 173
St. Louis, Mo.
Chaminade College Prep



JORDAN KLIPSCH

D • Sr. • 5-11 • 181
Oakville, Mo.
Oakville Senior HS



ALEC VELEZ

M • Jr. • 5-8 • 165
Brentwood, Tenn.
Shattuck-St. Mary's School



REMINGTON PIMM

F • Fr. • 5-11 • 157
Land O' Lakes, Fla.
Sunlake HS



CHRIS MIKUS

M • Fr. • 5-11 • 165
Cumming, Ga.
South Forsyth HS



HECTOR CANTELE

F • Jr. • 5-10 • 160
Caracas, Venezuela
San Ignacio School



RAUL GONZALEZ

M • Sr. • 5-9 • 168
Ocean Springs, Miss.
Ocean Springs HS



JULIO VARGAS

F • So. • 6-0 • 174
Dallas, Texas
J.J. Pearce HS



CARLOS HURTADO

D • Jr. • 5-8 • 167
Miranda, Venezuela
IMG Academy



KENNETH KAUKER

M • Sr. • 5-11 • 162
Memphis, Tenn.
Christian Brothers HS



SEAN GOUVEIA

F • Fr. • 5-10 • 174
Bellville, Ill.
Bellville West HS




JACKSON MORSE

M • Fr. • 6-0 • 176
Plano, Texas
Plano West HS



BURKE FAHLING

F • Fr. • 5-8 • 152
Kirkland, Wash.
Inglesmoor HS




MASON MORISE

M • So. • 5-11 • 153
New Orleans, La.
Northlake Christian School



DAVID ZALZMAN

M • So. • 5-9 • 160
Maracay, Venezuela
Maria Auxiliadora



AARON OSBORNE

D • Fr. • 6-0 • 159
Savannah, Ga.
Savannah Christian Prep



CHANDLER KLEMM

F • Jr. • 6-2 • 179
St. Louis, Mo.
Parkway West HS



ADAM BRUCE

M • Fr. • 5-6 • 158
Brentwood, Tenn.
Homeschool



ERIK FURSETH

GK • r-So. • 6-4 • 206
Munford, Tenn.
Munford HS



RICHARD MULROONEY

Head Coach
Creighton, 2005
Third Season



TONY MCMANUS

Assistant Coach
UAB, 2003
Third Season



MATT WILLIAMS

Assistant Coach
West Florida, 2009
Second Season



REMCO DE JONG

Volunteer GK Coach
Univ. Van Amsterdam, 1984
13th Season



2015: SEASON IN REVIEW

GONZALEZ NAMED ALL-CONFERENCE

Junior midfielder Raul Gonzalez was named to the American Athletic All-Conference first team, which was selected by the league's eight head coaches. Gonzalez was a dominant offensive threat for Memphis, scoring a team high seven goals. The Ocean Springs, Miss, native was also one of three Tiger players to start all 17 matches and was second on the team with 1,574 minutes played. He scored his first goal of the season against UCF when the Tigers rallied from 2-0 down to tie the Knights 2-2. He followed that performance up by netting his first career hat trick in the win over Central Arkansas. Twice during the season, he had a goal and an assist in a match. He accomplished that against Georgia State and Cincinnati. Gonzalez Upped his career goal total to 10 and his assist number to 11 in 53 matches played.

MORISE HAS FINE FRESHMAN SEASON

Mason Morise was named to the American Athletic Conference All-Rookie team for his performances as a first-year player. Morise scored the Tigers first goal of the season, in the opener against UAB, and had a hand in the Tigers first three goals of the season. The freshman from New Orleans, La., assisted on both of the goals in the 2-2 draw with UCF to open league play. He was the provider again on the game-winning goal against UConn. Morise finished the season with a goal and three assists in his first season with Memphis.

FRESHMEN ASKED TO CARRY THE LOAD

Six Memphis freshmen played a significant number of minutes during their first season in the program in 2015. Josh Burnett started 13 matches and logged 1,174 minutes, while Mason Morise started in 14 matches with 1,080 minutes played. Jabari Newton missed the end of the season because of injury but still made 11 starts and played 1,069 minutes, David Adams started 10 matches with 1,025 minutes, Julio Vargas started 10 matches and played in all 17 while recording 723 minutes played and Jacob Krupp played in 14 matches with 55 minutes.

TORCH PASSED TO LEEKER

Sophomore Jake Leeker grabbed hold of the starting goalkeeper spot and finished with 11 starts in goal, more than any other goalkeeper on the squad in 2015. The St. Louis, Mo. native, played 1,065 minutes in between the pipes and posted a pair of shutouts, in overtime win over UConn and goalless draw with USF. Leeker led the Tigers with 49 saves and a 1.35 goals against average. He was the starting goalkeeper for all three of the Tigers wins last season and was in net for six of the seven matches that Memphis either won or drew

FOUR SENIORS DEPART

Four Memphis seniors, Giovanni Alvarado, Austin Stone, Quincy Thomas and Cody Uzcategui finished their Tiger careers in 2015.

A member of the Memphis soccer program for five seasons, Alvarado was part of teams that compiled 44 total wins. A Guadalajara, Mexico native, he scored his first collegiate goal in the 4-0 win over nationally ranked St. Louis in 2014.

Stone was a three-year starter and a four-year player in the Memphis Tigers' defense. The Alcoa, Tenn., native started every match in 2015 and finished with 36 career starts and 45 overall appearances in a Memphis uniform. The Memphis defense posted 15 shutouts with him on the field over the last three seasons. Stone earned CoSIDA Academic All-District honors in 2013 and compiled a 3.34 GPA as a mechanical engineering major.

Thomas played and started in nearly every match since he arrived on the University of Memphis campus in 2012. The Mohnton, Pa. native played in 71 career matches and made 67 starts. Playing primarily as a defender, Thomas chipped in two goals and four assists in his career. The finance major posted a 3.39 overall GPA.

Uzcategui took over as the starting goalkeeper for the final four games of his freshman season and started 45 career matches in net for Memphis. The Orlando, Fla. product played more than 4,000 minutes in goal and totaled 135 career saves. An outstanding student, he was named the winner of the 2014-15 American Athletic Conference Institutional Scholar-Athlete Scholarship.



MEDIA

COACHING STAFF

PLAYERS

2015 REVIEW

HISTORY

15

2015 STATISTICS

RECORD	OVERALL	HOME	AWAY	NEUTRAL
All Games	3-10-4	2-4-2	1-6-2	0-0-0
Conference	1-4-3	0-2-2	1-2-1	0-0-0
Non-Conference	2-6-1	2-2-0	0-4-1	0-0-0

INDIVIDUAL STATISTICS

NO.	NAME	GP-GS	G	A	PTS	SH	SHOT%	SOG	SOG%	GW	PK-ATT
10	GONZALEZ, Raul	17-17	7	2	16	60	.117	26	.433	2	2-2
21	KLEMM, Chandler	15-8	2	3	7	12	.167	8	.667	1	0-0
17	MORISE, Mason	16-14	1	3	5	17	.059	6	.353	0	0-0
8	KRUPP, Jacob	14-3	1	1	3	6	.167	4	.667	0	0-0
11	VARGAS, Julio	17-10	1	0	2	24	.042	14	.583	0	0-0
9	CANTELE, Hector	15-9	1	0	2	20	.050	10	.500	0	0-0
3	BURNETT, Josh	15-13	0	1	1	5	.000	3	.600	0	0-0
13	KAUKER, Kenneth	16-13	0	0	0	20	.000	5	.250	0	0-0
23	ADAMS, David	16-11	0	0	0	8	.000	3	.375	0	0-0
6	VELEZ, Alec	15-7	0	0	0	7	.000	2	.286	0	0-0
5	KLIPSCH, Jordan	12-10	0	0	0	5	.000	2	.400	0	0-0
12	HURTADO, Carlos	11-10	0	0	0	4	.000	2	.500	0	0-0
15	STONE, Austin	17-17	0	0	0	3	.000	2	.667	0	0-0
20	THOMAS, Quincy	17-17	0	0	0	2	.000	0	.000	0	0-0
19	HUDDLESTON, Kit	5-1	0	0	0	1	.000	0	.000	0	0-0
2	NEWTON, Jabari	13-11	0	0	0	1	.000	0	.000	0	0-0
16	LA PAZ, Aaron	7-0	0	0	0	0	.000	0	.000	0	0-0
7	ALVARADO, Giovanni	6-0	0	0	0	0	.000	0	.000	0	0-0
Total		17	13	10	36	195	.067	87	.446	3	2-2
Opponents		17	32	44	108	200	.160	107	.535	10	0-0

NO.	GOALKEEPER	GP-GS	MINUTES	GA	AVG	SAVES	PCT	W	L	T	SHO
1	LEEKER, Jake	11-9	1065:28	16	1.35	49	.754	3	5	3	2/0
0	UZCATEGUI, Cody	6-6	543:08	16	2.65	23	.590	0	5	0	1/0
25	FURSETH, Erik	1-0	16:52	0	0.00	0	.000	0	0	0	0/0
Total		17	1625:28	32	1.77	75	.701	3	10	3	3
Opponents		17	1625:28	13	0.72	74	.851	10	3	3	10

GAME-BY-GAME BREAKDOWN

DATE	OPPONENT	W/L	SCORE	ATTEND	TIGER SCORERS (ASSISTS)
Aug. 28	UAB	L	1-3	636	MORISE (KRUPP)
Aug. 31	NORTHERN KENTUCKY	L	0-1	136	-
Sept. 4	at #14 Saint Louis	L	0-3	1344	-
Sept. 6	at SIUE	L	0-2	250	-
Sept. 12	at Kentucky	T	0-0 (2ot)	1271	-
Sept. 22	at #24 Louisville	L	0-4	2037	-
Sept. 26	UCF*	T	2-2 (2ot)	618	KRUPP (MORISE), GONZALEZ (MORISE, KLEMM)
Sept. 30	CENTRAL ARKANSAS	W	3-1	371	GONZALEZ (KLEMM), GONZALEZ (penalty kick), GONZALEZ (KLEMM)
Oct. 3	at UConn*	W	1-0 (2ot)	4115	KLEMM (MORISE)
Oct. 7	SMU*	L	1-3	512	GONZALEZ (penalty kick)
Oct. 10	at Temple*	L	0-4	200	-
Oct. 13	GEORGIA STATE	W	2-1	272	CANTELE (GONZALEZ), GONZALEZ (unassisted)
Oct. 16	USF*	T	0-0 (2ot)	528	-
Oct. 21	at Cincinnati*	T	3-3 (2ot)	902	VARGAS (BURNETT), KLEMM (GONZALEZ), GONZALEZ (unassisted)
Oct. 24	at UCF*	L	0-1	-	-
Oct. 31	TULSA*	L	0-3	137	-
Nov. 7	at USF%	L	0-1	801	-

* - American Athletic Conference match

% - American Athletic Conference Championship

TEAM STATISTICS

SHOT STATISTICS	MEM	OPP
Goals-Shot Attempts	13-195	32-200
Goals Scored Average	0.76	1.88
Shot Pct.	.067	.160
Shots on Goal-Attempts	87-195	107-200
SOG Pct.	.446	.535
Shots Per Game	11.5	11.8
Assists	10	44
CORNER KICKS	70	117
PENALTY KICKS	2-2	0-0

PENALTIES	MEMPHIS	OPPONENTS
Fouls	216	191
Yellow Cards	29	21
Red Cards	2	2

ATTENDANCE	MEMPHIS	OPPONENTS
Total	3210	10920
Dates/Avg Per Date	8/401	9/1213
Neutral Site #/Avg	0/0	

GOALS BY PERIOD	1ST	2ND	OT	OT2	TOTAL
Memphis	5	7	0	1	13
Opponents	11	21	0	0	32

SHOTS BY PERIOD	1ST	2ND	OT	OT2	TOTAL
Memphis	82	98	5	10	195
Opponents	88	98	6	8	200

SAVES BY PERIOD	1ST	2ND	OT	OT2	TOTAL
Memphis	39	31	1	4	75
Opponents	34	38	1	1	74

CORNER KICKS	1ST	2ND	OT	OT2	TOTAL
Memphis	26	39	4	1	70
Opponents	44	63	4	6	117

FOULS BY PERIOD	1ST	2ND	OT	OT2	TOTAL
Memphis	93	111	5	7	216
Opponents	94	86	5	6	191

CATEGORY LEADERS

POINTS		G	A	PTS
10	GONZALEZ, Raul	7	2	16
21	KLEMM, Chandler	2	3	7
17	MORISE, Mason	1	3	5
8	KRUPP, Jacob	1	1	3
11	VARGAS, Julio	1	0	2
9	CANTELE, Hector	1	0	2

GOALS		G	A	PTS
10	GONZALEZ, Raul	7	2	16
21	KLEMM, Chandler	2	3	7
9	CANTELE, Hector	1	0	2
11	VARGAS, Julio	1	0	2
17	MORISE, Mason	1	3	5

Assists		G	A	PTS
17	MORISE, Mason	1	3	5
21	KLEMM, Chandler	2	3	7
10	GONZALEZ, Raul	7	2	16
6	Simon Estornel	0	2	2

MEDIA

COACHING STAFF

PLAYERS

2015 REVIEW

HISTORY

16

MEMPHIS TIGERS SOCCER

2015 AMERICAN CONFERENCE STATISTICS

RECORD	OVERALL	HOME	AWAY	NEUTRAL
All Games	3-10-4	2-4-2	1-6-2	0-0-0
Conference	1-4-3	0-2-2	1-2-1	0-0-0
Non-Conference	2-6-1	2-2-0	0-4-1	0-0-0

INDIVIDUAL STATISTICS

NO.	NAME	GP-GS	G	A	PTS	SH	SHOT%	SOG	SOG%	GW	PK-ATT
10	GONZALEZ, Raul	8-8	3	1	7	29	.103	15	.517	0	1-1
21	KLEMM, Chandler	7-6	2	1	5	6	.333	4	.667	1	0-0
17	MORISE, Mason	7-6	0	3	3	5	.000	1	.200	0	0-0
11	VARGAS, Julio	8-5	1	0	2	12	.083	6	.500	0	0-0
8	KRUPP, Jacob	6-2	1	0	2	1	1.000	1	1.000	0	0-0
3	BURNETT, Josh	7-6	0	1	1	1	.000	1	1.000	0	0-0
13	KAUKER, Kenneth	8-7	0	0	0	10	.000	4	.400	0	0-0
23	ADAMS, David	8-4	0	0	0	4	.000	1	.250	0	0-0
6	VELEZ, Alec	7-3	0	0	0	4	.000	0	.000	0	0-0
9	CANTELE, Hector	7-1	0	0	0	3	.000	1	.333	0	0-0
5	KLIPSCH, Jordan	8-7	0	0	0	3	.000	0	.000	0	0-0
15	STONE, Austin	8-8	0	0	0	2	.000	2	1.000	0	0-0
12	HURTADO, Carlos	4-4	0	0	0	2	.000	2	1.000	0	0-0
20	THOMAS, Quincy	8-8	0	0	0	1	.000	0	.000	0	0-0
25	FURSETH, Erik	1-0	0	0	0	0	.000	0	.000	0	0-0
19	HUDDLESTON, Kit	2-0	0	0	0	0	.000	0	.000	0	0-0
16	LA PAZ, Aaron	3-0	0	0	0	0	.000	0	.000	0	0-0
7	ALVARADO, Giovanni	3-0	0	0	0	0	.000	0	.000	0	0-0
2	NEWTON, Jabari	6-6	0	0	0	0	.000	0	.000	0	0-0
1	LEEKER, Jake	6-6	0	0	0	0	.000	0	.000	0	0-0
0	UZCATEGUI, Cody	3-2	0	0	0	0	.000	0	.000	0	0-0
Total.....		8	7	6	20	83	.084	38	.458	1	1-1
Opponents.....		8	16	21	53	96	.167	51	.531	4	0-0

NO.	GOALKEEPER	GP-GS	MINUTES	GA	AVG	SAVES	PCT	W	L	T	SHO
25	FURSETH, Erik	1-0	16:52	0	0.00	0	.000	0	0	0	0/0
1	LEEKER, Jake	6-4	615:28	9	1.32	26	.743	1	2	3	2/0
0	UZCATEGUI, Cody	2-2	163:08	7	3.86	7	.500	0	2	0	0/0
TM	TEAM		0:00	0	0.00	2	1.000	0	0	0	0/0
Total.....		8	795:28	16	1.81	35	.686	1	4	3	2
Opponents.....		8	795:28	7	0.79	31	.816	4	1	3	4

AMERICAN ATHLETIC CONFERENCE ACCOLADES

OFFENSIVE PLAYER OF THE YEAR

Mauro Cichero, SMU

DEFENSIVE PLAYER OF THE YEAR

Bradley Bourgeois, Tulsa

MIDFIELDER OF THE YEAR

Kwame Awuah, UConn
John Lujano, SMU

GOALKEEPER OF THE YEAR

Michael Nelson, SMU

ROOKIE OF THE YEAR

Juan Sebastian Sanchez, Tulsa

COACHING STAFF OF THE YEAR

SMU

TEAM FAIR PLAY AWARD

UConn

FIRST TEAM ALL-CONFERENCE

Hadji Barry, F, Sr., UCF
Kwame Awuah, M, Jr., UConn
Jake Nerwinski, B, Jr., UConn
Raul Gonzalez, M, Jr., Memphis
Nazeem Bartman, F, Jr., USF
*Brendan Hines-Ike, B, Sr., USF
Lindo Mfeka, M, Jr., USF
*Mauro Cichero, F, So., SMU
John Lujano, M, Sr., SMU
Michael Nelson, GK, R-So., SMU
Bradley Bourgeois, B, Sr., Tulsa

SECOND TEAM ALL-CONFERENCE

Emmanuel Appiah, M, R-Sr., Cincinnati
Alejandro Garcia, M, Sr., Cincinnati
John Manga, F, Sr., Cincinnati
Abdou Mbacke Thiam, F, Fr., UConn
Marcus Epps, M, Jr., USF
Spasoje Stefanovic, GK, Jr., USF
Jordan Cano, B, So., SMU
Carlos Moros Gracia, B, Temple
Jorge Gomez Sanchez, F, Temple
Geoffrey Dee, M, So., Tulsa
Jake McGuire, GK, Jr., Tulsa
Juan Sebastian Sanchez, F, Fr., Tulsa

ALL-ROOKIE TEAM

*Jakov Basic, B, UCF
*Adam Wilson, M, Cincinnati
*Abdou Mbacke Thiam, F, UConn
Simen Olafsen, B, UConn
Mason Morise, M, Memphis
*Prosper Figbe, B, USF
Christian Boorom, F, SMU
Emil Cuello, M, SMU
Caleb Smith, M, SMU
Belal Mohamed, M, Temple
Lesley Nchanji, M, Tulsa
*Juan Sebastian Sanchez, F, Tulsa

TEAM STATISTICS

SHOT STATISTICS	MEM	OPP
Goals-Shot Attempts	7-83	19-96
Goals Scored Average	0.88	2.00
Shot Pct.	.084	.167
Shots on Goal-Attempts	38-83	51-96
SOG Pct.	.458	.531
Shots Per Game	10.4	12.0
Assists	6	22
CORNER KICKS	30	53
PENALTY KICKS	1-1	0-0

PENALTIES	MEMPHIS	OPPONENTS
Fouls	216	191
Yellow Cards	29	21
Red Cards	2	2

ATTENDANCE	MEMPHIS	OPPONENTS
Total	1795	5217
Dates/Avg Per Date	4/449	4/1304
Neutral Site #/Avg	0/0	

GOALS BY PERIOD	1ST	2ND	OT	OT2	TOTAL
Memphis	2	4	0	1	7
Opponents	6	10	0	0	16

SHOTS BY PERIOD	1ST	2ND	OT	OT2	TOTAL
Memphis	38	34	4	7	83
Opponents	41	42	6	7	96

SAVES BY PERIOD	1ST	2ND	OT	OT2	TOTAL
Memphis	19	11	1	4	35
Opponents	19	11	1	0	31

CORNER KICKS	1ST	2ND	OT	OT2	TOTAL
Memphis	13	13	4	0	30
Opponents	19	28	4	2	53

FOULS BY PERIOD	1ST	2ND	OT	OT2	TOTAL
Memphis	48	54	4	6	112
Opponents	40	53	4	4	101

CONFERENCE STANDINGS

TEAMS	AAC	PTS.	OVERALL	PCT.	HOME	AWAY	NEUTRAL
SMU	7-0-1	22	15-3-4	0.773	11-1-1	4-2-2	0-0-1
USF	5-1-2	17	11-6-3	0.625	9-2-2	2-3-1	0-1-0
UConn	3-3-2	11	10-6-6	0.591	7-1-4	3-5-1	0-0-1
TULSA	3-3-2	11	8-6-7	0.548	5-3-2	3-3-3	0-0-2
UCF	3-4-1	10	7-8-2	0.471	6-3-0	1-5-2	0-0-0
TEMPLE	2-6	6	10-7-2	0.579	7-2-0	3-5-2	0-0-0
CINCINNATI	1-4-3	6	7-9-3	0.447	6-3-2	1-6-1	0-0-0
MEMPHIS	1-4-3	6	3-10-4	0.294	2-4-2	1-6-2	0-0-0



MEDIA

COACHING STAFF

PLAYERS

2015 REVIEW

HISTORY

17

YEAR-BY-YEAR RESULTS

1982

RECORD: 7-11-2
H: 6-4-1 • A: 1-7-1 • N: 0-0-0
COACH: PETER BERTEL

Covenant	W	4-3
Belhaven	L	1-4
Southwestern (Rhodes)	W	4-0
Alabama-Huntsville	L	2-4
Vanderbilt	T	0-0
at Alabama A&M	L	0-11
South Alabama	W	3-2
at UAB	L	2-3
at Georgia State	L	1-5
Tennessee Tech	W	3-1
at Northeast Missouri St	L	0-1
at Southeast Missouri St	W	3-2
at SMU	L	0-2
at TCU	L	0-9
Millsaps	L	1-3
Ole Miss	W	3-0
at Southwestern	T	0-1
at Tennessee	T	2-2
Tennessee Martin	W	2-3

1983

RECORD: 9-8-3
H: 5-2-2 • A: 4-5-0 • N: 0-1-1
COACH: PETER BERTEL

9-3	TCU	T	2-2
9-9	at Wake Forest	L	0-6
9-11	at Alabama-Huntsville	L	1-4
9-14	Southwestern	W	6-0
9-16	at Vanderbilt	L	1-2
9-17	at Tennessee Tech	W	3-0
9-24	UAB	W	2-1
9-25	Lindenwood	T	1-1

Metro Tournament (Cincinnati)

10-1	vs. Virginia Tech ^A	T	0-0
10-2	vs. Louisville	L	0-3
10-8	Georgia State	L	0-3
10-9	Tennessee Martin	W	5-1
10-15	Tennessee	W	2-1
10-21	at South Alabama	W	1-0
10-29	at Belhaven	L	0-2
10-30	at Millsaps	L	0-3
11-1	at Southeast Missouri	W	1-0
11-5	Alabama A&M	L	0-2
11-12	at Southwestern	W	2-1
11-20	Ole Miss	W	4-0

^A Won 4-2 in shootout

1984

RECORD: 10-9-3
H: 8-4-0 • A: 1-5-2 • N: 1-0-1
COACH: PETER BERTEL

8-31	Vanderbilt	W	5-1
9-7	at Northeast Louisiana	L	1-6
9-8	John Brown	W	5-0
9-12	Rhodes	W	3-2
9-14	Alabama-Huntsville	L	1-2
9-21	at Missouri-Saint Louis	L	0-5

9-23	at Lindenwood	T	3-3
9-29	Wake Forest	W	2-1
10-5	at UAB	W	3-2
10-7	at Georgia State	L	0-1
10-12	South Alabama	L	2-3
10-14	Southeast Missouri	W	2-1
10-19	USF	L	0-2
10-21	at Tennessee	T	1-1
10-25	Missouri-Rolla	L	2-3
10-27	Belhaven	W	3-2
11-2	at Alabama A&M	L	1-4
11-5	Tennessee Tech	W	4-1
n-a	Tennessee Martin	W	7-2

Metro Tournament (Louisville)

11-9	vs. Cincinnati	W	6-1
11-10	vs. Virginia Tech	T	1-1
11-17	Rhodes	L	2-3

1985

RECORD: 12-7-2
H: 8-3-1 • A: 4-4-1 • N: 0-0-0
COACH: PETER BERTEL

9-1	Earlham College	W	4-0
9-4	at Appalachian State	L	0-1
9-6	at #9 Wake Forest	W	2-1
9-11	Rhodes	W	2-0
9-13	Northeast Louisiana	T	1-1
9-18	at Vanderbilt	L	0-3
9-21	Missouri-Saint Louis	L	2-4
9-28	at Missouri-Rolla	W	4-1
9-29	at Southeast Missouri	T	3-3
10-4	UAB	W	4-0
10-11	Alabama A&M ^A	W	1-0
10-16	at Alabama-Huntsville	L	0-3
10-18	Georgia State	L	0-2
10-20	Tennessee	W	4-1
10-26	at Belhaven	W	3-2
10-27	at South Alabama	W	2-1
11-2	at John Brown	L	0-1
11-8	Christian Brothers	W	6-0
11-13	Rhodes	W	2-0

Metro Tournament (Memphis)

11-16	Cincinnati	L	1-3
11-17	Louisville	W	2-0

^A Forfeit due to ineligible players

1986

RECORD: 14-4-2
H: 8-0-1 • A: 3-4-1 • N: 3-0-0
COACH: PETER BERTEL

9-3	South Alabama	W	3-0
9-6	Belhaven	W	1-0
9-10	Rhodes	W	2-1
9-12	Christian Brothers	W	3-0
9-17	Vanderbilt	W	1-0
9-19	at SIU Edwardsville	L	0-5
9-21	at Missouri-Saint Louis	L	1-2
9-27	vs. Xavier	W	4-2
9-28	at Western Kentucky	L	0-1
10-1	Alabama-Huntsville	W	3-0
10-4	at Illinois State	T	ot 2-2
10-5	vs. Missouri-Rolla	W	2-1
10-11	at Georgia State	L	1-4

10-12	at UAB	W	2-1
10-18	Appalachian State	T	0-0
10-30	Missouri-Rolla	W	2-1
11-1	John Brown	W	2-0

Metro Tournament (Blacksburg)

11-8	vs. Cincinnati	W	2-0
11-9	at Virginia Tech	W	3-1
11-11	at Rhodes	W	5-1

1987

RECORD: 9-9-2
H: 6-4-0 • A: 3-5-0 • N: 0-0-2
COACH: PETER BERTEL

9-4	SIU Edwardsville	W	1-0
9-9	Rhodes	W	7-1
9-13	at North Texas	W	3-2
9-16	at Indiana	L	1-3
9-19	Missouri-Saint Louis	L	1-3
9-23	Christian Brothers	W	4-1
9-25	at UAB	W	3-2
9-30	at Alabama A&M	L	ot 4-5
10-3	Illinois State	W	1-0
10-9	at Belhaven	W	4-2
10-10	at South Alabama	L	0-3
10-14	UALR	L	ot 1-2
10-16	Georgia State	L	1-3
10-18	Southwest Missouri	W	8-1
10-21	at Alabama-Huntsville	W	5-1
10-28	at Vanderbilt	L	2-4
10-30	Western Kentucky	L	0-2
11-1	at Evansville	L	0-1

Metro Tournament (Cincinnati)

11-7	vs. Louisville ^A	T	1-1
11-8	vs. Virginia Tech ^S	T	2-2

^A Lost 2-3 in shootout

^S Lost 2-4 in shootout

1988

RECORD: 8-7-3
H: 5-2-1 • A: 2-3-2 • N: 1-2-0
COACH: CHRIS BARTELS

8-31	Alabama A&M	W	4-1
9-3	at Charlotte	L	0-3
9-4	vs. Davidson	W	5-3
9-9	at Missouri-Saint Louis	L	2-3
9-16	at Western Kentucky	T	2-2
9-17	vs. Marquette	L	0-3
9-24	Alabama-Huntsville	T	1-1
9-28	Rhodes	W	9-0
10-1	Belhaven	W	3-1
10-14	Vanderbilt	W	2-0
10-19	at UAB	W	6-0
10-23	at Georgia State	T	2-2
10-24	at Mercer	W	5-0
10-27	Christian Brothers	L	0-1
10-29	South Alabama	L	1-3

Metro Tournament (Louisville)

11-5	vs. Cincinnati	L	0-3
11-6	at Louisville	L	0-2
11-11	Southern Miss.	W	3-0

1989

RECORD: 10-10-1
H: 6-5-0 • A: 3-5-1 • N: 1-0-0
COACH: CHRIS BARTELS

9-6	UALR	W	ot 2-1
9-9	at Bradley	T	ot 1-1
9-10	at Illinois State	L	1-5
9-13	Georgia State	W	5-0
9-20	at SIU Edwardsville	L	1-3
9-23	at Alabama-Huntsville	W	2-1
9-24	at Alabama A&M	L	1-2
9-28	Western Kentucky	L	ot 0-1
10-4	at Vanderbilt	W	2-0
10-7	at Bowling Green	L	1-3
10-8	vs. Miami (Ohio)	W	4-2
10-11	Oral Roberts	W	3-1
10-13	Missouri-Rolla	L	1-2
10-18	Christian Brothers	W	1-0
10-20	at South Alabama	L	0-1
10-22	Evansville	L	0-4
10-25	Rhodes	W	6-0
10-27	at Belhaven	W	2-1
10-30	Liberty	L	0-1

Metro Tournament (Memphis)

11-4	Cincinnati	L	0-1
11-5	Louisville	W	4-1

1990

RECORD: 10-9-1
H: 7-2-1 • A: 2-4-0 • N: 1-3-0
COACH: CHRIS BARTELS

9-1	Florida Tech	L	0-5
9-2	Rhodes	W	6-1
9-8	Nicholls	W	6-0
9-9	SIU Edwardsville	W	1-0
9-15	at DePaul	W	2-1
9-16	at Wisconsin-Parkside	L	0-4
9-21	vs. New Mexico	L	1-2
9-23	vs. Charlotte	L	0-4

Metro Tournament (Blacksburg)

9-29	vs. Cincinnati	L	ot 3-4
9-30	vs. Louisville	W	4-1
10-5	at Evansville	L	0-2
10-6	Bradley	L	0-2
10-10	Belhaven	W	2-1
10-12	Vanderbilt	W	2-1
10-14	Christian Brothers	W	3-2
10-20	at Liberty	L	1-2
10-21	at Radford	L	0-2
10-26	Southeast Missouri	W	5-1
10-31	at UALR	W	3-0
11-3	Alabama-Huntsville	T	ot 1-1

1991

RECORD: 7-9-2 • GMC: 4-1-0
H: 5-3-1 • A: 1-5-0 • N: 1-1-1
COACH: CHRIS BARTELS

8-31	Rhodes	W	3-1
9-1	Boca Raton	L	ot 1-3
9-14	Kentucky	W	1-0
9-15	Eastern Michigan	W	3-1
9-18	South Alabama	L	0-1
9-21	UAB*	W	2-1
9-22	Marquette*	W	1-0
9-28	at Cincinnati*	W	2-1
9-29	vs. Louisville	T	ot 2-2
10-2	Christian Brothers	T	ot 2-2
10-5	vs. DePaul*	W	2-1
10-6	at New Mexico	L	0-1
10-9	UALR	L	1-2
10-13	at SIU Edwardsville	L	1-2
10-23	at Saint Louis*	L	2-6
10-27	at Southwest Missouri	L	2-4
11-2	at Vanderbilt	L	1-3

Great Midwest Tournament (St. Louis)

11-8	vs. Cincinnati	L	0-2
------	----------------	---	-----

1992

RECORD: 14-3-2 • GMC: 4-0-1
H: 8-0-1 • A: 4-3-1 • N: 2-0-0
COACH: CHRIS BARTELS

9-6	Vanderbilt	W	1-0
9-7	Southern Indiana	W	3-0
9-13	at UALR	W	2-0
9-18	at USF	L	0-4
9-20	at UCF	W	2-0
9-26	at DePaul*	W	2-0
9-27	at Marquette*	W	1-0
10-4	at UAB*	W	4-1
10-7	Western Kentucky	W	1-0



1982 TEAM

YEAR-BY-YEAR RESULTS

1992

RECORD: 14-3-2 • GMC: 4-0-1
H: 8-0-1 • A: 4-3-1 • N: 2-0-0
COACH: CHRIS BARTELS

10-10	Saint Louis*	T	1-1
10-11	Cincinnati*	W	2-0
10-16	Southwest Missouri	W	3-0
10-18	at South Alabama	T	1-1
10-23	at Kentucky	L	1-2
10-25	Quincy College	W	2-1
10-28	Christian Brothers	W	3-2
11-1	Centenary	W	4-0

Great Midwest Tournament (St. Louis)

11-7	vs. UAB	W	4-0
11-8	at Saint Louis	L	1-4

1993

RECORD: 13-9-2 • GMC: 1-4-1
H: 10-2-1 • A: 3-7-0 • N: 0-0-1
COACH: CHRIS BARTELS

9-4	Louisville	W	4-0
9-5	West Virginia	W	2-0
9-8	UALR	W	1-0
9-10	at Western Kentucky	W	4-2
9-12	at Southern Indiana	W	3-2
9-17	at Saint Louis*	L	0-4
9-19	at Quincy College	L	0-2
9-24	DePaul*	W	3-1
9-26	Marquette*	T	ot 1-1
10-2	vs. Florida Atlantic	T	ot 1-1
10-3	at Coastal Carolina	W	2-1
10-8	at Dayton*	L	0-3
10-10	at Cincinnati*	L	0-3
10-15	SIU Edwardsville	W	3-1
10-17	South Alabama	L	0-3
10-20	at Vanderbilt	L	1-5
10-22	Oral Roberts	W	2-0
10-24	UAB*	L	1-3
10-27	Christian Brothers	W	1-0
10-30	at Centenary	L	0-1

Great Midwest Tournament (Memphis)

11-5	UAB	W	2-1
11-6	Marquette	W	2-1
11-7	Saint Louis	W	1-0

NCAA Tournament

11-15	at Indiana	L	0-6
-------	------------	---	-----

1994

RECORD: 11-8-2 • GMC: 2-4-0
H: 9-1-1 • A: 0-6-1 • N: 2-1-0
COACH: CHRIS BARTELS

9-3	Illinois-Chicago	W	4-1
9-4	Western Michigan	W	3-0
9-7	at South Alabama	L	2-4
9-11	at UALR	T	ot 3-3
9-16	at DePaul*	L	1-2
9-18	at Marquette*	L	0-1
9-23	vs. New Mexico	L	0-2
9-25	vs. NE Illinois	W	ot 5-1
9-28	Centenary	W	ot 4-2
9-30	Dayton*	W	3-1
10-2	Cincinnati*	W	8-0
10-7	Saint Louis*	L	2-3
10-9	Vanderbilt	T	3-3
10-14	Alabama A&M	W	1-0
10-16	Oral Roberts	W	4-0
10-21	Southern Indiana	W	3-0
10-23	at UAB*	L	2-3
10-26	Christian Brothers	W	4-0
10-29	at Duke	L	0-4

Great Midwest Tournament (Birmingham)

11-11	vs. DePaul	W	2-0
11-12	at UAB	L	1-2

1995

RECORD: 6-10-2 • C-USA: 1-6-1
H: 5-2-1 • A: 1-6-1 • N: 0-2-0
COACH: CHRIS BARTELS

9-3	at #19 Portland	L	0-7
9-4	vs. Washington	L	1-8
9-6	South Alabama	W	1-0
9-10	at Charlotte*	L	1-6
9-13	UALR	W	5-1
9-17	DePaul*	T	ot 0-0
9-20	at Marquette*	L	1-4
9-24	Louisville*	W	3-1
10-1	at Cincinnati*	L	0-2
10-6	at #7 Saint Louis*	L	0-4
10-13	USF*	L	0-4
10-15	UAB*	L	0-1

10-20	at Centenary	L	2-4
10-25	Christian Brothers	W	5-1
10-27	at Vanderbilt	W	5-2
10-29	at Evansville	T	ot 1-1
11-4	New Mexico	W	5-2

C-USA Tournament (Milwaukee)

11-8	vs. Saint Louis	L	0-1
------	-----------------	---	-----

1996

RECORD: 11-7-1 • C-USA: 3-5-0
H: 6-4-0 • A: 4-3-1 • N: 1-0-0
COACH: CHRIS BARTELS

8-31	at Bowling Green	T	ot 1-1
9-7	Southwest Missouri	W	2-0
9-8	at Tulsa	W	3-0
9-15	#12 Charlotte*	L	0-1
9-20	Vanderbilt	W	ot 3-2
9-22	at USF*	L	1-6
9-29	Cincinnati*	W	3-0
10-4	Marquette*	L	0-2
10-6	at DePaul*	W	1-0
10-11	#25 Evansville	L	0-1
10-13	Saint Louis*	L	0-1
10-18	at Louisville*	W	6-1
10-20	at UAB*	L	1-3
10-25	Western Kentucky	W	2-0
10-27	Alabama A&M	W	6-0
10-30	Christian Brothers	W	5-0
11-2	Belmont	W	6-0

C-USA Tournament

11-12	at Saint Louis	W	1-0
11-15	at USF	L	0-3

1997

RECORD: 10-8-2 • C-USA: 2-5-1
H: 6-3-1 • A: 3-5-1 • N: 1-0-0
COACH: CHRIS BARTELS

8-30	vs. Tulsa	W	ot 3-2
8-31	at Southwest Missouri	T	ot 1-1
9-6	#23 Bowling Green	L	0-5
9-7	#8 Portland	W	3-1
9-12	at Western Kentucky	W	5-2
9-14	at Vanderbilt	W	3-2
9-19	USF*	T	ot 2-2
9-21	at Belmont	L	1-2
9-26	#22 Saint Louis*	L	ot 1-2
10-3	at Cincinnati*	L	ot 2-3
10-5	at Louisville*	W	3-1
10-10	at UAB*	L	1-2
10-12	at Charlotte*	L	2-3
10-19	Drury	W	5-1
10-22	Alabama A&M	W	10-1
10-24	DePaul*	W	1-0
10-26	#17 Marquette*	L	ot 3-4
10-30	Christian Brothers	W	6-1

C-USA Tournament

11-4	DePaul	W	3-1
11-8	at USF	L	2-4

1998

RECORD: 10-9-1 • C-USA: 2-5-1
H: 4-3-0 • A: 4-5-1 • N: 2-1-0
COACH: CHRIS BARTELS

9-5	vs. #23 SW Missouri	L	0-1
9-6	at Western Illinois	L	ot 1-2
9-11	at UNLV	W	2-1
9-13	vs. UC Santa Barbara	W	2-1
9-18	at USF*	T	2ot 3-3
9-20	Central Arkansas	W	5-1
9-25	at DePaul*	W	3-2
9-27	at Marquette*	L	0-1
10-2	Cincinnati*	L	0-3
10-4	Louisville*	W	2-1
10-7	Belmont	W	1-0
10-9	UAB	L	0-2
10-11	#23 Charlotte*	L	2-3
10-16	at #8 Saint Louis*	L	0-2
10-18	at Drury	L	ot 0-1
10-25	Western Kentucky	W	5-1
11-1	at Christian Brothers	W	3-0

C-USA Tournament

11-7	at #9 Saint Louis	W	ot 1-0
11-13	vs. Marquette	W	3-0
11-15	at USF	L	2-4

1999

RECORD: 7-11-0 • C-USA: 2-6-0
H: 4-5-0 • A: 2-6-0 • N: 1-0-0
COACH: RICHIE GRANT

9-4	Centenary ^	W	4-2
9-5	Southwest Missouri ^	L	0-3
9-12	Charlotte*	W	3-2
9-17	at Hartwick	W	1-0
9-18	vs. Fordham	W	3-2
9-22	Christian Brothers	L	1-3
9-25	at Saint Louis*	L	0-4
10-1	at Marquette*	L	0-1
10-3	at Milwaukee	L	1-2
10-7	at Western Kentucky	L	0-2
10-9	Cincinnati*	W	1-0
10-14	at UAB*	L	1-5
10-17	DePaul*	L	ot 3-4
10-22	at Louisville*	L	0-1
10-24	at Belmont	W	3-0
10-29	Central Arkansas	L	2-4
10-31	Oral Roberts	W	3-0
11-5	USF*	L	0-1

2000

RECORD: 14-6-0 • C-USA: 6-4-0
H: 6-3-0 • A: 4-1-0 • N: 4-2-0
COACH: RICHIE GRANT

9-1	Belmont^	W	4-0
9-2	Birmingham Southern^	W	3-1
9-8	vs. Western Illinois!	L	0-3
9-10	vs. New Mexico!	W	6-2
9-13	Western Kentucky	L	0-1
9-17	at Cincinnati*	W	2-1
9-23	at Charlotte*%	L	2ot 3-4
9-24	vs. UCF%	W	7-1
9-29	at USF*\$	W	ot 3-2
10-1	vs. Stetson\$	W	5-2

10-7	Louisville*	W	1-0
10-13	at DePaul*	W	3-1
10-18	#18 UAB*	L	2ot 1-2
10-21	Marquette*	W	1-0
10-24	Lipscomb	W	10-0
10-28	#20 Saint Louis*	L	ot 0-1
11-1	at Christian Brothers	W	4-3
11-5	Alabama A&M	W	2-1

C-USA Tournament (St. Louis)

11-9	vs. Cincinnati	W	2-1
11-10	at #14 Saint Louis	L	2-3

^ Memphis Diadora Tournament

! Southwest Missouri State Tourn.

% Charlotte Puma Classic

\$ Reebok South Florida Classic

2001

RECORD: 6-9-2 • C-USA: 3-6-1
H: 4-3-1 • A: 2-4-1 • N: 0-2-0
COACH: RICHIE GRANT

9-1	at #1 Creighton%	T	2ot 0-0
9-2	vs. Drake%	L	1-2
9-7	Charlotte^A	T	2ot 1-1
9-9	Illinois-Chicago^A	L	0-4
9-21	at TCU*+	L	2-4
9-23	vs. #1 SMU+	L	0-7
9-29	East Carolina*	W	3-2
9-30	Vanderbilt	W	4-1
10-6	at #4 Saint Louis*	L	2-3
10-9	at Belmont	W	5-1
10-14	at Marquette*	L	1-2
10-17	at #8 UAB*	W	3-2
10-20	Cincinnati*	L	0-1
10-28	USF*	L	2-5
11-4	at Louisville*	L	ot 3-4
11-7	Lipscomb	W	10-0
11-10	DePaul*	W	4-1

% Creighton Diadora Challenge

^ Memphis Diadora Tournament

+ Texas Christian Tournament

2002

RECORD: 10-7-1 • C-USA: 3-7-1
H: 4-4-0 • A: 6-3-1 • N: 0-0-0
COACH: RICHIE GRANT

8-30	TCU*	W	2ot 3-2
9-6	San Francisco^A	W	2ot 2-1
9-7	Northeastern ^	W	2-1
9-11	Lipscomb	W	7-0
9-14	at Cincinnati*	L	2-4
9-20	at USF*	L	2-4
9-22	at Stetson	T	3-3
9-28	at Western Kentucky	W	4-0
9-29	at Vanderbilt	W	4-0
10-5	at DePaul*	L	1-2
10-11	at East Carolina*	W	ot 2-1
10-13	at UNC Wilmington	W	3-2
10-19	Louisville*	L	1-3
10-23	UAB*	L	1-3
10-30	Marquette*	L	1-2
11-2	#17 Saint Louis*	L	1-2
11-6	Belmont	W	7-1
11-9	at Charlotte*	W	2-1

^ Memphis Diadora Tournament

1993 GREAT MIDWEST CHAMPIONS



YEAR-BY-YEAR RESULTS

2003

RECORD: 8-8-2 • C-USA: 1-6-2
H: 4-4-2 • A: 2-4-0 • N: 2-0-0

COACH: RICHIE GRANT

9-5	UNC-Wilmington^	L	2-3
9-6	Centenary^	W	2-1
9-12	at Louisville^	L	2ot 3-4
9-14	vs. Milwaukee	W	3-2
9-19	vs. Iona	W	2-0
9-21	at Evansville%	L	0-1
9-26	East Carolina*	T	2ot 2-2
10-1	Cincinnati	L	0-2
10-4	at Marquette*	L	2-3
10-8	at UAB*	W	1-0
10-11	DePaul*	L	0-2
10-14	Lipscomb	W	2-1
10-18	Drury	W	2-1
10-25	Alabama A&M	W	2-1
10-29	at Saint Louis*	L	ot 1-2
11-1	USF*	L	1-2
11-4	at Belmont	W	5-1
11-8	Charlotte*	T	2ot 1-1

^ Memphis Diadora Tournament
! Holiday Inn Downtown Classic
% ProRehab Aces Classic

2004

RECORD: 16-4-1 • C-USA: 8-1-0
H: 8-1-0 • A: 5-3-1 • N: 3-0-0

COACH: RICHIE GRANT

9-3	Centenary^	W	1-0
9-4	Oral Roberts^	L	0-1
9-10	Western Kentucky	W	2-1
9-17	vs. Eastern Illinois\$	W	2ot 3-2
9-19	at Vanderbilt\$	L	2ot 0-1
9-22	Evansville	W	5-1
9-25	at Charlotte*	W	3-1
9-29	at Cincinnati*	W	2-0
10-2	Marquette*	W	3-1
10-6	Louisville*	W	1-0
10-9	at #10 USF*	L	0-2
10-15	at DePaul*	W	2-1
10-17	at UIC+	T	2ot 1-1
10-23	#21 Saint Louis*	W	2-0
10-27	#17 UAB*	W	2-0
11-2	Belmont	W	5-0
11-6	at East Carolina*	W	4-0
11-8	at Lipscomb	W	6-0

C-USA Tournament (Louisville)

11-13	vs. Saint Louis	W	1-0
11-14	vs. #23 UAB	W	3-2

NCAA Tournament

11-19	at #30 Ohio State	L	0-1
-------	-------------------	---	-----

^ Memphis Diadora Tournament
\$ Vanderbilt Puma Classic
+ Forfeit due to ineligible players

2005

RECORD: 8-8-2 • C-USA: 3-4-2
H: 5-2-1 • A: 2-5-1 • N: 1-1-0

COACH: RICHIE GRANT

9-3	Centenary^	W	4-0
9-5	#23 Oral Roberts^	W	4-3
9-9	at Evansville	W	5-0
9-13	Alabama A&M	W	7-0
9-16	at #15 Creighton\$	L	1-3
9-18	at Drake\$	L	2-3
9-24	Vanderbilt	L	3-4
9-30	at #17 Tulsa*	T	2ot 1-1
10-2	at SMU*	L	1-2
10-7	South Carolina*	T	2ot 2-2
10-9	East Carolina*	W	7-2
10-15	at UAB*	L	1-2
10-21	at Kentucky*	W	ot 2-1
10-23	at Marshall*	L	0-1
10-28	FIU*	L	0-1
10-30	UCF*	W	3-0

C-USA Tournament (Dallas)

11-9	vs. UAB	W	2-1
11-11	vs. South Carolina	L	1-2

^ Memphis Diadora Tournament
\$ Diadora Challenge

2006

RECORD: 10-8-0 • C-USA: 3-5-0
H: 6-3-0 • A: 4-4-0 • N: 0-1-0

COACH: RICHIE GRANT

8-25	at Louisville	W	ot 4-3
8-27	at Belmont	W	ot 2-1
9-1	#5 Clemson^	L	0-2
9-3	CS Fullerton^	W	1-0

9-9	UMKC	W	6-2
9-12	Central Arkansas	W	2-0
9-15	at Air Force	W	3-1
9-17	at Denver	W	2-1
9-24	at #11 South Carolina*	L	2ot 1-2
9-30	Tulsa*	W	3-0
10-4	at UCF*	L	0-1
10-7	Creighton	L	2-3
10-11	UAB*	W	3-2
10-15	at FIU*	L	0-2
10-21	#1 SMU*	L	0-3
10-25	Marshall*	W	3-0
10-28	at #14 Kentucky	L	1-3

C-USA Tournament (Dallas)

11-3	vs. #13 Kentucky	L	1-3
------	------------------	---	-----

^ Memphis Diadora Tournament

2007

RECORD: 10-5-4 • C-USA: 3-2-3
H: 7-1-2 • A: 1-3-1 • N: 2-1-1

COACH: RICHIE GRANT

8-31	Louisville^	W	1-0
9-2	Evansville^	W	2-1
9-7	at CS Fullerton\$	L	0-2
9-9	vs CS Northridge\$	T	2ot 0-0
9-14	UCF	T	2ot 1-1
9-21	vs IPFW#	W	4-0
9-23	vs Mercer#	W	2-1
9-29	Centenary	W	5-0
10-5	at #14 Tulsa*	T	2ot 3-3
10-7	#10 Creighton	L	1-3
10-13	Kentucky*	W	3-1
10-17	at Marshall*	W	2-1
10-20	So. Carolina*	T	2ot 1-1
10-24	Central Arkansas	W	3-0
10-27	#2 SMU*	L	0-1
10-31	Alabama A&M	W	1-0
10-2	at UAB*	L	2ot 0-1
11-10	FIU*	W	ot 1-0

C-USA Tournament (UAB)

11-14	South Carolina	L	ot 1-2
-------	----------------	---	--------

^ Memphis Diadora Tournament
\$ Cal State Fullerton Tournament
Evansville Tournament

2008

RECORD: 6-11-2 • C-USA: 3-4-1
H: 3-4-1 • A: 3-3-1 • N: 0-4

COACH: RICHIE GRANT

8-29	#21 Bradley^	L	0-4
8-31	Oral Roberts^	W	4-3
9-5	vs. New Hampshire\$	L	ot 0-1
9-7	at Vermont\$	L	ot 0-1
9-12	vs. Western Illinois#	L	0-1
9-14	vs. UC Irvine#	L	1-3
9-20	at UCF*	L	0-1
9-24	Missouri State	W	2-0
9-27	UAB*	L	0-2
10-5	#15 SMU*	W	ot 2-1
10-8	at #3 Creighton	L	0-1
10-12	at FIU*	W	2-1
10-17	at South Carolina*	W	2-0
10-22	SIU Edwardsville	T	2ot 0-0
10-26	#11 Tulsa*	L	1-5
10-29	at Central Arkansas	W	5-1
11-1	Marshall*	L	1-2
11-7	at #23 Kentucky*	T	2ot 0-0

C-USA Tournament (SMU)

11-12	vs. UCF	L	0-1
-------	---------	---	-----

^ Memphis Diadora Tournament
\$ Smith Barney/Nike Soccer Classic
UAB Soccer for a Cure Classic

2009

RECORD: 7-7-2 • C-USA: 3-5-0
H: 5-2-1 • A: 0-4-1 • N: 2-1-0

COACH: RICHIE GRANT

9-4	at Bradley^	T	1-1
9-6	vs. Eastern Illinois^	W	2-0
9-11	vs. UMKC\$	L	1-3
9-13	vs. #23 Drake\$	W	4-3
9-18	Vermont#	T	2ot 0-0
9-20	Central Arkansas#	W	2-0
9-26	UCF*	W	3-2
10-4	at SMU*	L	0-2
10-10	Kentucky*	L	1-2
10-14	at #25 UAB*	L	0-1
10-17	FIU*	W	1-0
10-21	at Marshall*	L	1-2
10-24	SIU Edwardsville	W	2-0
10-28	Alabama A&M	L	1-3

11-1	at #15 Tulsa*	L	0-2
11-7	South Carolina*	W	ot 1-0

^ Busey Bank Kickoff Festival
\$ UAB Soccer for a Cure Classic
Memphis Classic

2010

RECORD: 5-11-1 • C-USA: 1-6-1
H: 4-4-0 • A: 0-5-1 • N: 1-2-0

COACH: RICHIE GRANT

9-1	Belmont	W	4-0
9-3	Oral Roberts	L	0-1
9-10	vs. North Florida\$	W	6-0
9-11	vs. Charlotte\$	L	0-4
9-18	Marshall*	L	2ot 1-2
9-24	vs. UMKC#	L	1-2
9-26	at SIU Edwardsville#	L	1-2
10-2	#5 Tulsa*	L	1-2
10-5	Central Arkansas	W	ot 2-1
10-9	at UCF*	L	0-3
10-12	at FIU*	L	0-2
10-17	at Kentucky*	T	2ot 1-1
10-23	#6 SMU*	L	0-3
10-26	at Missouri State	L	0-2
10-31	at South Carolina*	L	0-3
11-3	Alabama A&M	W	8-0
11-5	UAB*	W	2-0

\$ UAB Soccer for a Cure Classic
SIU-Edwardsville Tournament

2011

RECORD: 11-6-1 • C-USA: 4-4-0
H: 6-1-0 • A: 5-3-0 • N: 0-2-1

COACH: RICHIE GRANT

8-28	Lipscomb	W	4-1
9-1	at Belmont	W	3-2
9-4	Missouri State	W	1-0
9-9	vs. UIC^	T	1-1
9-11	at Wisconsin^	W	2-1
9-16	at #18 Bradley\$	W	1-0
9-18	vs. Evansville\$	L	2ot 1-2
9-24	South Carolina*	L	2-3
10-1	at Marshall*	L	0-3
10-8	FIU*	W	3-0
10-11	Nebraska-Omaha	W	5-0
10-16	at Tulsa*	W	3-0
10-19	at UAB*	L	0-1
10-23	Kentucky*	W	2-0
10-26	at Central Arkansas	W	2-1
10-29	#9 UCF*	W	3-2
11-4	at SMU	L	1-2

C-USA Tournament (Tulsa)

11-9	UCF	L	ot 3-4
------	-----	---	--------

\$ UAB Soccer for a Cure Classic
SIU-Edwardsville Tournament

2012

RECORD: 8-7-3 • C-USA: 4-2-2
H: 5-2-1 • A: 2-2-2 • N: 1-3-0

COACH: RICHIE GRANT

8-24	Wisconsin	L	3-4
9-3	Belmont	W	2ot 2-1
9-7	vs. College of Charleston^	L	0-2
9-9	at #23 Furman^	T	2ot 2-2
9-14	vs. #20 Washington\$	L	ot 0-1
9-16	vs. Fairleigh Dickinson&	W	1-0
9-22	Drake	W	5-0
9-26	Marshall*	L	ot 0-1
9-30	at Kentucky*	T	2ot 2-2
10-3	at Missouri State	L	ot 0-1
10-9	Central Arkansas	W	1-0
10-13	Tulsa*	T	2ot 2-2
10-20	at South Carolina*	W	2-1
10-24	at UCF*	L	2ot 3-4
10-27	at FIU*	W	2ot 2-1
10-31	UAB*	W	3-1
11-1	#14 SMU	W	2-1

C-USA Tournament (UAB)

11-7	Kentucky	L	0-1
------	----------	---	-----

^ Furman Diadora/Spinx tournament
\$ UAB Soccer for a Cure Classic

2013

RECORD: 9-8-1 • THE AMERICAN: 3-5-0
H: 6-3-0 • A: 1-5-0 • N: 2-0-1

COACH: RICHIE GRANT

8-30	vs. Cal State Fullerton^	W	1-0
9-1	at Cal State Northridge^	L	1-4
9-6	UMKC	W	1-0
9-8	Oral Roberts	W	2-1
9-13	vs. East Tennessee St.\$	T	2ot 0-0
9-15	vs. #21 Charlotte\$	W	2-1

9-21	at Cincinnati*	W	2-0
9-24	Mercer	W	3-1
9-28	Rutgers*	L	0-1
10-2	#15 UAB	L	1-2
10-5	USF*	W	2-0
10-9	at UCF*	L	0-1
10-12	at #15 Connecticut*	L	0-3
10-16	Central Arkansas	W	ot 2-1
10-19	at Temple*	L	1-2
10-23	SMU*	W	3-2
10-26	#6 Louisville*	L	1-2

The American Tournament

11-9	at UCF	L	ot 1-2
------	--------	---	--------

^ Ryan Rossi Memorial Tournament
\$ UAB "Soccer for a Cure" Classic

2014

RECORD: 9-7-2 • THE AMERICAN: 3-4-1
H: 4-2-0 • A: 3-5-1 • N: 2-0-1

COACH: RICHARD MULROONEY

8-29	at UAB	L	1-3
9-3	SIU-Edwardsville	W	2-1
9-6	#15 Saint Louis	W	4-0
9-12	vs. Stony Brook^	W	1-0
9-14	vs. Missouri State^	T	2ot 0-0
9-19	at Lipscomb\$	L	3-4
9-21	vs. Belmont\$	W	3-0
9-27	at UCF*	T	2ot 1-1
9-30	at Central Arkansas	W	1-0
10-4	Connecticut*	L	0-1
10-8	at SMU*	L	0-2
10-11	UCF*	W	3-2
10-15	at Oral Roberts	W	3-0
10-17	at Tulsa*	L	0-2
10-22	Cincinnati*	L	1-2
10-25	at USF*	W	2-1
11-1	Temple*	W	1-0

The American Tournament

11-8	at USF	L	2-4
------	--------	---	-----

^ SMU Invitational
\$ Hyatt Place Select Lipscomb Invitational

2015

RECORD: 3-10-4 • THE AMERICAN: 1-4-3
H: 2-4-2 • A: 1-5-2 • N: 0-0-0

COACH: RICHARD MULROONEY

8-28	UAB	L	1-3
8-31	Northern Kentucky	L	0-1
9-4	at #14 Saint Louis	L	0-3
9-6	at SIU Edwardsville	L	0-2
9-12	at #15 Kentucky	T	2ot 0-0
9-22	at #24 Louisville	L	0-4
9-26	UCF*	T	2ot 2-2
9-30	Central Arkansas	W	3-1
10-3	at UConn*	W	2ot 1-0
10-7	SMU*	L	1-3
10-10	at Temple*	L	0-4
10-13	Georgia State	W	2-1
10-16	#12 USF*	T	2ot 0-0
10-21	at Cincinnati*	T	2ot 3-3
10-24	at UCF*	L	0-1
10-31	Tulsa*	L	0-3

MEMPHIS TIGERS SOCCER

ALL-TIME SERIES RESULTS

Air Force

MEMPHIS LEADS 1-0-0

9-15-2006	A		W	3-1
-----------	---	--	---	-----

Alabama A&M

MEMPHIS LEADS 10-6-0

1982	A		L	0-11
11-5-1983	H		L	0-2
11-2-1984	A		L	1-4
10-11-1985	H		W	1-0
9-30-1987	A		L	ot 4-5
8-31-1988	H		W	4-1
9-24-1989	A		L	1-2
10-14-1994	H		W	1-0
10-27-1996	H		W	6-0
10-22-1997	H		W	10-1
11-5-2000	H		W	2-1
10-25-2003	H		W	2-1
9-13-2005	H		W	7-0
10-31-2007	H		W	1-0
10-28-2009	H		L	1-3
11-3-2010	H		W	8-0

Alabama-Huntsville

ALABAMA HUNTSVILLE LEADS 4-3-2

1982	H		L	2-4
9-11-1983	A		L	1-4
9-14-1984	H		L	1-2
10-16-1985	A		L	0-3
10-1-1986	H		W	3-0
10-21-1987	A		W	5-1
9-24-1988	H		T	1-1
9-23-1989	A		W	2-1
11-3-1990	H		T	ot 1-1

Appalachian State

APPALACHIAN STATE LEADS 1-0-1

9-4-1985	A		L	0-1
10-18-1986	H		T	0-0

Belhaven

MEMPHIS LEADS 7-2-0

1982	H		L	1-4
10-29-1983	A		L	0-2
10-27-1984	H		W	3-2
10-26-1985	A		W	3-2
9-6-1986	H		W	1-0
10-9-1987	A		W	4-2
10-1-1988	H		W	3-1
10-27-1989	A		W	2-1
10-10-1990	H		W	2-1

Belmont

MEMPHIS LEADS 13-1-0

11-2-1996	H		W	6-0
9-21-1997	A		L	1-2
10-7-1998	H		W	1-0
10-24-1999	A		W	3-0
9-1-2000	H		W	4-0

10-9-2001	A		W	5-1
11-6-2002	H		W	7-1
11-4-2003	A		W	5-1
11-2-2004	H		W	5-0
8-27-2006	A		W	ot 2-1
9-1-2010	H		W	4-0
9-1-2011	A		W	3-2
9-3-2012	H		W	2ot 2-1
9-21-2014	N		W	3-0

Birmingham-Southern

MEMPHIS LEADS 1-0-0

9-2-2000	H		W	3-1
----------	---	--	---	-----

Bowling Green

BOWLING GREEN LEADS 2-0-1

10-7-1989	A		L	1-3
8-31-1996	A		T	ot 1-1
9-6-1997	H	#23	L	0-5

Bradley

BRADLEY LEADS 2-1-2

9-9-1989	A		T	ot 1-1
10-6-1990	H		L	0-2
8-29-2008	H	#21	L	0-4
9-4-2009	A		T	1-1
9-16-2011	A	#18	W	1-0

Cal State Fullerton

MEMPHIS LEADS 2-1-0

9-3-2006	H		W	1-0
9-7-2007	A		L	0-2
8-30-2013	N		W	1-0

Cal State Northridge

CAL STATE NORTHRIDGE LEADS 1-0-1

9-9-2007	N		T	2ot 0-0
9-1-2013	A		L	1-4

Centenary

MEMPHIS LEADS 7-2-0

11-1-1992	H		W	4-0
10-30-1993	A		L	0-1
9-28-1994	H		W	ot 4-2
10-20-1995	A		L	2-4
9-4-1999	H		W	4-2
9-6-2003	H		W	2-1
9-3-2004	H		W	1-0
9-3-2005	H		W	4-0
9-29-2007	H		W	5-0

Central Arkansas

MEMPHIS LEADS 10-1-0

9-20-1998	H		W	5-1
10-29-1999	H		L	2-4
10-24-2007	H		W	3-0
10-29-2008	A		W	5-1
9-20-2009	H		W	2-0
10-5-2010	H		W	ot 2-1

10-26-2011	A		W	2-1
10-9-2012	H		W	1-0
10-16-2013	H		W	ot 2-1
9-30-2014	A		W	1-0
9-30-2015	H		W	3-1

Charlotte

CHARLOTTE LEADS 8-4-2

9-3-1988	A		L	0-3
9-23-1990	N		L	0-4
9-10-1995	A		L	1-6
9-15-1996	H	#12	L	0-1
10-12-1997	A		L	2-3
10-11-1998	H	#23	L	2-3
9-12-1999	H		W	3-2
9-23-2000	A		L	2o 3-4
9-7-2001	H		T	2o 1-1
11-9-2002	A		W	2-1
11-8-2003	H		T	2o 1-1
9-25-2004	A		W	3-1
9-11-2010	N		L	0-4
9-15-2013	N	#21	W	2-1

Christian Brothers

MEMPHIS LEADS 13-2-1

11-8-1985	H		W	6-0
9-12-1986	H		W	3-0
9-23-1987	H		W	4-1
10-27-1988	H		L	0-1
10-18-1989	H		W	1-0
10-14-1990	H		W	3-2
10-2-1991	H		T	ot 2-2
10-28-1992	H		W	3-2
10-27-1993	H		W	1-0
10-26-1994	H		W	4-0
10-25-1995	H		W	5-1
10-30-1996	H		W	5-0
10-30-1997	H		W	6-1
11-1-1998	A		W	3-0
9-22-1999	H		L	1-3
11-1-2000	A		W	4-3

Cincinnati

CINCINNATI LEADS 13-11-1

11-9-1984	N		W	6-1
11-16-1985	H		L	1-3
11-8-1986	N		W	2-0
11-5-1988	N		L	0-3
11-4-1989	H		L	0-1
9-29-1990	N		L	ot 3-4
9-28-1991	A		W	2-1
11-8-1991	N		L	0-2
10-11-1992	H		W	2-0
10-10-1993	A		L	0-3
10-2-1994	H		W	8-0
10-1-1995	A		L	0-2
9-29-1996	H		W	3-0
10-3-1997	A		L	ot 2-3
10-2-1998	H		L	0-3
10-9-1999	H		W	1-0
9-17-2000	A		W	2-1

11-9-2000	N		W	2-1
10-20-2001	H		L	0-1
9-14-2002	A		L	2-4
10-1-2003	H		L	0-2
9-29-2004	A		W	2-0
9-21-2013	A		W	2-0
10-22-2014	H		L	1-2
10-21-2015	A		T	3-3

Clemson

CLEMSON LEADS 1-0-0

9-1-2006	H	#5	L	0-2
----------	---	----	---	-----

Coastal Carolina

MEMPHIS LEADS 1-0-0

10-3-1993	A		W	2-1
-----------	---	--	---	-----

College of Charleston

CHARLESTON LEADS 1-0-0

9-7-2012	N		L	0-2
----------	---	--	---	-----

Connecticut

CONNECTICUT LEADS 2-1-0

10-12-2013	A	#15	L	0-3
10-4-2014	H		L	0-1
10-3-2015	A		W	ot 1-0

Covenant

MEMPHIS LEADS 1-0-0

1982	H		W	4-3
------	---	--	---	-----

Creighton

CREIGHTON LEADS 4-0-1

9-1-2001	A	#1	T	2o 0-0
9-16-2005	A	#15	L	1-3
10-7-2006	H		L	2-3
10-7-2007	H	#10	L	1-3
10-8-2008	A	#3	L	0-1

Davidson

MEMPHIS LEADS 1-0-0

9-4-1988	N		W	5-3
----------	---	--	---	-----

Dayton

SERIES TIED 1-1-0

10-8-1993	A		L	0-3
9-30-1994	H		W	3-1

Denver

MEMPHIS LEADS 1-0-0

9-17-2006	A		W	2-1
-----------	---	--	---	-----

DePaul

MEMPHIS LEADS 12-4-1

9-15-1990	A		W	2-1
10-5-1991	N		W	2-1
9-26-1992	A		W	2-0

DePaul

MEMPHIS LEADS 12-4-1

9-24-1993	H		W	3-1
9-16-1994	A		L	1-2
11-11-1994	N		W	2-0
9-17-1995	H		T	ot 0-0
10-6-1996	A		W	1-0
10-24-1997	H		W	1-0
11-4-1997	H		W	3-1
9-25-1998	A		W	3-2
10-17-1999	H		L	ot 3-4
10-13-2000	A		W	3-1
11-10-2001	H		W	4-1
10-5-2002	A		L	1-2
10-11-2003	H		L	0-2
10-15-2004	A		W	2-1

Duke

SERIES TIED 2-2-0

9-2-2001	N		L	1-2
9-18-2005	A		L	2-3
9-13-2009	N	#23	W	4-3
9-22-2012	W		W	5-0

Duquesne

MEMPHIS LEADS 2-1-0

10-19-1997	H		W	5-1
10-18-1998	A		L	ot 0-1
10-18-2003	H		W	2-1

Duke

DUKE LEADS 1-0-0

10-29-1994	A		L	0-4
------------	---	--	---	-----

Earlham College

MEMPHIS LEADS 1-0-0

9-1-1985	H		W	4-0
----------	---	--	---	-----

East Carolina

MEMPHIS LEADS 4-0-1

9-29-2001	H		W	3-2
10-11-2002	A		W	ot 2-1
9-26-2003	H		T	2o 2-2
11-6-2004	A		W	4-0
10-9-2005	H		W	7-2

East Tennessee State

ALL-TIME SERIES RESULTS

FIU

MEMPHIS LEADS 5-3-0

11-10-2007	H		W	ot 1-0
10-12-2008	A		W	2-1
10-17-2009	H		W	1-0
10-12-2010	A		L	0-2
10-8-2011	H		W	3-0
10-27-2012	A		W	2ot 2-1

FLORIDA TECH

FLORIDA TECH LEADS 1-0-0

9-1-1990	H		L	0-5
----------	---	--	---	-----

FORDHAM

MEMPHIS LEADS 1-0-0

9-18-1999	N		W	3-2
-----------	---	--	---	-----

FURMAN

SERIES TIED 0-0-1

9-9-2012	A	#23	T	2ot 2-2
----------	---	-----	---	---------

GEORGIA STATE

GEORGIA STATE LEADS 6-2-1

1982	A		L	1-5
10-8-1983	H		L	0-3
10-7-1984	A		L	0-1
10-18-1985	H		L	0-2
10-11-1986	A		L	1-4
10-16-1987	H		L	1-3
10-23-1988	A		T	2-2
9-13-1989	H		W	5-0
10-13-2015	H		W	2-1

HARTWICK

MEMPHIS LEADS 1-0-0

9-17-1999	A		W	1-0
-----------	---	--	---	-----

ILLINOIS STATE

SERIES TIED 1-1-1

10-4-1986	A		T	ot 2-2
10-3-1987	H		W	1-0
9-10-1989	A		L	1-5

INDIANA

INDIANA LEADS 2-0-0

9-16-1987	A		L	1-3
11-15-1993	A		L	0-6

IONA

MEMPHIS LEADS 1-0-0

9-19-2003	N		W	2-0
-----------	---	--	---	-----

IPFW

MEMPHIS LEADS 1-0-0

9-21-2007	N		W	4-0
-----------	---	--	---	-----

JOHN BROWN

MEMPHIS LEADS 2-1-0

9-8-1984	H		W	5-0
11-2-1985	A		L	0-1
11-11-1986	H		W	2-0

KENTUCKY

KENTUCKY LEADS 5-4-4

9-14-1991	H		W	1-0
10-23-1992	A		L	1-2
10-21-2005	A		W	ot 2-1
10-28-2006	A	#14	L	1-3
11-3-2006	N	#13	L	1-3
10-13-2007	H		W	3-1
11-7-2008	A	#23	T	2o 0-0
10-10-2009	H		L	1-2
10-17-2010	A		T	2o 1-1
10-23-2011	H		W	2-0
9-30-2012	A		T	2ot 2-2
11-7-2012	N		L	0-1
9-12-2015	A	#15	T	2ot 0-0

LIBERTY

LIBERTY LEADS 2-0-0

10-30-1989	H		L	0-1
10-20-1990	A		L	1-2

LINDENWOOD

SERIES TIED 0-0-2

9-25-1983	H		T	1-1
9-23-1984	A		T	3-3

LIPSCOMB

MEMPHIS LEADS 6-1-0

10-24-2000	H		W	10-0
11-7-2001	H		W	10-0
9-11-2002	H		W	7-0
10-14-2003	H		W	2-1
11-8-2004	A		W	6-0
8-28-2011	H		W	4-1
9-19-2014	A		L	3-4

LOUISIANA-MONROE

LOUISIANA-MONROE LEADS 1-0-1

9-7-1984	A		L	1-6
9-13-1985	H		T	1-1

LOUISVILLE

MEMPHIS LEADS 12-8-2

10-2-1983	N		L	0-3
11-17-1985	H		W	2-0
11-7-1987	N		T	1-1
11-6-1988	A		L	0-2
11-5-1989	H		W	4-1
9-30-1990	N		W	4-1
9-29-1991	N		T	ot 2-2
9-4-1993	H		W	4-0
9-24-1995	H		W	3-1
10-18-1996	A		W	6-1
10-5-1997	A		W	3-1
10-4-1998	H		W	2-1
10-22-1999	A		L	0-1
10-7-2000	H		W	1-0
11-4-2001	A		L	ot 3-4
10-19-2002	H		L	1-3
9-12-2003	A		L	2o 3-4
10-6-2004	H		W	1-0
8-25-2006	A		W	ot 4-3
8-31-2007	H		W	1-0
10-26-2013	H	#6	L	1-2
9-22-2015	A	#24	L	0-4

LYNN

LYNN LEADS 1-0-0

9-1-1991	H		L	ot 1-3
----------	---	--	---	--------

MARQUETTE

MARQUETTE LEADS 10-6-1

9-17-1988	N		L	0-3
9-22-1991	H		W	1-0
9-27-1992	A		W	1-0
9-26-1993	H		T	ot 1-1
11-6-1993	H		W	2-1
9-18-1994	A		L	0-1
9-20-1995	A		L	1-4
10-4-1996	H		L	0-2
10-26-1997	H	#17	L	ot 3-4
9-27-1998	A		L	0-1
11-13-1998	N		W	3-0
10-1-1999	A		L	0-1
10-21-2000	H		W	1-0
10-14-2001	A		L	1-2
10-30-2002	H		L	1-2
10-4-2003	A		L	2-3
10-2-2004	H		W	3-1

MARSHALL

MARSHALL LEADS 6-2-0

10-23-2005	A		L	0-1
10-25-2006	H		W	3-0
10-17-2007	A		W	2-1
11-1-2008	H		L	1-2
10-21-2009	A		L	1-2
9-18-2010	H		L	2ot 1-2
10-1-2011	A		L	0-3
9-26-2012	H		L	ot 0-1

MERCER

MEMPHIS LEADS 3-0-0

10-24-1988	A		W	5-0
9-23-2007	N		W	2-1
9-24-2013	H		W	3-1

MIAMI, OHIO

MEMPHIS LEADS 1-0-0

10-8-1989	N		W	4-2
-----------	---	--	---	-----

MILLSAPS

SERIES TIED 1-1-0

1982	H		W	3-0
10-30-1983	A		L	0-3

MILWAUKEE

SERIES TIED 1-1-0

10-3-1999	A		L	1-2
9-14-2003	N		W	3-2

MISSISSIPPI

SERIES TIED 1-1-0

1982	H		L	0-1
11-20-1983	H		W	4-0

MISSOURI-SAINT LOUIS

MISSOURI-SAINT LOUIS LEADS 5-0-0

9-21-1984	A		L	0-5
9-21-1985	H		L	2-4
9-21-1986	A		L	1-2
9-19-1987	H		L	1-3
9-9-1988	A		L	2-3

MISSOURI S&T

MEMPHIS LEADS 3-2-0

10-25-1984	H		L	2-3
9-28-1985	A		W	4-1
10-5-1986	N		W	2-1
10-30-1986	H		W	2-1
10-13-1989	H		L	1-2

MISSOURI STATE

SERIES TIED 5-5-2

10-18-1987	H		W	8-1
10-27-1991	A		L	2-4
10-16-1992	H		W	3-0
9-7-1996	H		W	2-0
8-31-1997	A		T	ot 1-1
9-5-1998	N	#23	L	0-1
9-5-1999	H		L	0-3
9-24-2008	H		W	2-0
10-26-2010	A		L	0-2
9-4-2011	H		W	1-0
10-3-2012	A		L	ot 0-1
9-14-2014	N		T	ot 0-0

NEBRASKA-OMAHA

MEMPHIS LEADS 1-0-0

10-11-2011	H		W	5-0
------------	---	--	---	-----

NEW HAMPSHIRE

NEW HAMPSHIRE LEADS 1-0-0

9-5-2008	N		L	ot 0-1
----------	---	--	---	--------

NEW MEXICO

NEW MEXICO LEADS 3-2-0

9-21-1990	N		L	1-2
10-6-1991	A		L	0-1
9-23-1994	N		L	0-2
11-4-1995	H		W	5-2
9-10-2000	N		W	6-2

NICHOLLS

MEMPHIS LEADS 1-0-0

9-8-1990	H		W	6-0
----------	---	--	---	-----

NORTH FLORIDA

MEMPHIS LEADS 1-0-0

9-10-2010	N		W	6-0
-----------	---	--	---	-----

NORTH TEXAS

MEMPHIS LEADS 1-0-0

9-13-1987	A		W	3-2
-----------	---	--	---	-----

NORTHERN KENTUCKY

NORTHERN KENTUCKY LEADS 1-0-0

8-31-2015	H		L	0-1
-----------	---	--	---	-----

NORTHEASTERN

MEMPHIS LEADS 1-0-0

9-7-2002	H		W	2-1
----------	---	--	---	-----

NORTHEASTERN ILLINOIS

MEMPHIS LEADS 1-0-0

9-25-1994	N		W	ot 5-1
-----------	---	--	---	--------

OHIO STATE

OHIO STATE LEADS 1-0-0

11-19-2004	A	#30	L	0-1
------------	---	-----	---	-----

ORAL ROBERTS

MEMPHIS LEADS 8-2-0

10-11-1989	H		W	3-1
10-22-1993	H		W	2-0
10-16-1994	H		W	4-0
10-31-1999	H		W	3-0
9-4-2004	H		L	0-1
9-5-2005	H	#23	W	4-3
8-31-2008	H		W	4-3
9-3-2010	H		L	0-1
9-8-2013	H		W	2-1
10-15-2014	A		W	3-0

PORTLAND

SERIES TIED 1-1-0

9-3-1995	A	#19	L	0-7
9-7-1997	H	#8	W	3-1

QUINCY COLLEGE

SERIES TIED 1-1-0

10-25-1992	H		W	2-1
9-19-1993	A		L	0-2

RADFORD

RADFORD LEADS 1-0-0

10-21-1990	A		L	0-2
------------	---	--	---	-----

RHODES

MEMPHIS LEADS 13-1-1

1982	H		W	4-0
1982	A		T	2-2
9-14-1983	H		W	6-0
11-12-1983	A		W	2-1
9-12-1984	H		W	3-2
11-17-1984	H		L	2-3
9-11-1985	H		W	2-0
11-13-1985	H		W	2-0
9-10-1986	H		W	2-1
11-11-1986	A		W	5-1
9-9-1987	H		W	7-1
9-28-1988	H		W	9-0
10-25-1989	H		W	6-0
9-2-1990	H		W	6-1
8-31-1991	H		W	3-1

ALL-TIME SERIES RESULTS

MEMPHIS TOPS No. 23 DRAKE 4-3 IN 2009



STETSON

MEMPHIS LEADS 1-0-1

10-1-2000	N		W	5-2
9-22-2002	A		T	3-3

STONY BROOK

MEMPHIS LEADS 1-0-0

9-12-2014	N		W	1-0
-----------	---	--	---	-----

TCU

TCU LEADS 2-1-1

1982	A		L	1-3
9-3-1983	H		T	2-2
9-21-2001	A		L	2-4
8-30-2002	H		W	2o 3-2

TEMPLE

TEMPLE LEADS 2-1-0

10-19-2013	A		L	1-2
11-1-2014	H		W	1-0
10-10-2015	A		L	0-4

TENNESSEE

MEMPHIS LEADS 2-1-1

1982	A		L	2-3
10-15-1983	H		W	2-1
10-21-1984	A		T	1-1
10-20-1985	H		W	4-1

TENNESSEE TECH

MEMPHIS LEADS 3-0-0

1982	H		W	3-1
9-17-1983	A		W	3-0
11-5-1984	H		W	4-1

TRUMAN STATE

TRUMAN STATE LEADS 1-0-0

1982	A		L	0-1
------	---	--	---	-----

TULSA

TULSA LEADS 5-4-3

9-8-1996	A		W	3-0
8-30-1997	N		W	ot 3-2
9-30-2005	A	#17	T	2ot 1-1
9-30-2006	H		W	3-0
10-5-2007	A	#14	T	2ot 2-3
10-26-2008	H	#11	L	1-5
11-1-2009	A	#1	L	0-2
10-2-2010	H	#5	L	1-2
10-16-2011	A		W	3-0
10-13-2012	H		T	2ot 2-2
10-17-2014	A		L	0-2
10-31-2015	H		L	0-3

UAB

UAB LEADS 19-18-0

1982	A		L	2-3
9-24-1983	H		W	2-1
10-5-1984	A		W	3-2
10-4-1985	H		W	4-0
10-12-1986	A		W	2-1
9-25-1987	A		W	3-2
10-19-1988	A		W	6-0
9-21-1991	H		W	2-1
10-4-1992	A		W	4-1
11-7-1992	N		W	4-0
10-24-1993	H		L	1-3
11-5-1993	H		W	2-1
10-23-1994	A		L	2-3
11-12-1994	A		L	1-2
10-15-1995	H		L	0-1
10-20-1996	A		L	1-3
10-10-1997	A		L	1-2
10-9-1998	H		L	0-2
10-14-1999	A		L	1-5
10-18-2000	H	#18	L	2o 1-2
10-17-2001	A	#8	W	3-2
10-23-2002	H		L	1-3
10-8-2003	A		W	1-0
10-27-2004	H	#17	W	2-0
11-14-2004	N	#23	W	3-2
10-15-2005	A		L	1-2
11-9-2005	N		W	2-1
10-11-2006	H		W	3-2
10-2-2007	A		L	2ot 0-1
9-27-2008	H		L	0-2
10-14-2009	A	#25	L	0-1
11-5-2010	H		W	2-0
10-19-2011	A		L	0-1
10-31-2012	H		W	3-1
10-2-2013	H		L	1-2
8-29-2014	A		L	1-3
8-28-2015	H		L	1-3

UALR

MEMPHIS LEADS 5-2-1

10-14-1987	H		L	ot 1-2
9-6-1989	H		W	ot 2-1
10-31-1990	A		W	3-0
10-9-1991	H		L	1-2
9-13-1992	A		W	2-0
9-8-1993	H		W	1-0
9-11-1994	A		T	ot 3-3
9-13-1995	H		W	5-1

UCF

UCF LEADS 9-6-3

9-20-1992	A		W	2-0
9-24-2000	N		W	7-1
10-30-2005	H		W	3-0
10-4-2006	A		L	0-1
9-14-2007	H		T	2ot 1-1

UCF

UCF LEADS 9-6-3

9-20-2008	A		L	0-1
11-12-2008	N		L	0-1
9-26-2009	H		W	3-2
10-9-2010	A		L	0-3
10-29-2011	H	#9	W	3-2
11-9-2011	N		L	ot 4-3
10-24-2012	A		L	2ot 3-4
10-9-2013	A		L	0-1
11-9-2013	A		L	ot 1-2
9-27-2014	A		T	ot 1-1
10-11-2014	H		W	3-2
9-26-2015	H		T	2ot 2-2
10-24-2015	H		L	0-1

UC IRVINE

UC IRVINE LEADS 1-0-0

9-14-2008	N		L	1-3
-----------	---	--	---	-----

UC SANTA BARBARA

MEMPHIS LEADS 1-0-0

9-13-1998	N		W	2-1
-----------	---	--	---	-----

UIC

SERIES TIED 1-1-2

9-3-1994	H		W	4-1
9-9-2001	H		L	0-4
10-17-2004	A		T	2ot 1-1
9-9-2011	N		T	2ot 1-1

UMKC

SERIES TIED 2-2-0

9-9-2006	H		W	6-2
9-11-2009	N		L	1-3
9-24-2010	N		L	1-2
9-6-2013	H		W	1-0

UNC WILMINGTON

SERIES TIED 1-1-0

10-13-2002	A		W	3-2
9-5-2003	A		L	2-3

UNLV

MEMPHIS LEADS 1-0-0

9-11-1998	A		W	2-1
-----------	---	--	---	-----

USF

USF LEADS 14-2-2

10-19-1984	H		L	0-2
9-18-1992	A		L	0-4
10-13-1995	H		L	0-4
9-22-1996	A		L	1-6
11-15-1996	A		L	0-3
9-19-1997	H		T	ot 2-2
11-8-1997	A		L	2-4

USF

USF LEADS 14-2-2

9-18-1998	A		T	2o 3-3
11-15-1998	A		L	2-4
11-5-1999	H		L	0-1
9-29-2000	A		W	ot 3-2
10-28-2001	H		L	2-5
9-20-2002	A		L	2-4
11-1-2003	H		L	1-2
10-9-2004	A	#10	L	0-2
10-5-2013	H		W	2-0
10-25-2014	A		W	2-1
11-8-2014	A		L	2-4
10-16-2015	H	#12	T	0-0
11-7-2015	A	#14	L	0-1

UT MARTIN

MEMPHIS LEADS 3-0-0

1982	H		W	3-1
10-9-1983	H		W	5-1
1984	H		W	7-2

VANDERBILT

MEMPHIS LEADS 11-7-2

1982	H		T	0-0
9-16-1983	A		L	1-2
8-31-1984	H		W	5-1
9-18-1985	A		L	0-3
9-17-1986	H		W	1-0
10-28-1987	A		L	2-4
10-14-1988	H		W	2-0
10-4-1989	A		W	2-0
10-12-1990	H		W	2-1
11-2-1991	A		L	1-3
9-6-1992	H		W	1-0
10-20-1993	A		L	1-5
10-9-1994	H		T	3-3
10-27-1995	A		W	5-2
9-20-1996	H		W	ot 3-2
9-14-1997	A		W	3-2
9-30-2001	H		W	4-1
9-29-2002	A		W	4-0
9-19-2004	A		L	2o 0-1
9-24-2005	H		L	3-4

VERMONT

VERMONT LEADS 1-0-1

9-7-2008	A		L	ot 0-1
9-18-2009	H		T	2o 0-0

VIRGINIA TECH

MEMPHIS LEADS 1-0-3

10-1-1983	N		T	0-0
11-10-1984	N		T	1-1
11-9-1986	A		W	3-1
11-8-1987	N		T	2-2

WAKE FOREST

MEMPHIS LEADS 2-1-0

9-9-1983	A		L	0-6
9-29-1984	H		W	2-1
9-6-1985	A	#9	W	2-1

WASHINGTON

WASHINGTON LEADS 2-0-0

9-4-1995	N		L	1-8
9-14-2012	N	#20	L	ot 0-1

WEST VIRGINIA

MEMPHIS LEADS 1-0-0

9-5-1993	H		W	2-0
----------	---	--	---	-----

WESTERN ILLINOIS

WESTERN ILLINOIS LEADS 3-0-0

9-6-1998	A		L	ot 1-2
9-8-2000	N		L	0-3
9-12-2008	N		L	0-1

WESTERN KENTUCKY

MEMPHIS LEADS 7-5-1

9-28-1986	A		L	0-1
10-30-1987	H		L	0-2
9-16-1988	A		T	2-2
9-28-1989	H		L	ot 0-1
10-7-1992	H		W	1-0
9-10-1993	A		W	4-2
10-25-1996	H		W	2-0
9-12-1997	A		W	5-2
10-25-1998	H		W	5-1
10-7-1999	A		L	0-2
9-13-2000	H		L	0-1
9-28-2002	A		W	4-0
9-10-2004	H		W	2-1

WESTERN MICHIGAN

MEMPHIS LEADS 1-0-0

9-4-1994	H		W	3-0
----------	---	--	---	-----

WISCONSIN

SERIES TIED 1-1-0

9-11-2011	A		W	2-1
8-24-2012	H		L	3-4

WISCONSIN-PARKSIDE

WISCONSIN-PARKSIDE LEADS 1-0-0

9-16-1990	A		L	0-4
-----------	---	--	---	-----

XAVIER

MEMPHIS LEADS 1-0-0

9-27-1986	N		W	4-2
-----------	---	--	---	-----

*Rankings listed are at time of game

MEDIA

COACHING STAFF

PLAYERS

2015 REVIEW

HISTORY

23

RECORD VS OPPONENTS BY CONFERENCE

AMERICAN ATHLETIC

29-54-10	
Cincinnati	11-13-1
Connecticut	1-2
SMU	3-10
Temple	1-2
Tulsa	4-5-3
UCF	6-9-3
USF	3-14-3

AMERICA EAST

2-1-1	
New Hampshire	1-0
Vermont	0-1-1
Stony Brook	1-0

ATLANTIC-10

9-17-1	
Davidson	1-0
Dayton	1-1
Fordham	1-0
Saint Louis	6-16-1

ATLANTIC COAST

15-11-5	
Clemson	0-1
Duke	0-1
Louisville	12-8-2
Virginia Tech	1-0-3
Wake Forest	2-1

ATLANTIC SUN

8-1-1	
Lipscomb	6-1
North Florida	1-0
Stetson	1-0-1

BIG EAST

19-18-3	
Creighton	0-4-1
DePaul	12-4-1
Marquette	6-10-1
Xavier	1-0

BIG SOUTH

1-3	
Coastal Carolina	1-0
Liberty	0-2
Radford	0-1

BIG TEN

1-5	
Indiana	0-2
Ohio State	0-1
Rutgers	0-1
Wisconsin	1-1

BIG WEST

3-3-1	
Cal State Fullerton	2-1
Cal State Northridge	0-1-1
UC Irvine	0-1
UC Santa Barbara	1-0

COLONIAL ATHLETIC

2-2	
College of Charleston	0-1
Northeastern	1-0
UNC Wilmington	1-1

CONFERENCE USA

38-48-9	
Charlotte	4-8-2
FAU	0-0-1
FIU	5-3
Kentucky	4-5-4
Marshall	2-6
New Mexico	2-3
South Carolina	3-5-2
UAB	18-19

HORIZON LEAGUE

15-4-2	
Belmont	13-1
Milwaukee	1-1
Northern Kentucky	0-1
UIC	1-1-2

METRO ATLANTIC (MAAC)

1-0	
Iona	1-0

MID-AMERICA (MAC)

2-2-1	
Bowling Green	0-2-1
West Virginia	1-0
Western Michigan	1-0

MISSOURI VALLEY

26-21-5	
Bradley	1-2-1
Central Arkansas	10-1
Drake	2-2
Evansville	3-6-1
Missouri State	5-5-2
SIU Edwardsville	5-5-1

NORTHEAST CONFERENCE

1-0	
Fairleigh Dickinson	1-0

PAC-12

0-2	
Washington	0-2

SOUTHERN CONFERENCE

3-0-2	
East Tennessee State	0-0-1
Furman	0-0-1
Mercer	3-0

SUMMIT LEAGUE

13-5	
Denver	1-0
Eastern Illinois	2-0
IPFW	1-0
Nebraska-Omaha	1-0
Oral Roberts	8-2
Western Illinois	0-3

SOUTHWESTERN ATHLETIC (SWAC)

10-6	
Alabama A&M	10-6

SUN BELT

3-6-1	
Georgia State	2-6-1
Hartwick	1-0

WEST COAST CONFERENCE

2-1	
Portland	1-1
San Francisco	1-0

WESTERN ATHLETIC CONFERENCE

4-2	
Air Force	1-0
UMKC	2-2
UNLV	1-0

NAIA

9-3	
Belhaven	7-2
John Brown	2-1

NCAA DIVISION II

26-19-5	
Alabama-Huntsville	3-4-2
Christian Brothers	13-2-1
Drury	2-1
Florida Tech	0-1
Lindenwood	0-0-2
Lynn	1-1
Missouri-Saint Louis	0-5
Missouri S&T	3-2
Quincy College	1-1
Southern Indiana	3-0
Truman State	0-1
Wisconsin Parkside	0-1

NCAA DIVISION III

24-4-1	
Birmingham-Southern	1-0
Centenary	7-2
Covenant	1-0
Earlham College	1-0
Millsaps	1-1
Rhodes	13-1-1

NO LONGER A VARSITY PROGRAM

52-28-11	
East Carolina	4-0-1
Eastern Michigan	1-0
Illinois State	1-1-1
Louisiana-Monroe	0-1-1
Miami, Ohio	1-0
Mississippi	1-1
Nicholls	1-0
North Texas	1-0
South Alabama	5-7-1
Southeast Missouri	4-1-1
Southern Miss	1-0
TCU	1-2-1
Tennessee	2-1-1
UT Martin	3-0
Tennessee Tech	3-0
UALR	5-2-1
Vanderbilt	11-7-2
Western Kentucky	7-5-1

ALL-TIME RECORD IN OT

TOTAL (OT & 2OT)	W	L	T
85	21	27	37
TOTAL (OT)	W	L	T
44	14	19	11
TOTAL (2OT)	W	L	T
41	7	8	26

MEDIA

COACHING STAFF

PLAYERS

2015 REVIEW

HISTORY

24

ALL-TIME CONFERENCE STANDINGS

1995 - CONFERENCE USA

TEAM	LEAGUE	OVERALL
#UAB	7-0-1	15-4-1
&Saint Louis	6-1-1	15-6-1
USF	5-3-0	8-6-0
Charlotte	5-3-0	11-8-3
Marquette	5-3-0	9-8-4
Cincinnati	4-4-0	6-14-1
Memphis	1-6-1	6-10-2
DePaul	1-6-1	7-10-1
Louisville	0-8-0	3-16-1

1996 - CONFERENCE USA

TEAM	LEAGUE	OVERALL
#Charlotte	7-1-0	19-5-0
#& USF	7-1-0	17-4-0
Saint Louis	5-2-1	5-10-3
UAB	5-3-0	13-6-1
Marquette	4-3-1	12-9-1
Memphis	3-5-0	11-7-1
DePaul	2-6-0	8-10-1
Louisville	1-7-0	6-11-2
Cincinnati	0-6-2	7-12-3

1997 - CONFERENCE USA

TEAM	LEAGUE	OVERALL
#USF	5-1-2	14-7-2
#Marquette	6-2-0	12-6-3
&Saint Louis	5-2-1	16-5-4
UAB	4-3-1	10-8-1
Charlotte	4-4-0	12-7-2
Louisville	3-4-1	7-12-1
Cincinnati	2-4-2	7-8-3
Memphis	2-5-1	10-8-2
DePaul	1-7-0	6-11-0

1998 - CONFERENCE USA

TEAM	LEAGUE	OVERALL
#&USF	6-1-1	12-8-2
#Saint Louis	6-1-1	14-5-1
UAB	5-3-0	12-6-0
Charlotte	5-3-0	11-6-2
Cincinnati	4-3-1	11-5-3
Marquette	3-5-0	9-11-1
Memphis	2-5-1	10-9-1
Louisville	2-6-0	9-11-0
DePaul	1-7-0	5-13-0

1999 - CONFERENCE USA

TEAM	LEAGUE	OVERALL
#&UAB	7-1-0	17-8-0
#Saint Louis	7-1-0	17-4-2
Marquette	5-3-0	10-9-0
Louisville	4-4-0	9-8-2
USF	4-4-0	10-8-0
Cincinnati	3-5-0	11-8-1
DePaul	3-5-0	7-8-0
Memphis	2-6-0	7-11-0
Charlotte	1-7-0	5-12-0

2000 - CONFERENCE USA

TEAM	LEAGUE	OVERALL
#&Saint Louis	6-1-1	13-3-3
UAB	5-1-2	14-5-2
Charlotte	5-2-1	8-9-2
Memphis	5-3-0	14-6-0
Cincinnati	3-2-3	7-9-3
Louisville	3-4-1	12-9-1
USF	3-5-0	10-9-0
Marquette	2-6-0	10-7-2
DePaul	0-8-0	1-16-0

2001 - CONFERENCE USA

TEAM	LEAGUE	OVERALL
#&Saint Louis	9-1-0	18-2-0
UAB	7-3-0	15-6-0
USF	7-3-0	15-7-0
Charlotte	5-4-1	9-9-3
Cincinnati	5-4-1	7-8-4
Marquette	5-5-0	12-8-1
Louisville	3-6-1	7-11-1
Memphis	3-6-1	6-9-2
East Carolina	3-7-0	7-11-0
TCU	3-7-0	6-11-1
DePaul	2-6-2	3-13-2

2002 - CONFERENCE USA

TEAM	LEAGUE	OVERALL
#Marquette	7-2-1	10-8-1
#&Saint Louis	7-2-1	15-4-2
Louisville	6-3-1	9-11-2
USF	6-4-0	11-7-0
Cincinnati	5-4-1	11-8-2
UAB	4-4-2	9-7-3
Charlotte	4-5-1	9-7-2
DePaul	4-6-0	8-9-2
Memphis	3-7-0	10-7-1
East Carolina	2-6-2	6-10-2
TCU	2-7-1	3-14-1

2003 - CONFERENCE USA

TEAM	LEAGUE	OVERALL
#Cincinnati	6-2-1	10-4-6
#&Saint Louis	6-2-1	15-4-3
Louisville	5-2-2	11-7-3
Charlotte	4-3-2	7-9-4
USF	4-3-2	7-8-3
UAB	4-3-2	10-5-5
Marquette	4-4-1	9-9-1
DePaul	4-5-0	8-11-0
Memphis	1-6-2	8-8-2
East Carolina	0-8-1	4-10-2

2004 - CONFERENCE USA

TEAM	LEAGUE	OVERALL
#&Memphis	8-1-0	16-4-1
UAB	7-2-0	12-7-0
Cincinnati	5-3-1	7-10-2
USF	5-3-1	10-5-2
Saint Louis	5-3-1	9-8-1
Charlotte	5-4-0	11-7-1
Louisville	2-6-1	5-10-4
Marquette	2-6-1	6-11-1
East Carolina	2-7-0	6-12-0
DePaul	1-7-1	3-14-3

2005 - CONFERENCE USA

TEAM	LEAGUE	OVERALL
#SMU	8-1-0	14-6-3
&South Carolina	7-1-1	12-7-2
UAB	5-3-1	10-7-1
FIU	4-3-2	8-7-2
Marshall	4-3-2	8-9-2
Memphis	3-4-2	8-8-2
Kentucky	3-4-2	6-7-6
Tulsa	2-4-3	7-7-7
UCF	2-6-1	7-8-1
East Carolina	0-9-0	0-15-1

2006 - CONFERENCE USA

TEAM	LEAGUE	OVERALL
#&SMU	5-1-2	17-2-4
Kentucky	5-2-1	14-5-2
Tulsa	5-3-0	9-10-0
South Carolina	4-3-1	11-5-1
UAB	4-3-1	10-6-4
UCF	3-3-2	6-9-2
Memphis	3-5-0	10-8-0
FIU	3-5-0	10-8-0
FIU	2-6-0	6-10-2
Marshall	1-6-1	4-10-2

2007 - CONFERENCE USA

TEAM	LEAGUE	OVERALL
#&Tulsa	6-0-2	15-3-2
SMU	6-1-1	14-5-2
Kentucky	5-3-0	7-10-2
South Carolina	4-2-2	11-6-2
Memphis	3-2-3	10-5-4
Marshall	3-5-0	10-9-1
FIU	2-6-0	5-14-2
UAB	2-6-0	7-11-1
UCF	0-6-2	4-12-2

2008 - CONFERENCE USA

TEAM	LEAGUE	OVERALL
#&Tulsa	7-0-1	16-4-3
Kentucky	6-1-1	12-4-5
Memphis	3-4-1	6-11-2
SMU	3-4-1	10-6-2
South Carolina	2-2-4	8-6-5
UCF	3-4-1	7-11-1
Marshall	3-5-0	3-14-1
UAB	2-5-1	6-10-3
FIU	2-6-0	4-11-2

2009 - CONFERENCE USA

TEAM	LEAGUE	OVERALL
#&Tulsa	6-1-1	15-5-2
Marshall	6-2-0	10-7-2
UAB	5-2-1	12-4-2
Kentucky	5-3-0	13-6-0
Memphis	3-5-0	7-7-2
South Carolina	2-4-2	7-8-3
SMU	2-4-2	6-8-2
UCF	2-5-1	6-7-3
FIU	1-6-1	6-10-1

2010 - CONFERENCE USA

TEAM	LEAGUE	OVERALL
#SMU	7-1-0	16-2-2
UCF	4-1-3	12-5-3
Kentucky	4-2-2	7-8-4
&South Carolina	4-3-1	13-7-2
UAB	4-4-0	10-7-1
Tulsa	3-3-2	12-7-2
Marshall	3-4-1	9-5-4
Memphis	1-6-1	5-11-1
FIU	1-7-0	7-10-0

2011 - CONFERENCE USA

TEAM	LEAGUE	OVERALL
#South Carolina	6-1-1	9-7-3
UAB	6-1-1	13-5-3
UCF	4-3-1	12-6-3
&SMU	4-3-1	13-7-1
Marshall	4-3-1	8-8-1
Memphis	4-4-0	11-6-1
Kentucky	2-5-1	9-9-2
FIU	1-5-2	5-8-4
Tulsa	1-7-0	5-12-0

2012 - CONFERENCE USA

TEAM	LEAGUE	OVERALL
#SMU	6-2-0	10-4-3
&Tulsa	5-2-1	11-5-1
UCF	5-3-0	8-6-3
Memphis	4-2-2	8-6-3
Kentucky	4-3-1	9-8-1
UAB	4-4-0	9-6-2
Marshall	3-5-0	11-5-1
South Carolina	2-5-1	5-11-2
FIU	0-7-1	8-8-2

2013 - THE AMERICAN

TEAM	LEAGUE	OVERALL
#Louisville	5-1-2	11-5-4
Connecticut	4-0-4	12-3-8
UCF	4-1-3	8-5-5
Temple	3-1-4	10-4-4
&USF	2-2-4	8-4-9
Memphis	3-5-0	9-8-1
SMU	2-4-2	3-12-2
Rutgers	2-5-1	7-11-2
Cincinnati	1-7-0	5-12-1

2014 - THE AMERICAN

TEAM	LEAGUE	OVERALL
#Connecticut	6-1-1	10-6-3
&Tulsa	5-2-1	11-6-3
SMU	4-2-2	10-6-2
USF	4-3-1	10-7-3
Memphis	3-4-1	9-7-2
UCF	1-3-4	2-10-6
Cincinnati	2-5-1	5-10-3
Temple	1-6-1	2-14-2

2015 - THE AMERICAN

TEAM	LEAGUE	OVERALL
#SMU	7-0-1	15-3-4
USF	5-1-2	11-6-3
Connecticut	3-3-2	10-6-6
&Tulsa	3-3-2	8-6-7
UCF	3-4-1	7-8-2
Temple	2-6	10-7-2
Memphis	1-4-3	3-10-4
Cincinnati	1-4-3	7-9-3

Denotes Regular-Season Champion
& Denotes Tournament Champion

MEDIA

COACHING STAFF

PLAYERS

2015 REVIEW

HISTORY

25



2004 C-USA CHAMPIONS

ALL-TIME CONFERENCE TOURNAMENT RESULTS

MEDIA

COACHING STAFF

PLAYERS

2015 REVIEW

HISTORY

26

1995 - CONFERENCE USAVALLEY FIELDS
MILWAUKEE, WIS.**FIRST ROUND - NOVEMBER 8**
#9 Louisville 3, #8 DePaul 0**QUARTERFINALS - NOVEMBER 9**
#3 USF 3, #6 Cincinnati 0
#2 Saint Louis 1, #7 Memphis 0
#1 UAB 2, #9 Louisville 0
#4 Charlotte 2, #5 Marquette 1**SEMIFINALS - NOVEMBER 10**
#2 Saint Louis 3, #3 USF 2
#4 Charlotte 2, #1 UAB 0**CHAMPIONSHIP - NOVEMBER 12**
#2 Saint Louis 2, #4 Charlotte 0**1996 - CONFERENCE USA**

CAMPUS SITES (HOST IN ITALICS)

PLAY-IN GAME - NOVEMBER 5
#9 Cincinnati 1, #3 Louisville 0 (OT)**QUARTERFINALS - NOVEMBER 12**
#5 Marquette 2, #4 UAB 0
#2 USF 2, #7 DePaul 0
#6 Memphis 1, #3 Saint Louis 0
#9 Cincinnati 1, #1 Charlotte 0 (OT)USF SOCCER STADIUM
TAMPA, FLA.**SEMIFINALS - NOVEMBER 15**
#2 USF 3, #6 Memphis 0
#5 Marquette 2, #9 Cincinnati 1**CHAMPIONSHIP - NOVEMBER 17**
#2 USF 2, #5 Marquette 1**1997 - CONFERENCE USA**

CAMPUS SITES (HOST IN ITALICS)

PLAY-IN GAME - NOVEMBER 4
#8 Memphis 3, #9 DePaul 1**QUARTERFINALS - NOVEMBER 8-9**
#3 Saint Louis 1, #6 Louisville 0
#1 USF 4, #8 Memphis 2
#2 Marquette 2, #7 Cincinnati 1 (4 OT)
#5 Charlotte 2, #4 UAB 0AUSF SOCCER STADIUM
TAMPA, FLA.**SEMIFINALS - NOVEMBER 14**
#1 USF 2, #5 Charlotte 0
#3 Saint Louis 2, #2 Marquette 0**CHAMPIONSHIP - NOVEMBER 16**
#3 Saint Louis 3, #1 USF 1 (OT)**1998 - CONFERENCE USA**

CAMPUS SITES (HOST IN ITALICS)

PLAY-IN GAME - NOVEMBER 3
#8 Louisville 1, #9 DePaul 0**QUARTERFINALS - NOVEMBER 7-8**
#1 USF 2, #8 Louisville 1
#7 Memphis 1, #2 Saint Louis 0 (OT)
#4 Charlotte 1, #5 Cincinnati 1
(Charlotte advances on PK, 4-3)
#6 Marquette 3, #3 UAB 1 (2ot)USF SOCCER STADIUM
TAMPA, FLA.**SEMIFINALS - NOVEMBER 13**
#7 Memphis 3, #6 Marquette 0
#1 USF 1, #4 Charlotte 0**CHAMPIONSHIP - NOVEMBER 15**
#1 USF 4, #7 Memphis 2**1999 - CONFERENCE USA**WEST CAMPUS FIELD
BIRMINGHAM, ALA.**FIRST ROUND - NOVEMBER 11**
#6 Cincinnati 2, #3 Marquette 1
#5 USF 2, #4 Louisville 0**SEMIFINALS - NOVEMBER 12**
#2 Saint Louis 3, #6 Cincinnati 2 (4 OT)
#1 UAB 4, #5 USF 0**CHAMPIONSHIP - NOVEMBER 14**

#1 UAB 4, #2 Saint Louis 0

2000 - CONFERENCE USAROBERT R. HERMANN STADIUM
ST. LOUIS, MO.**FIRST ROUND - NOVEMBER 9**
#6 Louisville 2, #3 Charlotte 1 (OT)
#4 Memphis 2, #5 Cincinnati 1**SEMIFINALS - NOVEMBER 10**
#2 UAB 2, #6 Louisville 0
#1 Saint Louis 3, #4 Memphis 2**CHAMPIONSHIP - NOVEMBER 12**
#1 Saint Louis 2, #2 UAB 1**2001 - CONFERENCE USA**USF SOCCER STADIUM
TAMPA, FLA.**FIRST ROUND - NOVEMBER 15**
#4 Charlotte 2, #5 Cincinnati 2
(Charlotte adv on PK, 11-10)
#6 Marquette 2, #3 USF 1**SEMIFINALS - NOVEMBER 16**
#1 Saint Louis 4, #4 Charlotte 1
#6 Marquette 4, #2 UAB 1**CHAMPIONSHIP - NOVEMBER 18**
#1 Saint Louis 2, #6 Marquette 0**2002 - CONFERENCE USA**ROBERT R. HERMANN STADIUM
ST. LOUIS, MO.**FIRST ROUND - NOVEMBER 14**
#5 Cincinnati 3, #4 USF 2
#3 Louisville 1, #6 UAB 0**SEMIFINALS - NOVEMBER 15**
#5 Cincinnati 1, #1 Marquette 1
(Cincinnati advances on PK, 3-1)
#2 Saint Louis 3, #3 Louisville 1**CHAMPIONSHIP - NOVEMBER 17**
#2 Saint Louis 3, #5 Cincinnati 2**2003 - CONFERENCE USA**MIKE ROSE STADIUM
MEMPHIS, TENN.**FIRST ROUND - NOVEMBER 13**
#4 Charlotte 2, #5 USF 1
#6 UAB 2, #3 Louisville 1 (OT)**SEMIFINALS - NOVEMBER 14**
#4 Charlotte 1, #1 Cincinnati 0
#2 Saint Louis 5, #6 UAB 1**CHAMPIONSHIP - NOVEMBER 16**
#2 Saint Louis 2, #4 Charlotte 2 (2OT)
(Saint Louis advances on PK, 5-4)**2004 - CONFERENCE USA**CARDINAL PARK STADIUM
LOUISVILLE, KY.**FIRST ROUND - NOVEMBER 12**
#5 Saint Louis 2, #4 USF 0
#6 Charlotte 2, #3 Cincinnati 0**SEMIFINALS - NOVEMBER 13**
#1 Memphis 1, #3 Saint Louis 0
#2 UAB 1, #6 Charlotte 0 (2OT)**CHAMPIONSHIP - NOVEMBER 14**
#1 Memphis 3, #2 UAB 2**2005 - CONFERENCE USA**WESTCOTT FIELD
DALLAS, TEXAS**QUARTERFINALS - NOVEMBER 9**
#6 Memphis 2, #3 UAB 1
#2 South Carolina 0, #7 Kentucky 0
(USC advances on PK, 3-0)
#5 Marshall 2, #4 FIU 0
#8 Tulsa 2, #1 SMU 2
(Tulsa advances on PK, 5-4)**SEMIFINALS - NOVEMBER 11**
#2 South Carolina 2, #6 Memphis 1
#8 Tulsa 3, #5 Marshall 0**CHAMPIONSHIP - NOVEMBER 13**
#2 South Carolina 1, #8 Tulsa 0**2006 - CONFERENCE USA**HURRICANE SOCCER STADIUM
TULSA, OKLA.**QUARTERFINALS - NOVEMBER 1**
#1 SMU 6, #8 FIU 0
#5 UAB 3, #4 South Carolina 2
#2 Kentucky 3, #7 Memphis 1
#3 Tulsa 5, #6 UCF 0**SEMIFINALS - NOVEMBER 3**
#1 SMU 1, #5 UAB 1
(SMU advances on PK, 3-1)
#2 Kentucky 3, #3 Tulsa 0**CHAMPIONSHIP - NOVEMBER 5**
#1 SMU 2, #2 Kentucky 0**2007 - CONFERENCE USA**WEST CAMPUS FIELD
BIRMINGHAM, ALA.**QUARTERFINALS - NOVEMBER 14-15**
#7 FIU 3, #2 SMU 1
#6 Marshall 3, #3 Kentucky 1
#4 So. Carolina 2, #5 Memphis 1 (OT)
#1 Tulsa 1, #8 UAB 0**SEMIFINALS - NOVEMBER 16**
#7 FIU 3, #6 Marshall 2 (OT)
#1 Tulsa 4, #4 South Carolina 1**CHAMPIONSHIP - NOVEMBER 18**
#1 Tulsa 3, #7 FIU 2**2008 - CONFERENCE USA**WESTCOTT FIELD
DALLAS, TEXAS**QUARTERFINALS - NOVEMBER 12**
#2 Kentucky 4, #7 Marshall 2
#6 UCF 1, #3 Memphis 0
#1 Tulsa 4, #8 UAB 2
#5 South Carolina 3, #4 SMU 0**SEMIFINALS - NOVEMBER 14**
#2 Kentucky1, #6 UCF 0
#1 Tulsa 2, #5 South Carolina 0**CHAMPIONSHIP - NOVEMBER 16**
#2 Kentucky 1, #1 Tulsa 1
(Tulsa advances on PK, 4-2)**2009 - CONFERENCE USA**HURRICANE SOCCER STADIUM
TULSA, OKLA.**SEMIFINALS - NOVEMBER 13**
#3 UAB 0, #2 Marshall 0
(UAB advances on PK, 4-3)
#1 Tulsa 2, #4 Kentucky 1**CHAMPIONSHIP - NOVEMBER 15**
#1 Tulsa 3, #2 Marshall 0**2010 - CONFERENCE USA**MIKE ROSE COMPLEX
MEMPHIS, TENN.**FIRST ROUND - NOVEMBER 10**
#4 South Carolina 2, #5 UAB 1
#6 Tulsa 5, #3 Kentucky 0**SEMIFINALS - NOVEMBER 12**
#4 South Carolina 2, #1 SMU 1
#6 Tulsa 2, #2 UCF 1**CHAMPIONSHIP - NOVEMBER 14**
#4 South Carolina 1, #6 Tulsa 0 (2OT)**2011 - CONFERENCE USA**HURRICANE SOCCER STADIUM
TULSA, OKLA.**FIRST ROUND - NOVEMBER 9**
#5 SMU 4, #4 Marshall 3
#3 UCF 4, #6 Memphis 3 (OT)**SEMIFINALS - NOVEMBER 11**
#5 SMU 1, #1 South Carolina 0
#2 UAB 1, #3 UCF 0**CHAMPIONSHIP - NOVEMBER 13**
#5 SMU 2, #2 UAB 0**2012 - CONFERENCE USA**REGIONS PARK
HOOVER, ALA.**FIRST ROUND - NOVEMBER 7**
#5 Kentucky 1, #4 Memphis 0
#6 UAB 3, #3 UCF 1**SEMIFINALS - NOVEMBER 9**#1 SMU 2, #5 Kentucky 2
(SMU advances on PK, 4-1)
#2 Tulsa 1, #3 UAB (2OT)**CHAMPIONSHIP - NOVEMBER 11**
#2 Tulsa 5, #1 SMU 0**2013 - AMERICAN ATHLETIC**

CAMPUS SITES (HOST IN ITALICS)

FIRST ROUND - NOVEMBER 8
#8 Rutgers 5, #9 Cincinnati 1**QUARTERFINALS - NOVEMBER 9**
#8 Rutgers 1, #1 Louisville 0
#5 USF 1, #4 Temple 0
#3 UCF 2, #6 Memphis 1 (OT)
#2 UConn 5, #7 SMU 0TOYOTA STADIUM
FRISCO, TEXAS**SEMIFINALS - NOVEMBER 15**
#5 USF 2, #8 Rutgers 1 (2OT)
#2 UConn 2, #3 UCF 0**CHAMPIONSHIP MATCH - NOVEMBER 17**
#5 USF 0, #2 UConn 0
(USF advances on PK, 6-5)**2014 - AMERICAN ATHLETIC**

CAMPUS SITES (HOST IN ITALICS)

FIRST ROUND - NOVEMBER 8
#1 UConn 5, #8 Temple 0
#4 USF 4, #5 Memphis 2
#3 SMU 4, #6 UCF 0
#2 Tulsa 1, #7 Cincinnati 0JOSEPH J. MORRONE STADIUM
STORRS, CONN.**SEMIFINALS - NOVEMBER 14**
#4 USF 0, #1 UConn 0
(USF advances on PK, 2-0)
#2 Tulsa, #3 SMU 0**CHAMPIONSHIP MATCH - NOVEMBER 16**
#2 Tulsa 0, #4 USF 0
(Tulsa advances on PK, 6-5)**2015 - AMERICAN ATHLETIC**

CAMPUS SITES (HOST IN ITALICS)

FIRST ROUND - NOVEMBER 7
#1 SMU 2, #8 Cincinnati 1
#4 Tulsa 2, #5 UCF 2
(Tulsa advances on PK, 4-2)
#3 UConn 4, #6 Temple 0
#2 USF 1, #7 Memphis 0CORBETT SOCCER STADIUM
TAMPA, FLA.**SEMIFINALS - NOVEMBER 13**
#4 Tulsa 2, #1 SMU 2
(Tulsa advances on PK, 4-3)
#3 UConn 2, #2 USF 1**CHAMPIONSHIP MATCH - NOVEMBER 15**
#2 Tulsa 0, #4 USF 0
(Tulsa advances on PK, 4-3)

1993 GREAT MIDWEST CHAMPIONS

MEMPHIS TIGERS SOCCER

ALL-TIME ROSTER

A

NAME	POS	Yrs	GP	G	A	PTS
Abbott, Pat	M	1988-92	62	3	5	11
Abbott, Paul	D	1983	19	0	0	0
Adams, David	M	2015	16	0	0	0
Aguillon, Ramon	M	1994-97	67	14	11	39
Aguillon, Rolando	M	1994-97	64	10	9	29
Ahern, Patrick	D	2005	5	0	1	1
Akerfors, Morton	F	1987-90	70	49	6	104
Alkotzer, Avichay	M-F	2003	12	0	0	0
Alleman, Rick	D	2006-09	70	2	3	7
Allen, Rob	F	1987-90	48	8	2	18
Alvarado, Giovanni	F	2011-15	19	1	0	2
Arrandale, John	M	1989-91	32	3	3	9
Aur, Didier	M	1982-83	38	5	5	15
Aur, Paulo	M	1984-85	30	10	13	33

B

NAME	POS	Yrs	GP	G	A	PTS
Bailey, Matt	D	1991-93	3	0	0	0
Balmori, Fabian	F	1995	5	0	2	2
Banks, Paul	F	2011-12	15	0	0	0
Baytos, Brian	GK	2002	See Goalkeeping Register			
Bevard, Darren	D	2000-02	24	0	0	0
Boonstra, Jackson	D	2013	0	0	0	0
Breslau, Jeff	F	1984-87	51	2	3	7
Brooks, Jason	M	2008	13	0	2	2
Brezovsky, Dusty	M	2000-03	51	1	5	7
Bridges, Tony	M	1982-86	40	6	3	15
Briggs, Matt	M	1995-98	59	6	5	17
Britcher, Jared	M	2004-07	54	16	13	45
Browne, Clint	M-D	1991-94	51	6	5	17
Brooks, Steven	F	1996-99	71	33	14	80
Bryant, Matt	F	2001-02	34	10	9	29
Buckland, Trevor	D-F	1987-89	51	14	10	38
Burnett, Josh	M	2015-	15	0	1	1

C

NAME	POS	Yrs	GP	G	A	PTS
Caceres, Shawn	M	2007	3	0	0	0
Calvert, Dale	F	2008	14	0	1	1
Camillo, Adam	D	2012	18	0	3	3
Camp, Tyler	M	2004	4	0	0	0
Campbell, Clay	GK	1995	See Goalkeeping Register			
Cantele, Hector	F	2014-	33	8	2	18
Cheatham, Harrison	GK	2008	See Goalkeeping Register			
Church, Russell	M	1992-94	61	9	10	28
Ciosanski, Benjamin	F	2012-14	49	5	5	15
Clark, Brad	M	1997-98	11	0	1	1
Clemence, Kurt	M	1994-97	69	4	14	22
Coburn, Michael	D	2004-08	73	8	11	27
Cochran, Hayden	M	2014	18	2	1	5
Cole, Valfred	D	2007	2	0	0	0
Collins, Liam	D	2010-13	71	6	34	46
Connolly, Gary	D	2002-05	61	0	2	2
Cooling, Stephen	M	2004-05	34	3	6	12
Covey, Brian	GK	1996-99	See Goalkeeping Register			
Creson, Larry	F	1983-84	42	24	9	57
Crider, Michael	M	2005	1	0	0	0
Crossett, Brandon	M	1996-99	24	3	3	9
Cooke, John	F	1984-87	78	29	19	77
Cuckler, Jordan	M	2012	6	0	0	0
Cummings, Peter	M	2001-03	49	1	4	6
Cutter, Jason	M	1998-99	4	0	0	0

D

NAME	POS	Yrs	GP	G	A	PTS
Dang, Phoung	F-D	1982-84	50	3	8	14
Danna, Hunter	M	2013-14	31	4	2	10
Davis, Damon	M	1992-93	33	2	3	7
Deloney, Joey	M	2009	0	0	0	0
Derrington, Matt	GK	2011	See Goalkeeping Register			
Devall, Dan	D-M	1990	17	2	0	4
Dobson, Daniel	M	2001-04	58	9	11	29
Dooley, Bryan	M	2005	5	1	1	3
Dowd, Rory	D	2007	18	1	0	2
Duncan, Parker	F	2008-11	69	15	13	43
Dunn, Jason	D	1994-97	72	3	4	10
Dunwell, Scott	D	2013-14	5	0	0	0
Dyer, Justin	D	2001-04	73	4	8	16

E

NAME	POS	Yrs	GP	G	A	PTS
Elkins, Patrick	M	2005-06	9	1	0	2
Elliott, Scott	D	2011	0	0	0	0
Ellis, Lewis	F	2011-12	36	6	8	20
Ennis, Nelson	D	2000	3	0	0	0
Estornel, Simon	M	2012-13	31	1	2	4

F

NAME	POS	Yrs	GP	G	A	PTS
Fairley, Carter	F	1992-95	57	9	3	21
Farrell, Brian	F	2006-09	65	10	8	28
Ferrera, Bonnie	D-M	1984-86	52	1	4	6
Finlason, Tim	D	1995	2	0	0	0
Fischer, Pat	M	1983-86	83	12	18	42
Fletcher, Chris	D	1989	14	0	1	1
Floyd, Michael	M	2000	10	1	1	3
Forde, Fergal	M	1993-96	73	30	13	73
Franklin, Kyle	F	2006	15	0	0	0
Fraser, Sean	F	1998-01	73	45	19	109
Furseth, Erik	GK	2014-	See Goalkeeping Register			

G

NAME	POS	Yrs	GP	G	A	PTS
Gagnon, Chandler	D	2011-14	71	8	2	18
Gaither, Russ	D	1989	18	2	1	5
Gallina, Greg	F-D	1992-95	21	1	0	2
Garcia, Will	D	2010	10	0	0	0
Gardea, Chris	M	2012-13	5	0	0	0
German, Jake	D	2001-02	14	0	2	2
Gibbs, Graham	D	2000-03	56	0	5	5
Gibson, Cody	GK	2008-09	See Goalkeeping Register			
Gilbert, Jamie	D	2006	18	3	1	7
Gilley, E.J.	D-GK	1983-84	18	2	1	5
Gilley, Sean	M	1988	1	0	0	0
Glaser, Nick	M	1997-00	73	11	12	34
Goad, Jon	M	1987	20	1	4	6
Goldberg, Jack	M	2012	0	0	0	0
Gonzalez, Raul	M-F	2013-	53	10	11	31
Goodlett, Michael	GK	2006-09	See Goalkeeping Register			
Goulding, Sean	M	2006-08	50	5	14	24
Gourlay, Mark	D	2004	18	0	0	0
Graham, Keagan	GK	2007	See Goalkeeping Register			
Grant, Scott	F	1993-95	55	14	6	36
Gregory, Kris	M	1997	4	0	0	0
Green, Chris	GK	1995-96	See Goalkeeping Register			
Greenslade, Reid	F	2001-03	40	4	0	8
Greer, J.J.	D-F	2009-13	72	3	9	15
Groft, Elias	M	2008-09	18	0	1	1
Gross, Austin	F	2010-13	54	3	0	6
Guentner, Andreas	M-D	2009-12	65	6	3	15
Gurson, Gordy	F	2010	8	3	2	8

H

NAME	POS	Yrs	GP	G	A	PTS
Hagemann, Robby	GK	1998	See Goalkeeping Register			
Halford, Scott	M	1987	2	0	0	0
Halliburton, Dale	M	1993	11	0	0	0
Harkins, Tripp	F-M	2005-08	71	14	8	36
Haus, Scott	M	1983-84	41	4	2	10
Healy, Dalton	D	2008	3	0	0	0
Heckman, Kenny	M	1982-85	82	1	3	5
Hink, Jeff	F	1984-88	27	1	0	2
Hink, Jim	M	1988-91	65	10	16	36
Holland, Jimmy	D-F	1984-86	61	3	1	7
Hormazabal, John	M	1996	14	0	0	0
Huck, Joe	M	1989	1	0	0	0
Huddleston, Kit	D	2015	5	0	0	0
Hunter, Martin	GK	2010	See Goalkeeping Register			
Hurley, Conor	GK	2011-13	See Goalkeeping Register			
Hurtado, Carlos	D	2014-	22	0	0	0
Hyland, Thomas	D	2005-08	71	2	5	9
Hynson, Michael	D	1995	3	0	0	0

I

NAME	POS	Yrs	GP	G	A	PTS
Isaacs, Josh	GK	2000-01	See Goalkeeping Register			

J

NAME	POS	Yrs	GP	G	A	PTS
Jackson, David	D-F	1982-85	74	17	19	53
Jacobs, Bradley	M	2008-09	28	2	3	7
Jarun, Omar	F	2002-03	35	8	6	22
Jordan, Brent	D	1991-93	52	3	3	9
Johnson, Jordan	D	2009-12	68	1	8	10
Johnson, Pat	F	1982-84	49	5	5	15
Judice, Frank	D	2005-06	15	1	0	2

K

NAME	POS	Yrs	GP	G	A	PTS
Kail, Austin	GK	2012	See Goalkeeping Register			
Kalis, Owen	D	2012	0	0	0	0
Kauker, Kenneth	M	2013-	45	2	1	5
Kauker, Mike	D-M	1982-86	82	2	7	11
Kauker, Robi	M	1987	20	1	1	3
Keely, Shane	M	2011-13	30	4	5	13

Keene, Jamal	M	2010	15	1	0	2
Keene, Richard	D	1997-99	37	0	10	10
Kelley, Lee	F	1994	10	2	1	5
Kelly, Patrick	D	2009	2	0	0	0
Kennetz Jr., Dennis	D-M	2010-13	33	1	1	3
Khulfan, Fakhry	F	2013-14	32	9	2	20
Kiser, Harrison	M	2003-04	25	1	3	5
Klemm, Chandler	F	2015-	15	2	3	7
Klipsch, Jordan	D	2013-	45	3	0	6
Knight, Eddie	D	1986-89	75	3	3	9
Konieczny, Jeff	M	1987-88	36	3	4	10
Koyano, Tomo	D	2005-06	3	0	0	0
Krupp, Jacob	F	2015	14	1	1	3
Kuns, Ross	F	1985-86	40	21	8	50

L

NAME	POS	Yrs	GP	G	A	PTS
Lane, Danny	M	2014	12	1	2	4
Langford, Paul	F	2013	0	0	0	0
La Paz, Aaron	F	2015	7	0	0	0
Larsson, Goran	D	1992-93	18	0	0	0
Laster, Steve	M	1986-88	8	0	0	0
Leedle, Jordan	GK	2008-11	See Goalkeeping Register			
Leeker, Jake	GK	2013-	See Goalkeeping Register			
Letterman, Matt	F	1998-99	25	1	1	3
Letterman, Mike	GK	1999	See Goalkeeping Register			
Lewis, Joey	M	1995-98	62	0	2	2
Lewis, Stephen	D	1998-01	69	3	4	10
Lhommeau, Patrice	M	1990-92	45	8	5	21
Licari, Bernard	F	1993-95	62	19	17	55
Lima, Rogerio	F	1996-97	37	23	22	68
Linder, Wil	M	2011-14	70	6	5	17
Locks, Greg	M	1988-91	72	4	9	17
Luzuka, Kwasi	M	1995-96	5	1	0	2
Lynn, Jordan	M-D	2005-08	71	3	5	11

M

NAME	Pos	Yrs	GP	G	A	PTS
Markway, Nathan	GK	1990-91	See Goalkeeping Register			
Martin, Bruce	M	1989	5	0	0	0
Matsuba, Ken	M	1998-01	55	0	9	9
McCage, Tim	F	1990	1	1	3	5
McCoy, Cody	M	2008-11	66	2	4	8
McArdle, Cormac	F	2004-05	32	1	8	10
McCarty, Marcus	F	2004-05	32	16	3	34
McCluskey, Mike	D	1993-94	12	0	0	0
McDonagh, Donal	M	1986-88	54	34	22	90
McDonnell, Philip	M	1992-95	63	0	5	5
McGrath, Liam	D	1998-99	18	1	0	2
McInerney, Gavin	GK	2004-05	See Goalkeeping Register			
McKnight, Quincy	D	1995	2	0	0	0
Medlock, David	D	1998-00	24	0	1	1
Mehrhoff, Jay	M	1990	1	0	0	0
Melknt, Tony	M	1987	3	0	0	0
Melson, Bo	F	1982	20	10	8	28
Metcalf, Andy	F	2002-05	73	39	12	90
Meyer, Jake	GK	1993	See Goalkeeping Register			
Middleton, Chad	D	1990-91	35	1	0	2
Miller, Brad	M	1997-99	11	0	1	1
Minter, Kyle	F	2005	13	2	1	5
Moeller, Spencer	D	2013	16	0	1	1
Monaghan, Brooks	GK	1992-94	See Goalkeeping Register			
Mondragon, Hugo	D-M	2009-10	22	4	1	9
Montgomery, Adam	M	2004-07	76	4	5	13
Morise, Mason	M	2015-	16	1	3	5
Morris, Chris	D	1994-97	58	1	0	2
Morris, Rick	M	1989-92	68	5	4	14
Moses, Brandon	F	1993, 95	4	1	1	3
Mueller, Mike	D-M	1982-84	61	9	3	21
Munoz, Eric	M	1996	19	1	5	7
Musicante, Jorge	F	1986-87	24	1	2	4
Musicante, Sergio	F	1986-87	28	3	1	7

ALL-TIME ROSTER

O

O'Brien, Jason	GK	2001	See Goalkeeping Register				
O'Connor, Rory	D	2008-10	44	0	0	0	
Ohlmeier, Thomas	M	1992-93	42	13	9	35	
Orellana, Jody	D	1995-96	24	0	0	0	
O'Sullivan, Gareth	F	1989-92	74	37	15	89	

P

NAME	POS	Yrs	GP	G	A	PTS	
Paule, Grant	M	2000-01	27	1	6	8	
Pettinger, Matt	F	1983	20	3	3	9	
Pepper, Robert	D	1993-94	27	0	1	1	
Peil, Troy	D	1987-89	40	0	0	0	
Petersen, Frank	GK	2009	See Goalkeeping Register				
Phillips, Brad	M	2004	17	0	1	1	
Pike, Kevin	M	1982	10	0	0	0	
Pileggi, Frank	D	1989-92	75	3	6	12	
Poczobut, David	F	1986-88	51	3	2	8	
Pogue, Tim	GK	1995	See Goalkeeping Register				
Porter, Chris	D	2008-10	10	0	0	0	
Post, Chris	GK	2002	See Goalkeeping Register				
Presley, Phillip	F	2002	5	0	2	2	
Price, Matt	GK	1985-87	See Goalkeeping Register				

R

NAME	POS	Yrs	GP	G	A	PTS	
Raborn, Adam	M	2004	8	0	0	0	
Rawlings, Kirk	D	1995	11	0	0	0	
Redd, Alan	D	1990-92	53	7	6	20	
Reddin, Brian	D	1993	17	0	2	2	
Reichert, Tiago	F	2010-11	19	1	0	4	
Reilly, John	M	2001-04	71	14	12	40	
Ricketts, Kirk	F	1999-02	57	4	5	13	
Rist, Tyler	F	2011-14	5	0	0	0	
Romeg, Robbie	GK	1982	See Goalkeeping Register				
Romero, J.R.	M-D	2006-08	21	0	1	1	
Ronan, Daniel	F	2002	17	11	3	25	
Rose, Justin	D	1992-95	47	0	1	1	
Ross, Justin	D	2012	0	0	0	0	
Ruble, Ryan	M	2007-09	48	9	7	25	

S

NAME	POS	Yrs	GP	G	A	PTS	
Saffer, Daniel	D	2003	8	0	0	0	
Salter, Billy	D	1985	21	0	1	1	
Sausaman, Robert	M	2005-08	67	3	4	10	
Scarpace, Todd	GK	1988-91	See Goalkeeping Register				
Schmidt, Chris	D	1999-02	57	6	8	20	
Schmitt, Carl	M	1999	17	0	1	1	
Schmitt, Keith	M	1999	6	1	0	2	
Schiffer, Mike	F	1984	10	0	1	1	
Schumann, Volker	F-D	1989-91	54	3	5	11	
Schwaigert, Ryan	F-D	1998-00	50	7	5	19	
Shannon, Thomas	D	2008-11	59	10	8	28	
Sherrod, Mark	F	2009-13	71	42	12	96	
Shipman, Michael	M	1999-00	37	2	12	16	
Shumate, Cory	D	2000	10	0	1	1	
Smith, Marty	F	1991	3	0	0	0	
Smith, Tommy	F	1992-95	77	15	11	41	
Sommers, Brennan	D	2007	3	0	0	0	
Sommers, David	M	2001	1	0	0	0	
Spencer, Scott	D	1990-92	56	0	3	3	
Spilker, Carl	D	1987-88	36	8	6	22	
Sprout, Bryant	M	1991	7	0	0	0	
Stralka, Justin	M	1999-01	61	8	13	29	
Steinkampf, Hanjo	M	1997	20	1	5	7	
Stirling, Taylor	M-F	1998	16	4	3	11	
Stone, Austin	D-M	2012-15	45	0	1	1	
Strom, Tyler	GK	2004-07	See Goalkeeping Register				

T

NAME	POS	Yrs	GP	G	A	PTS	
Talley, Clark	GK	2000-03	See Goalkeeping Register				
Tappan, David	M	1984-88	78	6	5	17	
Thiele, Philip	D	1996-99	67	1	1	3	
Thomas, J.R.	D	2002-03	23	0	0	0	
Thomas, Quincy	D	2012-15	71	2	4	8	
Thompson, Tanner	D	2010-12	10	0	0	0	
Thornton, Adam	D-M	2009-10	2	0	1	1	
Thorstensen, Lars	F	2000-01	36	23	17	63	
Toh Jr., Patrick	F	2011-12	12	0	1	1	
Trujillo, Eric	M	2007-10	14	1	0	2	
Turner, Gerald	M	1992	16	0	0	0	
Turner, Scott	D	1987-88	37	1	3	5	
Tutor, Jeremy	D	1995-97	53	20	14	54	

U

NAME	POS	Yrs	GP	G	A	PTS	
Uzcategui, Cody	GK	2011-15	See Goalkeeping Register				

V

NAME	POS	Yrs	GP	G	A	PTS	
Van Dyck, Maxim	D	2010	17	0	2	2	
Vargas, Julio	F	2015-	17	1	0	2	
Vecchio, Sebastian	GK	2003-04	See Goalkeeping Register				
Velez, Alec	M	2014-	30	0	0	0	
Voight, John	F	1996	4	1	0	2	
Volanski, Aaron	F	2004	11	0	0	0	
Vopel, Bill	D	1982	13	0	0	0	

W

NAME	POS	Yrs	GP	G	A	PTS	
Walsh, Kevin	M	2006-07	34	16	9	41	
Watson, Justin	M-F	2009	12	2	1	5	
White, Tommy	F	1997-00	73	18	14	50	
Whitsitt, Brad	M	2003-04	33	3	4	10	
Whitworth, Butch	M	1985-86	32	0	2	2	
Wiabel, Bobby	D	1984	14	0	0	0	
Weldon, Mark	D	2008	11	0	0	0	
Williams, B.J.	M	2010-11	13	1	1	3	
Williams, Bobby	GK	1983	See Goalkeeping Register				
Williams, J.R.	D	2002	15	0	0	0	
Williams, Mickey	D	1984-85	35	0	3	3	
Williams, Wilfred	D-M	2014	13	0	1	1	
Winfrey, Rob	M	1988-89	34	2	7	11	
Wright, Jeremiah	F	2012	0	0	0	0	
Wright, Jon	M	2009	16	3	1	7	

Y

NAME	POS	Yrs	GP	G	A	PTS	
Yun, Won	F	1982-83	28	10	6	26	

Z

NAME	POS	Yrs	GP	G	A	PTS	
Zimmerman, C.J.	M	2012	0	0	0	0	

GOALKEEPING REGISTER

NAME	Yrs	GP	GA	SV	GAA
Baytos, Brian	2002	3	2	9	0.99
Campbell, Clay	1995	3	11	14	4.40
Cheatham, Harrison	2008	1	0	0	0.00
Covey, Brian	1996-99	72	119	335	1.65
Derrington, Matt	2011	0	0	0	0
Furseth, Erik	2014-	1	0	0	0.00
Gibson, Cody	2008-09	0	0	0	0.00
Gilley, E.J.	1983-87	68	118	416	n/a
Goodlett, Michael	2006-09	50	64	182	1.36
Graham, Keagan	2007	1	0	0	0.00
Green, Chris	1995-96	13	22	63	1.74
Hagemann, Robby	1998	3	2	6	0.64
Hunter, Martin	2010	6	10	19	2.22
Hurley, Conor	2011-13	34	45	76	1.28
Isaacs, Josh	2000-01	9	7	19	1.24
Kail, Austin	2012	0	0	0	0
Leedle, Jordan	2018-10	14	22	37	1.57
Leeker, Jake	2003-	14	16	54	1.27
Letterman, Mike	1999	5	4	10	0.80
Markway, Nathan	1990-91	10	14	74	2.00
McInerney, Gavin	2004-05	12	11	23	1.76
Meyer, Jake	1993	4	7	12	1.97
Monaghan, Brooks	1992-94	61	82	298	1.40
Norwood, Troy	1988-89	31	47	134	1.53
O'Bryan, Jason	2001	4	12	21	3.13
Petersen, Frank	2009	RS	0	0	0.00
Price, Matt	1985-87	43	51	189	n/a
Pogue, Tim	1995	5	15	10	3.85
Post, Chris	2002	4	3	15	1.14
Romeg, Robbie	1982	n/a	n/a	n/a	n/a
Scarpace, Todd	1988-91	44	68	207	1.67
Strom, Tyler	2004-07	44	48	177	1.17
Talley, Clark	2000-03	50	84	172	1.74
Uzcategui, Cody	2011-15	47	65	135	1.42
Vecchio, Sebastian	2003-04	33	32	106	1.02
Williams, Bobby	1983	5	2	5	n/a

YEAR-BY-YEAR COACHING BREAKDOWN

YEAR	COACH	W-L-T	PCT.	CONF.	FINISH	HOME	ROAD	NEUTRAL
1982	Peter Bermel	7-11-2	.400	n/a	n/a	6-4-1	1-7-1	0-0-0
1983	Peter Bermel	9-8-3	.525	n/a	n/a	5-2-2	4-5-0	0-1-1
1984	Peter Bermel	10-9-3	.523	n/a	n/a	8-4-0	1-5-2	1-0-1
1985	Peter Bermel	12-7-2	.619	n/a	n/a	8-3-1	4-4-1	0-0-0
1986	Peter Bermel	14-4-2	.750	n/a	n/a	8-0-1	3-4-1	3-0-0
1987	Peter Bermel	9-9-2	.500	n/a	n/a	6-4-0	3-5-0	0-0-2
Bermel Totals (6 yrs)		61-48-14	.553	n/a		41-17-5	16-30-5	4-1-4
1988	Chris Bartels	8-7-3	.528	n/a	n/a	5-2-1	2-3-2	1-2-0
1989	Chris Bartels	10-10-1	.500	n/a	n/a	6-5-0	3-5-1	1-0-0
1990	Chris Bartels	10-9-1	.525	n/a	n/a	7-2-1	2-4-0	1-3-0
1991	Chris Bartels	7-9-2	.444	4-1-0	n/a	5-3-1	1-5-0	1-1-1
1992	Chris Bartels	14-3-2	.789	4-0-1	n/a	8-0-1	4-3-1	2-0-0
1993	Chris Bartels	13-9-2	.583	1-4-1	n/a	10-2-1	3-7-0	0-0-1
1994	Chris Bartels	11-8-2	.571	2-4-0	n/a	9-1-1	0-6-1	2-1-0
1995	Chris Bartels	6-10-2	.389	1-6-1	T7/9	5-2-1	1-6-1	0-2-0
1996	Chris Bartels	11-7-1	.605	3-5-0	6/9	6-4-0	4-3-1	1-0-0
1997	Chris Bartels	10-8-2	.550	2-5-1	8/9	6-3-1	3-5-1	1-0-0
1998	Chris Bartels	10-9-1	.525	2-5-1	7/9	4-3-0	4-5-1	2-1-0
Bartels Totals (11 yrs)		110-89-19	.548	19-30-5		71-27-8	27-52-9	12-10-2
1999	Richie Grant	7-11-0	.389	2-6-0	8/9	4-5-0	2-6-0	1-0-0
2000	Richie Grant	14-6-0	.700	6-4-0	4/9	6-3-0	4-1-0	4-2-0
2001	Richie Grant	6-9-2	.412	3-6-1	T7/11	4-3-1	2-4-1	0-2-0
2002	Richie Grant	10-7-1	.583	3-7-1	9/11	4-4-0	6-3-1	0-0-0
2003	Richie Grant	8-8-2	.500	1-6-2	9/10	4-4-2	2-4-0	2-0-0
2004	Richie Grant	16-4-1	.786	8-1-0	1/10	8-1-0	5-3-1	3-0-0
2005	Richie Grant	8-8-2	.500	3-4-2	T6/10	5-2-1	2-5-1	1-1-0
2006	Richie Grant	10-8-0	.555	6-3-0	7/9	6-3-0	4-4-0	0-1-0
2007	Richie Grant	10-5-4	.632	3-2-3	5/9	7-1-2	1-3-1	2-1-1
2008	Richie Grant	6-11-2	.368	3-4-1	T3/9	3-4-1	3-3-1	0-4-0
2009	Richie Grant	7-7-2	.500	3-5-0	5/9	5-2-1	0-4-1	2-1-0
2010	Richie Grant	5-11-1	.324	1-6-1	8/9	4-4-0	0-5-1	1-2-0
2011	Richie Grant	11-6-1	.639	4-4-0	6/9	6-1-0	5-3-0	0-2-1
2012	Richie Grant	8-7-3	.444	4-2-2	4/9	5-2-1	2-2-2	1-3-0
2013	Richie Grant	9-8-1	.559	3-5-0	6/9	6-3-0	1-5-0	2-0-1
Grant Totals (15 yrs)		137-116-22	.538	53-65-13		77-42-9	39-55-10	19-19-3
2014	Richard Mulrooney	9-7-2	.556	3-4-1	5/8	4-2-0	3-5-1	2-0-1
2015	Richard Mulrooney	3-10-4	.294	1-4-3	7/8	2-4-2	1-5-2	0-1-0
Mulrooney Totals (2 yrs)		12-17-6	.428	4-8-4		6-6-2	4-10-3	2-1-1
All-Time Totals		318-270-61	.537	76-103-22		196-92-24	86-147-27	37-31-10

RECORD BOOK

CAREER

Most Points

RK	PLAYER	POINTS	YEAR
1.	Sean Fraser	109	1998-01
2.	Morton Akerfors	104	1987-90
3.	Mark Sherrod	96	2009-13
4.	Andy Metcalf	90	2002-05
	Donal McDonagh	90	1986-88

Most Goals Scored

RK	PLAYER	GOALS	YEAR
1.	Morton Akerfors	49	1987-90
2.	Mark Sherrod	42	2009-13
3.	Sean Fraser	45	1998-01
4.	Andy Metcalf	39	2002-05
5.	Gareth O'Sullivan	37	1986-88

Most Assists

RK	PLAYER	ASSISTS	YEAR
1.	Dayton O'Brien	34	2002-05
	Liam Collins	34	2010-13
3.	Rogério Lima	22	1996-97
	Donal McDonagh	22	1986-88
5.	Three Tied	19	2007-10

Most Shots

RK	PLAYER	SHOTS	YEAR
1.	Donal McDonagh	293	1986-88

Most Matches Played

RK	PLAYER	MATCHES	YEAR
1.	Pat Fischer	83	1983-86
2.	Kenny Heckman	82	1982-85
	Mike Kauker	82	1982-86
4.	David Tappan	78	1984-88

Most Saves

RK	PLAYER	SAVES	YEAR
1.	E.J. Gilley	416	1983-87
2.	Brooks Monaghan	298	1992-94
3.	Brian Covey	275	1996-98

Lowest Goals-Against Average
(Min 2,500 Minutes)

RK	PLAYER	GAA	YEAR
1.	Sebastian Vecchio	1.02	2003-04
2.	Tyler Strom	1.17	2004-08
3.	Conor Hurley	1.28	2011-13
4.	Michael Goodlett	1.36	2006-09
5.	Brooks Monaghan	1.40	1992-94

Most Shutouts

RK	PLAYER	SHO	YEAR
1.	Brooks Monaghan	24	1992-94

SEASON - INDIVIDUAL

Most Points

RK	PLAYER	POINTS	YEAR
1.	Mark Sherrod	42	2011
	Sean Fraser	42	2001
3.	Sean Fraser	41	2000
4.	Morton Akerfors	37	1987

Most Goals Scored

RK	PLAYER	GOALS	YEAR
1.	Mark Sherrod	19	2011
2.	Sean Fraser	18	2001
3.	Morton Akerfors	17	1987
4.	Sean Fraser	16	2000

Most Assists

RK	PLAYER	ASSISTS	YEAR
1.	Dayton O'Brien	14	2004
2.	Rogério Lima	12	1997
	Liam Collins	11	2011
4.	Three Tied	10	

Most Shots

RK	PLAYER	SHOTS	YEAR
1.	Donal McDonagh	113	1986

Most Matches Played

RK	PLAYER	MATCHES	YEAR
1.	Bernard Licari	24	1993
	Tommy Smith	24	1993

Most Saves

RK	PLAYER	SAVES	YEAR
1.	E.J. Gilley	169	1983
2.	E.J. Gilley	141	1984
3.	Brooks Monaghan	112	1993

Lowest Goals-Against Average
(Min 1,000 Minutes)

RK	PLAYER	GAA	YEAR
1.	Sebastian Vecchio	0.69	2004
2.	Brooks Monaghan	0.80	1992
3.	Tyler Strom	0.91	2007
4.	Brian Covey	1.08	1996

Most Shutouts

RK	PLAYER	SHO	YEAR
1.	Brooks Monaghan	11	1992

SEASON - TEAM

Most Points

RK	POINTS	YEAR
1.	177	2000
2.	163	1997

Most Goals Scored

RK	GOALS	YEAR
1.	59	2000
2.	57	1997
3.	55	1994

Most Assists

RK	ASSISTS	YEAR
1.	59	2000
2.	49	1997
3.	48	2002
4.	47	2004

Most Shots

RK	SHOTS	YEAR
1.	420	1983

Most Saves

RK	SAVES	YEAR
1.	174	1983

Most Shutouts

RK	SHUTOUTS	YEAR
1.	11	1992
2.	9	2004
	9	1996

Fewest Shots Against

RK	SHOTS	YEAR
1.	160	2009

Fewest Goals Against

RK	GOALS	YEAR
1.	15	2004

Lowest Goals-Against Average

RK	GAA	YEAR
1.	0.70	2004
2.	0.80	1992

GAME - INDIVIDUAL

Most Points

NAME	POINTS	DATE
Sean Fraser	11 vs. Lipscomb	11/7/01

Most Goals

NAME	GOALS	DATE
Sean Fraser	5 vs. Lipscomb	11/7/01

Most Assists

NAME	ASSISTS	DATE
John Cooke	4 vs. SW Missouri	10/18/87

Most Shots

NAME	SHOTS	DATE
Donal McDonagh	15 vs. USM	11/11/88

Most Saves

NAME	SAVES	DATE
E.J. Gilley	24 vs. Wake Forest	9/29/84

GAME - TEAM

Most Points

POINTS	DATE
32 vs. Lipscomb	11/24/00

Most Goals Scored

GOALS	DATE
10 vs. Lipscomb	11/7/01
10 vs. Lipscomb	11/24/00

Most Assists

ASSISTS	DATE
12 vs. Lipscomb	11/24/00

Most Shots

SHOTS	DATE
41 vs. Rhodes	9/28/88

Fewest Shots Taken

SHOTS	DATE
2 at Connecticut	10/12/13
2 vs. Saint Louis	10/16/98
2 vs. South Alabama	10/17/93
2 vs. Evansville	10/22/89

Most Saves

SAVES	DATE
24 vs. Wake Forest	9/29/84

Fewest Shots Allowed

SHOTS	DATE
0 vs. Lipscomb	11/7/01

Largest Margin of Victory

MARGIN	DATE
10, 10-0 vs. Lipscomb	11/24/00

Largest Margin of Defeat

MARGIN	DATE
11, 0-11 at Alabama A&M	1982

MISCELLANEOUS

Longest Winning Streak

	WINS	YEAR
Total	8	1986-87
Home	10	2004-05
Away	4	1996-97, 2004, 2006

Longest Losing Streak

	WINS	YEAR
Total	7	1991
Home	4	2002
Away	11	1994-95

Longest Unbeaten Streak

	WINS	YEAR
Total	10	1986-87
Home	15	1992-93

Longest Winless Streak

	WINS	YEAR
Total	7	1991

Longest Winless Streak

	WINS	YEAR
Away	18	1993-95

Consecutive Shutout Minutes

NAME	MINUTES	YEAR
Brian Covey	489	1996
Sebastian Vecchio	465	2004

20 Goals/20 Assists

NAME	G/A	YEAR
Dayton O'Brien	24/24	2002-05
Rogério Lima	23/22	1996-97
Donal McDonagh	34/22	1986-88

Largest Home Crowds

RK	TOTAL	DATE
1.	1,304	vs. Louisville 10/26/13
2.	1,101	vs. Wisconsin 8/24/12
3.	1,057	vs. UAB 11/5/10
4.	953	vs. Rutgers 9/28/13
5.	927	vs. Kentucky 10/13/07

Overtime Matches in a Season

RK	TOTAL	SEASON
1.	9	2012
2.	7	2007

PROGRAM MILESTONES

All-Time Victories

NO.	DATE	OPPONENT, SCORE
1	1982	Covenant, 4-3
50	11/8/86	Cincinnati, 2-0
100	9/20/92	UCF, 2-0
150	11/2/96	Belmont, 6-0
200	9/6/02	San Francisco, 2-1 (2ot)
250	10/25/06	Marshall, 3-0
300	9/8/13	Oral Roberts, 2-1

Peter Bermel Victories

NO.	DATE	OPPONENT, SCORE
1	1982	Covenant, 4-3
50	11/8/86	Cincinnati, 2-0

Chris Bartels Victories

NO.	DATE	OPPONENT, SCORE
1	8/25/2000	San Francisco, 2-1
50	10/23/2005	Southern Miss, 5-1
100	9/25/2009	Southern Miss, 2-0

Richie Grant Victories

NO.	DATE	OPPONENT, SCORE
1	9/4/99	Centenary, 4-2
50	9/25/04	Charlotte, 3-1
100	10/17/10	FIU, 1-0

Richard Mulrooney Victories

NO.	DATE	OPPONENT, SCORE
1	9/3/14	SIU-Edwardsville, 2-1

THE LAST TIME

THE LAST TIME A TIGER ...

Scored 5 Goals:..... Sean Fraser vs. Lipscomb (2001)
 Scored 4 Goals:..... Sean Fraser vs. Lipscomb (2001)
 Scored 3 Goals:..... Raul Gonzalez vs. Central Arkansas (2015)
 Recorded Consecutive Hat-Tricks:..... Sherrod vs. Neb.-Omaha/at Tulsa (2011)
 Made 4 Assists:..... John Cooke vs. Missouri State (1987)
 Made 3 Assists:..... Lewis Ellis at Tulsa (2011)
 Attempted 10 Shots:..... Raul Gonzalez, 10 at Cincinnati (2015)
 Made 20 Saves:..... E.J. Gilley, 24 vs. Wake Forest (1984)
 Made 15 Saves:..... Tyler Strom, 15 vs. SMU (2005)
 Made 10 Saves:..... Tyler Strom, 10 vs. South Carolina (2005)
 Had Back-to-Back Shutouts:..... Conor Hurley (FIU, Neb.-Omaha, Tulsa) (2011)
 Goalkeeper Recorded an Assist:..... Conor Hurley, vs. Drake (2012)
 Scored Twice in Under a Minute:..... Jeremy Tutor, 0:53 vs. WKU (1997)
 Stopped a Penalty Kick:..... Michael Goodlett vs. UMKC (2009)

THE LAST TIME THE TIGERS ...

Scored 10 Goals in a Game:..... 10-0 vs. Lipscomb (2001)
 Scored Seven Goals in a Game:..... 8-0 vs. Alabama A&M (2010)
 Scored Six Goals in a Game:..... 8-0 vs. Alabama A&M (2010)
 Scored Six Goals in a Half:..... 6 (2nd Half) vs. Alabama A&M (2005)
 Scored Five Goals in a Half:..... 5 (2nd Half) vs. Alabama A&M (2010)
 Notched 10 Assists in a Game:..... 10 vs. Lipscomb (2001)
 Notched 9 Assists in a Game:..... 9 vs. Alabama A&M (2005)
 Attempted 40 Shots:..... 41 vs. Rhodes (1988)
 Attempted 35 Shots:..... 41 vs. Rhodes (1988)
 Attempted 30 Shots:..... 30 at Cincinnati (2015)
 Involved in a 0-0 Tie:..... vs. USF (2015)
 Allowed No Shots on Goal:..... at No. 18 Bradley (2011)

HONORED TIGERS

NATIONAL HONORS

**NSCAA ALL-AMERICA
SECOND TEAM**

2004 Dayton O'Brien

**NSCAA ALL-AMERICA
THIRD TEAM**2011 Mark Sherrod
2013 Mark Sherrod**COLLEGE SOCCER NEWS
ALL-AMERICA SECOND TEAM**

2004 Dayton O'Brien

**COLLEGE SOCCER NEWS
ALL-AMERICA THIRD TEAM**

2011 Mark Sherrod

HERMANN TROPHY WATCH LIST2005 Dayton O'Brien
2011 Mark Sherrod
2012 Mark Sherrod
Liam Collins
2013 Liam Collins
Mark Sherrod**HERMANN TROPHY SEMIFINALIST**

2011 Mark Sherrod

**SOCCERNEWSNET
COLLEGE BOOT FINALIST**2011 Mark Sherrod
2012 Mark Sherrod

REGIONAL HONORS

**NSCAA ALL-MIDWEST
FIRST TEAM**2004 Dayton O'Brien
2011 Liam Collins
Mark Sherrod
2012 Liam Collins
Mark Sherrod
2013 Mark Sherrod**NSCAA ALL-MIDWEST
SECOND TEAM**2001 Sean Fraser
2003 Andy Metcalf
2004 Daniel Dobson
2005 Dayton O'Brien
2006 Jamie Gilbert
Kevin Walsh
2007 Michael Coburn
Kevin Walsh
2011 J.J. Greer**NSCAA ALL-MIDWEST
THIRD TEAM**2000 Sean Fraser
2002 Dayton O'Brien
Chris Schmidt
2003 Dayton O'Brien
2007 Jared Britcher
Adam Montgomery
2008 Michael Coburn**ALL-SOUTH REGION**1988 Trevor Buckland
Donal McDonagh
1989 Trevor Buckland
1993 Thomas Ohlmeier
1996 Rogerio Lima
1997 Rogerio Lima

CONFERENCE HONORS

**ALL-AMERICAN ATHLETIC
CONFERENCE FIRST TEAM**2015 Raul Gonzalez
2013 Mark Sherrod**ALL-AMERICAN ATHLETIC
CONFERENCE SECOND TEAM**

2013 Liam Collins

**AMERICAN ATHLETIC
CONFERENCE ALL-ROOKIE TEAM**2015 Mason Morise
2014 Hector Cantele
2013 Raul Gonzalez**C-USA PLAYER OF THE YEAR**

2011 Mark Sherrod

**C-USA OFFENSIVE
PLAYER OF THE YEAR**2004 Dayton O'Brien
2011 Mark Sherrod
2012 Mark Sherrod**C-USA DEFENSIVE
PLAYER OF THE YEAR**

2004 Sebastian Vecchio

C-USA COACH OF THE YEAR2000 Richie Grant
2004 Richie Grant**C-USA NEWCOMER OF THE YEAR**

2006 Kevin Walsh

**C-USA MOST VALUABLE
DEFENDER**

1998 Ryan Schwaigert

**ALL-CONFERENCE USA
FIRST TEAM**1996 Fergal Forde
Rogerio Lima
1997 Rogerio Lima
2000 Sean Fraser
2001 Sean Fraser
2004 Daniel Dobson
Justin Dyer
Dayton O'Brien
Sebastian Vecchio
2005 Dayton O'Brien
2008 Michael Coburn
2011 Liam Collins
Mark Sherrod
Liam Collins
2012 Mark Sherrod**ALL-CONFERENCE USA
SECOND TEAM**1995 Fergal Forde
Bernard Licari
1999 Sean Fraser
2000 Stephen Lewis
Justin Stralka
2001 Justin Stralka
2002 Chris Schmidt
2003 Andy Metcalf
Dayton O'Brien
2004 Andy Metcalf
2005 Andy Metcalf
2006 Kevin Walsh
2007 Jared Britcher
Michael Coburn
Adam Montgomery
2009 Rick Alleman
2011 J.J. Greer**ALL-CONFERENCE USA
THIRD TEAM**1997 Ramon Aguillon
1998 Matt Briggs
Steven Brooks
2000 Lars Thorstensen
2001 Stephen Lewis
Lars Thorstensen
2003 Graham Gibbs
2004 Gary Connolly
John Reilly
2006 Jamie Gilbert
2007 Sean Goulding
2008 Parker Duncan
2009 Andreas Guentner
2011 Conor Hurley
2012 Jordan Johnson**C-USA ALL-FRESHMAN TEAM**1996 Steven Brooks
Brian Covey
1997 Nick Glaser
1998 Sean Fraser
2000 Clark Talley
2002 Omar Jarun
Dayton O'Brien
Daniel Ronan
2004 Adam Montgomery
2005 Tripp Harkins
2007 Ryan Ruble
2008 Parker Duncan
2009 J.J. Greer
Andreas Guentner
2011 Chandler Gagnon
Wil Linder
2012 Quincy Thomas**C-USA ALL-TOURNAMENT TEAM**2004 Daniel Dobson
Justin Dyer
Marcus McCarty
John Reilly
2005 Michael Coburn
Tripp Harkins**C-USA ALL-DECADE TEAM**

Sean Fraser 1995-2004

GMC COACH OF THE YEAR

1991 Chris Bartels

GMC NEWCOMER OF THE YEAR

1993 Bernard Licari

**ALL-GREAT MIDWEST
CONFERENCE FIRST TEAM**1991 Jim Hink
Gareth O'Sullivan
1992 Brooks Monaghan
Gareth O'Sullivan
Scott Spencer
1993 Russell Church**ALL-GREAT MIDWEST
CONFERENCE SECOND TEAM**1991 Frank Pileggi
Scott Spencer
1992 Thomas Ohlmeier
Frank Pileggi
1993 Thomas Ohlmeier**GMC CHAMPIONSHIP MVP**1993 Brooks Monaghan (Defense)
Bernard Licari (Offense)

WEEKLY HONORS

**AMERICAN ATHLETIC CONFERENCE
OFFENSIVE PLAYER OF THE WEEK**

2013 Mark Sherrod, 9/23

**AMERICAN ATHLETIC CONFERENCE
DEFENSIVE PLAYER OF THE WEEK**

2014 Quincy Thomas, 9/8

**AMERICAN ATHLETIC CONFERENCE
GOALKEEPER OF THE WEEK**2015 Jake Leeker, 10/5
Jake Leeker, 10/19**AMERICAN ATHLETIC CONFERENCE
ROOKIE OF THE WEEK**2013 Jordan Klipsch, 9/9
2014 Danny Lane, 9/8**C-USA PLAYER OF THE WEEK**1995 Rolando Aguillon, 9/18
1996 Brian Covey, 11/2**C-USA OFFENSIVE
PLAYER OF THE WEEK**1998 Steven Brooks, 9/14
1999 Steven Brooks, 9/21
2000 Sean Fraser, 9/11
Lars Thorstensen, 9/18
2001 Lars Thorstensen, 10/1
2002 Dayton O'Brien, 9/3
2003 Andy Metcalf, 10/20
2004 Dayton O'Brien, 9/26
Andy Metcalf, 10/3
Dayton O'Brien, 10/25
John Reilly, 11/8
2005 Jared Britcher, 9/6
Andy Metcalf, 10/10
2006 Kevin Walsh, 9/18
2008 Michael Coburn, 10/6
2011 Mark Sherrod, 10/17
Mark Sherrod, 10/31
2012 Mark Sherrod, 11/5**C-USA DEFENSIVE
PLAYER OF THE WEEK**1999 Mike Letterman, 10/11
2002 Daniel Dobson, 9/3
Graham Gibbs, 9/9
2004 Sebastian Vecchio, 9/26
Sebastian Vecchio, 11/1
Sebastian Vecchio, 11/8
2005 Gavin McInerney, 9/12
2007 Tyler Strom, 9/4
2008 Michael Coburn, 10/20
Michael Goodlett, 11/10
2010 J.J. Greer, 11/8
2011 Conor Hurley, 10/10**COLLEGE SPORTS MADNESS
CONFERENCE PLAYER OF THE
WEEK**

2013 Cody Uzcategui, 9/23

**NSCAA NATIONAL
PLAYER OF THE WEEK**2011 Mark Sherrod, 10/17
2012 Mark Sherrod, 11/7**SOCCER AMERICA NATIONAL
TEAM OF THE WEEK**1993 Brooks Monaghan, 11/9
2001 Sean Fraser, 10/22
Sean Fraser, 11/11
2004 Andy Metcalf, 10/3
John Reilly, 11/9
Daniel Dobson, 11/16
2006 Kevin Walsh, 9/18
2011 Mark Sherrod, 10/17***COLLEGE SOCCER NEWS
TEAM OF THE WEEK**2004 Dayton O'Brien, 9/26
Daniel Dobson, 11/1
Marcus McCarty, 11/14

MEDIA

COACHING STAFF

PLAYERS

2015 REVIEW

HISTORY

30

HONORED TIGERS

2006 Kevin Walsh, 9/18
 2007 Jared Britcher, 9/05
 2008 Michael Coburn, 10/20
 2011 Mark Sherrod, 10/17*
 2012 Mark Sherrod, 11/5

**TOPDRAWERSOCCER.COM
 NATIONAL TEAM OF THE WEEK**

2011 Mark Sherrod, 10/17
 Mark Sherrod, 10/31

**CS 360 PRIMETIME
 PERFORMER OF THE WEEK**

2011 Mark Sherrod, 10/31

**SOCCERNEWSNET MEN'S
 COLLEGE PLAYER OF THE WEEK**

2011 Mark Sherrod, 10/31

**TENNESSEE SPORTS WRITERS
 ASSOCIATION MEN'S SOCCER
 PLAYER OF THE WEEK**

2012 Chandler Gagnon, 9/11
 Benji Ciosanski, 10/30
 Mark Sherrod, 11/6
 2014 Quincy Thomas, 9/9
 Hector Cantele, 9/23
 Fakhry Khulfan, 10/14

*National Player of the Week

ACADEMIC HONORS
**CAPITAL ONE/COSIDA
 ACADEMIC ALL-AMERICA
 SECOND TEAM**

2011 Parker Duncan
 2012 Mark Sherrod
 2013 Mark Sherrod

**CAPITAL ONE/COSIDA
 ACADEMIC ALL-AMERICA
 THIRD TEAM**

2003 Andy Metcalf
 2005 Jared Britcher
 Andy Metcalf
 2007 Jared Britcher
 2011 Mark Sherrod

**COSIDA ACADEMIC
 ALL-DISTRICT TEAM**

2002 Chris Schmidt
 2003 Andy Metcalf
 2004 Andy Metcalf
 2005 Jared Britcher
 Andy Metcalf
 2006 Jared Britcher
 Robert Sausaman
 2007 Jared Britcher
 2008 Robert Sausaman
 2009 Parker Duncan
 2010 Parker Duncan
 2011 Parker Duncan
 Mark Sherrod
 2012 Mark Sherrod

**NSCAA MEN'S UNIVERSITY
 DIVISION SCHOLAR
 ALL-AMERICA FIRST TEAM**

2012 Mark Sherrod
 2013 Mark Sherrod

**NSCAA SCHOLAR ALL-SOUTH
 REGION FIRST TEAM**

2004 Andy Metcalf
 2007 Jared Britcher
 Adam Montgomery
 2011 Parker Duncan
 2012 Mark Sherrod
 2013 Mark Sherrod
 Cody Uzcategui

**NSCAA SCHOLAR ALL-SOUTH
 REGION SECOND TEAM**

2007 Robert Sausaman
 2008 Jordan Lynn
 Robert Sausaman
 2012 Andreas Guentner

NSCAA ACADEMIC AWARD

1997 Ramon Aguillon

**AMERICAN ATHLETIC CONFERENCE
 INSTITUTIONAL SCHOLAR-ATHLETE
 SCHOLARSHIP**

2014 Cody Uzcategui

**GTE ACADEMIC ALL-AMERICAN
 THIRD TEAM**

1998 Matt Briggs

C-USA ALL-ACADEMIC TEAM

2006 Jared Britcher
 Robert Sausaman
 2007 Jared Britcher
 Robert Sausaman
 2008 Robert Sausaman
 2009 Rick Alleman
 Parker Duncan
 2010 Parker Duncan
 Andreas Guentner
 2011 Parker Duncan
 Andreas Guentner
 Mark Sherrod
 2012 Mark Sherrod
 Andreas Guentner

**C-USA SCHOLAR-ATHLETE
 OF THE YEAR**

2002 Chris Schmidt

NSCAA TEAM ACADEMIC AWARD

2007
 2009
 2010
 2011
 2012
 2013
 2014
 2015

TEAM
TOMMY SMITH AWARD

2000 Nick Glaser
 2001 Chris Schmidt
 2002 John Reilly
 2003 Andy Metcalf
 2004 Justin Dyer
 2005 Jared Britcher
 2006 Tripp Harkins
 2007 Robert Sausaman
 2008 Thomas Hyland
 2009 Thomas Shannon
 2010 Cody McCoy
 2011 Andreas Guentner
 2012 Dennis Kennetz Jr.
 2013 Mark Sherrod

INSTITUTION HONORS
M CLUB HALL OF FAME

2001 Donal McDonagh
 2007 Brooks Monaghan
 2008 Victor Lacey
 Rogerio Lima
 2009 Sean Fraser
 2011 Dayton O'Brien

MEDIA

COACHING STAFF

PLAYERS

2015 REVIEW

HISTORY

31