

Memphis FOOTBALL™



@MEMPHISFB



/MEMPHISFOOTBALL




/MEMPHISTIGERS


SCHEDULE/RESULTS

WEEK 1  **W, 35-17**
SAT., SEPT. 3 • 6 PM (CST) • ESPN3


WEEK 3  **W, 43-7**
SAT., SEPT. 17 • 11 AM (CST) • ESPN3

WEEK 4  **W, 77-3**
SAT., SEPT. 24 • 7 PM (CST) • ESPN3

GAME DAY  SATURDAY, OCT. 1 ▶ 6 PM (CST) ▶ ESPN2/SEC NET ALT
VAUGHT-HEMINGWAY STADIUM ▶ OXFORD, MISS.
LAST MEETING ▶ OCTOBER 17, 2015
MEMPHIS 37, OLE MISS 24
SERIES RECORD ▶ OLE MISS LEADS 48-11-2

WEEK 6  THURSDAY, OCT. 6 ▶ 7 PM (CST) ▶ ESPN
LIBERTY BOWL MEMORIAL STADIUM ▶ MEMPHIS, TENN.


WEEK 7  FRIDAY, OCT. 14 ▶ 7 PM (CST) ▶ ESPN3
YULMAN STADIUM ▶ NEW ORLEANS, LA.

WEEK 8  SATURDAY, OCT. 22 ▶ 2:30 PM (CST) ▶ CBSSN
NAVY-MARINE CORPS MEMORIAL STADIUM ▶ ANNAPOLIS, MD.

WEEK 9  SATURDAY, OCT. 29 ▶ TBA ▶ TBA
LIBERTY BOWL MEMORIAL STADIUM ▶ MEMPHIS, TENN.

WEEK 10  SATURDAY, NOV. 5 ▶ TBA ▶ TBA
FORD STADIUM ▶ DALLAS, TEXAS

WEEK 11  SATURDAY, NOV. 12 ▶ TBA ▶ TBA
LIBERTY BOWL MEMORIAL STADIUM ▶ MEMPHIS, TENN.

WEEK 12  FRIDAY, NOV. 18 ▶ 7 PM (CST) ▶ CBSSN
NIPPERT STADIUM ▶ CINCINNATI, OHIO.

WEEK 13  FRIDAY, NOV. 25 ▶ TBA ▶ TBA
LIBERTY BOWL MEMORIAL STADIUM ▶ MEMPHIS, TENN.

WEEK 14  AMERICAN ATHLETIC CONFERENCE CHAMPIONSHIP GAME
SATURDAY, DEC. 3 ▶ TBA ▶ TBA

SATURDAY, OCT. 1 ▶ 6 PM (CST) ▶ ESPN2/SEC NETWORK ALT
VAUGHT-HEMINGWAY STADIUM ▶ OXFORD, MISS.



AT



MEMPHIS TIGERS SUMMARY

Overall Record..... 3-0
American Athletic Conference 0-0
Current Streak Won 3
Last Result Memphis 77, BGSU 3
Head Coach Mike Norvell
Alma Mater..... Central Arkansas, 2005
Career Record 3-0 • First Season
Record at Memphis..... 3-0 • First Season

MEMPHIS ATHLETIC COMMUNICATIONS

Football Contact..... Tammy DeGroff
Office Number (901) 678-5787
Mobile Number (901) 734-1504
Email Address tdegroff@memphis.edu
Secondary FB Contact..... Kevin Rodriguez
Office Number (901) 678-5108
Mobile Number (817) 528-7402
Email Address krdrguez@memphis.edu
Secondary FB Contact..... Lamar Chance
Office Number (901) 678-2349
Mobile Number (901) 734-9949
Email Address lchance1@memphis.edu
Digital Media..... Gary Paczesny
Office Number (901) 678-4640
Mobile Number (574) 210-4962
Email Address gpaczesny@memphis.edu
Follow: @tdegroff | @k_r0d | @GaryPaczesny

NOTING THE MEMPHIS TIGERS

- ▶ With the victory over Bowling Green, **Mike Norvell** became the only first-year head coach in Memphis football history to win his first three games. — **Page 3**
- ▶ Memphis has started back-to-back seasons with a 3-0 record for the first time in program history. — **Page 3**
- ▶ Memphis snapped a streak of six-straight losses to Ole Miss with a 37-24 win last season. — **Page 4**
- ▶ Memphis scored 77 points vs. Bowling Green, the most points scored in a game in the modern era of Tigers' football. — **Page 6**
- ▶ QB **Riley Ferguson** joined the Memphis record book in just his third career game. He accounted for seven TD (6 passing/1 rushing), which tied the school single-game mark. — **Page 6**
- ▶ The Tigers defense has forced 10 total turnovers over the last two games combined, with six against Kansas (4 fumbles/2 INT) and four against BGSU (4 INT). — **Page 8**
- ▶ Memphis placekicker **Jake Elliott** added yet another record to his name, kicking 11 PAT in the win over Bowling Green. — **Page 10**
- ▶ Memphis' roster includes 10 players from the state of Mississippi, with five on the depth chart. — **Page 13**

OLE MISS REBELS SUMMARY

Overall Record..... 2-2
Southeastern Conference..... 1-1
Current Streak Won 1
Last Result Ole Miss 45, Georgia 14
Head Coach Hugh Freeze
Alma Mater Southern Mississippi, 1992
Career Record 66-27 • Eighth Season
Record at Ole Miss 36-20 • Fifth Season

OLE MISS ATHLETIC COMMUNICATIONS

Football Contact..... Kyle Campbell
Office Number (662) 915-7544
Email Address kyle@olemiss.edu
Secondary FB Contact..... Joey Jones
Office Number (662) 915-7526
Email Address joeyj@olemiss.edu
Twitter..... @OleMissSports, @OleMissFB

FOLLOW THE GAME

TV: ESPN2/SEC NETWORK ALT

Play-by-Play..... Anish Shroff
Analyst Ahmad Brooks
Sideline..... Dawn Davenport
Online: WatchESPN.com

RADIO: MEMPHIS TIGERS NETWORK

Play-by-Play..... Dave Woloshin
Analyst Jarvis Greer
Sideline..... Matt Dillon
Flagship: 600 WREC AM, Memphis
Rock 103 FM, Memphis
Affiliates: WJAK-AM 1460 Jackson, Tenn.
WJAK-FM 96.1 Jackson, Tenn.
WNQM-AM 1300 Nashville, Tenn.
Online: GoTigersGo.com/Listen

TWITTER: #GoTigersGo #StripeUp

Official Account..... @TigersAthletics
Updated News & In-Game Posts @TigersMedia
Football-Centric Posts.....@MemphisFB

AGGREGATOR: SOCIAL MEDIA CONTENT

Facebook..... /MemphisTigers
Instagram @MemphisAthletics
YouTube..... /SIDMemphis

NOTING MIKE NORVELL

NORVELL AT A GLANCE

- ▶ **Born:** October 11, 1981 in Irving, Texas
- ▶ **Alma Mater:** Central Arkansas, 2005
- ▶ **Playing Experience:**
Four-year letterman at WR at Central Ark. (2001-05)
- ▶ **Wife:** Maria
- ▶ **Daughter:** Mila

COACHING EXPERIENCE

2016-	Head Coach, Memphis
2012-15	Offensive Coord./QBs, Arizona State
2011	Co-Offensive Coord./WRs/Recruiting, Pitt.
2010	Passing Game Coord./WRs/Recruiting, Tulsa
2009	Passing Game Coord./WRs, Tulsa
2007-08	Graduate Assistant/WRs, Tulsa
2006	Graduate Assistant, Central Arkansas

FBS HEAD COACHES UNDER 40

Mike Norvell	34	Memphis
P.J. Fleck	35	Western Michigan
Jason Candle	36	Toledo
Matt Campbell	36	Iowa State
Tyson Summers	36	Georgia Southern
Neal Brown	36	Troy
Kliff Kingsbury	37	Texas Tech
Nick Rolovich	37	Hawaii
Brian Harsin	38	North Texas
Scottie Montgomery	38	East Carolina
D.J. Durkin	38	Maryland
Barry Odom	39	Missouri
Bryan Harsin	39	Boise State

FIRST YEAR FBS HEAD COACHES

Mike Norvell	Memphis (3-0)
Mike Neu	Ball State (3-1)
Mike Jinks	Bowling Green (1-3)
Kalani Sitake	BYU (1-3)
Scott Frost	UCF (2-2)
Scottie Montgomery	East Carolina (2-2)
Kirby Smart	Georgia (3-1)
Tyson Summers	Georgia Southern (3-1)
Nick Rolovich	Hawaii (1-3)
D.J. Durkin	Maryland (3-0)
Barry Odom	Missouri (2-2)
Seth Littrell	North Texas (2-2)
Chris Ash	Rutgers (2-2)
Jason Candle	Toledo (3-0)
Frank Wilson	UTSA (1-3)

MEMPHIS COACH MIKE NORVELL

Mike Norvell, who has been instrumental in developing dynamic, high-scoring offenses throughout his career, begins his first year as the head coach at the University of Memphis. Norvell was named the Tigers' 24th head coach during a press conference held Dec. 4, on the university campus.

Norvell joins the UofM family and Tiger Nation after coaching the previous four years at Arizona State University where he was the program's deputy head coach and offensive coordinator.

After breaking into coaching at his alma mater, the University of Central Arkansas, as a graduate assistant in 2006, Norvell joined Todd Graham's coaching staff at Tulsa as wide receivers coach in 2007. He was a member of Graham's staff at Tulsa four years (2007-2010), before coaching one season at Pittsburgh (2011). Norvell was hired as Arizona State's offensive coordinator after Graham was named the head coach ahead of the 2012 season.

In 2015, Arizona State ranked 23rd nationally in total offense, averaging 473.8 yards per game. The Sun Devils averaged 289 passing yards per game, ranking 20th in FBS Football. In addition to his administrative and offensive coordinating responsibilities, Norvell was also responsible for coaching ASU's quarterbacks. He mentored ASU senior quarterback Mike Bercovici, who completed 290-of-480 passes for 3,442 yards and 26 touchdowns.

In 2014, the Sun Devils' offense ranked 16th in the nation in scoring (37 points per game) and 13th in touchdown passes (34). The offense finished with 5,750 total yards, including 2,194 on the ground and 3,556 through the air. Quarterback Taylor Kelly, who was named the Pac-12 Football Scholar-Athlete of the Year and ASU's recipient of the Pac-12 Tom Hansen Medal of Honor (awarded annually to each member institution's outstanding senior male and female student-athlete based on the exhibition of the greatest combination of performance and achievement in scholarship, athletics and leadership), concluded his time in the Maroon and Gold third in both career passing yards and touchdowns.

At the conclusion of the 2015 regular season, Bercovici became the second consecutive winner of the award.

Norvell's guidance was also instrumental in the

development of Bercovici, who was thrust into the starter's role when Kelly was injured in the third game of the 2014 season. In three starts, Bercovici led ASU to a 2-1 record while throwing for 1,243 yards and nine touchdowns (only two interceptions) and completing 63 percent of his passes.

Norvell was promoted to deputy head coach at Arizona State in December 2013.

The 2013 Sun Devil offense was ranked 10th nationally in scoring, averaging 39.7 points per game. With Norvell mentoring, Kelly threw for 28 touchdowns. Combined with his 29 touchdown tosses in 2012, Kelly's 57 scoring strikes in 2012-13 were the most for any Sun Devil quarterback in a two-season span. In addition, Kelly's 3,635 passing yards in 2013 were the third-most in a single season.

Norvell led a balanced and explosive offense in his first year with ASU, helping the Sun Devils set school marks at the quarterback, running back and tight end positions.

Nowhere was Norvell's influence felt more than at the quarterback position where Kelly, in his first season as ASU's starting signal-caller, set the school record for completion percentage (67.1) and threw for the second-most touchdown passes (29) in school history. Combined with the talents of running back Marion Grice – scored the third-most touchdowns (19) in school history – and tight end Chris Coyle – 57 receptions were the most ever by an ASU tight end –

The 2012 Sun Devils became the 14th team in NCAA FBS bowl history to score 60+ points in a bowl game (62 against Navy in Kraft Fight Hunger Bowl).

Of the 464.5 total yards per game ASU averaged in 2012, 205.5 came on the ground, representing the second-best mark in the previous 25 seasons (since 1988).

Norvell's quick-strike offense also produced 58 scoring drives of three minutes or less in 2012.



NORVELL'S NATIONALLY RANKED OFFENSES

▶ Scoring Offense	▶ Passing Efficiency	▶ Red Zone Offense	▶ Fewest Penalty Yds Per Game
2016 – 5th (51.7)	2016 – 7th (180.3)	2016 – 86th (.786)	2016 – 68th (71.33)
2015 – 34th (34.0)	2015 – 50th (134.9)	2015 – 49th (.864)	2015 – 12th (39.42)
2014 – 16th (36.9)	2014 – 26th (144.3)	2014 – 12th (.906)	2014 – 4th (32.38)
2013 – 10th (39.7)	2013 – 36th (139.7)	2013 – 17th (.893)	2013 – 7th (31.36)
2012 – 14th (38.3)	2012 – 8th (155.68)	2012 – 77th (.790)	2012 – 8th (34.92)
▶ Total Offense	▶ First Downs	▶ Turnovers Lost	▶ Overall Record
2016 – 34th (478.0)	2016 – 93rd (71)	2016 – 12th (3)	2016 – 3-0
2015 – 23rd (473.8)	2015 – 43rd (282)	2015 – 55th (19)	2015 – 6-7 (Cactus Bowl)
2014 – 34th (442.3)	2014 – 32nd (301)	2014 – 7th (13)	2014 – 10-3 (Sun Bowl)
2013 – 32nd (457.3)	2013 – 12th (340)	2013 – 31st (18)	2013 – 10-4 (Holiday Bowl)
2012 – 25th (464.5)	2012 – 15th (329)	2012 – 77th (24)	2012 – 8-5 (Kraft Bowl)



Chris Ball
Defensive Coord.



Chip Long
Offensive Coord.
Tight Ends



Darrell Dickey
Asst. HC
Running Backs



David Johnson
Wide Receivers



Dan Lanning
Inside Linebackers
Recruiting Coord.



Joe Lorig
Special Teams
Outside Linebackers



Paul Randolph
Defensive Line



Ryan Silverfield
Offensive Line



Marcus Woodson
Defensive Backs

PB Denotes Located in Press Box on Game Day



THIS WEEK'S SCHEDULE

26 MONDAY

American Athletic Conference
Teleconference

Norvell at 11:30 a.m.
(913) 312-1451, ID 4841192

Weekly Press Conference

11:30 a.m. - lunch
12:00 p.m. - Coach Norvell
*select players available around
class schedules

27 TUESDAY

Practice

9:00 a.m.
Billy J. Murphy Athletic Complex

Last day players made available
to media

28 WEDNESDAY

Practice

8:10 a.m.
Billy J. Murphy Athletic Complex

Last day Coach Norvell and staff
made available to media

29 THURSDAY

Practice

9:00 a.m.
Billy J. Murphy Athletic Complex

Closed to media

Mike Norvell Radio Show
Brookhaven Pub & Grill, 7-8 p.m.

30 FRIDAY

Pregame walkthrough
5 p.m.

Closed to media

MIKE NORVELL ERA STARTS 3-0

- ▶ With the Tigers' 77-3 victory over Bowling Green, **Mike Norvell** became the only first-year head coach in Memphis football history to win his first three games.
- ▶ Norvell is one of three first-year head coaches at the FBS level still undefeated (3-0 record). The other two FBS first-year head coaches also with unbeaten marks are Maryland's D.J. Durkin (3-0) and Toledo's Jason Candle (3-0).
- ▶ Memphis opened the Mike Norvell era with a 35-17 win over Southeast Missouri, making him the first Tigers head coach to win his debut since Rey Dempsey did so in 1984. Overall, Norvell is only the third head coach in Tigers football history to win his debut.
- ▶ A Liberty Bowl Memorial Stadium crowd of 42,876 watched the Tigers' 2016 season opener and Norvell's debut. The crowd was the 10th-largest to open a season and the third-largest non-Southeastern Conference attendance for a season opener in school history. The top-seven home season-opening crowds all came in games vs. Ole Miss. Only the 1990 Arkansas State and 2013 Duke season openers drew larger crowds for a non-SEC opponent.
- ▶ The Tigers won their third-straight season opener. Memphis also won three-straight season openers from 2002-04 and 1983-85. The last time the Tigers had a longer streak of winning season openers was five-consecutive from 1959-63.

BACK-TO-BACK 3-0 STARTS

- ▶ Memphis has started 2016 with a 3-0 record, marking the second-straight season the Tigers have started 3-0. It is the first time in program history Memphis has had back-to-back 3-0 starts.
- ▶ In 2014 and 2015, Memphis posted back-to-back 9-win seasons for the first time since the 1949 (9-1) and 1950 (9-2) seasons.
- ▶ The 19 total wins during 2014-15 are the most ever in a two-year stretch in Memphis history. The most wins over a span of three seasons came from 1961-63, when the Tigers won 25 games.
- ▶ The 2015 season marked just the seventh time a Memphis team won at least nine games – 1938 (10-0), 1949 (9-1), 1950 (9-2), 1963 (9-0-1), 2003 (9-4), 2014 (10-3) and 2015 (9-3).
- ▶ Prior to 2014, the last time Memphis won nine games came in 2003. And before that, the last time the Tigers won nine regular-season games was 1963.
- ▶ Memphis' seven conference wins in its second season as a member of the American Athletic Conference in 2014 set a program record. Over the 2014 and 2015 seasons, Memphis was 12-4 in American play.

SENIOR CLASS

- ▶ Memphis' 2016 roster includes 21 seniors - DBs **Chauncey Lanier, Chris Morley, Arthur Maulet, Dontrell Nelson, B.J. Ross, Deandre Jordan**; LBs **Jackson Dillon, Lenard Harden**; DLs **Latarius Brady, Donald Pennington, DeMarco Montgomery, Michael Edwards**; OL **Christopher Roberson**; LS **Trevor Morgan**; TE **Daniel Montiel**; WRs **Daniel Hurd, Drew Bishop**; RBs **Sam Craft, Tearnis Wallace**; PK **Jake Elliott**; and QB **Jason Stewart**.
- ▶ In comparison, Memphis had 15 seniors on its 2015 roster.
- ▶ Comparatively, Memphis' previous four senior classes averaged just over 15 seniors apiece.
- ▶ Memphis has 26 juniors on this year's squad.

GAME CAPTAINS

- ▶ Memphis head coach **Mike Norvell** will name his team captains on a game-by-game basis in 2016.
- ▶ Last season, seniors Alan Cross and Wynton McManis served as team captains for all 13 games.

GAME-BY-GAME CAPTAINS

- ▶ **Game 1 vs. Southeast Missouri:** Latarius Brady, Jake Elliott, Arthur Maulet and Daniel Montiel
- ▶ **Game 2 vs. Kansas:** Doroland Dorceus, Jake Elliott, Arthur Maulet and Anthony Miller
- ▶ **Game 3 vs. Bowling Green:** Genard Avery, Jake Elliott, Riley Ferguson and Arthur Maulet
- ▶ **Game 4 at Ole Miss:**
- ▶ **Game 5 vs. Temple:**
- ▶ **Game 6 at Tulane:**
- ▶ **Game 7 at Navy:**
- ▶ **Game 8 vs. Tulsa:**
- ▶ **Game 9 at SMU:**
- ▶ **Game 10 vs. USF:**
- ▶ **Game 11 at Cincinnati:**
- ▶ **Game 12 vs. Houston:**

TRACKING THE TIGERS IN 2016

Opponent	Game Time (CT)	Game Length	Game Attend.	Halftime Score	Final Score	Coin Toss	Kickoff/Receive	Memphis 1st Poss.	Opp 1st Poss.	Game Pants	Game Jerseys	Game Helmet
vs. Southeast Missouri	6:04 p.m.	3:13	42,876	29-3	35-17	Won	Receive	TD Pass	Punt	Anthracite	Anthracite	Chrome/Tiger Stripes
vs. Kansas	11 a.m.	3:23	34,448	33-7	43-7	Won	Receive	Missed FG	Punt	Gray	Blue	Blue/MSU Leaping Tiger
vs. Bowling Green	7 p.m.	3:39	38,713	56-3	77-3	Won	Receive	TD Pass	FG	Blue	Black	Blue/901/Chrome Leaping Tiger
at Ole Miss	6 p.m.	-	-	-	-	-	-	-	-	-	-	-
vs. Temple	7 p.m.	-	-	-	-	-	-	-	-	-	-	-
at Tulane	7 p.m.	-	-	-	-	-	-	-	-	-	-	-
at Navy	2:30 p.m.	-	-	-	-	-	-	-	-	-	-	-
vs. Tulsa	-	-	-	-	-	-	-	-	-	-	-	-
at SMU	-	-	-	-	-	-	-	-	-	-	-	-
vs. USF	-	-	-	-	-	-	-	-	-	-	-	-
at Cincinnati	7 p.m.	-	-	-	-	-	-	-	-	-	-	-
vs. Houston	-	-	-	-	-	-	-	-	-	-	-	-



OLE MISS VS MEMPHIS STATISTICAL COMPARISON

2016 NCAA TEAM RANKINGS

Statistic	MEMPHIS		OLE MISS	
	Rk	Avg	Rk	Avg
Rushing Offense	56	185.0	105	239.5
Passing Offense	26	293.0	17	326.5
Completion Pct.	18	0.660	23	0.647
Pass Efficiency	8	175.40	15	169.72
Total Offense	34	478.0	44	457.0
Rushing Defense	25	107.3	105	130.5
Pass Yards Allowed	26	179.7	48	203.8
Scoring Defense	5	9.0	84	30.0
Total Defense	16	287.0	96	443.3
Net Punting	11	42.25	42	39.56
Punt Returns	53	9.18	97	4.60
Kickoff Returns	19	26.75	39	23.78
Turnover Margin	2	2.67	109	-1.00
Team Sacks	111	1.00	84	1.75

MEMPHIS TIGERS (3-0, 0-0)

Team Statistics	Memphis	Opponent
Points/Game	51.67	9.00
First Downs/Game	23.67	15
Rushing Yards/Game	185.0	107.3
Passing Comp-Att-Int	64-97-2	69-123-7
Passing Yards/Game	293.0	179.67
Total Offense/Game	478.0	287.0
Fumbles-Lost	2-1	4-4
Penalties-Yards	21-214	20-180
Time of Possession/Game	29:27	30:33
Third Down Conversions	17/44	11/47
Third-Down Pct.	38%	23%
Fourth Down Conversions	1/2	1/7
Fourth-Down Pct.	50%	14%
Red Zone Scores	11/14	3/4
Red Zone Pct.	78%	75%

OLE MISS REBELS (2-2, 1-1)

Team Statistics	Ole Miss	Opponent
Points/Game	40.00	30.00
First Downs/Game	22.25	23.75
Rushing Yards/Game	131.8	243.2
Passing Comp-Att-Int	90-139-5	74-129-1
Passing Yards/Game	326.5	203.8
Total Offense/Game	458.2	447.0
Fumbles-Lost	4-3	10-3
Penalties-Yards	20-180	34-279
Time of Possession/Game	22:41	37:19
Third Down Conversions	22/48	25/62
Third-Down Pct.	46%	40%
Fourth Down Conversions	1/1	4/6
Fourth-Down Pct.	100%	67%
Red Zone Scores	17-18	16/17
Red Zone Pct.	94%	94%



AMERICAN™

2016 CONFERENCE STANDINGS

East	American	Overall	Streak
USF	0-0 .000	3-1 .750	L1
East Carolina	0-0 .000	2-2 .500	L2
UCF	0-0 .000	2-2 .500	W1
Temple	0-0 .000	2-2 .500	W1
Cincinnati	0-1 .000	3-1 .750	W1
UConn	0-1 .000	2-2 .500	L1
West			
Navy	2-0 1.000	3-0 1.000	W5
Houston	1-0 1.000	4-0 1.000	W7
Memphis	0-0 .000	3-0 1.000	W3
Tulsa	0-0 .000	3-1 .750	W2
SMU	0-0 .000	2-2 .500	L1
Tulane	0-1 .000	2-2 .500	W1

UPCOMING AMERICAN SCHEDULE

SATURDAY, OCTOBER 1

UCF at East Carolina*	11 a.m.	CBSSN
SMU at Temple*	11 a.m.	ESPNews
Navy at Air Force	2:30 p.m.	CBSSN
Tulane at Massachusetts	2:30 p.m.	ADN/ESPN3
Memphis at Ole Miss	6 p.m.	ESPN2/SEC ALT
USF at Cincinnati*	6 p.m.	ESPNU

THURSDAY, OCTOBER 6

Temple at Memphis*	7 p.m.	ESPN
---------------------------	---------------	-------------

FRIDAY, OCTOBER 7

Tulane at UCF*	7 p.m.	ESPN2/ESPNU
SMU at Tulsa*	7 p.m.	ESPN2/ESPNU

SATURDAY, OCTOBER 8

Cincinnati at UConn*	10:30 a.m.	CBSSN
Houston at Navy*	2 p.m.	CBSSN
East Carolina at USF*	TBA	TBA

THURSDAY, OCTOBER 13

Navy at East Carolina*	6:30 p.m.	ESPN
------------------------	-----------	------

FRIDAY, OCTOBER 14

Memphis at Tulane*	7 p.m.	ESPNU
---------------------------	---------------	--------------

SATURDAY, OCTOBER 15

Temple at UCF*	TBA	TBA
UConn at USF*	TBA	TBA
Tulsa at Houston*	TBA	TBA

THE OLE MISS SERIES

- ▶ Memphis snapped a streak of six-straight losses to Ole Miss with a 37-24 win last season. The Tigers rallied from a 14-0 first-quarter deficit.
- ▶ Last season's win pushed the Tigers to 6-0 for the first time since 1961. The win also extended Memphis' winning streak to an all-time program best 13 games dating back to 2014. The winning streak would get up to 15 games before it was snapped in a loss to Navy, Nov. 7, 2015.
- ▶ The win was also momentous in that Memphis became bowl eligible in the third week of October, marking the earliest the Tigers have reached bowl eligibility in program history.
- ▶ WR **Anthony Miller** caught 10 passes for 132 yards and one TD, becoming the first Memphis receiver with 10 receptions in a game since 2012. RB **Sam Craft** scored the go-ahead rushing TD in the second quarter.
- ▶ LB **Genard Avery**, a Mississippi native, led Memphis with seven tackles. DB **Dontrell Nelson**, also from Mississippi had six stops. DB **Arthur Maulet** had an INT on the Rebels' last drive of the game.
- ▶ Memphis is 11-48-2 in the all-time series with Ole Miss. The series dates back to 1921 and includes games played in every decade since.

MORE ON THE REBELS

- ▶ Ole Miss are 2-2 after a bounce-back win over then-No. 12 Georgia, 45-14. The Rebels led the Bulldogs 38-0 at halftime. Ole Miss will be the first nationally-ranked opponent Memphis has faced this season, checking in at No. 16 in the AP Top-25.
- ▶ The Rebels losses have come against highly-ranked opposition. Preseason No. 4 Florida State won the season opener, 45-34 over Ole Miss and No. 1 Alabama won a 48-43 decision in week three.
- ▶ Senior QB Chad Kelly has thrown for 1,235 yards and 12 TD with only three INT. His top target is senior TE Evan Ingram, who has 26 catches for 397 yards and three TD.
- ▶ Saturday will be the first night game at the renovated Vaught-Hemingway Stadium. Among the renovations are new LED lights that will be truly in use for the first time, three new video board displays, a bowled-in north end zone, a south end zone field club, new sound system and new concessions and restrooms.

HAILING FROM THE MAGNOLIA STATE

- ▶ The Memphis football roster includes 10 players from the state of Mississippi. Other than Tennessee, Mississippi and Alabama (10) have the most representation on the roster.
- ▶ Memphis' roster includes five players from Mississippi who are on the depth chart - LB **Curtis Akins** (Byhalia), LB **Genard Avery** (Grenada), RB **Darrell Henderson** (Columbus), CB **Dontrell Nelson** (Olive Branch) and LB **Shareef White** (Grenada).
- ▶ DB coach **Marcus Woodson** is a Mississippi native and was a member of the Ole Miss football program from 1999-2003.
- ▶ The former Rebel is returning to his alma mater as an opposing coach for the second consecutive season. He was on the staff at Fresno State in 2015 when the Bulldogs played at Ole Miss. Woodson's teammate on the 2000 Ole Miss team, Grant Heard is the current WR coach at Ole Miss.

VICTORIES AGAINST THE POWER FIVE

- ▶ With its win at Kansas last season, Memphis defeated a school from a Power 5 conference for the first time since a 20-13 win at Ole Miss to start the 2004 season.
- ▶ The victory snapped a 19-game losing streak to P5 schools, including 10 straight on the road.
- ▶ The 55 points vs. Kansas were the most in a win over a Power 5 conference team since 1998 when the Bowl Championship Series was formed.
- ▶ Memphis followed up the Kansas win by beating No. 13 Ole Miss for the first win over a nationally-ranked opponent since beating No. 6 Tennessee in 1996. Prior to 2015, the last time the Tigers had defeated multiple P5 opponents in the same season was also 1996.
- ▶ Memphis is 1-0 this season against the P5 with its 43-7 win over Kansas.



HISTORIC SCORING OUTPUT

- ▶ Memphis scored 77 points vs. Bowling Green, the second-most points in a game in school history. It is the sixth time in program history Memphis scored 70 or more points in a game. The most points in school history were 115 points in a 115-0 victory over Somerville High in the 1916 campaign (Oct. 14, 1916).
- ▶ The 74-point margin of victory is the largest in the modern era (since World War II) of Memphis football. The previous largest margin of victory was 69 points in a 76-7 victory over Memphis Navy in the 1950 campaign (Sept. 30, 1950).
- ▶ The margin of victory is the largest in an FBS vs. FBS game since Oklahoma beat Texas A&M 77-0 in 2003.

THE EARLY BYE WEEK

- ▶ Memphis won its fourth-straight game following a bye week with the victory over Kansas. The Tigers were off Sept. 10. Since 2012, Memphis has a 5-2 record in games following bye weeks.
- ▶ Memphis had its earliest scheduled bye week since 2013, when the Tigers started the season with an open date. The last time Memphis had a scheduled bye in the second week of the season was in 2005.
- ▶ In 2007, Memphis had an impromptu bye week after the week two game against Arkansas State was canceled due to weather and moved two weeks later to Sept. 27.
- ▶ Last season the Tigers' had their bye week after the fifth game and the 2014 schedule featured an earlier off week, following the second game of the season.

CHALLENGING SCHEDULE

- ▶ Memphis' 2016 12-game schedule features two power five teams in Ole Miss and Kansas, as well as the top three teams from the American Athletic Conference's East Division – USF, Temple and Cincinnati. The Tigers also face each member of the American's West Division once, which includes No. 6 Houston and Navy.
- ▶ Memphis' 2015 regular-season schedule was ranked as the 20th toughest in FBS Football according to NCAA Stats, higher than any other American Athletic Conference school.
- ▶ The 2016 Memphis schedule includes eight opponents which played in a bowl game last season – Bowling Green (Go-Daddy Bowl), Cincinnati (Hawai'i Bowl), USF (Miami Beach Bowl), Ole Miss (Sugar Bowl), Tulsa (Camping World Independence Bowl), Navy (Military Bowl presented by Northrop Grumman), Houston (Chick-fil-A Peach Bowl) and Temple (Marmot Boca Raton Bowl).

FIRST ROAD TRIP OF 2016

- ▶ Memphis started the season with three straight home games for the first time since 1971 and only the third time in the modern era of Memphis football (since World War II). The 1950 Tigers played three-straight home contests to open that season, and the 1971 Memphis squad played its first four games at the Liberty Bowl.
- ▶ Although this week's game at Ole Miss is the first road trip of the season, the Tigers won't have to leave the Mid-South area. Memphis will make the approximately 70-mile drive to Oxford on the day of the game.
- ▶ The Tigers' first trip outside of the Mid-South will be when they travel to New Orleans, La. to take on Tulane, Oct. 14.
- ▶ In all, Memphis plays its first five games in the Mid-South and will leave the area just four times during the regular season, for trips to Tulane, Navy, SMU and Cincinnati.

TIGERS IN OVERTIME GAMES

- ▶ Memphis has been involved in seven overtime games (2-5).
- ▶ The Tigers ended the 2014 season with the first overtime game in five seasons, defeating BYU 55-48 in double overtime at the Miami Beach Bowl.
- ▶ The previous overtime game came in the 2009 season finale at Tulsa. The Golden Hurricane defeated the Tigers 33-30 on Nov. 27, 2009.
- ▶ Prior to the Tulsa game, Memphis' previous overtime game was against SMU and was decided in three overtime periods, 55-52.
- ▶ Memphis has played a total of three, multi-overtime affairs and have a 2-1 record in those games.

MEMPHIS' OVERTIME GAMES

- ▶ Oct. 31, 2000 vs. Houston (L, 33-30/3 ot)
- ▶ Sept. 24, 2005 at Tulsa (L, 37-31)
- ▶ Nov. 24, 2007 vs. SMU (W, 55-52/3 ot)
- ▶ Dec. 22, 2014 vs. BYU (W, 55-48/2ot)
- ▶ Nov. 11, 2000 vs. Cincinnati (L, 13-10)
- ▶ Nov. 18, 2006 vs. Houston (L, 23-20)
- ▶ Nov. 27, 2009 at Tulsa (L, 33-30)

TIGER SCHOLAR PATCH

- ▶ This year, head coach Mike Norvell wanted to honor the Tigers for their work in the classroom, as well as in preseason workouts. So, he created the Tiger Scholar patch. Every player who posted a semester GPA of 3.0 or higher will have the Tiger Scholar patch on his uniform. Non ducor duco is the saying on the patch, which translates to "I am not led, I lead."
- ▶ 33 players earned the designation of Tiger Scholar during the 2016 spring semester: Tim Belles, Drew Bishop, Latarius Brady, Ross Burcham, Tyler Charette, Emmanuel Cooper, Cortez Crosby, Keenan Davis, Jackson Dillon, Jake Elliott, Riley Ferguson, Harneet Gill, Austin Hall, Darrell Henderson, Nick Jacobs, Peyton Jones, Gabe Kuhn, Drew Kyser, Malcolm Lane, Phil Mayhue, Jaylen McClanahan, Daniel Montiel, Jace Neville, Tony Pollard, Nick Raby, Chris Roberson, Mechane Slade, Christian Slaughter, Jason Stewart, Zane Sutherland, Malik Thomas, Nick Thomas and Robby Young.



TIGER TRENDS

	5-Year #s	2016
Home	18-10	3-0
Road	10-13	0-0
Neutral	1-1	0-0
Grass	4-4	0-0
Artificial Turf	25-20	3-0
Won Coin Toss	15-13	3-0
Lost Coin Toss	14-11	0-0
Memphis' Record When ...		
Leading after the 1st quarter	19-9	3-0
Trailing after the 1st quarter	9-14	0-0
Tied after the 1st quarter	1-1	0-0
Leading at halftime	23-4	3-0
Trailing at halftime	5-17	0-0
Tied at halftime	1-3	0-0
Leading after 3rd quarter	27-2	3-0
Trailing after 3rd quarter	1-20	0-0
Tied after 3rd quarter	1-2	0-0
Leading with less than 2:00 to play	26-2	3-0
Trailing with less than 2:00 to play	1-21	0-0
Tied with less than 2:00 to play	2-1	0-0
Scores first	16-10	3-0
Opponent scores first	13-15	0-0
Scores 20+ points	27-11	3-0
Opponent scores 20+ points	8-21	0-0
Holds opponent to 20 points or less	21-2	3-0
Game is decided by 3 points or less	2-3	0-0
Game is decided by 10 points or less	6-10	0-0
Memphis' Record With ...		
Less than 150 yards rushing	5-19	1-0
150+ yards rushing	22-5	2-0
200+ yards passing	15-11	1-0
300+ yards passing	10-3	1-0
300+ yards total offense	23-13	2-0
400+ yards total offense	18-4	1-0
500+ yards total offense	11-0	1-0
70+ total plays	19-12	3-0
80+ total plays	11-4	0-0
Memphis' Record When Allowing ...		
Less than 150 yards rushing	24-12	3-0
150+ yards rushing	5-11	0-0
200+ yards passing	10-18	1-0
300+ yards passing	8-9	1-0
300+ yards total offense	13-20	0-0
400+ yards total offense	6-12	0-0
500+ yards total offense	4-5	0-0
70+ total plays	14-17	2-0
80+ total plays	8-5	0-0
Memphis' Record When ...		
Committing fewer turnovers	17-8	2-0
Committing more turnovers	5-13	1-0
Turnovers are the same	7-3	0-0
Having fewer penalty yards	13-6	1-0
Having more penalty yards	16-18	2-0
Leading time of possession	16-9	1-0
Trailing time of possession	13-15	2-0
Memphis' High & Low Water Marks ...		
Largest halftime lead	+56	+56
Largest halftime deficit	-28	NA
Highest number of plays	97	77
Lowest number of plays	48	72
Opponent highest number of plays	100	76
Opponent lowest number of plays	50	63
Warmest Game Temperature	94°	91°
Coldest Game Temperature	38°	77°
Memphis' Record For ...		
Day Games	13-12	1-0
Night Games (5 p.m. kickoff or later)	16-12	2-0
Games with temperature 40s or below	3-3	0-0
Games with temperatures in 50s	4-6	0-0
Games with temperatures in 60s	8-4	0-0
Games with temperatures in 70s	6-5	1-0
Games with temperatures in 80s	6-3	1-0
Games with temperatures in 90s	2-3	1-0





CHIP LONG'S OFFENSE

CHIP LONG COACHING EXPERIENCE

2016-	Offensive Coord., Memphis
2012-15	Tight Ends/Recruiting Coord., Arizona State
2010-11	Tight Ends/Recruiting Coord., Illinois
2008-09	Graduate Assistant, Arkansas
2006-07	Graduate Assistant, Louisville

NOTING CHIP LONG

- ▶ Coached offenses at Arizona State that averaged 37 points a game, finished with consecutive 10-win seasons (2013, 2014) and won the 2013 Pac-12 South crown.
- ▶ Three times in his career, Long played an integral role in developing an offense that finished among the nation's top-10 in scoring offense (2006, 2009, 2013).
- ▶ A Long-associated offense has been ranked among the nation's top-20 in scoring offense in six of his 10 seasons as a collegiate coach.
- ▶ In four seasons at Arizona State, the Sun Devils scored 50 or more points in 14 games.
- ▶ Recognized as one of the country's top-25 recruiters by Rivals and 247Sports in 2015. From 2012-14, Rivals listed Long as one of the top recruiters in the Pac-12.
- ▶ Member of Illinois coaching staff that won back-to-back bowl games in 2010-11.
- ▶ 2009 Arkansas squad won its first bowl game since 2003, while finishing with a top-10 ranked scoring offense and total offense.
- ▶ 2006 Louisville squad posted a 12-1 overall record, winning the BIG EAST title and earning a spot in the 2007 Orange Bowl, where it posted a 24-13 victory over No. 15 Wake Forest.
- ▶ Louisville finished ranked No. 5 (AP)/No. 6 (coaches) in the final national polls.

LONG'S STAR PUPILS

- ▶ 2014 first team All-American and 2015 NFL Draft third-round selection by the Houston Texans, Jaelen Strong (Arizona State)
- ▶ All-Pac 12 first team tight end Chris Coyle (Arizona State)
- ▶ All-America first team fullback Jay Prosch (Illinois)
- ▶ All-SEC first team tight end and 2010 John Mackey Award Winner, D.J. Williams (Arkansas)

MORE ON THE RECORD-SETTING SCORING OUTPUT

- ▶ In addition to the 77 points, the Memphis offense piled up 635 yards of total offense vs. Bowling Green. The 635 yards are the fourth-most for a single game in program history. The Tigers had 446 yards of total offense in the first half.
- ▶ The Tigers rushed for 240 yards vs. BGSU. The performance followed the Sept. 17 game vs. Kansas when Memphis rushed for 205 yards. It is the first time the Tigers posted consecutive 200-plus yard rushing games since the middle of the 2015 campaign (257 yards at Tulsa; 223 vs. Tulane).
- ▶ 11 different Tigers scored in the game, including LB **Genard Avery's** INT return for a TD. QBs **Riley Ferguson** and **Jason Stewart** and RBs **Dorland Dorceus** and **Patrick Taylor** had a rushing TD, while **Sam Craft**, **Phil Mayhue**, **Anthony Miller**, **Daniel Montiel**, **Tony Pollard** and **Roderick Proctor** all caught a TD.

STARTING FAST

- ▶ In three games, Memphis has outscored its opponents 70-3 in the first quarter and 118-13 in the first half.
- ▶ Memphis scored 35 points in the first quarter vs. Bowling Green. The 35 points scored in the first quarter tied the school record for most points in a quarter. The last time the Tigers scored 35 points in a quarter was back in the 1992 season when they put up 35 points in the first quarter vs. Tulane in a 62-20 win.
- ▶ Bowling Green kicked a FG on its opening drive, accounting for the first points scored against the Memphis defense in the first quarter this season.
- ▶ Memphis scored a TD on the first possession against Southeast Missouri and Bowling Green. The Tigers failed to score on the opening possession against Kansas, missing a FG, but still managed to lead 13-0 after the first period and 33-7 at half.
- ▶ Conversely, Memphis came from behind in five straight wins during the 2015 season, falling behind early against Kansas, Bowling Green, Cincinnati, USF and Ole Miss.
- ▶ The five comebacks from double-digit deficits equaled UCLA's 2005 season. North Carolina State came back from double-digit deficits in six games during the 2000 season which is a high-water mark since 1996 for FBS Football.

RILEY FERGUSON JOINS THE RECORD BOOK

- ▶ QB **Riley Ferguson** only played in the first half against Bowling Green. He was 20-of-27 passing for 359 yards and six TD. The 359 yards are the 11th-most for a single game in school history (and he only played a half). The six TD tosses are the second-most for a single game in program history.
- ▶ Ferguson accounted for seven TD (6 passing/1 rushing), which tied the school single-game mark. Paxton Lynch accounted for seven TD twice in his career (vs. BYU in 2014; vs. SMU in 2015). The rushing TD was the first of his career.
- ▶ The record-setting performance earned him his first American Athletic Conference Offensive Player of the Week honors.
- ▶ He passed for 209 yards and four TD in the first quarter vs. BGSU. His 209 passing yards were the most for a single quarter since Arkelon Hall had 186 passing yards in the second quarter vs. UAB in 2008 (Oct. 2, 2008). His four TD passes in the quarter tied the school record set last season by Paxton Lynch vs. SMU. Lynch tossed four TD in the second quarter vs. SMU Nov. 28, 2015.
- ▶ Ferguson made his first career start in the opener against Southeast Missouri, completing 26-of-40 passes for 295 yards and three TD. The quarterbacking debut for the Tigers was the best since 2006, when another junior college transfer, Martin Hankins, went 21-of-27 for 211 yards and two TD in a 28-25 loss to Ole Miss.

100-YARD RUSHING GAME FOR DORLAND DORCEUS

- ▶ RB **Dorland Dorceus** recorded the Tigers' first 100-yard rushing game of the season, carrying the ball nine times for 117 yards and a TD against Bowling Green. The 100-yard rushing game was the third of Dorceus' career.
- ▶ Dorceus has seen action in 29 career games, with 10 starts, while amassing 1,249 yards (261 carries), which is 21st on the all-time rushing list. Up next for Dorceus is Marcus Holliday, who rushed for 1,275 yards from 1991-94.
- ▶ Dorceus had a multiple-TD game – one rushing, one receiving vs. Southeast Missouri -- for the third-straight season opener. He had two rushing TD in each of the last two season openers.
- ▶ He is the 31st player in program history to rush for 1,000 yards in a career.





HITTING THE BIG PLAY

- ▶ Memphis ripped off 10 plays of 20-plus yards in the win over Bowling Green (6 pass/4 rush). Six of the plays were for 30-plus yards and the longest play of the day was **Anthony Miller's** 60-yard TD reception.
- ▶ In the previous two games the Tigers had just eight combined plays of 20-plus yards.
- ▶ The longest play of the season for Memphis was Miller's 84-yard TD reception against Kansas.

MILLER STRETCHES THE FIELD

- ▶ WR **Anthony Miller** is responsible for three of Memphis' four longest plays this season, including two explosive TD catches.
- ▶ Miller started the Kansas game with a bang, scoring an 84-yard TD reception for the first score. The play is the longest of the season for the Tigers. It was the second 80-plus yard TD of Miller's career. He caught an 82-yard TD in last season's win over Cincinnati.
- ▶ Against Bowling Green, Miller caught the third-longest reception of his career, a 60-yard TD in the second quarter.

VERSATILE RUSHING ATTACK

- ▶ Memphis has had a stable of backs, including three freshmen, carry the ball through the first three games. Starting RB **Dorland Dorceus** has the most carries, with 30 for 178 yards and three TD. **Patrick Taylor Jr.**, one of the three freshmen, leads the Tigers with 219 rushing yards and one TD on 25 carries. **Tony Pollard** has nine carries for 64 yards and **Darrell Henderson** has eight rushes for 54 yards.
- ▶ In his first game action of 2016, RB **Sam Craft** caught a 43-yard TD pass vs. Bowling Green. Craft finished the game with 48 receiving yards and 14 rushing yards on six carries.

CONSECUTIVE GAMES WITH A CATCH

- ▶ WR **Phil Mayhue** extended his consecutive-games-with-a-reception streak to 19 straight with a catch against Bowling Green.
- ▶ Mayhue has caught a TD in consecutive games for the first time in his career, with scores against Kansas and BGSU.
- ▶ WR **Anthony Miller** has a consecutive-games-with-a-reception streak of his own, recording a catch in all 15 career games played. Miller has caught at least three passes in 14-of-15 games played.
- ▶ Mose Frazier ended his career last year with a reception in 26 consecutive games, which ranks tied for fourth all-time at Memphis. Duke Calhoun holds the school record with 49 consecutive games with a catch.

PROMISING STARTS

- ▶ QB **Riley Ferguson** and OLs **Lio Lafaele** and **Jace Neville** earned their first career starts against Southeast Missouri.
- ▶ TE **Joey Magnifico** earned his first career start against Kansas, after making his debut against SEMO. He has two catches for 26 yards.
- ▶ RB **Darrell Henderson**, RB **Tony Pollard**, LG **Dustin Woodard** each earned their first career starts against Bowling Green. LG **Zach Collins**, RB **Sam Craft** both played for the first time this season.
- ▶ The third game saw a shake-up on the offensive line, with Jace Neville returning to the starting lineup, **Gabe Kuhn** moving to RG and Dustin Woodard earning his first start at LG. Sophomore C Drew Kyser is the only Tigers OL to start all three games at the same position.

DEBUT SCORING OUTPUT

- ▶ The Tigers scored 35 points in **Mike Norvell's** head coach debut, the most scored in a head coach debut in the modern era of Tigers football (since World War II).
- ▶ The previous high in a Tigers head coach debut was 29 points by Fred Pancoast's 1972 squad (29 points vs. Ole Miss in a 34-29 loss).

SEASON STANDARDS

MEMPHIS SINGLE SEASON POINTS SCORED

Rk	Year	Points
1	2015	522
2	2014	471
3	2004	430
4	2003	393
5	1949	385
6	2007	380

MEMPHIS SINGLE SEASON TOTAL YARDS

Rk	Year	Yards
1	2015	6330
2	2003	5779
3	2007	5767
4	2014	5552
5	2004	5524
6	2008	5424

MEMPHIS SINGLE SEASON PASSING YARDS

Rk	Year	Yards
1	2015	3997
2	2007	3975
3	2003	3419
4	2004	3086
5	2014	3031
6	2008	2891

INDIVIDUAL SEASON TD PASSES

Rk	Player	Year	TDs
1	Paxton Lynch	2015	28
2	Martin Hankins	2007	25
3	Danny Wimprine	2002	23
4	Paxton Lynch	2014	22
	Danny Wimprine	2004	22
	Danny Wimprine	2003	22
7	Martin Hankins	2006	18
	Steve Matthews	1992	18
9	Jacob Karam	2012	14
	Danny Wimprine	2001	14
	Lloyd Patterson	1976	14

INDIVIDUAL SINGLE SEASON PASSING YARDS

Rk	Player	Year	Yards
1	Paxton Lynch	2015	3776
2	Martin Hankins	2007	3220
3	Danny Wimprine	2003	3174
4	Paxton Lynch	2014	3031
5	Danny Wimprine	2004	2892
6	Danny Wimprine	2002	2820
7	Martin Hankins	2006	2550
8	Arkelon Hal	2008	2275
9	Bernard Oden	1997	2249
10	Steve Matthews	1992	2084





TIGERS IN THE NFL

- ▶ Memphis had 19 former players begin the NFL's pre-season this summer.

FORMER TIGERS ON NFL PRESEASON ROSTERS

- ▶ Marcus Ball, S, Carolina Panthers[^]
 - ▶ Lonnie Ballentine, FS, Houston Texans^(PUP)
 - ▶ Al Bond, OL, Washington Redskins
 - ▶ Alan Cross, TE, Tampa Bay Buccaneers*
 - ▶ Akeem Davis, S, Kansas City Chiefs
 - ▶ Jordan Devey, OL, Kansas City Chiefs*
 - ▶ Taylor Fallin, OL, Tampa Bay Buccaneers
 - ▶ Mose Frazier, WR, Denver Broncos[^]
 - ▶ Stephen Gostkowski, PK, New England Patriots*
 - ▶ Martin Ifedi, DE, Tampa Bay Buccaneers
 - ▶ Tevin Jones, WR, Houston Texans
 - ▶ Ronald Leary, OL, Dallas Cowboys*
 - ▶ Paxton Lynch, QB, Denver Broncos*
 - ▶ Ryan Mack, OL, Dallas Cowboys
 - ▶ Bobby McCain, CB, Miami Dolphins*
 - ▶ Clinton McDonald, DT, Tampa Bay Buccaneers*
 - ▶ Wynton McManis, LB, San Francisco 49ers
 - ▶ Dontari Poe, DT, Kansas City Chiefs*
 - ▶ DeAngelo Williams, RB, Pittsburgh Steelers*
- * Indicates named to 53-man roster
[^] Indicates named to practice squad

NFL HISTORY:

TIGER GREATS WHO PLAYED IN THE LEAGUE

- ▶ Charlie Babb, DB, Member of the Miami Dolphins undefeated, Super Bowl VIII championship team (1972-79).
- ▶ Marcus Bell, DT, Memphis' current Director of High School Relations played for the Arizona Cardinals, Detroit Lions and New York Giants (2001-07).
- ▶ John Bramlett, LB, Pro Bowl player for both the Denver Broncos and Miami Dolphins before concluding playing career with the New England Patriots and Atlanta Falcons (1965-71).
- ▶ Isaac Bruce, WR, Four-time Pro Bowl selection whose 15,208 receiving yards ranks fourth all-time in the league. Played for the St. Louis Rams and San Francisco 49ers (1994-2008).
- ▶ Ken Irwin, DB, Played for the Buffalo Bills, New Orleans Saints and Minnesota Vikings (1995-2005). Inducted into the University of Memphis Athletic Hall of Fame earlier this year.
- ▶ Harry Schuh, OT, A member of the Oakland Raiders' All-Time Team who played in the second AFL-NFL World Championship Game. Was an All-Pro player for the Raiders before concluding his playing career with the Los Angeles Rams and Green Bay Packers (1965-74).

DOMINANT DEFENSIVE PERFORMANCES

- ▶ Bowling Green kicked a FG on its first drive of the game before the Tigers defense held the Falcons off the board for their final 17 possessions. The 74-point win was the largest margin of victory in the modern era (since World War II) of Memphis football.
- ▶ The Tigers had four interceptions vs. Bowling Green. The last time Memphis had four or more picks in a game was against USF in 2013 (23-10 win on Nov. 16, 2013).
- ▶ In the last two games, the Memphis defense has forced 10 turnovers (6 interceptions, 4 fumbles), while the Tigers offense has had no miscues. Memphis is ranked second in the nation in turnover margin at +8.0.
- ▶ The Tigers defense forced six Kansas turnovers (4 fumbles, 2 INT). The last time the Memphis defense picked up six turnovers was in the 2011 season against Marshall. The Tigers forced six Thundering Herd miscues (4 fumbles, 2 INT) in a 23-22 loss.

WINNING THE TURNOVER/TAKEAWAY BATTLE

- ▶ Memphis ranks second in the nation in turnover margin (2.67), mostly due to the 10 takeaways forced in the last two games.
- ▶ The Tigers offense, which had three turnovers in the season opener (two INT, one fumble), has helped the defense by avoiding turning the ball over in the last two games.
- ▶ Memphis has seven INT through three games, all by different players. The Tigers did not record an INT until the fourth game last season, when they had three against Cincinnati.
- ▶ DL **Michael Edwards** was credited with two fumble recoveries vs. Kansas, marking the first time a Tigers player had two fumble recoveries in a game since Ryan Coleman recovered two fumbles vs. SMU in the 2013 season.
- ▶ LB **Genard Avery** has recorded an INT and a forced fumble this season.
- ▶ Defensive coordinator **Chris Ball's** defenses have a history of forcing turnovers. While at Arizona State, his defense ranked in the top-10 in turnover margin in 2013 and 2014.

TAKE IT TO THE HOUSE

- ▶ Memphis is one of 19 teams with at least two defensive TD this season. The Tigers' are tied for sixth in the nation with the two defensive TD. Alabama and Ohio State are tied for the NCAA lead with four. American Athletic Conference foes Houston and Tulsa are tied with Marshall for third nationally with three defensive scores.
- ▶ Memphis has returned an INT for a TD in consecutive games.
- ▶ Junior LB **Genard Avery** posted his first career INT vs. Bowling Green and returned it 28 yards for a score. In the 43-7 win over Kansas, freshman DL **Jonathan Wilson** took his INT back 61 yards for a TD.
- ▶ Last season, the Memphis defense scored four TD (2 fumbles, 2 INT). DB **Arthur Maulet** returned an INT for a score against Cincinnati and Reggie Ball scored on an INT return in the Birmingham Bowl against Auburn. In the regular season finale against SMU, Leonard Pegues and LB **Jackson Dillon** both had fumble recoveries for TD.

PROMISING STARTS

- ▶ DBs **Jonathan Cook** and **Austin Hall** earned their first career starts against SEMO and have made significant contributions through the first three games.
- ▶ Cook shared the team lead in tackles in the first two games and has the overall team lead with 18 stops. In the opener, he had seven solo stops, a TFL and a pass breakup. Against Kansas, Cook had eight stops and returned a fumble 50 yards.
- ▶ Hall, a freshman, shared the team lead with eight tackles in the win over Kansas. He had a team-high two TFL. Against SEMO, he was credited with two tackles and one TFL.
- ▶ Freshman LB **Bryce Huff** and freshman DL **Jonathan Wilson** each played in the first two games. Freshman DL **Khalil Johnson** received his first playing time against Kansas. Grad transfer DB **Jahmahl Pardner** recorded his first career INT as a Tiger in the win over Bowling Green.





ARTHUR MAULET CAPTAINING THE TIGERS DEFENSE

- ▶ This season, team captains are chosen on a game-by-game basis. Senior DB **Arthur Maulet**, along with PK **Jake Elliott**, have been captains for all three of the Tigers games so far.
- ▶ Maulet recorded his third career INT with a pick in the first quarter against SEMO. Maulet returned the INT 18 yards to the SEMO 12 which set up a Memphis touchdown drive to give the Tigers a 22-0 lead.
- ▶ Maulet also had a career-high three PBU in the opener and one against Kansas. He is 12th in the NCAA in passes defended at 1.7 per game.
- ▶ Last season, Maulet played in 13 games (eight starts) and had 38 total tackles, seven pass break-ups, two INT and one fumble recovery.

LINEBACKERS FROM GRENADA

- ▶ Like last season's duo of linebackers Leonard Pegues and Wynton McManis from Olive Branch, Miss., this season's squad features a pair of linebackers that played their high school ball together in the state of Mississippi.
- ▶ **Genard Avery** and **Shareef White**, both from Grenada, Miss., entered their junior seasons as the team's leading tacklers.
- ▶ Against Bowling Green, Avery recorded first career INT and returned it for a TD. Both Avery and White had four tackles in the win.
- ▶ White had five tackles, a forced fumble and an interception in the Kansas win. Avery had four tackles and one TFL.
- ▶ Avery led the team with seven solo stops and two TFL in the season opener against SEMO. White added two tackles.
- ▶ Both linebackers were all-state players in high school before coming to Memphis and playing in all 13 games as freshmen in 2014. The tandem helped the Tigers win the American Athletic Conference crown, the program's first league title since 1971.

EXPERIENCED DEFENSIVE BACKFIELD

- ▶ The Tigers' defensive backfield is loaded with experience, featuring seniors **Deandre Jordan**, **Chauncey Lanier**, **Arthur Maulet**, **Chris Morley**, **Dontrell Nelson** and **B.J. Ross** as well as grad transfer **Jahmahl Pardner**. There are other upperclassmen with playing experience as well, in **Jamil Collins**, **Jonathan Cook** and **Shaun Rupert**.
- ▶ Maulet intercepted a pass in the win over Southeast Missouri and his senior classmates Morley, Nelson and Pardner all had picks against Bowling Green.
- ▶ All of this experience has paid off with the Tigers defense ranking fourth in the NCAA in passing efficiency defense. The seven total interceptions ranks sixth nationally.

CHRIS BALL BRINGS NEW SCHEME TO MEMPHIS DEFENSE

- ▶ **Chris Ball** comes to Memphis as the program's defensive coordinator in 2016 after spending the previous four seasons at Arizona State, including the last three as the Sun Devils' co-defensive coordinator.
- ▶ Ball joined the staff at Arizona State in 2012, serving as the defensive passing game coordinator and safeties coach. The following year (2013), Ball was promoted to co-defensive coordinator and helped guide seven Sun Devils defensive backs to All-Pac-12 honors, including first-team honoree Damarious Randall, who was a 2015 NFL Draft first-round pick by the Green Bay Packers.
- ▶ In each of his collegiate coaching stops, Ball has developed players that have gone on to the NFL. In addition to his time at Washington State, Ball also served on the staffs at Pittsburgh (2007) and Alabama (2003-06).

TIGERS WITHOUT LATARIUS BRADY UNTIL MID-SEASON

- ▶ Senior **Latarius Brady** enters his senior campaign rehabbing an ACL injury suffered in spring drills and isn't expected to return to action until October.
- ▶ The injury snapped a streak of 38-straight games played by Brady, dating back to the 2013 season.
- ▶ He has posted 54 tackles (32 solo-22 assists), four TFL, two pass break-ups, two fumble recoveries, two forced fumbles and one sack.
- ▶ It was announced last week that LB **Jackson Dillon** will miss the remainder of the season because of a knee injury.

NEW DEFENSE IN 2016

CHRIS BALL COACHING EXPERIENCE

2016-	Defensive Coord., Memphis
2013-15	Co-Offensive Coord., Arizona State
2012	Defensive Pass Coord., Arizona State
2008-11	Co-Defensive Coord., Washington State
2007	Assistant Coach, Pittsburgh
2003-06	Assistant Coach, Alabama
2000-02	Assistant Coach, Washington State
1999	Defensive Coord., Idaho State
1997-98	Defensive Coord., Missouri Western State
1995-96	Assistant Head Coach, Western Oregon State
1990-94	Assistant Coach, Coffeyville Community College
1989-90	Assistant Coach, Washington State
1987-88	Graduate Assistant, Akron
1986-87	Assistant Coach, Northeast Missouri State
1986	Graduate Assistant, Missouri Western State

NOTING CHRIS BALL

- ▶ Ball's defenses at Arizona State stood out in two major areas: rushing the passer and forcing turnovers.
- ▶ In 2015, the Sun Devils led the FBS with 3.54 sacks per game (46 total sacks) and the team was also in the top-five in TFL.
- ▶ In 2014, Arizona State was ranked sixth nationally in turnover margin. The defense was also 13th in sacks and ninth in TFL.
- ▶ The 2013 team at ASU was seventh in turnover margin and 17th in sacks. His Sun Devils ranked third in FBS in interceptions that season as well.
- ▶ While at Washington State in 2009, he was named as the Pac-10's best position coach by *The Sporting News*.
- ▶ In one season at Pittsburgh, Ball's defense ranked fourth nationally in pass defense and seventh in total defense.
- ▶ At Alabama in 2004, Ball's secondary led the nation in passing yards allowed and also ranked second nationally in pass efficiency defense.

BALL'S STAR PUPILS

- ▶ 10-year NFL veteran Marcus Trufant (Washington State)
- ▶ Damarious Randall (Arizona State), 2015 NFL Draft first-round pick by the Green Bay Packers
- ▶ Robert Nelson (Arizona State), 2013 All-Pac-12 first team honoree
- ▶ Roman Harper (Alabama), 2006 All-SEC honoree and Jim Thorpe Award semifinalist





ELLIOTT'S NUMBERS

MEMPHIS CAREER POINTS SCORED

Rk	Player	Years	Points
1	Stephen Gostkowski	2002-05	369
2	DeAngelo Williams	2002-05	362
3	Jake Elliott	2013-	357
4	Joe Allison	1990-93	262
5	Matt Reagan	2006-09	260
6	Ryan White	1998-01	248
7	Dave Casinelli	1960-63	218
8	John Butler	1986-89	214
9	Jay McCoy	1968-70	171
10	Don Glosson	1983-85	168

MEMPHIS CAREER FIELD GOALS MADE

Rk	Player	Years	FGs
1	Stephen Gostkowski	2002-05	70
2	Jake Elliott	2013-	65
3	Joe Allison	1990-93	51
4	Ryan White	1998-01	49
5	John Butler	1986-89	48
6	Matt Reagan	2006-09	46
7	Don Glosson	1983-85	34
8	Rusty Bennett	1977-80	30

MEMPHIS SEASON FIELD GOALS MADE

Rk	Player	Year	FGs
1	Joe Allison	1992	23
1	Jake Elliott	2015	23
3	Stephen Gostkowski	2003	22
4	Jake Elliott	2014	21
5	Stephen Gostkowski	2004	20
6	Stephen Gostkowski	2003	19
7	Jake Elliott	2013	16
	Ryan White	1998	16
	John Butler	1989	16
10	Matt Reagan	2007	15
	Don Glosson	1984	15

MEMPHIS LONGEST FIELD GOALS MADE

Rk	Player	Year	FG
1	Jake Elliott v USF	2013	56
2	Jake Elliott v BYU	2014	54
3	Jake Elliott v Auburn	2015	53
3	Jake Elliott v Tulsa	2014	53
	Stephen Gostkowski v Marshall	2005	53
4	Jake Elliott v Bowling Green	2015	52
	Jake Elliott v SMU	2013	52
	Ryan White v Cincinnati	1998	52
	Luis Tejada v Ole Miss	1994	52
	Don Glosson v Florida Sate	1985	52
9	Jake Elliott v Tulsa	2014	51
	Paulo Henriques v UAB	2012	51
	Stephen Gostkowski v East Carolina	2005	51
	Joe Allison v Ole Miss	1992	51
	Joe Allison v Arkansas	1992	51
	Don Glosson v Georgia	1984	51
	Thomas Ingles v Ole Miss	1982	51

ELLIOTT'S 2016 NUMBERS

- ▶ Through three games, **Jake Elliott** is the team's leading scorer with 33 points on 5-of-6 FG and 18-of-18 PAT.
- ▶ Elliott was 11-of-11 on PAT vs. Bowling Green. His 11 PAT made are a school record, breaking his own mark of nine PAT made on three previous occasions.
- ▶ Elliott is a perfect 5-of-5 on FG of 40-yards or longer, including his ninth career FG of 50 yards or more. He connected on a 50-yard FG in the third quarter against Kansas.
- ▶ With the 33 points this season Elliott now has 357 points and only trails Stephen Gostkowski (369) and DeAngelo Williams (362) on the Memphis all-time scoring list.
- ▶ Elliott extended his PAT streak to 162 straight. He is 162-of-162 on PAT for his career.
- ▶ As a junior in 2015, Elliott tied the Memphis single-season record for field goals (23) set in 1992 by Joe Allison, who won the inaugural Lou Groza Award that year.

ALL-CONFERENCE KICKER X THREE

- ▶ PK **Jake Elliott** is a two-time American Athletic Conference Special Teams Player of the Year (2014, 2015) and has been named to The American's All-Conference first team the past three season.
- ▶ Elliott joined Temple linebacker Tyler Matakevich (now in the NFL) as the only student-athletes in the history of the American Athletic Conference to be named all-conference first team all three years of the league's existence.
- ▶ In 2015, the Western Springs, Ill., native was one of only four active place-kickers in the country who made every career PAT through the end of the season, joining Florida State's Roberto Aguayo (graduated), Middle Tennessee's Cody Clark (left MTSU before 2016) and Ohio State's Sean Nuernberger (a junior in 2016).

ELLIOTT NAMED TO MULTIPLE PRESEASON ALL-AMERICA TEAMS

- ▶ Senior place-kicker **Jake Elliott** has started the season with a handful of accolades, most recently being named to the *USA Today* Preseason All-America team. He also appeared on the *Athlon Sports* third team and SI.com's second-team.
- ▶ Elliott is also again on the watch list for the Lou Groza Award. He was one of three finalists for the honor last year, attending The Home Depot 25th College Football Awards and the Groza Award Celebration in Palm Beach County, Fla.
- ▶ UCLA's Ka'imi Fairbairn of UCLA was named the 2015 recipient of the Lou Groza Award. Auburn's Daniel Carlson was also a finalist.
- ▶ Off the field, Elliott is also on the watch lists for the Allstate AFCA Good Works Team and the Wuerffel Trophy Watch List, an award that honors academic and athletic achievement and community service.
- ▶ The senior from Western Springs, Ill., is also Memphis' nominee for the National Football Foundation's National Scholar-Athlete Award, presented by Fidelity Investments.
- ▶ Elliott was named first team All-America by *USA Today* at the end of last season. He was named second team All-America by both the Associated Press and the Walter Camp Foundation.

SCORING

- ▶ With 132 points last season, **Jake Elliott** has scored 100+ points for consecutive seasons and has joined **Stephen Gostkowski** and **DeAngelo Williams** as the only players to score 100 points in multiple seasons during a career at Memphis.
- ▶ Last year's performance by Elliott marks just the eighth time in program history a player has scored over 100 points in a season.
- ▶ Elliott's 132 points scored in 2015 ranks as the third-best season performance. With his nine PAT against SMU in the regular season finale, he passed his 2014 total (120 points).
- ▶ At Temple late in the year, Elliott kicked field goals of 31, 46, 44 and 39 yards, tying for the third-most in program history. The game marked the fifth time in 2015 and the 15th of his career that Elliott scored in double-digits in a game.
- ▶ Elliott was named the The American's Special Teams Player of the Week twice in 2015 and seven times over his career.
- ▶ Elliott scored a career-high 15 points at Houston his freshman year. He scored a season-high 14 points at Bowling Green in 2015.





HISTORIC ELLIOTT KICKS

- ▶ **Jake Elliott** booted a 54-yard field goal at the end of the first overtime period of the inaugural Miami Beach Bowl in 2014 to send the game to a second OT stanza and an eventual Memphis win. Elliott's kick is the longest field goal in an overtime period in FBS history.
- ▶ The 54-yard field goal against BYU in Miami is the fourth-longest field goal in NCAA bowl history and the longest since 2004.
- ▶ The field goal in Miami was the second-longest field goal in Memphis history and tied for the fifth-longest field goal of the 2014 FBS season.
- ▶ Also in 2014, Elliott kicked a 31-yard field goal as time expire to lift the Tigers to a 16-13 win over Temple. With the victory, Memphis became bowl eligible for the first time since 2008.
- ▶ Elliott set the Memphis school record for the longest field goal with a 56-yarder his freshman year (2013) at USF. The kick at the end of the first half hit the cross bar, went back up into the air and was true for a 6-0 Memphis halftime lead.
- ▶ Early in 2015, Elliott booted what proved to be the game-winning field goal with 7:35 to play, drilling a 29-yard kick, to give the Tigers a 44-41 lead at Bowling Green.
- ▶ Elliott converted on all three field goal attempts, including a 52-yarder that got the game back to a one-possession contest early in the third quarter vs. Bowling Green.
- ▶ Currently, Elliott has made 9-of-13 career field goals of 50+ yards, including his latest, a 50-yarder against Kansas.

DUAL PUNTERS

- ▶ Memphis has utilized two punters – **Spencer Smith** and **Nick Jacobs** – throughout the last three seasons.
- ▶ The two have shared the punting duties almost equally through the first two games with Smith punting six times and Jacobs four.

FLIPPING THE FIELD

- ▶ **Spencer Smith** has punted 12 times this season for an American Athletic Conference leading average of 46.8 yards per punt. His average is ranked eighth in the NCAA this season.
- ▶ Smith's 51.3 yards per punt average against Kansas was the 10th best single-game mark in school history. He had a long punt of 59 yards during the contest.
- ▶ This season, Smith has four punts of 50 yards or longer and has pinned three punts inside the opponents' 20-yard line.
- ▶ In 2015 Smith averaged 47.3 yards per punt, which if he met the minimum of 3.6 punts per game, would have ranked fifth nationally in 2015. With 43 punts in 13 games, Smith was just shy of the NCAA minimum (his 43 punts in 13 games was 3.3/game).

DESIGNATED SHORT-FIELD PUNTER

- ▶ **Nick Jacobs** has punted four times in 2016 for an average of 33.5 yards per punt.
- ▶ All four of Jacobs punts in 2016 have been downed inside the opponents' 20-yard line and all three of his punts vs. Kansas were downed inside the 10-yard line.
- ▶ Jacobs and Spencer Smith combined for five punts inside the 20-yard line against Kansas.
- ▶ Smith averaged 36.0 yards on 14 punts with 11 downed inside opponents' 20-yard line in 2015.

TWO-POINT PLAY

- ▶ Memphis successfully converted a two-point try following its opening TD of 2016 with the first passing two-point conversion since 2007. **Anthony Miller** completed a pass to **Daniel Montiel** for the conversion. The last time the Tigers had a successful passing two-point conversion was in a 29-26 victory at Southern Miss on Nov. 10, 2007.

SPECIAL TEAMS' CHARTS

NCAA CURRENT CONSECUTIVE PAT STREAKS

Rk	Player, School	PATs
1	Jake Elliott, Memphis	162
2	Elliott Fry, South Carolina	130
3	Josh Lambert, West Virginia	108
4	Daniel Carlson, Auburn	105

NCAA ACTIVE CAREER FIELD GOALS PER GAME

RK	Name, School	FG-FGA	PG
1	Zane Gonzalez, Arizona State	84-103	1.95
2	Josh Lambert, West Virginia	68-90	1.84
3	Greg Huegel, Clemson	33-41	1.79
4	Daniel Carlson, Auburn	53-63	1.77
5	Tyler Rausa, Boise State	28-34	1.65
6	Andy Phillips, Utah	69-82	1.64
7	Jake Elliott, Memphis	65-84	1.59
8	Michael Badgley, Miami	41-52	1.58
9	Griffin Oakes, Indiana	41-53	1.58
10	Joey Slye, Virginia Tech	47-64	1.57

NCAA ACTIVE CAREER FIELD GOALS

RK	Name, School	FG	FGA
1	Zane Gonzalez, Arizona State	84	103
2	Andy Phillips, Utah	69	82
2	Josh Lambert, West Virginia	68	90
4	Jake Elliott, Memphis	65	84
5	Elliott Fry, South Carolina	58	77
6	Ben Grogan, Oklahoma State	54	73
7	Daniel Carlson, Auburn	53	63
8	Austin Rekhov, Idaho	50	71
9	Brent Zuzo, Nevada	48	59
9	Joey Slye, Virginia Tech	48	68

NCAA ACTIVE CAREER PUNTING LEADERS

Rk	Player, School	AG
1	Austin Rekhov, Idaho	46.9
2	JK Scott, Alabama	45.7
3	Johnny Townsend, Florida	45.1
4	Dalton Schomp, Florida Atlantic	45.0
5	Cameron Johnston, Ohio State	44.7
6	Joe Davidson, Bowling Green	44.6
7	Eric Keena, North Texas	44.3
8	Hayden Hunt, Colorado State	43.8
9	Spencer Smith, Memphis	43.7
10	Alex Boy, Nevada	43.5





STADIUM FACTS

Capacity	56,862
Surface	AstroTurf®
Location	335 South Hollywood, Memphis
First Game	Sept. 18, 1965
Opponent	Ole Miss
Score	Ole Miss 34, Memphis 14
All-Time LBMS Record	161-142-7
Most Points Scored	77 vs. Bowling Green (2016)
Most Points Scored by Opponent	59, Miss. State (2011)

TOP CROWDS ALL-TIME

1996	Tennessee	65,885
1991	Mississippi	65,483
1992	Tennessee	65,234
1987	Mississippi	64,187
2000	Tennessee	63,121
2006	Tennessee	61,783
2015	Mississippi	60,241
1989	Mississippi	59,795
1999	Mississippi	57,523
1989	Arkansas State	57,500
2015	Navy	55,212
1988	Tennessee	55,173
2005	Mississippi	53,339
1981	Mississippi	53,170
1979	Mississippi	53,166
2004	Louisville	52,384

TOP CROWDS (NON-SEC OPPONENTS)

1989	Arkansas State	57,500
2015	Navy	55,212
2004	Louisville	52,384
1990	Arkansas State	50,178
2003	USF	47,875
2005	UAB	47,669
2004	Southern Miss	47,163
2005	Marshall	46,403
2014	Middle Tennessee	46,378
2015	Cincinnati	45,172
2013	Duke	44,237
2003	Louisville	44,081
2016	Southeast Missouri	42,876
1984	Louisiana-Lafayette	42,256
2015	Missouri State	41,730
2008	Louisville	40,248
2003	East Carolina	40,131

LIBERTY BOWL MEMORIAL STADIUM

The University of Memphis football program is fortunate to have one of the finest facilities in the nation in which to play its home games. Liberty Bowl Memorial Stadium, “built by the citizens of Memphis,” is a memorial to the veterans of World War I, World War II and the Korean War. The renovated 56,862-seat facility, built in 1965 at a cost of \$3.7 million by the city of Memphis, is operated by the Memphis Park Services Department.

The Tigers inaugurated the stadium in the fall of 1965 and in 50 years have compiled a 158-142-7 record in the Liberty Bowl. The stadium features an AstroTurf® playing surface, spacious locker rooms and a four-level press box, which features a VIP stadium club. The playing surface, which had been natural grass through the 2004 season, was replaced with a FieldTurf surface prior to the 2005 campaign. For the 2012 season, the surface changed to AstroTurf®, a surface used in several FBS collegiate and NFL stadiums. The field surface upgrade was part of major renovations to the stadium for 2012.

The centerpiece of the 2012 renovations at Liberty Bowl Memorial Stadium was a \$2.5 million video scoreboard and sound system. A generous donation provided by FedEx to the UofM paved the way for the video board/sound system upgrades.

The south end zone features a 98x48-foot, state-of-the-art video board with a sound system located on the sides of the structure. The speakers and cap/or crown of the scoreboard makes the structure’s actual size grow to 106 feet by 58 feet.

In 2012, the north end zone was updated with an LED board that is 38x10 feet in size.

In addition to the \$850,000 FieldTurf playing surface for the 2005 season, the Liberty Bowl underwent several aesthetic changes the last six years (2005-11) that made the stadium look more like the “Home of the Tigers.”

Prior to the start of the 2006 season, Jim McDonald of McDonald Outdoor provided several large photo wraps on the walls of the stadium’s entrances to welcome Tigers fans. Graphics wraps were unveiled around the stadium’s interior in 2008, and a face-lift project for the stadium’s restrooms on the lower concourse was completed prior to the start of the season.

A major renovation project took place at the Liberty Bowl prior to the start of the 2009 season when the Tigers and visitors’ locker rooms both underwent makeovers. The most notable change was the separation of the two locker rooms in the north tunnel. The Tigers’ locker room remained in the north tunnel, while the visitors’ locker room moved to the stadium’s south tunnel.

Renovations in both 2009 and 2013 have brought the stadium into compliance with ADA specifications. The two separate renovations lowered the stadium’s

capacity from 62,380 to 59,308. The new chairbacks this season have dropped capacity to 56,862.

In the spring of 2010, the Memphis City Council approved a \$15.7 million capital improvements budget to upgrade the grounds surrounding the Liberty Bowl. Included in the renovations was the construction of a grand entrance off East Parkway which City Council approved naming “Tiger Lane” in honor of the facility’s longest tenant — the University of Memphis. “Tiger Lane” officially opened Sept. 18, 2010, when Memphis hosted Middle Tennessee.

Prior to the recent upgrades in the 2000s, the previous major renovation came in 1987 to a tune of \$19.5 million. Included in the 1987 face lift was the addition of the sky-suites located on the east side of the stadium, approximately 12,000 seats in the stands and a stadium club to accommodate donors. Other areas of the stadium also were vastly improved, (including: lighting system, playing surface, handicap seating area, concession stands and restroom facilities).

In December of 1983, city of Memphis officials named the playing surface Rex Dockery Field in honor of the late Tigers coach who was killed in a plane crash.

During the 2013 season, the University honored Dockery with a field re-dedication ceremony. In attendance were the families of the four individuals who lost their lives as a commemorative plaque was unveiled honoring those individuals at the Tiger Lane entrance to the stadium.

This season, 2016, marks the debut of chair-back seating along both sidelines at the Liberty Bowl, along with upgrades in lighting, the scoreboard and the adjacent Pipkin Building, helping to improve the game day experience for Tiger fans.

Throughout the 50-year history, several professional teams have called the Liberty Bowl home. In 1974, the Grizzlies of the World Football League played their only season in Memphis. From 1978-80, the stadium hosted the Memphis Rogues of the North American Soccer League, and later in 1984-85, the Showboats of the U.S. Football League (USFL). Three other professional football organizations spent one season in the Liberty Bowl, including the XFL’s Memphis Maniax (2001), the NFL’s Tennessee Oilers (1997) and the CFL’s Memphis Mad Dogs (1995).

The largest crowd to witness a Tigers game at the Liberty Bowl was the record-setting 65,885 that attended Memphis’ 1996 stunning upset of No. 6 Tennessee. The Tigers defeated the Vols 21-17 before a CBS Sports regionally-televised audience. The entire nation, however, saw Memphis’ game-winning drive when CBS carried the final five minutes nationally.

In 2015 Memphis set a new single season home attendance record with an average of 43,802.



MEMPHIS DEPTH CHART

OFFENSE

QB	4	Riley Ferguson	6-4	210	Jr./TR	Matthews, N.C./Coffeyville CC
	15	Jason Stewart	6-3	205	Sr./1L	Alexandria, Va./Fort Scott CC
	2	David Moore	6-2	185	Fr./HS	Alpharetta, Ga./Milton HS
RB	11	Sam Craft	6-0	210	Sr./3L	Memphis, Tenn./Olive Branch HS
	1	Tony Pollard	5-11	200	r-Fr./SQ	Memphis, Tenn./Melrose HS
TB	28	Doroland Dorceus	5-10	215	r-Jr./2L	New Orleans, La./Spring (Texas) HS
<i>-or-</i>	8	Darrell Henderson	5-9	175	Fr./HS	Columbus, Miss./South Panola HS
	6	Patrick Taylor	6-3	216	Fr./HS	Humble, Texas/Atascocita HS
WR	3	Anthony Miller	5-11	190	r-Jr./1L	Memphis, Tenn./Christian Brothers HS
	81	Mechane Slade	5-8	165	r-Fr./SQ	Roswell, Ga./Roswell HS
WR	89	Phil Mayhue	6-3	210	Jr./2L	Atco, N.J./Winslow Township HS/Atlanta Sports Academy
	9	John 'Pop' Williams	5-9	165	Fr./HS	Destrehan, La./Destrehan HS
WR	83	Daniel Hurd	6-2	220	r-Sr./3L	Memphis, Tenn./Wooddale HS
	18	Roderick Proctor	5-11	175	Jr./2L	Orlando, Fla./Dr. Phillips HS
TE	80	Daniel Montiel	6-3	240	r-Sr./2L	Arlington, Texas/Arlington HS
	86	Joey Magnifico	6-4	235	r-Fr./SQ	Cordova, Tenn./St. Benedict at Auburndale HS
	5	Sean Dykes	6-2	210	Fr./HS	Houston, Texas/Manvel HS
LT	72	Trevon Tate	6-4	280	r-So./1L	Houston, Texas/North Shore HS
	79	Scottie Dill	6-7	285	r-Fr./SQ	Eads, Tenn./Briarcrest Christian HS
LG	53	Dustin Woodard	6-2	285	Fr./HS	Chandler, Ariz./Chandler HS
	64	Zach Collins	6-4	290	r-Jr./2L	Memphis, Tenn./Harding Academy
C	54	Drew Kyser	6-5	300	So./1L	Opelika, Ala./Opelika HS
	75	Tauvaga Ho Ching II	6-5	285	So./TR	Upland, Calif./Upland HS/Mt. San Antonio JC
RG	71	Gabe Kuhn	6-4	295	r-Jr./2L	Wildwood, Mo./Lafayette HS
	50	Lio Lafaele	6-4	290	Jr./TR	Corona, Calif./Centennial HS/Riverside CC
RT	51	Jace Neville	6-6	290	r-So./1L	Columbia, Mo./Rock Bridge HS
	65	Chris Roberson	6-7	330	r-Sr./3L	Memphis, Tenn./Central Baptist School

DEFENSE

DE	48	Ernest Suttles	6-5	265	r-Jr./2L	Tampa, Fla./Gaither HS
	15	Christian Johnson	6-5	255	r-Jr./2L	Memphis, Tenn./Southwind HS
NT	58	Donald Pennington	6-2	295	r-Sr./3L	Amite, La./Amite HS
<i>-or-</i>	98	Jared Gentry	6-2	325	So./1L	Opelika, Ala./Opelika HS
DT	95	Michael Edwards	6-2	295	Sr./1L	Sun Prairie, Wis./Sun Prairie HS/Iowa Western CC
	38	Jonathan Wilson	6-3	265	Fr./HS	Port Sulphur, La./South Plaquemines HS
KAT	13	DeMarco Montgomery	6-3	245	Sr./1L	Atmore, Ala./Spanish Fort HS/East Mississippi CC
	55	Bryce Huff	6-3	245	Fr./HS	Mobile, Ala./St. Paul's Episcopal
MIKE	30	Shareef White	6-1	230	Jr./2L	Grenada, Miss./Grenada HS
	7	Curtis Akins	6-2	230	r-So./1L	Byhalia, Miss./Byhalia HS
WILL	6	Genard Avery	6-1	255	Jr./2L	Grenada, Miss./Grenada HS
	29	Darian Porter	6-3	230	r-Jr./1L	Louisville, Ky./Seneca HS/Mt. San Jacinto College
STAR	25	Austin Hall	6-2	205	r-Fr./SQ	Collierville, Tenn./Collierville HS
	31	Anthony Young	6-0	200	r-Jr./2L	Memphis, Tenn./White Station HS
CB	10	Dontrell Nelson	6-1	180	Sr./3L	Olive Branch, Miss./Olive Branch HS
	26	Jahmahl Pardner	6-1	175	r-Sr./TR	Rochester, N.Y./Pittsburgh/Towson
FS	14	Jonathan Cook	6-0	198	Jr./TR	Daphne, Ala./Spanish Fort HS/Garden City CC
<i>-or-</i>	24	Deandre Jordan	6-0	200	So./1L	Sylmar, Calif./Sylmar HS/Pierce College
	4	Josh Perry	6-3	183	Fr./HS	Amite, La./Amite HS
SS	17	Chris Morley	5-11	195	r-Sr./3L	Plantation, Fla./South Plantation HS
	19	Shaun Rupert	6-1	195	r-Jr./TR	Montgomery, Ala./Carver HS/Missouri
CB	8	Arthur Maulet	5-11	190	Sr./1L	Harvey, La./Bonnabel HS/Copiah-Lincoln CC
	12	Chauncey Lanier	5-10	185	r-Sr./3L	Davie, La./Nova HS

SPECIAL TEAMS

PK	46	Jake Elliott	5-10	165	Sr./3L	Western Springs, Ill./Lyons Township HS
	35	Evan Michael	6-1	230	r-Jr./2L	Germantown, Tenn./Christian Brothers HS
P	36	Spencer Smith	6-1	175	r-Jr./2L	Newnan, Ga./East Coweta HS
	47	Nick Jacobs	6-1	190	Jr./2L	Melbourne, Victoria, Australia/Brighton Grammar
LS	41	Trevor Morgan	6-1	210	Sr./3L	Fayetteville, Ga./Whitewater HS
	52	Tim Belles	6-5	250	r-Fr./SQ	Germantown, Tenn./Houston HS
KOR	8	Darrell Henderson	5-9	175	Fr./HS	Batesville, Miss./South Panola HS
	1	Tony Pollard	5-11	200	r-Fr./SQ	Memphis, Tenn./Melrose HS
PR	3	Anthony Miller	5-11	190	r-Jr./1L	Memphis, Tenn./Christian Brothers HS
	9	John 'Pop' Williams	5-9	165	Fr./HS	Destrehan, La./Destrehan HS
H	35	Evan Michael	6-1	230	r-Jr./2L	Germantown, Tenn./Christian Brothers HS
	36	Spencer Smith	6-1	175	r-Jr./2L	Newnan, Ga./East Coweta HS

PRONUNCIATION KEYS

Nehemiah Augustus NEE uh my uh
 Genard Avery Jah-nard
 Jahod Booker JUH hod
 Latarius Brady Luh-ter-E-us
 Doroland Dorceus DOOR-uh-lund DOR-CEE-us
 Khalil Johnson Kah-LEEL
 Gabe Kuhn Coon
 Lio Lafaele LA fay el ee
 Arthur Maulet Mahl-et
 Daniel Montiel Mon-TEE-el

Jae'Lon Oglesby JA-lon
 Brytain Peddy Bri tin
 Joseph Prevost PREE-VOST
 Kam Prewitt PRU-it
 Nick Raby RA-BE
 Christopher Roberson Rob-er-son
 Mechane Slade Meh-SHANE
 Malik Thomas Muh-LEEK
 Tarris Wallace Tehr-us
 Shareef White Sha-REEF

PARTICIPATION

No	Name, Pos	'13	'14	'15	'16	Total
1	Tony Pollard, RB	-	-	-	3/1	3/1
2	Tye Northern, DB	-	-	13/0	2/0	15/0
3	Anthony Miller, WR	-	-	12/4	3/3	15/7
4	Riley Ferguson, QB	-	-	-	3/3	3/3
5	Latarius Brady, DL	12/0	13/7	13/2	-	38/9
5	Sean Dykes, TE	-	-	-	2/0	2/0
6	Genard Avery, LB	-	13/1	11/7	3/3	27/11
6	Patrick Taylor, RB	-	-	-	3/0	3/0
7	Curtis Akins, LB	-	-	8/0	3/0	11/0
8	Darrell Henderson	-	-	-	3/1	3/1
8	Arthur Maulet, DB	-	-	13/8	3/3	16/11
9	Jamil Collins, DB	-	1/0	10/0	3/0	14/0
9	John Williams, WR	-	-	-	3/0	3/0
10	Dontrell Nelson, DB	9/0	12/0	13/8	3/2	37/10
11	Sam Craft, RB	12/8	8/6	12/6	1/0	33/20
12	Chauncey Lanier, DB	8/0	12/0	13/9	3/1	36/10
13	Kedarian Jones, WR	-	-	-	1/0	1/0
13	DeMarco Montgomery, DL	-	-	13/0	3/3	16/3
14	Jonathan Cook, DB	-	-	-	3/3	3/3
15	Christian Johnson, DL	-	6/0	13/11	3/0	22/11
15	Jason Stewart, QB	-	5/0	-	2/0	7/0
17	Chris Morley, DB	12/0	10/0	13/7	3/3	38/10
18	Roderick Proctor, WR	-	13/3	10/0	3/0	26/3
19	Jae'Lon Oglesby, WR	-	-	9/0	2/0	11/0
19	Shaun Rupert, DB	-	-	-	3/0	3/0
23	B.J. Ross, DB	12/0	13/0	13/0	3/0	41/0
24	Deandre Jordan, DB	-	-	10/1	3/0	13/0
24	Tarris Wallace, RB	-	3/0	2/0	2/0	7/0
25	Austin Hall, DB	-	-	-	3/3	3/3
25	Jaylen McClanahan, WR	-	-	-	1/0	1/0
26	Jahmahl Pardner, DB	-	-	-	3/0	3/0
28	Doroland Dorceus, DB	9/1	5/0	13/7	3/2	30/10
29	Darian Porter, LB	-	-	11/0	3/0	14/0
30	Shareef White, LB	-	12/0	13/5	3/3	28/8
31	Anthony Young, DB	-	7/0	1/0	2/0	10/0
33	Phillip Sumpter, RB	-	2/0	13/0	3/0	18/0
34	Jackson Dillon, LB	12/8	13/12	13/11	1/0	37/31
35	Evan Michael, P	-	13/0	12/0	3/0	28/0
36	Spencer Smith, P	-	13/0	13/0	3/0	29/0
38	Jonathan Wilson, DL	-	-	-	3/0	3/0
39	Christian Slaughter, DB	-	-	-	3/0	3/0
40	Thomas Pickens, DB	-	-	-	1/0	1/0
41	Trevor Morgan, LS	12/0	13/0	13/0	3/0	41/0
42	Gavin McCrary, TE	-	-	-	1/0	1/0
45	Noah Robinson, LB	-	13/1	12/4	2/0	27/5
46	Jake Elliott, PK	12/0	13/0	13/0	3/0	41/0
47	Nick Jacobs, P	-	10/0	7/0	2/0	19/0
48	Ernest Suttles, DL	-	13/8	12/4	3/3	28/15
50	Lenard Harden, LB	7/0	2/0	13/0	3/0	25/0
50	Lio Lafaele, OL	-	-	-	3/2	3/2
51	Jace Neville, OL	-	-	2/0	3/2	5/2
53	Dustin Woodard, OL	-	-	-	3/1	3/1
54	Drew Kyser, OL	-	-	13/12	3/3	16/15
55	Bryce Huff, LB	-	-	-	3/0	3/0
57	Hayden Ferrari, LB	-	-	-	1/0	1/0
59	Brytain Peddy, OL	-	-	-	1/0	1/0
58	Donald Pennington, DL	10/2	12/0	13/13	3/3	38/18
60	Cooper Williams, OL	-	-	1/0	1/0	2/0
64	Zach Collins, OL	-	13/3	10/0	1/0	24/3
65	Chris Roberson, OL	11/0	13/0	13/9	3/2	40/11
71	Gabe Kuhn, OL	-	13/13	12/12	3/3	28/28
72	Trevon Tate, OL	-	-	13/10	3/2	16/12
73	Keenen Davis, OL	-	-	-	1/0	1/0
78	Nick Thomas, OL	-	-	1/0	2/0	3/0
79	Scottie Dill, OL	-	-	-	3/0	3/0
80	Daniel Montiel, TE	9/0	10/3	13/4	3/3	35/10
81	Mechane Slade, WR	-	-	-	2/0	2/0
83	Daniel Hurd, WR	11/2	5/0	9/0	3/1	28/3
84	Robby Young, TE	-	9/0	11/0	3/0	23/0
86	Joey Magnifico, TE	-	-	-	3/1	3/1
87	Ross Burcham, TE	-	-	-	1/0	1/0
88	Drew Bishop, WR	4/0	10/0	8/0	2/0	24/0
89	Phil Mayhue, WR	-	13/1	13/13	3/3	29/17
92	Peyton Jones, DL	-	-	-	1/0	1/0
93	Cortez Crosby, DL	-	13/0	7/0	-	20/0
95	Michael Edwards, DL	-	-	13/1	3/3	16/4
96	Khalil Johnson, DL	-	-	-	2/0	2/0
97	Emmanuel Cooper, DL	-	-	3/0	2/0	5/0
98	Jared Gentry, DL	-	-	12/0	3/0	15/0



MEMPHIS TIGERS NUMERICAL ROSTER

No.	Name	Pos.	Ht.	Wt.	Cl./Exp.	Hometown/Last School
1	Tony Pollard	WR	5-11	200	r-Fr./SQ	Memphis, Tenn./Melrose HS
1	Jacoby Hill	DL	6-3	211	Fr./HS	Atlanta, Ga./Carver HS
2	David Moore	QB	6-2	185	Fr./HS	Alpharetta, Ga./Milton HS
2	Tye Northern	DB	6-1	190	r-Sr./1L	Tunica, Miss./Rosa Fort HS/Pearl River CC
3	Anthony Miller	WR	5-11	190	r-Jr./1L	Memphis, Tenn./Christian Brothers HS
4	Riley Ferguson	QB	6-4	210	Jr./TR	Matthews, N.C./Butler HS/Coffeyville CC
4	Josh Perry	DB	6-3	183	Fr./HS	Amite, La./Amite HS
5	Latarius Brady	DL	6-2	280	r-Sr./3L	Memphis, Tenn./East HS
5	Sean Dykes	WR	6-2	210	Fr./HS	Houston, Texas/Manvel HS
6	Genard Avery	LB	6-1	255	Jr./2L	Grenada, Miss./Grenada HS
6	Patrick Taylor, Jr.	RB	6-3	216	Fr./HS	Humble, Texas/Atascocita HS
7	Curtis Akins	LB	6-2	230	r-So./1L	Byhalia, Miss./Byhalia HS
7	Brady Davis	QB	6-4	205	r-Fr./SQ	Columbus, Miss./Starkville HS
8	Darrell Henderson	RB	5-9	175	Fr./HS	Batesville, Miss./South Panola HS
8	Arthur Maulet	DB	5-11	190	Sr./1L	Harvey, La./Bonnabel HS/Copiah-Lincoln CC
9	Jamil Collins	DB	5-11	170	r-Jr./2L	Olive Branch, Miss./Olive Branch (Miss.) HS
9	John Williams	WR	5-9	165	Fr./HS	Destrehan, La./Destrehan HS
10	Dontrell Nelson	DB	6-1	180	Sr./3L	Olive Branch, Miss./Olive Branch HS
11	Sam Craft	RB	6-0	210	Sr./3L	Memphis, Tenn./Olive Branch HS
12	Chauncey Lanier	DB	5-10	185	r-Sr./3L	Davie, Fla./Nova HS
13	Kedarian Jones	WR	6-1	175	r-Fr./SQ	Dallas, Texas/Kimball HS
13	DeMarco Montgomery	DL	6-3	245	Sr./1L	Atmore, Ala./Spanish Fort HS/East Mississippi CC
14	Jonathan Cook	DB	6-0	198	Jr./TR	Daphne, Ala./Spanish Fort HS/Garden City CC
15	Christian Johnson	DL	6-5	255	r-Jr./2L	Memphis, Tenn./Southwind HS
15	Jason Stewart	QB	6-3	205	r-Sr./1L	Alexandria, Va./Hayfield Secondary/Fort Scott CC
16	Nehemiah Augustus	LB	6-0	205	Fr./HS	Patterson, La./Patterson HS
17	Chris Morley	DB	5-11	195	r-Sr./3L	Plantation, Fla./South Plantation HS
18	Roderick Proctor	WR	5-11	175	Jr./2L	Orlando, Fla./Dr. Phillips HS
19	Jae'Lon Oglesby	WR	5-11	175	So./1L	Central, S.C./D.W. Daniel HS/ Fork Union Military Academy
19	Shaun Rupert	DB	6-1	195	r-Jr./TR	Montgomery, Ala./Carver HS/Missouri
21	Kam Prewitt	DB	5-11	175	r-Fr./SQ	Birmingham, Ala./Clay-Chalkville HS
22	Tyrez Lindsey	DB	6-2	187	Fr./HS	Dothan, Ala./Dothan HS
23	B.J. Ross	DB	5-9	185	Sr./3L	Melbourne, Fla./Palm Bay HS
24	Tearris Wallace	RB	5-10	220	Sr./2L	Bentonville, Ark./Bentonville HS
24	Deandre Jordan	DB	6-0	200	Sr./1L	Sylmar, Calif./Sylmar HS/Pierce College
25	Austin Hall	DB	6-2	205	r-Fr./SQ	Collierville, Tenn./Collierville HS
25	Jaylen McClanahan	WR	6-3	175	r-Fr./SQ	Clarksville, Tenn./West Creek HS
26	Jahmahl Pardner	DB	6-1	175	r-Sr./TR	Rochester, N.Y./Pittsburgh/Towson
27	Jahod Booker	WR	5-11	185	Fr./HS	Montgomery, Ala./Park Crossing HS
28	Doroland Dorceus	RB	5-10	215	r-Jr./2L	New Orleans, La./Spring (Texas) HS
29	Darian Porter	LB	6-3	230	r-Jr./1L	Louisville, Ky./Seneca HS/Mt. San Jacinto College
30	Shareef White	LB	6-1	235	Jr./2L	Grenada, Miss./Grenada HS
31	Anthony Young	DB	6-0	200	r-Jr./2L	Memphis, Tenn./White Station HS
32	Jacobi Francis	DB	5-10	165	Fr./HS	Covington, Ga./Newton HS
33	Phillip Sumpter	DB	5-11	200	r-Jr./2L	Edmond, Okla./Santa Fe HS
34	Jackson Dillon	LB	6-6	245	Sr./3L	Ringling, Okla./Ringling HS
35	Tim Hart	LB	6-1	220	Fr./HS	Memphis, Tenn./Memphis University School
35	Evan Michael	P	6-1	230	r-Jr./2L	Germantown, Tenn./Christian Brothers HS
36	Spencer Smith	P/PK	6-1	195	r-Jr./2L	Newnan, Ga./East Coweta HS
37	Austin Duncan	WR	6-2	205	Fr./HS	Medina, Tenn./South Gibson County HS
38	Quincy Wimbish	RB	5-11	190	Fr./HS	Carson, Calif./Murrieta Valley HS
38	Jonathan Wilson	DL	6-3	265	Fr./HS	Port Sulphur, La./South Plaquemines HS
39	Christian Slaughter	DB	5-10	170	r-Jr./SQ	Cedar Hill, Texas/Cedar Hill HS
40	Thomas Pickens	DB	6-2	200	Fr./HS	Memphis, Tenn./MUS
41	Trevor Morgan	LS	6-1	210	Sr./3L	Fayetteville, Ga./Whitewater HS
42	Gavin McCrary	TE	6-3	254	r-Fr./TR	Germantown, Tenn./Houston HS/Southeast Missouri
43	Christian Willett	DB	6-1	185	Fr./HS	Germantown, Tenn./Germantown HS
44	Steven Enis	LB	6-2	235	R-Fr./SQ	Fayette, Ala./Fayette County HS
44	Malik Thomas	WR	6-0	165	R-So./SQ	Memphis, Tenn./Ridgeway HS
45	Noah Robinson	LB	6-4	225	Jr./2L	Worcester, Mass./Doherty Memorial HS/ Atlanta Sports Academy
46	Jake Elliott	PK	5-10	165	Sr./3L	Western Springs, Ill./Lyons Township HS
47	Colton Cochran	DB	6-0	195	Fr./HS	Memphis, Tenn./St. Benedict at Auburndale
47	Nick Jacobs	P	6-1	195	Jr./2L	Melbourne, Victoria, Australia/ Brighton Grammar School
48	Brennan Ryan	TE	6-5	230	Fr./HS	Bartlett, Tenn./St. Benedict at Auburndale
48	Ernest Suttles	DL	6-5	265	r-Jr./2L	Tampa, Fla./Gaither HS
49	Joseph Prevost	LB	6-1	220	r-Fr./SQ	Marrero, La./Archbishop Shaw HS
50	Lenard Harden	LB	5-11	205	Sr./3L	Memphis, Tenn./Ridgeway HS
50	Lio Lafaele	OL	6-4	290	Jr./TR	Corona, Calif./Centennial HS/Riverside CC
51	Jace Neville	OL	6-6	290	r-So./1L	Columbia, Mo./Rock Bridge HS
52	Tim Belles	LS	6-5	255	r-Fr./SQ	Germantown, Tenn./Houston HS
53	Dustin Woodard	OL	6-2	285	Fr./HS	Chandler, Ariz./Chandler HS
54	Drew Kyser	OL	6-5	300	So./1L	Opelika, Ala./Opelika HS
55	Bryce Huff	LB	6-3	245	Fr./HS	Mobile, Ala./St. Paul's Episcopal
56	Andrew Ashe	LS	6-1	210	Jr./TR	Pontotoc, Miss./Pontotoc HS/NE Mississippi CC
57	Hayden Ferrari	LB	5-11	210	r-Fr./SQ	Memphis, Tenn./Christian Brothers HS
58	Donald Pennington	DL	6-2	285	r-Sr./3L	Amite, La./Amite HS
59	Malcolm Lane	LB	6-1	215	r-Fr./SQ	Chattanooga, Tenn./Baylor School
59	Brytain Peddy	OL	6-5	310	R-Fr./SQ	Munford, Tenn./Munford HS
60	Cooper Williams	OL	6-0	280	R-So./1L	Memphis, Tenn./Christian Brothers HS
61	Zane Sutherland	LB	6-3	230	Fr./HS	Seymour, Tenn./The King's Academy
63	Ryan Young	OL	6-3	265	Fr./HS	Memphis, Tenn./St. George's
64	Zach Collins	OL	6-4	290	R-Jr./2L	Memphis, Tenn./Harding Academy
65	Christopher Roberson	OL	6-7	330	R-Fr./3L	Memphis, Tenn./Central Baptist School
71	Gabe Kuhn	OL	6-4	295	R-Jr./2L	Wildwood, Mo./Lafayette HS
72	Trevon Tate	OL	6-4	280	R-So./1L	Houston, Texas/North Shore HS
73	Keenen Davis	OL	6-5	295	R-Fr./SQ	Horn Lake, Miss./Horn Lake HS
74	Jonathan Timmons	OL	6-5	320	Fr./HS	Memphis, Tenn./Southwind HS
75	Tauvaga "Tau" Ho Ching II	OL	6-5	285	So./TR	Upland, Calif./Upland HS/Mt. San Antonio JC
77	Harneet Gill	OL	6-7	265	Jr./TR	St. Charles, Mo./Francis Howell HS/Butler CC
78	Nick Thomas	OL	6-2	285	R-So./1L	Bartlett, Tenn./Bartlett HS
79	Scottie Dill	OL	6-7	285	R-Fr./SQ	Eads, Tenn./Briarcrest Christian School
80	Daniel Montiel	TE	6-3	240	R-Sr./3L	Arlington, Texas/Arlington HS
81	Mechane Slade	WR	5-8	165	r-Fr./SQ	Roswell, Ga./Roswell HS
82	Hunter Hill	WR	5-11	184	Fr./HS	Memphis, Tenn./Briarcrest HS
83	Daniel Hurd	WR	6-2	220	R-Sr./3L	Memphis, Tenn./Wooddale HS
84	Robby Young	TE	6-4	255	R-Jr./2L	Germantown, Tenn./Christian Brothers HS
85	Kyle Oliver	TE	6-4	246	So./TR	LaVergne, Tenn./Oakland HS/Jones County JC
86	Joey Magnifico	TE	6-4	235	R-Fr./SQ	Cordova, Tenn./St. Benedict at Auburndale HS
87	Ross Burcham	TE	6-5	225	R-Fr./SQ	Adamsville, Tenn./Adamsville HS
88	Drew Bishop	WR	6-0	190	R-Sr./3L	Memphis, Tenn./St. George's
89	Phil Mayhue	WR	6-3	210	Jr./2L	Sicklerville, N.J./Winslow Township HS/ Atlanta Sports Academy
90	John Tate IV	DL	6-4	290	Fr./HS	Pine Bluff, Ark./Pine Bluff HS
91	Nick Raby	DL	6-4	240	R-Fr./SQ	Cape Coral, Fla./Baker HS
92	Peyton Jones	DL	6-6	235	R-Fr./SQ	Memphis, Tenn./Memphis University School
93	Cortez Crosby	DL	6-1	270	R-Jr./2L	Commerce, Texas/Commerce HS
94	Freddie Dillard	DL	6-3	265	Fr./HS	Memphis, Tenn./Germantown HS
95	Michael Edwards	DL	6-2	295	Sr./1L	Sun Prairie, Wis./Sun Prairie HS/Iowa Western CC
96	Khalil Johnson	DL	6-5	250	R-Fr./SQ	Dallas, Texas/Kimball HS
97	Emmanuel Cooper	DL	6-1	275	So./1L	Arkadelphia, Ark./Arkadelphia HS
98	Jared Gentry	DL	6-2	325	So./1L	Opelika, Ala./Opelika HS
99	Chase Joy	DL	6-3	292	Fr./HS	Dyersburg, Tenn./Dyer County HS



MEMPHIS TIGERS ALPHABETICAL ROSTER

No.	Name	Pos.	Ht.	Wt.	Cl./Exp.	Hometown/Last School
7	Curtis Akins	LB	6-2	230	R-So./1L	Byhalia, Miss./Byhalia HS
56	Andrew Ashe	LS	6-1	210	Jr./TR	Pontotoc, Miss./Pontotoc HS/NE Mississippi CC
16	Nehemiah Augustus	LB	6-0	205	Fr./HS	Patterson, La./Patterson HS
6	Genard Avery	LB	6-1	255	Jr./2L	Grenada, Miss./Grenada HS
52	Tim Belles	LS	6-5	255	R-Fr./SQ	Germantown, Tenn./Houstan HS
88	Drew Bishop	WR	6-0	190	R-Sr./3L	Memphis, Tenn./St. George's
27	Jahod Booker	WR	5-11	185	Fr./HS	Montgomery, Ala./Park Crossing HS
5	Latarius Brady	DL	6-2	280	R-Sr./3L	Memphis, Tenn./East HS
87	Ross Burcham	TE	6-5	225	R-Fr./SQ	Adamsville, Tenn./Adamsville HS
47	Colton Cochran	DB	6-0	195	Fr./HS	Memphis, Tenn./St. Benedict at Auburndale
9	Jamil Collins	DB	5-11	170	R-Jr./2L	Olive Branch, Miss./Olive Branch HS
64	Zach Collins	OL	6-4	290	R-So./2L	Memphis, Tenn./Harding Academy
14	Jonathan Cook	DB	6-0	198	Jr./TR	Daphne, Ala./Spanish Fort HS/Garden City CC
97	Emmanuel Cooper	DL	6-1	275	So./1L	Arkadelphia, Ark./Arkadelphia HS
11	Sam Craft	RB	6-0	210	Sr./3L	Memphis, Tenn./Olive Branch (Miss.) HS
93	Cortez Crosby	DL	6-1	270	R-Jr./2L	Commerce, Texas/Commerce HS
7	Brady Davis	QB	6-4	205	R-Fr./SQ	Columbus, Miss./Starkville HS
73	Keenen Davis	OL	6-5	295	R-Fr./SQ	Horn Lake, Miss./Horn Lake HS
79	Scottie Dill	OL	6-7	285	R-Fr./SQ	Eads, Tenn./Briarcrest Christian School
94	Freddie Dillard	DL	6-3	265	Fr./HS	Memphis, Tenn./Germantown HS
34	Jackson Dillon	LB	6-6	245	Sr./3L	Ringling, Okla./Ringling HS
28	Doroland Dorceus	WR	5-10	215	R-Jr./2L	New Orleans, La./Spring (Texas) HS
37	Austin Duncan	RB	6-2	205	Fr./HS	Medina, Tenn./South Gibson County HS
5	Sean Dykes	WR	6-2	210	Fr./HS	Houston, Texas/Manvel HS
95	Michael Edwards	DL	6-2	295	Sr./1L	Sun Prairie, Wis./Sun Prairie HS/Iowa Western CC
46	Jake Elliott	PK	5-10	165	Sr./3L	Western Springs, Ill./Lyons Township HS
44	Steven Enis	LB	6-2	235	R-Fr./SQ	Fayette, Ala./Fayette County HS
4	Riley Ferguson	QB	6-4	210	Jr./TR	Matthews, N.C./Butler HS/Coffeyville CC
57	Hayden Ferrari	LB	5-11	210	R-Fr./SQ	Memphis, Tenn./South Christian Brothers HS
32	Jacobi Francis	DB	5-10	165	Fr./HS	Covington, Ga./Newton HS
98	Jared Gentry	DL	6-2	325	So./1L	Opelika, Ala./Opelika HS
77	Harneet Gill	OL	6-7	265	Jr./TR	St. Charles, Mo./Francis Howell HS/Butler CC
25	Austin Hall	DB	6-2	205	R-Fr./SQ	Collierville, Tenn./Collierville HS
50	Lenard Harden	LB	5-11	205	Sr./3L	Memphis, Tenn./Ridgeway HS
35	Tim Hart	LB	6-1	220	Fr./HS	Memphis, Tenn./Memphis University School
8	Darrell Henderson	RB	5-9	175	Fr./HS	Batesville, Miss./South Panola HS
82	Hunter Hill	WR	5-11	184	Fr./HS	Memphis, Tenn./Briarcrest Christian School
1	Jacoby Hill	DL	6-3	211	Fr./HS	Atlanta, Ga./Carver HS
75	Tauvaga "Tau" Ho Ching II	OL	6-5	285	So./TR	Upland, Calif./Upland HS/Mt. San Antonio JC
55	Bryce Huff	LB	6-3	245	Fr./HS	Mobile, Ala./St. Paul's Episcopal
83	Daniel Hurd	WR	6-2	220	R-Sr./3L	Memphis, Tenn./Wooddale HS
47	Nick Jacobs	P	6-1	195	Jr./2L	Melbourne, Victoria, Australia/ Brighton Grammar School
15	Christian Johnson	DL	6-5	255	R-Jr./2L	Memphis, Tenn./Southwind HS
96	Khalil Johnson	DL	6-5	250	R-Fr./SQ	Dallas, Texas/Kimball HS
13	Kedarian Jones	WR	6-1	175	R-Fr./SQ	Dallas, Texas/Kimball HS
92	Peyton Jones	DL	6-6	235	R-Fr./SQ	Memphis, Tenn./Memphis University School
24	Deandre Jordan	DB	6-0	200	Sr./1L	Sylmar, Calif./Sylmar HS/Pierce College
99	Chase Joy	DL	6-3	292	Fr./HS	Dyersburg, Tenn./Dyer County HS
71	Gabe Kuhn	OL	6-4	295	R-Jr./2L	Wildwood, Mo./Lafayette HS
54	Drew Kyser	OL	6-5	300	So./1L	Opelika, Ala./Opelika HS
50	Lio Lafaele	OL	6-4	290	Jr./TR	Corona, Calif./Centennial HS/Riverside CC
59	Malcolm Lane	LB	6-1	215	R-Fr./SQ	Chattanooga, Tenn./Baylor School
12	Chauncey Lanier	DB	5-10	185	R-Sr./3L	Davie, Fla./Nova HS
22	Tyrez Lindsey	DB	6-2	187	Fr./HS	Dothan, Ala./Dothan HS
86	Joey Magnifico	TE	6-4	235	R-Fr./SQ	Cordova, Tenn./St. Benedict at Auburndale
8	Arthur Maulet	DB	5-11	190	Sr./1L	Harvey, La./Bonnabel HS/Copiah-Lincoln CC
89	Phil Mayhue	WR	6-3	210	Jr./2L	Sicklerville, N.J./Winslow Township HS/ Atlanta Sports Academy
25	Jaylen McClanahan	WR	6-3	175	R-Fr./SQ	Clarksville, Tenn./West Creek HS
42	Gavin McCrary	TE	6-3	254	R-Fr./TR	Germantown, Tenn./Houston HS/Southeast Missouri
35	Evan Michael	P	6-1	230	R-Jr./2L	Germantown, Tenn./Christian Brothers HS
3	Anthony Miller	WR	5-11	190	R-Jr./1L	Memphis, Tenn./Christian Brothers HS
13	DeMarco Montgomery	DL	6-3	245	Sr./1L	Atmore, Ala./Spanish Fort HS/E Mississippi CC
80	Daniel Montiel	TE	6-3	240	R-Sr./3L	Arlington, Texas/Arlington HS
2	David Moore	QB	6-2	185	Fr./HS	Alpharetta, Ga./Milton HS
41	Trevor Morgan	LS	6-1	210	Sr./3L	Fayetteville, Ga./Whitewater HS
17	Chris Morley	DB	5-11	195	R-Sr./3L	Plantation, Fla./South Plantation HS
10	Dontrell Nelson	DB	6-1	180	Sr./3L	Olive Branch, Miss./Olive Branch HS
51	Jace Neville	OL	6-6	290	R-So./1L	Columbia, Mo./Rock Bridge HS
2	Tye Northern	DB	6-1	190	R-Sr./1L	Tunica, Miss./Rosa Fort HS/Pearl River CC
19	Jae'Lon Oglesby	WR	5-11	175	So./1L	Central, S.C./D.W. Daniel HS/ Fork Union Military Academy
85	Kyle Oliver	TE	6-4	246	So./TR	LaVergne, Tenn./Oakland HS/Jones County JC
26	Jahmahl Pardner	DB	6-1	175	R-Sr./TR	Rochester, N.Y./Pittsburgh/Towson
59	Brytain Peddy	OL	6-5	310	R-Fr./SQ	Munford, Tenn./Munford HS
58	Donald Pennington	DL	6-2	285	R-Sr./3L	Amite, La./Amite HS
4	Josh Perry	DB	6-3	183	Fr./HS	Amite, La./Amite HS
40	Thomas Pickens	DB	6-2	200	Fr./HS	Memphis, Tenn./Memphis University School
1	Tony Pollard	WR	5-11	200	R-Fr./SQ	Memphis, Tenn./Melrose HS
29	Darian Porter	LB	6-3	230	R-Jr./1L	Louisville, Ky./Seneca HS/Mt. San Jacinto College
49	Joseph Prevost	LB	6-1	220	R-Fr./SQ	Marrero, La./Archbishop Shaw HS
21	Kam Prewitt	DB	5-11	175	R-Fr./SQ	Birmingham, Ala./Clay-Chalkville HS
18	Roderick Proctor	WR	5-11	175	Jr./2L	Orlando, Fla./Dr. Phillips HS
91	Nick Raby	DL	6-4	240	R-Fr./SQ	Cape Coral, Fla./Baker HS
65	Christopher Roberson	OL	6-7	330	R-Sr./3L	Memphis, Tenn./Central Baptist School
45	Noah Robinson	LB	6-4	225	Jr./2L	Worcester, Mass./Doherty Memorial HS/ Atlanta Sports Academy
23	B.J. Ross	DB	5-9	185	Sr./3L	Melbourne, Fla./Palm Bay HS
19	Shaun Rupert	DB	6-1	195	R-Jr./TR	Montgomery, Ala./Carver HS/Missouri
48	Brennan Ryan	TE	6-5	230	Fr./HS	Bartlett, Tenn./St. Benedict at Auburndale
81	Mechane Slade	WR	5-8	165	R-Fr./SQ	Roswell, Ga./Roswell HS
39	Christian Slaughter	DB	5-10	170	R-Jr./SQ	Cedar Hill, Texas/Cedar Hill HS
36	Spencer Smith	P/PK	6-1	195	R-Jr./2L	Newnan, Ga./East Coweta HS
15	Jason Stewart	QB	6-3	205	R-Sr./1L	Alexandria, Va./Hayfield Secondary/Fort Scott CC
33	Phillip Sumpter	DB	5-11	200	R-Jr./2L	Edmond, Okla./Santa Fe HS
61	Zane Sutherland	LB	6-3	230	Fr./HS	Yemour, Tenn./The King's Academy
48	Ernest Suttles	DL	6-5	265	R-Jr./2L	Tampa, Fla./Gaither HS
90	John Tate IV	DL	6-4	290	Fr./HS	Pine Bluff, Ark./Pine Bluff HS
72	Trevon Tate	OL	6-4	280	R-So./1L	Houston, Texas/North Shore HS
6	Patrick Taylor, Jr.	RB	6-3	216	Fr./HS	Humble, Texas/Atascocita HS
44	Malik Thomas	WR	6-0	165	R-So./SQ	Memphis, Tenn./Ridgeway HS
78	Nick Thomas	OL	6-2	285	R-So./1L	Bartlett, Tenn./Bartlett HS
74	Jonathan Timmons	OL	6-5	320	Fr./HS	Memphis, Tenn./Southwind HS
24	Tearris Wallace	RB	5-10	220	Sr./2L	Bentonville, Ark./Bentonville HS
30	Shareef White	LB	6-1	235	Jr./2L	Grenada, Miss./Grenada HS
43	Christian Willett	DB	6-1	185	Fr./HS	Germantown, Tenn./Germantown HS
60	Cooper Williams	OL	6-0	280	RS So./1L	Memphis, Tenn./Christian Brothers HS
9	John Williams	WR	5-9	165	Fr./HS	Destrehan, La./Destrehan HS
38	Jonathan Wilson	DL	6-3	265	Fr./HS	Port Sulphur, La./South Plaquemines HS
38	Quincy Wimbish	RB	5-11	190	Fr./HS	Carson, Calif./Murrieta Valley HS
53	Dustin Woodard	OL	6-2	285	Fr./HS	Chandler, Ariz./Chandler HS
31	Anthony Young	DB	6-0	200	R-Jr./2L	Memphis, Tenn./White Station HS
84	Robby Young	TE	6-4	255	R-Jr./2L	Germantown, Tenn./Christian Brothers HS
63	Ryan Young	OL	6-3	265	Fr./HS	Memphis, Tenn./St. George's



THE LAST TIME A TIGER TEAM ...

RUSHING

Had 500 or more yards rushing vs Tulsa, 1969 (507)
 Had 400 or more yards rushing vs Tulsa, 1972 (436)
 Had 300 or more yards rushing vs Missouri State, 2015 (317)
 Had 200 or more yards rushing vs Bowling Green, 2016 (240)
 Had 80 or more rushing attempts vs North Texas State, 1971 (81)
 Had 75 or more rushing attempts vs Wichita State, 1972 (77)
 Had 70 or more rushing attempts vs Georgia Tech, 1981 (70)
 Had seven or more rushing TDs vs Austin Peay, 2014 (7)
 Had six or more rushing TDs vs Austin Peay, 2014 (7)
 Had five or more rushing TDs at Tulsa, 2015 (5)
 Had four or more rushing TDs vs Bowling Green, 2016 (4)
 Had three or more rushing TDs vs Tulane, 2015 (3)
 Had two or more players with 100 yards rushing in a game
 vs. Tulsa, 2015 (Dorceus, 138; Henderson, 112)

PASSING

Had 400 or more yards passing at Tulsa, 2015 (447)
 Had 375 or more yards passing vs Bowling Green, 2016 (395)
 Had 350 or more yards passing vs Tulane, 2015 (358)
 Had 300 or more yards passing vs Navy, 2015 (305)
 Had 275 or more yards passing vs Southeast Missouri, 2016 (295)
 Had 250 or more yards passing at Houston, 2015 (278)
 Had 60 or more pass attempts vs SMU, 2007 (61)
 Had 50 or more pass attempts vs Ole Miss, 2015 (53)
 Had 40 or more pass attempts vs Southeast Missouri, 2016 (40)
 Had 30 or more pass completions at Tulsa, 2015 (32)
 Had 25 or more pass completions at Temple, 2015 (25)
 Had seven or more passings TDs vs SMU, 2015 (7)
 Had six or more passing TDs vs Bowling Green, 2016 (6)
 Had five or more passing TDs vs SMU, 2007 (5)
 Had four or more passing TDs at Tulsa, 2015 (4)
 Had three or more passing TDs vs Southeast Missouri, 2016 (3)
 Had five or more passes intercepted vs East Carolina, 2006 (5)
 Had four or more passes intercepted vs Ole Miss, 2007 (4)
 Had three players throw a TD pass vs Missouri St, 2015 (P. Lynch, P. Mayhue, C. Holgorsen)
 Had two players throw a touchdown pass at SMU, 2014 (P. Lynch, J. Stewart)
 Had two or more players with 100 yards passing in a game
 vs UCF, 2009 (T. Bass 115 & W. Hudgens 143)

RECEIVING

Had two or more players with 100 yards receiving in a game
 at Tulsa, 2015 (Frazier 128 & Miller, 106)
 Had 10 players with at least 1 reception vs Bowling Green, 2016 (12)

TOTAL OFFENSE

Had 700 or more yards of total offense at Tulsa, 2015 (704)
 Had 600 or more yards total offense vs Bowling Green, 2016 (635)
 Had 500 or more yards total offense vs Tulane, 2015 (581)
 Had 400 or more yards total offense vs Southeast Missouri, 2015 (406)
 Had 100 or more plays vs SMU, 2007 (108)
 Had 90 or more plays at Tulsa, 2015 (96)
 Had 80 or more plays vs Tulane, 2015 (83)
 Had 75 or more plays vs Bowling Green, 2016 (77)

SCORING

Had 70 or more points vs. Bowling Green, 2016 (77)
 Had 60 or more points vs SMU, 2015 (63-0)
 Had 50 or more points vs Cincinnati, 2015 (53-46)
 Had 40 or more points vs Kansas, 2016 (43-7)
 Allowed 50 or more points Mississippi State, 2011 (14-59)
 Allowed 40 or more points vs Cincinnati, 2015 (46-53)
 Was held scoreless at UCF, 2011 (0-41)
 Was held scoreless at home vs SMU, 2011 (0-42)
 Was held scoreless on the road at UCF, 2011 (0-41)
 Held an opponent scoreless vs SMU, 2015 (63-0)
 Held an opponent scoreless at home vs SMU, 2015 (63-0)
 Held an opponent scoreless on the road vs Arkansas, 1993 (6-0)
 Held two opponents scoreless in a season vs Tulsa; USM, 1968
 Held three opponents scoreless in a season vs Utah St.; North Texas; McNeese State, 1965
 Held four opponents scoreless in a season vs Louisville; McNeese St.;
 West Texas State; Tampa, 1964
 Scored a two-point conversion rushing vs Cincinnati, 2015 (Lynch run)
 Scored a two-point conversion passing vs Southeast Missouri, 2016 (A. Miller pass)

TURNOVERS

Had eight or more turnovers vs Louisville, 1979 (8: 6 FR, 2 int.)
 Had seven or more turnovers vs USF, 2003 (3 FR; 4 Int)

Had six or more turnovers vs East Carolina, 2006 (1 FR; 5 Int)
 Had eight or more fumbles vs Alabama, 1986 (8)
 Had seven or more fumbles vs Alabama, 1986 (8)
 Had six or more fumbles vs Middle Tennessee, 2012 (6)
 Had five or more fumbles at Houston, 2013 (5)
 Lost seven or more fumbles vs Mississippi State, 1976 (7)
 Lost six or more fumbles vs Louisville, 1979 (6)
 Lost five or more fumbles vs Tennessee, 1984 (5)
 Lost four or more fumbles at Houston, 2013 (4)
 Lost three or more fumbles at Kansas, 2015 (3)
 Did not commit a turnover vs Bowling Green, 2016
 Had eight or more takeaways vs North Texas State, 1968 (8)
 Had six or more takeaways vs Kansas, 2016 - 6 (4 fumble, 2 int)
 Had five or more takeaways vs SMU, 2015 - 5 (4 fumbles, 1 int)
 Had four or more takeaways vs Bowling Green, 2016 - 4 (4 int)
 Had three or more takeaways at Tulsa, 2015 - 3 (2 Fumble recoveries, 1 INT)
 Returned two interceptions for TDs at Tulane - 2, 2014 (B. McCain, 15; D. Nelson, 58)
 Returned an interception for a TD vs Bowling Green, 2016 (G. Avery)
 Returned a fumble for a TD vs SMU, 2015 (Jackson Dillon, 1 yd)
 Returned two fumbles for TDs vs SMU, 2013
 Blocked two punts for touchdowns vs Tulsa, 1968 (Dees & Marks)

DEFENSE

Held an opponent to 10 or fewer first downs vs SMU, 2015 (10)
 Held an opponent to 0 or fewer yards rushing vs Ole Miss, 1993 (-4)
 Held an opponent to 50 or fewer yards rushing vs SMU, 2015 (33)
 Held an opponent to 100 or fewer yards rushing vs Bowling Green, 2016 (91)
 Held an opponent to 25 or fewer yards passing vs USF, 2003 (25)
 Held an opponent to 50 or fewer yards passing vs Austin Peay, 2014 (30)
 Held an opponent to 100 or fewer yards total offense vs SMU, 2015 (97)
 Held an opponent to 200 or fewer yards total offense vs Missouri State, 2015 (125)
 Held an opponent to 300 or fewer yards total offense vs Bowling Green, 2016 (294)
 Intercepted six or more passes vs East Carolina, 1993 (6)
 Intercepted five or more passes vs Mississippi State, 1998 (5)
 Intercepted four or more passes vs Bowling Green, 2016 (4)
 Intercepted three or more passes vs Auburn, 2015 (3)
 Recovered four or more fumbles vs Kansas, 2016 (4)
 Recovered three or more fumbles vs Missouri State, 2015 (3)
 Recorded a safety vs Tulane, 2015
 Recorded two safeties in a game vs Tulane, 2015
 Recorded seven or more sacks vs Arkansas State, 2013 (7)
 Recorded six or more sacks at Tulsa, 2015 (6)
 Recorded five or more sacks at Houston, 2015 (5)
 Recorded four or more sacks vs SMU, 2015 (4)
 Recorded 12 or more tackles for loss vs SMU, 2015 (12)
 Recorded 10 or more tackles for loss vs Middle Tennessee, 2014 (10)
 Had three or more players with 2 or more tackles for loss vs Middle Tennessee, 2014 (3)
 Had four or more players with 2 or more tackles for loss vs UCF, 2008 (4)

SPECIAL TEAMS

Returned a punt for a TD vs Missouri State, 2015 (Roderick Proctor)
 Returned a blocked punt for a TD at Arkansas State, 2012 (Tevin Jones)
 Returned a kickoff for a TD vs Tennessee, 1996 (Randall Cobb 95 yds)
 Blocked one punt vs Southeast Missouri, 2016 (Tony Pollard)
 Blocked two punts vs Arkansas, 1992 (4)
 Blocked three punts vs Arkansas, 1992 (4)
 Blocked four punts vs Arkansas, 1992 (4)
 Blocked a field goal vs Cincinnati, 2015 (Reggis Ball)
 Blocked a PAT vs Tulane, 2015 (Jackson Dillon)
 Returned a Blocked PAT for 2 Points at UAB, 2012 (Charles Harris)
 Punted 13 or more times vs Texas A&M, 1979 (13)
 Punted 12 or more times vs SMU, 2011 (12)
 Punted 11 or more times at Southern Miss, 2011 (11)
 Punted 10 or more times at Ole Miss, 2014 (10)
 Punted one time in a game at SMU, 2014 (1)
 Punted two times or less at Kansas, 2015 (2)
 Missed a kicking PAT at UAB, 2012
 Had a kicking PAT blocked vs Marshall, 2011
 Had a punt blocked vs Temple, 2013
 Had a field goal blocked vs Auburn, 2015
 Had a blocked field goal returned for a TD vs Louisville, 2008
 Recorded 2 Special Teams TDs at Arkansas State, 2012 (2, BL P & P FF)
 Gave up 2 Special Teams TDs vs Louisville, 2008 (2, BL FG & KOR)
 Kicked an on-side kick at USF, 2015
 Recovered an opponent's on-side kick vs USF, 2014
 Recovered a Memphis on-side kick vs USF, 2015
 Totaled 200 or more kickoff return yards vs Middle Tennessee, 2012 (200)
 Totaled 150 or more kickoff return yards vs Cincinnati, 2015 (161)
 Totaled 100 or more kickoff return yards at Temple, 2015 (108)
 Returned 10 or more kickoffs vs Mississippi State, 2011 (10)
 Returned nine or more kickoffs vs Mississippi State, 2011 (10)
 Returned eight or more kickoffs vs Middle Tennessee, 2012 (8)



MISCELLANEOUS

Had 30 or more first downs..... vs Tulane, 2015 (32)
 Had 20 or more first downs..... vs Bowling Green, 2016 (25)
 Had 16 or more penalties..... at Marshall, 2012 (16)
 Had 15 or more penalties..... at Middle Tennessee, 2013 (15)
 Had 10 or more penalties..... at Tulsa, 2015 (12)
 Had 125 or more yards in penalties..... at Middle Tennessee, 2013 (145)
 Had 100 or more yards in penalties..... vs Tulane, 2015 (106)
 Had a 100-yard rusher and a 100-yard receiver in the same game.....
 at Tulsa, 2015 (Dorceus, 138 rush; Henderson, 112 rush, Frazier, 128 receiving; Miller 106 receiving)
 Had 2 100-yard rushers and 2 100-yard receivers in the same game.....
 at Tulsa, 2015 (Dorceus, 138 rush; Henderson, 112 rush, Frazier, 128 receiving; Miller 106 receiving)
 Had 40 or more minutes of TOP..... at Cincinnati, 2014 (40:55)
 Had 35 or more minutes of TOP..... at Tulsa, 2015 (35:24)
 Had a tie game..... vs Arkansas State, 1990
 Was involved in an overtime..... vs BYU, 2015
 Gave up a Safety..... vs Army, 2000

THE LAST TIME A TIGER PLAYER ...

RUSHING

Rushed 40 or more times..... Marcus Holliday vs Tulane, 1994 (42)
 Rushed 35 or more times..... Sam Craft at Cincinnati, 2014 (38)
 Rushed 30 or more times..... Doroland Dorceus, 2015 (32)
 Rushed 25 or more times..... Doroland Dorceus, 2015 (26)
 Rushed for 250 or more yards..... DeAngelo Williams vs USF, 2004 (263)
 Rushed for 200 or more yards..... Curtis Steele vs Tulsa, 2009 (232)
 Rushed for 175 or more yards..... Brandon Hayes vs USF, 2014 (189)
 Rushed for 150 or more yards..... Brandon Hayes vs USF, 2014 (189)
 Rushed for 125 or more yards..... Doroland Dorceus at Tulsa, 2015 (138)
 Rushed for 100 or more yards..... Doroland Dorceus vs Bowling Green, 2016 (117)
 Rushed for four or more TDs..... Curtis Steele vs Tulsa, 2009 (4)
 Rushed for three or more TDs..... Paxton Lynch vs BYU, 2014 (3)
 Rushed for two or more TDs..... Dorceus & Henderson at Tulsa, 2015 (2)
 Had a run of 90 or more yards..... Herb Covington vs Cincinnati, 1966 (92)
 Had a run of 80 or more yards..... DeAngelo Williams vs Tulane, 2002 (86)
 Had a run of 70 or more yards..... Curtis Steele vs Tulsa, 2009 (77)
 Had a run of 60 or more yards..... Mose Frazier at Kansas, 2015 (60)
 Had a run of 50 or more yards..... Patrick Taylor, Jr. vs Southeast Missouri 2016 (51)
 Had 2 players rush for two or more TDs..... Dorceus & Henderson at Tulsa, 2015 (2)

PASSING

Passed for 400 or more yards..... Paxton Lynch at Tulsa, 2015 (447)
 Passed for 350 or more yards..... Riley Ferguson vs Bowling Green, 2016 (359)
 Passed for 300 or more yards..... Paxton Lynch vs Navy, 2015 (305)
 Passed for 250 or more yards..... Riley Ferguson vs Southeast Missouri, 2016 (295)
 Passed for 200 or more yards..... Paxton Lynch vs SMU, 2015 (222)
 Attempted 60 or more passes..... Martin Hankins vs East Carolina, 2007 (60)
 Attempted 50 or more passes..... Paxton Lynch vs Ole Miss, 2015 (53)
 Attempted 40 or more passes..... Riley Ferguson vs Southeast Missouri, 2016 (40)
 Attempted 30 or more passes..... Paxton Lynch at Temple, 2015 (34)
 Completed 30 or more passes..... Paxton Lynch at Tulsa, 2015 (32)
 Completed 25 or more passes..... Paxton Lynch at Temple, 2015 (25)
 Completed 20 or more passes..... Riley Ferguson vs Bowling Green, 2016 (20)
 Threw seven or more TD passes..... Paxton Lynch vs. SMU, 2015 (7)
 Threw six or more TD passes..... Riley Ferguson vs Bowling Green, 2016 (6)
 Threw four or more TD passes..... Paxton Lynch at Tulsa, 2015 (4)
 Threw three or more TD passes..... Riley Ferguson vs Southeast Missouri, 2016 (3)
 Threw five or more interceptions..... Martin Hankins vs Southern Miss, 2006 (5)
 Threw four or more interceptions..... Martin Hankins vs Ole Miss, 2007 (4)
 Threw three of more interceptions..... Paxton Lynch vs BYU, 2014 (3)
 Completed a pass for 90 or more yards..... Taylor Reed vs Austin Peay, 2011 (93)
 Completed a pass for 80 or more yards..... Riley Ferguson vs Kansas, 2016 (84)
 Completed a pass for 70 or more yards..... Paxton Lynch vs Cincinnati, 2015 (82)
 Completed a pass for 60 or more yards..... Riley Ferguson vs Bowling Green, 2016 (60)
 Completed a pass for 50 or more yards..... Paxton Lynch at Tulsa, 2015 (58)

RECEIVING

Caught 10 or more passes..... Mose Frazier at Tulsa, 2015 (10)
 Caught seven or more passes..... Anthony Miller vs SEMO, 2016 (9)
 Had 180 or more yards receiving..... Bob Sherlag vs Mississippi St., 1965 (186)
 Had 175 or more yards receiving..... Marcus Rucker vs MTSU, 2012 (177)
 Had 150 or more yards receiving..... Marcus Rucker vs MTSU, 2012 (177)
 Had 125 or more yards receiving..... Mose Frazier at Tulsa, 2015 (128)
 Had 100 or more yards receiving..... Anthony Miller vs Southeast Missouri, 2016 (103)
 Caught three or more TD passes..... Carlos Singleton vs SMU, 2007 (3)
 Caught two or more TD passes..... Darrell Henderson vs Southeast Missouri, 2016 (2)

TOTAL OFFENSE

Had 400 or more yards of total offense..... Paxton Lynch at Tulsa, 2015 (453)
 Had 350 or more yards of total offense..... Paxton Lynch vs Tulane, 2015 (386)

Had 300 or more yards of total offense..... Riley Ferguson vs Bowling Green, 2016 (349)
 Had 250 or more yards of total offense..... Riley Ferguson vs Southeast Missouri, 2016 (284)

SCORING

Responsible for seven or more TDs..... Riley Ferguson vs Bowling Green, 2016 - 7 (6 pass, 1 rush)
 Responsible for five or more TDs..... Paxton Lynch at Tulsa, 2015 - 5 (4 pass, 1 rush)
 Accounted for four or more TDs..... Paxton Lynch vs BYU, 2014 - 7 (4 pass, 3 rush)
 Accounted for three or more TDs..... Riley Ferguson vs Southeast Missouri, 2016 - 3 (3 pass)
 Scored four or more TDs..... Curtis Steele vs Tulsa, 2009 (4 rush)
 Scored three or more TDs..... Paxton Lynch vs BYU, 2014 - 3 (3 rush)
 Scored two or more TDs.....
 Doroland Dorceus vs SEMO, 2016 - 2 (1 rec, 1 rush), Darrell Henderson vs. SEMO, 2016 - 2 (2 rec)
 Scored in three different ways..... Arkelon Hall vs vs Louisville, 2008 (2 pass, 1 rsh, 1 rec)

DEFENSE

Intercepted three or more passes..... Bobby McCain at USF, 2013 (3)
 Intercepted two or more passes..... Bobby McCain at Ole Miss, 2014 (2)
 Recovered three or more fumbles..... Quinton McCrary vs UCF, 2007 (3)
 Recovered two or more fumbles..... Michael Edwards, Jr. vs Kansas, 2016 (2)
 Returned two fumbles for TDs..... Ryan Coleman vs SMU, 2013 (2)
 Returned fumble for TD..... Bobby McCain vs Middle Tennessee, 2014
 Recorded four or more sacks..... Clinton McDonald vs Arkansas St., 2008 (4)
 Recorded three of more sacks..... Clinton McDonald vs Arkansas St., 2008 (4)
 Recorded two or more sacks..... Phillip Sumpter vs SMU, 2015 (2.0)
 Recorded four or more TFLs..... Tank Jakes at UCLA, 2014 (4.0)
 Had three or more TFLs..... Leonard Pegues vs. SMU, 2015 (3.0)

SPECIAL TEAMS

Scored 18 or more points kicking..... Ryan White vs UAB, 1999 (18)
 Scored 15 or more points kicking..... Jake Elliott vs Tulsa, 2014 (16)
 Scored 10 or more points kicking..... Jake Elliott vs Bowling Green, 2016 (11)
 Kicked five or more field goals..... Jake Elliott at Houston, 2013 (5)
 Kicked four or more field goals..... Jake Elliott at Temple, 2015 (4)
 Kicked three or more field goals..... Jake Elliott vs Kansas, 2016 (3)
 Attempted five or more field goals..... Jake Elliott at Temple, 2015 (5)
 Attempted four or more field goals..... Jake Elliott vs Kansas, 2016 (4)
 Attempted three or more field goals..... Jake Elliott at Houston, 2015 (3)
 Kicked a field goal of 50 or more yards..... Jake Elliott vs Kansas, 2016 (50)
 Punted 12 or more times..... Tom Hornsey vs SMU, 2011 (12)
 Punted 11 or more times..... Tom Hornsey at Southern Miss, 2011 (11)
 Punted 10 or more times..... Spencer Smith at Ole Miss, 2014 (10)
 Punted 70 or more yards..... Spencer Smith vs Cincinnati, 2015 (72)
 Punted 60 or more yards..... Spencer Smith vs Southeast Missouri, 2016 (60)
 Had a punt average over 50 yards..... Spencer Smith vs Kansas, 2016 (51.3)
 Totaled 175 or more yards in kick returns..... Joe Craig at Connecticut, 2013 (177)
 Totaled 150 or more yards in kick returns..... Joe Craig at Connecticut, 2013 (177)
 Totaled 125 or more yards in kick returns..... Jae'Lon Oglesby vs Cincinnati, 2015 (132)
 Totaled 100 or more yards in kick returns..... Jae'Lon Oglesby at Houston, 2015 (121)
 Returned a kick 90 or more yards..... Bobby McCain at Duke, 2012 (95)
 Returned a kick 50 or more yards..... Bobby McCain at Cincinnati, 2014 (59)
 Returned a kickoff for a TD..... Kevin Cobb vs Tennessee, 1996 (95 yds)
 Returned nine or more kickoffs..... Marcus Hightower vs Houston, 2009 (9)
 Returned eight or more kickoffs..... D.A. Griffin vs Houston, 2010 (8)
 Returned seven or more kickoffs..... Curtis Johnson vs UAB, 2011 (7)
 Returned six or more kickoffs..... Jae'Lon Oglesby vs Cincinnati, 2015 (6)
 Returned 10 or more punts..... Ryan Roskelly vs Tulsa, 1994 (10)
 Returned seven or more punts..... Darron White vs Chattanooga, 2004 (7)
 Returned six or more punts..... Keiwone Malone vs Middle Tennessee, 2014 (6)
 Had 150 or more punt return yards..... Ryan Roskelly vs Tulsa, 1994 (194)
 Had 100 or more punt return yards..... Keiwone Malone at UAB, 2012 (112)
 Had a punt return of 90 or more yards..... Keith Wright vs Louisville, 1975 (94)
 Had a punt return of 80 or more yards..... Ryan Johnson vs Cincinnati, 2000 (82)
 Had a punt return of 50 or more yards..... Roderick Proctor vs Missouri State, 2015 (63)
 Returned a punt for a TD..... Roderick Proctor vs Missouri State, 2015
 Blocked a punt..... Tony Pollard vs Southeast Missouri, 2016
 Returned a blocked punt for a TD..... Tevin Jones at Arkansas State, 2012
 Blocked a field goal..... Reggie Ball vs USF, 2015
 Blocked a PAT..... Jackson Dillon vs Tulane, 2015
 Returned a blocked PAT for a score..... Charles Harris at UAB, 2012

THE LAST TIME A TIGER PLAYER ...

IN ONE QUARTER...

Passed for 75 yards or more..... Riley Ferguson vs Kansas, 2016 (82-1st)
 Passed for 100 yards or more..... Riley Ferguson vs Southeast Missouri, 2016 (134-1st)
 Passed for 150 yards or more..... Riley Ferguson vs Bowling Green, 2016 (150 - 2nd)
 Passed for 175 yards or more..... Arkelon Hall vs UAB, 2008 (186-2nd)
 Passed for 200 yards or more..... Riley Ferguson vs Bowling Green, 2016 (209-1st)
 Passed for four or more TDs..... Riley Ferguson vs Bowling Green, 2016 (4-1st)
 Passed for three or more TDs..... Paxton Lynch vs SMU, 2015(3-1st)
 Passed for two or more TDs..... Riley Ferguson vs Southeast Missouri, 2016 (2-1st)
 Rushed for 75 yards or more..... Patrick Taylor, Jr. vs Southeast Missouri, 2016 (86-4th)



Rushed for 100 yards or more Jarvis Cooper vs Austin Peay, 2014 (101-4th)
 Rushed for 150 yards or more Paul Gowen vs Tulsa, 1969 (150-2nd)
 Rushed for two TDs or more Sam Craft vs Cincinnati, 2015 (2-4th)
 Caught three or more passes Phil Mayhue vs Bowling Green, 2016 (3 - 1st)
 Caught five or more passes Anthony Miller vs Ole Miss, 2015 (5-2nd)
 Caught two or more TD passes Mose Frazier vs Missouri State, 2015 (2-1st)
 Had 75 or more receiving yards Marcus Rucker vs MTSU, 2012 (80-2nd)
 Kicked three or more field goals Stephen Gostkowski vs Ole Miss, 2003 (3-4th)

IN ONE HALF

Passed for 300 yards or more Riley Ferguson vs Bowling Green, 2016 (359-1st)
 Passed for 200 yards or more Riley Ferguson vs Southeast Missouri, 2016 (214-1st)
 Passed for 175 yards or more Paxton Lynch at Houston, 2015 (196-1st)
 Rushed for 100 yards or more Brandon Hayes vs USF, 2014 (100-1st)
 Rushed for 150 yards or more DeAngelo Williams vs Akron, 2005 (154-2nd)
 Rushed for three TDs or more Curtis Steele vs Tulsa, 2009 (3-2nd)
 Rushed for two TDs or more Sam Craft vs Cincinnati, 2015 (2-2nd)
 Passed for seven or more TDs Paxton Lynch vs SMU, 2015 (7-1st)
 Passed for six or more TDs Riley Ferguson vs Bowling Green, 2016 (6-1st)
 Passed for three or more TDs Riley Ferguson vs Southeast Missouri, 2016 (3-1st)
 Caught eight or more passes Maurice Avery vs UAB, 2003 (8-2nd)
 Caught six or more passes Keiwone Malone vs MTSU, 2012 (7-2nd)
 Had 100 yards receiving Marcus Rucker vs MTSU, 2012 (146-1st)
 Had 125 yards receiving Marcus Rucker vs MTSU, 2012 (146-1st)
 Caught two or more TD passes Darrell Henderson vs Southeast Missouri, 2016 (2-1st)
 Kicked four or more field goals Ryan White vs UAB, 1999 (4-1st)
 Kicked three or more field goals Jake Elliott at Temple, 2015 (3-1st)

THE LAST TIME A TIGER TEAM ...

IN ONE QUARTER

Passed for 75 yards or more vs Kansas, 2016 (82-1st)
 Passed for 100 yards or more vs Southeast Missouri, 2016 (134-1st)
 Passed for 150 yards or more vs Bowling Green, 2016 (150-2nd)
 Passed for 175 yards or more vs UT-Martin, 2009 (175-2nd)
 Passed for 200 yards or more vs Bowling Green, 2016 (209-1st)
 Passed for two TDs vs Bowling Green, 2016 (2-2nd)
 Passed for three TDs vs SMU, 2015(3-1st)
 Passed for four TDs vs Bowling Green, 2016 (4-1st)
 Rushed for 75 yards or more vs Kansas (78-1st)
 Rushed for 100 yards or more vs Bowling Green, 2016 (100-3rd)
 Rushed for 125 yards or more vs Austin Peay, 2014 (133-4th)
 Rushed for three TDs or more at SMU, 2014 (3-2nd)
 Rushed for two TDs or more at Tulsa, 2015 (2-4th)
 Kicked three or more field goals vs Ole Miss, 2003 (3-4th)
 Had four receivers catch three passes vs Southern Miss, 2007 (4-4th)
 Had seven receivers catch one pass vs Cincinnati, 2013 (7-4th)

IN ONE HALF

Passed for 300 yards or more vs Bowling Green, 2016 (359-1st)
 Passed for 200 yards or more vs Southeast Missouri, 2016 (214-1st)
 Passed for 175 yards or more at Houston, 2015 (196-1st)
 Passed for 150 yards or more at Tulsa, 2015 (158-2nd)
 Passed for two or more TDs vs Kansas (2-1st)
 Passed for three or more TDs vs Southeast Missouri, 2016 (3-1st)
 Passed for six or more TDs vs Bowling Green, 2016 (6-1st)
 Passed for seven or more TDs vs SMU, 2015 (7-1st)
 Rushed for 250 yards or more vs Akron, 2005 (252-2nd)
 Rushed for 200 yards or more at Kansas, 2015 (231-2nd)
 Rushed for 150 yards or more vs Bowling Green, 2016 (153-2nd)
 Rushed for four TDs or more vs Austin Peay, 2014 (5-1st)
 Rushed for two TDs or more at Houston, 2015 (2-2nd)
 Kicked four or more field goals vs UAB, 1999 (4-1st)

THE LAST TIME A TIGER OPPONENT ...

RUSHING

Had 500 or more yards rushing Texas A&M, 1978 (523)
 Had 400 or more yards rushing East Carolina, 2007 (491)
 Had 300 or more yards rushing Navy, 2015 (374)
 Had 75 or more rushing attempts Texas A&M, 1978 (75)
 Had 70 or more rushing attempts Arkansas State, 1986 (71)
 Had seven or more rushing TDs UCF, 2007 (7)
 Had six or more rushing TDs East Carolina, 2007 (6)
 Had five or more rushing TDs Navy, 2015 (5)
 Had four or more rushing TDs Houston, 2015(4)
 Had two players with 100 yards rushing in game
 Southern Miss, 2008 (Austin Davis, 128, Damion Fletcher 100)

PASSING

Had 500 or more yards passing Cincinnati, 2015 (620)
 Had 400 or more yards passing Tulsa, 2015 (424)

Had 300 or more yards passing Ole Miss, 2015 (440)
 Had 60 or more pass attempts Cincinnati, 2015 (64)
 Had 50 or more pass attempts Cincinnati, 2015 (64)
 Had 40 or more pass attempts Bowling Green, 2016 (48)
 Had 35 or more completions Cincinnati, 2015 (38)
 Had 30 or more completions Ole Miss, 2015 (34)
 Had 25 or more completions Kansas, 2016 (26)
 Had six or more TD passes Houston, 2010 (6)
 Had five or more TD passes East Carolina, 2012 (5)
 Had four or more TD passes Tulsa, 2015 (4)
 Had three or more TD passes Ole Miss, 2015 (3)
 Had six or more passes intercepted East Carolina, 1993 (6)
 Had five or more passes intercepted Mississippi State, 1997 (5)
 Had four or more passes intercepted Bowling Green, 2016 (4)
 Had three or more passes intercepted Auburn, 2015 (3)

RECEIVING

Had two or more players with 100 yards receiving in game
 Cincinnati, 2015 (Max Morrison-162, Chris Moore-153, Shaq Washington-120)

TOTAL OFFENSE

Had 600 or more yards of total offense Cincinnati, 2015 (752)
 Had 500 or more yards of total offense Auburn, 2015 (402)
 Had 400 or more yards of total offense Temple, 2015 (461)
 Had 90 or more plays Cincinnati, 2015 (100)
 Had 80 or more plays Tulsa, 2015 (81)
 Had 75 or more plays Bowling Green, 2016 (76)

SCORING

Scored 70 or more points Ole Miss, 1935 (92)
 Scored 60 or more points Ole Miss, 1980 (61)
 Scored 50 or more points Miss. State, 2011 (59)
 Scored 40 or more points Navy, 2015 (45)
 Scored a two-point conversion passing at UCLA, 2014
 Scored a two-point conversion running UAB, 2011

TURNOVERS

Committed seven or more turnovers Cincinnati, 1998 (7, 5 fumbles, 2 int.)
 Committed six or more turnovers Kansas (6, 4 fumbles, 2 int.)
 Committed five or more turnovers SMU, 2015(5, 4 fumbles, 1 int.)
 Committed four or more turnovers Bowling Green, 2016 (4, 4 int.)
 Had five or more fumbles East Carolina, 2012 (5)
 Lost four or more fumbles Kansas, 2016 (4)
 Did not commit a turnover vs Bowling Green, 2016
 Returned an interception for a touchdown BYU, 2014 (Zac Stout - 19 yd)
 Returned a fumble for a touchdown Tulsa, 2014 (DeMarco Nelson - 6 yd)

DEFENSE

Held UM to 10 or fewer first downs SMU, 2012 (9)
 Held UM to 0 or fewer yards rushing SMU, 2011 (-14)
 Held UM to under 100 yards rushing Temple, 2015 (76)
 Held UM to 100 or fewer yards passing Auburn, 2015 (99)
 Held UM to under 300 yards of total offense Auburn, 2015 (205)
 Held UM to under 200 yards of total offense Ole Miss, 2014 (104)
 Intercepted five or more UM passes East Carolina, 2006 (5)
 Intercepted four or more UM passes Ole Miss, 2007 (4)
 Intercepted three or more UM passes BYU, 2014 (3)
 Recorded a safety Army, 2000
 Recorded six or more quarterback sacks Louisville, 2010 (6)
 Recorded five or more quarterback sacks Kansas, 2016 (5)

SPECIAL TEAMS

Returned a punt for a TD Houston, 2010 (P.Edwards)
 Returned a blocked punt for a TD Temple, 2013 (Michael Felton)
 Returned a kickoff for a TD Louisville, 2008 (Trent Guy)
 Blocked a punt Temple, 2013 (Michael Felton)
 Blocked a field goal Auburn, 2015 (Blake Countess)
 Blocked a field goal for a TD Louisville, 2008 (Brandon Heath)
 Blocked a PAT Tulane, 2012
 Punted 10 or more times Missouri State, 2015 (10)
 Did not punt Houston, 2010
 Missed a PAT (kicking) Cincinnati, 2013
 Kicked an on-side kick USF, 2014
 Scored two special teams TDs Louisville, 2008

MISCELLANEOUS

Had 30 or more first downs Cincinnati, 2015 (38)
 Had 25 or more first downs Temple, 2015 (25)
 Had 10 or more penalties Tulsa, 2015 (11)
 Had 100 or more penalty yards Cincinnati, 2015 (101)
 Had 35 minutes or more of possession Navy, 2015 (36:57)
 Had a 100 yard receiver and rusher SMU, 2012
 (Zach Line, 127 rush; Darius Johnson, 141 rec)



THE LAST TIME A TIGER OPPOSING PLAYER ...

RUSHING

Rushed 45 or more times Cyrus Lawrence, Va. Tech, 1981 (45)
 Rushed 35 or more times Brynn Harvey, UCF, 2009 (42)
 Rushed 30 or more times Brynn Harvey, UCF, 2009 (42)
 Rushed 25 or more times David Oku, Arkansas State, 2012 (25)
 Rushed for 300 or more yards Chris Johnson, East Carolina, 2007 (301)
 Rushed for 250 or more yards Chris Johnson, East Carolina, 2007 (301)
 Rushed for 200 or more yards Bilal Powell, Louisville, 2010 (204)
 Rushed for 150 or more yards L. Murray, UCF, 2012 (192)
 Rushed for 100 or more yards Chris Swain, Navy, 2015 (108)
 Rushed for four or more TDs Chris Johnson, East Carolina, 2007 (4)
 Rushed for three or more TDs Chris Swain, Navy, 2015 (108)
 Rushed for two or more TDs Kenneth Farrow, Houston, 2015 (2)
 Had a run of 80 yards or more L. Murray, UCF, 2012 (83)
 Had a run of 70 yards or more Marlon Mack, USF, 2014 (75)
 Had a run of 60 yards or more Khalil Herbert, Kansas, 2016 (66)
 Had a run of 50 yards or more Will Young, Southeast Missouri, 2016 (61)

PASSING

Passed for 500 yards or more Hayden Moore, Cincinnati, 2015 (557)
 Passed for 400 yards or more Dane Evans, Tulsa, 2015 (421)
 Passed for 300 yards or more Chad Kelly, Ole Miss, 2015 (372)
 Attempted 60 or more passes Marquel Blackwell, USF, 2001 (62)
 Attempted 50 or more passes Hayden Moore, Cincinnati, 2015 (53)
 Attempted 40 or more passes Chad Kelly, Ole Miss, 2015 (47)
 Attempted 35 or more passes Dane Evans, Tulsa, 2015 (36)
 Completed 30 or more passes Chad Kelly, Ole Miss, 2015 (33)
 Completed 25 or more passes Hayden Moore, Cincinnati, 2015 (31)
 Threw for five or more TDs Shane Carden, East Carolina, 2012 (5)
 Threw for four or more TDs Dane Evans, Tulsa, 2015 (4)
 Threw for three or more TDs Hayden Moore, Cincinnati, 2015 (4)
 Threw four or more interceptions Mike White, USF, 2013 (4)
 Threw three or more interceptions Christian Stewart, BYU, 2014 (3)
 Completed a pass for 90 or more yards Matt Johnson, Bowling Green, 2015 (94)
 Completed a pass for 80 or more yards Dane Evans, Tulsa, 2015 (80)
 Completed a pass for 70 or more yards Keenan Reynolds, Navy, 2015 (75)
 Completed a pass for 60 or more yards Dane Evans, Tulsa, 2015 (80)
 Completed a pass for 50 or more yards Dane Evans, Tulsa, 2015 (80)

RECEIVING

Caught 15 or more passes Jeremy Davis, Connecticut, 2013 (15)
 Caught 10 or more passes Demarcus Ayers, Houston, 2015 (13)
 Caught eight or more passes Mitch Mathews, BYU, 2014 (9)
 Had 200 or more yards receiving Keyarris Garrett, Tulsa, 2015 (268)
 Had 175 or more yards receiving Roger Lewis, Bowling Green, 2015 (261)
 Had 150 or more yards receiving Max Morrison, Cincinnati, 2015 (162)
 Had 125 yards or more receiving Demarcus Ayers, Houston, 2015 (127)
 Had 100 or more yards receiving Chris Moore, Cincinnati, 2015 (153)
 Caught three or more TD passes Keyarris Garrett, Tulsa, 2015 (3)
 Caught two or more TD passes Max Morrison, Cincinnati, 2015 (2)

TOTAL OFFENSE

Had 400 or more yards of total offense Dane Evans, Tulsa, 2015 (421)
 Had 300 or more yards of total offense P.J. Walker, Temple, 2015 (310)

SCORING

Accounted for five or more TDs Dane Evans, Tulsa, 2015 (4 - 4 pass)
 Accounted for four or more TDs Hayden Moore, Cincinnati, 2015 (4 - 4 pass)
 Accounted for three or more TDs Chris Swain, Navy, 2015 (3 - 3 rush)
 Scored four or more TDs Chris Johnson, East Carolina, 2007 (4)
 Scored three or more TDs Roger Lewis, Bowling Green, 2015 (3)
 Scored two or more TDs Dontrell Hillard, Tulane, 2015 (2)
 Kicked four or more field goals Kevin Fitzpatrick, Tulsa, 2009 (4)
 Kicked three or more field goals Cairo Santos, Tulane, 2012 (3)

DEFENSE

Intercepted two or more passes Efrem Oliphant, Houston, 2014 (2)
 Recovered two or more fumbles D. Mathews, Houston, 2013 (2)
 Recorded three or more sacks Chris Daly, USF, 2001 (3)
 Recorded two or more sacks Tanzel Smart, Tulane, 2014 (2)
 Recorded four or more tackles for loss Chris Daley, USF, 2001 (4)
 Recorded three or more tackles for loss Sean Chandler, Temple, 2015 (3.0)

SPECIAL TEAMS

Scored 10 or more points kicking Nick Visco, Temple, 2013 (10)
 Kicked four or more field goals Kevin Fitzpatrick, Tulsa, 2009 (4)
 Kicked three or more field goals Cairo Santos, Tulane, 2012 (3)
 Kicked a field goal of 50 yds or more Kevin Phillips, Auburn, 2015 (50)
 Kicked a 70-yard punt Caleb Houston, UCF, 2013 (71)
 Kicked a 60-yard punt Dalton Parks, Tulsa, 2014 (61)
 Totaled 150 or more kick return yards Casey Robottom, Tulane, 2008 (166)
 Totaled 100 or more kick return yards Adam Hine, BYU, 2014 (109)
 Totaled 100 or more punt return yards Mario Hull, Rice, 2011 (121)
 Had a punt return of 50 or more yards Kenneth Acker, SMU, 2012 (59)
 Had a 100-yard kickoff return Fred Reed, Mississippi St., 2003



SCORING INDIV. RECORDS

MOST POINTS SCORED (MIN. 18)

RK	TDS	PLAYER VS OPPONENT	YEAR
T1	24	Curtis Steele vs Tulsa	2009
T1	24	DeAngelo Williams vs Chattanooga	2004
T1	24	DeAngelo Williams vs Houston	2004
T1	24	DeAngelo Williams vs East Carolina	2004
T1	24	Dante Brown vs Houston	2001
T6	18	Paxton Lynch vs BYU	2014
T6	18	Brandon Hayes vs. Tulsa	2014
T6	18	Brandon Hayes vs. UAB	2012
T6	18	Steven Black vs Tulane	2008
T6	18	Carlos Singleton vs SMU	2007
T6	18	Joseph Doss vs UTEP	2006
T6	18	DeAngelo Williams vs Chattanooga	2005
T6	18	DeAngelo Williams vs Tulsa	2005
T6	18	DeAngelo Williams vs Akron	2005
T6	18	DeAngelo Williams vs Ole Miss	2003
T6	18	DeAngelo Williams vs Tennessee Tech	2003
T6	18	Ryan White vs UAB	1999
T6	18	Gerard Arnold vs Tulane	1999
T6	18	Gerard Arnold vs Arkansas State	1997
T6	18	Russell Copeland vs Tennessee	1992
T6	18	John Martin vs Tulane	1992
T6	18	Larry Porter vs Arkansas State	1990
T6	18	Billy Moody vs Louisville	1987
T6	18	Jeff Womack vs Southwestern Louisiana	1985
T6	18	Paul Gowen vs Cincinnati	1971
T6	18	Stan Davis vs Ole Miss	1971
T6	18	Jay McCoy vs Wichita State	1970
T6	18	Danny Pierce vs Southern Miss	1968
T6	18	Bob Sherlag vs Mississippi State	1965
T6	18	Dave Casinelli vs The Citadel	1962
T6	18	Dave Casinelli vs UT-Arlington	1962
T6	18	Dave Casinelli vs The Citadel	1961
T6	18	James Earl Wright vs The Citadel	1961
T6	18	Don Coffee vs Tulsa	1961
T6	18	Nick Bouni vs Southern Miss	1959
T6	18	Bill Robertson vs Arkansas State	1950
T6	18	Frank Berry vs Tampa	1949

MOST TDS SCORED (MIN. 3; RUSH/REC)

RK	TDS	PLAYER VS OPPONENT	YEAR
T1	4	Curtis Steele vs Tulsa	2009
T1	4	DeAngelo Williams vs Chattanooga	2004
T1	4	DeAngelo Williams vs Houston	2004
T1	4	DeAngelo Williams vs East Carolina	2004
T1	4	Dante Brown vs Houston	2001
T6	3	Paxton Lynch vs BYU	2014
T6	3	Brandon Hayes vs Tulsa	2014
T6	3	Sam Craft vs Temple	2013
T6	3	Brandon Hayes vs UAB	2012
T6	3	Steven Black vs Tulane	2008
T6	3	Carlos Singleton vs SMU	2007
T6	3	Joseph Doss vs UTEP	2006
T6	3	DeAngelo Williams vs Chattanooga	2005
T6	3	DeAngelo Williams vs Tulsa	2005
T6	3	DeAngelo Williams vs Akron	2005
T6	3	DeAngelo Williams vs Ole Miss	2003
T6	3	DeAngelo Williams vs Tennessee Tech	2003
T6	3	Gerard Arnold vs Tulane	1999
T6	3	Gerard Arnold vs Arkansas State	1997
T6	3	Russell Copeland vs Tennessee	1992
T6	3	John Martin vs Tulane	1992
T6	3	Larry Porter vs Arkansas State	1990
T6	3	Billy Moody vs Louisville	1987
T6	3	Jeff Womack vs Southwestern Louisiana	1985
T6	3	Paul Gowen vs Cincinnati	1971
T6	3	Stan Davis vs Ole Miss	1971
T6	3	Jay McCoy vs Wichita State	1970
T6	3	Danny Pierce vs Southern Miss	1968
T6	3	Bob Sherlag vs Mississippi State	1965
T6	3	Dave Casinelli vs The Citadel	1962
T6	3	Dave Casinelli vs UT-Arlington	1962
T6	3	Dave Casinelli vs The Citadel	1961
T6	3	James Earl Wright vs The Citadel	1961
T6	3	Don Coffee vs Tulsa	1961
T6	3	Nick Bouni vs Southern Miss	1959
T6	3	Bill Robertson vs Arkansas State	1950
T6	3	Frank Berry vs Tampa	1949

TDS RESPONSIBLE FOR (MIN. 4; PASS/RUSH)

RK	TDS	PLAYER VS OPPONENT	YEAR
T1	7	Riley Ferguson vs Bowling Green (6 pass, 1 rush)	2016
T1	7	Paxton Lynch vs SMU	2015
T1	7	Paxton Lynch vs BYU	2014
T4	5	Paxton Lynch at Tulsa	2015
T4	5	Danny Wimprine vs Louisville	2004
T4	5	Danny Wimprine vs Murray State	2002
T4	5	Danny Wimprine vs Army	2001
T4	5	James Earl Wright vs Tulsa	1961
T9	4	Paxton Lynch vs UConn	2014
T9	4	Paxton Lynch vs USF	2014
T9	4	Paxton Lynch at Cincinnati	2014
T9	4	Paxton Lynch vs Austin Peay	2014
T9	4	Curtis Steele vs Tulsa	2009
T9	4	Tyler Bass vs UT Martin	2009
T9	4	Arkelon Hall vs UAB	2008
T9	4	Martin Hankins vs East Carolina	2007
T9	4	Martin Hankins vs Southern Miss	2007
T9	4	Martin Hankins vs SMU	2007
T9	4	Danny Wimprine vs Bowling Green St.	2004
T9	4	DeAngelo Williams vs East Carolina	2004
T9	4	DeAngelo Williams vs Houston	2004
T9	4	Danny Wimprine vs East Carolina	2003
T9	4	Travis Anglin vs Chattanooga	2001
T9	4	Dante Brown vs Houston	2001
T9	4	Bernard Oden vs UAB	1997
T9	4	Steve Matthews vs Tulane	1992
T9	4	Tim Jones vs Tulane	1989
T9	4	Lloyd Patterson vs Auburn	1976
T9	4	Danny Pierce vs Louisville	1969
T9	4	Billy Fletcher vs Mississippi State	1965
T9	4	James Earl Wright vs Hardin Simmons	1961
T9	4	James Earl Wright vs Abilene Christian	1960
T9	4	James Earl Wright vs Tennessee Tech	1960

MOST PAT MADE KICKING (MIN. 7)

RK	PAT	PLAYER VS OPPONENT	YEAR
1	11	Jake Elliott vs Bowling Green	2016
T2	9	Jake Elliott vs SMU	2015
T2	9	Jake Elliott at Tulsa	2015
T2	9	Jake Elliott vs Missouri State	2015
T2	9	Jake Elliott vs Austin Peay	2014
T2	9	Pete Weeks vs Louisville	1969
T7	8	Joe Allison vs Tulane	1992
T7	8	Jack Carter vs Hardin-Simmons	1961
T9	7	Jake Elliott at Kansas	2015
T9	7	Jake Elliott v BYU	2014
T9	7	Matt Reagan vs SMU	2007
T9	7	Stephen Gostkowski vs Chattanooga	2005
T9	7	Stephen Gostkowski vs Chattanooga	2004
T9	7	Stephen Gostkowski vs Tulane	2004
T9	7	Ryan White vs Houston	2001
T9	7	Hal McGeorge vs Virginia Tech	1973
T9	7	Roger Carter vs Cincinnati	1972
T9	7	Pete Weeks vs Wichita State	1970

MOST CONSECUTIVE PAT MADE (100)

RK	PAT	PLAYER	YEAR
1	151	Jake Elliott (162x162)	2013-
2	101	Ryan White (101x101)	1998-2001

MOST POINTS KICKING (MIN. 13)

RK	PTS	PLAYER VS OPPONENT	YEAR
1	18	Ryan White vs UAB	1999
2	17	S. Gostkowski vs Arkansas State	2004
T3	16	Jake Elliott vs Tulsa	2014
T3	16	Ryan White vs Cincinnati	1998
5	15	Jake Elliott at Houston	2013
T6	14	Jake Elliott at Bowling Green	2015
T6	14	Stephen Gostkowski vs Marshall	2005
T6	14	Stephen Gostkowski vs Ole Miss	2003
T6	14	Joe Allison vs Tulane	1992
T10	13	Jake Elliott vs Kansas	2016
T10	13	Jake Elliott vs Tulane	2015
T10	13	Jake Elliott at Kansas	2015
T10	13	Jake Elliott vs BYU	2014
T10	13	Matt Reagan vs UAB	2007
T10	13	Matt Reagan vs SMU	2007
T10	13	Stephen Gostkowski vs Louisville	2004
T10	13	Ryan White vs Arkansas State	2000
T10	13	Don Glosson vs Ole Miss	1983
T10	13	Rusty Bennett vs North Texas State	1977

MOST FIELD GOALS MADE (MIN. 4)

RK	FGS	PLAYER VS OPPONENT	YEAR
T1	5	Jake Elliott at Houston	2013
T1	5	Ryan White vs UAB	1999
T3	4	Jake Elliott at Temple	2015
T3	4	Jake Elliott vs Tulsa	2014
T3	4	Matt Reagan vs UAB	2007
T3	4	S. Gostkowski vs Marshall	2005
T3	4	S. Gostkowski vs Arkansas State	2004
T3	4	Ryan White vs Arkansas State	2000
T3	4	Ryan White vs Cincinnati	1998
T3	4	Joe Allison vs Mississippi	1992
T3	4	Rusty Bennett vs North Texas	1977

MOST FIELD GOALS ATTEMPTED (MIN. 4)

RK	ATT	PLAYER VS OPPONENT	YEAR
1	6	Ryan White vs UAB	1999
T2	5	Jake Elliott at Temple	2015
T2	5	Jake Elliott vs Tulsa	2014
T2	5	Jake Elliott at Houston	2013
T4	4	Jake Elliott vs Kansas	2016
T4	4	Jake Elliott vs Tulane	2015
T4	4	Jake Elliott at Temple	2014
T4	4	Jake Elliott at Cincinnati	2014
T4	4	Matt Reagan vs Southern Miss	2009
T4	4	Matt Reagan vs UAB, Rice	2007
T4	4	Matt Reagan vs UAB, Houston	2006
T4	4	Trey Adams vs Chattanooga	2006
T4	4	S. Gostkowski vs Marshall	2005
T4	4	S. Gostkowski vs Arkansas State	2004
T4	4	Stephen Gostkowski vs Tennessee Tech	2003
T4	4	Ryan White vs Arkansas State	2000
T4	4	Ryan White vs Cincinnati	1998
T4	4	Joe Allison vs Mississippi	1992
T4	4	Rusty Bennett vs North Texas	1977

SCORING TEAM RECORDS

MOST POINTS SCORED

RK	PTS	OPPONENT	YEAR
1	77	vs Bowling Green	2016
2	76	Memphis Navy	1950
3	70	vs Tampa	1949
4	69	vs Louisville	1969
5	66	at Tulsa	2015
6	64	vs Union University	1950
T7	63	vs SMU	2015
T7	63	vs Missouri State	2015
9	63	vs Austin Peay	2014
10	62	vs Tulane	1992
T11	61	vs Arkansas State	1949
T11	61	vs East Central Oklahoma	1951

MOST TOUCHDOWNS SCORED

RK	TDS	OPPONENT	YEAR
T1	11	vs Bowling Green	2016
T1	11	vs Tampa	1949
T3	10	vs Louisville	1969
T3	10	vs Union	1950
T5	9	vs SMU	2015
T5	9	at Tulsa	2015
T5	9	vs Missouri State	2015
T5	9	vs Austin Peay	2014
T5	9	vs Arkansas State	1949
T5	9	vs East Central Oklahoma	1951

MOST RUSHING TOUCHDOWNS

RK	TDS	OPPONENT	YEAR
T1	7	vs Austin Peay	2014
T1	7	vs North Texas State	1971
T1	7	vs The Citadel	1962
T4	6	vs Tulane	2008
T4	6	vs Wichita State	1972
T4	6	vs Tulsa	1972
T4	6	vs Tulsa	1969
T4	6	vs Cincinnati	1969

MOST PASSING TOUCHDOWNS

RK	TDS	OPPONENT	YEAR
1	7	vs SMU	2015
2	6	vs Bowling Green	2016
T3	5	vs SMU	2007
T3	5	vs Murray State	2002
T3	5	vs Louisville	1969

MOST PASSING TOUCHDOWNS

RK	TDS	OPPONENT	YEAR
T5	5	at Tulsa	2015
T7	4	vs BYU	2014
T5	4	vs UConn	2014
T5	4	vs UT Martin	2009
T5	4	vs UAB	2008
T5	4	vs Chattanooga	2004
T5	4	vs Louisville	2004
T5	4	vs Bowling Green	2004
T5	4	vs East Carolina	2003
T5	4	vs Louisville	2002
T5	4	vs Army	2001
T5	4	vs Tulane	1992
T5	4	vs Tulsa	1961

MOST EXTRA POINTS

RK	EP	OPPONENT	YEAR
1	11	vs Bowling Green	2016
T2	9	vs SMU	2015
T2	9	at Tulsa	2015
T2	9	vs Missouri State	2015
T2	9	vs Austin Peay	2014
T2	9	vs Louisville	1969
T7	8	vs Chattanooga	2005
T7	8	vs Tulane	1992
T9	7	at Kansas	2015
T9	7	vs BYU	2014
T9	7	vs SMU	2007
T9	7	vs Tulane	2004
T9	7	vs Chattanooga	2004
T9	7	vs Houston	2001
T9	7	vs Virginia Tech	1973
T9	7	vs Wichita State	1972
T9	7	vs Cincinnati	1972
T9	7	vs Louisville	1962

MOST FIELD GOALS MADE

RK	FGS	OPPONENT	YEAR
T1	5	at Houston	2013
T1	5	vs UAB	1999
T3	4	at Temple	2015
T3	4	vs Tulsa	2014
T3	4	vs UAB	2007
T3	4	vs Marshall	2005
T3	4	vs Arkansas State	2004
T3	4	vs Cincinnati	1998
T3	4	vs Ole Miss	1992
T3	4	vs North Texas State	1976

MOST FIELD GOALS ATTEMPTED

RK	ATT	OPPONENT	YEAR
T1	6	vs UAB	1999
T1	6	vs North Texas State	1976
T3	5	at Temple	2015
T3	5	vs Tulsa	2014
T3	5	at Houston	2013
T5	4	vs Kansas	2016
T5	4	vs Tulane	2015
T5	4	at Temple	2014
T5	4	at Cincinnati	2014
T5	4	vs Southern Miss	2009
T5	4	vs UAB, Rice	2007
T5	4	vs Chattanooga	2006
T5	4	vs UAB	2006
T5	4	vs Houston	2006
T5	4	vs East Carolina	2005
T5	4	vs Marshall	2005
T5	4	vs Arkansas State	2004
T5	4	vs Tennessee Tech	2003
T5	4	vs Arkansas	1994
T5	4	vs Ole Miss	1992
T5	4	vs North Texas State	1977

MOST CONSECUTIVE FIELD GOALS MADE

RK	FGS	YEARS
T1	16	1998-99
T1	16	1983-84

RUSHING INDIV. RECORDS

MOST RUSHING ATTEMPTS

RK	ATT	PLAYER VS OPPONENT	YEAR
1	42	Marcus Holliday vs Tulane	1994
T2	39	Curtis Steele vs UTEP	2009
T2	39	DeAngelo Williams vs East Carolina	2005
4	38	Sam Craft at Cincinnati	2014
T5	37	DeAngelo Williams vs Ole Miss	2004
T5	37	Larry Porter vs Ole Miss	1993
T5	37	James King vs Wichita State	1977
8	36	DeAngelo Williams vs Southern Miss	2005
T9	35	DeAngelo Williams vs UTEP	2005
T9	35	Frank Fletcher vs Cincinnati	1994

MOST YARDS RUSHING

RK	YDS	PLAYER VS OPPONENT	YEAR
1	263	DeAngelo Williams vs USF	2004
2	262	DeAngelo Williams vs Houston	2004
3	260	Paul Gowen vs Tulsa	1969
4	240	Curtis Steele vs UTEP	2009
5	238	DeAngelo Williams vs Akron	2005
6	236	DeAngelo Williams vs UTEP	2005
7	232	Curtis Steele vs Tulsa	2009
8	226	DeAngelo Williams vs East Carolina	2005
9	225	DeAngelo Williams vs East Carolina	2004
10	223	DeAngelo Williams vs Tulsa	2005
11	210	Dave Casinelli vs Houston	1963
12	206	Larry Porter vs Arkansas State	1990
13	205	DeAngelo Williams vs Chattanooga	2005
14	203	Curtis Steele vs Arkansas State	2008
15	200	DeAngelo Williams vs Louisville	2004
T16	199	Brandon Hayes vs Tulsa	2014
T16	199	DeAngelo Williams vs USM	2004
18	198	DeAngelo Williams vs Houston	2005
19	195	DeAngelo Williams vs Tulane	2003
20	190	Teofilo Riley vs Arkansas State	1998
T21	189	Brandon Hayes vs USF	2014
T21	189	Richard Williams vs Georgia Tech	1980
23	188	Eddie Hill vs Cincinnati	1978

HIGHEST AVERAGE PER CARRY (MIN. 12 CARRIES)

RK	AVG	PLAYER VS OPPONENT	YEAR
1	15.8	Richard Williams vs Georgia Tech	1980
2	15.3	Paul Gowen vs Tulsa	1969
3	12.2	Curtis Steele vs Tulsa	2009
4	11.0	DeAngelo Williams vs Army	2002
5	10.8	DeAngelo Williams vs Murray State	2002
6	10.4	Eddie Hill vs Cincinnati	1978
7	10.3	DeAngelo Williams vs Chattanooga	2005

LONGEST RUN FROM SCRIMMAGE

RK	YDS	PLAYER VS OPPONENT	YEAR
1	95	Keith White vs Arkansas State	1948
T2	92	Herb Covington vs Cincinnati	1966
T2	92	Sonny Parsons vs The Citadel	1961
T4	89	Keith Benton vs Louisville	1990
T4	89	Jack Scott vs Union	1948

MOST RUSHING TOUCHDOWNS

RK	TDS	PLAYER VS OPPONENT	YEAR
T1	4	Curtis Steele vs Tulsa	2009
T1	4	DeAngelo Williams vs Chattanooga	2004
T1	4	DeAngelo Williams vs Houston	2004
T1	4	DeAngelo Williams vs East Carolina	2004
T1	4	Dante Brown vs Houston	2001
T2	3	28 times (last; Lynch vs BYU, 2014)	

RUSHING TEAM RECORDS

MOST RUSHING ATTEMPTS

RK	ATT	OPPONENT	YEAR
1	81	vs North Texas State	1971
2	77	vs Wichita State	1972
3	76	vs North Texas State	1979
T4	70	vs Georgia Tech	1981
T4	70	vs Virginia Tech	1970

FEWEST RUSHING ATTEMPTS

RK	ATT	OPPONENT	YEAR
T1	19	vs Arkansas	1998
T1	19	vs UCF	2006
3	20	vs Mississippi	1998

MOST YARDS RUSHING

RK	YDS	OPPONENT	YEAR
1	536	vs Arkansas State	1950
2	507	vs Tulsa	1969
3	485	vs Wichita State	1970
4	456	vs North Texas State	1971
5	436	vs Tulsa	1972
6	419	vs The Citadel	1962

FEWEST YARDS RUSHING

RK	YDS	OPPONENT	YEAR
T1	-14	vs SMU	2011
T1	-14	vs Houston	1998

MOST RUSHING TOUCHDOWNS

RK	TDS	OPPONENT	YEAR
T1	7	vs Austin Peay	2014
T1	7	vs North Texas State	1971
T1	7	vs The Citadel	1962
T4	6	vs Tulane	2008
T4	6	vs Wichita State	1972
T4	6	vs Tulsa	1972
T4	6	vs Cincinnati	1969

PASSING INDIV. RECORDS

MOST PASSING ATTEMPTS

RK	ATT	PLAYER VS OPPONENT	YEAR
T1	60	Martin Hankins vs East Carolina	2007
T1	60	Martin Hankins vs Ole Miss	2007
T1	60	Danny Wimprine vs Mississippi State	2003
4	59	Martin Hankins vs SMU	2007
5	55	Arkelon Hall vs Louisville	2008
T6	53	Paxton Lynch vs Ole Miss	2015
T6	53	Danny Wimprine vs USF	2002
T8	51	Arkelon Hall vs Marshall	2008
T8	51	Danny Wimprine vs USF	2003
T10	48	Will Hudgens vs East Carolina	2009
T10	48	Martin Hankins vs Southern Miss	2007
T10	48	Danny Wimprine vs Mississippi State	2002
T13	46	Paxton Lynch vs BYU	2014
T13	46	Danny Wimprine vs Louisville	2004
T15	45	Andy Summerlin vs Southern Miss	2011
T15	45	Will Hudgens vs Marshall	2007
T15	45	Martin Hankins vs East Carolina	2006
T15	45	Steve Matthews vs Mississippi State	1993
T19	44	Paxton Lynch at Tulsa	2015
T19	44	Will Hudgens vs Southern Miss	2009
T19	44	Danny Wimprine vs Houston	2002
T19	44	Danny Wimprine vs Louisville	2002
T19	44	Bernard Oden vs Minnesota	1997
T19	44	Steve Matthews vs Louisville	1993
T25	43	Danny Wimprine vs Ole Miss	2004
T25	43	Danny Wimprine vs UAB	2004
T27	42	Paxton Lynch vs Navy	2015
T27	42	Paxton Lynch vs Tulane	2015
T27	42	Martin Hankins vs Marshall	2006
T27	42	Danny Wimprine vs UAB	2003
T30	41	Paxton Lynch vs UConn	2014
T30	41	Paxton Lynch at UCLA	2014
T30	41	Paxton Lynch at Houston	2013
T30	41	Will Hudgens vs UAB	2009
T30	41	Martin Hankins vs UCF	2006
T30	41	Danny Wimprine vs Arkansas State	2004
T30	41	Rusty Trail vs Southern Miss	1988

MOST PASS COMPLETIONS

RK	CMP	PLAYER VS OPPONENT	YEAR
1	41	Martin Hankins vs Ole Miss	2007
2	39	Paxton Lynch vs Ole Miss	2015
3	35	Martin Hankins vs Southern Miss	2007
4	34	Martin Hankins vs East Carolina	2007
T5	33	Will Hudgens vs East Carolina	2009
T5	33	Arkelon Hall vs Louisville	2008
T7	32	Paxton Lynch at Tulsa	2015
T7	32	Danny Wimprine vs UAB	2003
T7	32	Danny Wimprine vs Mississippi State	2003
T7	32	Danny Wimprine vs USF	2002
T11	30	Will Hudgens vs Marshall	2007
T11	30	Martin Hankins vs SMU	2007
T13	29	Paxton Lynch at Bowling Green	2015
T13	29	Arkelon Hall vs Rice	2008
T13	29	Steve Matthews vs Mississippi State	1993
T16	28	Will Hudgens vs Southern Miss	2009

MOST PASS COMPLETIONS

RK	CMP	PLAYER VS OPPONENT	YEAR
T16	28	Arkelon Hall vs Marshall	2008
T18	27	Paxton Lynch at UCLA	2014
T18	27	Martin Hankins vs UCF	2006
T20	26	Riley Ferguson vs SEMO	2016
T20	26	Paxton Lynch vs Navy	2015
T20	26	Paxton Lynch vs Tulane	2015
T20	26	Paxton Lynch vs Houston	2014
T20	26	Paxton Lynch vs SMU	2013
T20	26	Jacob Karam vs Middle Tennessee	2012
T20	26	Will Hudgens vs UAB	2009
T20	26	Martin Hankins vs Marshall	2006
T20	26	Danny Wimprine vs Bowling Green	2004
T20	26	Danny Wimprine vs UAB	2004

MOST YARDS PASSING

RK	YDS	PLAYER VS OPPONENT	YEAR
1	447	Paxton Lynch at Tulsa	2015
2	416	Martin Hankins vs East Carolina	2007
3	412	Paxton Lynch vs Cincinnati	2015
4	398	Danny Wimprine vs Mississippi State	2003
5	396	Martin Hankins vs Southern Miss	2007
6	386	Paxton Lynch at Bowling Green	2015
7	384	Paxton Lynch vs Ole Miss	2015
8	373	Arkelon Hall vs Rice	2008
9	364	Arkelon Hall vs Marshall	2008
10	361	Danny Wimprine vs Louisville	2004
11	359	Riley Ferguson vs Bowling Green	2016
12	356	Danny Wimprine vs Arkansas State	2004
T13	355	Martin Hankins vs Tulane	2007
T13	355	Danny Wimprine vs Ole Miss	2003
T13	355	Rusty Trail vs Southern Miss	1988
16	354	Paxton Lynch at Kansas	2015
17	350	Arkelon Hall vs Louisville	2008
18	347	Danny Wimprine vs UAB	2004
19	346	Will Hudgens vs Marshall	2007
T20	343	Paxton Lynch vs Tulane	2015
T20	343	Martin Hankins vs Ole Miss	2007
22	342	Danny Wimprine vs Houston	2002
23	340	Steve Matthews vs Mississippi State	1993
24	336	Martin Hankins vs SMU	2007
25	335	Steve Matthews vs East Carolina	1992
26	333	Will Hudgens vs UAB	2009
27	332	Taylor Reed vs Austin Peay State	2011
28	325	Jacob Karam vs Middle Tennessee	2012
29	324	Danny Wimprine vs Bowling Green	2004
30	322	Martin Hankins vs Marshall	2006

HIGHEST AVERAGE GAIN/COMPLETION

RK	YDS	PLAYER VS OPPONENT (CMP-YDS)	YEAR
1	29.22	D. Wimprine vs Chattanooga (9-263)	2004
2	28.25	Neil Suber vs East Carolina (8-226)	1999
3	28.10	Keith Benton vs UCF (7-197)	1990
4	24.85	Lloyd Patterson vs N. Texas (7-171)	1977
5	24.77	Bernard Oden vs Michigan St. (9-223)	1997
T6	24.67	Paxton Lynch vs SMU (9-222)	2015
T6	24.67	Neil Suber vs Tennessee (9-222)	1999
8	23.88	L. Patterson vs USM (9-215)	1977
9	23.83	Will Hudgens vs UCF (6-143)	2009
10	23.70	Danny Sparkman vs ASU (9-214)	1984
11	23.20	Keith Benton vs UT (5-116)	1991
12	22.60	Keith Benton vs Ole Miss (6-136)	1990

MOST TOUCHDOWN PASSES

RK	TDS	PLAYER VS OPPONENT	YEAR
1	7	Paxton Lynch vs SMU	2015
2	6	Riley Ferguson vs Bowling Green	2016
3	5	Danny Wimprine vs Murray State	2002
T4	4	Paxton Lynch at Tulsa	2015
T4	4	Paxton Lynch vs BYU	2014
T4	4	Paxton Lynch vs UConn	2014
T4	4	Tyler Bass vs UT Martin	2009
T4	4	Arkelon Hall vs UAB	2008
T4	4	Martin Hankins vs East Carolina	2007
T4	4	Martin Hankins vs Southern Miss	2007
T4	4	Martin Hankins vs SMU	2007
T4	4	Danny Wimprine vs Bowling Green	2004
T4	4	Danny Wimprine vs Louisville	2004
T4	4	Danny Wimprine vs East Carolina	2003
T4	4	Danny Wimprine vs Louisville	2002
T4	4	Danny Wimprine vs Army	2001
T4	4	Steve Matthews vs Tulane	1992
T4	4	James Earl Wright vs Tulsa	1961

MOST INTERCEPTIONS THROWN

RK	TDS	PLAYER VS OPPONENT	YEAR
T1	5	Martin Hankins vs East Carolina	2006
T1	5	Danny Wimprine vs Mississippi State	2002
T1	5	Darrell Martin vs Vanderbilt	1980
T1	5	Keith Benton vs Missouri	1990
T2	4	Several tied; last Hankins vs. Ole Miss	2007

PASSING TEAM RECORDS

MOST PASSING ATTEMPTS

RK	ATT	OPPONENT	YEAR
T1	61	vs Ole Miss	2007
T1	61	vs East Carolina	2007
T1	61	vs SMU	2007
T1	61	vs Mississippi State	2003
5	56	vs Louisville	2008
6	55	vs USF	2002
7	53	vs Ole Miss	2015
T8	54	vs Marshall	2008
T8	54	vs Tulane	2000
10	51	vs USF	2003
T11	49	vs East Carolina	2009
T11	49	vs Southern Miss	2007
13	48	vs Ole Miss	2002
T14	47	vs Marshall	2011
T14	47	vs Mississippi State	1993
T16	46	vs BYU	2014
T16	46	vs Marshall	2007
T16	46	vs Florida Atlantic	2007
T16	46	vs East Carolina	2006
T16	46	vs Louisville	2004
T16	46	vs Ole Miss	1969
T16	46	vs Murray State	1985
T23	45	vs Southern Miss	2011
T23	45	vs Louisville	1993
T25	44	vs Tulane	2015
T25	44	at Tulsa	2015
T25	44	vs Southern Miss	2009
T25	44	vs Ole Miss	2008
T25	44	vs Minnesota	1997

FEWEST PASSING ATTEMPTS

RK	ATT	OPPONENT	YEAR
1	3	vs Arkansas State	1982

MOST PASS COMPLETIONS

RK	CMP	OPPONENT	YEAR
1	41	vs Ole Miss	2007
2	39	vs Ole Miss	2015
3	35	vs Southern Miss	2007
T4	34	vs Louisville	2008
T4	34	vs East Carolina	2007
T6	33	vs East Carolina	2009
T6	33		

MOST PASSING YARDS			
RK	YDS	OPPONENT	YEAR
1	447	at Tulsa	2015
2	416	vs East Carolina	2007
3	412	vs Cincinnati	2015
4	398	vs Mississippi State	2003
5	396	vs Southern Miss	2007
6	395	vs Bowling Green	2016
7	390	vs Tennessee Tech	2003
8	389	vs Ole Miss	2003
9	386	at Bowling Green	2015
10	384	vs Ole Miss	2015
T11	379	vs Tulane	2007
T11	379	vs Mississippi State	1993
13	375	at Kansas	2015
14	373	vs Rice	2008
15	368	vs Marshall	2008
16	361	vs Louisville	2004
17	358	vs Tulane	2015
18	356	vs Arkansas State	2004
19	355	vs Southern Miss	1988
20	352	at SMU	2014
21	351	vs Louisville	2008
22	347	vs UAB	2004
23	346	vs Marshall	2007
T24	343	vs Ole Miss	2007
T24	343	vs SMU	2007
26	342	vs Houston	2002
27	336	vs Chattanooga	2004
28	335	vs East Carolina	1992
29	333	vs UAB	2009
30	332	vs Austin Peay State	2011

FEWEST PASSING YARDS			
RK	YDS	OPPONENT	YEAR
1	-3	vs Marshall	2005
2	6	vs Southern Miss	1966

MOST PASSES HAD INTERCEPTED			
RK	INT	OPPONENT	YEAR
T1	5	vs East Carolina	2006
T1	5	vs Mississippi State	2002
T1	5	vs Miami	1993
T1	5	vs Missouri	1991
T1	5	vs Southwestern Louisiana	1987
T1	5	vs Vanderbilt	1980
T1	5	vs Vanderbilt	1979
T1	5	vs Houston	1968
T1	5	vs New Mexico	1986

RECEIVING INDIV. RECORDS

MOST PASS RECEPTIONS			
RK	REC	PLAYER VS OPPONENT	YEAR
1	13	Maurice Avery vs UAB	2003
2	12	Steven Black vs SMU	2007
3	11	Tannar Rehrrer vs Rice	2011
T3	11	Duke Calhoun vs Southern Miss	2009
T3	11	Carlos Singleton vs Marshall	2008
T6	10	Mose Frazier at Tulsa	2015
T6	10	Anthony Miller vs Ole Miss	2015
T6	10	Keiwone Malone vs MTSU	2012
T6	10	Marcus Rucker vs Middle Tennessee	2012
T6	10	Tannar Rehrrer vs Middle Tennessee	2011
T6	10	Duke Calhoun vs Ole Miss	2007
T6	10	Darron White vs Mississippi State	2003
T6	10	Richie Floyd vs Arkansas State	1997
T6	10	Isaac Bruce vs Southwestern La.	1993
T6	10	Mac Cody vs Mississippi State	1993
T6	10	Russell Copeland vs Mississippi State	1992
T6	10	Russell Copeland vs Tennessee	1992
T6	10	Bob Sherlag vs Mississippi State	1965

MOST YARDS RECEIVING			
RK	YDS	PLAYER VS OPPONENT	YEAR
1	186	Bob Sherlag vs Mississippi State	1965
2	177	Marcus Rucker vs Middle Tennessee	2012
T3	174	Duke Calhoun vs UT Martin	2009
T3	174	Ryan Roskelly vs Tulsa	1994
5	173	Maurice Jones vs Rice	2008
6	172	Richie Floyd vs Tulane	1996
7	162	Duke Calhoun vs UCF	2009
8	160	Bill Robertson vs Arkansas State	1950
T9	159	Duke Calhoun vs UAB	2007

MOST YARDS RECEIVING			
RK	YDS	PLAYER VS OPPONENT	YEAR
T9	159	Preston Riley vs Louisville	1968
11	158	Carlos Singleton vs Marshall	2008
12	156	Anthony Miller vs Cincinnati	2015
T13	155	Marcus Rucker vs Southern Miss	2010
T13	155	Richie Floyd vs Cincinnati	1997
15	150	Travis Anglin vs Houston	2002
16	147	Isaac Bruce vs East Carolina	1993
17	141	Duke Calhoun vs Marshall	2009
18	140	Russell Copeland vs East Carolina	1992
19	138	Russell Copeland vs Tennessee	1992
20	137	Isaac Bruce vs Tulsa	1992
21	135	DeAngelo Williams vs Tenn. Tech	2003
T22	132	Anthony Miller vs Ole Miss	2015
T22	132	Darrius Blevins vs Tulane	1997

AVG. GAIN/RECEPTION (MIN. 3 REC.)			
RK	AVG	PLAYER VS OPPONENT	YEAR
1	40.5	Duke Calhoun vs UCF (4-162)	2009
2	39.8	Duke Calhoun vs UAB (4-159)	2007
3	38.8	Marcus Rucker vs USM(4-155)	2010
4	37.6	Tav. Davis vs Ole Miss (3-113)	2003
5	36.3	Antoine Harden vs Army (3-109)	2001
6	34.3	Ryan Scott vs Akron (3-103)	2005
7	33.8	DeAngelo Williams vs TTU (4-135)	2003
8	33.0	Darrius Blevins vs Tulane (4-132)	1997
9	32.0	Earnest Williams vs Tulane (3-96)	2007
10	31.8	Preston Riley vs Louisville (5-159)	1968
T11	21.2	Anthony Miller at Tulsa (3-106)	2015
T11	21.2	Anthony Miller vs Cincinnati (5-156)	2015
13	29.8	Duke Calhoun vs Rice (4-119)	2007
14	29.5	Billy Foster vs APSU (4-118)	2011
15	29.3	Maurice Jones vs Tulane (4-117)	2007
16	29.0	Ryan Roskelly vs Tulsa (6-174)	1994
17	28.3	Darron White vs ASU (3-85)	2004
18	28.2	Duke Calhoun vs Marshall (5-141)	2009
19	28.0	Robert Douglas vs ASU (3-84)	2004
20	27.7	Sam Craft (3-83)	2013
T21	27.3	Mose Frazier vs USF (3-82)	2014
T21	27.3	Duke Calhoun vs UCT (4-109)	2006
T23	27.0	Keiwone Malone at Louisville (3-81)	2013
T23	27.0	Chris Kelley vs BGSU (4-108)	2004
25	26.3	Billy Foster vs UAB (3-79)	2003
26	26.0	Darren Garcia vs N. Texas (4-104)	2011
27	25.8	Duke Calhoun vs UTEP (5-129)	2006
28	25.7	Adrian Henderson at Cincinnati (3-77)	2014
T29	24.7	Tevin Jones at UCLA (3-74)	2014
T29	24.7	Maurice Jones vs Rice (3-74)	2007

MOST TOUCHDOWN RECEPTIONS			
RK	TDS	PLAYER VS OPPONENT	YEAR
T1	3	Carlos Singleton vs SMU	2007
T1	3	Russell Copeland vs Tennessee	1992
T1	3	Stan Davis vs Ole Miss	1971
T1	3	Bob Sherlag vs Mississippi State	1965
T1	3	Don Coffey vs Tulsa	1961
T1	3	Bill Robertson vs Arkansas State	1950

LONGEST PASS RECEPTION			
RK	YDS	PLAYER VS OPPONENT	YEAR
1	94	Earnest Gray vs Houston	1978
2	93	Billy Foster vs Austin Peay State	2011
T3	92	Tavarious Davis vs Ole Miss	2003
T3	92	Damien Dodson vs Houston	1998
5	85	Duke Calhoun vs UT Martin	2009
T6	84	Anthony Miller vs Kansas	2016
T6	84	Chris Martin vs Southern Miss	1988
T6	84	Edwin Lovelady vs Arkansas State	1984
9	83	Derrick Crawford vs Arkansas State	1983
T10	82	Ryan Scott vs UAB	2006
T10	82	Damien Dodson vs East Carolina	1998
T10	82	Teofilo Riley vs Houston	1996
T10	82	Harold Sterling vs Southern Miss	1960
14	81	Marcus Rucker vs Southern Miss	2010
T15	80	Duke Calhoun vs Marshall	2009
T15	80	Steven Black vs Arkansas State	2007
T15	80	DeAngelo Williams vs TTU	2003
T15	80	Russell Copeland vs East Carolina	1992
19	79	Jerry Harris vs Florida State	1984
20	76	Russell Copeland vs UCF	1990
T21	75	Enis Jackson vs Mississippi State	1984
T21	75	Billy Moody vs Virginia Tech	1985

MOST CONSECUTIVE GAMES WITH A RECEPTION			
RK	GMS	PLAYER VS OPPONENT	YEAR
1	49	Duke Calhoun	
2	28	Carlos Singleton	
3	27	Russell Copeland	
4	26	Earnest Gray	
5	25	Mose Frazier	
T5	24	Darron White	
T7	22	Bunkie Perkins	
T7	22	Isaac Bruce	
T7	22	Ryan Roskelly	
10	21	Richie Floyd	
T11	19	Phil Mayhue	
T11	19	Damien Dodson	
13	18	John Bush	
T14	16	Ryan Scott	
T14	16	Tannar Rehrrer	
16	15	Wayne Pryor	

TOTAL OFFENSE INDIV. RECORDS

MOST OFFENSIVE PLAYS (MIN. 50)			
RK	NO.	PLAYER VS OPPONENT	YEAR
1	68	Martin Hankins vs East Carolina	2007
T2	66	Arkelon Hall vs Louisville	2008
T2	66	Danny Wimprine vs USF	2002
T4	63	Martin Hankins vs Ole Miss	2007
T4	63	Danny Wimprine vs Mississippi State	2003
6	62	Martin Hankins vs SMU	2007
T7	60	Arkelon Hall vs Marshall	2008
T7	60	Bernard Oden vs Minnesota	1997
9	59	Paxton Lynch vs BYU	2014
T10	54	Qadry Anderson vs Louisville	1996
T10	54	Billy Fletcher vs Wake Forest	1965
12	53	Danny Wimprine vs USF	2003
T13	52	Paxton Lynch vs Houston	2014
T13	52	Danny Wimprine vs Louisville	2004
T13	52	Steve Matthews vs Louisville	1993
T16	51	Martin Hankins vs Southern Miss	2007
T16	51	Danny Wimprine vs Mississippi State	2002
T16	51	Rusty Trail vs Southern Miss	1988
T19	50	Paxton Lynch vs UConn	2014
T19	50	Danny Wimprine vs Louisville	2002
T19	50	Danny Wimprine vs Cincinnati	2001

MOST TOTAL OFFENSE (MIN. 350)			
RK	YDS	PLAYER VS OPPONENT	YEAR
1	464	Paxton Lynch vs Cincinnati	2015
2	451	Paxton Lynch at Tulsa	2015
3	409	Arkelon Hall vs Rice	2008
4	405	Martin Hankins vs East Carolina	2007
5	403	Paxton Lynch at Bowling Green	2015
6	390	Martin Hankins vs Southern Miss	2007
7	387	Paxton Lynch vs Ole Miss	2015
T8	386	Paxton Lynch vs Tulane	2015
T8	386	Danny Wimprine vs Louisville	2004
T10	383	Danny Wimprine vs Arkansas State	2004
T10	383	Danny Wimprine vs Mississippi State	2003
12	376	Danny Wimprine vs Ole Miss	2003
13	375	Rusty Trail vs Southern Miss	1988
14	373	Tyler Bass vs UT Martin	2009
15	372	Arkelon Hall vs Louisville	2008
16	368	Paxton Lynch at Kansas	2015
17	364	Danny Wimprine vs UAB	2004
T18	362	Arkelon Hall vs Marshall	2008
T18	362	Steve Matthews vs Mississippi State	1993
20	361	Taylor Reed vs Austin Peay State	2011

AVG. GAIN/PLAY (MIN. 25 PLAYS)			
RK	AVG	PLAYER VS OPPONENT	YEAR
1	11.7	Paxton Lynch vs Tulane	2015
2	11.5	Danny Sparkman vs Cincinnati	1984
3	10.8	Martin Hankins vs UAB	2007
4	10.6	Taylor Reed vs Austin Peay State	2011
5	10.7	Danny Wimprine vs Ole Miss	2003
6	10.4	Paxton Lynch at SMU	2014
7	10.2	Steve Matthews vs East Carolina	1992
8	9.9	Paxton Lynch vs Cincinnati	2015
9	9.8	Paxton Lynch at Tulsa	2015
T10	9.6	Paxton Lynch at Cincinnati	2014
T10	9.6	Ryan Williams vs East Carolina	2010
T12	9.4	DeAngelo Williams vs USF	2004
T12	9.4	DeAngelo Williams vs Tulane	2003
T14	9.3	Martin Hankins vs UAB	2006

AVG. GAIN/PLAY (MIN. 25 PLAYS)			
RK	AVG	PLAYER VS OPPONENT	YEAR
T14	9.3	Danny Wimprine vs North Texas	2003
16	9.0	Paxton Lynch at UCLA	2014
17	8.9	Paxton Lynch vs UCF	2014
T18	8.7	Arkelon Hall vs Rice	2008
T18	8.7	Billy Fletcher vs Mississippi State	1965
T20	8.6	Paxton Lynch vs Austin Peay	2014
T20	8.6	Martin Hankins vs Tulane	2007
T20	8.6	Tim Jones vs Tulane	1989
T20	8.6	Danny Wimprine vs East Carolina	2003

TOTAL OFFENSE TEAM RECORDS

MOST OFFENSIVE PLAYS			
RK	NO.	OPPONENT	YEAR
1	108	vs SMU	2007
2	97	vs BYU	2014
T3	96	at Tulsa	2015
T3	96	vs Ole Miss	2007
T5	94	vs Ole Miss	2015
T5	94	at Cincinnati	2014
7	92	vs Murray State	1985
T8	91	vs Ole Miss	1983
T8	91	vs Southwestern Louisiana	1983
10	90	at Bowling Green	2015
T11	89	vs Rice, East Carolina	2007
T11	89	vs Mississippi State	2003
T11	89	vs USF	2003
T11	89	vs Louisville	1968
T11	89	vs North Texas State	1971
16	88	vs Arkansas State	2004
T17	87	vs Mississippi State	2011
T17	87	vs Ole Miss	2004

FEWEST OFFENSIVE PLAYS

RK	NO.	OPPONENT	YEAR
1	30	vs Ole Miss	1964

MOST TOTAL YARDS

RK	YDS	OPPONENT	YEAR
1	704	at Tulsa	2015
2	659	vs Louisville	1969
3	651	at Kansas	2015
4	635	vs Bowling Green	2016
5	630	vs Cincinnati	1984
6	610	at Cincinnati	2014
7	603	vs Louisville	2004
8	597	vs Wichita State	1970
9	592	vs Chattanooga	2005
10	582	at SMU	2014
11	581	vs Tulane	2015
12	571	vs Rice	2007
13	570	vs Cincinnati	2015
14	568	vs Mississippi State	2003
15	567	vs Tennessee Tech	2003
16	563	vs UAB	2007
17	560	vs Southern Miss	1970
18	552	vs Tulsa	1969

FEWEST TOTAL YARDS

RK	YDS	OPPONENT	YEAR
1	47	vs Ole Miss	1964

PUNTING INDIV. RECORDS

MOST PUNTS			
Rk	No.	PLAYER VS OPPONENT	YEAR
T12	10	Matt Reagan vs Middle Tennessee	2009
T12	10	Ben Graves vs Mississippi State	2000
T12	10	James Gaither vs Southern Miss	2001
T12	10	Drew Paimore vs Louisville	1996
T12	10	Mike Coughlin vs Southwestern La.	1995

MOST YARDS PUNTED			
Rk	Yds	PLAYER VS OPPONENT	YEAR
1	492	Hugh Owens vs Texas A&M	1979
2	475	Tom Hornsey vs SMU	2011
T3	471	Tom Hornsey vs Rice	2011
T3	471	Tom Hornsey vs Southern Miss	2011
5	450	James Gaither vs Southern Miss	2001
6	442	Ben Graves vs Mississippi State	2000
7	438	Tom Hornsey vs Mississippi State	2010
8	433	Hugh Owens vs Texas A&M	1978
9	423	Hugh Owens vs Houston	1978
10	421	Stan Weaver vs Vanderbilt	1982
11	419	Tom Hornsey vs Louisville	2010
12	417	Tom Hornsey vs Middle Tennessee	2010
T13	416	Matt Reagan vs Middle Tennessee	2009
T13	416	Paul Wilson vs South Carolina	1972

HIGHEST PUNTING AVERAGE (2 PUNTS MIN.)			
Rk	Avg	PLAYER VS OPPONENT	YEAR
1	53.5	Matt Reagan vs Marshall (6-321)	2009
2	53.0	Brent Sutherland vs Rice (2-106)	2007
T3	52.7	Spencer Smith vs Cincinnati (6-316)	2015
T3	52.7	Tom Hornsey vs Tulane (3-158)	2012
5	52.5	Michael Gibson vs UAB (2-105)	2005
6	52.3	James Gaither vs Army (4-209)	2001
T7	52.0	Spencer Smith vs SMU (2-104)	2015
T7	52.0	Preston Watts vs Union	1942
9	51.7	Tom Hornsey at Houston (3-155)	2013
10	51.3	Spencer Smith vs Kansas (3-154)	2016
T11	51.0	Spencer Smith vs Austin Peay (2-102)	2014
T11	51.0	Matt Reagan vs East Carolina (4-204)	2009
T11	51.0	Brent Sutherland vs Nicholls St. (2-102)	2008
14	50.9	Michael Gibson vs Tennessee (7-356)	2006
15	50.5	Tom Hornsey vs Temple (4-202)	2013
16	50.3	Jeff Buffaloe vs Louisville (7-352)	1992
17	49.6	Tom Hornsey at MTSU (5-248)	2013
T18	49.5	Michael Gibson vs ASU (4-198)	2006
T18	49.5	Brandon Roberson vs TTU (2-99)	2003
20	49.4	Jeff Buffaloe vs Alabama (5-247)	1991
21	49.2	Matt Reagan vs UCF (5-246)	2009
22	49.0	Matt Reagan vs UAB (4-196)	2009

LONGEST PUNT			
Rk	Yds	PLAYER VS OPPONENT	YEAR
1	85	Roland Eveland vs Washington	1950
2	79	Tom Hornsey vs Duke	2013
3	78	Jeff Fite vs Alabama	1989
4	73	Michael Gibson vs Tennessee	2006
5	72	Spencer Smith vs Cincinnati	2015
6	71	Olie Cordill vs West Texas State	1963
T7	70	Tom Hornsey vs UT Martin	2013
T7	70	Brent Sutherland vs Florida Atlantic	2007
T7	70	Michael Gibson vs Tennessee	2006
T7	70	Michael Gibson vs Marshall	2005
T7	70	Russell Richards vs Florida State	1980
T12	69	Jeff Fite vs Florida	1988
T12	69	Virgil Pearcy vs Mississippi State	1974

PUNTING TEAM RECORDS			
MOST PUNTS			
Rk	No.	OPPONENT	YEAR
1	13	vs Texas A&M	1979
T2	12	vs SMU	2011
T2	12	vs Michigan	1995
T2	12	vs Southwestern Louisiana	1986
T2	12	vs Texas A&M	1978
T2	12	vs South Carolina	1972
T7	11	vs Southern Miss	2011
T7	11	vs Ole Miss	1999
T7	11	vs Mississippi State	2000
T7	11	vs Houston	1978
T7	11	vs West Texas State	1968

MOST YARDS PUNTED			
Rk	Yds	OPPONENT	YEAR
1	492	vs Texas A&M	1979
2	475	vs SMU	2011
T3	471	vs Rice	2011
T3	471	vs Southern Miss	2011
T5	450	vs UTEP	2005
T5	450	vs Southern Miss	2001
7	442	vs Mississippi State	2000
8	438	vs Mississippi State	2010
9	433	vs Texas A&M	1978
10	423	vs Houston	1978
11	421	vs Vanderbilt	1982
12	419	vs Louisville	2010
13	417	vs Middle Tennessee	2010
T14	416	vs Middle Tennessee	2009
T14	416	vs South Carolina	1972

FEWEST YARDS PUNTED			
Rk	Yds	OPPONENT	YEAR
1	11	vs Southern Miss	1977

HIGHEST PUNTING AVERAGE (MIN. 2 PUNTS)			
Rk	Avg	OPPONENT	YEAR
1	53.5	vs Marshall	2009
2	53.0	vs Rice	2007
T3	52.7	vs Cincinnati	2015
T3	52.7	vs Tulane	2012
5	52.5	vs UAB	2005
6	52.3	vs Army	2001
7	52.0	vs Houston	2004
8	51.7	at Houston	2013
T9	51.0	vs Austin Peay	2014
T9	51.0	vs East Carolina	2009
11	50.9	vs Tennessee	2006
12	50.3	vs Louisville	1992

LOWEST PUNTING AVERAGE			
Rk	Avg	OPPONENT	YEAR
1	11.0	vs Southern Miss	1977

KICKING INDIV. RECORDS

MOST POINTS KICKING			
Rk	Pts	PLAYER VS OPPONENT	YEAR
1	18	Ryan White vs UAB	1999
2	17	Stephen Gostkowski vs Arkansas St.	2004
T3	16	Jake Elliott vs Tulsa	2014
T3	16	Ryan White vs Cincinnati	1998
5	15	Jake Elliott at Houston	2013
T6	14	Jake Elliott at Bowling Green	2015
T6	14	Stephen Gostkowski vs Marshall	2005
T6	14	Stephen Gostkowski vs Ole Miss	2003
T6	14	Joe Allison vs Tulane	1992
T10	13	Jake Elliott vs Kansas	2016
T10	13	Jake Elliott vs Tulane	2015
T10	13	Jake Elliott at Kansas	2015
T10	13	Jake Elliott vs BYU	2014
T10	13	Matt Reagan vs UAB	2007
T10	13	Matt Reagan vs SMU	2007
T10	13	S. Gostkowski vs Louisville	2004
T10	13	Ryan White vs Arkansas State	2000
T10	13	Don Glosson vs Ole Miss	1983
T10	13	Rusty Bennett vs North Texas	1977

MOST PAT ATTEMPTED			
Rk	Att	PLAYER VS OPPONENT	YEAR
1	11	Jake Elliott vs. Bowling Green	2016
T2	9	Jake Elliott vs SMU	2015
T2	9	Jake Elliott at Tulsa	2015
T2	9	Jake Elliott vs Missouri State	2015
T2	9	Jake Elliott vs Austin Peay	2014
T2	9	Pete Weeks vs Louisville	1969
T7	8	Joe Allison vs Tulane	1992
T7	8	Jack Carter vs Hardin-Simmons	1961
T9	7	Jake Elliott at Kansas	2015
T9	7	Jake Elliott vs BYU	2014
T9	7	Matt Reagan vs SMU	2007
T9	7	Stephen Gostkowski vs Chattanooga	2005
T9	7	Stephen Gostkowski vs Chattanooga	2004
T9	7	Stephen Gostkowski vs Tulane	2004
T9	7	W.D. Weeks vs Wichita State	1970
T9	7	Roger Carter vs Cincinnati	1972
T9	7	Hal McGeorge vs Virginia Tech	1973

MOST PAT ATTEMPTED			
Rk	Att	PLAYER VS OPPONENT	YEAR
T9	7	Ryan White vs Houston	2001

MOST PAT MADE			
Rk	Pat	PLAYER VS OPPONENT	YEAR
1	11	Jake Elliott vs. Bowling Green	2016
T2	9	Jake Elliott vs SMU	2015
T2	9	Jake Elliott at Tulsa	2015
T2	9	Jake Elliott vs Missouri State	2015
T2	9	Jake Elliott vs Austin Peay	2014
T2	9	Pete Weeks vs Louisville	1969
T7	8	Joe Allison vs Tulane	1992
T7	8	Jack Carter vs Hardin-Simmons	1961
T9	7	Jake Elliott vs BYU	2014
T9	7	Matt Reagan vs SMU	2007
T9	7	Stephen Gostkowski vs Chattanooga	2005
T9	7	Stephen Gostkowski vs Chattanooga	2004
T9	7	Stephen Gostkowski vs Tulane	2004
T9	7	Pete Weeks vs Wichita State	1970
T9	7	Roger Carter vs Cincinnati	1972
T9	7	Hal McGeorge vs Virginia Tech	1973
T9	7	Ryan White vs Houston	2001

MOST FIELD GOALS MADE IN A HALF			
Rk	Fgs	PLAYER VS OPPONENT	YEAR
1	4	Ryan White vs UAB	1999

MOST FIELD GOALS ATTEMPTED			
Rk	Att	PLAYER VS OPPONENT	YEAR
1	6	Ryan White vs UAB	1999
T2	5	Jake Elliott at Temple	2015
T2	5	Jake Elliott vs Tulsa	2014
T2	5	Jake Elliott at Houston	2013
T5	4	Jake Elliott vs Kansas	2016
T5	4	Jake Elliott vs Tulane	2015
T5	4	Jake Elliott at Temple	2014
T5	4	Jake Elliott at Cincinnati	2014
T5	4	Matt Reagan vs Southern Miss	2009
T5	4	Matt Reagan vs Rice	2007
T5	4	Matt Reagan vs UAB	2007
T5	4	Matt Reagan vs UAB	2006
T5	4	Matt Reagan vs Houston	2006
T5	4	Stephen Gostkowski vs Marshall	2005
T5	4	Stephen Gostkowski vs East Carolina	2005
T5	4	Stephen Gostkowski vs Arkansas St.	2004
T5	4	Stephen Gostkowski vs TTU	2003
T5	4	Ryan White vs Arkansas State	2000
T5	4	Ryan White vs Cincinnati	1998
T5	4	Joe Allison vs Ole Miss	1992
T5	4	Rusty Bennett vs North Texas	1977

MOST FIELD GOALS MADE			
Rk	Att	PLAYER VS OPPONENT	YEAR
T1	5	Jake Elliott at Houston	2013
T1	5	Ryan White vs UAB	1999
T3	4	Jake Elliott at Temple	2015
T3	4	Jake Elliott vs Tulsa	2014
T3	4	Matt Reagan vs UAB	2007
T3	4	Matt Reagan vs UAB	2006
T3	4	Matt Reagan vs Houston	2006
T3	4	Stephen Gostkowski vs Marshall	2005
T3	4	Stephen Gostkowski vs Arkansas St.	2004
T3	4	Ryan White vs Arkansas State	2000
T3	4	Ryan White vs Cincinnati	1998
T3	4	Joe Allison vs Ole Miss	1992
T3	4	Rusty Bennett vs North Texas	1977

LONGEST FIELD GOAL MADE			
Rk	Att	PLAYER VS OPPONENT	YEAR
1	56	Jake Elliott at USF	2013
2	54	Jake Elliott vs BYU	2014
T3	53	Jake Elliott vs Auburn	2015
T3	53	Jake Elliott vs Tulsa	2014
T3	53	Stephen Gostkowski vs Marshall	2005
T5	52	Jake Elliott at Bowling Green	2015
T5	52	Jake Elliott vs SMU	2013
T5	52	Ryan White vs Cincinnati	1998
T5	52	Luis Tejada vs Ole Miss	1994
T5	52	Don Glosson vs Florida State	1985
T10	51	Jake Elliott vs Tulsa	2014
T10	51	Paulo Henriques vs UAB	2012
T10	51	Stephen Gostkowski vs East Carolina	2005
T10	51	Joe Allison vs Ole Miss	1992
T10	51	Joe Allison vs Arkansas	1992

LONGEST FIELD GOAL MADE			
Rk	Att	PLAYER VS OPPONENT	YEAR
T10	51	Joe Allison vs East Carolina	1990
T10	51	Don Glosson vs Georgia	1984
T10	51	Thomas Ingles vs Ole Miss	1982

KICKING TEAM RECORDS

MOST EXTRA POINTS			
Rk	EP	OPPONENT	YEAR
1	11	vs Bowling Green	2016
T2	9	vs SMU	2015
T2	9	at Tulsa	2015
T2	9	vs Missouri State	2015
T2	9	vs Austin Peay	2014
T2	9	vs Louisville	1969
T7	8	vs Chattanooga	2005
T7	8	vs Tulane	1992
T9	7	at Kansas	2015
T9	7	vs BYU	2014
T9	7	vs SMU	2007
T9	7	vs Chattanooga	2004
T9	7	vs Tulane	2001
T9	7	vs Houston	2004
T9	7	vs Virginia Tech	1973
T9	7	vs Wichita State	1972
T9	7	vs Cincinnati	1972
T9	7	vs Louisville	1962

MOST FIELD GOALS MADE			
Rk	Fgs	OPPONENT	YEAR
T1	5	at Houston	2013
T1	5	vs UAB	1999
T3	4	at Temple	2015
T3	4	vs Tulsa	2014
T3	4	vs UAB	2007
T3	4	vs Marshall	2005
T3	4	vs Arkansas State	2004
T3	4	vs Cincinnati	1998
T3			

MOST KICKOFF RETURN YARDS			
Rk	Yds	PLAYER VS OPPONENT	YEAR
10	157	P.T. Jones vs Tulane	1997
11	153	Michael Grandberry vs FAU	2007
T12	152	DeAngelo Williams vs Cincinnati	2002
T12	152	Mac Cody vs Cincinnati	1993
T12	152	Charles Wilson vs Tulane	1988
15	146	Dornell Harris vs Drake	1972
T16	145	D.A. Griffin vs Houston	2010
T16	145	Michael Grandberry vs SMU	2007
T16	145	Chris Kelley vs Cincinnati	2004
T19	141	Keith Cobb vs East Carolina	1996
T19	141	Nick Pappas vs Houston	1967

HIGHEST KICKOFF RETURN AVG. (MIN. 3 RET.)			
Rk	AVG	PLAYER VS OPPONENT	YEAR
1	43.7	Bobby McCain vs Duke (3-131)	2012
2	41.8	Jerry Harris vs Southern Miss (4-167)	1983
3	38.0	Charles Wilson vs Tulane (4-152)	1988
4	35.3	Nick Pappas vs Houston (4-141)	1967
5	32.6	Xavier Crawford vs Missouri (5-163)	1991
6	32.3	Joseph Doss vs Akron (3-97)	2005
7	31.8	Chris Hobbs vs East Carolina (4-127)	2009
8	31.4	P.T. Jones vs Tulane (5-157)	1997
9	31.3	Michael Grandberry vs USM (3-94)	2006
10	31.0	M. Grandberry vs Tulane (4-124)	2007
11	30.4	Mac Cody vs Cincinnati (5-152)	1993

MOST KICKOFF RETURN TD			
Rk	TD	PLAYER VS OPPONENT	YEAR
T1	1	Kevin Cobb vs Tennessee	1996
T1	1	Mac Cody vs Cincinnati	1993
T1	1	Charles Wilson vs Tulane	1988
T1	1	Jerry Harris vs Southern Miss	1983
T1	1	Charles Greenhill vs Cincinnati	1983
T1	1	Terdell Middleton vs North Texas	1975
T1	1	Stan Davis vs Cincinnati	1972
T1	1	Nick Pappas vs Ole Miss	1967
T1	1	Billy Fletcher vs Houston	1963
T1	1	Billy Russell vs Tennessee Tech	1954
T1	1	Frank Mawyer vs UT Chattanooga	1950

LONGEST KICKOFF RETURN			
Rk	Yds	PLAYER VS OPPONENT	YEAR
1	98	Jerry Harris vs Southern Miss	1983
2	97	Charles Wilson vs Tulane	1988
3	96	Terdell Middleton vs North Texas	1975
T4	95	Bobby McCain vs Duke	2012
T4	95	Kevin Cobb vs Tennessee	1996
T4	95	Frank Mawyer vs Chattanooga	1950
T4	95	Keith White vs Arkansas State	1948
8	94	Stan Davis vs Cincinnati	1972
T9	93	Nick Pappas vs Ole Miss	1967
T9	93	Preston Watts vs Troy State	1940

KICK RETURN TEAM RECORDS

MOST KICKOFF RETURNS			
Rk	RET	OPPONENT	YEAR
1	10	vs Mississippi State	2011
T2	9	vs Houston	2010
T2	9	vs Tennessee	2009
T2	9	vs Houston	2009
T2	9	vs UCF	2007
T2	9	vs Louisville	2004
T2	9	vs Cincinnati	2002
T2	9	vs Tennessee	2001

MOST KICKOFF RETURN YARDS			
Rk	YDS	OPPONENT	YEAR
1	214	vs UCF	2007
2	200	vs Middle Tennessee	2012
3	196	vs Cincinnati	2002
4	195	vs UAB	2011
T5	186	vs East Carolina	2007
T5	186	vs Southern Miss	1983
6	184	vs Mississippi State	2010
7	177	at Connecticut	2013
8	170	vs Mississippi State	2011
T9	169	vs Houston	2009
T9	169	vs Florida State	1979

PUNT RETURN INDIV. RECORDS

MOST PUNT RETURNS			
Rk	RET	PLAYER VS OPPONENT	YEAR
1	10	Ryan Roskelly vs Tulsa	1994
2	7	Darron White vs Chattanooga	2004
T3	6	Keiwone Malone vs Middle Tennessee	2014
T3	6	Ryan Johnson vs UAB	2001
T3	6	Damien Dodson vs Houston	1997
T3	6	Russell Copeland vs Cincinnati	1992
T3	6	Jerry Harris vs Mississippi State	1985
T3	6	Keith Wright vs North Texas State	1974
T3	6	Stan Davis vs Tennessee	1969
T3	6	Bob Baxter vs Ole Miss	1965

MOST PUNT RETURN YARDS			
Rk	YDS	PLAYER VS OPPONENT	YEAR
1	194	Ryan Roskelly vs Tulsa	1994
2	133	David Berrong vs Wichita State	1968
3	120	Keith Wright vs North Texas State	1974
4	112	Keiwone Malone vs UAB	2012
T5	94	Damien Dodson vs Houston	1997
T5	94	Keith Wright vs Louisville	1975
T5	94	Frank Mawyer vs Chattanooga	1950
T8	92	Darron White vs Tulane	2004
T8	92	Ryan Johnson vs Cincinnati	2000
T8	92	Stan Davis vs Southern Miss	1972
T8	92	Bob Baxter vs Ole Miss	1967

HIGHEST PUNT RETURN AVERAGE			
Rk	AVG	PLAYER VS OPPONENT	YEAR
1	33.3	David Berrong vs Wichita State	1968
2	33.0	Joe Craig vs Austin Peay	2014
3	30.7	Bob Baxter vs Ole Miss	2017
4	30.6	Ryan Johnson vs Cincinnati	2000
5	30.0	Keith Wright vs North Texas	1974
6	28.0	Roderick Proctor vs Missouri State	1975
7	22.4	Keiwone Malone vs UAB	2012
8	21.8	Bobby Ward vs Ole Miss	1973
9	19.4	Ryan Roskelly vs Tulsa	1994
10	18.4	Darron White vs Tulane	2004

MOST PUNT RETURN TDs			
Rk	TD	PLAYER VS OPPONENT	YEAR
T1	1	Roderick Proctor vs Missouri State	2015
T1	1	Darron White vs Tulane	2004
T1	1	Keith Cobb vs Southwestern La.	1995
T1	1	Ryan Roskelly vs Tulsa	1994
T1	1	Judson Flint vs Ole Miss	1978
T1	1	Judson Flint vs Louisville	1978
T1	1	Keith Wright vs Louisville	1976
T1	1	Keith Wright vs Wichita State	1976
T1	1	Keith Wright vs Louisville	1975
T1	1	Keith Wright vs North Texas	1974
T1	1	Steve Jaggard vs Tulsa	1968
T1	1	Bob Baxter vs Ole Miss	1967
T1	1	Bob Sherlag vs Wake Forest	1964
T1	1	Russell Vollmer vs Ole Miss	1962
T1	1	10 blocked punts for TD	1974

LONGEST PUNT RETURN			
Rk	YDS	PLAYER VS OPPONENT	YEAR
1	97	Keith Wright vs North Texas	1974
T2	94	Keith Wright vs Louisville	1975
T2	94	Frank Mawyer vs Chattanooga	1950
4	89	Billy Russell vs Tennessee Tech	1954
5	88	Russ Vollmer vs Ole Miss	1962
T6	86	Ricky Rivas vs Wichita State	1975
T6	86	Jack Carter vs Chattanooga	1961

PUNT RETURN TEAM RECORDS

MOST PUNT RETURNS			
Rk	RET	OPPONENT	YEAR
1	10	vs Tulsa	1994
2	9	vs Mississippi State	1985
3	8	vs Quantico	1966
T4	7	vs Austin Peay	2014
T4	7	vs Chattanooga	2004
T4	7	vs Tennessee Tech	1962
T7	6	vs several opp.; last vs. BYU	2014

MOST PUNT RETURN YARDS			
Rk	Yds	OPPONENT	YEAR
1	194	vs Tulsa	1994
2	138	vs UAB	2012
T3	133	vs Tulsa	1968
T3	133	vs Wichita State	1968
5	120	vs North Texas State	1974
6	112	vs Austin Peay	2014
7	97	vs Cincinnati	1972
T8	92	vs Tulane	2004
T8	92	vs Cincinnati	2000
T8	92	vs Ole Miss	1967
T8	92	vs Southern Miss	1972

FEWEST PUNT RETURN YARDS			
Rk	Yds	OPPONENT	YEAR
T1	-8	at Houston	2015
T1	-8	vs Tulsa	2010
T1	-8	vs Tulane	2003

MOST PUNT RETURN TD			
Rk	TDs	OPPONENT	YEAR
1	3	vs Tulsa (two on blocked punts)	1968
T1	1	20 times	

DEFENSE INDIV. RECORDS

MOST SOLO TACKLES			
Rk	NO.	PLAYER VS OPPONENT	YEAR
1	19	Pete Scatamacchia vs Louisville	1979
2	16	Alex Dees vs Southern Miss	1968
T3	15	Jamon Hughes vs Southern Miss	2010
T3	15	Dave Pawlik vs San Jose State	1971
T5	14	Shareef White vs Auburn	2015
T5	14	Jamon Hughes vs UAB	2010
T5	14	Todd Ondra vs Louisville	1978
T5	14	Wilson Neely vs Mississippi St.	1986
8	12	Glenn Sumter vs Southern Miss	2001

MOST ASSISTED TACKLES			
Rk	NO.	PLAYER VS OPPONENT	YEAR
1	19	Art Brumit vs Utah State	1967
T2	13	Quinton McCrary vs Tennessee	2006
T2	13	Joe Rushing vs Utah State	1967
T2	13	Damon Young vs Tulane	1987
T5	12	Charles Harris vs Arkansas State	2012
T5	12	Jamon Hughes vs East Carolina	2010
T5	12	Jamon Hughes vs Marshall	2010
T5	12	Jamon Hughes vs Houston	2009
T5	12	Todd Ondra vs Northeast La.	1979
T5	12	Todd Ondra vs Louisville	1979

MOST TOTAL TACKLES			
Rk	NO.	PLAYER VS OPPONENT	YEAR
1	25	Pete Scatamacchia vs Louisville	1979
2	21	Jamon Hughes vs Southern Miss	2010
3	21	Tommy James vs Utah State	1970
4	21	Alex Dees vs Southern Miss	1968
5	20	Kamal Shakir vs Army	1999
6	20	John Allen vs Houston	1968
7	20	Glenn Whitemore vs Southern Miss	1973
8	20	Todd Ondra vs Texas A&M	1979
9	20	Mike Kleimeyer vs Tennessee	1981
10	18	Jamon Hughes vs Houston	2009

MOST QUARTERBACK SACKS			
Rk	NO.	PLAYER VS OPPONENT	YEAR
T1	4	Clinton McDonald vs Arkansas St.	2008
T1	4	James Logan vs Arkansas St.	1994
T1	4	Marlon Brown vs Louisville	1987
T2	3	by eight different players	

MOST TACKLES FOR LOST YARDAGE			
Rk	NO.	PLAYER VS OPPONENT	YEAR
1	6	Tony Williams vs Tennessee	1996
T2	5	Marlon Brown vs Southern Miss	1987
T2	5	Rod Brown vs Arkansas	1993
4	4.5	Martin Ifedi vs Arkansas State	2013
5	4	15x, last by Tank Jakes at UCLA	2014

MOST FUMBLE RECOVERIES			
Rk	NO.	PLAYER VS OPPONENT	YEAR
T1	3	Quinton McCrary vs UCF	2007
T1	3	Ricky Kale vs Southern Miss	1970

MOST FUMBLE RECOVERIES			
Rk	NO.	PLAYER VS OPPONENT	YEAR
T2	2	Michael Edwards Jr. vs Kansas	2016
T2	2	Ryan Coleman vs SMU	2013
T2	2	Akeem Davis vs SMU	2011
T2	2	Jake Kasser vs Ole Miss	2007
T2	2	Eric Taylor vs Arkansas State	2003
T2	2	Reginald Howard vs Ole Miss	1999
T2	2	Demorris Shank vs Houston	1998
T2	2	Larry Frankenbach vs North Texas	1970

MOST FUMBLES RETURNED FOR TOUCHDOWNS			
Rk	NO.	PLAYER VS OPPONENT	YEAR
1	2	Ryan Coleman vs SMU	2013

LONGEST FUMBLE RETURN			
Rk	YDS	PLAYER VS OPPONENT	YEAR
1	88	Freddie Barnett vs Arkansas State	2007
2	84	Corey Irby vs Louisville	1999
3	73	Glenn Sumter vs Mississippi State	2001
4	66	Idrees Bashir vs Tulane	2000
5	64	Manny Santibanez vs USM	1997
6	59	Bobby McCain vs Middle Tennessee	2014
7	57	Ruben Melton vs Cincinnati	1971
8	54	Jeremy Stewart vs East Carolina	1998
9	47	John Allen vs North Texas	1968
10	44	Idrees Bashir vs Tennessee	1999

MOST PASS INTERCEPTIONS			
Rk	NO.	PLAYER VS OPPONENT	YEAR
T1	3	Bobby McCain at USF	2013
T1	3	Eddie Moore vs Tulane	1988
T1	3	Keith Simpson vs North Texas	1977
T1	3	Olie Cordill vs Mississippi State	1965
T1	3	Bob Ford vs Murray State	1952

MOST INTERCEPTION RETURN YARDS			
Rk	YDS	PLAYER VS OPPONENT	YEAR
1	100	Idrees Bashir vs Army	2000
2	99	Robert Lyles vs Mississippi State	1958
3	98	Paul Haynes vs Tampa	1948
T4	95	Marty Hammock vs Southern Miss	1973
T4	95	Chris Hobbs vs Tennessee	1991
6	93	Bob Sherlag vs Wake Forest	1964
7	91	Bob Orrians vs Southern Miss	1977
T8	90	Dominic Calloway vs East Carolina	1993
T8	90	Preston Watts vs Middle Tennessee	1941

LONGEST INTERCEPTION RETURN			
Rk	YDS	PLAYER VS OPPONENT	YEAR
1	100	Idrees Bashir vs Army	2000
2	99	Robert Lyles vs Mississippi State	1958
3	98	Paul Haynes vs Tampa	1948
T4	95	Marty Hammock vs Southern Miss	1973
T4	95	Chris Hobbs vs Tennessee	1991
T6	93	Reggis Ball vs SMU	2013
T6	93	Bob Sherlag vs Wake Forest	1964
8	91	Bob Orrians vs Southern Miss	1977
T9	90	Dominic Calloway vs East Carolina	1993
T9	90	Preston Watts vs Middle Tennessee	1941

MOST BLOCKED PUNTS			
Rk	NO.	PLAYER VS OPPONENT	YEAR
T1	4	Ken Irvin vs Arkansas	1992
T1	4	Marvin Chatman vs Mississippi State	1981

DEFENSE TEAM RECORDS

FEWEST RUSHES ALLOWED		
Game	Yds	YEAR
	15 by North Texas	1965

MOST RUSHES ALLOWED		
Game	Yds	YEAR
	82 by Houston	1968

FEWEST RUSHING YARDS ALLOWED		
Game	Yds	YEAR
	-4 by Ole Miss	1993

MOST RUSHING YARDS ALLOWED		
Game	Yds	YEAR

MOST PASS COMPLETIONS ALLOWED

Game	42 by Houston	2009
------	---------------	------

FEWEST PASSING YARDS ALLOWED

Game	5 by Southern Miss	1976
------	--------------------	------

MOST PASSING YARDS ALLOWED

Game	620 by Cincinnati	2015
------	-------------------	------

FEWEST TOTAL YARDS ALLOWED

Game	87 by Texas-Arlington	1962
	87 by Tennessee Tech	1962

MOST TOTAL YARDS ALLOWED

Game	752 by Cincinnati	2015
------	-------------------	------

MOST POINTS ALLOWED

Game	92 by Ole Miss	1935
	66 by Florida State (modern day records since 1947)	1979

MOST RUSHING TOUCHDOWNS ALLOWED

Game	7 by UCF	2007
------	----------	------

MOST TOUCHDOWN PASSES ALLOWED

Game	6 by Florida State	1969
	6 by Tennessee & Houston	2009
	6 by Houston	2010

MOST INTERCEPTIONS

Game	6 vs East Carolina	1993
	6 vs Tulsa	1972

MOST FUMBLE RECOVERIES

Game	6 vs North Texas	1968
------	------------------	------

MOST QUARTERBACK SACKS

Game	7 vs Arkansas State	2013
	7 vs Houston	2006
	7 vs East Carolina	2003
	7 vs East Carolina	1998
	7 vs Arkansas State	1994

MOST BLOCKED KICKS

Game	4 vs Arkansas	1992
------	---------------	------

MOST TACKLES FOR LOST YARDAGE

Game	16 vs Tennessee	1996
Season	90	1999

MISC TEAM RECORDS

MOST POINTS SCORED IN A QUARTER

RK	PTS	OPPONENT	YEAR
T1	35	vs Bowling Green (1st)	2016
T1	35	vs Tulane (1st)	1992
3	33	vs North Texas (3rd)	1971
4	30	vs Cincinnati (4th)	1983
T5	28	vs SMU (2nd)	2015
T5	28	vs SMU (1st)	2015
T7	28	vs Missouri State (1st)	2015
T7	28	vs Chattanooga (3rd)	2004
T7	28	vs Arkansas State (4th)	2004
T7	28	vs West Texas State (4th)	1968
11	26	vs Tulsa (2nd)	1968
T12	24	at SMU (2nd)	2014
T12	24	at Cincinnati (1st)	2014
T12	24	vs UT Martin (2nd)	2009
T12	24	vs Arkansas State (4th)	1980
T12	24	vs Cincinnati (4th)	1969
T12	24	vs Wichita State (1st)	1972

MOST POINTS SCORED IN A HALF

RK	PTS	OPPONENT	YEAR
T1	56	vs Bowling Green (1st)	2016
T1	56	vs SMU (1st)	2015
3	49	vs Tulane (1st)	1992
T4	42	vs Missouri State (1st)	2015
T4	42	vs Austin Peay (1st)	2014
6	41	vs Louisville (2nd)	1969
T7	38	vs Houston (1st)	2003
T7	38	vs Cincinnati (2nd)	1969
T9	35	vs Chattanooga (1st)	2005
T9	35	vs Chattanooga (2nd)	2004
T9	35	vs Arkansas State (2nd)	2003
T9	35	vs West Texas State (2nd)	1968

MOST POINTS SCORED IN A HALF

RK	PTS	OPPONENT	YEAR
T9	35	vs Wake Forest (2nd)	1967

MOST POINTS ALLOWED IN A HALF

RK	PTS	OPPONENT	YEAR
1	51	by Florida State (1st)	1989
T2	42	by Tennessee (1st)	2009
T2	42	by Houston (1st)	2009
T2	42	by UCF (1st)	2007
T2	42	by Michigan State (1st)	1997
T2	42	by Florida State (2nd)	1979
T2	42	by Ole Miss (1st)	1971
8	41	by Alabama (2nd)	1983
T9	40	by Tennessee (1st)	2010
T9	40	by Ole Miss (1st)	1980

MOST COMBINED POINTS IN A HALF

RK	PTS	OPPONENT	YEAR
1	68	vs Louisville (1st)	2004
2	64	vs Florida State (1st)	1989
3	63	vs Bowling Green State (1st)	2004
T4	62	vs East Carolina (2nd)	2007
T4	62	vs Tulane (1st)	1992
6	60	vs Rice (2nd)	2008
7	59	vs Bowling Green (1st)	2016
8	58	vs Cincinnati (1st)	2015
T9	56	vs SMU (1st)	2015
T9	56	at Tulsa (1st)	2015
T9	56	vs Houston (1st)	2009
T9	56	vs Florida State (2nd)	1979
13	54	vs Louisville (2nd)	1969

MOST POINTS SCORED IN A GAME

RK	PTS	OPPONENT	YEAR
1	77	vs Bowling Green	2016
2	76	vs Memphis Navy	1950
3	70	vs Tampa	1949
4	69	vs Louisville	1969
5	66	at Tulsa	2015
6	64	vs Union University	1950
T7	63	vs SMU	2015
T7	63	vs Missouri State	2015
T7	63	vs Austin Peay	2014
10	62	vs Tulane	1992
T11	61	vs East Central Oklahoma	1951
T11	61	vs Arkansas State	1949
T13	60	vs The Citadel	1962
T13	60	vs Arkansas State	1950

MOST POINTS ALLOWED IN A GAME

RK	PTS	OPPONENT	YEAR
1	66	by Florida State	1979
2	61	by Ole Miss	1980
3	59	by Mississippi State	2011
4	58	by Texas A&M	1978
5	57	by Florida State	1989
T6	56	by Houston	2010
T6	56	by Louisville	2010
T6	56	by Tennessee	2009
T6	56	by East Carolina	2007
T6	56	by UCF	2007
T6	56	by Louisville	2004

MOST COMBINED POINTS IN A GAME

RK	PTS	OPPONENT	YEAR
1	108	at Tulsa (66-42)	2015
2	107	vs SMU (55-52)	2007
3	105	vs Louisville (49-56)	2004
4	103	vs BYU (55-48)	2014
5	99	vs Cincinnati (53-46)	2015
6	96	vs East Carolina (40-56)	2007
7	88	vs Louisville (69-19)	1969
8	87	vs Bowling Green (35-52)	2004
T9	85	at Bowling Green (44-41)	2015
T9	85	vs Houston (52-33)	2001

MOST FIRST DOWNS RUSHING

RK	NO.	OPPONENT	YEAR
1	26	vs Tulsa	1972
2	24	vs Louisville	1969
3	24	vs The Citadel	1962
4	22	vs Tulane	2008
5	22	vs Chattanooga	2005
T6	21	vs Georgia Tech	1981

MOST FIRST DOWNS PASSING

RK	NO.	OPPONENT	YEAR
1	21	vs Ole Miss	2015
T2	19	vs Ole Miss	2007
T2	19	vs Louisville	2004
T4	18	vs Southeast Missouri	2016
T4	18	at Tulsa	2015
T4	18	vs Southern Miss	2007
T4	18	vs SMU	2007
T7	17	at SMU	2014
T7	17	at UCLA	2014
T7	17	vs Ole Miss	1969
T10	16	vs Tulane	2015
T10	16	at Cincinnati	2015
T10	16	at Kansas	2015
T10	16	vs Middle Tennessee	2011
T10	16	vs Marshall	2007
T10	16	vs East Carolina	2007
T10	16	vs Murray State	1985

MOST FIRST DOWNS BY PENALTY

RK	NO.	OPPONENT	YEAR
T1	6	at Tulsa	2015
T1	6	vs UConn	2014
T3	5	at Ole Miss	2014
T3	5	vs SMU	2007
T3	5	vs Houston	2006
T3	5	vs Alabama	1987
T3	5	vs North Texas State	1971
8	4	vs several opponents; last vs Southeast Missouri	2016

MOST TOTAL FIRST DOWNS

RK	NO.	OPPONENT	YEAR
1	37	vs Louisville	1969
T2	35	at Tulsa	2015
T2	35	vs SMU	2007
4	34	at Kansas	2015
T5	32	vs Tulane	2015
T5	32	vs Tulane	2008
T5	32	vs Chattanooga	2005
T8	31	vs Ole Miss	2015
T8	31	vs Nicholls State	2008
T8	31	vs Cincinnati	1984
T11	30	at Cincinnati	2014
T11	30	vs Southern Miss	2008

MOST FIRST DOWNS RUSHING

RK	NO.	OPPONENT	YEAR
T6	21	vs North Texas State	1971

MOST FIRST DOWNS PASSING

RK	NO.	OPPONENT	YEAR
1	21	vs Ole Miss	2015
T2	19	vs Ole Miss	2007
T2	19	vs Louisville	2004
T4	18	vs Southeast Missouri	2016
T4	18	at Tulsa	2015
T4	18	vs Southern Miss	2007
T4	18	vs SMU	2007
T7	17	at SMU	2014
T7	17	at UCLA	2014
T7	17	vs Ole Miss	1969
T10	16	vs Tulane	2015
T10	16	at Cincinnati	2015
T10	16	at Kansas	2015
T10	16	vs Middle Tennessee	2011
T10	16	vs Marshall	2007
T10	16	vs East Carolina	2007
T10	16	vs Murray State	1985

MOST FIRST DOWNS BY PENALTY

RK	NO.	OPPONENT	YEAR
T1	6	at Tulsa	2015
T1	6	vs UConn	2014
T3	5	at Ole Miss	2014
T3	5	vs SMU	2007
T3	5	vs Houston	2006
T3	5	vs Alabama	1987
T3	5	vs North Texas State	1971
8	4	vs several opponents; last vs Southeast Missouri	2016

MOST TOTAL FIRST DOWNS

RK	NO.	OPPONENT	YEAR
T11	30	vs Ole Miss	2007
T11	30	vs Rice	2007
T11	30	vs Arkansas State	2004
T11	30	vs Louisville	2004
T11	30	vs Murray State	2002
T11	30	vs Utah State	1972
T11	30	vs North Texas State	1971
T11	30	vs The Citadel	1962

FEWEST TOTAL FIRST DOWNS

RK	NO.	OPPONENT	YEAR
1	2	vs Ole Miss	1964

MOST PENALTIES

RK	NO.	OPPONENT	YEAR
1	16	vs Marshall	2012
T2	15	at Middle Tennessee	2013
T2	15	vs Houston	2000
T2	15	vs Tulane	1992
T2	15	vs Mississippi State	1985
6	14	vs Tennessee	1999
T7	13	vs Chattanooga	2001
T7	13	vs Mississippi State	1998
T7	13	vs Ole Miss	1983

FEWEST PENALTIES

RK	NO.	OPPONENT	YEAR
1	0	vs Ole Miss	1982

MOST PENALTY YARDS

RK	NO.	OPPONENT	YEAR
1	147	vs West Texas State	1964
2	145	at Middle Tennessee	2013

LONGEST TIME OF POSSESSION

RK	NO.	OPPONENT	YEAR
5	37:55	vs Ole Miss	1983

SHORTEST TIME OF POSSESSION

RK	NO.	OPPONENT	YEAR
1	19:19	vs North Carolina	1983

MOST 3RD DOWN CONVERSIONS

RK	NO.	OPPONENT	YEAR
1	14	vs SMU	2007
T2	12	at Houston	2015
T2	12	vs Ole Miss	2015
T2	12	at Cincinnati	2014
T2	12	vs Rice	2008
T2	12	vs Louisville	2004
T2	12	vs Cincinnati	1994
T7	10	vs UTEP	2009
T7	10	vs USF	2004
T7	10	vs UAB	2004
10	9	27 times; last at Tulsa	2015

BEST 3RD DOWN CONVERSION PERCENTAGE

RK	NO.	OPPONENT	YEAR
1	.705	vs Louisville (12X17)	2004
2	.692	vs Ole Miss (9X13)	2006
3	.666	vs Cincinnati (12X18)	1994
4	.643	vs Tulane (9X14)	2008
5	.643	vs Chattanooga (9X14)	2005
6	.632	vs Rice (12X19)	2008
7	.631	at Houston (12X19)	2015
T8	.600	vs Ole Miss (12X20)	2015
T8	.600	vs Nicholls State (9X15)	2008
T8	.600	vs SMU (9X15)	2008
T8	.600	vs Tulane (9X15)	2007
T8	.600	vs Tulane (9X15)	2003

FEWEST 3RD DOWN CONVERSIONS

RK	NO.	OPPONENT	YEAR
T1	1	vs Tennessee (1X9)	2006
T1	1	vs Cincinnati (1X12)	2004
T1	1	vs Cincinnati (1X12)	199

MOST FUMBLES

RK	NO.	OPPONENT	YEAR
1	11	vs Ole Miss	1976
2	10	vs Louisville	1979
T3	9	vs Florida State	1977
T3	9	vs Ole Miss	1971
T3	9	vs Southern Miss	1963
T3	9	vs Tennessee Tech	1962

MOST FUMBLES LOST

RK	NO.	OPPONENT	YEAR
T1	7	vs Mississippi State	1976
T1	7	vs Ole Miss	1971
T3	6	vs Louisville	1979
T3	6	vs Ole Miss	1976
T3	6	vs Tennessee Tech	1962



#7 LINEBACKER
CURTIS AKINS
 R-SOPHOMORE • 1L
6-2 • 230
 BYHALIA, MISS.
 BYHALIA HS
MAJOR: INTERDISCIPLINARY STUDIES

AKINS' CAREER DEFENSIVE STATISTICS

YR	G/S	UT	AT	TOT	PD	FR	FF	TFL	SK	INT
2015	8/0	10	4	14	1	0-0	0	0-0	0-0	0-0
2016	3/0	5	0	5	0	0-0	0	0-0	0-0	0-0
Total	11/0	15	4	19	1	0-0	0	0-0	0-0	0-0

AKINS' CAREER HIGHS

Tackles	6 vs. SMU, Nov. 28, 2015
Pass Break-Ups	1 vs. SMU, Nov. 28, 2015

AKINS' GAME-BY-GAME DEFENSE

Date	Opponent	UT	AT	TT	TFL	SK	FF	PB	INT
9/5/15	Missouri St.	1	0	1	0-0	0-0	0	0	0-0
9/12/15	at Kansas	3	0	3	0-0	0-0	0	0	0-0
10/2/15	at USF	0	0	0	0-0	0-0	0-0	0	0-0
10/24/15	at Tulsa	0	0	0	0-0	0-0	0-0	0	0-0
10/31/15	Tulane	0	0	0	0-0	0-0	0-0	0	0-0
11/21/15	at Temple	1	1	2	0-0	0-0	0-0	0	0-0
11/28/15	SMU	4	2	6	0-0	0-0	0-0	1	0-0
12/30/15	Auburn	1	1	2	0-0	0-0	0-0	0	0-0
9/3/16	SEMO	3	0	3	0-0	0-0	0-0	0	0-0
9/17/16	Kansas	0	0	0	0-0	0-0	0-0	0	0-0
9/24/16	Bowling Green	2	0	2	0-0	0-0	0-0	0	0-0

#6 LINEBACKER
GENARD AVERY
 JUNIOR • 2L
6-1 • 255
 GRENADA, MISS.
 GRENADA HS
MAJOR: ORGANIZATIONAL LEADERSHIP

AVERY'S CAREER DEFENSIVE STATISTICS

YR	G/S	UT	AT	TOT	PBU	FR	FF	TFL	SK	INT	QBH
2014	13/1	13	5	18	1	0-0	0	6-25	5-21	0-0	0
2015	11/7	42	11	53	0	0-0	0	6.5-28	3-20	0-0	2
2016	3/3	14	2	16	1	0-0	1	4-17	0-0	1-28	1
Total	27/11	69	18	87	2	0-0	1	16.5-70	8-41	1-28	3

AVERY'S CAREER HIGHS

Tackles	8 (2x) at Tulsa, Oct. 23, 2015
Tackles for Loss	2, 2 times, last vs SEMO, Sept. 3, 2016
Sacks	1 (7x) at Tulsa, Oct. 23, 2015
Forced Fumble	1 vs Kansas, Sep 17, 2016
Pass Break-Ups	1, 2 times, last vs SEMO, Sept. 3, 2016
Quarterback Hurries	1 (3x) last vs Kansas, Sep 17, 2016
Interceptions	1 vs Bowling Green, Sep 24, 2016
Touchdowns	1 vs Bowling Green, Sep 24, 2016
Interception Ret. Yds	28 vs Bowling Green, Sep 24, 2016

AVERY'S GAME-BY-GAME DEFENSE

Date	Opponent	UT	AT	TT	TFL	SK	FF	PB	INT	QBH
8/30/14	Austin Peay	0	2	2	0-0	0-0	0	0	0-0	0
9/6/14	at UCLA	0	0	0	0-0	0-0	0	0	0-0	0
9/20/14	MTSU	1	1	2	1-8	1-8	0	0	0-0	0
9/27/14*	Ole Miss	1	2	3	1-3	1-3	0	0	0-0	0
10/4/14	Cincinnati	0	0	0	0-0	0-0	0	0	0-0	0
10/11/14	Houston	0	0	0	0-0	0-0	0	0	0-0	0
10/25/14	SMU	2	1	3	1-1	1-1	0	1	0-0	0
10/31/14	Tulsa	2	0	2	1-2	1-2	0	0	0-0	0
11/7/14	Temple	2	0	2	0-0	0-0	0	0	0-0	0
11/15/14	Tulane	0	0	0	0-0	0-0	0	0	0-0	0
11/22/14	USF	2	0	2	1-7	1-7	0	0	0-0	0
11/29/14	UConn	3	0	3	1-4	0-0	0	0	0-0	0
12/2/14	vs BYU	0	0	0	0-0	0-0	0	0	0-0	0
9/5/15	Missouri St.	2	0	2	0-0	0-0	0	0	0-0	1
9/12/15	at Kansas	5	1	6	0-0	0-0	0	0	0-0	0
9/19/15	at BGSU	1	0	1	1-7	1-7	0	0	0-0	0
9/24/15*	Cincinnati	7	1	8	0-0	0-0	0	0	0-0	0
10/2/15*	at USF	4	1	5	1-1	0-0	0	0	0-0	0
10/17/15*	Ole Miss	6	1	7	1.5-6	0-0	0	0	0-0	0
10/23/15*	at Tulsa	9	0	9	3-14	2-13	0	0	0-0	1
10/31/15*	Tulane	2	1	3	0-0	0-0	0	0	0-0	0
11/7/15*	Navy	4	4	8	0-0	0-0	0	0	0-0	0
11/14/15*	at Houston	1	0	1	0-0	0-0	0	0	0-0	0
11/21/15	at Temple	1	2	3	0-0	0-0	0	0	0-0	0
9/3/16*	SEMO	7	0	7	2-6	0-0	1	0	0-0	0
9/17/16*	Kansas	3	1	4	1-1	0-0	1	0	0-0	1
9/24/16*	BGSU	3	1	4	0-0	0-0	0	0	1-28	0

#88 WIDE RECEIVER
DREW BISHOP
 R-SENIOR • 3L
6-0 • 190
 MEMPHIS, TENN.
 ST. GEORGE'S INDEPENDENT SCHOOL
MAJOR: MARKETING MANAGEMENT

BISHOP'S CAREER RUSHING STATISTICS

YR	G/S	NO	YDS	AVG/C	TDS	LG	AVG/G
2014	10/0	1	6	6.0	0	6	0.7
2015	8/0	0	0	0.0	0	0	0.0
2016	2/0	0	0	0.0	0	0	0.0
Total	20/0	1	6	6.0	0	6	0.3

BISHOP'S CAREER RECEIVING STATISTICS

YR	G/S	NO	YDS	AVG/C	TDS	LG	REC/G	AVG/G
2014	10/0	0	0	0.0	0	0	0.0	0.0
2015	8/0	0	0	0.0	0	0	0.0	0.0
2016	2/0	0	0	0.0	0	0	0.0	0.0
Total	20/0	0	0	0.0	0	0	0.0	0.0

BISHOP'S CAREER HIGHS

Rush Attempts	1, UConn, Nov 29, 2014
Long Rush	6, UConn, Nov 29, 2014
Total Offense Attempts	1, UConn, Nov 29, 2014 (1 rush, 0 pass)
All-Purpose Yards	6, UConn, Nov 29, 2014

BISHOP'S GAME-BY-GAME RECEIVING

Date	Opponent	No	Yds	Avg	TDs	LG
8/30/14	Austin Peay	0	0	0.0	0	0
9/6/14	UCLA			Did Not Play		
9/20/14	MTSU			Did Not Play		
9/27/14	Ole Miss			Did Not Play		
10/4/14	Cincinnati	0	0	0.0	0	0
10/11/14	Houston	0	0	0.0	0	0
10/25/14	SMU	0	0	0.0	0	0
10/31/14	Tulsa	0	0	0.0	0	0
11/7/14	Temple	0	0	0.0	0	0
11/15/14	Tulane	0	0	0.0	0	0
11/22/14	USF	0	0	0.0	0	0
11/29/14	UConn	0	0	0.0	0	0
12/2/14	vs BYU	0	0	0.0	0	0
10/2/15	at USF	0	0	0.0	0	0
10/17/15	Ole Miss	0	0	0.0	0	0
10/23/15	at Tulsa	0	0	0.0	0	0
10/31/15	Tulane	0	0	0.0	0	0
11/7/15	Navy	0	0	0.0	0	0
11/14/15	at Houston	0	0	0.0	0	0
11/28/15	SMU	0	0	0.0	0	0
12/30/15	Auburn	0	0	0.0	0	0
9/3/16	SEMO			Did Not Play		
9/17/16	Kansas	0	0	0.0	0	0
9/24/16	Bowling Green	0	0	0.0	0	0

BISHOP'S GAME-BY-GAME RUSHING

Date	Opponent	No	Yds	Avg	TDs	LG
11/29/14	UConn	1	6	6.0	0	6

#5 DEFENSIVE LINE
LATARIUS BRADY
 R-SENIOR • 3L
6-2 • 280
 MEMPHIS, TENN.
 EAST HS
MAJOR: COMMUNITY PHYSICAL EDUCATION

BRADY'S CAREER DEFENSIVE STATISTICS

YR	G/S	UT	AT	TOT	PD	FR	FF	TFL	SK	INT
2013	12/0	6	5	11	0	0-0	0	0.5-2	0-0	0-0
2014	13/7	16	14	30	2	2-0	1	1.5-6	1-6	0-0
2015	13/2	8	5	13	0	0-0	1	2-7	1-6	0-0
Total	38/9	32	22	54	2	2-0	2	4-15	2-12	0-0

BRADY'S CAREER HIGHS

Tackles	5, BYU, Dec 22, 2014
Tackles for Loss	1.5, MTSU, Sep 20, 2014
Sacks	1 (2x), Last: Missouri St. Sep 5, 2015
Forced Fumbles	1 (2x), last vs SMU, Nov. 28, 2015
Fumbles Recovered	1 (2x), Tulane, Nov 15, 2014
Pass Deflections	1 (2x), Tulsa, Oct 31, 2014

BRADY'S GAME-BY-GAME DEFENSE

Date	Opponent	UT	AT	TT	TFL	SK	FF	PB	INT
9/7/13	Duke	0	1	1	0-0	0-0	0	0	0-0
9/14/13	MTSU	0	0	0	0-0	0-0	0	0	0-0

BRADY'S GAME-BY-GAME DEFENSE

Date	Opponent	UT	AT	TT	TFL	SK	FF	PB	INT
9/21/13	Arkansas State	2	1	3	0-0	0-0	0	0	0-0
10/5/13	UCF	0	1	1	0-0	0-0	0	0	0-0
10/12/13	Houston	0	2	2	0.5-2	0-0	0	0	0-0
10/19/13	SMU	0	0	0	0-0	0-0	0	0	0-0
10/30/13	Cincinnati	1	0	1	0-0	0-0	0	0	0-0
11/9/13	UT Martin	1	0	1	0-0	0-0	0	0	0-0
11/16/13	USF	0	0	0	0-0	0-0	0	0	0-0
11/23/13	Louisville	0	0	0	0-0	0-0	0	0	0-0
11/30/13	Temple	1	0	1	0-0	0-0	0	0	0-0
12/7/13	UConn	1	0	1	0-0	0-0	0	0	0-0
8/30/14	Austin Peay	4	0	4	0-0	0-0	0	0	0-0
9/6/14*	UCLA	2	0	2	0-0	0-0	0	0	0-0
9/20/14	MTSU	1	2	3	2-6	1-6	1	0	0-0
9/27/14*	Ole Miss	2	1	3	0-0	0-0	0	1	0-0
10/4/14*	Cincinnati	1	3	4	0-0	0-0	0	0	0-0
10/11/14*	Houston	0	0	0	0-0	0-0	0	0	0-0
10/25/14*	SMU	2	0	2	0-0	0-0	0	0	0-0
10/31/14*	Tulsa	1	1	2	0-0	0-0	0	1	0-0
11/7/14*	Temple	1	0	1	0-0	0-0	0	0	0-0
11/15/14	Tulane	1	1	2	0-0	0-0	0	0	0-0
11/22/14*	USF	2	0	2	0-0	0-0	0	0	0-0
11/29/14	UConn	0	0	0	0-0	0-0	0	0	0-0
12/2/14	vs BYU	1	4	5	0-0	0-0	0	0	0-0
9/5/15*	Missouri St	2	0	2	1-6	1-6	0	0	0-0
9/12/15*	at Kansas	0	0	0	0-0	0-0	0	0	0-0
9/19/15	at BGSU	2	0	2	0-0	0-0	0	0	0-0
9/24/15	Cincinnati	1	0	1	0-0	0-0	0	0	0-0
10/2/15	at USF	0	0	0	0-0	0-0	0	0	0-0
10/17/15	Ole Miss	0	0	0	0-0	0-0	0	0	0-0
10/23/15	at Tulsa	0	0	0	0-0	0-0	0	0	0-0
10/31/15	Tulane	0	1	1	0-0	0-0	0	0	

COLLINS' CAREER OFFENSIVE LINE STATISTICS		
YR	GAMES/STARTS	PLAYS/TOTAL TEAM PLAYS
2016	1/0	32/77
Total	23/3	472/1321

COLLINS' CAREER HIGHS	
Offensive Plays	97, BYU, Dec 22, 2014

COLLINS' GAME-BY-GAME OFFENSIVE LINE		
Date	Opponent	Position - Plays
8/30/14	Austin Peay	Left Guard - 21/82
9/6/14	UCLA	Special Teams
9/20/14	MTSU	Special Teams
9/27/14	Ole Miss	Special Teams
10/4/14	Cincinnati	Special Teams
10/11/14	Houston	Special Teams
10/25/14	SMU	Left Guard - 31/80
10/31/14	Tulsa	Left Guard - 9/72
11/7/14	Temple	Left Guard - 10/68
11/15/14	Tulane	Left Guard - 30/65
11/22/14*	USF	Right Guard - 60/62
11/29/14*	UConn	Right Guard - 75/85
12/22/14*	BYU	Right Guard - 97/97
9/5/15	Missouri State	Right Guard - 43/81
9/12/15	at Kansas	Right Guard - 17/79
9/19/15	at Bowling Green	Special Teams
9/24/15	Cincinnati	Special Teams
10/2/15	at USF	Right Guard - 47/72
10/17/15	Ole Miss	Special Teams
10/23/15	at Tulsa	Special Teams
10/31/15	Tulane	Special Teams
11/7/15	Navy	Special Teams
11/14/15	at Houston	Special Teams
9/3/16	SEMO	Did Not Play
9/17/16	Kansas	Did Not Play
9/24/16	Bowling Green	Left Guard - 32/77




#14 DEFENSIVE BACK
JONATHAN COOK
 JUNIOR • TR
6-0 • 198
 SPANISH FORT HS
 GARDEN CITY CC
MAJOR: INTERDISCIPLINARY STUDIES

COOK'S CAREER DEFENSIVE STATISTICS										
YR	G/S	UT	AT	TOT	PBU	FR	FF	TFL	SK	INT
2016	3/3	17	1	18	1	1-50	0	2-7	0-0	0-0

COOK'S CAREER HIGHS	
Tackles	8 (2x) last vs Kansas, Sep 17, 2016
Passes Defended	1 vs SEMO, Sep 3, 2016
Tackles for Loss	1 (2x) last vs. Kansas, Sep 17, 2016
Fumble Recoveries	1 vs. Kansas, Sep 17, 2016
Fumble Return Yards	50 vs Kansas, Sep 17, 2016

COOK'S GAME-BY-GAME DEFENSE										
Date	Opponent	UT	AT	TT	TFL	SK	FF	PBU	INT	
9/3/16*	SEMO	7	1	8	1-4	0	0	1	0-0	0-0
9/17/16*	Kansas	8	0	8	1-3	0	1	0	0-0	0-0
9/24/16*	Bowling Green	2	0	2	0-0	0	0	0		




#97 DEFENSIVE LINE
EMMANUEL COOPER
 SOPHOMORE • 1L
6-1 • 245
 ARKADELPHIA, ARK.
 ARKADELPHIA HS
MAJOR: EXERCISE & SPORT SCIENCE

COOPER'S CAREER DEFENSIVE STATISTICS										
YR	G/S	UT	AT	TOT	PD	FR	FF	TFL	SK	INT
2015	3/0	1	0	1	0	0-0	0	0-0	0-0	0-0
2016	3/0	1	0	1	0	0-0	0	1-1	0-0	0-0
Total	6/0	2	0	2	0	0-0	0	1-1	0-0	0-0

COOPER'S CAREER HIGHS	
Tackles	1 (2x) last vs Bowling Green, Sep 24, 2016

COOPER'S GAME-BY-GAME DEFENSE										
Date	Opponent	UT	AT	TT	TFL	SK	FF	PB	INT	
9/5/15	Missouri St.	1	0	1	0-0	0-0	0	0	0-0	0-0
9/12/15	at Kansas	0	0	0	0-0	0-0	0	0	0-0	0-0
9/19/15	at BGSU				Did Not Play					
9/24/15	Cincinnati				Did Not Play					

COOPER'S GAME-BY-GAME DEFENSE										
Date	Opponent	UT	AT	TT	TFL	SK	FF	PB	INT	
10/2/15	at USF				Did Not Play					
10/17/15	Ole Miss				Did Not Play					
10/23/15	at Tulsa				Did Not Play					
10/31/15	Tulane				Did Not Play					
11/7/15	Navy				Did Not Play					
11/14/15	at Houston				Did Not Play					
11/21/15	at Temple				Did Not Play					
11/28/15	SMU	0	0	0	0-0	0	0	0	0-0	
12/30/15	vs Auburn				Did Not Play					
9/3/16	SEMO	0	0	0	0-0	0	0	0	0-0	
9/17/16	Kansas	0	0	0	0-0	0	0	0	0-0	
9/24/16	Bowling Green	1	0	1	1-1	0	0	0	0-0	



#11 RUNNING BACK
SAM CRAFT
 SENIOR • 3L
6-0 • 210
 MEMPHIS, TENN.
 OLIVE BRANCH HS
MAJOR: PHYSICAL EDUCATION

CRAFT'S CAREER RUSHING STATISTICS							
YR	G/S	NO	YDS	AVG/R	TDS	LG	AVG/G
2013	12/9	25	102	3.9	5	15	8.5
2014	8/6	89	331	3.7	3	19	41.3
2015	12/7	82	333	4.1	5	26	27.8
2016	1/0	6	14	2.3	0	13	14.0
Total	33/23	202	780	3.9	13	26	23.6

CRAFT'S CAREER RECEIVING STATISTICS							
YR	G/S	NO	YDS	AVG/C	TDS	LG	REC/G
2013	12/9	31	337	10.9	1	30	2.6
2014	8/6	15	83	5.5	0	17	1.8
2015	12/7	8	114	14.3	2	60	0.7
2016	1/0	2	48	24.0	1	43	2.0
Total	33/23	56	582	10.4	4	60	1.7


CRAFT'S CAREER KICKOFF RETURN STATISTICS							
YR	G/S	NO	YDS	TDS	LG	AVG/R	AVG/G
2013	12/9	3	73	0	54	24.3	6.1
2014	8/6	1	23	0	23	23.0	2.9
2015	12/7	11	213	0	27	21.0	17.8
Total	32/22	15	309	0	104	20.6	9.7

CRAFT'S CAREER HIGHS	
Points Scored	18, Temple, Nov 30, 2013
Touchdowns	3, Temple, Nov 30, 2013
Rush Attempts	38, Cincinnati, Oct 4, 2014
Rush Yards	170, Cincinnati, Oct 4, 2014
Rush TDs	2, 2 times, last vs Cincinnati, Sep 24, 2015
Long Rush	26, at Temple, Nov 21, 2015
Receptions	7, Temple, Nov 30, 2013
Receiving Yards	83, UT Martin, Nov 9, 2013 (3 rec)
Receiving TDs	1, 4 times, last vs BGSU, Sep 24, 2016
Long Reception	60, at BGSU, Sep 12, 2015
Total Offense Attempts	38, Cincinnati, Oct 4, 2014
Total Offense Yards	170, Cincinnati, Oct 4, 2014
All-Purpose Yards	170, Cincinnati, Oct 4, 2014
Kick Returns	4 at Bowling Green, Sep 19, 2015
Kick Return Yards	71 at Bowling Green, Sep 19, 2015
Long Kick Return	54, vs Temple, Nov 30, 2013

CRAFT'S GAME-BY-GAME RUSHING						
Date	Opponent	No	Yds	Avg	TDs	LG
9/7/13	Duke	1	14	14.0	0	14
9/14/13	at MTSU	2	6	3.0	0	3
9/21/13*	Arkansas State	3	-3	-1.0	1	5
10/5/13*	UCF	4	28	7.0	1	15
10/12/13*	at Houston	2	5	2.5	0	3
10/19/13*	SMU	4	26	6.5	0	11
10/30/13*	Cincinnati	0	0	0.0	0	0
11/9/13	UT Martin	2	14	7.0	1	8
11/16/13*	at USF	1	-1	-1.0	0	0
11/23/13*	at Louisville	1	0	0.0	0	0
11/30/13*	Temple	3	0	0.0	2	3
12/7/13*	at UConn	2	13	6.5	0	8
8/30/14*	Austin Peay	8	27	3.4	1	9
9/6/14	at UCLA	6	19	3.2	1	9
9/20/14*	MTSU	6	52	8.7	0	19
9/27/14*	at Ole Miss	3	-16	-5.3	0	1
10/4/14*	at Cincinnati	38	170	4.5	1	14
10/11/14*	Houston	17	49	2.9	0	9
10/25/14	at SMU					Did Not Play
10/31/14	Tulsa					Did Not Play
11/7/14	at Temple					Did Not Play
11/15/14	at Tulane					Did Not Play
11/22/14	USF					Did Not Play
11/29/14	UConn	4	2	0.5	0	3

CRAFT'S GAME-BY-GAME RUSHING						
Date	Opponent	No	Yds	Avg	TDs	LG
12/22/14*	BYU	7	28	4.0	0	9
9/5/15*	Missouri St	12	72	6.0	0	16
9/12/15*	at Kansas	7	15	2.1	1	4
9/19/15*	at BGSU	11	50	4.5	1	17
9/24/15*	Cincinnati	12	50	4.2	2	11
10/2/15*	at USF	8	12	1.5	0	5
10/17/15*	Ole Miss	8	20	2.5	1	8
10/23/15	at Tulsa	1	2	2.0	0	2
10/31/15	Tulane	4	31	7.8	0	17
11/7/15	Navy					Did Not Play
11/14/15	at Houston	5	8	1.6	0	4
11/21/15	at Temple	4	40	10.0	0	26
11/28/15	SMU	5	21	4.2	0	18
12/30/15	Auburn	5	12	2.4	0	5
9/3/16	SEMO					Did Not Play
9/17/16	Kansas					Did Not Play
9/24/16	Bowling Green	6	14	2.3	0	13

CRAFT'S GAME-BY-GAME RECEIVING						
Date	Opponent	No	Yds	Avg	TDs	LG
9/7/13	Duke	0	0	0.0	0	0
9/14/13	at MTSU	2	18	9.0	0	12
9/21/13*	Arkansas State	3	32	10.7	0	24
10/5/13	UCF	2	30	15.0	0	19
10/12/13*	at Houston	1	3	3.0	0	3
10/19/13*	SMU	4	30	7.5	0	15
10/30/13*	Cincinnati	0	0	0.0	0	0
11/9/13	UT Martin	3	83	27.7	0	30
11/16/13*	at USF	2	16	8.0	0	13
11/23/13*	at Louisville	3	12	4.0	0	11
11/30/13*	Temple	7	62	8.9	1	21
12/7/13*	at UConn	4	51	12.8	0	29
8/30/14*	Austin Peay	3	14	4.7	0	8
9/6/14	at UCLA	3	38	12.7	0	17
9/20/14*	MTSU	1	8	8.0	0	8
9/27/14*	at Ole Miss	4	-1	-0.3	0	3
10/4/14*	at Cincinnati	0	0	0.0	0	0
10/11/14*	Houston	4	24	6.0	0	13
10/25/14	at SMU					Did Not Play
10/31/14	Tulsa					Did Not Play
11/7/14	at Temple					Did Not Play
11/15/14	at Tulane					Did Not Play
11/22/14	USF					Did Not Play
11/29/14	UConn	0	0	0.0	0	0
12/22/14	vs BYU	0	0	0.0	0	0
9/5/15*	Missouri St	0	0	0.0	0	0
9/12/15*	at Kansas	1	13	13.0	0	13
9/19/15*	at BGSU	3	63	21.0	1	60
9/24/15*	Cincinnati	2	5	2.5	0	7
10/2/15*	at USF	2	33	16.5	1	20
10/17/15*	Ole Miss	0	0	0.0	0	0
10/23/15	at Tulsa	0	0	0.0	0	0
10/31/15	Tulane	0	0	0.0	0	0
11/7/15	Navy					Did Not Play
11/14/15	at Houston	0	0	0.0	0	0
11/21/15	at Temple	0	0	0.0	0	0
11/28/15	SMU	0	0	0.0	0	0
12/30/15	Auburn	0	0	0.0	0	0
9/3/16	SEMO					Did Not Play
9/17/16	Kansas					Did Not Play
9/24/16	Bowling Green	2	48	24.0	1	43



#93 DEFENSIVE LINE
CORTEZ CROSBY<

CROSBY'S GAME-BY-GAME DEFENSE

Date	Opponent	UT	AT	TT	TFL	SK	FR	PB	INT
8/30/14	Austin Peay	1	2	3	1-14	1-14	1	0	0-0
9/6/14	UCLA	1	0	1	1-7	1-7	0	0	0-0
9/20/14	MTSU	0	0	0	0-0	0-0	0	0	0-0
9/27/14	Ole Miss	2	2	4	0-0	0-0	1	0	0-0
10/4/14	Cincinnati	0	0	0	0-0	0-0	1	0	0-0
10/11/14	Houston	2	0	2	0-0	0-0	0	0	0-0
10/25/14	at SMU	0	0	0	0-0	0-0	0	0	0-0
10/31/14	Tulsa	0	0	0	0-0	0-0	0	0	0-0
11/7/14	at Temple	0	0	0	0-0	0-0	0	0	0-0
11/15/14	at Tulane	0	0	0	0-0	0-0	0	0	0-0
11/22/14	USF	0	0	0	0-0	0-0	0	0	0-0
11/29/14	UConn	0	0	0	0-0	0-0	0	0	0-0
12/22/14	vs BYU	0	0	0	0-0	0-0	0	0	0-0
9/5/15	Missouri St	1	0	1	0-0	0-0	0	0	0-0
9/12/15	at Kansas				Did Not Play				
9/19/15	at Bowling Green				Did Not Play				
9/25/15	Cincinnati	0	0	0	0-0	0-0	0	0	0-0
10/2/15	at USF				Did Not Play				
10/17/15	Ole Miss				Did Not Play				
10/23/15	at Tulsa	1	0	1	1-8	1-8	0	0	0-0
10/31/15	Tulane	0	0	0	0-0	0-0	0	0	0-0
11/7/15	Navy				Did Not Play				
11/14/15	at Houston				Did Not Play				
11/21/15	at Temple	0	1	0	0-0	0-0	0	0	0-0
11/28/15	SMU	0	1	1	0-0	0-0	0	0	0-0
12/30/15	Auburn	0	0	0	0-0	0-0	0	0	0-0
9/3/16	SEMO				Did Not Play				

#73 OFFENSIVE LINE

KEENEN DAVIS

R-FRESHMAN • SQ
6-5 • 295

HORN LAKE, MISS.
HORN LAKE HS

MAJOR: COMMUNICATION/FILM AND VIDEO PRODUCTION

DAVIS' CAREER OFFENSIVE LINE STATISTICS

YR	GAMES/STARTS	PLAYS/TOTAL TEAM PLAYS
2016	1/0	9/77

DAVIS' CAREER HIGHS

Offensive Plays | 9 vs Bowling Green, Sep 24, 2016

DAVIS' GAME-BY-GAME OFFENSIVE LINE

Date	Opponent	Position - Plays
9/24/16	Bowling Green	Right Tackle - 9/77

#79 OFFENSIVE LINE

SCOTTIE DILL

R-FRESHMAN • SQ
6-7 • 285

MEMPHIS, TENN.
BRIARCREST CHRISTIAN SCHOOL

MAJOR: UNDECLARED

DILL'S CAREER OFFENSIVE LINE STATISTICS

YR	GAMES/STARTS	PLAYS/TOTAL TEAM PLAYS
2016	3/0	40/149
Total	3/0	40/149

DILL'S CAREER HIGHS

Offensive Plays | 26 vs Bowling Green, Sep 24, 2016

DILL'S GAME-BY-GAME OFFENSIVE LINE

Date	Opponent	Position - Plays
9/3/16	SEMO	Special Teams
9/17/16	Kansas	Special Teams & Left Tackle - 14/72
9/24/16	Bowling Green	Special Teams - 26/77

#34 LINEBACKER

JACKSON DILLON

SENIOR • 3L
6-6 • 245

RINGLING, OKLA.
RINGLING HS

MAJOR: ORGANIZATIONAL LEADERSHIP

DILLON'S CAREER DEFENSIVE STATISTICS

YR	G/S	UT	AT	TOT	PD	FR	FF	TFL	SK	INT
2013	12/8	20	9	29	2	0-0	0	5.5-13	1-7	0-0
2014	13/12	33	10	43	1	0-0	2	9.0-50	3.5-27	0-0
2015	13/11	24	13	37	0	2-1	0	6.0-15	0-0	0-0
2016	1/0	0	0	0	0	0-0	0	0-0	0-0	0-0
Total	39/31	77	32	109	3	2-1	2	20.5-78	4.5-34	0-0

DILLON'S CAREER HIGHS

Tackles	11, BYU, Dec 22, 2014
Tackles for Loss	3, BYU, Dec 22, 2014
Sacks	2, BYU, Dec 22, 2014
Pass Breakups	1 (3x), SMU, Oct 25, 2014
Blocked Kick	1 (3x), Tulane (PAT), Oct 31, 2015
Force Fumbles	1 (2x), BYU, Dec 22, 2014
Fumble Recoveries	1, Missouri State, Sep 5, 2015
Fumble Recovery TD	1, SMU, Nov 28, 2015

DILLON'S GAME-BY-GAME DEFENSE

Date	Opponent	UT	AT	TT	TFL	SK	FF	PB	INT
9/7/13	Duke	0	0	0	0-0	0-0	0	0	0-0
9/14/13	at MTSU	0	0	0	0-0	0-0	0	0	0-0
9/21/13	Arkansas State	0	1	1	0-0	0-0	0	0	0-0
10/5/13	UCF	1	0	1	0-0	0-0	0	0	0-0
10/12/13*	at Houston	1	1	2	0-0	0-0	0	0	0-0
10/19/13*	SMU	3	1	4	1-1	0-0	0	0	0-0
10/30/13*	Cincinnati	4	4	8	0-0	0-0	1	0	0-0
11/9/13*	UT Martin	1	1	2	0-0	0-0	0	0	0-0
11/16/13*	at USF	4	0	4	2-4	0-0	0	0	0-0
11/23/13*	at Louisville	4	0	4	1-7	1-7	0	0	0-0
11/30/13*	Temple	2	1	3	1.5-1	0-0	0	0	0-0
12/7/13*	at UConn	0	0	0	0-0	0-0	0	1	0-0
8/30/14*	Austin Peay	1	0	1	0-0	0-0	0	0	0-0
9/6/14*	at UCLA	5	0	5	2-5	1-2	0	0	0-0
9/20/14*	MTSU	2	1	3	0-0	0-0	0	0	0-0
9/27/14*	at Ole Miss	3	2	5	1-4	0-0	0	0	0-0
10/4/14*	at Cincinnati	1	0	1	0-0	0-0	0	0	0-0
10/11/14*	Houston	1	2	3	2-7	0.5-3	0	0	0-0
10/25/14*	at SMU	1	1	2	0-0	0-0	0	1	0-0
10/31/14*	Tulsa	0	1	1	0-0	0-0	0	0	0-0
11/7/14*	at Temple	2	0	2	0-0	0-0	0	0	0-0
11/15/14*	at Tulane	4	0	4	0-0	0-0	0	0	0-0
11/22/14*	USF	2	0	2	1-10	0-1	0	0	0-0
11/29/14*	UConn	3	0	3	0-0	0-0	0	0	0-0
12/22/14*	vs BYU	8	3	11	3-24	2-22	1	0	0-0
9/5/15*	Missouri St	2	0	2	0-0	0-0	0	0	0-0
9/12/15*	at Kansas	6	2	8	1-1	0-0	0	0	0-0
9/19/15*	at BGSU	2	2	4	0-0	0-0	0	0	0-0
9/24/15*	Cincinnati	2	1	3	0-0	0-0	0	0	0-0
10/2/15*	at USF	2	0	2	0-0	0-0	0	0	0-0
10/17/15*	Ole Miss	2	1	3	1-6	0-0	0	0	0-0
10/24/15*	at Tulsa	0	0	0	0-0	0-0	0	0	0-0
10/31/15*	Tulane	2	1	3	2.5-6	0-0	0	0	0-0
11/7/15*	Navy	3	1	4	0-0	0-0	0	0	0-0
11/14/15*	at Houston	0	1	1	0-0	0-0	0	0	0-0
11/21/15*	at Temple	1	0	1	0-0	0-0	0	0	0-0
11/28/15	SMU	1	1	2	0-0	0-0	0	0	0-0
12/30/15	Auburn	1	3	4	1.5-2	0-0	0	0	0-0
9/3/16	SEMO	0	0	0	0-0	0-0	0	0	0-0
9/17/16	Kansas				Did Not Play				
9/24/16					** Announced before game Dillon is out for remainder of 2016				

#28 RUNNING BACK

DOROLAND DORCEUS

R-JUNIOR • 2L
5-10 • 215

NEW ORLEANS, LA.
SPRING HS (TEXAS)

MAJOR: INTERDISCIPLINARY STUDIES

DORCEUS' CAREER RUSHING STATISTICS

YR	G/S	NO	YDS	AVG/C	TDS	LG	AVG/G
2013	9/1	30	173	5.8	0	34	19.2
2014	4/0	46	237	5.2	4	40	59.3
2015	13/7	155	661	4.3	8	35	50.8
2016	3/2	30	178	5.9	3	42	59.3
Total	29/10	261	1,249	4.8	15	42	43.1

DORCEUS' CAREER RECEIVING STATISTICS

YR	G/S	NO	YDS	AVG/C	TDS	LG	REC/G	AVG/G
2013	9/1	0	0	0.0	0	0	0.0	0.0
2014	4/0	1	-2	0.0	0	0	0.2	0.0
2015	13/7	11	217	19.7	3	61	0.8	16.7
2016	3/2	2	13	6.5	1	13	0.7	4.3
Total	29/10	14	228	16.3	4	61	0.5	7.9

DORCEUS' CAREER HIGHS

Rush Attempts	32, at Tulsa, Oct. 23, 2015
Rush Yards	138, at Tulsa, Oct. 23, 2015 (32 rushes)
Long Rush	42 vs Bowling Green, Sep 24, 2016
Pass Receptions	2, Ole Miss, Oct 17, 2015
Receiving Yards	61, at Houston, Nov 14, 2015

DORCEUS' CAREER HIGHS

Long Reception	61, at Houston, Nov 14, 2015
Total Offense Attempts	33, at Tulsa, Oct. 23, 2015
Total Offense Yards	177, at Houston, Nov 14, 2015
All-Purpose Yards	177, at Houston, Nov 14, 2015
Rushing Touchdowns	2 (3x), Last at Tulsa, Oct 23, 2015
Receiving Touchdowns	1, 5x, last vs Bowling Green, Sep 24, 2016

DORCEUS' GAME-BY-GAME RUSHING

Date	Opponent	No	Yds	Avg	TDs	LG
9/7/13	Duke					Did Not Play
9/14/13	at MTSU					Did Not Play
9/21/13	Arkansas State	5	24	4.8	0	7
10/5/13	UCF	0	0	0.0	0	0
10/12/13	at Houston	3	5	1.7	0	4
10/19/13	SMU	1	14	14.0	0	14
10/30/13	Cincinnati					Did Not Play
11/9/13	UT Martin	1	34	34.0	0	34
11/16/13*	at UConn	8	51	6.4	0	26
11/23/13	at Louisville	3	9	3.0	0	4
11/30/13	Temple	3	9	3.0	0	8
12/7/13	at UConn	6	25	4.2	0	9
8/30/14	Austin Peay	10	41	4.1	2	9
9/6/14	at UCLA	13	86	6.6	1	40
9/20/14	MTSU	15	91	6.1	1	32
9/27/14	at Ole Miss	8	19	2.4	0	15
10/4/14	at Cincinnati					Did Not Play
10/11/14	Houston					Did Not Play
10/25/14	at SMU					Did Not Play
10/31/14	Tulsa					Did Not Play
11/7/14	at Temple					Did Not Play
11/15/14	at Tulane					Did Not Play
11/22/14	USF					Did Not Play
11/29/14	UConn					Did Not Play
12/22/14	vs BYU					Did Not Play
9/5/15	Missouri St	6	19	3.2	2	9
9/12/15	at Kansas	7	49	7.0	1	14
9/19/15	at BGSU	16	75	4.7	1	17
9/24/15	Cincinnati	2	-1	0.0	0	1
10/2/15	at USF	13	33	2.5	0	11
10/17/15	Ole Miss	5	22	4.4	0	13
10/23/15*	at Tulsa	32	138	4.3	2	22
10/31/15*	Tulane	10	45	4.5	1	13
11/7/15*	Navy	12	69	5.8	0	14
11/14/15*	at Houston	26	116	4.5	1	35
11/21/15*	at Temple	7	15	2.1	0	6
11/28/15*	SMU	8	33	4.1	0	8
12/30/15*	Auburn	11	48	4.4	0	16
9/3/16*	SEMO	14	35	2.5	1	12
9/17/16*	Kansas	7	27	3.9	1	9
9/24/16	Bowling Green	9	117	13.0	1	42

DORCEUS' GAME-BY-GAME RECEIVING

Date	Opponent	No	Yds	Avg	TDs	LG
9/7/13	at Duke					Did Not Play
9/14/13	MTSU					Did Not Play
9/21/13	Arkansas State	0				

#5 WIDE RECEIVER
SEAN DYKES
 FRESHMAN • HS
6-2 • 210
 HOUSTON, TEXAS
 MANVEL HS
 MAJOR: MARKETING MANAGEMENT

DYKES' CAREER RECEIVING STATISTICS

YR	G/S	NO	YDS	AVG/C	TDS	LG	REC/G	AVG/G
2016	2/0	0	0	0.0	0	0	0.0	0.0

DYKES' CAREER HIGHS

Pass Receptions	-
Receiving Yards	-
Long Reception	-
All-Purpose Yards	-
Rushing Touchdowns	-
Receiving Touchdowns	-

DYKES' GAME-BY-GAME RECEIVING

Date	Opponent	No	Yds	Avg	TDS	LG
9/3/16	SEMO					Did Not Play
9/17/16	Kansas	0	0	0.0	0	0
9/24/16	Bowling Green	0	0	0.0	0	0

#95 DEFENSIVE LINE
MICHAEL EDWARDS
 SENIOR • 1L
6-2 • 295
 SUN PRAIRIE, WIS.
 SUN PRAIRIE HS
 IOWA WESTERN COMMUNITY COLLEGE
 MAJOR: INTERDISCIPLINARY STUDIES

EDWARDS' CAREER DEFENSIVE STATISTICS

YR	G/S	UT	AT	TOT	PD	FR	FF	TFL	SK	INT
2015	13/0	12	8	20	0	0-0	1	2-10	0.5-7	0-0
2016	3/3	2	1	3	0	2-0	0	1.5-6	1-6	0-0
Total	16/2	14	9	23	0	2-0	1	3.5-16	1.5-13	0-0

EDWARDS' CAREER HIGHS

Tackles	5 vs Auburn, Dec 30, 2015
Tackles for Loss	1, 3 times, last vs Kansas, Sep 17, 2016
Sacks	1 (2x) last vs Kansas, Sep 17, 2016
Fumbles Forced	1, vs Auburn, Dec 30, 2015
Fumbles Recovery	2 vs Kansas, Sep 17, 2016

EDWARDS' GAME-BY-GAME DEFENSE

Date	Opponent	UT	AT	TT	TFL	SK	FR	FF	PB	INT
9/5/15	Missouri St.	1	1	2	0-0	0-0	0	0	0	0-0
9/12/15	at Kansas	2	2	4	0.5-7	0-0	0	0	0	0-0
9/19/15	at BGSU	0	1	1	0-0	0-0	0	0	0	0-0
9/24/15	Cincinnati	1	0	1	0-0	0-0	0	0	0	0-0
10/2/15	at USF	0	1	1	0-0	0-0	0	0	0	0-0
10/17/15	Ole Miss	0	0	0	0-0	0-0	0	0	0	0-0
10/23/15	at Tulsa	1	0	1	0-0	0-0	0	0	0	0-0
10/31/15	Tulane	1	1	2	0-0	0-0	0	0	0	0-0
11/7/15	Navy	1	0	1	1-2	0-0	0	0	0	0-0
11/14/15	at Houston	0	0	0	0-0	0-0	0	0	0	0-0
11/21/15	at Temple	1	0	1	0-0	0-0	0	0	0	0-0
11/28/15	SMU	0	1	1	0-0	0-0	0	0	0	0-0
12/30/15	Auburn	4	1	5	0-0	0.5-7	1	0	0	0-0
9/3/16*	SEMO	2	0	2	1-6	1-6	0	0	0	0-0
9/17/16*	Kansas	0	0	0	0-0	0-0	0	2	0	0-0
9/24/16*	BGSU	0	1	1	0.5-0	0-0	0	0	0	0-0

#46 PLACE KICKER
JAKE ELLIOTT
 SENIOR • 3L
5-10 • 165
 WESTERN SPRINGS, ILL.
 LYONS TOWNSHIP HS
 MAJOR: MARKETING MANAGEMENT

ELLIOTT'S CAREER SCORING STATISTICS

YR	G	PAT	FGM-FGA	PTS	AVG/G
2013	12	24-24	16-18	72	6.0
2014	13	57-57	21-32	120	9.2
2015	13	63-63	23-28	132	10.2
2016	3	18-18	5-6	33	11.0
Total	41	162-162	65-84	379	9.2

ELLIOTT'S CAREER FIELD GOAL STATISTICS

YR	FGM-FGA	LG	PCT	1-19	20-29	30-39	40-49	50+
2013	16-18	56	.889	2-2	4-4	3-4	4-5	3-3
2014	21-32	54	.656	0-0	9-9	6-7	3-8	3-7
2015	23-28	53	.821	0-0	6-6	7-11	8-9	2-2
2016	5-6	50	.833	0-0	0-0	0-1	4-4	1-1
Total	65-84	56	.774	2-2	19-19	16-23	19-26	9-13

ELLIOTT'S CAREER KICKOFF STATISTICS

YR	G	NO	RET	YDS	AVG	TB	OB	FC	OSK
2013	12	50	28	3,098	62.0	21	2	0	2
2014	13	87	31	5,570	64.0	51	3	0	0
2015	13	99	22	6,366	64.3	74	3	0	1
2016	3	28	6	1,813	64.8	22	0	0	0
Total	41	264	87	16,847	63.8	168	8	0	3

ELLIOTT'S CAREER HIGHS

Points Scored	16, Tulsa, Oct 31, 2014
Kick PATS	11, vs Bowling Green, Sep 24, 2016
Points by Kicking	16, Tulsa, Oct 31, 2014
Field Goals Made	5, at Houston, Oct 12, 2013
Field Goal Attempts	5 (2x), Tulsa, Oct 31, 2014
Longest Field Goal	56, at USF, Nov 16, 2013
Tackles	3, at Houston, Oct 12, 2013

ELLIOTT'S GAME-BY-GAME KICKING

Date	Opponent	FG	LG	PAT	PTS	KO	AVG	TB	OB
9/7/13	Duke	0-0	0	2-2	2	3	65.0	1	0
9/14/13	at MTSU	3-3	41	0-0	9	4	64.0	2	0
9/21/13	Arkansas State	1-1	23	4-4	7	6	61.2	2	0
10/5/13	UCF	1-1	48	2-2	5	4	65.0	3	0
10/12/13	at Houston	5-5	50	0-0	15	6	64.0	1	0
10/19/13	SMU	1-2	52	2-2	5	3	61.0	0	0
10/30/13	Cincinnati	0-0	0	3-3	3	4	62.2	2	1
11/9/13	UT Martin	0-0	0	3-3	3	4	64.0	2	0
11/16/13	at USF	3-3	56	2-2	11	6	56.0	1	0
11/23/13	at Louisville	1-1	18	2-2	5	4	55.5	2	0
11/30/13	Temple	0-1	0	3-3	3	4	65.0	4	0
12/7/13	at UConn	1-1	43	1-1	4	2	65.0	1	1
8/30/14	Austin Peay	0-0	0	9-9	9	10	64.5	6	0
9/6/14	at UCLA	0-1	0	5-5	5	6	64.5	2	0
9/20/14	MTSU	2-3	29	3-3	10	7	64.9	6	0
9/27/14	at Ole Miss	1-1	40	0-0	3	2	65.0	1	0
10/4/14	at Cincinnati	2-4	20	5-5	11	8	63.8	3	0
10/11/14	Houston	1-2	31	3-3	6	5	64.0	2	0
10/25/14	at SMU	2-2	37	5-5	11	7	62.7	5	2
10/31/14	Tulsa	4-5	53	4-4	16	9	64.3	5	0
11/7/14	at Temple	3-4	42	1-1	10	4	63.8	2	1
11/15/14	at Tulane	1-2	22	5-5	8	7	62.3	5	0
11/22/14	USF	1-3	35	4-4	7	6	65.0	5	0
11/29/14	UConn	2-2	22	5-5	11	8	64.4	7	0
12/2/14	vs BYU	2-3	54	7-7	13	8	63.8	2	0
9/5/15	Missouri St	0-0	0	9-9	9	10	63.1	8	0
9/12/15	at Kansas	2-2	32	7-7	13	10	64.9	8	0
9/19/15	at BGSU	3-3	52	5-5	14	9	64.4	6	1
9/24/15	Cincinnati	1-1	40	6-6	9	9	65.1	7	0
10/2/15	at USF	1-2	49	3-3	6	4	64.8	2	0
10/17/15	Ole Miss	3-3	42	4-4	13	8	64.6	6	0
10/23/15	at Tulsa	1-1	30	9-9	12	11	63.8	10	1
10/31/15	Tulane	3-4	40	4-4	13	8	65.5	5	0
11/7/15	Navy	2-2	40	2-2	8	5	64.4	4	0
11/14/15	at Houston	2-3	41	4-4	10	7	65.0	7	0
11/21/15	at Temple	4-5	46	0-0	12	5	63.8	3	0
11/28/15	SMU	0-0	0	9-9	9	10	62.7	6	1
12/30/15	vs Auburn	1-2	53	1-1	4	3	65.0	2	0
9/3/16	SEMO	2-2	45	3-3	9	7	64.1	4	0
9/17/16	Kansas	3-4	50	4-4	13	9	65.0	8	0
9/24/16	Bowling Green	0-0	0	11-11	11	12	64.9	10	0

#44 LINEBACKER
STEVEN ENIS
 R-FRESHMAN • SQ
6-2 • 235
 FAYETTE, ALA.
 FAYETTE COUNTY HS
 MAJOR: SPORT AND LEISURE MANAGEMENT

ENIS' CAREER DEFENSIVE STATISTICS

YR	G/S	UT	AT	TOT	PD	FR	FF	TFL	SK	INT
2016	1/0	0	0	0	0	0-0	0	0-0	0-0	0-0

ENIS' GAME-BY-GAME DEFENSE

Date	Opponent	UT	AT	TT	TFL	SK	FF	PB	INT
9/24/16	Bowling Green	0	0	0	0-0	0-0	0	0	0-0

#4 QUARTERBACK
RILEY FERGUSON
 JUNIOR • TR
6-4 • 190
 BUTLER HS
 COFFEYVILLE CC
 MAJOR: COMMUNICATION

FERGUSON'S CAREER PASSING STATISTICS

YR	G/S	CMP	ATT	INT	YDS	TD	LG	PCT	AVG/P	AVG/G
2016	3/3	61	91	2	843	11	84	.670	13.8	281.0

FERGUSON'S CAREER RUSHING STATISTICS

YR	G/S	NO	YDS	AVG/C	TDS	LG	AVG/G
2016	3/3	15	-47	-3.1	1	9	-15.7

FERGUSON'S CAREER HIGHS

Pass Completions	26 vs SEMO, Sep 3, 2016
Pass Attempts	40 vs SEMO, Sep 3, 2016
Passing Yards	359 vs Bowling Green, Sep 24, 2016
Passing Touchdowns	6 vs Bowling Green, Sep 24, 2016
Long Passing Play	84 yards vs Kansas, Sep 17, 2016
Rush Attempts	7 vs Kansas, Sep 17, 2016
Rush Yards	-11 vs SEMO, Sep 3, 2016
Long Rush	9 vs Kansas, Sep 17, 2016

FERGUSON'S GAME-BY-GAME PASSING

Date	Opponent	Att	Comp	YDS	INT	TD	LG	Sack
9/3/16	SEMO	40	26	295	3	3	23	3
9/17/16	Kansas	24	15	189	0	2	84	5
9/24/16	Bowling Green	27	20	359	0	6	60	1

FERGUSON'S GAME-BY-GAME RUSHING

Date	Opponent	No	Yds	Avg	TDS	LG
9/3/16	SEMO	6	-11	-1.8	0	1
9/17/16	Kansas	7	-26	-0.3	0	9
9/24/16	Bowling Green	2	-10	-5.0	1	1

#57 LINEBACKER
HAYDEN FERRARI
 R-FRESHMAN • SQ
5-11 • 210
 MEMPHIS, TENN.
 CHRISTIAN BROTHERS HS
 MAJOR: UNDECLARED

FERRARI'S CAREER DEFENSIVE STATISTICS

YR	G/S	UT	AT	TOT	PD	FR	FF	TFL	SK	INT
2016	1/0	1	0	1	0	0-0	0	0-0	0-0	0-0

FERRARI'S CAREER HIGHS

Tackles	1 vs Bowling Green, Sep 24, 2016
Tackles for Loss	

GENTRY'S GAME-BY-GAME DEFENSE

Date	Opponent	UT	AT	TT	TFL	SK	FF	PB	INT
9/5/15	Missouri St.	1	0	1	0-0	0-0	0	0	0-0
9/12/15	at Kansas	1	0	1	0-0	0-0	0	0	0-0
9/15/15	at BGSU	0	0	0	0-0	0-0	0	0	0-0
9/24/15	Cincinnati	0	0	0	0-0	0-0	0	0	0-0
10/2/15	at USF	1	0	1	0-0	0-0	0	0	0-0
10/17/15	Ole Miss	Did Not Play							
10/23/15	at Tulsa	1	0	1	0-0	0-0	0	0	0-0
10/31/15	Tulane	0	0	0	0-0	0-0	0	0	0-0
11/7/15	Navy	2	0	2	0-0	0-0	0	0	0-0
11/14/15	at Houston	0	1	1	0-0	0-0	0	0	0-0
11/21/15	at Temple	0	0	0	0-0	0-0	0	0	0-0
11/28/15	SMU	0	0	0	0-0	0-0	0	0	0-0
12/30/15	vs Auburn	1	0	1	0-0	0-0	0	0	0-0
9/3/16	SEMO	0	0	0	0-0	0-0	0	0	0-0
9/17/16	Kansas	2	0	2	1-2	0-0	0	0	0-0
9/24/16	Bowling Green	2	1	3	1.5-4	0-0	0	0	0-0

#25 DEFENSIVE BACK
AUSTIN HALL
 R-FRESHMAN • SQ
 6-2 • 205
 COLLIERVILLE, TENN.
 COLLIERVILLE HS
 MAJOR: CRIMINAL JUSTICE

HALL'S CAREER DEFENSIVE STATISTICS

YR	G/S	UT	AT	TOT	PD	FR	FF	TFL	SK	INT
2016	3/3	10	0	10	0	0-0	0	3-11	0-0	0-0

HALL'S CAREER HIGHS

Tackles	8 vs. Kansas, Sep 17, 2016
Tackle for Loss	2 vs. Kansas, Sep 17, 2016

HALL'S GAME-BY-GAME DEFENSE

Date	Opponent	UT	AT	TT	TFL	SK	FF	PB	INT
9/3/16*	SEMO	2	0	2	1-6	0-0	0	0	0-0
9/17/16*	Kansas	8	0	8	2-5	0-0	0	0	0-0
9/24/16*	Bowling Green	0	0	0	0-0	0-0	0	0	0-0

#50 LINEBACKER
LENARD HARDEN
 SENIOR • 3L
 5-11 • 205
 MEMPHIS, TENN.
 RIDGWAY HS
 MAJOR: ORGANIZATIONAL LEADERSHIP

HARDEN'S CAREER DEFENSIVE STATISTICS

YR	G/S	UT	AT	TOT	PD	FR	FF	TFL	SK	INT
2013	7/0	0	0	0	0	0-0	0	0-0	0-0	0-0
2014	2/0	0	0	0	0	0-0	0	0-0	0-0	0-0
2015	13/0	3	3	6	0	0-0	0	0-0	0-0	0-0
2016	3/0	3	0	3	0	0-0	0	0-0	0-0	0-0
Total	25/0	6	3	9	0	0-0	0	0-0	0-0	0-0

HARDEN'S CAREER HIGHS

Tackles	2 (3x) last vs Bowling Green, Sep 24, 2016
Tackles for Loss	-
Sacks	-
Fumble Recoveries	-

HARDEN'S GAME-BY-GAME DEFENSE

Date	Opponent	UT	AT	TT	TFL	SK	FR	PB	INT
9/5/15	Missouri St	0	0	0	0-0	0-0	0	0	0-0
9/12/15	at Kansas	0	0	0	0-0	0-0	0	0	0-0
9/19/15	at Bowling Green	1	1	2	0-0	0-0	0	0	0-0
9/25/15	Cincinnati	0	0	0	0-0	0-0	0	0	0-0
10/2/15	at USF	0	0	0	0-0	0-0	0	0	0-0
10/17/15	Ole Miss	0	1	1	0-0	0-0	0	0	0-0
10/23/15	at Tulsa	0	0	0	0-0	0-0	0	0	0-0
10/31/15	Tulane	0	0	0	0-0	0-0	0	0	0-0
11/7/15	Navy	0	0	0	0-0	0-0	0	0	0-0
11/14/15	at Houston	0	0	0	0-0	0-0	0	0	0-0
11/21/15	at Temple	0	0	0	0-0	0-0	0	0	0-0
11/28/15	SMU	0	1	1	0-0	0-0	0	0	0-0
12/30/15	Auburn	2	0	2	0-0	0-0	0	0	0-0
9/3/16	SEMO	1	0	1	0-0	0-0	0	0	0-0
9/17/16	Kansas	0	0	0	0-0	0-0	0	0	0-0
9/24/16	Bowling Green	2	0	2	0-0	0-0	0	0	0-0

#8 RUNNING BACK
DARRELL HENDERSON
 FRESHMAN • HS
 5-9 • 175
 BATESVILLE, MISS.
 SOUTH PANOLA HS
 MAJOR: SPORT AND LEISURE MANAGEMENT

HENDERSON'S CAREER RUSHING STATISTICS

YR	G/S	NO	YDS	AVG/R	TDS	LG	AVG/G
2016	3/1	8	54	6.8	0	20	18.0

HENDERSON'S CAREER RECEIVING STATISTICS

YR	G/S	NO	YDS	AVG/C	TDS	LG	REC/G	AVG/G
2016	3/1	5	66	13.2	2	23	1.7	22.0

HENDERSON'S CAREER HIGHS

Rush Attempts	3 (2x) last vs Bowling Green, Sep 24, 2016
Rush Yards	27 vs Bowling Green, Sep 24, 2016
Long Rush	20 vs Kansas, Sep 17, 2016
Pass Receptions	3 vs SEMO, Sep 3, 2016
Receiving Yards	39 vs SEMO, Sep 3, 2016
Long Reception	23 vs SEMO, Sep 3, 2016
All-Purpose Yards	42 vs SEMO, Sep 3, 2016
Rushing Touchdowns	-
Receiving Touchdowns	2 vs SEMO, Sep 3, 2016

HENDERSON'S GAME-BY-GAME RUSHING

Date	Opponent	No	Yds	Avg	TDS	LG
9/3/16	SEMO	2	3	1.5	0	3
9/17/16	Kansas	3	24	8.0	0	20
9/24/16*	Bowling Green	3	27	9.0	0	13

HENDERSON'S GAME-BY-GAME RECEIVING

Date	Opponent	No	Yds	Avg	TDS	LG
9/3/16	SEMO	3	39	13.0	2	23
9/17/16	Kansas	0	0	0.0	0	0
9/24/16*	Bowling Green	2	27	13.5	0	17

#55 LINEBACKER
BRYCE HUFF
 FRESHMAN • HS
 6-3 • 245
 MOBILE, ALA.
 ST. PAUL'S EPISCOPAL
 MAJOR: COMPUTER ENGINEERING

HUFF'S CAREER DEFENSIVE STATISTICS

YR	G/S	UT	AT	TOT	PD	FR	FF	TFL	SK	INT
2016	3/0	1	0	1	0	0-0	0	0-0	0-0	0-0

HUFF'S CAREER HIGHS

Tackles	1 vs Bowling Green, Sep 24, 2016
Tackles for Loss	-
Sacks	-
Fumble Recoveries	-

HUFF'S GAME-BY-GAME DEFENSE

Date	Opponent	UT	AT	TT	TFL	SK	FR	PB	INT
9/3/16	SEMO	0	0	0	0-0	0-0	0	0	0-0
9/17/16	Kansas	0	0	0	0-0	0-0	0	0	0-0
9/24/16	Bowling Green	1	0	1	0-0	0-0	0	0	0-0

#83 WIDE RECEIVER
DANIEL HURD
 R-SENIOR • 3L
 6-2 • 220
 MEMPHIS, TENN.
 WOODDALE HS
 MAJOR: INTERDISCIPLINARY STUDIES

HURD'S CAREER RECEIVING STATISTICS

YR	G/S	NO	YDS	AVG/C	TDS	LG	REC/G	AVG/G
2013	11/2	8	91	11.4	0	27	0.7	8.3
2014	5/0	1	28	28.0	0	28	0.2	5.6
2015	9/0	5	84	16.8	1	34	0.6	9.3
2016	3/1	6	67	11.2	0	20	2.0	22.3
Total	28/3	20	270	13.5	1	34	0.7	9.6

HURD'S CAREER HIGHS

Receptions	4 vs SEMO, Sep 3, 2016
Receiving Yards	44 vs SEMO, Sep 3, 2016
Long Reception	34 vs. SMU, Nov 28, 2015
Receiving TD	1 vs SMU, Nov 28, 2015
All-Purpose Yards	44 vs SEMO, Sep 3, 2016
Tackles	1 (2x), last vs UT Martin, Nov 9, 2013

HURD'S GAME-BY-GAME RECEIVING

Date	Opponent	No	Yds	Avg	TDS	LG
9/7/13	Duke	Did Not Play				
9/14/13	at MTSU	0	0	0.0	0	0
9/21/13	Arkansas State	2	32	16.0	0	27
10/5/13	UCF	1	9	9.0	0	9
10/12/13*	at Houston	0	0	0.0	0	0
10/19/13	SMU	2	14	7.0	0	8
10/30/13	Cincinnati	1	12	12.0	0	12
11/9/13	UT Martin	1	8	8.0	0	8
11/16/13	at USF	0	0	0.0	0	0
11/23/13*	at Louisville	0	0	0.0	0	0
11/30/13	Temple	0	0	0.0	0	0
12/7/13	at UConn	1	16	16.0	0	16
8/30/14	Austin Peay	1	28	28.0	0	28
9/6/14	at UCLA	Did Not Play				
9/20/14	MTSU	Did Not Play				
9/27/14	at Ole Miss	0	0	0.0	0	0
10/4/14	at Cincinnati	Did Not Play				
10/11/14	Houston	Did Not Play				
10/25/14	at SMU	0	0	0.0	0	0
10/31/14	Tulsa	Did Not Play				
11/7/14	at Temple	Did Not Play				
11/15/14	at Tulane	0	0	0.0	0	0
11/22/14	USF	Did Not Play				
11/29/14	UConn	0	0	0.0	0	0
12/22/14	at BYU	Did Not Play				
9/5/15	Missouri St	1	6	6.0	0	6
9/12/15	at Kansas	0	0	0.0	0	0
9/19/15	at BGSU	0	0	0.0	0	0
9/24/15	Cincinnati	0	0	0.0	0	0
10/2/15	at USF	Did Not Play				
10/17/15	Ole Miss	Did Not Play				
10/23/15	at Tulsa	1	16	16.0	0	16
10/31/15	Tulane	0	0	0.0	0	0
11/7/15	Navy	Did Not Play				
11/14/15	at Houston	1	20	20.0	0	20
11/21/15	at Temple	Did Not Play				
11/28/15	SMU	2	42	21.0	1	34
12/30/15	vs Auburn	0	0	0.0	0	0
9/3/16*	SEMO	4	44	11.0	0	20
9/17/16	Kansas	1	14	14.0	0	14
9/24/16	Bowling Green	1	9	9.0	0	9

#47 PUNTER
NICK JACOBS
 JUNIOR • 2L
 6-1 • 195
 MELBOURNE, VICTORIA, AUSTRALIA
 BRIGHTON GRAMMAR SCHOOL
 MAJOR: ORGANIZATIONAL LEADERSHIP

JACOBS' CAREER PUNTING STATISTICS

YR	G	NO	YDS	AVG	LG	BL	TB	FC	50+	I20
2014	10	16	531	33.2	42	0	0	8	0	16
2015	7	14	504	36.0	47	0	3	6	0	11
2016	2	4	134	33.5	37	0	0	1	0	4
Total	19	35	1169	33.4	47	0	3	15	0	31

JACOBS' CAREER HIGHS

Punt Attempts	6, USF, Oct 2, 2015
Punt Yards	216, USF, Oct 2, 2015
Longest Punt	47, at Kansas, Sep 12, 2015

JACOBS' GAME-BY-GAME PUNTING

Date	Opponent	No	Yds	Avg	LG	TB	FC	50+	I20
8/30/14	Austin Peay	Did Not Play							
9/6/14	at UCLA	Did Not Play							
9/20/14	MTSU	4	142	35.5	42	0	2	0	4
9/27/14	at Ole Miss	1	29	29.0	29	0	0	0	1
10/4/14	at Cincinnati	2	51	25.5	28	2	2	0	2
10/11/14	Houston	1	42	42.0	42	0	0	0	1
10/25/14	at SMU	Did Not Play							
10/31/14	Tulsa	1	32	32.0	32	0	1	0	1
11/7/14	at Temple	1	34	34.0	34	0	0	0	1
11/15/14	at Tulane	1	26	26.0	26	0	1	0	1
11/22/14	USF	3	109	36.3	42	0	1	0	3
11/29/14	UConn	1	30	30.0	30	0	1	0	1
12/22/14	vs BYU	1	36	36.0	36	0	0	0	1
9/5/15	Missouri St	Did Not Play							
9/12/15	at Kansas	1	47	47.0	47	1	0	0	0
9/19/15	at BGSU	0	0	0.0	0	0	0	0	0

JACOBS' GAME-BY-GAME PUNTING											
Date	Opponent	No	Yds	Avg	LG	TB	FC	50+	I20		
9/24/15	Cincinnati									Did Not Play	
10/2/15	at USF	6	216	36.0	41	0	4	0	6		
10/17/15	Ole Miss	1	29	29.0	29	0	0	0	1		
10/23/15	at Tulsa	3	120	40.0	46	2	1	0	1		
10/31/15	Tulane	1	42	42.0	42	0	0	0	1		
11/7/15	Navy									Did Not Play	
11/14/15	at Houston									Did Not Play	
11/21/15	at Temple									Did Not Play	
11/28/15	SMU	1	26	26.0	26	0	0	0	1		
12/30/15	vs Auburn									Did Not Play	
9/3/16	SEMO	1	27	27.0	27	0	0	0	1		
9/17/16	Kansas	3	107	35.7	37	0	1	0	3		

#15 DEFENSIVE END

CHRISTIAN JOHNSON

R-JUNIOR • 2L
6-5 • 255
MEMPHIS, TENN.
SOUTHWIND HS

MAJOR: INTERDISCIPLINARY STUDIES

JOHNSON'S CAREER DEFENSIVE STATISTICS											
YR	G/S	UT	AT	TOT	PD	FR	FF	TFL	SK	INT	
2014	7/0	0	0	0	0	0-0	0	0-0	0-0	0-0	
2015	13/11	17	6	23	1	1-0	0	6.5-25	4-21	0-0	
2016	3/0	1	0	1	0	0-0	0	0-0	0-0	0-0	
Total	23/11	18	6	24	1	1-0	0	6.5-25	4-21	0-0	

JOHNSON'S CAREER HIGHS	
Tackles	5, at Temple, Nov. 21, 2015
Sacks	1, 4x, last vs SMU, Nov 28, 2015
Tackles for Loss	2.5, Ole Miss, Oct 17, 2015
Fumble Recovery	1 at Tulsa, Oct 23, 2015

JOHNSON'S GAME-BY-GAME DEFENSE											
Date	Opponent	UT	AT	TT	TFL	SK	FF	PB	INT		
9/5/15	Missouri St.	1	0	1	0-0	0-0	0	0	0-0		
9/12/15	at Kansas	0	1	1	0-0	0-0	0	0	0-0		
9/19/15*	at BGSU	1	1	2	1-6	1-6	0	0	0-0		
9/24/15*	Cincinnati	1	0	1	0-0	0-0	0	0	0-0		
10/2/15*	at USF	1	0	0	0-0	0-0	0	0	0-0		
10/17/15*	Ole Miss	3	1	4	2.5-7	1-5	0	0	0-0		
10/23/15*	at Tulsa	0	0	0	0-0	0-0	0	0	0-0		
10/31/15*	Tulane	0	0	0	0-0	0-0	0	0	0-0		
11/7/15*	Navy	0	1	1	0-0	0-0	0	0	0-0		
11/14/15*	at Houston	4	0	4	2-11	1-9	0	0	0-0		
11/21/15*	at Temple	4	1	5	0-0	0-0	0	0	0-0		
11/28/15*	SMU	1	0	1	1-1	1-1	0	0	0-0		
12/30/15*	vs Auburn	1	1	2	0-0	0-0	0	0	0-0		
9/3/16	SEMO	0	0	0	0-0	0-0	0	0	0-0		
9/17/16	Kansas	0	0	0	0-0	0-0	0	0	0-0		
9/24/16	Bowling Green	1	0	1	0-0	0-0	0	0	0-0		

#96 DEFENSIVE LINE

KHALIL JOHNSON

R-FRESHMAN • SQ
6-5 • 250
DALLAS, TEXAS
KIMBALL HS

MAJOR: BIOLOGICAL SCIENCES

JOHNSON'S CAREER DEFENSIVE STATISTICS											
YR	G/S	UT	AT	TOT	TFL	SK	FF	FR	PB	INT	
2016	2/0	1	0	1	1-1	0-0	0	0	1	0-0	

JOHNSON'S CAREER HIGHS	
Tackles	1 vs Bowling Green, Sep 24, 2016
Tackle for Loss	1 vs Bowling Green, Sep 24, 2016
Passes Defended	1 vs Bowling Green, Sep 24, 2016

JOHNSON'S GAME-BY-GAME DEFENSE											
Date	Opponent	UT	AT	TT	TFL	SK	FF	FR	PB	INT	
9/17/16	Kansas	0	0	0	0-0	0-0	0	0	0	0-0	
9/24/16	BGSU	1	0	1	1-1	0-0	0	0	1	0-0	

#92 DEFENSIVE LINE

PEYTON JONES

R-FRESHMAN • SQ
6-6 • 235
MEMPHIS, TENN.
MEMPHIS UNIVERSITY SCHOOL

MAJOR: ACCOUNTING

JONES' CAREER DEFENSIVE STATISTICS											
YR	G/S	UT	AT	TOT	TFL	SK	FF	FR	PB	INT	
2016	1/0	0	0	0	0-0	0-0	0	0	0	0-0	

JONES' GAME-BY-GAME DEFENSE											
Date	Opponent	UT	AT	TT	TFL	SK	FF	FR	PB	INT	
9/24/16	BGSU	0	0	0	0-0	0-0	0	0	0	0-0	

#13 WIDE RECEIVER

KEDARIAN JONES

R-FRESHMAN • SQ
6-1 • 175
DALLAS, TEXAS
KIMBALL HS

MAJOR: UNDECLARED

JONES' CAREER RECEIVING STATISTICS									
YR	G/S	NO	YDS	AVG/C	TDS	LG	REC/G	AVG/G	
2016	1/0	1	19	19.0	0	19	1.0	19.0	

JONES' CAREER HIGHS	
Receptions	1 vs Bowling Green, Sep 24, 2016
Receiving Yards	19 vs Bowling Green, Sep 24, 2016
Long Reception	19 vs Bowling Green, Sep 24, 2016
Receiving TD	-
All-Purpose Yards	19 vs Bowling Green, Sep 24, 2016

JONES' GAME-BY-GAME RECEIVING						
Date	Opponent	No	Yds	Avg	Tds	LG
9/24/16	Bowling Green	1	19	19.0	0	19

#24 DEFENSIVE BACK

DEANDRE JORDAN

SENIOR • 1L
6-0 • 200
SYLMAR, CALIF.
SYLMAR HS
LOS ANGELES PIERCE COLLEGE

MAJOR: SPORT AND LEISURE MANAGEMENT

JORDAN'S CAREER DEFENSIVE STATISTICS											
YR	G/S	UT	AT	TOT	PD	FR	FF	TFL	SK	INT	
2015	10/0	1	1	2	0	0-0	0	0-0	0-0	0-0	
2016	3/0	2	1	3	0	1-0	0	0-0	0-0	0-0	
Total	13/0	3	2	5	0	1-0	0	0-0	0-0	0-0	

JORDAN'S CAREER HIGHS	
Tackles	2 vs Bowling Green, Sep 24, 2016
Tackle for Loss	-
Fumble Recoveries	1 vs Kansas, Sep 17, 2016

JORDAN'S GAME-BY-GAME DEFENSE											
Date	Opponent	UT	AT	TT	TFL	SK	FF	FR	PB	INT	
9/5/15	Missouri St.	1	0	1	0-0	0-0	0	0	0	0-0	
9/12/15	at Kansas	0	0	0	0-0	0-0	0	0	0	0-0	
9/19/15	at BGSU				Did Not Play						
9/24/15	Cincinnati	0	0	0	0-0	0-0	0	0	0	0-0	
10/2/15	at USF	0	0	0	0-0	0-0	0	0	0	0-0	
10/17/15	Ole Miss				Did Not Play						
10/23/15	at Tulsa	0	0	0	0-0	0-0	0	0	0	0-0	
10/31/15	Tulane	0	0	0	0-0	0-0	0	0	0	0-0	
11/7/15	Navy	0	0	0	0-0	0-0	0	0	0	0-0	
11/14/15	at Houston	0	0	0	0-0	0-0	0	0	0	0-0	
11/21/15	at Temple				Did Not Play						
11/28/15	SMU	1	0	1	0-0	0-0	0	0	0	0-0	
12/30/15	vs Auburn	0	1	1	0-0	0-0	0	0	0	0-0	
9/3/16	SEMO	0	0	0	0-0	0-0	0	0	0	0-0	
9/17/16	Kansas	1	0	1	0-0	0-0	0	1	0	0-0	
9/24/16	BGSU	1	1	2	0-0	0-0	0	0	0	0-0	

#71 OFFENSIVE LINE

GABE KUHN

R-JUNIOR • 2L
6-4 • 295
WILDWOOD, Mo.
LAFAYETTE HS

MAJOR: JOURNALISM/NEWS

KUHN'S CAREER OFFENSIVE LINE STATISTICS		
YR	GAMES/STARTS	PLAYS/TOTAL TEAM PLAYS
2014	13/13	797/1,012
2015	12/12	816/947
2016	3/3	165/222
Total	28/28	1,778/2,181

KUHN'S CAREER HIGHS	
Offensive Plays	97, BYU, Dec 22, 2014

KUHN'S GAME-BY-GAME OFFENSIVE LINE		
Date	Opponent	Position - Plays
8/30/14*	Austin Peay	Center - 47/82
9/6/14*	at UCLA	Center - 41/82
9/20/14*	MTSU	Center - 68/86
9/27/14*	at Ole Miss	Center - 62/62
10/4/14*	at Cincinnati	Center - 80/94
10/11/14*	Houston	Center - 65/78
10/25/14*	at SMU	Center - 42/80
10/31/14*	Tulsa	Center - 68/72
11/7/14*	at Temple	Center - 58/68
11/15/14*	at Tulane	Center - 25/65
11/22/14*	USF	Center - 62/62
11/25/14*	UConn	Center - 82/85
12/2/14*	vs BYU	Center - 97/97
9/5/15	Missouri State	Did Not Play
9/12/15*	at Kansas	Center/Right Guard - 54/79
9/19/15*	at Bowling Green	Right Guard - 84/90
9/24/15*	Cincinnati	Right Guard - 32/73
10/2/15*	at USF	Right Guard - 72/72
10/17/15*	Ole Miss	Right Guard - 94/94
10/23/15*	at Tulsa	Right Guard - 75/96
10/31/15*	Tulane	Right Guard - 79/83
11/7/15*	Navy	Right Guard - 73/73
11/14/15*	at Houston	Right Guard - 72/86
11/21/15*	at Temple	Right Guard - 69/69
11/28/15*	SMU	Right Guard - 44/64
12/30/15*	vs Auburn	Right Guard - 68/68
9/3/16*	SEMO	Right Tackle, Left Tackle - 52/73
9/17/16*	Kansas	Right Tackle - 62/72
9/24/16*	Bowling Green	Right Guard - 51/77

#54 CENTER

DREW KYSER

SOPHOMORE • 1L
6-5 • 300
OPELIKA, ALA.
OPELIKA HS

MAJOR: HISTORY


KYSER'S CAREER OFFENSIVE LINE STATISTICS		
YR	GAMES/STARTS	PLAYS/TOTAL TEAM PLAYS
2015	13/12	965/1,024
2016	3/3	186/222
Total	16/15	1,151/1,246

KYSER'S CAREER HIGHS	
Offensive Plays	94, vs Ole Miss, Sep 17, 2015

KYSER'S GAME-BY-GAME OFFENSIVE LINE		
Date	Opponent	Position - Plays
9/5/15*	Missouri St	Center - 63/81
9/12/15	at Kansas	Center - 66/79
9/19/15*	at Bowling Green	Center - 90/90
9/24/15*	Cincinnati	Center - 73/73
10/2/15*	at USF	Center - 72/72
10/17/15*	Ole Miss	Center - 94/94
10/23/15*	at Tulsa	Center - 82/96
10/31/15*	Tulane	Center - 79/83
11/7/15*	Navy	Center - 73/73
11/14/15*	at Houston	Center - 72/86

MICHAEL'S GAME-BY-GAME PUNTING

Date	Opponent	No	Yds	Avg	LG	TB	FC	50+	I20
9/24/16	Bowling Green								



#3 WIDE RECEIVER
ANTHONY MILLER
R-JUNIOR • 1L
5-11 • 190
MEMPHIS, TENN.
CHRISTIAN BROTHERS HS
MAJOR: SOCIOLOGY

MILLER'S CAREER RECEIVING STATISTICS

YR	G/S	NO	YDS	AVG/C	TDS	LG	REC/G	AVG/G
2015	12/4	47	694	14.8	5	82	3.9	57.8
2016	3/3	17	273	16.1	2	84	5.7	91.0
Total	15/7	64	967	15.1	7	84	4.3	64.5

MILLER'S CAREER RUSHING STATISTICS

YR	G/S	NO	YDS	AVG/C	TDS	LG	AVG/G
2015	12/4	9	54	4.5	2	15	0.8
2016	3/3	4	51	12.8	0	41	17.0
Total	15/7	13	105	8.1	2	41	7.0

MILLER'S CAREER KICK RETURN STATISTICS

YR	G/S	NO	YDS	TDS	LG	AVG/R	AVG/G
2015	12/4	4	105	0	47	26.2	8.8

MILLER'S CAREER PUNT RETURN STATISTICS

YR	G/S	NO	YDS	TDS	LG	AVG/R	AVG/G
2015	12/4	3	28	0	18	9.3	2.3
2016	3/3	6	53	0	17	8.8	8.8
Total	15/7	9	81	0	18	9.0	5.4

MILLER'S CAREER HIGHS

Rush Attempts	3, at Kansas, Sep 12, 2015
Rush Yards	28, Tulane, Oct 31, 2015
Long Rush	41 vs Kansas, Sep 17, 2016
Rushing TDs	1, Tulane, Oct 31, 2015
Receptions	10, Ole Miss, Oct 17, 2015
Receiving Yards	156, Cincinnati, Sep 24, 2015
Long Reception	84 vs Kansas, Sep 17, 2016
Receiving TDs	1 (6x), last vs BGSU, Sep 24, 2016
All-Purpose Yards	169 vs Kansas, Sep 17, 2016
Kick Returns	4, vs Navy, Nov 7, 2015
Kick Return Yards	105, vs Navy, Nov 7, 2015
Long Kick Return	47 vs Navy, Nov 7, 2015
Punt Returns	3 vs SEMO, Sep 3, 2016
Long Punt Return	17 vs SEMO, Sep 3, 2016

MILLER'S GAME-BY-GAME RECEIVING

Date	Opponent	No	Yds	Avg	TDS	LG	
9/5/15	Missouri St	1	5	5.0	0	5	
9/12/15	at Kansas	3	61	20.3	0	26	
9/19/15	at BGSU	3	46	15.3	0	34	
9/24/15	Cincinnati	5	156	31.2	1	82	
10/2/15	at USF	3	36	12.0	0	18	
10/17/15	Ole Miss	10	132	13.2	1	36	
10/23/15*	at Tulsa	5	106	21.2	1	45	
10/31/15*	Tulane	3	32	10.7	0	13	
11/7/15*	Navy	5	33	6.6	1	11	
11/14/15	at Houston	Did Not Play					
11/21/15	at Temple	3	17	5.7	0	9	
11/28/15	SMU	3	60	20.0	1	44	
12/30/15*	vs Auburn	3	10	3.3	0	6	
9/3/16*	SEMO	9	103	11.4	0	17	
9/17/16*	Kansas	5	93	18.6	1	84	
9/24/16*	Bowling Green	3	72	24.0	1	40	

MILLER'S GAME-BY-GAME RUSHING


Date	Opponent	No	Yds	Avg	TDS	LG	
9/5/15	Missouri St	1	5	5.0	0	5	
9/12/15	at Kansas	3	7	2.3	0	6	
9/19/15	at BGSU	0	0	0.0	0	0	
9/24/15	Cincinnati	0	0	0.0	0	0	
10/2/15	at USF	1	3	3.0	0	3	
10/17/15	Ole Miss	0	0	0.0	0	0	
10/23/15*	at Tulsa	0	0	0.0	0	0	
10/31/15*	Tulane	2	28	14.0	1	15	
11/7/15*	Navy	2	11	5.5	1	9	
11/14/15	at Houston	Did Not Play					
11/21/15	at Temple	0	0	0.0	0	0	
11/28/15	SMU	0	0	0.0	0	0	
12/30/15*	vs Auburn	0	0	0.0	0	0	
9/3/16*	SEMO	0	0	0.0	0	0	
9/17/16*	Kansas	3	56	18.7	0	41	
9/24/16*	Bowling Green	1	-5	-5.0	0	-5	

MILLER'S GAME-BY-GAME KICKOFF RETURNS

Date	Opponent	No	Yds	Avg	TDS	LG	
9/5/15	Missouri St	0	0	0.0	0	0	
9/12/15	at Kansas	0	0	0.0	0	0	
9/19/15	at BGSU	0	0	0.0	0	0	
9/24/15	Cincinnati	0	0	0.0	0	0	
10/2/15	at USF	0	0	0.0	0	0	
10/17/15	Ole Miss	0	0	0.0	0	0	
10/23/15*	at Tulsa	0	0	0.0	0	0	
10/31/15*	Tulane	0	0	0.0	0	0	
11/7/15*	Navy	4	105	26.3	0	47	
11/14/15	at Houston	Did Not Play					
11/21/15	at Temple	0	0	0.0	0	0	
11/28/15	SMU	0	0	0.0	0	0	
12/30/15*	vs Auburn	0	0	0.0	0	0	

MILLER'S GAME-BY-GAME PUNT RETURNS

Date	Opponent	No	Yds	Avg	TDS	LG	
9/5/15	Missouri St	0	0	0.0	0	0	
9/12/15	at Kansas	0	0	0.0	0	0	
9/19/15	at BGSU	0	0	0.0	0	0	
9/24/15	Cincinnati	0	0	0.0	0	0	
10/2/15	at USF	0	0	0.0	0	0	
10/17/15	Ole Miss	0	0	0.0	0	0	
10/23/15*	at Tulsa	0	0	0.0	0	0	
10/31/15*	Tulane	1	18	18.0	0	18	
11/7/15*	Navy	1	4	4.0	0	4	
11/14/15	at Houston	Did Not Play					
11/21/15	at Temple	0	0	0.0	0	0	
11/28/15	SMU	1	6	6.0	0	6	
12/30/15*	vs Auburn	0	0	0.0	0	0	
9/3/16*	SEMO	3	33	11.0	0	17	
9/17/16*	Kansas	3	20	6.7	0	11	



#13 DEFENSIVE LINE
DEMARCO MONTGOMERY
SENIOR • 1L
6-3 • 245
ATMORE, ALA.
SPANISH FORT HS
EAST MISSISSIPPI CC
MAJOR: ORGANIZATIONAL LEADERSHIP

MONTGOMERY'S CAREER DEFENSIVE STATISTICS

YR	G/S	UT	AT	TOT	PD	FR	FF	TFL	SK	INT	QBH
2015	13/0	21	4	25	0	1-34	0	55-26	2-18	0-0	2
2016	3/3	7	2	9	0	0-0	0	1-6	1-6	0-0	2
Total	16/3	28	6	34	0	1-34	0	65-32	3-24	0-0	4

MONTGOMERY'S CAREER HIGHS

Tackles	4, 3 times, last vs SEMO, Sep 3, 2016
Tackles for Loss	1, 6 times, last vs SEMO, Sep 3, 2016
Sacks	1 (3x) last vs SEMO, Sep 3, 2016
Fumble Recovery	1, vs SMU, Nov 28, 2015
Fumble Return Yds	34 vs SMU, Nov 28, 2015
Quarterback Hurries	2 vs SMU, Nov 28, 2015

MONTGOMERY'S GAME-BY-GAME DEFENSE

Date	Opponent	UT	AT	TT	TFL	SK	FF	PB	INT	QBH
9/5/15	Missouri St.	1	0	1	0-0	0-0	0	0	0-0	0
9/12/15	at Kansas	1	0	1	1-7	1-7	0	0	0-0	0
9/19/15	at BGSU	0	0	0	0-0	0-0	0	0	0-0	0
9/24/15	Cincinnati	2	0	2	0-0	0-0	0	0	0-0	0
10/2/15	at USF	3	0	3	1-2	1-1	0	0	0-0	0
10/17/15	Ole Miss	2	0	2	1-11	1-11	0	0	0-0	0
10/23/15	at Tulsa	4	0	4	0-0	0-0	0	0	0-0	0
10/31/15	Tulane	4	0	4	1-4	0-0	0	0	0-0	0
11/7/15	Navy	0	0	0	0-0	0-0	0	0	0-0	0
11/14/15	at Houston	0	0	0	0-0	0-0	0	0	0-0	0
11/21/15	at Temple	2	1	3	0-0	0-0	0	0	0-0	0
11/28/15	SMU	2	0	2	1-1	0-0	0	0	0-0	2
12/30/15	vs Auburn	0	3	3	0-5-1	0-0	0	0	0-0	0
9/3/16*	SEMO	3	1	4	1-6	1-6	0	0	0-0	1
9/17/16*	Kansas	1	1	2	0-0	0-0	0	0	0-0	0
9/24/16*	BGSU	3	0	3	0-0	0-0	0	0	0-0	1



#80 TIGHT END
DANIEL MONTIEL
R-SENIOR • 3L
6-3 • 240
ARLINGTON, TEXAS
ARLINGTON HS
MAJOR: LIBERAL STUDIES

MONTIEL'S CAREER RECEIVING STATISTICS

YR	G/S	NO	YDS	AVG/C	TDS	LG	REC/G	AVG/G
2013	9/0	0	0	0.0	0	0	0.0	0.0
2014	10/3	8	124	15.5	1	29	0.8	12.4
2015	13/4	10	155	15.5	3	60	0.8	11.9

MONTIEL'S CAREER RECEIVING STATISTICS

YR	G/S	NO	YDS	AVG/C	TDS	LG	REC/G	AVG/G
2016	3/3	5	46	9.2	1	19	1.7	15.3
Totals	35/10	23	325	14.1	5	60	0.7	9.3

MONTIEL'S CAREER HIGHS

Touchdowns	1 (5x), vs Bowling Green, Sep 24, 2016
Points	6 (5x), vs Bowling Green, Sep 24, 2016
Receptions	4, SMU, Oct 25, 2014
Receiving Yards	84, SMU, Oct 25, 2014
Long Reception	60, vs Navy, Nov 7, 2015
Receiving Touchdown	1 (5x), vs Bowling Green, Sep 24, 2016
All-Purpose Yards	84, SMU, Oct 25, 2014

MONTIEL'S GAME-BY-GAME RECEIVING

Date	Opponent	No	Yds	Avg	TDS	LG	
8/30/14	Austin Peay	0	0	0.0	0	0	
9/6/14	at UCLA	1	3	3.0	0	3	
9/20/14*	MTSU	0	0	0.0	0	0	
9/27/14	at Ole Miss	0	0	0.0	0	0	
10/4/14	at Cincinnati	0	0	0.0	0	0	
10/11/14*	Houston	1	20	20.0	1	20	
10/25/14	at SMU	4	84	21.0	0	29	
10/31/14	Tulsa	0	0	0.0	0	0	
11/7/14	at Temple	Did Not Play					
11/15/14	at Tulane	Did Not Play					
11/22/14	USF	Did Not Play					
11/29/14	UConn	0	0				

MORLEY'S CAREER HIGHS

Interceptions	1 (3x), last vs Bowling Green, Sep 24, 2016
Pass Breakups	3, at Houston, Oct 12, 2013

MORLEY'S GAME-BY-GAME DEFENSE

Date	Opponent	UT	AT	TT	TFL	SK	FF	PBU	INT	
9/7/13	Duke	0	0	0	0-0	0-0	0	0	0-0	
9/14/13	at MTSU	0	0	0	0-0	0-0	0	0	0-0	
9/21/13	Arkansas State	1	0	1	0-0	0-0	0	0	0-0	
10/5/13	UCF	0	0	0	0-0	0-0	0	1	0-0	
10/12/13	at Houston	2	0	2	1-1	0-0	0	3	0-0	
10/19/13	SMU	4	1	5	1-1	0-0	0	0	0-0	
10/30/13	Cincinnati	0	0	0	0-0	0-0	0	0	0-0	
11/9/13	UT Martin	0	0	0	0-0	0-0	0	0	0-0	
11/16/13	at USF	0	0	0	0-0	0-0	0	0	0-0	
11/23/13	at Louisville	0	0	0	0-0	0-0	0	0	0-0	
11/30/13	Temple	1	0	1	0-0	0-0	0	0	1-0	
12/7/13	at UConn	0	1	1	0-0	0-0	0	0	0-0	
8/30/14	Austin Peay	0	0	0	0-0	0-0	0	0	0-0	
9/6/14	at UCLA	2	0	2	0-0	0-0	0	0	0-0	
9/20/14	MTSU	0	1	1	0-0	0-0	0	0	0-0	
9/27/14	at Ole Miss	Did Not Play								
10/4/14	at Cincinnati	1	0	1	0-0	0-0	0	0	0-0	
10/11/14	Houston	Did Not Play								
10/25/14	at SMU	1	0	1	0-0	0-0	0	2	0-0	
10/31/14	Tulsa	2	1	3	0-0	0-0	0	0	0-0	
11/7/14	at Temple	Did Not Play								
11/15/14	at Tulane	3	0	3	0-0	0-0	0	0	0-0	
11/22/14	USF	1	0	1	0-0	0-0	0	1	0-0	
11/29/14	UConn	0	0	0	0-0	0-0	0	0	0-0	
12/22/14	vs BYU	1	0	1	0-0	0-0	0	0	0-0	
9/5/15	Missouri St	1	1	2	0-0	0-0	0	0	0-0	
9/12/15	at Kansas	3	1	4	0-0	0-0	0	1	0-0	
9/19/15	at BGSU	2	1	3	0-0	0-0	0	1	0-0	
9/24/15	Cincinnati	4	0	4	0-0	0-0	0	0	0-0	
10/2/15	at USF	2	0	2	0-0	0-0	0	0	0-0	
10/17/15	Ole Miss	7	0	7	1-1	0-0	0	0	0-0	
10/23/15*	at Tulsa	2	1	2.5	0-0	0-0	0	0	1-0	
10/31/15*	Tulane	5	0	5	0-0	0-0	0	0	0-0	
11/7/15*	Navy	4	1	4.5	0-0	0-0	0	0	0-0	
11/14/15*	at Houston	1	0	1	0-0	0-0	0	1	0-0	
11/21/15*	at Temple	3	2	5	0-0	0-0	0	0	0-0	
11/28/15*	SMU	1	0	1	0-0	0-0	0	0	0-0	
12/30/15*	vs Auburn	2	2	4	0-0	0-0	0	0	0-0	
9/3/16*	SEMO	1	1	2	0-0	0-0	0	0	0-0	
9/17/16*	Kansas	7	1	8	0-0	0-0	0	0	0-0	
9/24/16*	Bowling Green	2	3	5	0-0	0-0	0	0	1-0	



#10 DEFENSIVE BACK
DONTRELL NELSON
SENIOR • 3L
6-1 • 180
OLIVE BRANCH, MISS.
OLIVE BRANCH HS
MAJOR: ORGANIZATIONAL LEADERSHIP

NELSON'S CAREER DEFENSIVE STATISTICS

YR	G/S	UT	AT	TOT	PD	FR	FF	TFL	SK	INT
2013	9/0	2	0	2	0	0-0	0	0-0	0-0	0-0
2014	12/0	7	1	8	2	0-0	0	1.5-4	0.5-3	1-58
2015	13/8	42	5	47	1	0-0	0	1-12	1-12	2-0
2016	3/2	6	0	6	1	0-0	0	1-4	0-0	1-0
Total	37/10	57	6	63	4	0-0	0	3.5-20	1.5-15	4-58

NELSON'S CAREER HIGHS

Points	6, Tulane, Nov 15, 2014
Touchdowns	1, Tulane, Nov 15, 2014
Tackles	6, (3x), vs Auburn, Dec 30, 2015
Tackles for Loss	1.5, Tulane, Nov 15, 2014
Sacks	1 vs SMU, Nov 28, 2015
Pass Breakups	1 (4x), SEMO, Sep 3, 2016
Interceptions	1 (3x), vs Auburn, Dec 30, 2015

NELSON'S GAME-BY-GAME DEFENSE

Date	Opponent	UT	AT	TT	TFL	SK	FF	PBU	INT	
9/7/13	Duke	0	0	0	0-0	0-0	0	0	0-0	
9/14/13	at MTSU	0	0	0	0-0	0-0	0	0	0-0	
9/21/13	Arkansas State	0	0	0	0-0	0-0	0	0	0-0	
10/5/13	UCF	0	0	0	0-0	0-0	0	0	0-0	
10/12/13	at Houston	1	0	1	0-0	0-0	0	0	0-0	
10/19/13	SMU	4	1	5	0-0	0-0	0	0	0-0	
10/30/13	Cincinnati	0	0	0	0-0	0-0	0	0	0-0	
11/9/13	UT Martin	Did Not Play								
11/16/13	at USF	Did Not Play								
11/23/13	at Louisville	Did Not Play								
11/30/13	Temple	1	0	1	0-0	0-0	0	0	0-0	
12/7/13	at UConn	0	0	0	0-0	0-0	0	0	0-0	
8/30/14	Austin Peay	Did Not Play								
9/6/14	at UCLA	1	0	1	0-0	0-0	0	0	0-0	
9/20/14	MTSU	2	0	2	0-0	0-0	0	0	0-0	
9/27/14	at Ole Miss	1	0	1	0-0	0-0	0	0	0-0	
10/4/14	at Cincinnati	0	0	0	0-0	0-0	0	1	0-0	
10/11/14	Houston	0	0	0	0-0	0-0	0	0	0-0	
10/25/14	at SMU	0	0	0	0-0	0-0	0	0	0-0	
10/31/14	Tulsa	2	1	3	0-0	0-0	0	0	0-0	

NELSON'S GAME-BY-GAME DEFENSE

Date	Opponent	UT	AT	TT	TFL	SK	FF	PBU	INT
11/7/14	at Temple	0	0	0	0-0	0-0	0	0	0-0
11/15/14	at Tulane	1	1	2	1.5-5	-5-3	0	0	1-58
11/22/14	USF	1	0	1	0-0	0-0	0	1	0-0
11/29/14	UConn	1	0	1	0-0	0-0	0	0	0-0
12/22/14	vs BYU	0	0	0	0-0	0-0	0	0	0-0
9/5/15*	Missouri St	1	0	1	0-0	0-0	0	0	0-0
9/12/15	at Kansas	4	0	4	0-0	0-0	0	0	0-0
9/19/15*	at BGSU	1	1	2	0-0	0-0	0	0	0-0
9/24/15	Cincinnati	3	0	3	0-0	0-0	0	0	0-0
10/2/15	at USF	1	1	2	0-0	0-0	0	0	0-0
10/17/15*	Ole Miss	6	0	6	0-0	0-0	0	0	0-0
10/23/15*	at Tulsa	5	1	5.5	0-0	0-0	0	0	0-0
10/31/15*	Tulane	4	0	4	0-0	0-0	0	0	0-0
11/7/15*	Navy	1	1	1.5	0-0	0-0	0	0	0-0
11/14/15*	at Houston	3	1	4	0-0	0-0	0	0	0-0
11/21/15	at Temple	3	0	3	0-0	0-0	0	0	0-0
11/28/15*	SMU	4	0	4	1-2	1-12	0	1	1-0
12/30/15*	vs Auburn	6	0	6	0-0	0-0	0	0	1-0
9/3/16	SEMO	2	0	2	1-4	0-0	0	1	0-0
9/17/16*	Kansas	2	0	2	0-0	0-0	0	0	0-0
9/24/16*	Bowling Green	2	0	2	0-0	0-0	0	0	1-0



#51 OFFENSIVE LINE
JACE NEVILLE
R-SOPHOMORE • 1L
6-6 • 290
COLUMBIA, MO.
ROCK BRIDGE HS
MAJOR: MANAGEMENT

NEVILLE'S CAREER OFFENSIVE LINE STATISTICS


YR	GAMES/STARTS	PLAYS/TOTAL TEAM PLAYS
2015	2/0	21/145
2016	3/2	110/222
Total	5/2	131/367

NEVILLE'S CAREER HIGHS

Offensive Plays	50 vs Bowling Green, Sept 24, 2016
-----------------	------------------------------------

NEVILLE'S GAME-BY-GAME OFFENSIVE LINE

Date	Opponent	Position - Plays
9/5/15	Missouri St	Left Tackle - 3/81
11/28/15	SMU	Left Tackle - 14/64
9/3/16	SEMO	Right Tackle - 46/73
9/17/16	Kansas	Right Tackle - 14/72
9/24/16	Bowling Green	Right Tackle - 50/77



#2 DEFENSIVE BACK
TYE NORTHERN
R-SENIOR • 1L
5-11 • 190
TUNICA, MISS.
ROSA FORT HS
NORTHWEST MISSISSIPPI JC
MAJOR: INTERDISCIPLINARY STUDIES

NORTHERN'S CAREER DEFENSIVE STATISTICS


YR	G/S	UT	AT	TOT	PD	FR	FF	TFL	SK	INT
2015	13/0	4	1	5	0	0-0	0	0-0	0-0	0-0
2016	2/0	1	1	2	2	0-0	0	0-0	0-0	0-0
Total	15/0	5	2	7	2	1-0	0	0-0	0-0	0-0

NORTHERN'S CAREER HIGHS

Tackles	1 (6x), vs Bowling Green, Sep 24, 2016
Fumble Recovery	1, Missouri State, Sep 5, 2015

NORTHERN'S GAME-BY-GAME DEFENSE

Date	Opponent	UT	AT	TT	TFL	SK	FF	PBU	INT	
9/5/15	Missouri St.	1	0	1	0-0	0-0	0	0	0-0	
9/12/15	at Kansas	0	0	0	0-0	0-0	0	0	0-0	
9/19/15	at BGSU	Did Not Play								
9/24/15	Cincinnati	1	0	1	0-0	0-0	0	0	0-0	
10/2/15	at USF	1	0	1	0-0	0-0	0	0	0-0	
10/17/15	Ole Miss	0	0	0	0-0	0-0	0	0	0-0	
10/23/15	at Tulsa	0	0	0	0-0	0-0	0	0	0-0	
10/31/15	Tulane	1	0	1	0-0	0-0	0	0	0-0	
11/7/15	Navy	0	0	0	0-0	0-0	0	0	0-0	
11/14/15	at Houston	0	0	0	0-0	0-0	0	0	0-0	
11/21/15	at Temple	0	0	0	0-0	0-0	0	0	0-0	
11/28/15	SMU	0	1	1	0-0	0-0	0	0	0-0	
12/30/15	vs Auburn	0	0	0	0-0	0-0	0	0	0-0	
9/17/16	Kansas	0	1	1	0-0	0-0	0	1	0-0	
9/24/16	Bowling Green	1	0	1	0-0	0-0	0	1	0-0	



#19 WIDE RECEIVER
JAE'LON OGLESBY
SOPHOMORE • 1L
5-11 • 175
CENTRAL, S.C.
D.W. DANIEL HS
FORK UNION MILITARY
MAJOR: SPORT AND LEISURE MANAGEMENT

OGLESBY'S CAREER RECEIVING STATISTICS

YR	G/S	NO	YDS	AVG/C	TDS	LG	REC/G	AVG/G
2015	9/0	19	170	8.9	1	30	2.1	18.9
2016	2/0	2	12	6.0	0	6	1.0	6.0
Total	11/0	21	182	8.7	1	30	1.9	16.5

OGLESBY'S CAREER RUSHING STATISTICS

YR	G/S	NO	YDS	TDS	LG	AVG/R	AVG/G
2015	9/0	5	60	0	31	12.0	7.5

OGLESBY'S CAREER KICK RETURN STATISTICS

YR	G/S	NO	YDS	TDS	LG	AVG/R	AVG/G
2015	9/0	24	565	0	48	23.5	62.8

OGLESBY'S CAREER HIGHS

Points Scored	6, Missouri St, Sep 5, 2015
Touchdowns	1, Missouri St, Sep 5, 2015
Receptions	4 (2x), Last: at Temple, Nov 21, 2015
Receiving Yards	41, at Kansas, Sep 12, 2015
Touchdown Receptions	1, Missouri St, Sep 5, 2015
Long Reception	30, at Kansas, Sep 12, 2015
Rushes	2, at USF, Oct 2, 2015
Rushing TDs	1, Missouri State, Sep 5, 2015
All-Purpose Yards	157, at USF, Oct 2, 2015
Kick Returns	6, Cincinnati, Sep 24, 2015
Kick Return Yards	132, Cincinnati, Sep 24, 2015
Long Kick Return	48, at USF, Oct 2, 2015

OGLESBY'S GAME-BY-GAME RECEIVING

Date	Opponent	No	
------	----------	----	--



#26 DEFENSIVE BACK
JAHMAHL PARDNER
 GRAD TRANSFER • TR
6-1 • 175
 ROCHESTER, N.Y.
 PITTSBURGH/TOWSON
MAJOR: GRAD TRANSFER

PARDNER'S CAREER DEFENSIVE STATISTICS

YR	G/S	UT	AT	TOT	PD	FR	FF	TFL	SK	INT
2016	3/0	3	1	4	0	0-0	0	0-0	0-0	1-26

PARDNER'S CAREER HIGHS

Tackles	4 vs Kansas, Sep 17, 2016
Interceptions	1 vs Bowling Green, Sep 24, 2016
Interception Ret Yds	26 vs Bowling Green, Sep 24, 2016

PARDNER'S GAME-BY-GAME DEFENSE

Date	Opponent	UT	AT	TT	TFL	SK	FF	PB	INT
9/3/16	SEMO	0	0	0	0-0	0	0	0	0-0
9/17/16	Kansas	4	1	5	0-0	0-0	1	0	0-0
9/24/16	Bowling Green	0	0	0	0-0	0-0	0	0	1-26



#59 OFFENSIVE LINE
BRYTAIN PEDDY
 REDSHIRT FRESHMAN • SQ
6-5 • 310
 MUNFORD, TENN.
 MUNFORD HS
MAJOR: MANAGEMENT

PEDDY'S CAREER OFFENSIVE LINE STATISTICS


YR	GAMES/STARTS	PLAYS/TOTAL TEAM PLAYS
2016	1/0	Left Guard - 9/77

PEDDY'S CAREER HIGHS

Offensive Plays	9 vs Bowling Green, Sep 24, 2016
-----------------	----------------------------------

PEDDY'S GAME-BY-GAME OFFENSIVE LINE

Date	Opponent	Position - Plays
9/24/16	Bowling Green	Left Guard - 9/77



#58 DEFENSIVE LINE
DONALD PENNINGTON
 R-SENIOR • 3L
6-2 • 295
 AMITE, LA.
 AMITE HS
MAJOR: ORGANIZATIONAL LEADERSHIP

PENNINGTON'S CAREER DEFENSIVE STATISTICS

YR	G/S	UT	AT	TOT	PD	FR	FF	TFL	SK	INT
2013	10/2	1	0	1	0	0-0	0	1-2	0-0	0-0
2014	12/0	11	5	16	1	1-0	0	1.5-3	0-0	0-0
2015	13/13	27	7	34	1	0-0	1	5.5-20	15-10	0-0
2016	3/3	2	0	2	0	0-0	0	1-3	0-0	0-0
Total	38/18	41	12	53	2	1-0	1	9-28	15-10	0-0

PENNINGTON'S CAREER HIGHS

Tackles	4, 3 times, vs Auburn, Dec 30, 2015
Tackles for Loss	2.5, at Kansas, Sep 12, 2015
Fumble Recoveries	1, USF, Nov 22, 2014
Pass Break Ups	1, USF, Nov 22, 2014

PENNINGTON'S GAME-BY-GAME DEFENSE

Date	Opponent	UT	AT	TT	TFL	SK	FF	PB	INT
9/7/13	Duke	0	0	0	0-0	0-0	0	0	0-0
9/14/13	at MTSU	0	0	0	0-0	0-0	0	0	0-0
9/21/13*	Arkansas State	0	0	0	0-0	0-0	0	0	0-0
10/5/13*	UCF	0	0	0	0-0	0-0	0	0	0-0
10/12/13	at Houston	0	0	0	0-0	0-0	0	0	0-0
10/19/13	SMU	0	0	0	0-0	0-0	0	0	0-0
10/30/13	Cincinnati	0	0	0	0-0	0-0	0	0	0-0

PENNINGTON'S GAME-BY-GAME DEFENSE

Date	Opponent	UT	AT	TT	TFL	SK	FF	PB	INT
11/9/13	UT Martin	0	0	0	0-0	0-0	0	0	0-0
11/16/13	at USF	0	0	0	0-0	0-0	0	0	0-0
11/23/13	at Louisville				Did Not Play				
11/30/13	Temple				Did Not Play				
12/7/13	at UConn	1	0	1	1-2	0-0	0	0	0-0
8/30/14	Austin Peay	0	0	0	0-0	0-0	0	0	0-0
9/6/14	at UCLA				Did Not Play				
9/20/14	MTSU	0	0	0	0-0	0-0	0	0	0-0
9/27/14	at Ole Miss	2	0	2	0-0	0-0	0	0	0-0
10/4/14	at Cincinnati	0	2	2	0-0	0-0	0	0	0-0
10/11/14	Houston	0	0	0	0-0	0-0	0	0	0-0
10/25/14	at SMU	2	0	2	0-0	0-0	0	0	0-0
10/24/14	Tulsa	1	0	1	0-0	0-0	0	0	0-0
11/7/14	at Temple	0	0	0	0-0	0-0	0	0	0-0
11/15/14	at Tulane	3	0	3	1-2	0-0	0	0	0-0
11/22/14	USF	2	0	2	0-0	0-0	0	1	0-0
11/29/14	UConn	0	0	0	0-0	0-0	0	0	0-0
12/22/14	vs BYU	1	1	2	0-0	0-0	0	0	0-0
9/5/15*	Missouri St	2	0	2	1-1	0-0	0	0	0-0
9/12/15*	at Kansas	2	1	3	2.5-15	1.5-13	0	0	0-0
9/19/15*	at BGSU	3	0	3	1.0-2	1.0-2	0	0	0-0
9/24/15*	Cincinnati	1	0	1	0-0	0-0	0	0	0-0
10/2/15*	at USF	4	0	4	0-0	0-0	0	0	0-0
10/17/15*	Ole Miss	2	0	2	0-0	0-0	0	0	0-0
10/23/15*	at Tulsa	1	0	1	0-0	0-0	0	0	0-0
10/31/15*	Tulane	2	2	4	0-0	0-0	0	0	0-0
11/7/15*	Navy	2	0	2	0-0	0-0	0	0	0-0
11/14/15*	at Houston	2	2	4	0-0	0-0	0	0	0-0
11/21/15*	at Temple	3	1	4	1-2	0-0	1	0	0-0
11/28/15*	SMU	0	0	0	0-0	0-0	0	0	0-0
12/30/15*	vs Auburn	3	1	4	0-0	0-0	0	0	0-0
9/3/16*	SEMO	1	0	1	1-3	0-0	0	0	0-0
9/17/16*	Kansas	1	0	1	0-0	0-0	0	0	0-0
9/24/16*	Bowling Green	0	0	0	0-0	0-0	0	0	0-0



#4 DEFENSIVE BACK
JOSH PERRY
 FRESHMAN • HS
6-3 • 183
 AMITE, LA.
 AMITE HS
MAJOR: SPORT AND LEISURE MANAGEMENT

PERRY'S CAREER DEFENSIVE STATISTICS

YR	G/S	UT	AT	TOT	PD	FR	FF	TFL	SK	INT
2016	1/0	0	0	0	0	0-0	0	0-0	0-0	0-0

PERRY'S CAREER HIGHS

Tackles	-
Fumble Recovery	-

PERRY'S GAME-BY-GAME DEFENSE

Date	Opponent	UT	AT	TT	TFL	SK	FF	PB	INT
9/24/16	BGSU	0	0	0	0-0	0-0	0	0	0-0



#40 DEFENSIVE BACK
THOMAS PICKENS
 FRESHMAN • HS
6-2 • 200
 MEMPHIS, TENN.
 MEMPHIS UNIVERSITY SCHOOL
MAJOR: UNDECLARED

PICKENS' CAREER DEFENSIVE STATISTICS


YR	G/S	UT	AT	TOT	PD	FR	FF	TFL	SK	INT
2016	1/0	0	0	0	0	0-0	0	0-0	0-0	0-0

PICKENS' CAREER HIGHS

Tackles	-
Fumble Recovery	-

PICKENS' GAME-BY-GAME DEFENSE

Date	Opponent	UT	AT	TT	TFL	SK	FF	PB	INT
9/3/16	SEMO	0	0	0	0-0	0-0	0	0	0-0



#1 RUNNING BACK
TONY POLLARD
 R-FRESHMAN • SQ
5-11 • 200
 MEMPHIS, TENN.
 MELROSE HS
MAJOR: SPORT AND LEISURE MANAGEMENT

POLLARD'S CAREER RECEIVING STATISTICS

YR	G/S	NO	YDS	AVG/C	TDS	LG	REC/G	AVG/G
2016	3/1	6	81	13.5	1	21	2.0	13.5

POLLARD'S CAREER RUSHING STATISTICS

YR	G/S	NO	YDS	TDS	LG	AVG/R	AVG/G
2016	3/1	9	64	1	19	7.1	21.3

POLLARD'S CAREER KICK RETURN STATISTICS

YR	G/S	NO	YDS	TDS	LG	AVG/R	AVG/G
2016	3/0	3	102	0	39	34.0	34.0

POLLARD'S CAREER PUNT RETURN STATISTICS

YR	G/S	NO	YDS	TDS	LG	AVG/R	AVG/G
2016	3/0	1	9	0	9	9.0	3.0

POLLARD'S CAREER HIGHS

Receptions	4 vs Bowling Green, Sep 24, 2016
Receiving Yards	57 vs Bowling Green, Sep 24, 2016
Receiving TDs	1 vs Bowling Green, Sep 24, 2016
Long Reception	21 vs Bowling Green, Sep 24, 2016
Rushes	5 vs Kansas, Sep 17, 2016
Rushing Yards	40 vs Kansas, Sep 17, 2016
Longest Rush	19 vs Bowling Green, Sep 24, 2016
Rushing Touchdowns	1 vs Kansas, Sep 17, 2016
Long Rush	19 vs Bowling Green, Sep 24, 2016
Kick-off Returns	2 vs SEMO, Sep 3, 2016
Long Kick Return	39 vs Bowling Green, Sep 24, 2016
Punt Returns	1 vs SEMO, Sep 3, 2016
Long Punt Return	8 vs SEMO, Sep 3, 2016
Punts Blocked	1 vs SEMO, Sep 3, 2016

POLLARD'S GAME-BY-GAME RECEIVING

Date	Opponent	No	Yds	Avg	TDS	LG
9/3/16	SEMO	0	0	0	0	0
9/17/16	Kansas	0	0	0	0	0
9/24/16	Bowling Green	4	57	14.3	1	21

POLLARD'S GAME-BY-GAME RUSHING

Date	Opponent	No	Yds	Avg	TDS	LG
9/3/16	SEMO	3	5	1.7	0	3
9/17/16	Kansas	5	40	8.0	1	14
9/24/16	Bowling Green	1	19	19.0	0	19

POLLARD'S GAME-BY-GAME KICKOFF RETURNS

Date	Opponent	No	Yds	Avg	TDS	LG
9/3/16	SEMO	2	63	31.5	0	38
9/17/16	Kansas	0	0	0.0	0	0
9/24/16	Bowling Green	1	39	39.0	0	39

POLLARD'S GAME-BY-GAME PUNT RETURNS

Date	Opponent	No	Yds	Avg	TDS	LG
9/3/16	SEMO	1	8	8.0	0	8
9/17/16	Kansas	0	0	0.0	0	0



#29 LINEBACKER
DARIAN PORTER
 JUNIOR • 1L
6-3 • 230
 LOUISVILLE, KY.
 SENECA HS
MAJOR: MARKETING MANAGEMENT

PORTER'S CAREER DEFENSIVE STATISTICS

YR	G/S	UT	AT	TOT	PD	FR	FF	TFL	SK	INT
2015	11/0	0	2	2	1	0-0	0	0-0	0-0	0-0
2016	3/0	2	2	4	-	-	-	1-1	-	-
Total	14/0	2	4	6	1	0-0	0	1-1	0-0	0-0


PORTER'S CAREER HIGHS

Tackles	2 vs Bowling Green, Sep 24, 2016
Pass Breakup	1, at Kansas, Sep 12, 2015
Tackle for Loss	1 vs Kansas, Sep 17, 2016



PORTER'S GAME-BY-GAME DEFENSE

Date	Opponent	UT	AT	TT	TFL	SK	FF	PB	INT
9/5/15	Missouri St.	0	0	0	0-0	0-0	0	0	0-0
9/12/15	at Kansas	0	0	0	0-0	0-0	0	0	1 0-0
9/24/15	Cincinnati	0	0	0	0-0	0-0	0	0	0 0-0
10/2/15	at USF	0	0	0	0-0	0-0	0	0	0 0-0
10/17/15	Ole Miss				Did Not Play				
10/23/15	at Tulsa	0	0	0	0-0	0-0	0	0	0 0-0
10/31/15	Tulane	0	0	0	0-0	0-0	0	0	0 0-0
11/7/15	Navy	0	0	0	0-0	0-0	0	0	0 0-0
11/14/15	at Houston	0	0	0	0-0	0-0	0	0	0 0-0
11/21/15	at Temple	0	1	1	0-0	0-0	0	0	0 0-0
11/28/15	SMU	0	1	1	0-0	0-0	0	0	0 0-0
12/30/15	vs Auburn	0	0	0	0-0	0-0	0	0	0 0-0
9/3/16	SEMO	0	1	1	0-0	0-0	0	0	0 0-0
9/17/16	Kansas	1	0	1	1-1	0-0	0	0	0 0-0
9/24/16	Bowling Green	1	1	2	0-0	0-0	0	0	0 0-0



#18 WIDE RECEIVER
RODERICK PROCTOR
JUNIOR • 2L
5-11 • 175
ORLANDO, FLA.
DR. PHILLIPS HS
MAJOR: SPORT AND LEISURE MANAGEMENT

PROCTOR'S CAREER RECEIVING STATISTICS

YR	G/S	NO	YDS	AVG/C	TDS	LG	REC/G	AVG/G
2014	13/3	27	259	9.6	1	27	2.1	19.9
2015	10/0	25	335	13.4	0	61	2.5	33.5
2016	3/0	1	31	31.0	1	31	0.3	10.3
Total	26/3	53	595	11.2	1	61	2.0	22.9

PROCTOR'S CAREER RUSHING STATISTICS

YR	G/S	NO	YDS	TDS	LG	AVG/R	AVG/G
2014	13/3	7	-16	0	0	--	0.0
2015	10/0	3	-6	0	4	0.0	-0.7
Total	23/3	10	-32	0	4	0.0	0.5

PROCTOR'S CAREER PUNT RETURN STATISTICS

YR	G/S	NO	YDS	TDS	LG	AVG/R	AVG/G
2014	13/3	1	8	0	8	8.0	0.6
2015	10/0	19	140	1	63	7.4	1.9
Total	23/3	20	148	1	63	7.4	0.9

PROCTOR'S CAREER HIGHS

Points Scored	6 (3x), vs Bowling Green, Sep 24, 2016
Touchdowns	1 (3x), vs Bowling Green, Sep 24, 2016
Receptions	5 (2x), Tulsa, Oct 31, 2014
Receiving Yards	61, Cincinnati, Oct 4, 2014
Long Reception	32, Missouri St, Sep 5, 2015
All-Purpose Yards	135, Missouri St, Sep 5, 2015
Rush Attempts	1 (3x), at Tulsa, Oct 23, 2015
Punt Returns	4, at USF, Oct 2, 2015
Punt Return Yards	84, Missouri St, Sep 5, 2015
Long Punt Return	63, Missouri St, Sep 5, 2015
Punt Return TDs	1, Missouri St, Sep 5, 2015

PROCTOR'S GAME-BY-GAME RECEIVING

Date	Opponent	No	Yds	Avg	TDS	LG
8/30/14	Austin Peay	0	0	0.0	0	0
9/6/14	at UCLA	2	28	14.0	0	15
9/20/14	MTSU	1	5	5.0	0	5
9/27/14	at Ole Miss	0	0	0.0	0	0
10/4/14	at Cincinnati	3	61	20.3	0	26
10/11/14	Houston	5	42	8.4	0	15
10/25/14	at SMU	0	0	0.0	0	0
10/31/14*	Tulsa	5	21	4.2	0	15
11/7/14*	at Temple	1	5	5.0	0	5
11/15/14*	at Tulane	2	37	18.5	0	27
11/22/14	USF	3	22	7.3	0	9
11/29/14	UConn	3	24	8.0	0	11
12/22/14*	vs BYU	2	14	7.0	1	11
9/5/15	Missouri St	3	51	17.0	0	32
9/12/15	at Kansas	0	0	0.0	0	0
9/19/15	at BGSU	4	35	8.8	0	24
9/24/15	Cincinnati	3	78	26.0	0	61
10/2/15	at USF	3	42	14.0	0	28
10/17/15	Ole Miss	3	27	9.0	0	18
10/23/15	at Tulsa	3	20	6.7	0	13
10/31/15	Tulane	0	0	0.0	0	0
11/7/15	Navy	5	58	11.6	0	28
11/14/15	at Houston	1	24	24.0	0	24
11/21/15	at Temple				Did Not Play	
11/28/15	SMU				Did Not Play	
12/30/15	vs Auburn				Did Not Play	
9/3/16	SEMO	0	0	0.0	0	0
9/17/16	Kansas	0	0	0.0	0	0
9/24/16	Bowling Green	1	31	31.0	1	31

PROCTOR'S GAME-BY-GAME PUNT RETURN

Date	Opponent	No	Yds	Avg	TDS	LG
8/30/14	Austin Peay	1	8	8.0	0	8
9/5/15	Missouri St	3	84	28.0	1	63
9/12/15	at Kansas	4	13	3.3	0	8
9/19/15	at BGSU	1	-5	-5.0	0	0
9/24/15	Cincinnati	0	0	0.0	0	0
10/2/15	at USF	4	31	7.8	0	29
10/17/15	Ole Miss	2	20	10.0	0	15
10/23/15	at Tulsa	1	1	1.0	0	1
10/31/15	Tulane	1	0	0.0	0	0
11/7/15	Navy	0	0	0.0	0	0
11/14/15	at Houston	3	-4	-1.3	0	3
11/21/15	at Temple				Did Not Play	
11/28/15	SMU				Did Not Play	
12/30/15	vs Auburn				Did Not Play	
9/3/16	SEMO	0	0	0.0	0	0
9/17/16	Kansas	0	0	0.0	0	0



#65 OFFENSIVE LINE
CHRISTOPHER ROBERSON
R-SENIOR • 3L
6-7 • 330
MEMPHIS, TENN.
CENTRAL BAPTIST SCHOOL
MAJOR: SOCIOLOGY

ROBERSON'S CAREER OFFENSIVE LINE STATISTICS

YR	GAMES/STARTS	PLAYS/TOTAL TEAM PLAYS
2013	11/0	6/723
2014	13/0	47/1,012
2015	13/9	702/883
2016	3/2	116/222
Total	40/11	871/2,840

ROBERSON'S CAREER HIGHS


Offensive Plays	96, at Tulsa, Oct 23, 2015
-----------------	----------------------------

ROBERSON'S GAME-BY-GAME OFFENSIVE LINE

Date	Opponent	Position - Plays
9/7/13	Duke	Special Teams
9/14/13	Middle Tennessee	Did Not Play
9/21/13	Arkansas State	Left Tackle - 6/71
10/5/13	UCF	Special Teams
10/12/13	Houston	Special Teams
10/30/13	SMU	Special Teams
10/30/13	Cincinnati	Special Teams
11/9/13	UT Martin	Special Teams
11/16/13	USF	Special Teams
11/23/13	Louisville	Special Teams
11/30/13	Temple	Special Teams
12/7/13	UConn	Special Teams
8/30/14	Austin Peay	Left Tackle - 24/82
9/6/14	UCLA	Special Teams
9/20/14	MTSU	Special Teams
9/27/14	Ole Miss	Special Teams
10/4/14	Cincinnati	Left Tackle - 11/94
10/11/14	Houston	Special Teams
10/25/14	SMU	Left Tackle - 9/80
10/31/14	Tulsa	Special Teams
11/7/14	Temple	Special Teams
11/15/14	Tulane	Special Teams
11/22/14	USF	Special Teams
11/27/14	UConn	Left Tackle - 3/85
12/22/14	BYU	Special Teams
9/5/15	Missouri St	Left Tackle - 21/81
9/12/15	at Kansas	Left Tackle - 9/79
9/19/15*	at BGSU	Left Tackle - 90/90
9/24/15	Cincinnati	Special Teams
10/2/15	at USF	Special Teams
10/17/15	Ole Miss	Left Tackle - 94/94
10/23/15*	at Tulsa	Left Guard - 96/96
10/31/15*	Tulane	Left Guard - 79/83
11/7/15*	Navy	Left Guard - 73/73
11/14/15*	at Houston	Left Guard - 86/86
11/21/15*	at Temple	Left Guard (35), Left Tackle (34) - 69/69
11/28/15*	SMU	Left Tackle - 17/64
12/30/15*	vs Auburn	Left Tackle - 68/68
9/3/16*	SEMO	Left Guard - 50/73
9/17/16*	Kansas	Left Guard - 48/72

ROBERSON'S GAME-BY-GAME OFFENSIVE LINE

Date	Opponent	Position - Plays
9/24/16	Bowling Green	Right Tackle - 18/77



#45 LINEBACKER
NOAH ROBINSON
JUNIOR • 2L
6-4 • 225
WORCESTER, MASS.
DOHERTY HS
MAJOR: SPORT AND LEISURE MANAGEMENT

ROBINSON'S CAREER DEFENSIVE STATISTICS


YR	G/S	UT	AT	TOT	PD	FR	FF	TFL	SK	INT
2014	13/1	18	7	25	0	0-0	0	2.5-8	0-0	0-0
2015	12/3	16	9	25	3	1-0	1	1-0	0-0	0-0
2016	2/0	1	0	1	0	0-0	0	0-0	0-0	0-0
Total	27/4	35	16	51	3	1-0	1	2.5-8	0-0	0-0

ROBINSON'S CAREER HIGHS

Tackles	4 (4x) last at Houston, Nov 14, 2015
Tackles for Loss	1 (2x), Tulane, Nov 15, 2014
Pass Breakups	2, Tulane, Oct 31, 2015
Forced Fumble	1, at Tulsa, Oct 23, 2015

ROBINSON'S GAME-BY-GAME DEFENSE

Date	Opponent	UT	AT	TT	TFL	SK	FF	PB	INT
8/30/14	Austin Peay	0	1	1	0-0	0-0	0	0	0-0
9/6/14	at UCLA	2	0	2	0-0	0-0	0	0	0-0
9/20/14	MTSU	1	0	1	1-1	0-0	0	0	0-0
9/27/14	at Ole Miss	2	2	4	0-0	0-0	0	0	0-0
10/4/14	at Cincinnati	0	2	2	0-0	0-0	0	0	0-0
10/11/14	Houston	0	1	1	0.5-2	0-0	0	0	0-0
10/25/14	at SMU	1	0	1	0-0	0-0	0	0	0-0
10/31/14*	Tulsa	3	1	4	0-0	0-0	0	0	0-0
11/7/14	at Temple	1	0	1	0-0	0-0	0	0	0-0
11/15/14	at Tulane	4	0	4	1-5	0-0	0	0	0-0
11/22/14	USF	2	0	2	0-0	0-0	0	0	0-0
11/27/14	UConn	0	0	0	0-0	0-0	0	0	0-0
12/22/14	vs BYU	2	0	2	0-0	0-0	0	0	0-0
9/5/15*	Missouri St	2	0	2	0-0	0-0	0	0	0-0
9/12/15*	at Kansas	0	3	3	0-0	0-0	0	0	0-0
9/19/15*	at BGSU	0	2	2	0-0	0-0	0	1	0-0
9/24/15	Cincinnati	1	0	1	0-0	0-0	0	0	0-0
10/2/15	at USF	1	0	1	0-0	0-0	0	0	0-0
10/17/15	Ole Miss	0	1	1	0-0	0-0	0	0	0-0
10/23/15	at Tulsa	2	0	2	0-0	0-0	1	0	0-0
10/31/15	Tulane	2	2	4	0-0	0-0	0	2	0-0
11/7/15	Navy	1	0	1	0-0	0-0	0	0	0-0
11/14/15	at Houston	3	1	4	0-0	0-0	0	0	0-0
11/21/15	at Temple	3	0	3	0-0	0-0	0	0	0-0
11/28/15	SMU	1	0	1	0-0	0-0	0	0	0-0
12/30/15	vs Auburn				Did Not Play				
9/3/16	SEMO				Did Not Play				
9/17/16	Kansas	1	0	1	0-0	0-0	0	0	0-0
9/24/16	Bowling Green	0	0	0	0-0	0-0	0	0	0-0



#23 DEFENSIVE BACK
B.J. ROSS
SENIOR • 3L
5-9 • 185
MELBOURNE, FLA.
PALM BAY HS
MAJOR: INTERDISCIPLINARY STUDIES

ROSS' CAREER DEFENSIVE STATISTICS

YR	G/S	UT	AT	TOT	PD	FR	FF	TFL	SK	INT
2013	12/0	1	0	1	0	0-0	0	0-0	0-0	0-0
2014										

ROSS'S GAME-BY-GAME DEFENSE

Date	Opponent	UT	AT	TT	TFL	SK	FF	PB	INT
12/22/14	vs BYU	0	0	0	0-0	0-0	0	0	0-0
9/5/15	Missouri St	0	0	0	0-0	0-0	0	0	0-0
9/12/15	at Kansas	1	0	1	0-0	0-0	0	0	0-0
9/19/15	at BGSU	0	0	0	0-0	0-0	0	0	0-0
9/24/15	Cincinnati	0	0	0	0-0	0-0	0	0	0-0
10/2/15	at USF	0	0	0	0-0	0-0	0	0	0-0
10/17/15	Ole Miss	0	0	0	0-0	0-0	0	0	0-0
10/23/15	at Tulsa	0	0	0	0-0	0-0	0	0	0-0
10/31/15	Tulane	0	0	0	0-0	0-0	0	0	0-0
11/7/15	Navy	0	0	0	0-0	0-0	0	0	0-0
11/14/15	at Houston	0	0	0	0-0	0-0	0	0	0-0
11/21/15	at Temple	0	0	0	0-0	0-0	0	0	0-0
11/28/15	SMU	0	0	0	0-0	0-0	0	0	0-0
12/30/15	vs Auburn	0	0	0	0-0	0-0	0	0	0-0
9/3/16	SEMO	0	0	0	0-0	0-0	0	0	0-0
9/17/16	Kansas	0	0	0	0-0	0-0	0	0	0-0
9/24/16	Bowling Green	0	0	0	0-0	0-0	0	0	0-0

#19 DEFENSIVE BACK

SHAUN RUPERT

R-JUNIOR • TR
6-1 • 195

MONTGOMERY, ALA.
CARVER HS/MISSOURI

MAJOR: MANAGEMENT

RUPERT'S CAREER DEFENSIVE STATISTICS

YR	G/S	UT	AT	TOT	PD	FR	FF	TFL	SK	INT
2016	3/0	5	0	5	0	0-0	1	0-0	0-0	0-0

RUPERT'S CAREER HIGHS

Tackles	2 vs SEMO, Sep 3, 2016
Tackles for Loss	-
Sacks	-
Forced Fumble	1 vs. Kansas, Sept. 17, 2016

RUPERT'S GAME-BY-GAME DEFENSE

Date	Opponent	UT	AT	TT	TFL	SK	FF	PB	INT
9/3/16	SEMO	2	0	2	0-0	0-0	0	0	0-0
9/17/16	Kansas	1	0	1	0-0	0-0	0	0	0-0
9/24/16	Bowling Green	1	0	1	0-0	0-0	0	0	0-0

#81 WIDE RECEIVER

MECHANE SLADE

R-FRESHMAN • SQ
5-8 • 165

ROSWELL, GA.
ROSWELL HS

MAJOR: SPORT AND LEISURE MANAGEMENT

SLADE'S CAREER RECEIVING STATISTICS

YR	G/S	NO	YDS	AVG/C	TDS	LG	REC/G	AVG/G
2016	2/0	3	21	7.0	0	9	0.5	10.5

SLADE'S CAREER HIGHS

Points Scored	-
Touchdowns	-
Receptions	3 vs SEMO, Sep 3, 2016
Receiving Yards	21 vs SEMO, Sep 3, 2016
Long Reception	9 vs SEMO, Sep 3, 2016

SLADE'S GAME-BY-GAME RECEIVING

Date	Opponent	No	Yds	Avg	Tds	LG	
9/3/16	SEMO	3	21	7.0	0	9	
9/17/16	Kansas	Did Not Play					
9/24/16	Bowling Green	0	0	0.0	0	0	

#39 DEFENSIVE BACK

CHRISTIAN SLAUGHTER

R-JUNIOR • SQ
5-10 • 170

CEDAR HILL, TEXAS
CEDAR HILL HS

MAJOR: UNDECLARED

SLAUGHTER'S CAREER DEFENSIVE STATISTICS

YR	G/S	UT	AT	TOT	PD	FR	FF	TFL	SK	INT
2016	3/0	2	0	2	0	0	0	0-0	0-0	0-0

SLAUGHTER'S CAREER HIGHS

Tackles	2 vs Bowling Green, Sep 24, 2016
Tackles for Loss	-
Sacks	-

#36 PUNTER

SPENCER SMITH

R-JUNIOR • 2L
6-1 • 195

NEWNAN, GA.
EAST COWETA HS

MAJOR: EXERCISE SCIENCE

SMITH'S CAREER SCORING STATISTICS

YR	G	PAT	FGM-FGA	PTS	AVG/G
2014	13	1-1	0-0	1	0.1
2015	13	0-0	0-0	0	0.0
2016	3	0-0	0-0	0	0.0
Total	29	1-1	0-0	1	0.0

SMITH'S CAREER PUNTING STATISTICS

YR	G	NO	YDS	AVG	LG	BL	TB	FC	50+	I20
2014	13	58	2,335	40.3	58	0	1	27	9	18
2015	13	43	2,030	47.2	72	0	4	11	18	10
2016	3	12	562	46.8	60	0	1	5	4	3
Total	29	113	4,927	43.6	72	0	6	43	31	31

SMITH'S CAREER KICKOFF STATISTICS

YR	G	NO	RET	YDS	AVG	TB	OB	FC	OSK
2014	13	1	0	65	65.0	1	0	0	0
2015	13	0	0	0	0.0	0	0	0	0
Total	26	1	0	65	65.0	1	0	0	0

SMITH'S CAREER HIGHS

Points Scored	1, SMU, Oct 25, 2014
Kick PATS	1, SMU, Oct 25, 2014
Punting by Kicking	1, SMU, Oct 25, 2014
Punting Average	52.7, Cincinnati, Sep 24, 2015
Punt Attempts	9, Ole Miss, Sep 27, 2014
Punt Yards	386, Ole Miss, Sep 27, 2014
Longest Punt	72, Cincinnati, Sep 24, 2015

SMITH'S GAME-BY-GAME PUNTING

Date	Opponent	No	Yds	Avg	LG	TB	FC	50+	I20
8/30/14	Austin Peay	2	102	51.0	55	1	0	1	0
9/6/14	at UCLA	7	276	39.4	49	0	1	0	4
9/20/14	MTSU	1	8	8.0	8	0	0	0	0
9/27/14	at Ole Miss	9	386	42.9	53	0	4	2	2
10/4/14	at Cincinnati	2	67	33.5	35	0	1	0	0
10/11/14	Houston	5	195	39.0	44	0	3	0	2
10/25/14	at SMU	1	46	46.0	46	0	0	0	1
10/31/14	Tulsa	4	158	39.5	43	0	4	0	3
11/7/14	at Temple	7	251	35.9	47	0	4	0	1
11/15/14	at Tulane	8	375	46.9	58	0	2	4	3
11/22/14	USF	1	48	48.0	48	0	0	0	0
11/29/14	vs UConn	6	226	37.7	53	0	4	1	1
12/22/14	BYU	5	197	39.4	53	0	4	1	1
9/5/15	Missouri St	4	186	46.5	55	1	2	2	2
9/12/15	at Kansas	1	54	54.0	54	0	0	1	0
9/19/15	at BGSU	4	192	48.0	53	0	3	2	3
9/24/15	Cincinnati	6	316	52.7	72	1	0	4	0
10/2/15	at USF	2	95	47.5	49	0	1	0	1
10/17/15	Ole Miss	4	159	39.8	49	0	2	0	2
10/23/15	at Tulsa	3	144	48.0	53	0	1	2	0
10/31/15	Tulane	1	42	42.0	42	0	1	0	1
11/7/15	Navy	2	76	38.0	42	0	0	0	0
11/14/15	at Houston	4	190	47.5	53	0	0	2	0
11/21/15	at Temple	4	189	47.2	62	1	1	1	0
11/28/15	SMU	2	104	52.0	53	1	0	2	1
12/30/15	vs Auburn	6	283	47.2	51	0	0	2	0
9/3/16	SEMO	3	136	45.3	60	0	0	1	0
9/17/16	Kansas	3	154	51.3	59	0	0	2	2
9/24/16	Bowling Green	6	272	45.3	57	1	5	1	1

#15 QUARTERBACK

JASON STEWART

R-SENIOR • 2L
6-3 • 205

ALEXANDRIA, VA.
HAYFIELD SECONDARY HS
FORT SCOTT CC/DODGE CITY CC

MAJOR: SPORT AND LEISURE MANAGEMENT

STEWART'S CAREER PASSING STATISTICS

YR	G/S	CMP	ATT	INT	YDS	TD	LG	PCT	AVG/P	AVG/G
2014	5/0	3	4	0	45	1	29	.750	15.0	9.0
2015	Redshirt									
2016	2/0	3	6	0	36	0	19	.500	6.0	18.0

STEWART'S CAREER PASSING STATISTICS

YR	G/S	CMP	ATT	INT	YDS	TD	LG	PCT	AVG/P	AVG/G
Total	7/0	6	10	0	81	1	29	.600	13.5	11.6

STEWART'S CAREER RUSHING STATISTICS

YR	G/S	NO	YDS	AVG/C	TDS	LG	AVG/G
2014	5/0	6	23	3.8	0	14	4.6
2015	Redshirt						
2016	2/0	15	43	2.9	1	5	21.5
Total	7/0	21	66	3.1	1	14	9.4

STEWART'S CAREER HIGHS

Rush Attempts	10 vs Bowling Green, Sep 24, 2016
Rush Yards	29 vs Bowling Green, Sep 24, 2016
Long Rush	14, Cincinnati, Oct 4, 2014
Total Offense Attempts	15 vs Bowling Green, Sep 24, 2016
Total Offense Yards	64 vs Bowling Green, Sep 24, 2016
All-Purpose Yards	15 vs Kansas, Sep 17, 2016

STEWART'S GAME-BY-GAME PASSING

Date	Opponent	Att	Comp	YDS	INT	TD	LG
8/30/14	Austin Peay	0	0	0	0	0	0
10/4/14	Cincinnati	0	0	0	0	0	0
10/25/14	SMU	4	3	45	0	1	29
11/15/14	Tulane	0	0	0	0	0	0
11/29/14	UConn	0	0	0	0	0	0
9/17/16	Kansas	1	0	0	0	0	0
9/24/16	Bowling Green	5	3	36	0	0	19

STEWART'S GAME-BY-GAME RUSHING

Date	Opponent	No	Yds	Avg	Tds	LG
8/30/14	Austin Peay	1	8	8.0	0	8
10/4/14	Cincinnati	1	14	14.0	0	14
10/25/14	SMU	4	1	0.3	0	7
11/15/14	Tulane	0	0	0.0	0	0
11/29/14	UConn	0	0	0.0	0	0
9/17/16	Kansas	5	15	3.0	0	5
9/24/16	Bowling Green	10	28	2.8	1	5

#33 LINEBACKER

PHILLIP SUMPTER

R-JUNIOR • 2L
5-11 • 200

EDMOND, OKLA.
SANTA FE HS

MAJOR: SPORT AND LEISURE MANAGEMENT

SUMPTER'S CAREER DEFENSIVE STATISTICS

YR	G/S	UT	AT	TOT	PD	FR	FF	TFL
----	-----	----	----	-----	----	----	----	-----

SUMPTER'S GAME-BY-GAME DEFENSE

Date	Opponent	UT	AT	TT	TFL	SK	FF	PB	INT
9/24/16	Bowling Green	0	0	0	0-0	0-0	0	0	0-0



#48 DEFENSIVE LINE
ERNEST SUTTLES
R-JUNIOR • 2L
6-5 • 265
TAMPA, FLA.
GAITHER HS

MAJOR: MANAGEMENT

SUTTLES' CAREER DEFENSIVE STATISTICS

YR	G/S	UT	AT	TOT	PD	FR	FF	TFL	SK	INT	QBH
2014	13/6	10	3	12	0	1-0	0	4.0-27	2-20	0-0	0
2015	13/4	13	2	15	0	0-0	0	2.5-14	1-8	0-0	0
2016	3/3	5	0	5	0	0-0	0	1-7	1-7	0-0	1
Total	29/13	29	5	32	0	1-0	0	7.5-48	4.0-35	0-0	1

SUTTLES' CAREER HIGHS

Tackles	3 (5x), vs Kansas, Sep 17, 2016
Tackles for Loss	1 (7x), vs Kansas, Sep 17, 2016
Sacks	1 (4x) vs Kansas, Sep 17, 2016
Fumble Recoveries	1, Austin Peay, Aug 30, 2014

SUTTLES' GAME-BY-GAME DEFENSE

Date	Opponent	UT	AT	TT	TFL	SK	FR	PB	INT	QBH
8/30/14*	Austin Peay	2	1	3	1-14	1-14	1	0	0-0	0
9/6/14*	at UCLA	1	0	1	0-0	0-0	0	0	0-0	0
9/20/14*	MTSU	0	0	0	0-0	0-0	0	0	0-0	0
9/27/14	at Ole Miss	2	0	2	1-6	0-0	0	0	0-0	0
10/4/14*	at Cincinnati	1	0	1	0-0	0-0	0	0	0-0	0
10/11/14*	Houston	0	0	0	0-0	0-0	0	0	0-0	0
10/25/14	at SMU	0	0	0	0-0	0-0	0	0	0-0	0
10/31/14	Tulsa	1	0	1	0-0	0-0	0	0	0-0	0
11/7/14	at Temple	1	0	1	1-6	1-6	0	0	0-0	0
11/15/14	at Tulane	0	1	1	0-0	0-0	0	0	0-0	0
11/22/14	USF	1	0	1	0-0	0-0	0	0	0-0	0
11/29/14	UConn	0	0	0	0-0	0-0	0	0	0-0	0
12/22/14	vs BYU	1	0	1	1-1	0-0	0	0	0-0	0
9/5/15	Missouri St				Did Not Play					
9/12/15*	at Kansas	0	0	0	0-0	0-0	0	0	0-0	0
9/19/15*	at BGSU	0	0	0	0-0	0-0	0	0	0-0	0
9/24/15	Cincinnati	3	0	3	1-4	0-0	0	0	0-0	0
10/2/15*	at USF	1	0	1	0-0	0-0	0	0	0-0	0
10/17/15*	Ole Miss	0	0	0	0-0	0-0	0	0	0-0	0
10/23/15	at Tulsa	3	0	3	0-0	0-0	0	0	0-0	0
10/31/15	Tulane	1	2	3	0.5-2	0-0	0	0	0-0	0
11/7/15	Navy	1	0	1	0-0	0-0	0	0	0-0	0
11/14/15	at Houston	2	0	2	1-8	1-8	0	0	0-0	0
11/21/15	at Temple	0	0	0	0-0	0-0	0	0	0-0	0
11/28/15	SMU	1	0	1	0-0	0-0	0	0	0-0	0
12/30/15	vs Auburn	1	0	1	0-0	0-0	0	0	0-0	0
9/3/16	SEMO	1	0	1	0-0	0-0	0	0	0-0	1
9/17/16	Kansas	3	0	3	1-7	1-7	0	0	0-0	0
9/24/16	BGSU	1	0	1	0-0	0-0	0	0	0-0	0



#72 OFFENSIVE LINE
TREVON TATE
R-SOPHOMORE • 1L
6-4 • 280
HOUSTON, TEXAS
NORTH SHORE HS

MAJOR: SPORT AND LEISURE MANAGEMENT

TATE'S CAREER OFFENSIVE LINE STATISTICS

YR	GAMES/STARTS	PLAYS/TOTAL TEAM PLAYS
2015	13/10	708/1,663
2016	3/0	165/222
Total	16/10	873/2,030

TATE'S CAREER HIGHS

Offensive Plays	94, Ole Miss, Oct. 17, 2015
-----------------	-----------------------------

TATE'S GAME-BY-GAME OFFENSIVE LINE

Date	Opponent	Position - Plays
9/5/15	Missouri St	Right Tackle - 24/81
9/12/15	at Kansas	Right Tackle - 50/79
9/19/15*	at BGSU	Right Tackle - 39/90
9/24/15*	Cincinnati	Right Tackle - 40/73
10/2/15	at USF	Right Tackle - 65/72
10/17/15*	Ole Miss	Right Tackle - 94/94
10/23/15*	at Tulsa	Right Tackle - 58/96
10/31/15*	Tulane	Right Tackle - 79/83
11/7/15	Navy	Did Not Play
11/14/15*	at Houston	Right Tackle - 86/86

TATE'S GAME-BY-GAME OFFENSIVE LINE

Date	Opponent	Position - Plays
11/21/15*	at Temple	Right Tackle - 69/69
11/28/15*	SMU	Right Tackle - 46/64
12/30/15*	vs Auburn	Right Tackle - 68/68
9/3/16	SEMO	Right Tackle & Left Tackle - 52/73
9/17/16*	Kansas	Left Tackle - 62/72
9/24/16*	Bowling Green	Left Tackle - 51/72



#6 RUNNING BACK
PATRICK TAYLOR JR.
FRESHMAN • HS
6-3 • 216
HUMBLE, TEXAS
ATASCOCITA HS

MAJOR: UNDECLARED

TAYLOR'S CAREER RUSHING STATISTICS

YR	G/S	NO	YDS	AVG/C	TDS	LG	AVG/G
2016	3/0	25	219	8.8	1	51	73.0

TAYLOR'S CAREER RECEIVING STATISTICS

YR	G/S	NO	YDS	AVG/C	TDS	LG	REC/G	AVG/G
2016	3/0	2	21	10.5	0	17	1.5	7.0

TAYLOR'S CAREER HIGHS

Rush Attempts	13 vs Kansas, Sep 17, 2016
Rush Yards	88 vs Kansas, Sep 17, 2016
Long Rush	51 vs SEMO, Sep 3, 2016
Receptions	2 vs Kansas, Sep 17, 2016
Receiving Yards	21 vs Kansas, Sep 17, 2016
All-Purpose Yards	88 vs Kansas, Sep 17, 2016

TAYLOR'S GAME-BY-GAME RUSHING

Date	Opponent	No	Yds	Avg	Tds	LG
9/3/16	SEMO	7	86	12.3	0	51
9/17/16	Kansas	13	88	6.8	0	32
9/24/16	Bowling Green	5	45	9.0	1	38

TAYLOR'S GAME-BY-GAME RECEIVING

Date	Opponent	No	Yds	Avg	Tds	LG
9/3/16	SEMO	0	0	0	0	0
9/17/16	Kansas	2	21	10.5	0	17
9/24/16	Bowling Green	0	0	0.0	0	0



#78 OFFENSIVE LINE
NICK THOMAS
REDSHIRT SOPHOMORE • 1L
6-2 • 285
BARTLETT, TENN.
BARTLETT HS

MAJOR: PHYSICAL EDUCATION

THOMAS' CAREER OFFENSIVE LINE STATISTICS

YR	GAMES/STARTS	PLAYS/TOTAL TEAM PLAYS
2015	1/0	
2016	2/0	Right Guard - 23/149
Total	3/0	

THOMAS' GAME-BY-GAME OFFENSIVE LINE

Date	Opponent	Position - Plays
9/5/15	Missouri State	Did Not Play
9/17/16	Kansas	Right Guard - 14/72
9/23/16	Bowling Green	Right Guard - 9/77



#24 RUNNING BACK
TEARRIS WALLACE
SENIOR • 2L
5-10 • 220
BENTONVILLE, ARK.
BENTONVILLE HS

MAJOR: MARKETING MANAGEMENT

WALLACE'S CAREER RUSHING STATISTICS

YR	G/S	NO	YDS	AVG/C	TDS	LG	AVG/G
2014	3/0	14	53	3.8	0	7	17.7
2015	2/0	7	31	4.4	0	14	15.5
2016	2/0	7	10	1.4	0	5	5.0

WALLACE'S CAREER RUSHING STATISTICS

YR	G/S	NO	YDS	AVG/C	TDS	LG	AVG/G
Total	7/0	23	94	4.1	0	14	13.4

WALLACE'S CAREER RECEIVING STATISTICS

YR	G/S	NO	YDS	AVG/C	TDS	LG	REC/G	AVG/G
2014	3/0	1	1	1.0	0	1	0.3	0.3
2015	2/0	0	0	0.0	0	0	0.0	0.0
Total	5/0	1	1	1.0	0	1	0.2	0.2

WALLACE'S CAREER HIGHS

Rush Attempts	10, vs Austin Peay, Aug 30, 2014
Rush Yards	37, vs Austin Peay, Aug 30, 2014
Long Rush	14 vs SMU, Nov 28, 2015
Receptions	1, Ole Miss, Sep 27, 2014
Receiving Yards	1, Ole Miss, Sep 27, 2014
Total Offense Attempts	10, vs Austin Peay, Aug 30, 2014
Total Offense Yards	37, vs Austin Peay, Aug 30, 2014
All-Purpose Yards	37, vs Austin Peay, Aug 30, 2014

WALLACE'S GAME-BY-GAME RUSHING

Date	Opponent	No	Yds	Avg	Tds	LG
8/30/14	Austin Peay	10	37	3.7	0	7
9/6/14	at UCLA					Did Not Play
9/20/14	MTSU					Did Not Play
9/27/14	at Ole Miss	2	10	5.0	0	5
10/4/14	at Cincinnati					Did Not Play
10/11/14	Houston					Did Not Play
10/25/14	at SMU					Did Not Play
10/31/14	Tulsa					Did Not Play
11/7/14	at Temple					Did Not Play
11/15/14	at Tulane					Did Not Play
11/22/14	USF					Did Not Play
11/29/14	UConn	2	6	3.0	0	4
12/22/14	BYU					Did Not Play
9/5/15	vs Missouri St	3	12	4.0	0	6
11/28/15	SMU	4	19	4.8	0	14
9/17/16	Kansas	1	1	1.0	0	1
9/24/16	Bowling Green	6	9	1.5	0	5




#30 LINEBACKER
SHAREEF WHITE
JUNIOR • 2L
6-1 • 235
GRENADA, MISS.
GRENADA HS

MAJOR: INTERDISCIPLINARY STUDIES

WHITE'S CAREER DEFENSIVE STATISTICS

YR	G/S	UT	AT	TOT	PD	FR	FF	TFL	SK	INT
2014	13/0	13	4	17	1	0-0	0	0-0	0-0	0-0
2015	13/5	51	12	63	0	0-0	1	7-23	1-10	0-0
2016	3/3	10	1	11	0	0-0	1	0-0	0-0	0-0
Total	29/8	74	17	91	1	0-0	2	7-23	1-10	

WHITE'S GAME-BY-GAME DEFENSE										
Date	Opponent	UT	AT	TT	TFL	SK	FF	PB	INT	QBH
12/30/15*	vs Auburn	14	3	17	1-1	0-0	0	0	0	0-0
9/3/16*	SEMO	2	0	2	0-0	0-0	0	0	0	0-0
9/17/16*	Kansas	7	0	7	0-0	0-0	1	0	1	1-0
9/24/16*	Bowling Green	3	1	4	0-0	0-0	0	0	0	0-0



#60 OFFENSIVE LINE

COOPER WILLIAMS


R-SOPHOMORE • 1L
6-0 • 280

MEMPHIS, TENN.
CHRISTIAN BROTHERS HS

MAJOR: INTERDISCIPLINARY STUDIES

WILLIAMS' CAREER OFFENSIVE LINE STATISTICS		
YR	GAMES/STARTS	PLAYS/TOTAL TEAM PLAYS
2015	1/0	
2016	1/0	Center - 9/77
Total	2/0	9/77

WILLIAMS' GAME-BY-GAME OFFENSIVE LINE		
Date	Opponent	Position - Plays
9/5/15	Missouri St	
9/24/16	Bowling Green	Center - 9/77



#9 WIDE RECEIVER

JOHN 'POP' WILLIAMS

FRESHMAN • HS
5-9 • 165

DESTREHAN, LA.
DESTREHAN HS

MAJOR: ECONOMICS


WILLIAMS' CAREER RECEIVING STATISTICS								
YR	G/S	NO	YDS	AVG/C	TDS	LG	REC/G	AVG/G
2016	3/0	2	28	14.0	0	15	0.7	9.3

WILLIAMS' CAREER PUNT RETURN STATISTICS								
YR	G/S	NO	YDS	TDS	LG	AVG/R	AVG/G	
2016	3/0	3	39	0	31	13.0	13.0	

WILLIAMS' CAREER HIGHS	
Points Scored	-
Touchdowns	-
Receptions	1 (2x) last vs Bowling Green, Sep 24, 2016
Receiving Yards	15 vs Bowling Green, Sep 24, 2016
Long Reception	15 vs Bowling Green, Sep 24, 2016
Punt Returns	1 (3x) last vs Bowling Green, Sep 24, 2016
Punt Return Yards	31 vs Kansas, Sep 17, 2016
Long Punt Return	31 vs Kansas, Sep 17, 2016

WILLIAMS' GAME-BY-GAME RECEIVING						
Date	Opponent	No	Yds	Avg	TDS	LG
9/3/16	SEMO	0	0	0	0	0
9/17/16	Kansas	0	0	0	0	0
9/24/16	Bowling Green	1	15	15	0	15

WILLIAMS' GAME-BY-GAME PUNT RETURN						
Date	Opponent	No	Yds	Avg	TDS	LG
9/3/16	SEMO	1	4	4.0	0	4
9/17/16	Kansas	1	31	31.0	0	31
9/24/16	Bowling Green	1	4	4.0	0	4



#38 DEFENSIVE LINE

JONATHAN WILSON

FRESHMAN • HS
6-3 • 265

PORT SULPHUR, LA.
SOUTH PLAQUEMINES HS


MAJOR: UNDECLARED

WILSON'S CAREER DEFENSIVE STATISTICS											
YR	G/S	UT	AT	TOT	PD	FR	FF	TFL	SK	INT	QBH
2016	3/0	0	1	1	0	0-0	0	0-0	0-0	1-61	1

WILSON'S CAREER HIGHS	
Tackles	-
Quarterback Hurries	1 vs SEMO, Sep 3, 2016

WILSON'S CAREER HIGHS	
Interception	1 vs Kansas, Sep 17, 2016
Int Return Yds	61 vs Kansas, Sep 17, 2016
Touchdowns	1 vs Kansas, Sep 17, 2016

WILSON'S GAME-BY-GAME DEFENSE										
Date	Opponent	UT	AT	TT	TFL	SK	FF	PB	INT	QBH
9/3/16	SEMO	0	0	0	0	0	0	0	0	1
9/17/16	Kansas	0	1	1	0	0	0	0	1-61	0
9/24/16	BGSU	0	0	0	0	0	0	0	0-0	0



#53 OFFENSIVE LINE

DUSTIN WOODARD

FRESHMAN • HS
6-2 • 285

CHANDLER, ARIZ.
CHANDLER HS

MAJOR: NURSING

WOODARD'S CAREER OFFENSIVE LINE STATISTICS		
YR	GAMES/STARTS	PLAYS/TOTAL TEAM PLAYS
2016	3/0	120/222

WOODARD'S CAREER HIGHS	
Offensive Plays	53 vs Bowling Green, Sep 24, 2017

WOODARD'S GAME-BY-GAME OFFENSIVE LINE		
Date	Opponent	Position - Plays
9/3/16	SEMO	Left Guard - 25/73
9/17/16	Kansas	Left Guard - 42/72
9/24/16	Bowling Green	Left Guard/Center - 53/77



#31 DEFENSIVE BACK

ANTHONY YOUNG

JUNIOR • 2L
6-0 • 200

MEMPHIS, TENN.
WHITE STATION HS

MAJOR: BIOLOGICAL SCIENCES

YOUNG'S CAREER DEFENSIVE STATISTICS										
YR	G/S	UT	AT	TOT	PD	FR	FF	TFL	SK	INT
2014	7/0	5	0	5	0	0-0	0	0-0	0-0	0-0
2015	1/0	1	0	1	0	0-0	0	0-0	0-0	0-0
2016	2/0	2	0	2	0	0-0	0	0-0	0-0	0-0
Total	10/0	8	0	8	0	0-0	0	0-0	0-0	0-0

YOUNG'S CAREER HIGHS	
Tackles	2 (3x), vs Bowling Green, Sep 24, 2016

YOUNG'S GAME-BY-GAME DEFENSE										
Date	Opponent	UT	AT	TT	TFL	SK	FF	PB	INT	QBH
8/30/14	Austin Peay	2	0	2	0-0	0-0	0	0	0	0-0
9/6/14	UCLA	0	0	0	0-0	0-0	0	0	0	0-0
9/20/14	MTSU	1	0	1	0-0	0-0	0	0	0	0-0
9/27/14	Ole Miss	0	0	0	0-0	0-0	0	0	0	0-0
10/4/14	Cincinnati				Did Not Play					
10/11/14	Houston				Did Not Play					
10/25/14	SMU				Did Not Play					
11/7/14	Temple				Did Not Play					
11/15/14	Tulane	2	0	2	0-0	0-0	0	0	0	0-0
11/22/14	USF				Did Not Play					
11/29/14	UConn	0	0	0	0-0	0-0	0	0	0	0-0
12/22/14	BYU	0	0	0	0-0	0-0	0	0	0	0-0
9/5/15	Missouri St				Did Not Play					
9/12/15	at Kansas				Did Not Play					
9/19/15	at BGSU				Did Not Play					
9/24/15	Cincinnati				Did Not Play					
10/2/15	at USF	1	0	1	0-0	0-0	0	0	0	0-0
10/17/15	Ole Miss				Did Not Play					
10/23/15	at Tulsa				Did Not Play					
10/31/15	Tulane				Did Not Play					
11/7/15	Navy				Did Not Play					
11/14/15	at Houston				Did Not Play					
11/21/15	at Temple				Did Not Play					
11/28/15	SMU				Did Not Play					
12/30/15	vs Auburn				Did Not Play					
9/3/16	SEMO	0	0	0	0	0	0	0	0	0



2016 Memphis Football
Memphis Game Results (as of Sep 25, 2016)
All games

Date	Opponent		Score	Overall	Conference	Time	Attend
Sep 03, 2016	SEMO	W	35-17	1-0	0-0	3:13	42876
Sep 17 2016	KU	W	43-7	2-0	0-0	3:23	34448
Sep 24, 2016	BOWLING GREEN	W	77-3	3-0	0-0	3:39	38713

2016 Memphis Football
 Memphis Overall Team Statistics (as of Sep 25, 2016)
 All games

Team Statistics	MEMPHIS	OPP
SCORING	155	27
Points Per Game	51.7	9.0
Points Off Turnovers	48	3
FIRST DOWNS	71	45
Rushing	26	16
Passing	37	23
Penalty	8	6
RUSHING YARDAGE	555	322
Yards gained rushing	673	389
Yards lost rushing	118	67
Rushing Attempts	125	88
Average Per Rush	4.4	3.7
Average Per Game	185.0	107.3
TDs Rushing	7	2
PASSING YARDAGE	879	539
Comp-Att-Int	64-97-2	69-123-7
Average Per Pass	9.1	4.4
Average Per Catch	13.7	7.8
Average Per Game	293.0	179.7
TDs Passing	11	1
TOTAL OFFENSE	1434	861
Total Plays	222	211
Average Per Play	6.5	4.1
Average Per Game	478.0	287.0
KICK RETURNS: #-Yards	4-107	6-75
PUNT RETURNS: #-Yards	11-101	1-0
INT RETURNS: #-Yards	7-133	2-7
KICK RETURN AVERAGE	26.8	12.5
PUNT RETURN AVERAGE	9.2	0.0
INT RETURN AVERAGE	19.0	3.5
FUMBLES-LOST	2-1	4-4
PENALTIES-Yards	21-214	20-180
Average Per Game	71.3	60.0
PUNTS-Yards	16-696	24-1112
Average Per Punt	43.5	46.3
Net punt average	42.2	41.3
KICKOFFS-Yards	28-1813	8-474
Average Per Kick	64.8	59.2
Net kick average	42.4	33.4
TIME OF POSSESSION/Game	29:27	30:33
3RD-DOWN Conversions	17/44	11/47
3rd-Down Pct	39%	23%
4TH-DOWN Conversions	1/2	1/7
4th-Down Pct	50%	14%
SACKS BY-Yards	3-19	9-57
MISC YARDS	0	0
TOUCHDOWNS SCORED	20	3
FIELD GOALS-ATTEMPTS	5-6	2-2
ON-SIDE KICKS	0-0	0-0
RED-ZONE SCORES	(11-14) 79%	(3-4) 75%
RED-ZONE TOUCHDOWNS	(11-14) 79%	(1-4) 25%
PAT-ATTEMPTS	(18-18) 100%	(3-3) 100%
ATTENDANCE	116037	0
Games/Avg Per Game	3/38679	0/0
Neutral Site Games		0/0

Score by Quarters	1st	2nd	3rd	4th	OT	Total
Memphis	70	48	20	17	0	155
Opponents	3	10	7	7	0	27

2016 Memphis Football
 Memphis Overall Individual Statistics (as of Sep 25, 2016)
 All games

Rushing	gp-gs	att	gain	loss	net	avg	td	lg	avg/g
TAYLOR, Patrick	3-0	25	223	4	219	8.8	1	51	73.0
DORCEUS, D.	3-2	30	188	10	178	5.9	3	42	59.3
POLLARD, Tony	3-1	9	65	1	64	7.1	1	19	21.3
HENDERSON, D.	3-1	8	54	0	54	6.8	0	20	18.0
MILLER, Anthony	3-3	4	56	5	51	12.8	0	41	17.0
STEWART, Jason	2-0	15	43	0	43	2.9	1	5	21.5
CRAFT, Sam	1-0	6	20	6	14	2.3	0	13	14.0
WALLACE, T.	2-0	7	12	2	10	1.4	0	5	5.0
TEAM	3-0	6	0	31	-31	-5.2	0	0	-10.3
FERGUSON, Riley	3-3	15	12	59	-47	-3.1	1	9	-15.7
Total	3	125	673	118	555	4.4	7	51	185.0
Opponents	3	88	389	67	322	3.7	2	66	107.3

Passing	gp-gs	effic	comp-att-int	pct	yds	td	lg	avg/g
FERGUSON, Riley	3-3	180.34	61-91-2	67.0	843	11	84	281.0
STEWART, Jason	2-0	100.40	3-6-0	50.0	36	0	19	18.0
Total	3	175.40	64-97-2	66.0	879	11	84	293.0
Opponents	3	84.21	69-123-7	56.1	539	1	40	179.7

Receiving	gp-gs	no.	yds	avg	td	lg	avg/g
MILLER, Anthony	3-3	17	273	16.1	2	84	91.0
MAYHUE, Phil	3-3	8	127	15.9	2	40	42.3
POLLARD, Tony	3-1	6	81	13.5	1	21	27.0
HURD, Daniel	3-1	6	67	11.2	0	20	22.3
HENDERSON, D.	3-1	5	66	13.2	2	23	22.0
MONTIEL, Daniel	3-3	5	46	9.2	1	19	15.3
SLADE, Mechane	2-0	3	21	7.0	0	9	10.5
CRAFT, Sam	1-0	2	48	24.0	1	43	48.0
WILLIAMS, John	3-0	2	28	14.0	0	15	9.3
MAGNIFICO, Joey	3-1	2	26	13.0	0	15	8.7
TAYLOR, Patrick	3-0	2	21	10.5	0	17	7.0
DORCEUS, D.	3-2	2	13	6.5	1	13	4.3
OGLESBY, J.	2-0	2	12	6.0	0	6	6.0
PROCTOR, R.	3-0	1	31	31.0	1	31	10.3
JONES, Kedarian	1-0	1	19	19.0	0	19	19.0
Total	3	64	879	13.7	11	84	293.0
Opponents	3	69	539	7.8	1	40	179.7

Punt Returns	no.	yds	avg	td	lg
MILLER, Anthony	6	53	8.8	0	17
WILLIAMS, John	3	39	13.0	0	31
POLLARD, Tony	1	9	9.0	0	0
PROCTOR, R.	1	0	0.0	0	0
Total	11	101	9.2	0	31
Opponents	1	0	0.0	0	0

Interceptions	no.	yds	avg	td	lg
WILSON, J.	1	61	61.0	1	61
AVERY, Genard	1	28	28.0	1	28
WHITE, Shareef	1	0	0.0	0	0
MAULET, Arthur	1	18	18.0	0	18
PARDNER, J.	1	26	26.0	0	26
NELSON, Dontrel	1	0	0.0	0	0
MORLEY, Chris	1	0	0.0	0	0
Total	7	133	19.0	2	61
Opponents	2	7	3.5	0	7

Kick Returns	no.	yds	avg	td	lg
POLLARD, Tony	3	102	34.0	0	39
MAGNIFICO, Joey	1	5	5.0	0	5
Total	4	107	26.8	0	39
Opponents	6	75	12.5	0	18

Fumble Returns	no.	yds	avg	td	lg
COOK, Jonathan	1	50	50.0	0	50
Total	1	50	50.0	0	50
Opponents	0	0	0.0	0	0

2016 Memphis Football
 Memphis Overall Individual Statistics (as of Sep 25, 2016)
 All games

Scoring	td	fg	PAT				dpx	saf	pts
			kick	rush	rcv	pass			
ELLIOTT, Jake	-	5-6	18-18	-	-	-	-	33	
DORCEUS, D.	4	-	-	-	-	-	-	24	
MAYHUE, Phil	2	-	-	-	-	-	-	12	
MILLER, Anthony	2	-	-	0-1	-	1-1	-	12	
HENDERSON, D.	2	-	-	-	-	-	-	12	
POLLARD, Tony	2	-	-	-	-	-	-	12	
MONTIEL, Daniel	1	-	-	-	1	-	-	8	
FERGUSON, Riley	1	-	-	-	-	-	-	6	
CRAFT, Sam	1	-	-	-	-	-	-	6	
TAYLOR, Patrick	1	-	-	-	-	-	-	6	
PROCTOR, R.	1	-	-	-	-	-	-	6	
AVERY, Genard	1	-	-	-	-	-	-	6	
WILSON, J.	1	-	-	-	-	-	-	6	
STEWART, Jason	1	-	-	-	-	-	-	6	
Total	20	5-6	18-18	0-1	1	1-1	-	155	
Opponents	3	2-2	3-3	-	-	-	-	27	

Total Offense	g	plays	rush	pass	total	avg/g
FERGUSON, Riley	3	106	-47	843	796	265.3
TAYLOR, Patrick	3	25	219	0	219	73.0
DORCEUS, D.	3	30	178	0	178	59.3
STEWART, Jason	2	21	43	36	79	39.5
POLLARD, Tony	3	9	64	0	64	21.3
HENDERSON, D.	3	8	54	0	54	18.0
MILLER, Anthony	3	4	51	0	51	17.0
CRAFT, Sam	1	6	14	0	14	14.0
WALLACE, T.	2	7	10	0	10	5.0
TEAM	3	6	-31	0	-31	-10.3
Total	3	222	555	879	1434	478.0
Opponents	3	211	322	539	861	287.0

Field Goals	fg	pct.	01-19	20-29	30-39	40-49	50-99	lg	blk
ELLIOTT, Jake	5-6	83.3	0-0	0-0	0-1	4-4	1-1	50	0

FG Sequence	Memphis	Opponents
SEMO	(45),(40)	(26)
KU	39,(41),(42),(50)	-
Bowling Green	-	(30)

Numbers in (parentheses) indicate field goal was made.

Punting	no.	yds	avg	lg	tb	fc	i20	50+	blk
SMITH, Spencer	12	562	46.8	60	1	5	3	4	0
JACOBS, Nick	4	134	33.5	37	0	1	4	0	0
Total	16	696	43.5	60	1	6	7	4	0
Opponents	24	1112	46.3	68	1	5	7	8	1

Kickoffs	no.	yds	avg	tb	ob	retn	net	ydln
ELLIOTT, Jake	28	1813	64.8	22	0			
Total	28	1813	64.8	22	0	12.5	42.4	22
Opponents	8	474	59.2	4	0	26.8	33.4	31

2016 Memphis Football
 Memphis Overall Individual Statistics (as of Sep 25, 2016)
 All games

All Purpose	g	rush	rcv	pr	kr	ir	total	avg/g
MILLER, Anthon	3	51	273	53	0	0	377	125.7
POLLARD, Tony	3	64	81	9	102	0	256	85.3
TAYLOR, Patric	3	219	21	0	0	0	240	80.0
DORCEUS, D.	3	178	13	0	0	0	191	63.7
MAYHUE, Phil	3	0	127	0	0	0	127	42.3
HENDERSON,	3	54	66	0	0	0	120	40.0
HURD, Daniel	3	0	67	0	0	0	67	22.3
WILLIAMS, John	3	0	28	39	0	0	67	22.3
CRAFT, Sam	1	14	48	0	0	0	62	62.0
WILSON, J.	3	0	0	0	0	61	61	20.3
MONTIEL, Dani	3	0	46	0	0	0	46	15.3
STEWART, Jaso	2	43	0	0	0	0	43	21.5
MAGNIFICO, Jo	3	0	26	0	5	0	31	10.3
PROCTOR, R.	3	0	31	0	0	0	31	10.3
AVERY, Genard	3	0	0	0	0	28	28	9.3
PARDNER, J.	3	0	0	0	0	26	26	8.7
SLADE, Mechan	2	0	21	0	0	0	21	10.5
JONES, Kedaria	1	0	19	0	0	0	19	19.0
MAULET, Arthur	3	0	0	0	0	18	18	6.0
OGLESBY, J.	2	0	12	0	0	0	12	6.0
WALLACE, T.	2	10	0	0	0	0	10	5.0
TEAM	3	-31	0	0	0	0	-31	-10.3
FERGUSON, Ril	3	-47	0	0	0	0	-47	-15.7
Total	3	555	879	101	107	133	1775	591.7
Opponents	3	322	539	0	75	7	943	314.3

2016 Memphis Football
 Memphis Overall Defensive Statistics (as of Sep 25, 2016)
 All games

##	Defensive Leaders	gp-gs	Tackles				tfl/yds	Sacks		Pass defense			Fumbles		blkd	
			ua	a	tot			no-yds	int-yds	brup	qbh	rcv-yds	ff	kick	saf	
14	COOK, Jonathan	3-3	17	1	18	2.0-7	.	.	1	.	1-50	.	.	.		
6	VERY, Genard	3-3	14	2	16	4.0-17	.	.	1-28	1	1	.	1	.		
17	MORLEY, Chris	3-3	10	5	15	.	.	.	1-0		
30	WHITE, Shareef	3-3	10	1	11	.	.	.	1-0	.	.	.	1	.		
25	HALL, Austin	3-3	10	.	10	3.0-11		
13	MONTGOMERY, D.	3-3	7	2	9	1.0-6	1.0-6	.	.	.	2	.	.	.		
12	LANIER, Chaunce	3-1	6	1	7	1		
8A	MAULET, Arthur	3-3	6	.	6	.	.	.	1-18	4		
10	NELSON, Dontrel	3-2	6	.	6	1.0-4	.	.	1-0	1		
7	AKINS, Curtis	3-0	5	.	5		
48	SUTTLES, Ernest	3-3	5	.	5	1.0-7	1.0-7	.	.	.	1	.	.	.		
98	GENTRY, Jared	3-0	4	1	5	2.5-6		
19	RUPERT, Shaun	3-0	5	.	5	1	.		
26	PARDNER, J.	3-0	3	1	4	.	.	.	1-26		
29	PORTER, Darian	3-0	2	2	4	1.0-1		
95	EDWARDS, M.	3-3	2	1	3	1.5-6	1.0-6	2-0	.	.		
50	HARDEN, Lenard	3-0	3	.	3		
24	JORDAN, Deandre	3-0	2	1	3	1-0	.	.		
58	PENNINGTON, D.	3-3	2	.	2	1.0-3		
31	YOUNG, Anthony	2-0	2	.	2		
39	SLAUGHTER, C.	3-0	2	.	2		
2	NORTHERN, Tye	2-0	1	1	2	2		
4D	PERRY, Josh	1-0	2	.	2		
57	FERRARI, Hayden	1-0	1	.	1		
45	ROBINSON, Noah	2-0	1	.	1		
38	WILSON, J.	3-0	.	1	1	.	.	.	1-61	.	1	.	.	.		
55	HUFF, Bryce	3-0	1	.	1		
9	WILLIAMS, John	3-0	1	.	1		
15	JOHNSON, C.	3-0	1	.	1		
96	JOHNSON, Khalil	2-0	1	.	1	1.0-1	.	.	.	1		
97	COOPER, E.	3-0	1	.	1	1.0-1		
1	POLLARD, Tony	3-1	1		
Total		3	133	20	153	20-70	3-19	7-133	11	5	4-50	3	1	.		
Opponents		3	162	30	192	21-107	9-57	2-7	9	4	1-0	1	.	.		

2016 Memphis Football
Memphis Team Game-by-Game (as of Sep 25, 2016)
All games

TEAM STATISTICS

Date	Opponent	Rushing				Receiving				Passing				Kick Returns				Punt Returns				tot off		
		no.	yds	td	lg	no.	yds	td	lg	cmp	att	int	yds	td	lg	no.	yds	td	lg	no.	yds		td	lg
Sep 03	SEMO	33	110	1	51	26	295	3	23	26	40	2	295	3	23	2	63	0	38	5	46	0	17	405
Sep 17	20 KU	47	205	2	41	15	189	2	84	15	25	0	189	2	84	0	0	0	0	4	51	0	31	394
Sep 24	BOWLING GREEN	45	240	4	42	23	395	6	60	23	32	0	395	6	60	2	44	0	39	2	4	0	4	635
Opponents		125	555	7	51	64	879	11	84	64	97	2	879	11	84	4	107	0	39	11	101	0	31	1434
		88	322	2	66	69	539	1	40	69	123	7	539	1	40	6	75	0	18	1	0	0	0	861

Games: 3 • Avg/rush: 4.4 • Avg/catch: 13.7 • Pass effic: 175.40 • KR avg: 26.8 • PR avg: 9.2 • All purpose avg/game: 591.7 • Total offense avg/gm: 478.0

Date	Opponent	Tackles				Sacks no-yds	Fumble		Pass Defense			blkd kick	PAT Attempts			off		
		ua	a	total	tfl-yds		ff	fr-yds	int-yds	qbh	brup		kick	rush	rcv	saf	t/o	pts
Sep 03	SEMO	41	4	45	8.0-35	2.0-12	0	0-0	1-18	3	6	1	3-3	0	1	0	7	35
Sep 17	KU	52	6	58	8.0-29	1.0-7	3	4-50	2-61	1	3	0	4-4	0	0	0	13	43
Sep 24	BOWLING GREEN	40	10	50	4.0-6	0.0-0	0	0-0	4-54	1	2	0	11-11	0	0	0	28	77
Opponents		133	20	153	20.0-70	3.0-19	3	4-50	7-133	5	11	1	18-18	0	1	0	48	155
		162	30	192	21.0-107	9.0-57	1	1-0	2-7	4	9	0	3-3	0	0	0	3	27

Date	Opponent	Punting							Field Goals			Kickoffs						
		no.	yds	avg	long	blkd	tb	fc	50+	i20	md-att	long	blkd	no.	yds	avg	tb	ob
Sep 03	SEMO	4	163	40.8	60	0	0	0	1	1	2-2	45	0	7	449	64.1	4	0
Sep 17	KU	6	261	43.5	59	0	0	1	2	5	3-4	50	0	9	585	65.0	8	0
Sep 24	BOWLING GREEN	6	272	45.3	57	0	1	5	1	1	0-0	0	0	12	779	64.9	10	0
Opponents		16	696	43.5	60	0	1	6	4	7	5-6	50	0	28	1813	64.8	22	0
		24	1112	46.3	68	1	1	5	8	7	2-2	30	0	8	474	59.2	4	0

2016 Memphis Football
 Memphis Opponent Game-by-Game (as of Sep 25, 2016)
 All games

OPPONENT STATISTICS

Date	Opponent	Rushing				Receiving				Passing				Kick Returns				Punt Returns				tot off	
		no.	yds	td	lg	no.	yds	td	lg	cmp	att	int	yds	td	lg	no.	yds	td	lg	no.	yds		td
Sep 03	SEMO	29	110	1	61	19	143	1	21	19	34	1	21	3	46	0	18	1	0	0	0	0	253
Sep 17	KU	31	121	1	66	26	193	0	35	26	41	2	35	1	11	0	11	0	0	0	0	0	314
Sep 24	BOWLING GREEN	28	91	0	15	24	203	0	40	24	48	4	40	2	18	0	10	0	0	0	0	0	294
Memphis		88	322	2	66	69	539	1	40	69	123	7	40	6	75	0	18	1	0	0	0	0	861
Memphis		125	555	7	51	64	879	11	84	64	97	2	84	4	107	0	39	11	101	0	31	0	1434

Games: 3 • Avg/rush: 3.7 • Avg/catch: 7.8 • Pass effic: 84.21 • KR avg: 12.5 • PR avg: 0.0 • All purpose avg/game: 314.3 • Total offense avg/gm: 287.0

Date	Opponent	Tackles				Sacks no-yds	Fumble		Pass Defense			blkd kick	PAT Attempts			off			
		ua	a	total	tfl-yds		ff	fr-yds	int-yds	qbh	brup		kick	rush	rcv	saf	t/o	pts	
Sep 03	SEMO	53	8	61	6.0-16	3.0-10	0	1-0	2-7	1	4	0	2-2	0	0	0	0	3	17
Sep 17	KU	58	6	64	10.0-64	5.0-36	1	0-0	0-0	2	3	0	1-1	0	0	0	0	0	7
Sep 24	BOWLING GREEN	51	16	67	5.0-27	1.0-11	0	0-0	0-0	1	2	0	0-0	0	0	0	0	0	3
Memphis		162	30	192	21.0-107	9.0-57	1	1-0	2-7	4	9	0	3-3	0	0	0	0	3	27
Memphis		133	20	153	20.0-70	3.0-19	3	4-50	7-133	5	11	1	18-18	0	1	0	0	48	155

Date	Opponent	Punting							Field Goals			Kickoffs						
		no.	yds	avg	long	blkd	tb	fc	50+	i20	md-att	long	blkd	no.	yds	avg	tb	ob
Sep 03	SEMO	9	411	45.7	62	1	1	1	4	1	1-1	26	0	4	252	63.0	2	0
Sep 17	KU	7	322	46.0	56	0	0	2	2	1	0-0	0	0	2	130	65.0	2	0
Sep 24	BOWLING GREEN	8	379	47.4	68	0	0	2	2	5	1-1	30	0	2	92	46.0	0	0
Memphis		24	1112	46.3	68	1	1	5	8	7	2-2	30	0	8	474	59.2	4	0
Memphis		16	696	43.5	60	0	1	6	4	7	5-6	50	0	28	1813	64.8	22	0