

# Memphis FOOTBALL™

## MEMPHIS TIGERS (1-0) vs KANSAS JAYHAWKS (0-1)

SATURDAY, SEPT. 12 ▶ 6:00 PM (CST) ▶ MEMORIAL STADIUM ▶ LAWRENCE, KAN. ▶ ESPN3



### MEMPHIS SUMMARY

**2015 Overall Record**..... 1-0  
**American Athletic Conference** ..... 0-0  
**Current Streak** ..... Won 8  
**Last Result** ..... Memphis 63, Missouri State 7  
**Head Coach** ..... Justin Fuente  
**Alma Mater**..... Murray State, 1999  
**Career Record** ..... 18-20 (.473) • 4 Seasons

### MEMPHIS STORY LINES

- ▶ In his fourth season, UofM head coach **Justin Fuente** has turned around a program which was 5-31 in the three seasons prior to his arrival in 2012. — **Page 2**
- ▶ Memphis begins a home-and-home series with the Jayhawks in Lawrence. — **Page 4**
- ▶ Memphis has won its last eight games, dating back to the 2014 season, the fourth-longest win streak in FBS Football. — **Page 5**
- ▶ In its season opener against Missouri State, Memphis played 66 players including 21 newcomers. — **Page 6**
- ▶ Memphis' offense accounted for 519 yards against Missouri State. The Tigers utilized six running backs who helped account for 317 rushing yards. — **Page 9**
- ▶ Roderick Proctor's 63-yard punt return against MSU helped the Tiger earn American Athletic Conference Special Teams Player of the Week honors. — **Page 10**
- ▶ Memphis fans helped fight hunger by purchasing 7,186 tickets for the Missouri State game at area Kroger stores. The UofM donated \$1 from each ticket sold to the Mid-South Food Bank, which will equate to 57,488 total meals. — **Page 11**
- ▶ This week's depth chart. — **Page 13**



### KANSAS SUMMARY

**2015 Overall Record**..... 0-1  
**Big 12 Conference**..... 0-0  
**Current Streak** ..... Lost 4  
**Last Result** ..... South Dakota State 41, Kansas 38  
**Head Coach** ..... David Beaty  
**Alma Mater**..... Lindenwood, 1994  
**Career Record** ..... 0-1 • First Season

### KU 2015 SCHEDULE

Sept. 5	South Dakota State	L, 41-38
Sept. 12	Memphis	6:00 p.m.
Sept. 26	at Rutgers	TBA
Oct. 3	^at Iowa State	TBA
Oct. 10	^Baylor	TBA
Oct. 17	^Texas Tech	TBA
Oct. 24	^at Oklahoma State	TBA
Oct. 31	^Oklahoma	TBA
Nov. 7	^at Texas	TBA
Nov. 14	^at TCU	TBA
Nov. 21	^West Virginia	TBA
Nov. 28	^Kansas State	TBA

^Denotes Big 12 game.

### KANSAS COMMUNICATIONS

**Football Contact**..... Katy Lonergan  
**Cell Number**..... (785) 691-7026  
**Email Address**..... katyl@ku.edu  
**Secondary Contact**..... D.J. Haurin  
**Cell Number**..... (718) 312-2836  
**Email Address**..... dhaurin@ku.edu  
**Twitter** ..... @KUathletics @KU\_Football

## FOLLOW THE GAME

### TV: ESPN3

**Play-by-Play**..... Dave Stewart  
**Analyst** ..... Mike Rivera  
**Analyst** ..... Mick Shaffer  
**Online:** WatchESPN.com  
**Follow:** @davestewsports  
@rickshaffer

### RADIO: MEMPHIS TIGERS NETWORK

**Play-by-Play**..... Dave Woloshin  
**Analyst** ..... Jarvis Greer  
**Sideline**..... Matt Dillon  
**Flagship:** AM 600 WREC Memphis  
**Affiliates:** WJAK-AM 1460 Jackson, Tenn.  
WJAK-FM 96.1 Jackson, Tenn.  
WNQM-AM 1300 Nashville, Tenn.  
**Online:** GoTigersGo.com All-Access

### TWITTER: #GoTigersGo #RealMemphisFootball

**Official Account**..... @TigersAthletics  
**Updated News & In-Game Posts** ..... @TigersMedia  
**More Football-Centric Posts** ..... @MemphisFB

### AGGREGATOR: SOCIAL MEDIA CONTENT

**Facebook**..... /MemphisTigers  
**Instagram** ..... @MemphisAthletics  
**YouTube**..... /SIDMemphis

### CONTACT US: ATHLETICS COMMUNICATIONS

**Football Contact**..... Ron Mears  
**Office Number**..... (901) 678-2397  
**Mobile Number** ..... (832) 969-1310  
**Email Address**..... rmears@memphis.edu  
**Secondary FB Contact**..... Tammy DeGroff  
**Office Number**..... (901) 678-5787  
**Mobile Number** ..... (901) 734-1504  
**Email Address**..... tdegroff@memphis.edu  
**Multi-Media** ..... Gary Paczesny  
**Office Number**..... (901) 678-4640  
**Mobile Number** ..... (574) 210-4962  
**Email Address**..... gpaczesny@memphis.edu  
**Follow:** @BigCat\_Memphis  
@tdegroff  
@GaryPaczesny

## MEMPHIS TIGERS SCHEDULE & RESULTS (1-0)

Date	Opponent	Location	Stadium	Broadcast	Time/Result	Opponent Season Notes/vs. Memphis Notes
Sept. 5	Missouri State	Memphis, Tenn.	Liberty Bowl Memorial Stadium	ESPN3	W, 63-7	Memphis amassed 519 yds total offense; 6 RBs accounted for 317 rushing yds
Sept. 12	at Kansas	Lawrence, Kan.	Kivisto Field at Memorial Stadium	ESPN3	6:00 p.m.	Tigers take on a Big 12 team for the first time since playing TCU in 2002
Sept. 19	at Bowling Green	Bowling Green, Ohio	Doyt Perry Stadium	ESPN3	2:00 p.m.	Falcons defeated UofM 52-35 in 2004 GMAC Bowl
Sept. 24	^Cincinnati	Memphis, Tenn.	Liberty Bowl Memorial Stadium	ESPN	6:30 p.m.	Memphis with third-most all-time plays in 2014 game, 94 for 610 yards
Oct. 2	^at USF	Tampa, Fla.	Raymond James Stadium	ESPN2	6:00 p.m.	Brandon Hayes rushed for 189 yards in 31-20 victory in 2014
Oct. 17	Ole Miss	Memphis, Tenn.	Liberty Bowl Memorial Stadium	-	-	No. 10 Rebels held Memphis to 104 yards of total offense in 2014
Oct. 23	^at Tulsa	Tulsa, Okla.	H.A. Chapman Stadium	ESPN	7:00 p.m.	Jake Elliott booted 4 field goals in the Tigers' 40-20 win in 2014
Oct. 31	^Tulane	Memphis, Tenn.	Liberty Bowl Memorial Stadium	-	-	Tigers with five take-aways including 2 INTS returned for TDS in 2014 UofM win
Nov. 7	^Navy	Memphis, Tenn.	Liberty Bowl Memorial Stadium	-	-	Ahead of Veteran's Day, Tigers host Navy for first time in school history
Nov. 14	^at Houston	Houston, Texas	TDECU Stadium	-	-	Five turnovers play into lone conference loss in 2014
Nov. 21	^at Temple	Philadelphia, Pa.	Lincoln Financial Field	-	-	Jake Elliott's 31-yard FG as time expired made Tigers bowl eligible in 2014
Nov. 28	^SMU	Memphis, Tenn.	Liberty Bowl Memorial Stadium	-	-	Memphis with 500+ yards of offense in 2014; held SMU to 251 yards

^Denotes American Athletic Conference game.

All game times listed are Central Time.



## NOTING JUSTIN FUENTE

### FUENTE AT A GLANCE

- **Born:** July 30, 1976 in Tulsa Okla.
- **Alma Mater:** Murray State, 1999
- **Playing Experience:**  
Two-year letterman at QB at Oklahoma (1996-97)  
Two-year letterman at QB at Murray State (1998-99)
- **Wife:** Jenny
- **Daughters:** Cecilia, Caroline & Charlotte

### COACHING EXPERIENCE

- 2012-** Head Coach, University of Memphis
- 2009-11** Co-Offensive Coord./QBs, TCU
- 2007-08** Assistant Coach/RBs, TCU
- 2004-06** Offensive Coord./QBs, Illinois State
- 2001-03** Assistant Coach/QBs, Illinois State

### MORE MISSIVES

- In June of 2015, *Athlon* ranked Justin Fuente No. 1 of 20 coaches under 40 ahead of the release of its pre-season publication.
- Fuente is one of just seven FBS head coaches who are under 40. Fuente, who turned 39 on July 30, ranks as the seventh-youngest coach in FBS. The only younger coaches are Western Michigan's PJ Fleck (34), Troy's Neal Brown (35), Toledo's Matt Campbell (35), Texas Tech's Kliff Kingsbury (36), Boise State's Brian Harsin (38) and USF's Willie Taggart (39).
- In August 2014, *CBSSports.com* ranked every FBS college football coach by playing career. Fuente, who was the OVC Player of the Year in 1999 as a senior at Murray State, ranked No. 18 on the list. Fuente was a starting quarterback at Oklahoma before transferring to Murray State for his final two collegiate seasons. He set 11 school records while playing for the Racers.

## MEMPHIS COACH JUSTIN FUENTE

With confetti swirling, the University of Memphis football program savored an American Athletic Conference championship to close out the 2014 regular season. Weeks later, the Tigers were back on a podium and celebrating another championship as Memphis defeated BYU 55-48 in double overtime to win the inaugural Miami Beach Bowl.

Memphis' first conference title in more than 40 years, along with the come-from-behind bowl victory, are certainly mile markers on the road the Tigers are traveling under Justin Fuente who is his fourth season as head coach in 2015.

Unquestionably, the Tigers have made momentous strides in Fuente's first three seasons. He inherited a program which had won just five combined games (2009-11) in the three years prior to his arrival.

When he was named the University's 23<sup>rd</sup> head football coach on Dec. 8, 2011, Fuente was not only charged with rebuilding Memphis' football program, but simultaneously having oversight in the program's step up in competition. In his second year, the Tigers began play in the American Athletic Conference.

The year following the transition to The American, Memphis celebrated a conference title inside Liberty Bowl Memorial Stadium. And the Tigers celebrated again in Miami as the team won for the 10<sup>th</sup> time during the season, equaling a school record for victories that was established in 1938.

Fuente's efforts in building the Memphis program did not go unnoticed. The Football Writers Association of America, in conjunction with the Allstate Sugar Bowl, named him one of eight finalists for the 2014 Eddie Robinson Award. He was also named the American Athletic Conference's 2014 Coach of the Year, a unanimous choice by his peers. The Tennessee Sports Writers Association recognized Fuente as its

College Football Coach of the Year.

Fuente's team also received a number of honors from the conference as Tank Jakes shared the league's Co-Defensive Player of the Year and Jake Elliott was named the Special Teams Player of the Year. The Tigers had six players named to the league's first team – offensive lineman Al Bond, tight end Alan Cross, defensive lineman Martin Ifedi and cornerback Bobby McCain along with Elliott and Jakes. An additional four players received second team honors.

In two years as the Tigers' starting quarterback Paxton Lynch, a member of Fuente's original signing class, has become only the third Memphis player to pass for over 5,000 yards in a career. The 35 touchdowns he was responsible for in 2014 shattered the previous school season record of 26.

Offensively, Memphis scored 471 points in 2014, shattering the old school record of 430 points set in 2004. Defensively, Memphis allowed just 19.5 points per game, which ranked 11th in FBS Football.

With a seven-game winning streak to conclude the 2014 season, Memphis ended the year with the fourth-longest win streak in FBS Football. Only national champion Ohio State, as well as New Year's Six Bowl winners Boise State and TCU, ended the year with longer win streaks.

Memphis closed out the 2014 season ranked in the top-25 of both the AP and *USA Today/Amway* Coaches Polls, a first for the program.

The University of Memphis' seven-win gain from 2013 to 2014 was the third-best improvement for FBS Football programs in 2014. The improvement also represented the ninth-best improvement ever by an FBS team. Going from one league win to seven, the Tigers had a six-win improvement in league play alone.



<sup>PB</sup>**Darrell Dickey**  
Asst. HC/Co-OC  
Running Backs



**Galen Scott**  
Defensive Coord.  
Linebackers



<sup>PB</sup>**Brad Cornelsen**  
Co-Offensive Coord.  
Quarterbacks



<sup>PB</sup>**Brent Guy**  
Safeties



**Ricky Hunley**  
Defensive Line



**Troy Reffett**  
Cornerbacks



**James Shibest**  
Special Teams  
Tight Ends



**Vance Vice**  
Offensive Line



**Holmon Wiggins**  
Wide Receivers

<sup>PB</sup> Denotes Located in Press Box on Game Day



Fuente's team continues to be built on four pillars – 1) Academic Integrity, 2) Social Responsibility, 3) Individual Accountability and 4) Competitive Excellence.

Going into the 2014 season, Memphis Football had recorded the highest grade point average in program history. The Tigers' 2014 roster included four college graduates and that total jumped to 12 degree-holding players who played in the 2014 Miami Beach Bowl. Another eight student-athletes earned their diplomas from the University of Memphis following the 2014 fall semester.

Senior linebacker Charles Harris was named to the Capital One Academic All-District 3 NCAA Division I Football Team to highlight the program's academic accomplishments.

Much of the groundwork for the University of Memphis program's current success was attained during Fuente's first two seasons as the Tigers' head coach.

Fuente knew the challenges the program would face when the team began play in The American. In his second season as head coach, the Tigers finished in the bottom half of the league standings in the new conference. It was well apparent the program was headed in the right direction.

In 2013, Memphis faced the third-toughest schedule among American Athletic Conference programs while playing seven opponents who advanced to bowl games. Games lost to bowl-bound opponents were decided by just eight points per game.

Memphis Football continued to make major strides in Year Two under Fuente.

Defensively, the Tigers were ranked No. 39 in total defense (370.7 ypg allowed) and No. 12 against the run (116.3 ypg allowed). Offensively, Paxton Lynch passed for over 2,000 yards, becoming just the second rookie in program history to do so. It was just the 10th time overall a quarterback has passed for over 2,000 yards in a season.

Memphis' special teams featured Ray Guy Award winner Tom Hornsey, who won the award annually presented to collegiate football's top punter, and Elliott, who was a semifinalist for the Lou Groza Award, which is presented to the nation's top place kicker.

Memphis had three players named to the All-American Athletic Conference Team – Elliott, Hornsey and Ifedi.

In Fuente's first season in 2012, the Tigers posted their best finish since 2008 and won more conference games than the previous three seasons combined. But Memphis' then new head coach began building the foundation months prior to his rookie season.

One of the first items Fuente put in place upon

being named the head football coach at the University of Memphis was "The Tiger Code." The code consists of three elements – 1) Fundamentally Sound, 2) Physically Fit and 3) Mentally Tough.

In addition to instilling the Tiger Code and installing a new off-season conditioning program, Fuente selected 10 student-athletes to form his first leadership council. The group best exemplified being student-athletes and living by the Tiger Code. During Fuente's first season, the group of leaders served as a conduit between the coaching staff and the team.

While breeding a new culture within the program, Fuente shared his vision for Memphis Football as a speaker for a variety of civic groups while also making the rounds on television morning shows and the area's talk radio circuit. He and his staff conducted the school's first Women's Clinic in an effort to educate female fans as well as building the program's fan base.

Fuente previously served five seasons on Gary Patterson's staff at TCU from 2007-11. Fuente joined the TCU football coaching staff in February of 2007 as running backs coach and was promoted to co-offensive coordinator in February of 2009. As part of his promotion, he moved to coaching the Horned Frogs quarterbacks.

A native of Tulsa, Okla., the dynamic play-caller helped guide TCU's program to consecutive BCS bowl game appearances with a 2011 Rose Bowl victory over No. 5-ranked Wisconsin that followed an appearance in the 2010 Fiesta Bowl. From 2008-10, TCU was the only program in the country that finished in the top-10 in both the Associated Press and USA Today polls all three campaigns.

In Fuente's three seasons as offensive coordinator, TCU set single-season school records for touchdowns, points scored and first downs, while also ranking among the nation's most productive offensive units. From 2009-11, the Horned Frogs won 36 of 39 contests, including a 24-game win streak in the Mountain West Conference (MWC).

Fuente made the move to TCU after spending six seasons as quarterbacks coach at Illinois State. His final three years saw him double as the Redbirds' offensive coordinator.

As a college quarterback, Fuente played two seasons (1996-97) at Oklahoma under then-Sooners offensive coordinator Dick Winder. Fuente set an Oklahoma freshman record with 11 touchdown passes. He transferred to Murray State for his final two years of eligibility and set 11 school records including passing yards and total offense in a game and season.

Fuente and his wife, Jenny, have three daughters, Cecilia, Caroline and Charlotte.

## FUENTE YEAR-BY-YEAR

### 2012 MEMPHIS RESULTS

Sept. 1	UT Martin	L, 20-17
Sept. 8	at Arkansas State	L, 33-28
Sept. 15	Middle Tennessee	L, 48-30
Sept. 22	at Duke	L, 38-14
Oct. 6	Rice	W, 14-10
Oct. 13	at East Carolina	L, 41-7
Oct. 20	UCF	L, 35-17
Oct. 27	at SMU	L, 44-13
Nov. 3	at Marshall	L, 38-28
Nov. 10	Tulane	W, 37-23
Nov. 17	at UAB	W, 46-9
Nov. 24	Southern Miss	W, 42-24

### 2013 MEMPHIS RESULTS

Sept. 7	Duke	L, 28-14
Sept. 14	at Middle Tennessee	L, 17-15
Sept. 21	Arkansas State	W, 31-7
Oct. 5	UCF	L, 24-17
Oct. 12	at Houston	L, 25-15
Oct. 19	SMU	L, 34-29
Oct. 30	Cincinnati	L, 34-21
Nov. 9	UT Martin	W, 21-6
Nov. 16	at USF	W, 23-10
Nov. 23	at #21 Louisville	L, 24-17
Nov. 30	Temple	L, 41-21
Dec. 7	at Connecticut	L, 45-10

### 2014 MEMPHIS RESULTS

Aug. 30	Austin Peay	W, 63-0
Sept. 6	at #11 UCLA	L, 42-35
Sept. 20	Middle Tennessee	W, 36-17
Sept. 27	at #10 Ole Miss	L, 24-3
Oct. 4	at Cincinnati	W, 41-14
Oct. 11	Houston	L, 28-24
Oct. 25	at SMU	W, 48-10
Oct. 31	Tulsa	W, 40-20
Nov. 7	at Temple	W, 16-13
Nov. 15	at Tulane	W, 38-7
Nov. 22	USF	W, 31-20
Nov. 29	UConn	W, 41-10
Dec. 22	*vs BYU	W, 55-48 <sup>2ot</sup>

\*Denotes Miami Beach Bowl

## TRACKING THE TIGERS IN 2015

Opponent	Game Time (CT)	Game Length	Attend.	Halftime Score	Final	Coin Toss	Kickoff/Receive	Memphis 1st Poss.	Opp 1st Poss.	Game Pants	Game Jerseys	Helmet
vs Missouri State	6:04 p.m.	3:02	41,730	42-0	63-0	Won	Kickoff	TD Pass	Fumble	Gray	Blue	Blue/Chrome M Logo
at Kansas	6:00 p.m.	-	-	-	-	-	-	-	-	-	-	-
at Bowling Green	2:00 p.m.	-	-	-	-	-	-	-	-	-	-	-
vs Cincinnati	6:30 p.m.	-	-	-	-	-	-	-	-	-	-	-
at USF	6:00 p.m.	-	-	-	-	-	-	-	-	-	-	-
vs Ole Miss	-	-	-	-	-	-	-	-	-	-	-	-
at Tulsa	7:00 p.m.	-	-	-	-	-	-	-	-	-	-	-
vs Tulane	-	-	-	-	-	-	-	-	-	-	-	-
vs Navy	-	-	-	-	-	-	-	-	-	-	-	-
at Houston	-	-	-	-	-	-	-	-	-	-	-	-
at Temple	-	-	-	-	-	-	-	-	-	-	-	-
vs SMU	-	-	-	-	-	-	-	-	-	-	-	-



## MEMPHIS VS KANSAS STATISTICAL COMPARISON

### 2015 NCAA TEAM RANKINGS

Statistic	MEMPHIS		KANSAS	
	Rk	Avg	Rk	Avg
Rushing Offense	13	317.0	19	285.0
Passing Offense	77	202.0	38	291.0
Completion Pct.	16	0.762	58	0.625
Pass Efficiency	16	204.13	79	126.86
Scoring Offense	7	63.0	47	38.0
Total Offense	35	519.0	19	576.0
Rushing Defense	6	18.0	78	170.0
Pass Yards Allowed	17	107.0	97	293.0
Scoring Defense	19	7.0	103	41.0
Total Defense	5	125.0	97	463.0
Net Punting	74	37.50	25	42.50
Punt Returns	9	28.0	28	12.50
Kickoff Returns	22	30.0	29	26.20
Turnover Margin	5	3.00	106	-2.00
Team Sacks	78	1.00	29	3.00

128 FBS Teams Ranked in 2015.

### MEMPHIS TIGERS (1-0)

Team Statistics	Memphis	Opponent
Points/Game	63.0	7.0
First Downs/Game	27.0	10.0
Rushing Yards/Game	317.0	18.0
Passing Comp-Att-Int	16-21-0	15-25-0
Passing Yards/Game	202.0	107.0
Total Offense/Game	519.0	125.0
Fumbles-Lost	0-0	6-3
Penalties-Yards	9-92	5-58
Time of Possession/Game	33:50	26:10
Third Down Conversions	9/14	2/14
Third-Down Pct.	.642	.143
Fourth Down Conversions	1/1	0/0
Fourth-Down Pct.	1.000	.000
Red Zone Scores	7/7	1/1
Red Zone Pct.	1.000	1.000

### KANSAS JAYHAWKS (0-1)

Team Statistics	Kansas	Opponent
Points/Game	38.0	41.0
First Downs/Game	29.0	25.0
Rushing Yards/Game	285.0	170.0
Passing Comp-Att-Int	25-40-1	17-33-0
Passing Yards/Game	291	293
Total Offense/Game	576.0	463.0
Fumbles-Lost	2-1	0-0
Penalties-Yards	7-75	3-25
Time of Possession/Game	30:04	29:56
Third Down Conversions	7/16	5/14
Third-Down Pct.	.437	.357
Fourth Down Conversions	4/5	2/2
Fourth-Down Pct.	.800	1.000
Red Zone Scores	4/5	4/4
Red Zone Pct.	.800	1.000

## LEADERSHIP COUNCIL

On the eve of opening preseason camp and the start of preparations for the 2015 season, University of Memphis head coach Justin Fuente announced his Leadership Council for the year.

The 2015 council consists of 23 players including 12 seniors. The balance of the group is made up of seven juniors along with four sophomores. Most played a role in last year's American Athletic Conference championship season and the Tigers' win over BYU in the inaugural Miami Beach Bowl.

All 23 players were on the depth chart heading into the Tigers' season opener.

### 2015 LEADERSHIP COUNCIL

Reggis Ball, Senior Defensive Back
Latarius Brady, Junior Defensive End
Sam Craft, Junior Running Back
Alan Cross, Senior Tight End
Jackson Dillon, Junior Linebacker
Jake Elliott, Junior Place-Kicker
Taylor Fallin, Senior Offensive Lineman
Mose Frazier, Senior Wide Receiver
Ricky Hunter, Senior Defensive End
Gabe Kuhn, Sophomore Offensive Lineman
Paxton Lynch, Junior Quarterback
Ryan Mack, Senior Offensive Lineman
Phil Mayhue, Sophomore Wide Receiver
Wynton McManis, Senior Linebacker
Dontrell Nelson, Junior Defensive Back
Leonard Pegues, Senior Linebacker
Donald Pennington, Junior Defensive Lineman
Micah Simmons, Senior Offensive Lineman
Jason Stewart, Senior Quarterback
Ernest Suttles, Sophomore Defensive End
DaShaughn Terry, Sophomore Defensive Back
Tyler Uselton, Senior Offensive Lineman
Dion Witty, Senior Defensive Back

## WIN STREAKS TO BEGIN 2015

1.	Ohio State	14 games
2.	Boise State	10 games
3.	TCU	9 games
4.	Memphis	8 games
5.	Appalachian State	7 games
6.	Western Kentucky	6 games
7.	Michigan State	5 games
	Navy	5 games

## UNDER 40 IN YEAR FOUR

- In his fourth season as the head coach of the Tigers, Memphis' **Justin Fuente** remains ranked among the youngest coaches in NCAA FBS Football. Fuente ranks seventh on the list.
- Fuente turned 39 on July 30.
- Four coaches from the American Athletic Conference rank among the top-10 in terms of youngest in age.
- USF's Willie Taggart ranks just ahead of Fuente on the list at No. 6.
- American Athletic Conference coaches Matt Ruhl (Temple) and Tom Herman (Houston), rank No. 8 and No. 9 respectively.

## STAFF PROMOTIONS AND ADDITIONS

- Head coach **Justin Fuente** made several promotions and added two new coaching staff members during the off-season.
- **Galen Scott**, the Tigers' linebackers coach under Fuente, was named the Tigers' defensive coordinator ahead of the 2015 season. Scott previously served as co-defensive coordinator under former Memphis coach Larry Porter in 2011.
- Scott previously worked with Fuente at Illinois State (2002-06) and remained at Memphis following Fuente's hire in December, 2011.
- Joining the Memphis coaching staff for 2015 are safeties coach **Brent Guy** and cornerbacks coach **Troy Reffett**.
- **Darrell Dickey**, who has been the Tigers' offensive coordinator the previous three years, was promoted to assistant head coach.
- Dickey continues to serve as co-offensive coordinator along with quarterbacks coach **Brad Cornelsen** who received additional responsibilities in being named co-offensive coordinator as well.

## UNPRECEDENTED HEAD COACHING & COORDINATOR EXPERIENCE

- The Memphis staff includes four coaches with experience as head coaches at the NCAA FBS level.
- In addition to **Justin Fuente**, who enters his fourth season at Memphis, coaching staff member **Darrell Dickey** was the head coach at North Texas (1998-2006) while **Brent Guy** was the head coach at Utah State (2005-08).
- Last month, Fuente announced the addition of consultant **Bill Blankenship**, who was the head coach at Tulsa (2011-14). Defensively, Memphis has three coaches on staff with experience as NCAA FBS defensive coordinators.
- In addition to **Galen Scott**, who assumes the DC role for the Tigers in 2015, Guy has served as defensive coordinator at Boise State (1998-2000), Arizona State (2001-04), Louisville (2009) and Tulsa (2011-14). **Troy Reffett** was the defensive coordinator at UTEP (2002-03), New Mexico (2008) and Louisiana-Monroe (2009-14).
- In addition to three defensive coaches with experience as coordinators, defensive line coach **Ricky Hunley** has served as an associate head coach at Missouri (1998-2000) and coached in the NFL.

## HOME & HOME WITH THE JAYHAWKS

- Saturday's game marks the first in a home-and-home series between Memphis and Kansas. The Jayhawks return to Memphis for a game in 2016.
- Kansas and Memphis have never met on the gridiron.
- Memphis plays a team which is a member of the Big 12 Conference for the first time since playing former Conference USA opponent TCU during the 2002 season.
- The only other Big 12-member school Memphis has previously played is Kansas State, which holds a 2-1 edge in its series with the Tigers. The two schools have not played since K-State won both games of a home-and-home series in 1971 (28-21) and 1973 (21-16).
- The most notable athletic event between Kansas and Memphis came on the hardwood in the 2008 NCAA National Championship Basketball Game played in San Antonio. Mario Chalmers 3-pointer with 2.1 seconds left in regulation sent the game into overtime and the Jayhawks would prevail, 75-68.



## POWER 5 OPPONENT

- ▶ The Kansas game marks the first of two contests this season against schools from Power 5 Conferences.
- ▶ Memphis has lost 19 straight games to schools who currently reside in Power 5 Conferences.
- ▶ The Tigers' last victory over a program in a Power 5 Conference came in the 2004 season opener against Ole Miss (20-13).
- ▶ Of the 19 losses against P5 programs, 15 have come against opponents who were playing at the time in either the Atlantic Coast, Southeastern or Pac-12 Conference.
- ▶ The losses against P5 schools during the streak came against Duke (2), Ole Miss (6), Mississippi State (2), Tennessee (4) and UCLA (1).
- ▶ Four of the losses came against Louisville, which was a member of the Big East/American Athletic Conference at the time of the game.

## KANSAS TIES

- ▶ Memphis senior offensive lineman **Tyler Uselton** is from Great Bend, Kan., and played junior college football at Butler Community College. Great Bend is just over 200 miles west of Lawrence, Kan. and the University of Kansas campus.
- ▶ Uselton made his 14<sup>th</sup> straight start at left guard in Memphis' 2015 season opening win over Missouri State last week. He played the first 57 offensive plays of the game.
- ▶ For his career, Uselton has now played 880 of 1,093 offensive snaps (80 percent).
- ▶ While Uselton is a native Kansan, teammate **DaShaughn Terry's** hometown of Blue Springs, Mo., is significantly closer to Lawrence along Interstate 70. A Ksuburb located just to the east of Kansas City, Blue Springs is just 57 miles from Lawrence.
- ▶ Terry is one of four Memphis players from the neighboring state of Missouri. Joining Terry from the state of Missouri are **Gabe Kuhn** (Wildwood, Mo.), **Jace Neville** (Columbia, Mo.) and **Michael Stannard** (Columbia, Mo.).
- ▶ Memphis assistant head coach **Darrell Dickey** was the starting quarterback for Kansas' instate rival, Kansas State from 1979 to 1982. Dickey helped lead K-State to the school's first bowl appearance in school history during a senior season which included a 36-7 win over Jayhawks in Manhattan, Kan.

## FACING ROOKIE COACHES

- ▶ Including back-to-back games to begin the season, Memphis will play five opponents who have first-year coaches.
- ▶ Missouri State's Dave Steckel, previously Missouri's defensive coordinator, made his head coaching debut against Memphis.
- ▶ David Beatty begins his first year as Kansas after serving the previous three seasons as the wide receivers coach and recruiting coordinator at Texas A&M. He twice was on staff at Kansas, first as KU's wide receivers coach (2008-09) and co-offensive coordinator/wide receivers coach (2011).
- ▶ In American Athletic Conference play, Memphis will play against three teams with first-year coaches - Tulsa (Philip Montgomery), Houston (Tom Herman) and SMU (Chad Morris).

## SIGNIFICANT STREAK TO BEGIN 2015

- ▶ Memphis began the 2015 season with the fourth-longest winning streak in NCAA FBS football, having won its last seven games of 2014.
- ▶ With a 63-7 win over Missouri State, the Tigers have extended their win streak to eight games.
- ▶ Heading into this week, only Ohio State (14), Boise State (10 games) and TCU (9 games) have longer win streaks.
- ▶ The current win streak equals the longest since the 1963 Memphis team won its last eight games en route to a 9-0-1 record. The only blemish on the '63 team's ledger was a 0-0 tie against No. 3 Ole Miss the second week of the season.
- ▶ The '63 season included a 17-10 home win over then No. 11 Mississippi State during the eight-game win streak.
- ▶ Over the 1960 and 1961 seasons, Memphis won 10 straight games (Four wins to end 1960 and six victories to begin 1961).
- ▶ During a four-year stretch (1960-63) under coach Billy Murphy, Memphis posted a combined 33-5-1 record (.868).

## THE TURNAROUND

- ▶ Memphis had a seven-win gain from 2013 to 2014. It was the third-best improvement for FBS football teams last year.
- ▶ Memphis equaled a record for program victories with its 10-3 final record. The Tigers were 3-9 in 2013.
- ▶ Both TCU and Air Force had eight-win improvements to tie for most improved team in 2014.
- ▶ Western Michigan also made a seven-win gain in 2014.
- ▶ Memphis' seven-win improvement tied for the ninth-best improvement ever by an FBS program.

## NOTING WS

- ▶ The 2014 season marked just the sixth time a Memphis team won nine games – 1938 (10-0), 1949 (9-1), 1950 (9-2), 1963 (9-0-1), 2003 (9-4) and 2014 (10-3).
- ▶ Prior to 2014, the last time Memphis won nine games was 2003. The last time the Tigers won nine regular-season games was 1963.
- ▶ Memphis' seven conference wins in its second season as a member of the American Athletic Conference in 2014 set a program record.
- ▶ The previous high-water mark for league victories came in 2007, when the Tigers were 6-2 in Conference USA play.

# THE AMERICAN™

## 2015 CONFERENCE STANDINGS

East Division	American	Overall	Streak
Cincinnati	0-0 .000	1-0 1.000	Won 1
UConn	0-0 .000	1-0 1.000	Won 1
ECU	0-0 .000	1-0 1.000	Won 1
USF	0-0 .000	1-0 1.000	Won 1
Temple	0-0 .000	1-0 1.000	Won 2
UCF	0-0 .000	0-1 .000	Lost 1

West Division	American	Overall	Streak
Houston	0-0 .000	1-0 1.000	Won 2
Memphis	0-0 .000	1-0 1.000	Won 8
Navy	0-0 .000	1-0 1.000	Won 5
Tulsa	0-0 .000	1-0 1.000	Won 1
SMU	0-0 .000	0-0 .000	Lost 1
Tulane	0-0 .000	0-0 .000	Lost 4
Cincinnati	0-0 .000	1-0 1.000	Won 1

## 2015 UPCOMING SCHEDULE & RESULTS

### SEPTEMBER 3

Florida International 15, UCF 14  
UConn 20, Villanova 15  
Duke 37, Tulane 7

### SEPTEMBER 4

Baylor 56, SMU 21

### SEPTEMBER 5

Navy 48, Colgate 10  
Temple 27, Penn State 10  
Tulsa 47, Florida Atlantic 44 (ot)  
East Carolina 28, Towson 20  
Cincinnati 52, Alabama A&M 10  
Memphis 63, Missouri State 7  
USF 51, Florida A&M 3  
Houston 52, Tennessee Tech 24

### SEPTEMBER 12

USF at Florida State	ESPN	10:30 a.m.
Army at UConn	CBSSN	11 a.m.
Houston at Louisville	ACC Reg	11 a.m.
Tulane at Georgia Tech	ACC Reg	2:30 p.m.
East Carolina at Florida	ESPN2	6 p.m.
Memphis at Kansas	ESPN3	6 p.m.
North Texas at SMU	ESPN3	6 p.m.
Temple at Cincinnati	ESPNNews	7 p.m.
Tulsa at New Mexico	ESPN3	7 p.m.
UCF at Stanford	FS1	7:30 p.m.

### SEPTEMBER 19

UConn at Missouri	ESPN/2/U	11 a.m.
USF at Maryland	ESPN2/U/News	11 a.m.
Tulsa at Oklahoma	FSN	11 a.m.
Memphis at Bowling Green	ESPN3	2 p.m.
Temple at Massachusetts	ESPN3	2 p.m.
Cincinnati at Miami (Ohio)	ESPN3	2:30 p.m.
East Carolina at Navy	CBSSN	2:30 p.m.
Furman at UCF	ESPN3	5 p.m.
SMU at TCU	FSN	7 p.m.
Maine at Tulane	ESPN3	7 p.m.

### SEPTEMBER 24

Cincinnati at Memphis	ESPN	6:30 p.m.
-----------------------	------	-----------

## TIGER TRENDS

	Fuente	2015
Home	11-9	1-0
Road	6-11	0-0
Neutral	1-0	0-0
Grass	3-3	0-0
Artificial Turf	15-17	1-0
Won Coin Toss	7-10	1-0
Lost Coin Toss	11-10	0-0
<b>Memphis' Record When ...</b>		
Leading after the 1st quarter	13-6	1-0
Trailing after the 1st quarter	5-13	0-0
Tied after the 1st quarter	0-1	0-0
Leading at halftime	15-3	1-0
Trailing at halftime	2-15	0-0
Tied at Halftime	1-2	0-0
Leading after 3rd quarter	18-1	1-0
Trailing after 3rd quarter	0-17	0-0
Tied after 3rd quarter	0-2	0-0
Leading with less than 2:00 to play	16-1	1-0
Trailing with less than 2:00 to play	1-18	0-0
Tied with less than 2:00 to play	1-1	0-0
Scores first	11-7	1-0
Opponent scores first	7-13	0-0
Scores 20+ points	16-9	1-0
Opponent scores 20+ points	3-18	0-0
Holds opponent to 20 points or less	15-2	1-0
Game is decided by 3 points or less	1-2	0-0
Game is decided by 10 points or less	3-9	0-0
<b>Memphis Record With ...</b>		
Less than 150 yards rushing	2-16	0-0
150+ yards rushing	16-4	1-0
200+ yards passing	7-9	1-0
300+ yards passing	3-2	0-0
300+ yards total offense	15-11	1-0
400+ yards total offense	9-2	1-0
500+ yards total offense	5-0	1-0
70+ total plays	9-10	1-0
80+ total plays	7-3	1-0
<b>Memphis' Record When Allowing</b>		
Less than 150 yards rushing	15-11	1-0
150+ yards rushing	3-9	0-0
200+ yards passing	5-15	0-0
300+ yards passing	3-9	0-0
300+ yards total offense	7-18	0-0
400+ yards total offense	2-10	0-0
500+ yards total offense	0-5	0-0
70+ total plays	7-13	0-0
80+ total plays	4-5	0-0
<b>Memphis Record When ...</b>		
Committing fewer turnovers	10-6	1-0
Committing more turnovers	3-11	0-0
Turnovers are the same	5-3	0-0
Having fewer penalty yards	8-6	0-0
Having more penalty yards	10-14	1-0
Leading time of possession	19-8	1-0
Trailing time of possession	7-12	0-0
<b>Memphis' High &amp; Low Water Marks ...</b>		
Largest halftime lead	+42	+42
Largest halftime deficit	-28	--
Highest number of plays	97	81
Lowest number of plays	48	--
Opponent highest number of plays	98	--
Opponent lowest number of plays	50	55
Warmest Game Temperature	94°	94°
Coldest Game Temperature	38°	--°
<b>Memphis Record For ..</b>		
Day Games	9-10	0-0
Night Games (5 p.m. kickoff or later)	9-10	6-3
Games with temperature 40s or below	3-3	0-0
Games with temperatures in 50s	2-3	0-0
Games with temperatures in 60s	6-3	0-0
Games with temperatures in 70s	4-5	0-0
Games with temperatures in 80s	2-3	0-0
Games with temperatures in 90s	1-3	1-0

## MEMPHIS IN OPENERS

- ▶ With last year's 63-0 shutout of Austin Peay, the Tigers snapped a nine-game losing streak in season openers.
- ▶ Memphis has now won its last two season openers by a combined 126-7 score.
- ▶ In its history, Memphis has a 37-60-3 record in season openers. In home openers, the Tigers are 46-49-5.
- ▶ Memphis has now opened its last five seasons at home.
- ▶ Memphis' 63 points scored against Missouri State in the 2015 season opener tied last year's game against Austin Peay for the fourth-most points scored by a Tiger game in Memphis history..
- ▶ Last year's 63 points scored against APSU marked the only time since the 1970s that Memphis scored 60+ points in a game. Now, the Tigers have done it two years in a row.

## THE TIGERS' SCORING NIGHT

- ▶ The nine touchdowns scored against Missouri State – five rushing, three passing and one return – tied for fourth-most in school history.
- ▶ Memphis has now scored 30+ points in its last four games and 40+ points in its last three games.
- ▶ The Tigers closed out 2014 with back-to-back home wins over USF (31-20) and UConn (41-10) before beating BYU in the Miami Beach Bowl (55-48).

## 471 IN 2014

- ▶ Memphis scored a single-season record 471 points during the 2014 season. With 55 points scored in the Miami Beach Bowl, the Tigers shattered the old school mark of 430 points set in 2004.
- ▶ In comparison, the 2013 team scored 234 points. Memphis scored 279 points alone in American Athletic Conference games last year.

## MORE ON SCORING NUMBERS

- ▶ Memphis began the 2014 season by scoring 30+ points in three straight games, and for the year, scored 30+ points 10 times in 2014.
- ▶ The only other time Memphis scored 30+ points nine or more times in a season was 2004.
- ▶ Since 2000, Memphis has scored 40+ points 15 times in conference games.
- ▶ The 2014 Tigers accomplished the 40+ feat four times in conference play – 41 points at Cincinnati; 48 points at SMU; 40 points against Tulsa; 41 points against UConn.
- ▶ The 48 points scored at SMU to begin the Tigers' current eight-game win streak are the most by a Memphis team in an American game and the most in a conference game since a 56-49 loss to No. 14 Louisville on Nov. 4, 2004.
- ▶ The 48 points were the most in a Memphis conference win since a 52-33 victory at Houston on Oct. 13, 2001.
- ▶ The 63-point tally against Austin Peay last year marked the most by a Tiger team since the 1969 squad beat Louisville and its rookie head coach Lee Corso 69-19 in the final game of the season.

## PERSONNEL MATTERS

- ▶ Memphis played 66 total players in its win over Missouri State in the 2015 season opener.
- ▶ Among the 66 players who saw action against Missouri State, a total of 21 players saw their first career action for the Tigers including 11 freshmen - six red-shirt freshmen and five true freshmen.
- ▶ Memphis first-time players by position were - OL **Drew Kyser**, **Ryan Mack**, **Jace Neville**, **Trevon Tate**, **Nick Thomas** and **Cooper Williams**; QB **Clay Holgorsen**; RBs **Jamarius Henderson** and **Darius Lee**; WR **Isaiah Farris**, **Anthony Miller**, **Jae'Lon Oglesby** and **Frank Wims**; DL **Emmanuel Cooper**, **Michael Edwards**, **Jared Gentry** and DL **DeMarco Montgomery**; LB **Curtis Akins**, **Darian Porter** and **Deandre Jordan**; DB **Ty Northern**.
- ▶ Memphis had six, first-time starters in the Missouri State game including true freshman **Drew Kyser**. Also starting for the first time on offense was **Ryan Mack**, a senior graduate transfer from Louisville.
- ▶ Defensively, Memphis had four, first-time starters - MLB **Shareef White**, CB **Dontrell Nelson**, SS **DaShaughn Terry** and CB **Arthur Maulet**.
- ▶ From 2014, Memphis returned 55 total lettermen including 11 starters - eight on offense and three on defense.

## OPELIKA REPRESENT

- ▶ Last year both **Drew Kyser** and **Jared Gentry** were helping Opelika, Ala., High School to the school's first 6A Region 3 championship in seven years. Both saw playing time as true freshmen for the Tigers against Missouri State.
- ▶ Kyser signed with the Tigers in December and enrolled at the University of Memphis for the Spring 2015 semester. Kyser started at center against Missouri State and registered 63 snaps in his collegiate debut, most by a starter in the game.
- ▶ With **Gabe Kuhn** starting all 13 games last year as a red-shirt freshman, Memphis has now started a rookie center in 14 straight games.
- ▶ Gentry had a third-quarter solo tackle in his debut as a defensive lineman for the Tigers against Missouri State.

## FROM ACROSS THE BORDER

- ▶ Memphis' defensive depth chart includes three expected starters out of Olive Branch High School, which is located just over the state line from southeast Memphis in North Mississippi.
- ▶ Linebackers **Wynton McManis** and **Leonard Pegues** along with CB **Dontrell Nelson** are all listed as starters. Former OBHS teammate **Jamil Collins** is listed on the two deep behind Nelson.



- ▶ In addition to the defensive players, Memphis offensive starting lineup includes junior RB **Sam Craft** who also prepped at Olive Branch High School.
- ▶ All told, Memphis has 11 players on its roster from the state of Mississippi. Outside of Tennessee, Mississippi is the most-represented state on the roster.
- ▶ McManis was one of four players to lead the Tigers with three tackles apiece against Missouri State. Collins and Genard Avery (Grenada) each had two tackles against the Bears.

## NUMBERS GAME

- ▶ Memphis had a handful of players make number changes during the off season.
- ▶ Red-shirt sophomore RB **Dorland Dorceus**, who is coming off an injury which sidelined him the last eight games of 2014, will look for a new start in a new number, moving from No. 22 to No. 28.
- ▶ In his first action since late September, 2014, Dorceus carried the ball six times for 19 yards and two touchdowns in the Tigers win over Missouri State. Dorceus scored on runs of two and one yards, marking his second career multi-touchdown game and the first since scoring two on the ground against Austin Peay in 2014.
- ▶ Dorceus has now rushed for 429 yards on 82 carries during a career in which he has seen playing time in 14 career games. He received a medical hardship from the NCAA and the American Athletic Conference which will afford him three more seasons of competition eligibility beginning in 2015.
- ▶ Sophomore DE **Christian Johnson** moves from No. 55 to No. 15 this fall.
- ▶ Junior WR **Greg McKillion** will play his second season as a Tiger in No. 85, after wearing No. 8 in 2014.
- ▶ In donning new numbers, Johnson had a solo tackle against Missouri State. McKillion caught one pass for a career-long 22 yards.

## THREE YEARS OF DEFENSIVE IMPROVEMENT

- ▶ Prior to the arrival of **Justin Fuente** Memphis ranked 117<sup>th</sup> out of 120 FBS teams in total defense (491.00 ypg) and 105<sup>th</sup> in scoring defense (35.08 ppg) in 2011. The Tigers' 299.42 yards allowed passing during the 2011 season ranked 120<sup>th</sup>.
- ▶ In 2014, Memphis ranked 27<sup>th</sup> in total defense (348.5 ypg) and 11<sup>th</sup> in scoring defense (19.5 ppg). The Tigers allowed 228.0 passing yards per game (62<sup>nd</sup>) and 121.5 rushing yards (19<sup>th</sup>).
- ▶ Memphis' defense averaged 5.76 three-and-outs last season. Among teams responding to an NCAA statistical survey, the Tigers ranked fourth.
- ▶ Of Memphis opponents' 191 offensive series in 2014, 75 ended without a first down (39.2 percent).

## AND THE DEFENSE TO BEGIN 2015

- ▶ Memphis' defense held Missouri State to 125 yards in last week's opener.
- ▶ Missouri State managed just 18 net rushing yards and 107 yards passing. The Bears were held to just nine yards rushing in each half.
- ▶ The game marked the first time since last year's season opener against Austin Peay that the Tigers held an opponent to under 200 yards (146 last year against the Governors).
- ▶ Memphis held an opponent to under 50 rushing yards for the first time since the Houston game in 2013 (38).

## A PENALTY-SUSTAINED DRIVE FROM A SHUTOUT

- ▶ Memphis had held Missouri State to just 54 yards of offense in the first half in building a 42-0 lead at the break. The Tigers also marched 80 yards on their first offensive series of the second half to extend their lead to 49-0.
- ▶ Missouri State freshman quarterback Breck Ruddick, a product of Christian Brothers High School in Memphis, engineered a 75-yard drive on MSU's first offensive series of the second half to help the Bears avoid a shutout.
- ▶ The Bears' drive was sustained by a personal foul penalty on a third-and-seven incomplete pass and later a roughing the passer call gave the Bears first down at the UofM two and set up a two-yard touchdown pass.

## MORE ON FLAGS

- ▶ Against Missouri State, Memphis was penalized nine times for 92 yards. The penalty total was the most since the Tigers were flagged nine times for 105 yards at Ole Miss.
- ▶ Other than the Ole Miss and UCLA games (10 penalties for 110 yards vs the Bruins), Memphis averaged just 4.7 penalties for 50.5 yards.
- ▶ Through the opening weekend, Memphis ranks 110th in penalty yards marked off.

## 2015 NCAA RULE CHANGES

Since 2011, the National Football Foundation has partnered with Rogers Redding, the national coordinator of College Football Officiating (CFO), to help generate awareness for the rule changes in college football through a series of regular columns distributed by the NFF. The CFO functions as the national professional organization for all football officials who work games at the collegiate level.

Here are the major rule changes for 2015 as summarized by Redding.

### Crew of Eight Officials

For about thirty years the rules have allowed as many as seven officials on the field. Based on an approved experiment by the Big 12 Conference, the rules now allow for eight officials. The eighth official, the center judge (with the letter "C" on the uniform), is positioned in the offensive backfield opposite the referee.

### Non-Standard Overbuilt Facemasks Are Illegal

This is a facemask characterized by greater weight and closer spacing between the bars. Use of the facemask is a safety issue as opponents can easily get their fingers caught in the tight space. The NFL outlawed this facemask a few years ago.

### Illegal Equipment

**Player is Out for One Play:** Up until now, if the officials noticed that a player was wearing illegal equipment, the team was charged one of its three timeouts. The new rule is that the player must leave the game for at least one play and may not return until the equipment is made legal. His team may burn a timeout to keep him from missing a down, but the equipment must be corrected before he is allowed to play.

### Pregame Warm-Ups

**Teams Guaranteed Access to the Field:** By the new rule, the teams are now guaranteed that they may remain on the field for pregame warm-ups until at least 22 minutes before the opening kickoff. The committee was concerned that teams were being forced to leave the field early because of other pregame activities, and thus were having to spend too much time in the locker room before the kickoff. The new rule may be suspended for a given game by prior mutual agreement of the teams.

### Resetting the Play Clock When the Ball is Not Ready for Play

When the play clock begins its count from 40 seconds, on rare occasions the officials will have difficulty getting a new ball from the sidelines. In such a case after some period of time, the referee will stop the game clock and signal for the play clock to be reset to 25 seconds. In previous years, this was done after 20 seconds had elapsed. This has been changed to 15 seconds, to prevent too much time from running off the clock. This happens very seldom, but there must be a rule to deal with it.

### Helmet off Defensive Player

**Play Clock Set to 40 Seconds:** When a player's helmet comes off, the game clock is stopped, and the player must leave the game for one play. In past years, the play clock has been set to 25 seconds. Last year, however, there were a few situations near the end of a half where this happened with more than 25 seconds on the game clock; this forces the offense to have to snap the ball one more time when they were trying to run out the clock. So now the play clock is set to 40 seconds when a defensive player loses his helmet, and still to 25 seconds when it is a player on offense. This is also consistent with the rule for stopping the game due to an injured player.

### Pushing or Pulling an Opponent off the Pile

**Unsportsmanlike Conduct:** Player safety continues to be a major emphasis of the rules committee. This new rule addresses player action at the end of a fumble play, for example, when several players are scuffling for the ball in a pile. Starting in 2015, if a player forcibly pulls or pushes an opponent off the pile, he is to be charged with unsportsmanlike conduct. Here's why this is important: if a player is flagged for unsportsmanlike conduct twice in the game, he is automatically disqualified after the second offense. The committee believes this will be a major deterrent to this kind of action, which can lead to more trouble and potential injury.

### Sideline Warning Returns

An important point of emphasis for the rules committee and the officials is keeping the sidelines clean. This means that players and coaches are not allowed in the restricted area--the space between the sidelines and the coaches' box and team area. For a long time, the first infraction led to a sideline warning, with no yardage penalty. After a few years the rule was changed to assess a five-yard penalty for the first offense. Now, we are returning to the warning for the first infraction. No yardage penalty will result until the second offense.

### Instant Replay

**Blocking During an On-Side Kick May Be Reviewed:** One of the important rules about kickoffs is that the kicking team is not allowed to touch the ball until it has gone ten yards, unless a receiver touches the ball first. After it has gone ten yards, either team may get the ball. A rule that is not so well known is that the kicking team may not block until they are eligible to touch the ball. The instant replay official (IRO) has always been able to review whether the kick is touched. Starting in 2015, the IRO may also review whether the kicking team blocks before being eligible to touch the ball; if they do, it is a foul. The rules committee feels that because of the enormous potential for the kicking team to get possession of the ball as the result of blocking too early, the IRO should be able to review this play and possibly "create a foul" from the replay booth.



## LYNCH'S CHART ASSAULT

### MEMPHIS CAREER PASSING YARDS

Rk	Player	Years	Yards
1	Danny Wimprine	2001-04	10,215
2	Martin Hankins	2006-07	5,770
3	<b>Paxton Lynch</b>	<b>2013-</b>	<b>5,165</b>
4	Danny Sparkman	1983-85	4,311
5	Lloyd Patterson	1975-78	4,201
6	Steve Mathews	1992-93	3,980
7	Benard Oden	1995-97	2,686
8	Will Hudgens	2005-09	2,681
9	Tim Jones	1986-89	2,668
10	Neil Suber	1998-01	2,646

### MEMPHIS CAREER PASSING TOUCHDOWNS

Rk	Player	Years	TDs
1	Danny Wimprine	2001-04	81
2	Martin Hankins	2006-07	43
3	<b>Paxton Lynch</b>	<b>2013-</b>	<b>32</b>
4	Steve Mathews	1992-93	31
5	Lloyd Patterson	1975-78	30
6	Danny Sparkman	1983-85	27
7	James Earl Wright	1959-61	26
8	Billy Fletcher	1963-65	21

### MEMPHIS CAREER TDS RESPONSIBLE FOR

Rk	Player	Years	TDs
1	Danny Wimprine	2001-04	92
2	DeAngelo Williams	2002-05	55
3	<b>Paxton Lynch</b>	<b>2013-</b>	<b>47</b>
4	Lloyd Patterson	1975-78	45
5	Martin Hankins	2006-07	43
6	James Earl Wright	1959-61	40
7	Dave Casinelli	1960-63	34
8	Steve Mathews	1992-93	32
9	Billy Fletcher	1963-65	31

### MEMPHIS CAREER PASS ATTEMPTS

Rk	Player	Years	Att
1	Danny Wimprine	2001-04	1,469
2	Martin Hankins	2006-07	805
3	<b>Paxton Lynch</b>	<b>2013-</b>	<b>784</b>
4	Danny Sparkman	1983-85	662
5	Lloyd Patterson	1975-78	560

### MEMPHIS CAREER PASS COMPLETIONS

Rk	Player	Years	Comp
1	Danny Wimprine	2001-04	808
2	Martin Hankins	2006-07	487
3	<b>Paxton Lynch</b>	<b>2013-</b>	<b>470</b>
4	Steve Matthews	1992-93	341
5	Danny Sparkman	1983-85	328

## DILLON'S RETURN

- Prior to the 2015 season, Memphis junior DAWG LB **Jackson Dillon** had a career game in the Tigers' Miami Beach Bowl victory over BYU to cap 2014.
- The bowl game certainly provided a forum to introduce the Tigers' defender to a national television audience.
- Against BYU, Dillon had 11 tackles, including eight solo stops. Among Dillon's tackles were three tackles for lost yards (-24 yards) and two quarterback sacks.
- In a game in which the Tigers played 66 total players, Dillon had two tackles against Missouri State. His fumble recovery to stop the Bears' first offensive series set up a five-play, 25-yard scoring drive that put the Tigers up 7-0.

## PRESEASON RECOGNITION

- Memphis QB **Paxton Lynch** leads a group of players who received preseason accolades over the summer months. Lynch is on the watch lists for the Maxwell Award, honoring America's College Player of the Year, and the 2015 Davey O'Brien National Quarterback Award.
- Also, Lynch is on watch lists for the Walter Camp Foundation's 2015 Player of the Year Award, and the Manning Award, sponsored by the Allstate Sugar Bowl.
- TE **Alan Cross** is on the John Mackey Award Watch List, honoring the most outstanding collegiate tight end.
- OL **Gabe Kuhn** is on the Watch List for the Remington Trophy, annually presented to the Most Outstanding Center in NCAA FBS Football.
- OL **Taylor Fallin** is on the watch list for the Rotary Lombardi Award, given annually to the nation's most outstanding down lineman or linebacker.
- LB **Wynton McManis** is on the Wuerffel Trophy watch list as well as a nominee for the 2015 Allstate AFCA Good Works Team.

## PAXTON'S 2015 DEBUT

- Memphis returning starting QB **Paxton Lynch's** day was done against Missouri State late in the first half. Lynch had pass completions of 32 and 12 yards to WR Roderick Proctor during a seven-play, 67-yard drive that put the Tigers up 42-0 with 2:32 to play in the first half. The series was Lynch's last.
- For the game, Lynch completed 8-of-12 passes for 78 yards and a touchdown.


## ADDING UP

- QB **Paxton Lynch** has now started 26 straight games for the Tigers, completing 470-of-774 passes (60.7 completion percentage) for 5,165 yards. He has thrown 32 touchdown passes and scored 47 total TDs (15 rushing).
- Lynch's career passing yards ranks third all-time. He is closing in on Martin Hankins (2006-07) No. 2 total of 5,770 yards.
- Lynch's 32 touchdown passes also ranks third. Hankins had 43 passing TDs in his career to rank second all-time.
- Lynch ranks third in all-time touchdowns responsible for at Memphis with 47. With eight more touchdown passes or TD runs, he will tie DeAngelo Williams for fifth on the Memphis career list.
- Lynch also ranked third all-time at Memphis in pass attempts and pass completions.
- In last year's inaugural Miami Beach Bowl, Lynch was responsible for seven touchdowns, tying an NCAA bowl game record. He was named the game's Most Valuable Player.

## EXPERIENCE BEHIND LYNCH

- Red-shirt freshman QB **Clay Holgorsen** saw his first action for the Tigers and now has 40 plays of experience for the Tigers.
- Holgorsen entered the game for the Tigers' final drive of the first half and played the entire second half.
- The Katy, Texas, native completed 7-of-8 passes for 80 yards and a touchdown.
- Holgorsen hooked up with fellow freshman **Jae'Lon Oglesby** for a four-yard touchdown first. The play marked the first touchdown pass and reception for the tandem.





## TWO TD RECEPTION GAME

- **Mose Frazier** scored on touchdown receptions of 5 and 44 yards to help give the Tigers an early 14-0 lead against Missouri State.
- Frazier's two touchdown catches in the first quarter marked the first time since Marcus Rucker did it in the second quarter of the Middle Tennessee game in 2012.
- Frazier, who graduated from Memphis last May, began his senior season with six catches for 89 yards against the Bears.

## RB SIX PACK

- Memphis used a total of six running backs in the Tigers' 63-7 win over Missouri State. The group combined to help Memphis tally 317 rushing yards against the Bears.
- Memphis notched better than 300 rushing yards for the first time since gaining 303 yards against Austin Peay in last year's season opener.
- **Sam Craft** started at running back for the Tigers and finished the day with 12 carries for 81 yards.
- **Jarvis Cooper** had a bruising 102 yards to set a new career mark and scored two touchdowns in the season-opening victory over the Bears.
- True freshman **Jamarius Henderson** ran for 81 yards and scored the Tigers' final touchdown on a fourth-quarter, six-yard run with 4:42 to play.
- In addition to Craft, Cooper and Henderson, along with **Doroland Dorceus**, **Tearris Wallace** and **Darius Lee** also saw action at running back for the Tigers.

## DEVELOPING DEPTH ON THE LINE

- Memphis utilized 12 different offensive linemen in the season opener against Missouri State.
- True freshman center **Drew Kyser** was in on 63 snaps, most by any lineman during the game.
- **Jace Neville**, **Trevon Tate**, **Nick Thomas** and **Cooper Williams** all saw their first playing time as offensive linemen for the Tigers.
- Memphis had nine linemen get at least 20 snaps in the opener.

## ALL-CONFERENCE KICKER X TWO

- Sophomore PK **Jake Elliott** was named the American Athletic Conference's Special Teams Player of the Year as well as selected to the league's all-conference first-team for a second straight year.
- For 2014, Elliott converted on 21-32 field goals during the year. Of his 11 misses, eight were from 45+ yards.
- Elliott also made all 57 of his PATs, a school record. With five PATs against UConn in the Tigers' regular season finale, Elliott moved past Stephen Gostkowski to break a school mark. Gostkowski kicked 48 PATs in 2004.
- Elliott scored 120 points in 2014. It was just the seventh time a Memphis player has scored 100+ points in a season.

## ELLIOTT'S START TO 2015

- In addition to making nine PATs against Missouri State to tie a school, single-game record, **Jake Elliott** had eight of his 10 kickoffs land in the end zone for touchbacks. Elliott's other two kicks were returned from the four and the goal line.
- For his career, Elliott has booted 80 kickoffs for touchbacks (147 total kickoffs in two-plus seasons).
- Elliott has now scored seven points or more in eight straight games, mirroring the Tigers' current eight-game win streak.
- With 120 points scored, Elliott scored the second-most points in school history in 2014. DeAngelo Williams' 138 points in 2004 remains a school record.
- Elliott's 37 career field goals rank sixth all-time at Memphis. He will move into the top-five for field goals made at Memphis with nine more field goals.
- Elliott has scored 201 career points which ranks eighth all-time at Memphis. John Butler (1986-89) ranks seventh all-time with 214 points.

## KICKING NUMBERS

### MEMPHIS CAREER POINTS SCORED

Rk	Player	Years	Points
1	Stephen Gostkowski	2002-05	369
2	DeAngelo Williams	2002-05	362
3	Joe Allison	1990-93	262
4	Matt Reagan	2006-09	260
5	Ryan White	1998-01	248
6	Dave Casinelli	1960-63	218
7	John Butler	1986-89	214
8	<b>Jake Elliott</b>	<b>2012-</b>	<b>201</b>
9	Jay McCoy	1968-70	171
10	Don Glosson	1983-85	168

### MEMPHIS SEASON POINTS SCORED

Rk	Player	Year	Points
1	DeAngelo Williams	2004	138
2	<b>Jake Elliott</b>	<b>2014</b>	<b>120</b>
3	DeAngelo Williams	2003	114
4	Stephen Gostkowski	2004	108
5	Stephen Gostkowski	2005	101
	Stephen Gostkowski	2003	101
	Joe Allison	1992	101
8	Curtis Steele	2009	96
9	Dave Casinelli	1963	84
10	Matt Reagan	2007	80

### MEMPHIS CAREER FIELD GOALS MADE

Rk	Player	Years	FGs
1	Stephen Gostkowski	2002-05	70
2	Joe Allison	1990-93	51
3	Ryan White	1998-01	49
4	John Butler	1986-89	48
5	Matt Reagan	2006-09	46
6	<b>Jake Elliott</b>	<b>2013-</b>	<b>37</b>
7	Don Glosson	1983-85	34
8	Rusty Bennett	1977-80	30

### MEMPHIS SEASON FIELD GOALS MADE

Rk	Player	Year	FGs
1	Joey Allison	1992	23
2	Stephen Gostkowski	2005	22
3	<b>Jake Elliott</b>	<b>2014</b>	<b>21</b>
4	Stephen Gostkowski	2004	20
5	Stephen Gostkowski	2003	19
6	<b>Jake Elliott</b>	<b>2013</b>	<b>16</b>
	Ryan White	1998	16
	John Butler	1989	16
9	Matt Reagan	2007	15
	Don Glosson	1984	15

## NATIONAL POLLS

### AP TOP 25

1	Ohio State (61)	1-0	1525
2	Alabama	1-0	1420
3	TCU	1-0	1365
4	Baylor	1-0	1252
5	Michigan State	1-0	1198
6	Auburn	1-0	1166
7	Oregon	1-0	1081
8	USC	1-0	1074
9	Notre Dame	1-0	1061
10	Georgia	1-0	981
11	Florida State	1-0	942
12	Clemson	1-0	862
13	UCLA	1-0	833
14	LSU	0-0	653
15	Georgia Tech	1-0	636
16	Texas A&M	1-0	629
17	Ole Miss	1-0	600
18	Arkansas	1-0	480
19	Oklahoma	1-0	469
20	Boise State	1-0	279
21	Missouri	1-0	274
22	Arizona	1-0	259
23	Tennessee	1-0	169
24	Utah	1-0	137
25	Mississippi State	1-0	104

**Others receiving votes:** Wisconsin 79, BYU 74, Northwestern 72, Arizona State 49, Oklahoma State 30, West Virginia 23, Temple 8, Florida 8, Cincinnati 7, Kansas State 7, Minnesota 5, NC State 4, Louisville 4, Western Kentucky 3, California 2, Stanford 1.

### AMWAY COACHES POLL

1	Ohio State (63)	1-0	1599
3	Alabama (1)	1-0	1485
3	TCU	1-0	1464
4	Baylor	1-0	1349
5	Oregon	1-0	1279
6	Michigan State	1-0	1252
7	Auburn	1-0	1190
8	Florida State	1-0	1090
9	Georgia	1-0	1075
10	USC	1-0	1035
11	Notre Dame	1-0	994
12	Clemson	1-0	870
13	UCLA	1-0	801
14	Ole Miss	1-0	735
15	LSU	0-0	734
16	Georgia Tech	1-0	651
17	Oklahoma	1-0	541
18	Arkansas	1-0	495
19	Texas A&M	1-0	418
20	Arizona	1-0	336
21	Missouri	1-0	301
22	Boise State	1-0	277
23	Tennessee	1-0	212
24	Wisconsin	0-1	108
25	Utah	1-0	106

**Others receiving votes:** Mississippi State 97, Arizona State 66, Oklahoma State 52, Northwestern 35, BYU 23, Kansas State 23, South Carolina 22, Duke 15, West Virginia 13, Miami (Fla.) 12, Florida 7, Louisville 6, Marshall 6, Minnesota 5, NC State 4, Nebraska 3, Maryland 3, Temple 3, Pittsburgh 2, Illinois 2, **Memphis 1**, Stanford 1, California 1, Louisiana Tech 1.

## DUAL PUNTERS

- ▶ Memphis utilized two punters throughout the 2014 season – red-shirt freshman **Spencer Smith** and true freshman **Nick Jacobs**.
- ▶ Smith handled punts in all 13 games last, averaging 40.3 yards on 58 punts. He placed 18 inside opponents' 20-yard line.
- ▶ Memphis was forced to punt just four times in the opener against Missouri State. Smith averaged 46.5 yards on four punts, including two of 50+ yards.
- ▶ Jacobs had just a 33.2 punting average, but all 16 of his punts have been downed inside opponents' 20-yard line.

## PUNT RETURNS FOR SCORES

- ▶ **Roderick Proctor** became the first return man to take a punt back for a touchdown since Oct. 16, 2004 when Darron White returned a punt 60 yards early in the first quarter of the Tulane game. Proctor's 63-yard return to cap a 28-point first-quarter for the Tigers ended a stretch of 129 games without a return man taking a punt back for a touchdown.
- ▶ In addition to three punt returns for 84 yards, Proctor caught three passes for 51 yards in the Missouri State win.
- ▶ For his efforts, Proctor was named the American Athletic Conference's Special Teams Player of the Week.
- ▶ Officially however, the Tigers have gone 34 games without a punt returned for a score.
- ▶ **Tevin Jones** was credited with a punt return touchdown in the second game of the 2012 season when he pounced on the ball in the end zone after a blocked punt at Arkansas State.

## KOR TD: It's BEEN AWHILE

- ▶ Memphis has currently gone 217 straight games without returning a kickoff for a touchdown. The streak is generally considered the longest in FBS football.
- ▶ The Tigers' last return of a kickoff for a score came on Nov. 9, 1996, against Tennessee when Kevin Cobb returned a kickoff 95 yards to tie the game at 14-14. The play earned Cobb an ESPN ESPY.
- ▶ **Joe Craig** appeared to break that drought in 2013 when he took a kick from the three, headed to the near sideline and up the field to the end zone in the final minutes of the UCF game. A holding call nullified the return.
- ▶ In 2012, **Bobby McCain** almost broke the streak at Duke. McCain had a 95-yard return to the Duke five in the second quarter of the game.
- ▶ McCain set a school single-game record with the highest kickoff return average (43.7 yards per return) against Duke.

## TIGERS IN OVERTIME GAMES

- ▶ Memphis has been involved in seven overtime games (2-5).
- ▶ The Tigers ended the 2014 season with the first overtime game in five seasons, defeating BYU 55-48 in double overtime at the Miami Beach Bowl.
- ▶ The previous overtime game came in the 2009 season finale at Tulsa. The Golden Hurricane defeated the Tigers 33-30 on Nov. 27, 2009.
- ▶ Prior to the Tulsa game, Memphis' previous overtime game was against SMU and was decided in three overtime periods, 55-52.
- ▶ Memphis has played a total of three, multi-overtime affairs. The Tigers played a three-overtime game against Houston on Oct. 31, 2000. The Cougars won that game 33-30.

## MEMPHIS' OVERTIME GAMES

- ▶ Oct. 31, 2000 vs. Houston (L, 33-30/3 ot) ▶ Nov. 11, 2000 vs. Cincinnati (L, 13-10) ▶ Sept. 24, 2005 at Tulsa (L, 37-31)
- ▶ Nov. 18, 2006 vs. Houston (L, 23-20) ▶ Nov. 24, 2007 vs. SMU (W, 55-52/3 ot) ▶ Nov. 27, 2009 at Tulsa (L, 33-30)
- ▶ Dec. 22, 2014 vs. BYU (W, 55-48/2ot)

## SENIOR CLASS

- ▶ Memphis' 2015 roster includes 15 seniors - DBs **Reggis Ball** and **Dion Witty**, LBs **Wynton McManis** and **Leonard Pegues**, DE **Ricky Hunter**, OLs **Taylor Fallin**, **Ryan Mack**, **Micah Simmons** and **Tyler Useton**, TE **Alan Cross**, WRs **Isaiah Farris**, **Mose Frazier** and **Tevin Jones**, RB **Darius Lee** and QB **Jason Stewart**.
- ▶ In comparison, Memphis had 20 seniors on its 2014 roster.
- ▶ Comparatively, Memphis' previous senior classes under head coach **Justin Fuente** have consisted of 14 seniors apiece.
- ▶ Memphis has 27 juniors on this year's squad.

## ACADEMICS & TIGER DEGREES

- ▶ Memphis Football recorded its highest grade-point average in program history and its highest graduation success rate over the last year.
- ▶ Memphis's 2015 roster includes five graduates - **Alan Cross** (B.S. in Chemistry), **Mose Frazier** (B.S. in Business Management), **Ryan Mack** (B.S. in Justice Management from Louisville) and **Micah Simmons** (Health & Sports Science).
- ▶ Over the course of the 2014-15 academic year, which ended with August's summer commencement, the balance of the 2014 senior class earned their bachelor's degree from the University of Memphis.
- ▶ The UofM had 22 football student-athletes graduate over the past year.
- ▶ The 2014 Memphis roster additionally included four players who returned for their final year of eligibility as UofM graduates – **Al Bond**, **Brandon Hayes**, **Martin Ifedi** and **Melvin Jones**.



## ACADEMIC RECOGNITION

- ▶ Memphis senior OL **Micah Simmons**, who is one of the five college graduates on this year's team, is a nominee for the National Football Foundation's Scholar-Athlete Awards.
- ▶ Presented by Fidelity Investments, the awards were established in 1959 as the first initiative in history to honor scholar-athletes with post-graduate scholarships for their combined athletic, academic and leadership abilities. In 2011, Fidelity Investments became the first official sponsor in the 54-year history of the prestigious program, which has awarded more than \$10.7 million to 804 individuals since its inception.
- ▶ The program currently provides \$313,000 each year in postgraduate scholarships to the nation's top scholar-athletes from all levels of collegiate play.
- ▶ Nominated by their schools, which are limited to one nominee each, candidates must be a senior or graduate student in their final year of eligibility, have a grade point average of at least 3.2 on a 4.0 scale, have outstanding football ability as a first team player and have demonstrated strong leadership and citizenship.
- ▶ Simmons graduated from the University of Memphis in May with a bachelor's degree in Health and Sports Science. As an undergraduate, Simmons carried a 3.63 grade-point average.
- ▶ Simmons is carrying a second degree in Health and Sports Performance.
- ▶ On the playing field, Simmons has seen action in 33 games, starting eight contests. He has played 869 snaps while seeing action at all three interior line positions (right and left guard as well as center).

## KROGER TICKETS & THE MILLION MEALS CHALLENGE

- ▶ Fans purchased 7,186 tickets for the Missouri State game at area Kroger stores.
- ▶ With the number of tickets purchased, Memphis fans were part of an effort which will generate 57,488 total meals to help fight hunger through the Mid-South Food Bank.
- ▶ Memphis is once again participating in the "Million Meals Challenge" with Ole Miss and Mississippi State.

## EXPANDED TELEVISION COVERAGE

- ▶ ESPN announced in late August the launch of ESPN College Extra, a new college sports service that will bring hundreds of ESPN3 exclusive live college sports events to television.
- ▶ The live events will be accessible to customers of AT&T U-verse and DIRECTV, which is now part of the AT&T family – Bright House Networks, Cox, Time Warner Cable, Verizon FiOS and select NCTC members at launch on Sept. 5 with the start of the 2015 football season.
- ▶ ESPN College Extra live events will be delivered to fans on up to eight channels through a sports tier or other affiliated TV package.
- ▶ All exclusive events will continue to be made available on ESPN3 at not additional charge to fans with affiliated Internet or video subscriptions. ESPN3 is accessible to more than 99 million households nationwide online at WatchESPN.com, on smart phones and tablets via the Watch ESPN app and streamed on televisions through Amazon Fire TV and Fire TV stick, Apple TV, Chromecast, Roku, Xbox 360 and Xbox One.
- ▶ The opening weekend of ESPN College Extra will include 12 live games. The Missouri State/Memphis game is one of five American Athletic Conference games to be showcased on Sept. 5.

## NATIONAL AIR TIME

- ▶ Memphis' next home game will be a nationally-televised Thursday night game against the American Athletic Conference's East Division favorite, Cincinnati, on Sept. 24. Kickoff for that game is 6:30 p.m.
- ▶ Saturday's game against Kansas will be broadcast nationally on satellite radio. The KU broadcast will be available on Sirius Channel 108 and XM channel 199.

## TIGERS IN THE NFL

### MEMPHIS' CURRENT NFL PLAYERS

- ▶ Lonnie Ballentine, FS, Houston Texans
- ▶ Akeem Davis, S, Washington Redskins
- ▶ Jordan Devey, OL, San Francisco 49ers
- ▶ Stephen Gostkowski, PK, New England Patriots
- ▶ Ronald Leary, OL, Dallas Cowboys
- ▶ Bobby McCain, CB, Miami Dolphins
- ▶ Clinton McDonald, DT, Tampa Bay Buccaneers
- ▶ Dontari Poe, DT, Kansas City Chiefs
- ▶ DeAngelo Williams, RB, Pittsburgh Steelers

### NFL HISTORY:

#### TIGER GREATS WHO PLAYED IN THE LEAGUE

- ▶ Charlie Babb, DB, Member of the Miami Dolphins undefeated, Super Bowl VIII championship team (1972-79).
- ▶ Marcus Bell, DT, Memphis' current Director of High School Relations played for the Arizona Cardinals, Detroit Lions and New York Giants (2001-07).
- ▶ John Bramlett, LB, Pro Bowl player for both the Denver Broncos and Miami Dolphins before concluding playing career with the New England Patriots and Atlanta Falcons (1965-71).
- ▶ Isaac Bruce, WR, Four-time Pro Bowl selection whose 15,208 receiving yards ranks fourth all-time in the league. Played for the St. Louis Rams and San Francisco 49ers (1994-2008).
- ▶ Ken Irwin, DB, Played for the Buffalo Bills, New Orleans Saints and Minnesota Vikings (1995-2005). Inducted into the University of Memphis Athletic Hall of Fame earlier this year.
- ▶ Harry Schuh, OT, A member of the Oakland Raiders' All-Time Team who played in the second AFL-NFL World Championship Game. Was an All-Pro player for the Raiders before concluding his playing career with the Los Angeles Rams and Green Bay Packers (1965-74).





## STADIUM FACTS

Capacity	59,308
Surface	AstroTurf®
Location	335 South Hollywood, Memphis
First Game	Sept. 18, 1965
Opponent	Ole Miss
Score	Ole Miss 34, Memphis 14
All-Time LBMS Record	154-141-7
Most Points Scored	69 vs. Louisville (1969)
Most Points Scored by Opponent	59, Miss. State (2011)

## TOP CROWDS

1996	Tennessee	65,885
1991	Mississippi	65,483
1992	Tennessee	65,234
1987	Mississippi	64,187
2000	Tennessee	63,121
2006	Tennessee	61,783
1989	Mississippi	59,795
1999	Mississippi	57,523
1989	Arkansas State	57,500
1988	Tennessee	55,173
2005	Mississippi	53,339
1981	Mississippi	53,170
1979	Mississippi	53,166
2004	Louisville	52,384

## TOP CROWDS (DISCOUNTING SEC OPPONENTS)

1989	Arkansas State	57,500
2004	Louisville	52,384
1990	Arkansas State	50,178
2003	USF	47,875
2005	UAB	47,669
2004	Southern Miss	47,163
2005	Marshall	46,403
2014	Middle Tennessee	46,378
2013	Duke	44,237
2003	Louisville	44,081
1984	Louisiana-Lafayette	42,256
2008	Louisville	40,248
2003	East Carolina	40,131
1984	North Carolina	39,851
1983	Virginia Tech	39,528
2012	UT Martin	39,076

## LIBERTY BOWL MEMORIAL STADIUM

The University of Memphis football program is fortunate to have one of the finest facilities in the nation in which to play its home games. Liberty Bowl Memorial Stadium, "built by the citizens of Memphis," is a memorial to the veterans of World War I, World War II and the Korean War. The renovated 61,000-seat facility, built in 1965 at a cost of \$3.7 million by the city of Memphis, is operated by the Memphis Park Services Department.

The Tigers inaugurated the stadium in the fall of 1965 and in 50-plus years, have compiled a 154-141-7 record in the Liberty Bowl. The stadium features an AstroTurf® playing surface, spacious locker rooms and a four-level press box which features a VIP stadium club. The playing surface, which had been natural grass through the 2004 season, was replaced with a FieldTurf surface prior to the 2005 campaign. For the 2012 season, the surface changed to AstroTurf®, a surface used in several FBS collegiate and NFL stadiums. The field surface upgrade was part of major renovations to the stadium for 2012.

The centerpiece of the 2012 renovations at Liberty Bowl Memorial Stadium was a \$2.5 million video scoreboard and sound system. A generous donation provided by Fed Ex to the U of M paved the way for the video board/sound system upgrades.

The south end zone features a 98x48-foot, state-of-the-art video board with a sound system located on the sides of the structure. The speakers and cap/crown of the scoreboard makes the structure's actual size grow to 106 feet by 58 feet. According to available statistics, the board is one of the top-10 largest video boards in the nation.

In 2012, the north end zone was updated with an LED board that is 38x10 feet in size.

In addition to the \$850,000 FieldTurf playing surface for the 2005 season, the Liberty Bowl underwent several aesthetic changes the last six years (2005-11) that made the stadium look more like the "Home of the Tigers."

Prior to the start of the 2006 season, Jim McDonald of McDonald Outdoor provided several large photo wraps on the walls of the stadium's entrances to welcome Tigers fans. Graphics wraps were unveiled around the stadium's interior in 2008, and a face-lift project for the stadium's restrooms on the lower concourse was completed prior to the start of the season.

A major renovation project took place at the Liberty Bowl prior to the start of the 2009 season when the Tigers and visitors' locker rooms both

underwent makeovers. The most notable change was the separation of the two locker rooms in the north tunnel. The Tigers' locker room remained in the north tunnel, while the visitors' locker room moved to the stadium's south tunnel.

Renovations in both 2009 and 2013 have brought the stadium into compliance with ADA specifications. The two separate renovations lowered the stadium's capacity from 62,380 to 59,308.

In the spring of 2010, the Memphis City Council approved a \$15.7 million capital improvements budget to upgrade the grounds surrounding the Liberty Bowl. Included in the renovations was the construction of a grand entrance off East Parkway which City Council approved naming "Tiger Lane" in honor of the facility's longest tenant — the University of Memphis. "Tiger Lane" officially opened Sept. 18, 2010, when Memphis hosted Middle Tennessee.

Prior to the recent upgrades in the 2000s, the previous major renovation came in 1987 to a tune of \$19.5 million. Included in the 1987 facelift were the addition of the sky-suites located on the east side of the stadium, approximately 12,000 seats in the stands and a stadium club to accommodate donors. Other areas of the stadium also were vastly improved, including the lighting system, playing surface, handicap seating area, concession stands and restroom facilities.

In December of 1983, city of Memphis officials named the playing surface Rex Dockery Field in honor of the late Tigers coach who was killed in a plane crash.

The stadium also hosts the annual AutoZone Liberty Bowl Game, as well as the Southern Heritage Classic. In spring of 2011, the world-renowned 'Memphis In May' BBQ Contest was moved to "Tiger Lane" from Tom Lee Park on the Mississippi River as a result of flooding in that area.

Throughout the 50-year history, several professional teams have called the Liberty Bowl home. In 1974, the Grizzlies of the World Football League played their only season in Memphis. From 1978-80, the stadium hosted the Memphis Rogues of the North American Soccer League, and later in 1984-85, the Showboats of the U.S. Football League (USFL). Three other professional football organizations spent one season in the Liberty Bowl, including the XFL's Memphis Maniax (2001), the NFL's Tennessee Oilers (1997) and the CFL's Memphis Mad Dogs (1995).

## MEMPHIS DEPTH CHART

## OFFENSE

<b>QB</b>	12	Paxton Lynch	6-7	245	r-Jr./2L	Deltona, Fla./Trinity Christian Academy
	10	Clay Hologorsen	6-1	195	r-Fr./SQ	Katy, Texas/James E. Taylor HS
<i>-or-</i>	7	Brady Davis	6-4	205	Fr./HS	Starkville, Miss./Starkville HS
<b>RB</b>	11	Sam Craft	6-0	210	Jr./2L	Memphis, Tenn./Olive Branch HS
	25	Jarvis Cooper	6-1	245	So./1L	West Memphis, Ark./West Memphis Senior HS
<b>WR</b>	87	Tevin Jones	6-2	225	r-Sr./3L	League City, Texas/Clear Creek HS
	3	Anthony Miller	5-11	190	r-So./SQ	Memphis, Tenn./Christian Brothers HS
<b>WR</b>	89	Phil Mayhue	6-3	210	So./1L	Sicklerville, N.J./Winslow Township HS/Atlanta Sports Acad.
	18	Roderick Proctor	5-11	175	So./1L	Orlando, Fla./Dr. Phillips HS
<b>WR</b>	5	Mose Frazier	5-11	190	r-Sr./2L	Memphis, Tenn./Whitehaven HS
	19	Jae'Lon Oglesby	5-11	175	Fr./HS	Central, S.C./D.W. Daniel HS/Fork Union Military Academy
<b>TE</b>	40	Alan Cross	6-1	235	r-Sr./3L	Millington, Tenn./Millington HS
	80	Daniel Montiel	6-3	240	r-Jr./2L	Arlington, Texas/Arlington HS
<b>LT</b>	77	Taylor Fallin	6-6	330	r-Sr./3L	Bowie, Md./Hargrave Military Academy
	65	Christopher Roberson	6-7	330	r-Jr./2L	Memphis, Tenn./Central Baptist School
<b>LG</b>	63	Tyler Useton	6-3	310	Sr./1L	Great Bend, Kan./Great Bend HS/Butler CC
	75	Michael Stannard	6-2	290	r-Jr./2L	Columbia, Mo./Rock Bridge HS
<b>C</b>	71	Gabe Kuhn	6-4	295	r-So./1L	Wildwood, Mo./Lafayette HS
	54	Drew Kyser	6-5	300	Fr./HS	Opelika, Ala./Opelika HS
<b>RG</b>	70	Micah Simmons	6-3	295	Sr./3L	Lindale, Texas/Lindale HS
	64	Zach Collins	6-4	290	r-So./1L	Memphis, Tenn./Harding Academy
<b>RT</b>	74	Ryan Mack	6-5	310	Sr./TR	Memphis, Tenn./Wooddale HS/Louisville
	72	Trevon Tate	6-4	280	r-Fr./SQ	Houston, Texas/North Shore HS

## DEFENSE

<b>DE</b>	14	Latarius Brady	6-2	280	r-Jr./2L	Memphis, Tenn./East HS
	55	Christian Johnson	6-5	255	r-So./1L	Memphis, Tenn./Southwind HS
<b>NT</b>	58	Donald Pennington	6-2	295	r-Jr./2L	Amite, La./Amite HS
	98	Jared Gentry	6-2	325	Fr./HS	Opelika, Ala./Opelika HS
<b>DE</b>	48	Ernest Suttles	6-5	265	r-So./1L	Tampa, Fla./Gaither HS
	91	Ricky Hunter	6-3	290	r-Sr./3L	Auburn, Ala./Loachapoka HS
<b>DAWG</b>	34	Jackson Dillon	6-6	245	Jr./2L	Ringling, Okla./Ringling HS
	13	DeMarco Montgomery	6-3	245	Jr./Tr	Atmore, Ala./Spanish Fort HS/East Mississippi CC
<b>WLB</b>	45	Noah Robinson	6-4	225	So./1L	Worcester, Mass./Doherty Memorial HS/Atlanta Sports Academy
	6	Genard Avery	6-1	255	So./1L	Grenada, Miss./Grenada HS
<b>MLB</b>	53	Leonard Pegues	5-11	240	Sr./3L	Olive Branch, Miss./Olive Branch HS
	30	Shareef White	6-1	230	So./1L	Grenada, Miss./Grenada HS
<b>SLB</b>	16	Wynton McManis	6-1	225	Sr./3L	Olive Branch, Miss./Olive Branch HS
	33	Phillip Sumpter	5-11	200	r-So./1L	Edmond, Okla./Santa Fe HS
<i>-or-</i>	29	Darian Porter	6-3	230	So./TR	Louisville, Ky./Seneca HS/Mt. San Jacinto College
<b>CB</b>	10	Dontrell Nelson	6-1	180	Jr./2L	Olive Branch, Miss./Olive Branch HS
	9	Jamil Collins	5-11	170	r-So./1L	Olive Branch, Miss./Olive Branch HS
<b>FS</b>	39	Reggis Ball	5-11	210	r-Sr./3L	Stone Mountain, Ga./Stephenson HS
	27	Dion Witty	5-10	190	Sr./3L	Coral Springs, Fla./Coral Springs HS
<b>SS</b>	32	DaShaughn Terry	6-0	190	r-So./1L	Blue Springs, Mo./Blue Springs HS/Iowa Western JC
	17	Chris Morley	5-11	195	r-Jr./2L	Plantation, Fla./South Plantation HS
<b>CB</b>	12	Chauncey Lanier	5-10	185	r-Jr./2L	Davie, Fla./Nova HS
	8	Arthur Maulet	5-11	190	Jr./TR	Harvey, La./Bonnabel HS/Copiah-Lincoln CC

## SPECIAL TEAMS

<b>KOR</b>	11	Sam Craft	6-0	210	Jr./2L	Memphis, Tenn./Olive Branch HS
	19	Jae'Lon Oglesby	5-11	175	Fr./HS	Central, S.C./D.W. Daniel HS/Fork Union Military Academy
<b>PR</b>	18	Roderick Proctor	5-11	165	So./1L	Orlando, Fla./Dr. Phillips HS
	3	Anthony Miller	5-11	190	r-So./SQ	Memphis, Tenn./Christian Brothers HS
<b>P</b>	36	Spencer Smith	6-1	175	r-So./1L	Newnan, Ga./East Coweta HS
	47	Nick Jacobs	6-1	190	So./1L	Melbourne, Victoria, Australia/Brighton Grammar
<b>PK</b>	46	Jake Elliott	5-10	165	Jr./2L	Western Springs, Ill./Lyons Township HS
	36	Spencer Smith	6-1	175	r-So./1L	Newnan, Ga./East Coweta HS
<b>LS</b>	41	Trevor Morgan	6-1	210	Jr./2L	Fayetteville, Ga./Whitewater HS
	52	Tim Belles	6-5	250	Fr./HS	Germantown, Tenn./Houston HS
<b>H</b>	35	Evan Michael	6-1	230	r-So./1L	Germantown, Tenn./Christian Brothers HS

## PRONUNCIATION KEYS

Genard Avery.....Jah-nard  
 Reggis Ball.....REE-Jus  
 Latarius Brady.....Luh-ter-E-us  
 Doroland Dorceus.....DOOR-uh-luhn DOR-CEE-us  
 Mose Frazier.....MOZ  
 Jamarius Henderson.....Juh-mer-E-us  
 Khalil Johnson.....Kah-LEEL  
 Tevin Jones.....Teh-vin  
 Gabe Kuhn.....CUN  
 Arthur Maulet.....Mahl-et  
 Daniel Montiel.....Mon-TEEL  
 Jae'Lon Oglesby.....JA-lon

Leonard Pegues.....Puh-GEES  
 Joseph Prevost.....PREE-VOST  
 Nick Raby.....RA-BE  
 Christopher Roberson.....Rob-er-son  
 Mechane Slade.....Meh-SHANE  
 Michael Stannard.....Stan-erd  
 DaShaughn Terry.....Da-Shawn  
 Malik Thomas.....Muh-LEEK  
 Tyler Useton.....Us-uhl-ton  
 Tearris Wallace.....Tehr-us  
 Shareef White.....Sha-REEF

## PARTICIPATION

No	Name, Pos	'12	'13	'14	'15	Total
2	Ty Northern, DB	-	-	-	1/0	1/0
3	Anthony Miller, WR	-	-	-	1/0	1/0
4	Robert Davis, RB	-	-	3/0	-	3/0
5	Mose Frazier, WR	-	12/3	13/7	1/1	26/11
6	Genard Avery, LB	-	-	13/1	1/0	14/1
7	Curtis Atkins, LB	-	-	-	1/0	1/0
8	Arthur Maulet, DB	-	-	-	1/1	1/1
9	Jamil Collins, DB	-	-	1/0	1/0	2/0
10	Clay Hologorsen, QB	-	-	-	1/0	1/0
10	Dontrell Nelson, DB	-	9/0	12/0	1/1	22/1
11	Sam Craft, ATH	-	12/8	8/6	1/1	21/15
12	Chauncey Lanier, DB	-	8/0	12/0	1/0	21/0
12	Paxton Lynch, QB	-	12/12	13/13	1/1	26/26
13	DeMarco Montgomery, DL	-	-	-	1/0	1/0
14	Latarius Brady, DL	-	12/0	13/7	1/1	26/8
15	Christian Johnson, DL	-	-	6/0	1/0	7/0
15	Jason Stewart, QB	-	-	5/0	-	5/0
16	Wynton McManis, LB	12/8	12/0	10/6	1/1	35/15
17	Chris Morley, DB	-	12/0	10/0	1/0	23/0
18	Roderick Proctor, WR	-	-	13/3	1/0	14/3
10	Jae'Lon Oglesby, WR	-	-	-	1/0	1/0
23	B.J. Ross, DB	-	12/0	13/0	1/0	26/0
24	Tearris Wallace, RB	-	-	3/0	1/0	4/0
25	Jarvis Cooper, RB	-	-	13/0	1/0	14/0
26	Jamarius Henderson, RB	-	-	-	1/0	1/0
27	Dion Witty, DB	-	8/0	11/2	1/0	20/2
28	Doroland Dorceus, DB	-	9/1	5/0	1/0	15/1
29	Darian Porter, LB	-	-	-	1/0	1/0
30	Shareef White, LB	-	-	12/0	1/1	13/1
31	Anthony Young, DB	-	-	7/0	-	7/0
32	DaShaughn Terry, DB	-	-	13/0	1/1	14/1
33	Phillip Sumpter, DB	-	-	2/0	1/0	3/0
34	Jackson Dillon, DAWG	-	12/8	13/12	1/1	26/21
34	Darius Lee, RB	-	-	-	1/0	1/0
35	Evan Michael, P	-	-	13/0	1/0	14/0
35	Frank Wims, WR	-	-	-	1/0	1/0
36	Spencer Smith, P	-	-	13/0	1/0	14/0
39	Reggis Ball, DB	12/0	12/2	13/11	1/1	38/14
40	Alan Cross, TE	12/10	11/10	13/11	1/1	38/32
41	Isaiah Farris, WR	-	-	-	1/0	1/0
41	Trevor Morgan, LS	-	12/0	13/0	1/0	26/0
43	Deandre Jordan, LB	-	-	-	1/0	1/0
45	Noah Robinson, LB	-	-	13/1	1/1	14/2
46	Jake Elliott, PK	-	12/0	13/0	1/0	26/0
47	Nick Jacobs, P	-	-	10/0	-	10/0
48	Ernest Suttles, DL	-	-	13/8	-	13/8
50	Lenard Harden, LB	-	7/0	2/0	1/0	10/0
51	Jace Neville, OL	-	-	-	1/0	1/0
53	Leonard Pegues, LB	12/0	12/0	13/0	-	37/0
54	Drew Kyser, OL	-	-	-	1/1	1/1
57	Alexander Karr, OL	-	-	3/0	-	3/0
58	Donald Pennington, DL	-	10/2	12/0	1/1	23/3
60	Cooper Williams, OL	-	-	-	1/0	1/0
63	Tyler Useton, OL	-	-	13/13	1/1	14/14
64	Zach Collins, OL	-	-	13/3	1/0	14/3
65	Chris Roberson, OL	-	11/0	13/0	1/0	25/0
70	Micah Simmons, OL	12/3	10/5	9/0	1/1	32/9
71	Gabe Kuhn, OL	-	-	13/13	-	13/13
72	Trevon Tate, OL	-	-	-	1/0	1/0
74	Ryan Mack, OL	-	-	-	1/1	1/1
75	Michael Stannard, OL	11/0	-	12/6	1/0	24/6
77	Taylor Fallin	8/2	12/10	13/12	1/1	34/25
78	Nick Thomas, OL	-	-	-	1/0	1/0
80	Daniel Montiel, TE	-	9/0	10/3	1/0	20/3
83	Daniel Hurd, WR	-	11/2	5/0	1/0	17/2
84	Robby Young, TE	-	-	9/0	1/0	10/0
85	Greg McKillion, WR	-	-	8/0	1/0	9/0
87	*Tevin Jones, WR	12/1	12/7	13/10	1/1	39/19
88	Drew Bishop, WR	-	4/0	10/0	-	14/0
89	Phil Mayhue, WR	-	-	13/1	1/1	14/2
91	Ricky Hunter, DL	12/5	12/8	13/2	1/1	38/16
93	Cortez Crosby, DL	-	-	13/0	1/1	14/0
95	Michael Edwards, DL	-	-	-	1/0	1/0
96	Emanuel Cooper, DL	-	-	-	1/0	1/0
98	Jared Gentry, DL	-	-	-	1/0	1/0

\*Played one game in 2011

## MEMPHIS TIGERS NUMERICAL ROSTER

No.	Name	Pos.	Ht.	Wt.	Cl./Exp.	Hometown/Last School	No.	Name	Pos.	Ht.	Wt.	Cl./Exp.	Hometown/Last School
2	Ty Northern	DB	6-1	190	RS Jr./SQ	Tunica, Miss./Rosa Fort HS/Pearl River CC	45	Nick Raby	TE	6-4	240	Fr./HS	Cape Coral, Fla./Baker HS
3	Anthony Miller	WR	5-11	190	RS So./SQ	Memphis, Tenn./Christian Brothers HS	45	Noah Robinson	LB	6-4	225	So./1L	Worcester, Mass./Doherty Memorial HS/ Atlanta Sports Academy
4	Robert Davis	RB	5-9	165	RS So./1L	Tampa, Fla./Carrollwood Day HS	46	Jake Elliott	PK	5-10	165	Jr./2L	Western Springs, Ill./Lyons Township HS
5	Mose Frazier	WR	5-11	190	RS Sr./2L	Memphis, Tenn./Whitehaven HS	46	Vincent Wilkerson	WR	5-11	195	RS Fr./SQ	Mequon, Wisc./Homestead HS
6	Genard Avery	LB	6-1	255	Soph./1L	Grenada, Miss./Grenada HS	47	Devonte Howard	WR	5-9	170	RS Fr./SQ	Bryant, Ark./Bryant HS
7	Curtis Akins	LB	6-2	230	RS Fr./SQ	Byhalia, Miss./Byhalia HS	47	Nick Jacobs	P	6-1	195	So./1L	Melbourne, Victoria, Australia/ Brighton Grammar School
7	Brady Davis	QB	6-4	205	Fr./HS	Starkville, Miss./Starkville HS	48	Ernest Suttles	DE	6-5	265	RS So./1L	Tampa, Fla./Gaither HS
7	Kedarian Jones	WR	6-1	175	Fr./HS	Dallas, Texas/Kimball HS	49	Joseph Prevost	LB	6-1	220	Fr./HS	Marrero, La./Archbishop Shaw HS
8	Arthur Maulet	DB	5-11	190	Jr./TR	Harvey, La./Bonnabel HS/ Co-Lin CC	50	Lenard Harden	LB	5-11	205	Jr./2L	Memphis, Tenn./Ridgeway HS
9	Jamil Collins	DB	5-11	170	RS So./1L	Olive Branch, Miss./Olive Branch HS	51	Jace Neville	OL	6-6	290	RS Fr./SQ	Columbia, Mo./Rock Bridge HS
10	Clay Holgorsen	QB	6-1	195	RS Fr./SQ	Katy, Texas/James E. Taylor HS	51	Austin Scott	DE	5-10	240	RS Jr./SQ	Memphis, Tenn./First Assembly Christian
10	Dontrell Nelson	DB	6-1	180	Jr./2L	Olive Branch, Miss./Olive Branch HS	52	Tim Belles	LS	6-5	250	Fr./HS	Germantown, Tenn./Houston HS
11	Sam Craft	ATH	6-0	210	Jr./2L	Memphis, Tenn./Olive Branch HS	53	Leonard Pegues	LB	5-11	240	Sr./3L	Olive Branch, Miss./Olive Branch HS
12	Chauncey Lanier	DB	5-10	185	RS Jr./2L	Davie, Fla./Nova HS	54	Drew Kyser	OL	6-5	300	Fr./HS	Opelika, Ala./Opelika HS
12	Paxton Lynch	QB	6-7	245	RS Jr./2L	Deltona, Fla./Trinity Christian Academy	56	Ross Burcham	LB	6-5	215	Fr./HS	Adamsville, Tenn./Adamsville HS
13	Kedarian Jones	WR	6-1	175	Fr./HS	Dallas, Texas/Kimball HS	57	Alexander Karr	OL	6-5	285	RS So./1L	Bartlett, Tenn./Christian Brothers HS
13	DeMarco Montgomery	DE	6-3	245	Jr./TR	Atmore, Ala./Spanish Fort HS/East Miss CC	58	Donald Pennington	DL	6-2	295	RS Jr./2L	Amite, La./Amite HS
14	Latarious Brady	DE	6-2	280	RS Jr./2L	Memphis, Tenn./East HS	59	Brytain Peddy	OL	6-5	310	Fr./HS	Munford, Tenn./Munford HS
15	Christian Johnson	DE	6-5	255	RS So./1L	Memphis, Tenn./Southwind HS	60	Cooper Williams	OL	6-0	280	RS Fr./SQ	Memphis, Tenn./Christian Brothers HS
15	Jason Stewart	QB	6-3	205	Sr./1L	Alexandria, Va./Hayfield Secondary HS/ Fort Scott CC	61	Christos Aloizos	OL	6-4	295	RS Jr./SQ	Ardsey, N.Y./Archbishop Stepinac HS/ Western Illinois
16	Wynton McManis	LB	6-1	225	Sr./3L	Olive Branch, Miss./Olive Branch HS	63	Tyler Uselton	OL	6-3	310	Sr./1L	Great Bend, Kan./Great Bend HS/Butler CC
17	Chris Morley	DB	5-11	195	RS Jr./2L	Plantation, Fla./South Plantation HS	64	Zach Collins	OL	6-4	290	RS So./1L	Memphis, Tenn./Harding Academy
18	Roderick Proctor	WR	5-11	175	So./1L	Orlando, Fla./Dr. Phillips HS	65	Christopher Roberson	OL	6-7	330	RS Jr./2L	Memphis, Tenn./Central Baptist School
19	Jae'Lon Oglesby	WR	5-11	175	Fr./HS	Central, S.C./D.W. Daniel HS/Fork Union Military Academy	67	Jordan Pagan	OL	6-3	313	Jr./TR	Flushing, N.Y./Holy Cross/Alan Hancock JC
21	Kam Prewitt	DB	5-11	175	Fr./HS	Pinson, Ala./Clay-Chalkville HS	70	Micah Simmons	OL	6-3	295	Sr./3L	Lindale, Texas/Lindale HS
22	Tony Pollard	WR	5-11	200	Fr./HS	Memphis, Tenn./Melrose HS	71	Gabe Kuhn	OL	6-4	295	RS So./1L	Wildwood, Mo./Lafayette HS
23	B.J. Ross	DB	5-9	185	Jr./2L	Melbourne, Fla./Palm Bay HS	72	Trevon Tate	OL	6-4	280	RS Fr./SQ	Houston, Texas/North Shore HS
24	Tearris Wallace	RB	5-10	220	RS So./1L	Bentonville, Ark./Bentonville HS	73	Keenen Davis	OL	6-5	295	Fr./HS	Horn Lake, Miss./Horn Lake HS
25	Jarvis Cooper	RB	6-1	245	So./1L	West Memphis, Ark./W Memphis HS	74	Ryan Mack	OL	6-5	310	Sr./TR	Memphis, Tenn./Wooddale HS/Louisville
25	Austin Hall	DB	6-2	195	Fr./HS	Collierville, Tenn./Collierville HS	75	Michael Stannard	OL	6-2	290	RS Jr./2L	Columbia, Mo./Rock Bridge HS
26	Jamarius Henderson	RB	5-11	210	Fr./HS	Ozark, Ala./Dale County HS	77	Taylor Fallin	OL	6-6	330	RS Sr./3L	Bowie, Md./Hargrave Military Academy
27	Dion Witty	DB	5-10	190	Sr./3L	Coral Springs, Fla./Coral Springs HS	78	Nick Thomas	OL	6-2	285	RS Fr./SQ	Bartlett, Tenn./Bartlett HS
28	Doroland Dorceus	RB	5-10	215	RS So./1L	New Orleans, La./Spring (Texas) HS	80	Daniel Montiel	TE	6-3	240	RS Jr./2L	Arlington, Texas/Arlington HS
29	Darian Porter	LB	6-3	215	So./TR	Louisville, Ky./Seneca HS/Mt. San Jacinto	81	Mechane Slade	ATH	5-8	165	Fr./HS	Roswell, Ga./Roswell HS
30	Hayden Ferrari	LB	5-11	210	Fr./HS	Memphis, Tenn./Christian Brothers HS	82	Scottie Dill	TE	6-7	240	Fr./HS	Memphis, Tenn./Briarcrest Christian HS
30	Shareef White	LB	6-1	235	So./1L	Grenada, Miss./Grenada HS	83	Daniel Hurd	WR	6-2	220	RS Jr./2L	Memphis, Tenn./Woddale HS
31	Anthony Young	DB	6-0	200	RS So./1L	Memphis, Tenn./White Station HS	84	Robby Young	TE	6-4	255	RS So./1L	Germantown, Tenn./Christian Brothers HS
32	Lekeron Garcia	WR	5-10	180	RS Fr./SQ	Millington, Tenn./Millington Central HS	85	Greg McKillion	WR	6-5	230	Jr./1L	Blytheville, Ark./Blytheville HS/ Independence CC
32	DaShaughn Terry	DB	6-0	190	RS So./1L	Blue Springs, Mo./Blue Springs HS/ Iowa Western JC	86	Joey Magnifico	TE	6-4	235	Fr./HS	Cordova, Tenn./St. Benedict HS
33	Phillip Sumpter	LB	5-11	200	RS So./1L	Edmond, Okla./Santa Fe HS	87	Tevin Jones	WR	6-2	225	RS Sr./3L	League City, Texas/Clear Creek HS
34	Darius Lee	RB	5-9	175	RS Sr./SQ	Tampa, Fla./Brandon Senior HS/ Central Connecticut State	88	Drew Bishop	WR	6-0	190	RS Jr./2L	Memphis, Tenn./St. George's Ind. School
34	Jackson Dillon	LB	6-6	245	Jr./2L	Ringling, Okla./Ringling HS	89	Phil Mayhue	WR	6-3	210	So./1L	Sicklerville, N.J./Winslow Township HS/ Atlanta Sports Academy
35	Evan Michael	P	6-1	230	RS So./1L	Germantown, Tenn./Christian Brothers HS	90	Thomas O'Dowd	PK	6-1	175	Fr./HS	Lake Charles, La./St. Louis HS
35	Frank Wims	WR	5-7	180	RS Jr./SQ	Carlsbad, Calif./La Costa Canyon HS	91	Ricky Hunter	DE	6-3	290	RS Sr./3L	Auburn, Ala./Loachapoka HS
36	Reed Rickenbach	LB	6-0	205	Fr./HS	Little Rock, Ark./Pulaski Academy	92	Peyton Jones	DE	6-6	235	Fr./HS	Memphis, Tenn./Memphis Univ. School
36	Spencer Smith	P/PK	6-1	195	RS So./1L	Newnan, Ga./East Coweta HS	93	Cortez Crosby	DL	6-1	270	RS So./1L	Commerce, Texas/Commerce HS
37	Eric Abernathy	DB	5-9	180	RS Fr./SQ	Murfreesboro, Tenn./Oakland HS	94	Isadore Outing	DE	6-4	265	RS Fr./SQ	Houston, Texas/Spring Dekaney HS
38	Tyler Charrette	LB	6-1	220	Jr./TR	Martinez, Calif./Berean Christian HS/ Laney College	95	Michael Edwards	DL	6-2	395	Jr./TR	Sun Prairie, Wis./Sun Prairie HS/ Iowa Western CC
39	Reggis Ball	DB	5-11	210	RS Sr./3L	Stone Mountain, Ga./Stephenson HS	96	Khalil Johnson	DE	6-5	250	Fr./HS	Dallas, Texas/Kimball HS
40	Alan Cross	TE	6-1	235	RS Sr./3L	Millington, Tenn./Millington HS	97	Emmanuel Cooper	DL	6-1	275	Fr./HS	Arkadelphia, Ark./Arkadelphia HS
41	Isaiah Farris	WR	5-9	170	RS Sr./SQ	Memphis, Tenn./Overton HS/Murray State	98	Jared Gentry	DL	6-2	325	Fr./HS	Opelika, Ala./Opelika HS
41	Trevor Morgan	LS	6-1	210	Jr./2L	Fayetteville, Ga./Whitewater HS							
42	Shaun Rupert	DB	6-1	195	RS So./TR	Montgomery, Ala./Carver HS/Missouri							
43	Deandre Jordan	DB	6-0	200	So./TR	Sylmar, Calif./Sylmar HS/Pierce College							
44	Steven Enis	LB	6-2	235	Fr./HS	Fayette, Ala./Fayette County HS							
44	Malik Thomas	WR	6-0	165	RS Fr./SQ	Memphis, Tenn./Ridgeway HS							

# MEMPHIS TIGERS ALPHABETICAL ROSTER

No.	Name	Pos.	Ht.	Wt.	Cl./Exp.	Hometown/Last School	No.	Name	Pos.	Ht.	Wt.	Cl./Exp.	Hometown/Last School
37	Eric Abernathy	DB	5-9	180	RS Fr./SQ	Murfreesboro, Tenn./Oakland HS	85	Greg McKillion	WR	6-5	230	Jr./1L	Blytheville, Ark./Blytheville HS/ Independence CC
7	Curtis Akins	LB	6-2	230	RS Fr./SQ	Byhalia, Miss./Byhalia HS	16	Wynton McManis	LB	6-1	225	Sr./3L	Olive Branch, Miss./Olive Branch HS
61	Christos Aloizos	OL	6-4	295	RS Jr./SQ	Ardsley, N.Y./Archbishop Stepinac HS/ Western Illinois	35	Evan Michael	P	6-1	230	RS So./1L	Germantown, Tenn./Christian Brothers HS
6	Genard Avery	LB	6-1	255	Soph./1L	Grenada, Miss./Grenada HS	3	Anthony Miller	WR	5-11	190	RS So./SQ	Memphis, Tenn./Christian Brothers HS
39	Reggis Ball	DB	5-11	210	RS Sr./3L	Stone Mountain, Ga./Stephenson HS	13	DeMarco Montgomery	DE	6-3	245	Jr./TR	Atmore, Ala./Spanish Fort HS/East Miss CC
52	Tim Belles	LS	6-5	255	Fr./HS	Germantown, Tenn./Houston HS	80	Daniel Montiel	TE	6-3	240	RS Jr./2L	Arlington, Texas/Arlington HS
88	Drew Bishop	WR	6-0	190	RS Jr./2L	Memphis, Tenn./St. George's Ind. School	41	Trevor Morgan	LS	6-1	210	Jr./2L	Fayetteville, Ga./Whitewater HS
14	Latarius Brady	DE	6-2	280	RS Jr./2L	Memphis, Tenn./East HS	17	Chris Morley	DB	5-11	195	RS Jr./2L	Plantation, Fla./South Plantation HS
56	Ross Burcham	LB	6-5	215	Fr./HS	Adamsville, Tenn./Adamsville HS	10	Dontrell Nelson	DB	6-1	180	Jr./2L	Olive Branch, Miss./Olive Branch HS
38	Tyler Charrette	LB	6-1	220	Jr./TR	Martinez, Calif./Berean Christian HS/ Laney College	51	Jace Neville	OL	6-6	290	RS Fr./SQ	Columbia, Mo./Rock Bridge HS
9	Jamil Collins	DB	5-11	170	RS So./1L	Olive Branch, Miss./Olive Branch HS	2	Ty Northern	DB	6-1	190	RS Jr./SQ	Tunica, Miss./Rosa Fort HS/Pearl River CC
64	Zach Collins	OL	6-4	290	RS So./1L	Memphis, Tenn./Harding Academy	90	Thomas O'Dowd	PK	6-1	175	Fr./HS	Lake Charles, La./St. Louis HS
97	Emmanuel Cooper	DL	6-1	275	Fr./HS	Arkadelphia, Ark./Arkadelphia HS	19	Jae'Lon Oglesby	WR	5-11	175	Fr./HS	Central, S.C./D.W. Daniel HS/Fork Union Military Academy
25	Jarvis Cooper	RB	6-1	245	So./1L	West Memphis, Ark./W Memphis HS	94	Isadore Outing	DE	6-4	265	RS Fr./SQ	Houston, Texas/Spring Dekaney HS
11	Sam Craft	ATH	6-0	210	Jr./2L	Memphis, Tenn./Olive Branch HS	67	Jordan Pagan	OL	6-3	313	Jr./TR	Flushing, N.Y./Holy Cross/Alan Hancock JC
93	Cortez Crosby	DL	6-1	270	RS So./1L	Commerce, Texas/Commerce HS	59	Brytain Peddy	OL	6-5	310	Fr./HS	Munford, Tenn./Munford HS
40	Alan Cross	TE	6-1	235	RS Sr./3L	Millington, Tenn./Millington HS	53	Leonard Pegues	LB	5-11	240	Sr./3L	Olive Branch, Miss./Olive Branch HS
7	Brady Davis	QB	6-4	205	Fr./HS	Starkville, Miss./Starkville HS	58	Donald Pennington	DL	6-2	285	RS Jr./2L	Amite, La./Amite HS
73	Keenen Davis	OL	6-5	295	Fr./HS	Horn Lake, Miss./Horn Lake HS	22	Tony Pollard	WR	5-11	200	Fr./HS	Memphis, Tenn./Melrose HS
4	Robert Davis	RB	5-9	165	RS So./1L	Tampa, Fla./Carrollwood Day HS	29	Darian Porter	LB	6-3	215	So./TR	Louisville, Ky./Seneca HS/Mt. San Jacinto
82	Scottie Dill	TE	6-7	240	Fr./HS	Memphis, Tenn./Briarcrest Christian HS	49	Joseph Prevost	LB	6-1	220	Fr./HS	Marrero, La./Archbishop Shaw HS
34	Jackson Dillon	LB	6-6	245	Jr./2L	Ringling, Okla./Ringling HS	21	Kam Prewitt	DB	5-11	175	Fr./HS	Pinson, Ala./Clay-Chalkville HS
28	Doroland Dorceus	RB	5-10	215	RS So./1L	New Orleans, La./Spring (Texas) HS	18	Roderick Proctor	WR	5-11	175	Soph./1L	Orlando, Fla./Dr. Phillips HS
95	Michael Edwards	DL	6-2	295	Jr./TR	Sun Prairie, Wis./Sun Prairie HS/ Iowa Western CC	45	Nick Raby	TE	6-4	240	Fr./HS	Cape Coral, Fla./Baker HS
46	Jake Elliott	PK	5-10	165	Jr./2L	Western Springs, Ill./Lyons Township HS	36	Reed Rickenbach	LB	6-0	205	Fr./HS	Little Rock, Ark./Pulaski Academy
44	Steven Enis	LB	6-2	235	Fr./HS	Fayette, Ala./Fayette County HS	65	Christopher Roberson	OL	6-7	330	RS Jr./2L	Memphis, Tenn./Central Baptist School
77	Taylor Fallin	OL	6-6	330	RS Sr./3L	Bowie, Md./Hargrave Military Academy	45	Noah Robinson	LB	6-4	225	So./1L	Worcester, Mass./Doherty Memorial HS/ Atlanta Sports Academy
41	Isaiah Farris	WR	5-9	170	RS Sr./SQ	Memphis, Tenn./Overton HS/Murray State	23	B.J. Ross	DB	5-9	185	Jr./2L	Melbourne, Fla./Palm Bay HS
30	Hayden Ferrari	LB	5-11	210	Fr./HS	Memphis, Tenn./Christian Brothers HS	42	Shaun Rupert	DB	6-1	195	RS So./TR	Montgomery, Ala./Carver HS/Missouri
5	Mose Frazier	WR	5-11	190	RS Sr./2L	Memphis, Tenn./Whitehaven HS	51	Austin Scott	DE	5-10	240	RS Jr./SQ	Memphis, Tenn./First Assembly Christian
32	Lekeron Garcia	WR	5-10	180	RS Fr./SQ	Millington, Tenn./Millington Central HS	70	Micah Simmons	OL	6-3	295	Sr./3L	Lindale, Texas/Lindale HS
98	Jared Gentry	DL	6-2	325	Fr./HS	Opelika, Ala./Opelika HS	81	Mechane Slade	ATH	5-8	165	Fr./HS	Roswell, Ga./Roswell HS
25	Austin Hall	DB	6-2	195	Fr./HS	Collierville, Tenn./Collierville HS	36	Spencer Smith	P/PK	6-1	195	RS So./1L	Newnan, Ga./East Coweta HS
50	Lenard Harden	LB	5-11	205	Jr./2L	Memphis, Tenn./Ridgeway HS	75	Michael Stannard	OL	6-2	290	RS Jr./2L	Columbia, Mo./Rock Bridge HS
26	Jamarius Henderson	RB	5-11	210	Fr./HS	Ozark, Ala./Dale County HS	15	Jason Stewart	QB	6-3	205	Sr./1L	Alexandria, Va./Hayfield Secondary HS/ Fort Scott CC
10	Clay Holgorsen	QB	6-1	195	RS Fr./SQ	Katy, Texas/James E. Taylor HS	33	Phillip Sumpter	LB	5-11	200	RS So./1L	Edmond, Okla./Santa Fe HS
47	Devonte Howard	WR	5-9	170	RS Fr./SQ	Bryant, Ark./Bryant HS	48	Ernest Suttles	DE	6-5	265	RS So./1L	Tampa, Fla./Gaither HS
91	Ricky Hunter	DE	6-3	290	RS Sr./3L	Auburn, Ala./Loachapoka HS	72	Trevon Tate	OL	6-4	280	RS Fr./SQ	Houston, Texas/North Shore HS
83	Daniel Hurd	WR	6-2	220	RS Jr./2L	Memphis, Tenn./Woddale HS	32	DaShaughn Terry	DB	6-0	190	RS So./1L	Blue Springs, Mo./Blue Springs HS/ Iowa Western JC
47	Nick Jacobs	P	6-1	195	So./1L	Melbourne, Victoria, Australia/ Brighton Grammar School	44	Malik Thomas	WR	6-0	165	RS Fr./SQ	Memphis, Tenn./Ridgeway HS
15	Christian Johnson	DE	6-5	255	RS So./1L	Memphis, Tenn./Southwind HS	78	Nick Thomas	OL	6-2	285	RS Fr./SQ	Bartlett, Tenn./Bartlett HS
96	Khalil Johnson	DE	6-5	250	Fr./HS	Dallas, Texas/Kimball HS	63	Tyler Uselton	OL	6-3	310	Sr./1L	Great Bend, Kan./Great Bend HS/Butler CC
13	Kedarian Jones	WR	6-1	175	Fr./HS	Dallas, Texas/Kimball HS	24	Tearris Wallace	RB	5-10	220	RS So./1L	Bentonville, Ark./Bentonville HS
92	Peyton Jones	DE	6-6	235	Fr./HS	Memphis, Tenn./Memphis Uni. School	30	Shareef White	LB	6-1	235	Soph./1L	Grenada, Miss./Grenada HS
87	Tevin Jones	WR	6-2	225	RS Sr./3L	League City, Texas/Clear Creek HS	46	Vincent Wilkerson	WR	5-11	195	RS Fr./SQ	Mequon, Wisc./Homestead HS
43	Deandre Jordan	DB	6-0	200	So./TR	Sylmar, Calif./Sylmar HS/Pierce College	60	Cooper Williams	OL	6-0	280	RS Fr./SQ	Memphis, Tenn./Christian Brothers HS
57	Alexander Karr	OL	6-5	285	RS So./1L	Bartlett, Tenn./Christian Brothers HS	35	Frank Wims	WR	5-7	180	RS Jr./SQ	Carlsbad, Calif./La Costa Canyon HS
71	Gabe Kuhn	OL	6-4	295	RS So./1L	Wildwood, Mo./Lafayette HS	27	Dion Witty	DB	5-10	190	Sr./3L	Coral Springs, Fla./Coral Springs HS
54	Drew Kyser	OL	6-5	300	Fr./HS	Opelika, Ala./Opelika HS	31	Anthony Young	DB	6-0	200	RS So./1L	Memphis, Tenn./White Station HS
12	Chauncey Lanier	DB	5-10	188.5	RS Jr./2L	Davie, Fla./Nova HS	84	Robby Young	TE	6-4	255	RS So./1L	Germantown, Tenn./Christian Brothers HS
34	Darius Lee	RB	5-9	175	RS Sr./SQ	Tampa, Fla./Brandon Senior HS/ Central Connecticut State							
12	Paxton Lynch	QB	6-7	245	RS Jr./2L	Deltona, Fla./Trinity Christian Academy							
74	Ryan Mack	OL	6-5	295	Sr./TR	Memphis, Tenn./Wooddale HS/Louisville							
86	Joey Magnifico	TE	6-4	235	Fr./HS	Cordova, Tenn./St. Benedict HS							
8	Arthur Maulet	DB	5-11	190	Jr./TR	Harvey, La./Bonnabel HS/ Co-Lin CC							
89	Phil Mayhue	WR	6-3	210	Soph./1L	Sicklerville, N.J./Winslow Township HS/ Atlanta Sports Academy							

# 2015 MEMPHIS GAME RECAPS

GAME 1 ▸ ESPN3

## MEMPHIS 63, MISSOURI STATE 7

SEPTEMBER 5 ▸ LIBERTY BOWL ▸ MEMPHIS, TENN.

Eight starters lost from last season's Tigers defense. Well, no problem early on in 2015.

The University of Memphis used a suffocating defensive performance to hold Missouri State to 125 yards of total offense in an impressive 63-7 victory in the 2015 season opener for both programs. Before a crowd of 41,730 at Liberty Bowl Memorial Stadium, the Tigers defense also held the visiting Bears to 18 yards rushing on 30 carries and only 10 first downs.

In the 2014 season opener, the Memphis defense held Austin Peay to 146 yards of total offense and 10 first downs, the last time the Tigers held an opponent to both fewer than 150 yards of total offense and 10 or fewer first downs. The last time Memphis held an opponent to under 50 yards rushing was at Houston in 2013. The Cougars managed only 38 yards on the ground in that contest.

The defense also helped in two first-quarter scoring drives for Memphis, recovering two fumbles deep in Bears territory.

The first short-field drive was set up when Jackson Dillon recovered a Breck Ruddick fumble at the Missouri State 25 yard line. Five plays later, Paxton Lynch hooked up with Mose Frazier for a five-yard scoring strike to give the Tigers a 7-0 lead. Then, on Missouri State's third possession, Ryan Heaston fumbled, and Wynton McManis scooped up the loose ball at the Bears 36 yard line, setting up another short field for the Memphis offense. Five plays later, Doroland Dorceus went over from two yards out for a 21-0 Tigers first-quarter lead.

Taking a cue from the defense, the special teams got into the scoring act late in the first quarter when Roderick Proctor returned a punt 63 yards for a score. It was the Tigers' first punt return for a touchdown by a returner in 129 games. The last time a Memphis return man scored was against Tulane in the 2004 campaign.

Frazier and Dorceus each scored another first-half touchdown, and Jarvis Cooper added a four-yard touchdown run to give Memphis a 42-0 halftime lead.

Cooper scored on another four-yard scamper just after halftime before Missouri State got on the board. The Bears' lone touchdown came with five minutes left in the third quarter when Ruddick hit Malik Earl from two yards out.

The Tigers added two more late touchdowns for the 63-7 final.

Cooper led the Tigers rushing attack with a career-high 102 yards on 18 carries and two scores.

Lynch, who only played in the first half, was 8-of-12 passing for 78 yards and one touchdown. Clay Hulgorsen, who came on in relief of Lynch, went 7-of-8 passing for 80 yards and his first collegiate touchdown toss. Frazier led the Tigers receiving corps with six receptions for 89 yards and two scores.

Score By Quarters	1	2	3	4	Total
Missouri State (0-1)	0	0	7	0	7
Memphis (1-0)	28	14	14	7	63

1 <sup>st</sup>	13:07	MEM - Mose Frazier 5 pass from Paxton Lynch (Jake Elliott kick)	5-25	0:59
	10:22	MEM - Frazier 44 pass from Phillip Mayhue (Elliott kick)	4-66	1:08
	8:26	MEM - Doroland Dorceus 2 run (Elliott kick)	5-36	1:48
	4:28	MEM - Roderick Proctor 63 punt return (Elliott kick)		
2 <sup>nd</sup>	13:38	MEM - Jarvis Cooper 4 run (Elliott kick)	10-70	3:39
	2:32	MEM - Dorceus 1 run (Elliott kick)	7-67	2:17
3 <sup>rd</sup>	9:23	MEM - Cooper 4 run (Elliott kick)	12-80	5:37
	5:24	MSU - Malik Earl 2 pass from Breck Ruddick (Shelby Harris kick)	9-75	3:59
	0:53	MEM - Jae'Lon Oglesby 4 pass from Clay Hulgorsen (Elliott kick)	10-75	4:31
4 <sup>th</sup>	4:42	MEM - Jamarius Henderson 6 run (Elliott kick)	3-21	1:12

Team Statistics	MSU	MEM
First Downs	10	27
Rushes-Net Rushing Yards	30-18	60-317
Passing Yards	107	202
Passing: Att-Comp-Int	15-25-0	16-21-0
Total Offense: Plays-Yards	55-125	81-519
Fumbles: Number-Lost	6-3	0-0
Penalties: Number-Yards	5-56	9-92
Punts: Number-Yards	10-39.9	4-46.5
Possession Time	26:10	33:50
Third-Down Conversions	2 of 14	9 of 14
Fourth Down Conversions	0 of 0	1 of 1
Red-Zone: Scores-Chances	1-1	7-7
Sacks: Number-Yards	0-0	1-6

### Individual Statistical Leaders

**Rushing: Missouri State** – Calan Crowder 6-18-0, Ryan Heaston 4-16-0, Breck Ruddick 10-5-0, Maddy Johnson 1-4-0; **Memphis** – Jarvis Cooper 18-102-2, Jamarius Henderson 15-73-1, Sam Craft 12-72-0, Paxton Lynch 3-27-0, Doroland Dorceus 6-19-2, Tearris Wallace 3-12-0.

**Passing: Missouri State** – Breck Ruddick 14-24-0-101-1, Brodie Lambert 1-1-0-6-0; **Memphis** – Paxton Lynch 8-12-0-78-1, Clay Hulgorsen 7-8-0-80-1, Phil Mayhue 1-1-0-44-1.

**Receiving: Missouri State** – LeMarcus Stewart 4-23-0, Malik Earl 4-22-1, Zac Hoover 3-44-0; **Memphis** – Mose Frazier 6-89-2, Roderick Proctor 3-51-0, Greg McKillion 2-22-0, Jae'Lon Oglesby 2-13-1.

**Tackles: Missouri State** – Dylan Cole 6-2-8, Anthony Upchurch 5-3-8, Christian Hoffman 5-3-8; **Memphis** – Arthur Maulet 3-0-3, Phillip Sumpter 3-0-3, DaShaughn Terr 3-0-3, Wynton McManis 3-0-3.





## THE LAST TIME A TIGER TEAM ...

### RUSHING

Had 500 or more yards rushing.....	vs Tulsa, 1969 (507)
Had 400 or more yards rushing.....	vs Tulsa, 1972 (436)
Had 300 or more yards rushing.....	vs Missouri State, 2015 (317)
Had 200 or more yards rushing.....	vs Missouri State, 2015 (317)
Had 80 or more rushing attempts.....	vs North Texas State, 1971 (81)
Had 75 or more rushing attempts.....	vs Wichita State, 1972 (77)
Had 70 or more rushing attempts.....	vs Georgia Tech, 1981 (70)
Had seven or more rushing TDs.....	vs Austin Peay, 2014 (7)
Had six or more rushing TDs.....	vs Austin Peay, 2014 (7)
Had five or more rushing TDs.....	vs Missouri State, 2015 (5)
Had four or more rushing TDs.....	vs Tulsa, 2014 (4)
Had three or more rushing TDs.....	vs BYU, 2014 (3)
Had two or more players with 100 yards rushing in a game.....	vs Arkansas State, 2013 (Marquis Warford, 173 & Brandon Hayes, 114)

### PASSING

Had 400 or more yards passing.....	vs East Carolina, 2007 (416)
Had 375 or more yards passing.....	vs Southern Miss, 2007 (396)
Had 350 or more yards passing.....	at SMU, 2014 (352)
Had 300 or more yards passing.....	vs BYU, 2014 (306)
Had 275 or more yards passing.....	vs BYU, 2014 (306)
Had 250 or more yards passing.....	vs BYU, 2014 (306)
Had 60 or more pass attempts.....	vs SMU, 2007 (61)
Had 50 or more pass attempts.....	vs Louisville, 2008 (56)
Had 40 or more pass attempts.....	vs BYU, 2014 (46)
Had 30 or more pass completions.....	vs East Carolina, 2009 (33)
Had 25 or more pass completions.....	vs Houston, 2014 (26)
Had five or more passing TDs.....	vs SMU, 2007 (5)
Had four or more passing TDs.....	vs BYU, 2014 (4)
Had three or more passing TDs.....	vs Missouri State, 2015 (3)
Had five or more passes intercepted.....	vs East Carolina, 2006 (5)
Had four or more passes intercepted.....	vs Ole Miss, 2007 (4)
Had three players throw a TD pass.....	vs Missouri St, 2015 (P. Lynch, P. Mayhue, C. Holgorsen)
Had two players throw a touchdown pass.....	at SMU, 2014 (P. Lynch, J. Stewart)
Had two or more players with 100 yards passing in a game.....	vs UCF, 2009 (T. Bass 115 & W. Hudgens 143)

### RECEIVING

Had two or more players with 100 yards receiving in a game.....	vs Middle Tennessee, 2012 (Rucker 177 & Malone 102)
Had 10 players with at least 1 reception.....	at SMU, 2014 (10)

### TOTAL OFFENSE

Had 600 or more yards total offense.....	at Cincinnati, 2014 (610)
Had 500 or more yards total offense.....	vs Missouri State, 2015 (519)
Had 400 or more yards total offense.....	vs Missouri State, 2015 (519)
Had 100 or more plays.....	vs SMU, 2007 (108)
Had 90 or more plays.....	vs BYU, 2014 (97)
Had 80 or more plays.....	vs. Missouri State, 2015 (81)
Had 75 or more plays.....	vs. Missouri State, 2015 (81)

### SCORING

Had 70 or more points.....	vs Tampa, 1949 (70-6)
Had 60 or more points.....	vs Missouri State, 2015 (63-7)
Had 50 or more points.....	vs Missouri State, 2015 (63-7)
Had 40 or more points.....	vs Missouri State, 2015 (63-7)
Allowed 50 or more points.....	Mississippi State, 2011 (14-59)
Allowed 40 or more points.....	vs BYU, 2014 (48)
Was held scoreless.....	at UCF, 2011 (0-41)
Was held scoreless at home.....	vs SMU, 2011 (0-42)
Was held scoreless on the road.....	at UCF, 2011 (0-41)
Held an opponent scoreless.....	vs Austin Peay, 2014 (63-0)
Held an opponent scoreless at home.....	vs Austin Peay, 2014 (63-0)
Held an opponent scoreless on the road.....	vs Arkansas, 1993 (6-0)
Held two opponents scoreless in a season.....	vs Tulsa; USM, 1968
Held three opponents scoreless in a season.....	vs Utah St.; North Texas; McNeese State, 1965
Held four opponents scoreless in a season.....	vs Louisville; McNeese St.; West Texas State; Tampa, 1964
Scored a two-point conversion rushing.....	vs Akron, 2005 (Avery run)
Scored a two-point conversion passing.....	vs Southern Miss, 2007 (Hankins pass)

### TURNOVERS

Had eight or more turnovers.....	vs Louisville, 1979 (8: 6 FR, 2 int.)
Had seven or more turnovers.....	vs USF, 2003 (3 FR; 4 Int)
Had six or more turnovers.....	vs East Carolina, 2006 (1 FR; 5 Int)
Had eight or more fumbles.....	vs Alabama, 1986 (8)
Had seven or more fumbles.....	vs Alabama, 1986 (8)

Had six or more fumbles.....	vs Middle Tennessee, 2012 (6)
Had five or more fumbles.....	at Houston, 2013 (5)
Lost seven or more fumbles.....	vs Mississippi State, 1976 (7)
Lost six or more fumbles.....	vs Louisville, 1979 (6)
Lost five or more fumbles.....	vs Tennessee, 1984 (5)
Lost four or more fumbles.....	at Houston, 2013 (4)
Lost three or more fumbles.....	at Houston, 2013 (4)
Did not commit a turnover.....	UConn, 2014
Had eight or more takeaways.....	vs North Texas State, 1968 (8)
Had six or more takeaways.....	vs Marshall, 2011 - 6 (4 fumble, 2 int)
Had five or more takeaways.....	at Tulane, 2014 - 5 (2 fumble, 3 int)
Had four or more takeaways.....	vs BYU, 2014 - 4 (1 fumble, 3 int)
Had three or more takeaways.....	vs Missouri State, 2015 - 3 (3 fumbles)
Returned two interceptions for TDs.....	at Tulane-2, 2014 (B. McCain, 15; D. Nelson, 58)
Returned an interception for a TD.....	at Tulane-2, 2014 (B. McCain, 15; D. Nelson, 58)
Returned a fumble for a TD.....	vs Middle Tennessee, 2014 (Bobby McCain, 59 yds)
Returned two fumbles for TDs.....	vs SMU, 2013
Blocked two punts for touchdowns.....	vs Tulsa, 1968 (Dees & Marks)

### DEFENSE

Held an opponent to 10 or fewer first downs.....	vs Missouri State, 2015 (10)
Held an opponent to 0 or fewer yards rushing.....	vs Ole Miss, 1993 (-4)
Held an opponent to 50 or fewer yards rushing.....	vs Missouri State, 2015 (18)
Held an opponent to 100 or fewer yards rushing.....	vs BYU, 2014 (77)
Held an opponent to 25 or fewer yards passing.....	vs USF, 2003 (25)
Held an opponent to 50 or fewer yards passing.....	vs Austin Peay, 2014 (30)
Held an opponent to 100 or fewer yards total offense.....	vs UT-Arlington, 1962 (87)
Held an opponent to 200 or fewer yards total offense.....	vs Missouri State, 2015 (125)
Held an opponent to 300 or fewer yards total offense.....	vs UConn, 2014 (269)
Intercepted six or more passes.....	vs East Carolina, 1993 (6)
Intercepted five or more passes.....	vs Mississippi State, 1998 (5)
Intercepted four or more passes.....	at USF, 2013 (4)
Intercepted three or more passes.....	vs BYU, 2014 (3)
Recovered four or more fumbles.....	vs Marshall, 2011 (4)
Recovered three or more fumbles.....	vs Missouri State, 2015 (3)
Recorded a safety.....	vs Middle Tennessee, 2014
Recorded seven or more sacks.....	vs Arkansas State, 2013 (7)
Recorded six or more sacks.....	vs Arkansas State, 2013 (7)
Recorded five or more sacks.....	vs Middle Tennessee, 2014 (5)
Recorded four or more sacks.....	vs USF, 2014 (4)
Recorded 12 or more tackles for loss.....	vs Arkansas State, 2013 (12)
Recorded 10 or more tackles for loss.....	vs Middle Tennessee, 2014 (10)
Had three or more players with 2 or more tackles for loss.....	vs Middle Tennessee, 2014 (3)
Had four or more players with 2 or more tackles for loss.....	vs UCF, 2008 (4)

### SPECIAL TEAMS

Returned a punt for a TD.....	vs Missouri State, 2015 (Roderick Proctor)
Returned a blocked punt for a TD.....	at Arkansas State, 2012 (Tevin Jones)
Returned a kickoff for a TD.....	vs Tennessee, 1996 (Randall Cobb 95 yds)
Blocked one punt.....	at Temple, 2014 (Tevin Jones)
Blocked two punts.....	vs Arkansas, 1992 (4)
Blocked three punts.....	vs Arkansas, 1992 (4)
Blocked four punts.....	vs Arkansas, 1992 (4)
Blocked a field goal.....	vs Tulsa, 2014
Blocked a PAT.....	at UAB, 2012
Returned a Blocked PAT for 2 Points.....	at UAB, 2012 (Charles Harris)
Punted 13 or more times.....	vs Texas A&M, 1979 (13)
Punted 12 or more times.....	vs SMU, 2011 (12)
Punted 11 or more times.....	at Southern Miss, 2011 (11)
Punted 10 or more times.....	at Ole Miss, 2014 (10)
Punted one time in a game.....	at SMU, 2014 (1)
Punted two times or less.....	at SMU, 2014 (1)
Missed a kicking PAT.....	at UAB, 2012
Had a kicking PAT blocked.....	vs Marshall, 2011
Had a punt blocked.....	vs Temple, 2013
Had a field goal blocked.....	at Marshall, 2012
Had a blocked field goal returned for a TD.....	vs Louisville, 2008
Recorded 2 Special Teams TDs.....	at Arkansas State, 2012 (2, BL P & P FF)
Gave up 2 Special Teams TDs.....	vs Louisville, 2008 (2, BL FG & KOR)
Kicked an on-side kick.....	at Connecticut, 2013
Recovered an opponent's on-side kick.....	vs USF, 2014
Recovered a Memphis on-side kick.....	at Marshall, 2012
Totalled 200 or more kickoff return yards.....	vs Middle Tennessee, 2012 (200)
Totalled 150 or more kickoff return yards.....	vs BYU, 2014 (166)
Totalled 100 or more kickoff return yards.....	vs BYU, 2014 (166)
Returned 10 or more kickoffs.....	vs Mississippi State, 2011 (10)
Returned nine or more kickoffs.....	vs Mississippi State, 2011 (10)
Returned eight or more kickoffs.....	vs Middle Tennessee, 2012 (8)

## MISCELLANEOUS

Had 30 or more first downs.....	at Cincinnati, 2014 (30)
Had 20 or more first downs.....	vs Missouri State, 2015 (27)
Had 16 or more penalties.....	at Marshall, 2012 (16)
Had 15 or more penalties.....	at Middle Tennessee, 2013 (15)
Had 10 or more penalties.....	at UCLA, 2014 (10)
Had 125 or more yards in penalties.....	at Middle Tennessee, 2013 (145)
Had 100 or more yards in penalties.....	at Ole Miss, 2014 (105)
Had a 100-yard rusher and a 100-yard receiver in the same game.....	
.....	vs UTEP, 2009 (Curtis Steele 240 rush, Carlos Singleton 105 rec)
Had 40 or more minutes of TOP.....	at Cincinnati, 2014 (40:55)
Had 35 or more minutes of TOP.....	at Cincinnati, 2014 (40:55)
Had a tie game.....	vs Arkansas State, 1990
Was involved in an overtime.....	vs Tulsa, 2009
Gave up a Safety.....	vs Army, 2000

## THE LAST TIME A TIGER PLAYER ...

## RUSHING

Rushed 40 or more times.....	Marcus Holliday vs Tulane, 1994 (42)
Rushed 35 or more times.....	Sam Craft at Cincinnati, 2014 (38)
Rushed 30 or more times.....	Sam Craft at Cincinnati, 2014 (38)
Rushed 25 or more times.....	Brandon Hayes at Temple, 2014 (26)
Rushed for 250 or more yards.....	DeAngelo Williams vs USF, 2004 (263)
Rushed for 200 or more yards.....	Curtis Steele vs Tulsa, 2009 (232)
Rushed for 175 or more yards.....	Brandon Hayes vs USF, 2014 (189)
Rushed for 150 or more yards.....	Brandon Hayes vs USF, 2014 (189)
Rushed for 125 or more yards.....	Brandon Hayes vs USF, 2014 (189)
Rushed for 100 or more yards.....	Jarvis Cooper vs Missouri State, 2015 (102)
Rushed for four or more TDs.....	Curtis Steele vs Tulsa, 2009 (4)
Rushed for three or more TDs.....	Paxton Lynch vs BYU, 2014 (3)
Rushed for two or more TDs.....	Jarvis Cooper & Doroland Dorceus vs Missouri State (2)
Had a run of 90 or more yards.....	Herb Covington vs Cincinnati, 1966 (92)
Had a run of 80 or more yards.....	DeAngelo Williams vs Tulane, 2002 (86)
Had a run of 70 or more yards.....	Curtis Steele vs Tulsa, 2009 (77)
Had a run of 60 or more yards.....	Marquis Warford vs Arkansas State, 2013 (63)
Had a run of 50 or more yards.....	Brandon Hayes vs Tulsa, 2014 (51)
Had 2 players rush for two or more TDs..	Jarvis Cooper & Doroland Dorceus vs Missouri St (2)

## PASSING

Passed for 400 or more yards.....	Martin Hankins vs East Carolina, 2007 (416)
Passed for 350 or more yards.....	Arkelon Hall vs Louisville, 2008 (350)
Passed for 300 or more yards.....	Paxton Lynch vs BYU, 2014 (306)
Passed for 250 or more yards.....	Paxton Lynch vs BYU, 2014 (306)
Passed for 200 or more yards.....	Paxton Lynch vs BYU, 2014 (306)
Attempted 60 or more passes.....	Martin Hankins vs East Carolina, 2007 (60)
Attempted 50 or more passes.....	Arkelon Hall vs Louisville, 2008 (55)
Attempted 40 or more passes.....	Paxton Lynch vs BYU, 2014 (46)
Attempted 30 or more passes.....	Paxton Lynch vs BYU, 2014 (46)
Completed 30 or more passes.....	Will Hudgens vs East Carolina, 2009 (33)
Completed 25 or more passes.....	Paxton Lynch vs Houston, 2014 (26)
Completed 20 or more passes.....	Paxton Lynch vs BYU, 2014 (24)
Threw four or more TD passes.....	Paxton Lynch vs BYU, 2014 (4)
Threw three or more TD passes.....	Paxton Lynch vs BYU, 2014 (4)
Threw five or more interceptions.....	Martin Hankins vs Southern Miss, 2006 (5)
Threw four or more interceptions.....	Martin Hankins vs Ole Miss, 2007 (4)
Threw three or more interceptions.....	Paxton Lynch vs BYU, 2014 (3)
Completed a pass for 90 or more yards.....	Taylor Reed vs Austin Peay, 2011 (93)
Completed a pass for 80 or more yards.....	Taylor Reed vs Austin Peay, 2011 (93)
Completed a pass for 70 or more yards.....	Taylor Reed vs Austin Peay, 2011 (93)
Completed a pass for 60 or more yards.....	Tom Hornsey at Marshall, 2012 (61)
Completed a pass for 50 or more yards.....	Paxton Lynch at SMU, 2014 (54)

## RECEIVING

Caught 10 or more passes.....	Marcus Rucker vs Middle Tennessee, 2012 (10)
.....	Keiwone Malone vs Middle Tennessee, 2012 (10)
Caught seven or more passes.....	Keiwone Malone vs UConn, 2014 (7)
Had 180 or more yards receiving.....	Bob Sherlag vs Mississippi St., 1965 (186)
Had 175 or more yards receiving.....	Marcus Rucker vs MTSU, 2012 (177)
Had 150 or more yards receiving.....	Marcus Rucker vs MTSU, 2012 (177)
Had 125 or more yards receiving.....	Marcus Rucker vs MTSU, 2012 (177)
Had 100 or more yards receiving.....	Mose Frazier at Temple, 2014 (110)
Caught three or more TD passes.....	Carlos Singleton vs SMU, 2007 (3)
Caught two or more TD passes.....	Mose Frazier vs Missouri State, 2015 (2)

## TOTAL OFFENSE

Had 400 or more yards of total offense.....	Arkelon Hall vs Rice, 2008 (409)
Had 350 or more yards of total offense.....	Paxton Lynch at Cincinnati, 2014 (356)
Had 300 or more yards of total offense.....	Paxton Lynch vs BYU, 2014 (344)
Had 250 or more yards of total offense.....	Paxton Lynch vs BYU, 2014 (344)

## SCORING

Responsible for five or more TDs.....	Paxton Lynch vs BYU, 2014 - 7 (4 pass, 3 rush)
Accounted for four or more TDs.....	Paxton Lynch vs BYU, 2014 - 7 (4 pass, 3 rush)
Accounted for three or more TDs.....	Paxton Lynch vs BYU, 2014 - 7 (4 pass, 3 rush)
Scored four or more TDs.....	Curtis Steele vs Tulsa, 2009 (4 rush)
Scored three or more TDs.....	Paxton Lynch vs BYU, 2014 - 3 (3 rush)
Scored two or more TDs.....	Paxton Lynch vs BYU, 2014 - 3 (3 rush)
Scored in three different ways.....	A. Hall vs vs Louisville, 2008 (2 pass, 1 rsh, 1 rec)

## DEFENSE

Intercepted three or more passes.....	Bobby McCain at USF, 2013 (3)
Intercepted two or more passes.....	Bobby McCain at Ole Miss, 2014 (2)
Recovered three or more fumbles.....	Quinton McCrary vs UCF, 2007 (3)
Recovered two or more fumbles.....	Ryan Coleman vs SMU, 2013 (2)
Returned two fumbles for TDs.....	Ryan Coleman vs SMU, 2013 (2)
Returned fumble for TD.....	Bobby McCain vs Middle Tennessee, 2014
Recorded four or more sacks.....	Clinton McDonald vs Arkansas St., 2008 (4)
Recorded three or more sacks.....	Clinton McDonald vs Arkansas St., 2008 (4)
Recorded two or more sacks.....	Jackson Dillon vs BYU, 2014 (2.0)
Recorded four or more TFLs.....	Tank Jakes at UCLA, 2014 (4.0)

## SPECIAL TEAMS

Scored 18 or more points kicking.....	Ryan White vs UAB, 1999 (18)
Scored 15 or more points kicking.....	Jake Elliott vs Tulsa, 2014 (16)
Scored 10 or more points kicking.....	Jake Elliott vs BYU, 2014 (13)
Kicked five or more field goals.....	Jake Elliott at Houston, 2013 (5)
Kicked four or more field goals.....	Jake Elliott vs Tulsa, 2014 (4)
Kicked three or more field goals.....	Jake Elliott at Temple, 2014 (3)
Attempted five or more field goals.....	Jake Elliott vs Tulsa, 2014 (5)
Attempted four or more field goals.....	Jake Elliott at Temple, 2014 (4)
Attempted three or more field goals.....	Jake Elliott vs BYU 2014 (3)
Kicked a field goal of 50 or more yards.....	Jake Elliott vs BYU, 2014 (54)
Punted 12 or more times.....	Tom Hornsey vs SMU, 2011 (12)
Punted 11 or more times.....	Tom Hornsey at Southern Miss, 2011 (11)
Punted 10 or more times.....	Spencer Smith at Ole Miss, 2014 (10)
Punted 70 or more yards.....	Tom Hornsey vs UT Martin, 2013 (70)
Punted 60 or more yards.....	Tom Hornsey vs Temple, 2013 (61)
Had a punt average over 50 yards.....	Spencer Smith vs Austin Peay, 2014 (51.0)
Totalled 175 or more yards in kick returns.....	Joe Craig at Connecticut, 2013 (177)
Totalled 150 or more yards in kick returns.....	Joe Craig at Connecticut, 2013 (177)
Totalled 125 or more yards in kick returns.....	Joe Craig vs BYU, 2014 (132)
Totalled 100 or more yards in kick returns.....	Joe Craig vs BYU, 2014 (132)
Returned a kick 90 or more yards.....	Bobby McCain at Duke, 2012 (95)
Returned a kick 50 or more yards.....	Bobby McCain at Cincinnati, 2014 (59)
Returned a kickoff for a TD.....	Kevin Cobb vs Tennessee, 1996 (95 yds)
Returned nine or more kickoffs.....	Marcus Hightower vs Houston, 2009 (9)
Returned eight or more kickoffs.....	D.A. Griffin vs Houston, 2010 (8)
Returned seven or more kickoffs.....	Curtis Johnson vs UAB, 2011 (7)
Returned six or more kickoffs.....	Joe Craig at Connecticut, 2012 (6)
Returned 10 or more punts.....	Ryan Roskelly vs Tulsa, 1994 (10)
Returned seven or more punts.....	Darron White vs Chattanooga, 2004 (7)
Returned six or more punts.....	Keiwone Malone vs Middle Tennessee, 2014 (6)
Had 150 or more punt return yards.....	Ryan Roskelly vs Tulsa, 1994 (194)
Had 100 or more punt return yards.....	Keiwone Malone at UAB, 2012 (112)
Had a punt return of 90 or more yards.....	Keith Wright vs Louisville, 1975 (94)
Had a punt return of 80 or more yards.....	Ryan Johnson vs Cincinnati, 2000 (82)
Had a punt return of 50 or more yards.....	Roderick Proctor vs Missouri State, 2015 (63)
Returned a punt for a TD.....	Tevin Jones at Arkansas State, 2012
Blocked a punt.....	Tevin Jones at Temple, 2014
Returned a blocked punt for a TD.....	Tevin Jones at Arkansas State, 2012
Blocked a field goal.....	Jackson Dillon vs Tulsa, 2014
Blocked a PAT.....	Team at UAB, 2012
Returned a blocked PAT for a score.....	Charles Harris at UAB, 2012

## THE LAST TIME A TIGER PLAYER ...

## IN ONE QUARTER...

Passed for 75 yards or more.....	Paxton Lynch vs BYU, 2014 (97-3rd)
Passed for 100 yards or more.....	Paxton Lynch at BYU, 2014 (129-1st)
Passed for 175 yards or more.....	Arkelon Hall vs UAB, 2008 (186-2nd)
Passed for three or more TDs.....	Paxton Lynch vs UConn, 2014 (3-3rd)
Passed for two or more TDs.....	Paxton Lynch vs UConn, 2014 (3-3rd)
Rushed for 75 yards or more.....	Brandon Hayes vs Tulsa, 2014 (83-4th)
Rushed for 100 yards or more.....	Jarvis Cooper vs Austin Peay, 2014 (101-4th)
Rushed for 150 yards or more.....	Paul Gowen vs Tulsa, 1969 (150-2nd)
Rushed for two TDs or more.....	Paxton Lynch vs USF, 2014 (2-1st)
Caught three or more passes.....	Keiwone Malone vs BYU, 2014 (3-4th)
Caught five or more passes.....	Keiwone Malone vs MTSU, 2012 (5-2nd)
Caught two or more TD passes.....	Mose Frazier vs Missouri State, 2015 (2-1st)
Had 75 or more receiving yards.....	Marcus Rucker vs MTSU, 2012 (80-2nd)
Kicked three or more field goals.....	Stephen Gostkowski vs Ole Miss, 2003 (3-4th)

**IN ONE HALF**

Passed for 200 yards or more.....	Paxton Lynch at SMU, 2014 (238-1st)
Passed for 175 yards or more.....	Paxton Lynch at SMU, 2014 (238-1st)
Rushed for 100 yards or more.....	Brandon Hayes vs USF, 2014 (100-1st)
Rushed for 150 yards or more.....	DeAngelo Williams vs Akron, 2005 (154-2nd)
Rushed for three TDs or more.....	Curtis Steele vs Tulsa, 2009 (3-2nd)
Rushed for two TDs or more.....	Paxton Lynch vs BYU, 2014 (2-1st)
Passed for three or more TDs.....	Paxton Lynch vs UConn, 2014 (3-2nd)
Caught eight or more passes.....	Maurice Avery vs UAB, 2003 (8-2nd)
Caught six or more passes.....	Keiwone Malone vs MTSU, 2012 (7-2nd)
Had 100 yards receiving.....	Marcus Rucker vs MTSU, 2012 (146-1st)
Had 125 yards receiving.....	Marcus Rucker vs MTSU, 2012 (146-1st)
Caught two or more TD passes.....	Mose Frazier vs Missouri State, 2015 (2-1st)
Kicked four or more field goals.....	Ryan White vs UAB, 1999 (4-1st)
Kicked three or more field goals.....	Jake Elliott at Houston, 2013 (3-1st)

**THE LAST TIME A TIGER TEAM ...****IN ONE QUARTER**

Passed for 75 yards or more.....	vs BYU 2014 (97-3rd)
Passed for 100 yards or more.....	vs BYU, 2014 (129-1st)
Passed for 175 yards or more.....	vs UT-Martin, 2009 (175-2nd)
Passed for 200 yards or more.....	vs Chattanooga, 2004 (202-3rd)
Passed for two TDs.....	vs Missouri State, 2015 (2-1st)
Passed for three TDs.....	vs UConn, 2014 (3-3rd)
Rushed for 75 yards or more.....	vs Missouri State, 2015 (93-2nd)
Rushed for 100 yards or more.....	vs Missouri State, 2015 (100-1st)
Rushed for 125 yards or more.....	vs Austin Peay, 2014 (133-4th)
Rushed for three TDs or more.....	at SMU, 2014 (3-2nd)
Rushed for two TDs or more.....	vs Missouri State, 2015 (2-1st)
Kicked three or more field goals.....	vs Ole Miss, 2003 (3-4th)
Had four receivers catch three passes.....	vs Southern Miss, 2007 (4-4th)
Had seven receivers catch one pass.....	vs Cincinnati, 2013 (7-4th)

**IN ONE HALF**

Passed for 200 yards or more.....	at SMU, 2014 (238-1st)
Passed for 175 yards or more.....	at SMU, 2014 (238-1st)
Passed for 150 yards or more.....	at SMU, 2014 (238-1st)
Passed for two or more TDs.....	vs Missouri State, 2015 (2-1st)
Passed for three or more TDs.....	vs UConn, 2014 (3-2nd)
Rushed for 250 yards or more.....	vs Akron, 2005 (252-2nd)
Rushed for 200 yards or more.....	vs Arkansas State, 2013 (216-1st)
Rushed for 150 yards or more.....	vs Missouri State, 2015 (193-1st)
Rushed for four TDs or more.....	vs Austin Peay, 2014 (5-1st)
Rushed for two TDs or more.....	vs Missouri State, 2015 (2-2nd)
Kicked four or more field goals.....	vs UAB, 1999 (4-1st)

**THE LAST TIME A TIGER OPPONENT ...****RUSHING**

Had 500 or more yards rushing.....	Texas A&M, 1978 (523)
Had 400 or more yards rushing.....	East Carolina, 2007 (491)
Had 300 or more yards rushing.....	Arkansas State, 2012 (317)
Had 75 or more rushing attempts.....	Texas A&M, 1978 (75)
Had 70 or more rushing attempts.....	Arkansas State, 1986 (71)
Had seven or more rushing TDs.....	UCF, 2007 (7)
Had six or more rushing TDs.....	East Carolina, 2007 (6)
Had five or more rushing TDs.....	Miss. State, 2011 (5)
Had four or more rushing TDs.....	Cincinnati, 2013 (4)
Had two players with 100 yards rushing in game.....	Southern Miss, 2008 (Austin Davis, 128, Damion Fletcher 100)

**PASSING**

Had 500 or more yards passing.....	Houston, 2009 (578)
Had 400 or more yards passing.....	Connecticut, 2013 (461)
Had 300 or more yards passing.....	BYU, 2014 (348)
Had 60 or more pass attempts.....	USF, 2001 (62)
Had 50 or more pass attempts.....	Tulsa, 2014 (54)
Had 40 or more pass attempts.....	BYU, 2014 (49)
Had 35 or more completions.....	Connecticut, 2013 (36)
Had 30 or more completions.....	UCLA, 2014 (33)
Had 25 or more completions.....	USF, 2014 (27)
Had six or more TD passes.....	Houston, 2010 (6)
Had five or more TD passes.....	East Carolina, 2012 (5)
Had four or more TD passes.....	Connecticut, 2013 (4)
Had three or more TD passes.....	UCLA, 2014 (3)
Had six or more passes intercepted.....	East Carolina, 1993 (6)
Had five or more passes intercepted.....	Mississippi State, 1997 (5)
Had four or more passes intercepted.....	USF, 2013 (4)
Had three or more passes intercepted.....	BYU, 2014 (3)

**RECEIVING**

Had two or more players with 100 yards receiving in game.....	UCLA, 2014 (Thomas Duarte-110, Jordan Payton-104)
---	---

**TOTAL OFFENSE**

Had 600 or more yards of total offense.....	Arkansas State, 2012 (619)
Had 500 or more yards of total offense.....	UCLA, 2014 (540)
Had 400 or more yards of total offense.....	BYU, 2014 (425)
Had 90 or more plays.....	BYU, 2014 (91)
Had 80 or more plays.....	BYU, 2014 (91)
Had 75 or more plays.....	BYU, 2014 (91)

**SCORING**

Scored 70 or more points.....	Ole Miss, 1935 (92)
Scored 60 or more points.....	Ole Miss, 1980 (61)
Scored 50 or more points.....	Miss. State, 2011 (59)
Scored 40 or more points.....	BYU, 2014 (48)
Scored a two-point conversion passing.....	UCLA, 2014
Scored a two-point conversion running.....	UAB, 2011

**TURNOVERS**

Committed seven or more turnovers.....	Cincinnati, 1998 (7, 5 fumbles, 2 int.)
Committed six or more turnovers.....	Marshall, 2011 (6, 4 fumbles, 2 int.)
Committed five or more turnovers.....	Tulane, 2014 (5, 2 fumbles, 3 int.)
Committed four or more turnovers.....	BYU, 2014 (4, 1 fumbles, 3 int.)
Had five or more fumbles.....	East Carolina, 2012 (5)
Lost four or more fumbles.....	Marshall, 2011 (4)
Did not commit a turnover.....	Tulsa, 2014
Returned an interception for a touchdown.....	BYU, 2014 (Zac Stout - 19 yd)
Returned a fumble for a touchdown.....	Tulsa, 2014 (DeMarco Nelson - 6 yd)

**DEFENSE**

Held UM to 10 or fewer first downs.....	SMU, 2012 (9)
Held UM to 0 or fewer yards rushing.....	SMU, 2011 (-14)
Held UM to under 100 yards rushing.....	Temple, 2014 (82)
Held UM to 100 or fewer yards passing.....	Ole Miss 2014 (81)
Held UM to under 300 yards of total offense.....	Ole Miss, 2014 (104)
Held UM to under 200 yards of total offense.....	Ole Miss, 2014 (104)
Intercepted five or more UM passes.....	East Carolina, 2006 (5)
Intercepted four or more UM passes.....	Ole Miss, 2007 (4)
Intercepted three or more UM passes.....	BYU, 2014 (3)
Recorded a safety.....	Army, 2000
Recorded six or more quarterback sacks.....	Louisville, 2010 (6)
Recorded five or more quarterback sacks.....	UCF, 2013 (5)

**SPECIAL TEAMS**

Returned a punt for a TD.....	Houston, 2010 (P.Edwards)
Returned a blocked punt for a TD.....	Temple, 2013 (Michael Felton)
Returned a kickoff for a TD.....	Louisville, 2008 (Trent Guy)
Blocked a punt.....	Temple, 2013 (Michael Felton)
Blocked a field goal.....	Marshall, 2012 (Jeremiah Taylor)
Blocked a field goal for a TD.....	Louisville, 2008 (Brandon Heath)
Blocked a PAT.....	Tulane, 2012
Punted 10 or more times.....	Missouri State, 2015 (10)
Did not punt.....	Houston, 2010
Missed a PAT (kicking).....	Cincinnati, 2013
Kicked an on-side kick.....	USF, 2014
Scored two special teams TDs.....	Louisville, 2008

**MISCELLANEOUS**

Had 30 or more first downs.....	UCLA, 2014 (30)
Had 25 or more first downs.....	Ole Miss, 2014 (26)
Had 10 or more penalties.....	UConn, 2014 (10)
Had 100 or more penalty yards.....	UConn, 2014 (115)
Had 35 minutes or more of possession.....	USF, 2014 (36:47)
Had a 100 yard receiver and rusher.....	SMU, 2012
.....	(Zach Line, 127 rush; Darius Johnson, 141 rec)

## THE LAST TIME A TIGER OPPOSING PLAYER ...

### RUSHING

Rushed 45 or more times .....	Cyrus Lawrence, Va. Tech, 1981 (45)
Rushed 35 or more times .....	Brynn Harvey, UCF, 2009 (42)
Rushed 30 or more times .....	Brynn Harvey, UCF, 2009 (42)
Rushed 25 or more times .....	David Oku, Arkansas State, 2012 (25)
Rushed for 300 or more yards .....	Chris Johnson, East Carolina, 2007 (301)
Rushed for 250 or more yards .....	Chris Johnson, East Carolina, 2007 (301)
Rushed for 200 or more yards .....	Bilal Powell, Louisville, 2010 (204)
Rushed for 150 or more yards .....	L. Murray, UCF, 2012 (192)
Rushed for 100 or more yards .....	Marlon Mack, USF, 2014 (102)
Rushed for four or more TDs .....	Chris Johnson, East Carolina, 2007 (4)
Rushed for three or more TDs .....	Zack Line, SMU, 2011 (3)
Rushed for two or more TDs .....	Paul Lasike, 2014 (2)
Had a run of 80 yards or more .....	L. Murray, UCF, 2012 (83)
Had a run of 70 yards or more .....	Marlon Mack, USF, 2014 (75)
Had a run of 60 yards or more .....	Marlon Mack, USF, 2014 (75)
Had a run of 50 yards or more .....	Marlon Mack, USF, 2014 (75)

### PASSING

Passed for 500 yards or more .....	Chris Redman, Louisville, 1998 (506)
Passed for 400 yards or more .....	Casey Cochran, Connecticut, 2013 (461)
Passed for 300 yards or more .....	Christian Stewart, BYU, 2014 (348)
Attempted 60 or more passes .....	Marquel Blackwell, USF, 2001 (62)
Attempted 50 or more passes .....	Dane Evans, Tulsa, 2014 (54)
Attempted 40 or more passes .....	Christian Stewart, BYU, 2014 (48)
Attempted 35 or more passes .....	Christian Stewart, BYU, 2014 (48)
Completed 30 or more passes .....	Brett Hundley, UCLA, 2014 (33)
Completed 25 or more passes .....	Tanner Lee, Tulane, 2014 (26)
Threw for five or more TDs .....	Shane Carden, East Carolina, 2012 (5)
Threw for four or more TDs .....	Casey Cochran, Connecticut, 2013 (4)
Threw for three or more TDs .....	Christian Stewart, BYU, 2014 (3)
Threw four or more interceptions .....	Mike White, USF, 2013 (4)
Threw three or more interceptions .....	Christian Stewart, BYU, 2014 (3)
Completed a pass for 80 or more yards .....	Gunner Kiel, Cincinnati, 2014 (80)
Completed a pass for 70 or more yards .....	Gunner Kiel, Cincinnati, 2014 (80)
Completed a pass for 60 or more yards .....	Gunner Kiel, Cincinnati, 2014 (80)
Completed a pass for 50 or more yards .....	Gunner Kiel, Cincinnati, 2014 (80)

### RECEIVING

Caught 15 or more passes .....	Jeremy Davis, Connecticut, 2013 (15)
Caught 10 or more passes .....	Keevan Lucas, Tulsa, 2014 (11)
Caught eight or more passes .....	Mitrc Mathews, BYU, 2014 (9)
Had 200 or more yards receiving .....	Jeremy Davis, Connecticut, 2013 (207)
Had 175 or more yards receiving .....	Jeremy Davis, Connecticut, 2013 (207)
Had 150 or more yards receiving .....	Jeremy Davis, Connecticut, 2013 (207)
Had 125 yards or more receiving .....	Jeremy Davis, Connecticut, 2013 (207)
Had 100 or more yards receiving .....	Keevan Lucas, Tulsa, 2014 (120)
Caught three or more TD passes .....	Robby Anderson, Temple, 2013 (3)
Caught two or more TD passes .....	Laquon Treadwell, Ole Miss, 2014 (2)

### TOTAL OFFENSE

Had 400 or more yards of total offense .....	Brett Hundley, UCLA, 2014 (422)
Had 300 or more yards of total offense .....	Christian Stewart, 2014 (337)

### SCORING

Accounted for five or more TDs .....	Shane Carden, ECU, 2012 (5 pass)
Accounted for four or more TDs .....	Casey Cochran, Connecticut, 2013 (4 pass)
Accounted for three or more TDs .....	Christian Stewart, BYU, 2014 (3 pass)
Scored four or more TDs .....	Chris Johnson, East Carolina, 2007 (4)
Scored three or more TDs .....	Robby Anderson, Temple, 2013 (3)
Scored two or more TDs .....	Paul Lasike, BYU, 2014 (2 run)
Kicked four or more field goals .....	Kevin Fitzpatrick, Tulsa, 2009 (4)
Kicked three or more field goals .....	Cairo Santos, Tulane, 2012 (3)

### DEFENSE

Intercepted two or more passes .....	Efrem Oliphant, Houston, 2014 (2)
Recovered two or more fumbles .....	D. Mathews, Houston, 2013 (2)
Recorded three or more sacks .....	Chris Daly, USF, 2001 (3)
Recorded two or more sacks .....	Tanzel Smart, Tulane, 2014 (2)
Recorded four or more tackles for loss .....	Chris Daley, USF, 2001 (4)
Recorded three or more tackles for loss .....	Tanzel Smart, Tulane, 2014 (3.0)

### SPECIAL TEAMS

Scored 10 or more points kicking .....	Nick Visco, Temple, 2013 (10)
Kicked four or more field goals .....	Kevin Fitzpatrick, Tulsa, 2009 (4)
Kicked three or more field goals .....	Cairo Santos, Tulane, 2012 (3)
Kicked a field goal of 50 yds or more .....	Bobby Zalud, Arkansas St., 2011 (56)
Kicked a 70-yard punt .....	Caleb Houston, UCF, 2013 (71)
Kicked a 60-yard punt .....	Dalton Parks, Tulsa, 2014 (61)
Totalled 150 or more kick return yards .....	Casey Robottom, Tulane, 2008 (166)
Totalled 100 or more kick return yards .....	Adam Hine, BYU, 2014 (109)
Totalled 100 or more punt return yards .....	Mario Hull, Rice, 2011 (121)
Had a punt return of 50 or more yards .....	Kenneth Acker, SMU, 2012 (59)
Had a 100-yard kickoff return .....	Fred Reed, Mississippi St., 2003

SCORING INDIV. RECORDS			
Most Points Scored (Min. 18)			
Rk	Tds	Player vs Opponent	Year
T1	24	Curtis Steele vs Tulsa	2009
T1	24	DeAngelo Williams vs Chattanooga	2004
T1	24	DeAngelo Williams vs Houston	2004
T1	24	DeAngelo Williams vs East Carolina	2004
T1	24	Dante Brown vs Houston	2001
T6	18	Paxton Lynch vs BYU	2014
T6	18	Brandon Hayes vs. Tulsa	2014
T6	18	Brandon Hayes vs. UAB	2012
T6	18	Steven Black vs Tulane	2008
T6	18	Carlos Singleton vs SMU	2007
T6	18	Joseph Doss vs UTEP	2006
T6	18	DeAngelo Williams vs Chattanooga	2005
T6	18	DeAngelo Williams vs Tulsa	2005
T6	18	DeAngelo Williams vs Akron	2005
T6	18	DeAngelo Williams vs Ole Miss	2003
T6	18	DeAngelo Williams vs Tennessee Tech	2003
T6	18	Ryan White vs UAB	1999
T6	18	Gerard Arnold vs Tulane	1999
T6	18	Gerard Arnold vs Arkansas State	1997
T6	18	Russell Copeland vs Tennessee	1992
T6	18	John Martin vs Tulane	1992
T6	18	Larry Porter vs Arkansas State	1990
T6	18	Billy Moody vs Louisville	1987
T6	18	Jeff Womack vs Southwestern Louisiana	1985
T6	18	Paul Gowen vs Cincinnati	1971
T6	18	Stan Davis vs Ole Miss	1971
T6	18	Jay McCoy vs Wichita State	1970
T6	18	Danny Pierce vs Southern Miss	1968
T6	18	Bob Sherlag vs Mississippi State	1965
T6	18	Dave Casinelli vs The Citadel	1962
T6	18	Dave Casinelli vs UT-Arlington	1962
T6	18	Dave Casinelli vs The Citadel	1961
T6	18	James Earl Wright vs The Citadel	1961
T6	18	Don Coffee vs Tulsa	1961
T6	18	Nick Bouni vs Southern Miss	1959
T6	18	Bill Robertson vs Arkansas State	1950
T6	18	Frank Berry vs Tampa	1949
Most TDs Scored (Min. 3; Rush/Rec)			
Rk	Tds	Player vs Opponent	Year
T1	4	Curtis Steele vs Tulsa	2009
T1	4	DeAngelo Williams vs Chattanooga	2004
T1	4	DeAngelo Williams vs Houston	2004
T1	4	DeAngelo Williams vs East Carolina	2004
T1	4	Dante Brown vs Houston	2001
T6	3	Paxton Lynch vs BYU	2014
T6	3	Brandon Hayes vs Tulsa	2014
T6	3	Sam Craft vs Temple	2013
T6	3	Brandon Hayes vs UAB	2012
T6	3	Steven Black vs Tulane	2008
T6	3	Carlos Singleton vs SMU	2007
T6	3	Joseph Doss vs UTEP	2006
T6	3	DeAngelo Williams vs Chattanooga	2005
T6	3	DeAngelo Williams vs Tulsa	2005
T6	3	DeAngelo Williams vs Akron	2005
T6	3	DeAngelo Williams vs Ole Miss	2003
T6	3	DeAngelo Williams vs Tennessee Tech	2003
T6	3	Gerard Arnold vs Tulane	1999
T6	3	Gerard Arnold vs Arkansas State	1997
T6	3	Russell Copeland vs Tennessee	1992
T6	3	John Martin vs Tulane	1992
T6	3	Larry Porter vs Arkansas State	1990
T6	3	Billy Moody vs Louisville	1987
T6	3	Jeff Womack vs Southwestern Louisiana	1985
T6	3	Paul Gowen vs Cincinnati	1971
T6	3	Stan Davis vs Ole Miss	1971
T6	3	Jay McCoy vs Wichita State	1970
T6	3	Danny Pierce vs Southern Miss	1968
T6	3	Bob Sherlag vs Mississippi State	1965
T6	3	Dave Casinelli vs The Citadel	1962
T6	3	Dave Casinelli vs UT-Arlington	1962
T6	3	Dave Casinelli vs The Citadel	1961
T6	3	James Earl Wright vs The Citadel	1961
T6	3	Don Coffee vs Tulsa	1961
T6	3	Nick Bouni vs Southern Miss	1959
T6	3	Bill Robertson vs Arkansas State	1950
T6	3	Frank Berry vs Tampa	1949
TDs Responsible For (Min. 4; Pass/Rush)			
Rk	Tds	Player vs Opponent	Year
1	7	Paxton Lynch vs BYU	2014

TDs Responsible For (Min. 4; Pass/Rush)			
Rk	Tds	Player vs Opponent	Year
T2	5	Danny Wimprine vs Louisville	2004
T2	5	Danny Wimprine vs Murray State	2002
T2	5	Danny Wimprine vs Army	2001
T2	5	James Earl Wright vs Tulsa	1961
T6	4	Paxton Lynch vs UConn	2014
T6	4	Paxton Lynch vs USF	2014
T6	4	Paxton Lynch at Cincinnati	2014
T6	4	Paxton Lynch vs Austin Peay	2014
T6	4	Curtis Steele vs Tulsa	2009
T6	4	Tyler Bass vs UT Martin	2009
T6	4	Arkelon Hall vs UAB	2008
T6	4	Martin Hankins vs East Carolina	2007
T6	4	Martin Hankins vs Southern Miss	2007
T6	4	Martin Hankins vs SMU	2007
T6	4	Danny Wimprine vs Bowling Green St.	2004
T6	4	DeAngelo Williams vs East Carolina	2004
T6	4	DeAngelo Williams vs Houston	2004
T6	4	Danny Wimprine vs East Carolina	2003
T6	4	Travis Anglin vs Chattanooga	2001
T6	4	Dante Brown vs Houston	2001
T6	4	Bernard Oden vs UAB	1997
T6	4	Steve Matthews vs Tulane	1992
T6	4	Tim Jones vs Tulane	1989
T6	4	Lloyd Patterson vs Auburn	1976
T6	4	Danny Pierce vs Louisville	1969
T6	4	Billy Fletcher vs Mississippi State	1965
T6	4	James Earl Wright vs Hardin Simmons	1961
T6	4	James Earl Wright vs Abilene Christian	1960
T6	4	James Earl Wright vs Tennessee Tech	1960
Most PAT Made Kicking (Min. 7)			
Rk	PAT	Player vs Opponent	Year
T1	9	Jake Elliott vs Missouri State	2015
T1	9	Jake Elliott vs Austin Peay	2014
T1	9	Pete Weeks vs Louisville	1969
T4	8	Joe Allison vs Tulane	1992
T4	8	Jack Carter vs Hardin-Simmons	1961
T6	7	Jake Elliott v BYU	2014
T6	7	Matt Reagan vs SMU	2007
T6	7	Stephen Gostkowski vs Chattanooga	2005
T6	7	Stephen Gostkowski vs Chattanooga	2004
T6	7	Stephen Gostkowski vs Tulane	2004
T6	7	Ryan White vs Houston	2001
T6	7	Hal McGeorge vs Virginia Tech	1973
T6	7	Roger Carter vs Cincinnati	1972
T6	7	Pete Weeks vs Wichita State	1970
Most Consecutive PAT Made (10)			
Rk	PAT	Player	Year
1.	101	Ryan White (101x101)	1998-2001
Most Points Kicking (Min. 13)			
Rk	Pts	Player vs Opponent	Year
1	18	Ryan White vs UAB	1999
2	17	S. Gostkowski vs Arkansas State	2004
T3	16	Jake Elliott vs Tulsa	2014
T3	16	Ryan White vs Cincinnati	1998
5	15	Jake Elliott at Houston	2013
T6	14	Stephen Gostkowski vs Marshall	2005
T6	14	Stephen Gostkowski vs Ole Miss	2003
T6	14	Joe Allison vs Tulane	1992
T9	13	Jake Elliott vs BYU	2014
T9	13	Matt Reagan vs UAB	2007
T9	13	Matt Reagan vs SMU	2007
T9	13	Stephen Gostkowski vs Louisville	2004
T9	13	Ryan White vs Arkansas State	2000
T9	13	Don Glosson vs Ole Miss	1983
T9	13	Rusty Bennett vs North Texas State	1977
Most Field Goals Made (Min. 4)			
Rk	FGs	Player vs Opponent	Year
T1	5	Jake Elliott at Houston	2013
T1	5	Ryan White vs UAB	1999
T3	4	Jake Elliott vs Tulsa	2014
T3	4	Matt Reagan vs UAB	2007
T3	4	S. Gostkowski vs Marshall	2005
T3	4	S. Gostkowski vs Arkansas State	2004
T3	4	Ryan White vs Arkansas State	2000
T3	4	Ryan White vs Cincinnati	1998
T3	4	Joe Allison vs Mississippi	1992
T3	4	Rusty Bennett vs North Texas	1977

Most Field Goals Attempted (Min. 4)			
Rk	Att	Player vs Opponent	Year
1	6	Ryan White vs UAB	1999
T2	5	Jake Elliott vs Tulsa	2014
T2	5	Jake Elliott at Houston	2013
T4	4	Jake Elliott at Temple	2014
T4	4	Jake Elliott at Cincinnati	2014
T4	4	Matt Reagan vs Southern Miss	2009
T4	4	Matt Reagan vs UAB, Rice	2007
T4	4	Matt Reagan vs UAB, Houston	2006
T4	4	Trey Adams vs Chattanooga	2006
T4	4	S. Gostkowski vs Marshall	2005
T4	4	S. Gostkowski vs Arkansas State	2004
T4	4	Stephen Gostkowski vs Tennessee Tech	2003
T4	4	Ryan White vs Arkansas State	2000
T4	4	Ryan White vs Cincinnati	1998
T4	4	Joe Allison vs Mississippi	1992
T4	4	Rusty Bennett vs North Texas	1977
SCORING TEAM RECORDS			
Most Points Scored			
Rk	Pts	Opponent	Year
1	70	vs Tampa	1949
2	69	vs Louisville	1969
3	64	vs Union University	1950
4	63	vs Missouri State	2015
5	63	vs Austin Peay	2014
6	62	vs Tulane	1992
T7	61	vs Arkansas State	1949
T7	61	vs East Central Oklahoma	1951
Most Touchdowns Scored			
Rk	Tds	Opponent	Year
1	11	vs Tampa	1949
T2	10	vs Louisville	1969
T2	10	vs Union	1950
T4	9	vs Missouri State	2015
T4	9	vs Austin Peay	2014
T4	9	vs Arkansas State	1949
T4	9	vs East Central Oklahoma	1951
Most Rushing Touchdowns			
Rk	Tds	Opponent	Year
T1	7	vs Austin Peay	2014
T1	7	vs North Texas State	1971
T1	7	vs The Citadel	1962
T4	6	vs Tulane	2008
T4	6	vs Wichita State	1972
T4	6	vs Tulsa	1972
T4	6	vs Tulsa	1969
T4	6	vs Cincinnati	1969
Most Passing Touchdowns			
Rk	Tds	Opponent	Year
T1	5	vs SMU	2007
T1	5	vs Murray State	2002
3	5	vs Louisville	1969
T4	4	vs BYU	2014
T4	4	vs UConn	2014
T4	4	vs UT Martin	2009
T4	4	vs UAB	2008
T4	4	vs Chattanooga	2004
T4	4	vs Louisville	2004
T4	4	vs Bowling Green	2004
T4	4	vs East Carolina	2003
T4	4	vs Louisville	2002
T4	4	vs Army	2001
T4	4	vs Tulane	1992
T4	4	vs Tulsa	1961
Most Extra Points			
Rk	EP	Opponent	Year
T1	9	vs Missouri State	2015
T1	9	vs Austin Peay	2014
T1	9	vs Louisville	1969
T4	8	vs Chattanooga	2005
T4	8	vs Tulane	1992
T6	7	vs BYU	2014
T6	7	vs SMU	2007
T6	7	vs Tulane	2004
T6	7	vs Chattanooga	2004
T6	7	vs Houston	2001
T6	7	vs Virginia Tech	1973

Most Extra Points			
Rk	EP	Opponent	Year
T6	7	vs Wichita State	1972
T6	7	vs Cincinnati	1972
T6	7	vs Louisville	1962
Most Field Goals Made			
Rk	FGs	Opponent	Year
T1	5	at Houston	2013
T1	5	vs UAB	1999
T3	4	vs Tulsa	2014
T3	4	vs UAB	2007
T3	4	vs Marshall	2005
T3	4	vs Arkansas State	2004
T3	4	vs Cincinnati	1998
T3	4	vs Ole Miss	1992
T3	4	vs North Texas State	1976
Most Field Goals Attempted			
Rk	Att	Opponent	Year
T1	6	vs UAB	1999
T1	6	vs North Texas State	1976
T3	5	vs Tulsa	2014
T3	5	at Houston	2013
T5	4	at Temple	2014
T5	4	at Cincinnati	2014
T5	4	vs Southern Miss	2009
T5	4	vs UAB, Rice	2007
T5	4	vs Chattanooga	2006
T5	4	vs UAB	2006
T5	4	vs Houston	2006
T5	4	vs East Carolina	2005
T5	4	vs Marshall	2005
T5	4	vs Arkansas State	2004
T5	4	vs Tennessee Tech	2003
T5	4	vs Arkansas	1994
T5	4	vs Ole Miss	1992
T5	4	vs North Texas State	1977
Most Consecutive Field Goals Made			
Rk	FGs	Years	
T1	16	1998-99	
T1	16	1983-84	
Most 2-Point Conversions Made			
Rk	No.	Opponent	Year
1	2	Louisville	1998
RUSHING INDIV. RECORDS			
Most Rushing Attempts			
Rk	Att	Player vs Opponent	Year
1	42	Marcus Holliday vs Tulane	1994
T2	39	Curtis Steele vs UTEP	2009
T2	39	DeAngelo Williams vs East Carolina	2005
4	38	Sam Craft at Cincinnati	2014
T5	37	DeAngelo Williams vs Ole Miss	2004
T5	37	Larry Porter vs Ole Miss	1993
T5	37	James King vs Wichita State	1977
8	36	DeAngelo Williams vs Southern Miss	2005
T9	35	DeAngelo Williams vs UTEP	2005
T9	35	Frank Fletcher vs Cincinnati	1994
Most Yards Rushing			
Rk	Yds	Player vs Opponent	Year
1	263	DeAngelo Williams vs USF	2004
2	262	DeAngelo Williams vs Houston	2004
3	260	Paul Gowen vs Tulsa	1969
4	240	Curtis Steele vs UTEP	2009
5	238	DeAngelo Williams vs Akron	2005
6	236	DeAngelo Williams vs UTEP	2005
7	232	Curtis Steele vs Tulsa	2009
8	226	DeAngelo Williams vs East Carolina	2005
9	225	DeAngelo Williams vs East Carolina	2004
10	223	DeAngelo Williams vs Tulsa	2003
11	210	Dave Casinelli vs Houston	1965
12	206	Larry Porter vs Arkansas State	1990
13	205	DeAngelo Williams vs Chattanooga	2005
14	203	Curtis Steele vs Arkansas State	2008
15	200	DeAngelo Williams vs Louisville	2004
T16	199	Brandon Hayes vs Tulsa	2014
T16	199	DeAngelo Williams vs USM	2004
18	198	DeAngelo Williams vs Houston	2005
19	195	DeAngelo Williams vs Tulane	2003



Most Yards Rushing			
Rk	Yds	Player vs Opponent	Year
20	190	Teofilo Riley vs Arkansas State	1998
T21	189	Brandon Hayes vs USF	2014
T21	189	Richard Williams vs Georgia Tech	1980
23	188	Eddie Hill vs Cincinnati	1978

Highest Average Per Carry (Min. 12)			
Rk	Avg	Player vs Opponent	Year
1	15.8	Richard Williams vs Georgia Tech	1980
2	15.3	Paul Gowen vs Tulsa	1969
3	12.2	Curtis Steele vs Tulsa	2009
4	11.0	DeAngelo Williams vs Army	2002
5	10.8	DeAngelo Williams vs Murray State	2002
6	10.4	Eddie Hill vs Cincinnati	1978
7	10.3	DeAngelo Williams vs Chattanooga	2005

Longest Run From Scrimmage			
Rk	Yds	Player vs Opponent	Year
1	95	Keith White vs Arkansas State	1948
T2	92	Herb Covington vs Cincinnati	1966
T2	92	Sonny Parsons vs The Citadel	1961
T4	89	Keith Benton vs Louisville	1990
T4	89	Jack Scott vs Union	1948

Most Rushing Touchdowns			
Rk	Tds	Player vs Opponent	Year
T1	4	Curtis Steele vs Tulsa	2009
T1	4	DeAngelo Williams vs Chattanooga	2004
T1	4	DeAngelo Williams vs Houston	2004
T1	4	DeAngelo Williams vs East Carolina	2004
T1	4	Dante Brown vs Houston	2001
T2	3	28 times (last; Lynch vs BYU, 2014)	

RUSHING TEAM RECORDS

Most Rushing Attempts			
Rk	Att	Opponent	Year
1	81	vs North Texas State	1971
2	77	vs Wichita State	1972
3	76	vs North Texas State	1979
T4	70	vs Georgia Tech	1981
T4	70	vs Virginia Tech	1970

Fewest Rushing Attempts			
Rk	Att	Opponent	Year
T1	19	vs Arkansas	1998
T1	19	vs UCF	2006
3	20	vs Mississippi	1998

Most Yards Rushing			
Rk	Yds	Opponent	Year
1	536	vs Arkansas State	1950
2	507	vs Tulsa	1969
3	485	vs Wichita State	1970
4	456	vs North Texas State	1971
5	436	vs Tulsa	1972
6	419	vs The Citadel	1962

Fewest Yards Rushing			
Rk	Yds	Opponent	Year
T1	-14	vs SMU	2011
T1	-14	vs Houston	1998

Most Rushing Touchdowns			
Rk	Tds	Opponent	Year
T1	7	vs Austin Peay	2014
T1	7	vs North Texas State	1971
T1	7	vs The Citadel	1962
T4	6	vs Tulane	2008
T4	6	vs Wichita State	1972
T4	6	vs Tulsa	1972
T4	6	vs Cincinnati	1969

PASSING INDIV. RECORDS

Most Passing Attempts			
Rk	Att	Player vs Opponent	Year
T1	60	Martin Hankins vs East Carolina	2007
T1	60	Martin Hankins vs Ole Miss	2007
T1	60	Danny Wimprine vs Mississippi State	2003
4	59	Martin Hankins vs SMU	2007
5	55	Arkelon Hall vs Louisville	2008

Most Passing Attempts			
Rk	Att	Player vs Opponent	Year
6	53	Danny Wimprine vs USF	2002
T7	51	Arkelon Hall vs Marshall	2008
T7	51	Danny Wimprine vs USC	2003
T9	48	Will Hudgens vs East Carolina	2009
T9	48	Martin Hankins vs Southern Miss	2007
T9	48	Danny Wimprine vs Mississippi State	2002
T12	46	Paxton Lynch vs BYU	2014
T12	46	Danny Wimprine vs Louisville	2004
T14	45	Andy Summerlin vs Southern Miss	2011
T14	45	Will Hudgens vs Marshall	2007
T14	45	Martin Hankins vs East Carolina	2006
T14	45	Steve Matthews vs Mississippi State	1993
T18	44	Will Hudgens vs Southern Miss	2009
T18	44	Danny Wimprine vs Houston	2002
T18	44	Danny Wimprine vs Louisville	2002
T18	44	Bernard Oden vs Minnesota	1997
T18	44	Steve Matthews vs Louisville	1993
T23	43	Danny Wimprine vs Ole Miss	2004
T23	43	Danny Wimprine vs UAB	2004
T25	42	Martin Hankins vs Marshall	2006
T25	42	Danny Wimprine vs UAB	2003
T27	41	Paxton Lynch vs UConn	2014
T27	41	Paxton Lynch at UCLA	2014
T27	41	Paxton Lynch at Houston	2013
T27	41	Will Hudgens vs UAB	2009
T27	41	Martin Hankins vs UCF	2006
T27	41	Danny Wimprine vs Arkansas State	2004
T27	41	Rusty Trail vs Southern Miss	1988
34	40	Billy Fletcher vs Wake Forest	1965

Most Pass Completions			
Rk	Cmp	Player vs Opponent	Year
1	41	Martin Hankins vs Ole Miss	2007
2	35	Martin Hankins vs Southern Miss	2007
3	34	Martin Hankins vs East Carolina	2007
T4	33	Will Hudgens vs East Carolina	2009
T4	33	Arkelon Hall vs Louisville	2008
T6	32	Danny Wimprine vs UAB	2003
T6	32	Danny Wimprine vs Mississippi State	2003
T6	32	Danny Wimprine vs USF	2002
T9	30	Will Hudgens vs Marshall	2007
T9	30	Martin Hankins vs SMU	2007
T11	29	Arkelon Hall vs Rice	2008
T11	29	Steve Matthews vs Mississippi State	1993
T13	28	Will Hudgens vs Southern Miss	2009
T13	28	Arkelon Hall vs Marshall	2008
T15	27	Paxton Lynch at UCLA	2014
T15	27	Martin Hankins vs UCF	2006
T17	26	Paxton Lynch vs Houston	2014
T17	26	Paxton Lynch vs SMU	2013
T17	26	Jacob Karam vs Middle Tennessee	2012
T17	26	Will Hudgens vs UAB	2009
T17	26	Martin Hankins vs Marshall	2006
T17	26	Danny Wimprine vs Bowling Green	2004
T17	26	Danny Wimprine vs UAB	2004
T24	25	Taylor Reed vs Middle Tennessee	2011
T24	25	Martin Hankins vs Tulane	2007
T24	25	Martin Hankins vs Florida Atlantic	2007
T24	25	Danny Wimprine vs USF	2003
T24	25	Danny Wimprine vs Mississippi State	2002
T24	25	Bernard Oden vs Minnesota	1997
T24	25	Steve Matthews vs Louisville	1993

Most Yards Passing			
Rk	Yds	Player vs Opponent	Year
1	416	Martin Hankins vs East Carolina	2007
2	398	Danny Wimprine vs Mississippi State	2003
3	396	Martin Hankins vs Southern Miss	2007
4	373	Arkelon Hall vs Rice	2008
5	364	Arkelon Hall vs Marshall	2008
6	361	Danny Wimprine vs Louisville	2004
7	356	Danny Wimprine vs Arkansas State	2004
T8	355	Martin Hankins vs Tulane	2007
T8	355	Danny Wimprine vs Ole Miss	2003
T8	355	Rusty Trail vs Southern Miss	1988
11	350	Arkelon Hall vs Louisville	2008
12	347	Danny Wimprine vs UAB	2004
13	346	Will Hudgens vs Marshall	2007
14	343	Martin Hankins vs Ole Miss	2007
15	342	Danny Wimprine vs Houston	2002
16	340	Steve Matthews vs Mississippi State	1993
17	336	Martin Hankins vs SMU	2007
18	335	Steve Matthews vs East Carolina	1992
19	333	Will Hudgens vs UAB	2009

Most Yards Passing			
Rk	Yds	Player vs Opponent	Year
20	332	Taylor Reed vs Austin Peay State	2011
21	325	Jacob Karam vs Middle Tennessee	2012
22	324	Danny Wimprine vs Bowling Green	2004
23	322	Martin Hankins vs Marshall	2006
24	314	Danny Wimprine vs USF	2002
25	313	Will Hudgens vs East Carolina	2009
26	311	Paxton Lynch at Cincinnati	2014
27	307	Paxton Lynch at SMU	2014
T28	306	Paxton Lynch vs BYU	2014
T28	306	Martin Hankins vs Rice	2007
30	305	Paxton Lynch at UCLA	2014
31	303	Martin Hankins vs UAB	2006
32	300	Bernard Oden vs Minnesota	1997
33	298	Martin Hankins vs UAB	2007
34	295	Danny Wimprine vs Cincinnati	2001
35	294	Martin Hankins vs Chattanooga	2006
T36	293	Tyler Bass vs UT Martin	2009
T36	293	Ryan Williams vs East Carolina	2010
38	292	Bernard Oden vs Cincinnati	1997
39	291	Qadry Anderson vs Tulane	1996
40	289	Martin Hankins vs Jacksonville State	2007
T41	288	Danny Wimprine vs Mississippi State	2002
T41	288	Danny Sparkman vs Cincinnati	1984

Highest Average Gain/Completion			
Rk	Yds	Player vs Opponent (Cmp-Yds)	Year
1	29.22	D. Wimprine vs Chattanooga (9-263)	2004
2	28.25	Neil Suber vs East Carolina (8-226)	1999
3	28.10	Keith Benton vs UCF (7-197)	1990
4	24.85	Lloyd Patterson vs N. Texas (7-171)	1977
5	24.77	Bernard Oden vs Michigan St. (9-223)	1997
6	24.67	Neil Suber vs Tennessee (9-222)	1999
7	23.88	L. Patterson vs USM (9-215)	1977
8	23.83	Will Hudgens vs UCF (6-143)	2009
9	23.70	Danny Sparkman vs ASU (9-214)	1984
10	23.20	Keith Benton vs UT (5-116)	1991
11	22.60	Keith Benton vs Ole Miss (6-136)	1990

Most Touchdown Passes			
Rk	Tds	Player vs Opponent	Year
1	5	Danny Wimprine vs Murray State	2002
T2	4	Paxton Lynch vs BYU	2014
T2	4	Paxton Lynch vs UConn	2014
T2	4	Tyler Bass vs UT Martin	2009
T2	4	Arkelon Hall vs UAB	2008
T2	4	Martin Hankins vs East Carolina	2004
T2	4	Martin Hankins vs Southern Miss	2007
T2	4	Martin Hankins vs SMU	2007
T2	4	Danny Wimprine vs Bowling Green	2004
T2	4	Danny Wimprine vs Louisville	2004
T2	4	Danny Wimprine vs East Carolina	2003
T2	4	Danny Wimprine vs Louisville	2002
T2	4	Danny Wimprine vs Army	2001
T2	4	Steve Matthews vs Tulane	1992
T2	4	James Earl Wright vs Tulsa	1961

Most Interceptions Thrown			
Rk	Tds	Player vs Opponent	Year
T1	5	Martin Hankins vs East Carolina	2006
T1	5	Danny Wimprine vs Mississippi State	2002
T1	5	Darrell Martin vs Vanderbilt	1980
T1	5	Keith Benton vs Missouri	1990
T2	4	Several tied; last Hankins vs. Ole Miss	2007

PASSING TEAM RECORDS

Most Passing Attempts			
Rk	Att	Opponent	Year
T1	61	vs Ole Miss	2007
T1	61	vs East Carolina	2007
T1	61	vs SMU	2007
T1	61	vs Mississippi State	2003
5	56	vs Louisville	2008
6	55	vs USF	2002
T7	54	vs Marshall	2008
T7	54	vs Tulane	2000
9	51	vs USF	2003
T10	49	vs East Carolina	2009
T10	49	vs Southern Miss	2007
12	48	vs Ole Miss	2002
T13	47	vs Marshall	2011
T13	47	vs Mississippi State	1993

Most Passing Attempts			
Rk	Att	Opponent	Year
T15	46	vs BYU	2014
T15	46	vs Marshall	2007
T15	46	vs Florida Atlantic	2007
T15	46	vs East Carolina	2006
T15	46	vs Louisville	2004
T15	46	vs Ole Miss	1969
T15	46	vs Murray State	1985
T22	45	vs Southern Miss	2011
T22	45	vs Louisville	1993
T24	44	vs Southern Miss	2009
T24	44	vs Ole Miss	2008
T24	44	vs Minnesota	1997

Fewest Passing Attempts			
Rk	Att	Opponent	Year
1	3	vs Arkansas State	1982

Most Pass Completions			
Rk	Cmp	Opponent	Year
1	41	vs Ole Miss	2007
2	35	vs Southern Miss	2007
T3	34	vs Louisville	2008
T3	34	vs East Carolina	2007
T5	33	vs East Carolina	2009
T5	33	vs USF	2002
T7	32	vs SMU	2007
T7	32	vs Mississippi State	2003
T7	32	vs UAB	2003
T10	30	vs Marshall	2007
T10	30	vs Mississippi State	1993
T12	29	vs Rice	2008
T12	29	vs Marshall	2008
T14	28	vs Southern Miss	2009
T14	28	vs UCF	2006
T16	27	at UCLA	2014
T16	27	vs Tulane	2007
T18	26	vs Houston	2014
T18	26	vs SMU	2013
T18	26	vs Mississippi State	2011
T18	26	vs Middle Tennessee	2012
T18	26	vs UAB	2009
T18	26	vs Florida Atlantic	2007
T18	26	vs Marshall	2006
T18	26	vs Bowling Green State	2004
T18	26	vs UAB	2004
T27	25	vs Middle Tennessee	2011
T27	25	vs Rice	2007
T27	25	vs East Carolina	2006
T27	25	vs USF	2003
T27	25	vs Mississippi State	2002
T27	25	vs Minnesota	1997
T27	25	vs Louisville	1993

Fewest Pass Completions			
Rk	Cmp	Opponent	Year
1	1	five times (last vs Marshall)	2005

Most Passing Yards			
Rk	Yds	Opponent	Year
1	416	vs East Carolina	2007
2	398	vs Mississippi State	2003
3	396	vs Southern Miss	2007
4	390	vs Tennessee Tech	2003
5	389	vs Ole Miss	2003
T6	379	vs Tulane	2007
T6	379	vs Mississippi State	1993
8	373	vs Rice	2008
9	368	vs Marshall	2008
10	361	vs Louisville	2004
11	356	vs Arkansas State	2004
12	355	vs Southern Miss	1988
13	352	at SMU	2014
14	351	vs Louisville	2008
15	347	vs UAB	2004
16	346	vs Marshall	2007
T17	343	vs Ole Miss	2007
T17	343	vs SMU	2007
19	342	vs Houston	2002
20	336	vs Chattanooga	2004
21	335	vs East Carolina	1992
22	333	vs UAB	2009
23	332	vs Austin Peay State	2011
24	331	vs Ole Miss	1969
25	328	vs Chattanooga	2006

MOST PASSING YARDS			
RK	YDS	OPPONENT	YEAR
26	325	vs Middle Tennessee	2012
T27	324	vs Rice	2007
T27	324	vs Bowling Green State	2004
29	322	vs Marshall	2006
30	320	vs USF	2002
31	316	vs UT Martin	2009
32	313	vs East Carolina	2009
33	312	vs East Carolina	2010
34	311	at Cincinnati	2014
35	306	vs BYU	2014
36	305	at UCLA	2014
37	303	vs UAB	2006
T38	301	vs Jacksonville State	2007
T38	301	vs Southwestern Louisiana	1973
40	300	vs Minnesota	1997

FEWEST PASSING YARDS			
RK	YDS	OPPONENT	YEAR
1	-3	vs Marshall	2005
2	6	vs Southern Miss	1966

MOST PASSES HAD INTERCEPTED			
RK	INT	OPPONENT	YEAR
T1	5	vs East Carolina	2006
T1	5	vs Mississippi State	2002
T1	5	vs Miami	1993
T1	5	vs Missouri	1991
T1	5	vs Southwestern Louisiana	1987
T1	5	vs Vanderbilt	1980
T1	5	vs Vanderbilt	1979
T1	5	vs Houston	1968
T1	5	vs New Mexico	1986

## RECEIVING INDIV. RECORDS

MOST PASS RECEPTIONS			
RK	REC	PLAYER VS OPPONENT	YEAR
1	13	Maurice Avery vs UAB	2003
2	12	Steven Black vs SMU	2007
T3	11	Tannar Rehner vs Rice	2011
T3	11	Duke Calhoun vs Southern Miss	2009
T3	11	Carlos Singleton vs Marshall	2008
T6	10	Keiwone Malone vs MTSU	2012
T6	10	Marcus Rucker vs Middle Tennessee	2012
T6	10	Tannar Rehner vs Middle Tennessee	2011
T6	10	Duke Calhoun vs Ole Miss	2007
T6	10	Darron White vs Mississippi State	2003
T6	10	Richie Floyd vs Arkansas State	1997
T6	10	Isaac Bruce vs Southwestern La.	1993
T6	10	Mac Cody vs Mississippi State	1993
T6	10	Russell Copeland vs Mississippi State	1992
T6	10	Russell Copeland vs Tennessee	1992
T6	10	Bob Sherlag vs Mississippi State	1965

MOST YARDS RECEIVING			
RK	YDS	PLAYER VS OPPONENT	YEAR
1	186	Bob Sherlag vs Mississippi State	1965
2	177	Marcus Rucker vs Middle Tennessee	2012
T3	174	Duke Calhoun vs UT Martin	2009
T3	174	Ryan Roskelly vs Tulsa	1994
5	173	Maurice Jones vs Rice	2008
6	172	Richie Floyd vs Tulane	1996
7	162	Duke Calhoun vs UCF	2009
8	160	Bill Robertson vs Arkansas State	1950
T9	159	Duke Calhoun vs UAB	2007
T9	159	Preston Riley vs Louisville	1968
T11	158	Carlos Singleton vs Marshall	2008
T12	155	Marcus Rucker vs Southern Miss	2010
T12	155	Richie Floyd vs Cincinnati	1997
14	150	Travis Anglin vs Houston	2002
15	147	Isaac Bruce vs East Carolina	1993
16	141	Duke Calhoun vs Marshall	2009
17	140	Russell Copeland vs East Carolina	1992
18	138	Russell Copeland vs Tennessee	1992
19	137	Isaac Bruce vs Tulsa	1992
20	135	DeAngelo Williams vs Tenn. Tech	2003
21	132	Darrius Blevins vs Tulane	1997

AVG. GAIN/RECEPTION (MIN. 3 REC.)			
RK	AVG	PLAYER VS OPPONENT	YEAR
1	40.5	Duke Calhoun vs UCF (4-162)	2009
2	39.8	Duke Calhoun vs UAB (4-159)	2007

AVG. GAIN/RECEPTION (MIN. 3 REC.)			
RK	AVG	PLAYER VS OPPONENT	YEAR
3	38.8	Marcus Rucker vs USM(4-155)	2010
4	37.6	Tav. Davis vs Ole Miss (3-113)	2003
5	36.3	Antoine Harden vs Army (3-109)	2001
6	34.3	Ryan Scott vs Akron (3-103)	2005
7	33.8	DeAngelo Williams vs TTU (4-135)	2003
8	33.0	Darrius Blevins vs Tulane (4-132)	1997
9	32.0	Earnest Williams vs Tulane (3-96)	2007
10	31.8	Preston Riley vs Louisville (5-159)	1968
11	29.8	Duke Calhoun vs Rice (4-119)	2007
12	29.5	Billy Foster vs APSU (4-118)	2011
13	29.3	Maurice Jones vs Tulane (4-117)	2007
14	29.0	Ryan Roskelly vs UAB (6-174)	1994
15	28.3	Darron White vs ASU (3-85)	2004
16	28.2	Duke Calhoun vs Marshall (5-141)	2009
17	28.0	Robert Douglas vs ASU (3-84)	2004
18	27.7	Sam Craft (3-83)	2013
T19	27.3	Mose Frazier vs USF (3-82)	2014
T19	27.3	Duke Calhoun vs UCT (4-109)	2006
T21	27.0	Keiwone Malone at Louisville (3-81)	2013
T21	27.0	Chris Kelley vs BGSU (4-108)	2004
23	26.3	Billy Foster vs UAB (3-79)	2011
24	26.0	Darren Garcia vs N. Texas (4-104)	2003
25	25.8	Duke Calhoun vs UTEP (5-129)	2006
26	25.7	Adrian Henderson at Cincinnati (3-77)	2014
T27	24.7	Tevin Jones at UCLA (3-74)	2014
T27	24.7	Maurice Jones vs Rice (3-74)	2007
29	24.6	Carlos Singleton vs UAB (5-123)	2008
T30	24.5	Isaac Bruce vs Arkansas St. (4-98)	1993
T30	24.5	Maurice Avery vs East Carolina (4-98)	2003
32	24.3	Chris Kelley vs Ole Miss (3-73)	2004
T33	23.7	Jermaine McKenzie vs Louisville (3-71)	2010
T33	23.7	Maurice Jones vs Arkansas St. (3-71)	2007
T33	23.7	Carlos Singleton vs SMU (3-71)	2008

MOST TOUCHDOWN RECEPTIONS			
RK	TDS	PLAYER VS OPPONENT	YEAR
T1	3	Carlos Singleton vs SMU	2007
T1	3	Russell Copeland vs Tennessee	1992
T1	3	Stan Davis vs Ole Miss	1971
T1	3	Bob Sherlag vs Mississippi State	1965
T1	3	Don Coffey vs Tulsa	1961
T1	3	Bill Robertson vs Arkansas State	1950

LONGEST PASS RECEPTION			
RK	YDS	PLAYER VS OPPONENT	YEAR
1	94	Earnest Gray vs Houston	1978
2	93	Billy Foster vs Austin Peay State	2011
T3	92	Tavarious Davis vs Ole Miss	2003
T3	92	Damien Dodson vs Houston	1998
5	85	Duke Calhoun vs UT Martin	2009
T6	84	Chris Martin vs Southern Miss	1988
T6	84	Edwin Lovelady vs Arkansas State	1984
8	83	Derrick Crawford vs Arkansas State	1983
T9	82	Ryan Scott vs UAB	2006
T9	82	Damien Dodson vs East Carolina	1998
T9	82	Teofilo Riley vs Houston	1996
T9	82	Harold Sterling vs Southern Miss	1960
13	81	Marcus Rucker vs Southern Miss	2010
T14	80	Duke Calhoun vs Marshall	2009
T14	80	Steven Black vs Arkansas State	2007
T14	80	DeAngelo Williams vs TTU	2003
T14	80	Russell Copeland vs East Carolina	1992
18	79	Jerry Harris vs Florida State	1984
19	76	Russell Copeland vs UCF	1990
T20	75	Enis Jackson vs Mississippi State	1984
T20	75	Billy Moody vs Virginia Tech	1985

MOST CONSECUTIVE GAMES WITH A RECEPTION			
RK	GMS	PLAYER VS OPPONENT	YEAR
1	49	Duke Calhoun	
2	28	Carlos Singleton	
3	27	Russell Copeland	
4	26	Earnest Gray	
5	24	Darron White	
T6	22	Bunkie Perkins	
T6	22	Isaac Bruce	
T6	22	Ryan Roskelly	
9	21	Richie Floyd	
10	19	Damien Dodson	
11	18	John Bush	
T12	16	Ryan Scott	
T12	16	Tannar Rehner	
14	15	Wayne Pryor	

## TOTAL OFFENSE INDIV. RECORDS

MOST OFFENSIVE PLAYS (MIN. 50)			
RK	NO.	PLAYER VS OPPONENT	YEAR
1	68	Martin Hankins vs East Carolina	2007
T2	66	Arkelon Hall vs Louisville	2008
T2	66	Danny Wimprine vs USF	2002
T4	63	Martin Hankins vs Ole Miss	2007
T4	63	Danny Wimprine vs Mississippi State	2003
6	62	Martin Hankins vs SMU	2007
T7	60	Arkelon Hall vs Marshall	2008
T7	60	Bernard Oden vs Minnesota	1997
9	59	Paxton Lynch vs BYU	2014
T10	54	Qadry Anderson vs Louisville	1996
T10	54	Billy Fletcher vs Wake Forest	1965
12	53	Danny Wimprine vs USF	2003
T13	52	Paxton Lynch vs Houston	2014
T13	52	Danny Wimprine vs Louisville	2004
T13	52	Steve Matthews vs Louisville	1993
T16	51	Martin Hankins vs Southern Miss	2007
T16	51	Danny Wimprine vs Mississippi State	2002
T16	51	Rusty Trail vs Southern Miss	1988
T19	50	Paxton Lynch vs UConn	2014
T19	50	Danny Wimprine vs Louisville	2002
T19	50	Danny Wimprine vs Cincinnati	2001

MOST TOTAL OFFENSE (MIN. 350)			
RK	YDS	PLAYER VS OPPONENT	YEAR
1	409	Arkelon Hall vs Rice	2008
2	405	Martin Hankins vs East Carolina	2007
3	390	Martin Hankins vs Southern Miss	2007
4	386	Danny Wimprine vs Louisville	2004
5	383	Danny Wimprine vs Arkansas State	2004
6	383	Danny Wimprine vs Mississippi State	2003
7	376	Danny Wimprine vs Ole Miss	2003
8	375	Rusty Trail vs Southern Miss	1988
9	373	Tyler Bass vs UT Martin	2009
10	372	Arkelon Hall vs Louisville	2008
11	364	Danny Wimprine vs UAB	2004
T12	362	Arkelon Hall vs Marshall	2008
T12	362	Steve Matthews vs Mississippi State	1993
14	361	Taylor Reed vs Austin Peay State	2011
15	356	Paxton Lynch at Cincinnati	2014
16	352	Martin Hankins vs Tulane	2007
T17	351	Qadry Anderson vs Tulane	1996
T17	351	Billy Fletcher vs Mississippi State	1965
19	350	Danny Wimprine vs Cincinnati	2001

AVG. GAIN/PLAY (MIN. 25 PLAYS)			
RK	AVG	PLAYER VS OPPONENT	YEAR
1	11.5	Danny Sparkman vs Cincinnati	1984
2	10.8	Martin Hankins vs UAB	2007
3	10.6	Taylor Reed vs Austin Peay State	2011
4	10.7	Danny Wimprine vs Ole Miss	2003
5	10.4	Paxton Lynch at SMU	2014
6	10.2	Steve Matthews vs East Carolina	1992
T7	9.6	Paxton Lynch at Cincinnati	2014
T7	9.6	Ryan Williams vs East Carolina	2010
T9	9.4	DeAngelo Williams vs USF	2004
T9	9.4	DeAngelo Williams vs Tulane	2003
T11	9.3	Martin Hankins vs UAB	2006
T11	9.3	Danny Wimprine vs North Texas	2003
13	9.0	Paxton Lynch at UCLA	2014
14	8.9	Paxton Lynch vs USF	2014
T15	8.7	Arkelon Hall vs Rice	2008
T15	8.7	Billy Fletcher vs Mississippi State	1965
T17	8.6	Paxton Lynch vs Austin Peay	2014
T17	8.6	Martin Hankins vs Tulane	2007
T17	8.6	Tim Jones vs Tulane	1989
T17	8.6	Danny Wimprine vs East Carolina	2003

## TOTAL OFFENSE TEAM RECORDS

MOST OFFENSIVE PLAYS			
RK	NO.	OPPONENT	YEAR
1	108	vs SMU	2007
2	97	vs BYU	2014
3	96	vs Ole Miss	2007
4	94	at Cincinnati	2014
5	92	vs Murray State	1985
T6	91	vs Ole Miss	1983
T6	91	vs Southwestern Louisiana	1983
T8	89	vs Rice, East Carolina	2007
T8	89	vs Mississippi State	2003

MOST OFFENSIVE PLAYS			
RK	NO.	OPPONENT	YEAR
T8	89	vs USF	2003
T8	89	vs Louisville	1968
T8	89	vs North Texas State	1971
13	88	vs Arkansas State	2004
T14	87	vs Mississippi State	2011
T14	87	vs Ole Miss	2004
T16	86	vs Middle Tennessee	2014
T16	86	vs Louisville	2008
T16	86	vs Cincinnati	1995
T19	85	vs UConn	2014
T19	85	vs Nicholls State	2008
T19	85	vs Louisville	2004
T19	85	vs East Carolina	1995

FEWEST OFFENSIVE PLAYS			
RK	NO.	OPPONENT	YEAR
1	30	vs Ole Miss	1964

MOST TOTAL YARDS			
RK	YDS	OPPONENT	YEAR
1	659	vs Louisville	1969
2	630	vs Cincinnati	1984
3	610	at Cincinnati	2014
4	603	vs Louisville	2004
5	597	vs Wichita State	1970
6	592	vs Chattanooga	2005
7	582	at SMU	2014
8	571	vs Rice	2007
9	568	vs Mississippi State	2003
10	567	vs Tennessee Tech	2003
11	563	vs UAB	2007
12	560	vs Southern Miss	1970
13	552	vs Tulsa	1969

FEWEST TOTAL YARDS			
RK	YDS	OPPONENT	YEAR
1	47	vs Ole Miss	1964

## PUNTING INDIV. RECORDS

Most Punts			
Rk	No.	Player vs Opponent	Year
1	13	Hugh Owens vs Texas A&M	1979
T2	12	Tom Hornsey vs SMU	2011
T2	12	Mike Coughlin vs Michigan	1995
T2	12	Hugh Owens vs Texas A&M	1978
T2	12	Paul Wilson vs South Carolina	1972
T2	12	Arthur Franklin vs Southwestern La.	1986
T7	11	Tom Hornsey vs Southern Miss	2011
T7	11	Jim Cande vs Ole Miss	1999
T7	11	Hugh Owens vs Houston	1978
T7	11	Durwood Gordon vs W. Texas State	1968
T7	11	Ben Graves vs Southern Miss	2000
T12	10	Tom Hornsey vs Rice	2011
T12	10	Tom Hornsey vs UCF	2011
T12	10	Tom Hornsey vs Middle Tennessee	2010
T12	10	Tom Hornsey vs Louisville	2010
T12	10	Matt Reagan vs Middle Tennessee	2009
T12	10	Ben Graves vs Mississippi State	2000
T12	10	James Gaither vs Southern Miss	2001
T12	10	Drew Pairamore vs Louisville	1996
T12	10	Mike Coughlin vs Southwestern La.	1995

HIGHEST PUNTING AVERAGE (2 PUNTS MIN.)				
Rk	AVG	PLAYER VS OPPONENT	YEAR	
1	53.5	Matt Reagan vs Marshall (6-321)	2009	
2	53.0	Brent Sutherland vs Rice (2-106)	2007	
3	52.7	Tom Hornsey vs Tulane (3-158)	2012	
4	52.5	Michael Gibson vs UAB (2-105)	2005	
5	52.3	James Gaither vs Army (4-209)	2001	
6	52.0	Preston Watts vs Union	1942	
7	51.7	Tom Hornsey at Houston (3-155)	2013	
T8	51.0	Spencer Smith vs Austin Peay (2-102)	2014	
T8	51.0	Matt Reagan vs East Carolina (4-204)	2009	
T8	51.0	Brent Sutherland vs Nicholls St. (2-102)	2008	
11	50.9	Michael Gibson vs Tennessee (7-356)	2006	
12	50.5	Tom Hornsey vs Temple (4-202)	2013	
13	50.3	Jeff Buffaloe vs Louisville (7-352)	1992	
14	49.6	Tom Hornsey at MTSU (5-248)	2013	
T15	49.5	Michael Gibson vs ASU (4-198)	2006	
T15	49.5	Brandon Roberson vs TTU (2-99)	2003	
17	49.4	Jeff Buffaloe vs Alabama (5-247)	1991	
18	49.2	Matt Reagan vs UCF (5-246)	2009	
19	49.0	Matt Reagan vs UAB (4-196)	2009	

LONGEST PUNT			
Rk	Yds	PLAYER VS OPPONENT	YEAR
1	85	Roland Eveland vs Washington	1950
2	79	Tom Hornsey vs Duke	2013
3	78	Jeff Fite vs Alabama	1989
4	73	Michael Gibson vs Tennessee	2006
5	71	Olie Cordill vs West Texas State	1963
T6	70	Tom Hornsey vs UT Martin	2013
T6	70	Brent Sutherland vs Florida Atlantic	2007
T6	70	Michael Gibson vs Tennessee	2006
T6	70	Michael Gibson vs Marshall	2005
T6	70	Russell Richards vs Florida State	1980
T11	69	Jeff Fite vs Florida	1988
T11	69	Virgil Percy vs Mississippi State	1974

PUNTING TEAM RECORDS

MOST PUNTS			
Rk	No.	OPPONENT	YEAR
1	13	vs Texas A&M	1979
T2	12	vs SMU	2011
T2	12	vs Michigan	1995
T2	12	vs Southwestern Louisiana	1986
T2	12	vs Texas A&M	1978
T2	12	vs South Carolina	1972
T7	11	vs Southern Miss	2011
T7	11	vs Ole Miss	1999
T7	11	vs Mississippi State	2000
T7	11	vs Houston	1978
T7	11	vs West Texas State	1968

MOST YARDS PUNTED			
Rk	Yds	OPPONENT	YEAR
1	492	vs Texas A&M	1979
2	475	vs SMU	2011
T3	471	vs Rice	2011
T3	471	vs Southern Miss	2011
T5	450	vs UTEP	2005
T5	450	vs Southern Miss	2001
7	442	vs Mississippi State	2000
8	438	vs Mississippi State	2010
9	433	vs Texas A&M	1978
10	423	vs Houston	1978
11	421	vs Vanderbilt	1982
12	419	vs Louisville	2010
13	417	vs Middle Tennessee	2010
T14	416	vs Middle Tennessee	2009
T14	416	vs South Carolina	1972

FEWEST YARDS PUNTED			
Rk	Yds	OPPONENT	YEAR
1	11	vs Southern Miss	1977

HIGHEST PUNTING AVERAGE (MIN. 2 PUNTS)			
Rk	AVG	OPPONENT	YEAR
1	53.5	vs Marshall	2009
2	53.0	vs Rice	2007
3	52.7	vs Tulane	2012
4	52.5	vs UAB	2005
5	52.3	vs Army	2001
6	52.0	vs Houston	2004
7	51.7	at Houston	2013

HIGHEST PUNTING AVERAGE (MIN. 2 PUNTS)			
Rk	AVG	OPPONENT	YEAR
T8	51.0	vs Austin Peay	2014
T8	51.0	vs East Carolina	2009
10	50.9	vs Tennessee	2006
11	50.3	vs Louisville	1992

LOWEST PUNTING AVERAGE			
Rk	AVG	OPPONENT	YEAR
1	11.0	vs Southern Miss	1977

KICKING INDIV. RECORDS

MOST POINTS KICKING			
Rk	Pts	PLAYER VS OPPONENT	YEAR
1	18	Ryan White vs UAB	1999
2	17	Stephen Gostkowski vs Arkansas St.	2014
T3	16	Jake Elliott vs Tulsa	2004
T3	16	Ryan White vs Cincinnati	1998
5	15	Jake Elliott at Houston	2013
T6	14	Stephen Gostkowski vs Marshall	2005
T6	14	Stephen Gostkowski vs Ole Miss	2003
T6	14	Joe Allison vs Tulane	1992
T9	13	Jake Elliott vs BYU	2014
T9	13	Matt Reagan vs UAB	2007
T9	13	Matt Reagan vs SMU	2007
T9	13	S. Gostkowski vs Louisville	2004
T9	13	Ryan White vs Arkansas State	2000
T9	13	Don Glosson vs Ole Miss	1983
T9	13	Rusty Bennett vs North Texas	1977

MOST PAT ATTEMPTED			
Rk	ATT	PLAYER VS OPPONENT	YEAR
T1	9	Jake Elliott vs Austin Peay	2014
T1	9	Pete Weeks vs Louisville	1969
T3	8	Joe Allison vs Tulane	1992
T3	8	Jack Carter vs Hardin-Simmons	1961
T5	7	Jake Elliott vs BYU	2014
T5	7	Matt Reagan vs SMU	2007
T5	7	Stephen Gostkowski vs Chattanooga	2005
T5	7	Stephen Gostkowski vs Chattanooga	2004
T5	7	Stephen Gostkowski vs Tulane	2004
T5	7	W.D. Weeks vs Wichita State	1970
T5	7	Roger Carter vs Cincinnati	1972
T5	7	Hal McGeorge vs Virginia Tech	1973
T5	7	Ryan White vs Houston	2001

MOST PAT MADE			
Rk	PAT	PLAYER VS OPPONENT	YEAR
T1	9	Jake Elliott vs Austin Peay	2014
T1	9	Pete Weeks vs Louisville	1969
T3	8	Joe Allison vs Tulane	1992
T3	8	Jack Carter vs Hardin-Simmons	1961
T5	7	Jake Elliott vs BYU	2014
T5	7	Matt Reagan vs SMU	2007
T5	7	Stephen Gostkowski vs Chattanooga	2005
T5	7	Stephen Gostkowski vs Chattanooga	2004
T5	7	Stephen Gostkowski vs Tulane	2004
T5	7	Pete Weeks vs Wichita State	1970
T5	7	Roger Carter vs Cincinnati	1972
T5	7	Hal McGeorge vs Virginia Tech	1973
T5	7	Ryan White vs Houston	2001

MOST FIELD GOALS MADE IN A HALF			
Rk	FGS	PLAYER VS OPPONENT	YEAR
1	4	Ryan White vs UAB	1999

MOST FIELD GOALS ATTEMPTED			
Rk	ATT	PLAYER VS OPPONENT	YEAR
1	6	Ryan White vs UAB	1999
T2	5	Jake Elliott vs Tulsa	2014
T2	5	Jake Elliott at Houston	2013
T4	4	Jake Elliott at Temple	2014
T4	4	Jake Elliott at Cincinnati	2014
T4	4	Matt Reagan vs Southern Miss	2009
T4	4	Matt Reagan vs Rice	2007
T4	4	Matt Reagan vs UAB	2007
T4	4	Matt Reagan vs UAB	2006
T4	4	Matt Reagan vs Houston	2006
T4	4	Stephen Gostkowski vs Marshall	2005
T4	4	Stephen Gostkowski vs East Carolina	2005
T4	4	Stephen Gostkowski vs Arkansas St.	2004
T4	4	Stephen Gostkowski vs TTU	2003
T4	4	Ryan White vs Arkansas State	2000

MOST FIELD GOALS ATTEMPTED			
Rk	ATT	PLAYER VS OPPONENT	YEAR
T4	4	Ryan White vs Cincinnati	1998
T4	4	Joe Allison vs Ole Miss	1992
T4	4	Rusty Bennett vs North Texas	1977

MOST FIELD GOALS MADE			
Rk	ATT	PLAYER VS OPPONENT	YEAR
T1	5	Jake Elliott at Houston	2013
T1	5	Ryan White vs UAB	1999
T3	4	Jake Elliott vs Tulsa	2014
T3	4	Matt Reagan vs UAB	2007
T3	3	Matt Reagan vs UAB	2006
T3	4	Matt Reagan vs Houston	2006
T3	4	Stephen Gostkowski vs Marshall	2005
T3	4	Stephen Gostkowski vs Arkansas St.	2004
T3	4	Ryan White vs Arkansas State	2000
T3	4	Ryan White vs Cincinnati	1998
T3	4	Joe Allison vs Ole Miss	1992
T3	4	Rusty Bennett vs North Texas	1977

LONGEST FIELD GOAL MADE			
Rk	ATT	PLAYER VS OPPONENT	YEAR
1	56	Jake Elliott at USF	2013
2	54	Jake Elliott vs BYU	2014
T3	53	Jake Elliott vs Tulsa	2014
T3	53	Stephen Gostkowski vs Marshall	2005
T5	52	Jake Elliott vs SMU	2013
T5	52	Ryan White vs Cincinnati	1998
T5	52	Luis Tejada vs Ole Miss	1994
T5	52	Don Glosson vs Florida State	1985
T9	51	Jake Elliott vs Tulsa	2014
T9	51	Paulo Henriques vs UAB	2012
T9	51	Stephen Gostkowski vs East Carolina	2005
T9	51	Joe Allison vs Ole Miss	1992
T9	51	Joe Allison vs Arkansas	1992
T9	51	Joe Allison vs East Carolina	1990
T9	51	Don Glosson vs Georgia	1984
T9	51	Thomas Ingles vs Ole Miss	1982

KICKING TEAM RECORDS

MOST EXTRA POINTS			
Rk	EP	OPPONENT	YEAR
T1	9	vs Austin Peay	2014
T1	9	vs Louisville	1969
T3	8	vs Chattanooga	2005
T3	8	vs Tulane	1992
T5	7	vs BYU	2014
T5	7	vs SMU	2007
T5	7	vs Chattanooga	2004
T5	7	vs Tulane	2004
T5	7	vs Houston	2001
T5	7	vs Virginia Tech	1973
T5	7	vs Wichita State	1972
T5	7	vs Cincinnati	1972
T5	7	vs Louisville	1962

MOST FIELD GOALS MADE			
Rk	FGS	OPPONENT	YEAR
T1	5	at Houston	2013
T1	5	vs UAB	1999
T3	4	vs Tulsa	2014
T3	4	vs UAB	2007
T3	4	vs Marshall	2005
T3	4	vs Arkansas State	2004
T3	4	vs Cincinnati	1998
T3	4	vs Ole Miss	1992
T3	4	vs North Texas State	1976
T10	3	24 times; last at USF	2013

MOST FIELD GOALS ATTEMPTED			
Rk	ATT	OPPONENT	YEAR
T1	6	vs UAB	1999
T1	6	vs North Texas State	1976
T3	5	vs Tulsa	2014
T3	5	at Houston	2013
T5	4	15 times; last at Temple	2014

KICK RETURN INDIV. RECORDS

KICKOFF RETURNS			
Rk	RET	PLAYER VS OPPONENT	YEAR
1	9	Marcus Hightower vs Houston	2009
T2	8	D.A. Griffin vs Houston	2010
T2	8	Michael Grandberry vs UCF	2007
T2	8	Michael Grandberry vs FAU	2007
T2	8	Antoine Harden vs Tennessee	2001
T6	7	Curtis Johnson vs UAB	2011
T6	7	Billy Foster vs Mississippi State	2010
T6	7	Billy Foster vs East Carolina	2010
T6	7	Michael Grandberry vs Rice	2008
T6	7	Michael Grandberry vs Arkansas St.	2007
T6	7	Michael Grandberry vs SMU	2007
T6	7	Chris Kelley vs Cincinnati	2004

MOST KICKOFF RETURN YARDS			
Rk	Yds	PLAYER VS OPPONENT	YEAR
1	177	Joe Craig at Connecticut	2013
2	169	Marcus Hightower vs Houston	2009
3	168	Michael Grandberry vs USM	2007
4	167	Jerry Harris vs Southern Miss	1983
5	163	Xavier Crawford vs Missouri	1991
6	162	Curtis Johnson vs UAB	2011
T7	160	Billy Foster vs Mississippi State	2010
T7	160	Michael Grandberry vs UCF	2007
T7	160	Antoine Harden vs Tennessee	2001
10	157	P.T. Jones vs Tulane	1997
11	153	Michael Grandberry vs FAU	2007
T12	152	DeAngelo Williams vs Cincinnati	2002
T12	152	Mac Cody vs Cincinnati	1993
T12	152	Charles Wilson vs Tulane	1988
15	146	Dornell Harris vs Drake	1972
T16	145	D.A. Griffin vs Houston	2010
T16	145	Michael Grandberry vs SMU	2007
T16	145	Chris Kelley vs Cincinnati	2004
T19	141	Keith Cobb vs East Carolina	1996
T19	141	Nick Pappas vs Houston	1967

HIGHEST KICKOFF RETURN AVG. (MIN. 3 RET.)			
Rk	AVG	PLAYER VS OPPONENT	YEAR
1	43.7	Bobby McCain vs Duke (3-131)	2012
2	41.8	Jerry Harris vs Southern Miss (4-167)	1983
3	38.0	Charles Wilson vs Tulane (4-152)	1988
4	35.3	Nick Pappas vs Houston (4-141)	1967
5	32.6	Xavier Crawford vs Missouri (5-163)	1991
6	32.3	Joseph Doss vs Akron (3-97)	2005
7	31.8	Chris Hobbs vs East Carolina (4-127)	2009
8	31.4	P.T. Jones vs Tulane (5-157)	1997
9	31.3	Michael Grandberry vs USM (3-94)	2006
10	31.0	M. Grandberry vs Tulane (4-124)	2007
11	30.4	Mac Cody vs Cincinnati (5-152)	1993

MOST KICKOFF RETURN TD			
Rk	TD	PLAYER VS OPPONENT	YEAR
T1	1	Kevin Cobb vs Tennessee	1996
T1	1	Mac Cody vs Cincinnati	1993
T1	1	Charles Wilson vs Tulane	1988
T1	1	Jerry Harris vs Southern Miss	1983
T1	1	Charles Greenhill vs Cincinnati	1983
T1	1	Terdell Middleton vs North Texas	1975
T1	1	Stan Davis vs Cincinnati	1972
T1	1	Nick Pappas vs Ole Miss	1967
T1	1	Billy Fletcher vs Houston	1963
T1	1	Billy Russell vs Tennessee Tech	1954
T1	1	Frank Mawyer vs UT Chattanooga	1950

LONGEST KICKOFF RETURN			
RK	YDS	PLAYER VS OPPONENT	YEAR
1	98	Jerry Harris vs Southern Miss	1983
2	97	Charles Wilson vs Tulane	1988
3	96	Terdell Middleton vs North Texas	1975
T4	95	Bobby McCain vs Duke	2012
T4	95	Kevin Cobb vs Tennessee	1996
T4	95	Frank Mawyer vs Chattanooga	1950
T4	95	Keith White vs Arkansas State	1948
8	94	Stan Davis vs Cincinnati	1972
T9	93	Nick Pappas vs Ole Miss	1967
T9	93	Preston Watts vs Troy State	1940



Most Kickoff Returns			
Rk	RET	OPPONENT	YEAR
T2	9	vs Houston	2010
T2	9	vs Tennessee	2009
T2	9	vs Houston	2009
T2	9	vs UCF	2007
T2	9	vs Louisville	2004
T2	9	vs Cincinnati	2002
T2	9	vs Tennessee	2001

Most Kickoff Return Yards			
Rk	YDS	OPPONENT	YEAR
1	214	vs UCF	2007
2	200	vs Middle Tennessee	2012
3	196	vs Cincinnati	2002
4	195	vs UAB	2011
T5	186	vs East Carolina	2007
T5	186	vs Southern Miss	1983
6	184	vs Mississippi State	2010
7	177	at Connecticut	2013
8	170	vs Mississippi State	2011
T9	169	vs Houston	2009
T9	169	vs Florida State	1979

PUNT RETURN INDIV. RECORDS

Most Punt Returns			
Rk	RET	PLAYER VS OPPONENT	YEAR
1	10	Ryan Roskelly vs Tulsa	1994
2	7	Darron White vs Chattanooga	2004
T3	6	Keiwone Malone vs Middle Tennessee	2014
T3	6	Ryan Johnson vs UAB	2001
T3	6	Damien Dodson vs Houston	1997
T3	6	Russell Copeland vs Cincinnati	1992
T3	6	Jerry Harris vs Mississippi State	1985
T3	6	Keith Wright vs North Texas State	1974
T3	6	Stan Davis vs Tennessee	1969
T3	6	Bob Baxter vs Ole Miss	1965

Most Punt Return Yards			
Rk	YDS	PLAYER VS OPPONENT	YEAR
1	194	Ryan Roskelly vs Tulsa	1994
2	133	David Berrong vs Wichita State	1968
3	120	Keith Wright vs North Texas State	1974
4	112	Keiwone Malone vs UAB	2012
T5	94	Damien Dodson vs Houston	1997
T5	94	Keith Wright vs Louisville	1975
T5	94	Frank Mawyer vs. Chattanooga	1950
T8	92	Darron White vs Tulane	2004
T8	92	Ryan Johnson vs Cincinnati	2000
T8	92	Stan Davis vs Southern Miss	1972
T8	92	Bob Baxter vs Ole Miss	1967

Highest Punt Return Average			
Rk	AVG	PLAYER VS OPPONENT	YEAR
1	33.3	David Berrong vs Wichita State	1968
2	33.0	Joe Craig vs Austin Peay	2014
3	30.7	Bob Baxter vs Ole Miss	1967
4	30.6	Ryan Johnson vs Cincinnati	2000
5	30.0	Keith Wright vs North Texas	1974
6	28.0	Roderick Proctor vs Missouri State	2015
7	22.4	Keiwone Malone vs UAB	2012
8	21.8	Bobby Ward vs Ole Miss	1973
9	19.4	Ryan Roskelly vs Tulsa	1994
10	18.4	Darron White vs Tulane	2004

Most Punt Return TDs			
Rk	TD	PLAYER VS OPPONENT	YEAR
T1	1	Roderick Proctor vs Missouri Sta	2015
T1	1	Darron White vs Tulane	2004
T1	1	Keith Cobb vs Southwestern La.	1995
T1	1	Ryan Roskelly vs Tulsa	1994
T1	1	Judson Flint vs Ole Miss	1978
T1	1	Judson Flint vs Louisville	1978
T1	1	Keith Wright vs Louisville	1976
T1	1	Keith Wright vs Wichita State	1976
T1	1	Keith Wright vs Louisville	1975
T1	1	Keith Wright vs North Texas	1974
T1	1	Steve Jaggard vs Tulsa	1968
T1	1	Bob Baxter vs Ole Miss	1967
T1	1	Bob Sherlag vs Wake Forest	1964
T1	1	Russell Vollmer vs Ole Miss	1962
T1	1	10 blocked punts for TD	1974

Longest Punt Return			
Rk	YDS	PLAYER VS OPPONENT	YEAR
1	97	Keith Wright vs North Texas	1974
T2	94	Keith Wright vs Louisville	1975
T2	94	Frank Mawyer vs Chattanooga	1950
4	89	Billy Russell vs Tennessee Tech	1954
5	88	Russ Vollmer vs Ole Miss	1962
T6	86	Ricky Rivas vs Wichita State	1975
T6	86	Jack Carter vs Chattanooga	1961

PUNT RETURN TEAM RECORDS

Most Punt Returns			
Rk	RET	OPPONENT	YEAR
1	10	vs Tulsa	1994
2	9	vs Mississippi State	1985
3	8	vs Quantico	1966
T4	7	vs Austin Peay	2014
T4	7	vs Chattanooga	2004
T4	7	vs Tennessee Tech	1962
T7	6	vs several opp.; last vs. BYU	2014

Most Punt Return Yards			
Rk	YDS	OPPONENT	YEAR
1	194	vs Tulsa	1994
2	138	vs UAB	2012
T3	133	vs Tulsa	1968
T3	133	vs Wichita State	1968
5	120	vs North Texas State	1974
6	112	vs Austin Peay	2014
7	97	vs Cincinnati	1972
T8	92	vs Tulane	2004
T8	92	vs Cincinnati	2000
T8	92	vs Ole Miss	1967
T8	92	vs Southern Miss	1972

Fewest Punt Return Yards			
Rk	YDS	OPPONENT	YEAR
T1	-8	vs Tulsa	2010
T1	-8	vs Tulane	2003

Most Punt Return TD			
Rk	TDs	OPPONENT	YEAR
1	3	vs Tulsa (two on blocked punts)	1968
T1	1	20 times	

DEFENSE INDIV. RECORDS

Most Solo Tackles			
Rk	NO.	PLAYER VS OPPONENT	YEAR
1	19	Pete Scatamacchia vs Louisville	1979
2	16	Alex Dees vs Southern Miss	1968
T3	15	Jamon Hughes vs Southern Miss	2010
T3	15	Dave Pawlik vs San Jose State	1971
T5	14	Jamon Hughes vs UAB	2010
T5	14	Todd Ondra vs Louisville	1978
T5	14	Wilson Neely vs Mississippi St.	1986
8	12	Glenn Sumter vs Southern Miss	2001

Most Assisted Tackles			
Rk	NO.	PLAYER VS OPPONENT	YEAR
1	19	Art Brumit vs Utah State	1967
T2	13	Quinton McCrary vs Tennessee	2006
T2	13	Joe Rushing vs Utah State	1967
T2	13	Damon Young vs Tulane	1987
T5	12	Charles Harris vs Arkansas State	2012
T5	12	Jamon Hughes vs East Carolina	2010
T5	12	Jamon Hughes vs Marshall	2010
T5	12	Jamon Hughes vs Houston	2009
T5	12	Todd Ondra vs Northeast La.	1979
T5	12	Todd Ondra vs Louisville	1979

Most Total Tackles			
Rk	NO.	PLAYER VS OPPONENT	YEAR
1	25	Pete Scatamacchia vs Louisville	1979
2	21	Jamon Hughes vs Southern Miss	2010
3	21	Tommy James vs Utah State	1970
4	21	Alex Dees vs Southern Miss	1968
5	20	Kamal Shakir vs Army	1999
6	20	John Allen vs Houston	1968
7	20	Glenn Whittemore vs Southern Miss	1973
8	20	Todd Ondra vs Texas A&M	1979
9	20	Mike Kleimeyer vs Tennessee	1981

Most Total Tackles			
Rk	NO.	PLAYER VS OPPONENT	YEAR
10	18	Jamon Hughes vs Houston	2009

Most Quarterback Sacks			
Rk	NO.	PLAYER VS OPPONENT	YEAR
T1	4	Clinton McDonald vs Arkansas St.	2008
T1	4	James Logan vs Arkansas St.	1994
T1	4	Marlon Brown vs Louisville	1987
T2	3	by eight different players	

Most Tackles for Lost Yardage			
Rk	NO.	PLAYER VS OPPONENT	YEAR
1	6	Tony Williams vs Tennessee	1996
T2	5	Marlon Brown vs Southern Miss	1987
T2	5	Rod Brown vs Arkansas	1993
4	4.5	Martin fiedi vs Arkansas State	2013
5	4	15x, last by Tank Jakes at UCLA	2014

Most Fumble Recoveries			
Rk	NO.	PLAYER VS OPPONENT	YEAR
T1	3	Quinton McCrary vs UCF	2007
T1	3	Ricky Kale vs Southern Miss	1970
T2	2	Ryan Coleman vs SMU	2013
T2	2	Akeem Davis vs SMU	2011
T2	2	Jake Kasser vs Ole Miss	2007
T2	2	Eric Taylor vs Arkansas State	2003
T2	2	Reginald Howard vs Ole Miss	1999
T2	2	Demorrio Shank vs Houston	1998
T2	2	Larry Franknbach vs North Texas	1970

Most Fumbles Returned for Touchdowns			
Rk	NO.	PLAYER VS OPPONENT	YEAR
1	2	Ryan Coleman vs SMU	2013

Longest Fumble Return			
Rk	YDS	PLAYER VS OPPONENT	YEAR
1	88	Freddie Barnett vs Arkansas State	2007
2	84	Corey Irby vs Louisville	1999
3	73	Glenn Sumter vs Mississippi State	2001
4	66	Idrees Bashir vs Tulane	2000
5	64	Manny Santibanez vs USM	1997
6	59	Bobby McCain vs Middle Tennessee	2014
7	57	Ruben Melton vs. Cincinnati	1971
8	54	Jeremy Stewart vs East Carolina	1998
9	47	John Allen vs North Texas	1968
10	44	Idrees Bashir vs Tennessee	1999

Most Pass Interceptions			
Rk	NO.	PLAYER VS OPPONENT	YEAR
T1	3	Bobby McCain at USF	2013
T1	3	Eddie Moore vs Tulane	1988
T1	3	Keith Simpson vs North Texas	1977
T1	3	Olle Cordill vs Mississippi State	1965
T1	3	Bob Ford vs Murray State	1952

Most Interception Return Yards			
Rk	YDS	PLAYER VS OPPONENT	YEAR
1	100	Idrees Bashir vs Army	2000
2	99	Robert Lyles vs Mississippi State	1958
3	98	Paul Haynes vs Tampa	1948
T4	95	Marty Hammock vs Southern Miss	1973
T4	95	Chris Hobbs vs Tennessee	1991
6	93	Bob Sherlag vs Wake Forest	1964
7	91	Bob Orians vs Southern Miss	1977
T8	90	Dominic Calloway vs East Carolina	1993
T8	90	Preston Watts vs Middle Tennessee	1941

Longest Interception Return			
Rk	YDS	PLAYER VS OPPONENT	YEAR
1	100	Idrees Bashir vs Army	2000
2	99	Robert Lyles vs Mississippi State	1958
3	98	Paul Haynes vs Tampa	1948
T4	95	Marty Hammock vs Southern Miss	1973
T4	95	Chris Hobbs vs Tennessee	1991
T6	93	Reggis Ball vs SMU	2013
T6	93	Bob Sherlag vs Wake Forest	1964
8	91	Bob Orians vs Southern Miss	1977
T9	90	Dominic Calloway vs East Carolina	1993
T9	90	Preston Watts vs Middle Tennessee	1941

Most Blocked Punts			
Rk	NO.	PLAYER VS OPPONENT	YEAR
T1	4	Ken Irvin vs Arkansas	1992
T1	4	Marvin Chatman vs Mississippi State	1981

DEFENSE TEAM RECORDS

Fewest Rushes Allowed		
Game	15 by North Texas	1965

Most Rushes Allowed		
Game	82 by Houston	1968

Fewest Rushing Yards Allowed		
Game	-4 by Ole Miss	1993

Most Rushing Yards Allowed		
Game	523 by Texas A&M	1978

Fewest Pass Completions Allowed		
Game	1 three times; last vs Southern Miss	1976

Most Pass Completions Allowed		
Game	42 by Houston	2009

Fewest Passing Yards Allowed		
Game	5 by Southern Miss	1976

Most Passing Yards Allowed		
Game	578 by Houston	2009

Fewest Total Yards Allowed		
Game	87 by Texas-Arlington	1962
	87 by Tennessee Tech	1962

Most Total Yards Allowed		
Game	689 by Houston	2009

Most Points Allowed		
Game	92 by Ole Miss	1935
	66 by Florida State (modern day records since 1947)	1979

Most Rushing Touchdowns Allowed		
Game	7 by UCF	2007

Most Touchdown Passes Allowed		
Game	6 by Florida State	1969
	6 by Tennessee & Houston	2009
	6 by Houston	2010

Most Interceptions		
Game	6 vs East Carolina	1993
	6 vs Tulsa	1972

Most Fumble Recoveries		
Game	6 vs North Texas	1968

Most Quarterback Sacks		
Game	7 vs Arkansas State	2013
	7 vs Houston	2006
	7 vs East Carolina	2003
	7 vs East Carolina	1998
	7 vs Arkansas State	1994

Most Blocked Kicks		
Game	4 vs Arkansas	1992

Most Tackles for Lost Yardage		
Game	16 vs Tennessee	1996
Season	90	1999

MISC TEAM RECORDS

Most Points Scored in a Quarter			
Rk	PTS	OPPONENT	YEAR
1	35	vs Tulane (1st)	1992
2	33	vs North Texas (3rd)	1971
3	30	vs Cincinnati (4th)	1983
T4	28	vs Missouri State (1st)	2015
T4	28	vs Chattanooga (3rd)	2004
T4	28	vs Arkansas State (4th)	2004
T4	28	vs West Texas State (4th)	1968
8	26	vs Tulsa (2nd)	1968
T9	24	at SMU (2nd)	2014
T9	24	at Cincinnati (1st)	2014
T9	24	vs UT Martin (2nd)	2009
T9	24	vs Arkansas State (4th)	1980
T9	24	vs Cincinnati (4th)	1969
T9	24	vs Wichita State (1st)	1972



Most Points Scored in a Half			
Rk	Pts	Opponent	Year
1	49	vs Tulane (1st)	1992
T2	42	vs Missouri State (1st)	2015
T2	2	vs Austin Peay (1st)	2014
4	41	vs Louisville (2nd)	1969
T5	38	vs Houston (1st)	2003
T5	38	vs Cincinnati (2nd)	1969
T7	35	vs Chattanooga (1st)	2005
T7	35	vs Chattanooga (2nd)	2004
T7	35	vs Arkansas State (2nd)	2003
T7	35	vs West Texas State (2nd)	1968
T7	35	vs Wake Forest (2nd)	1967

Most Points Allowed in a Half			
Rk	Pts	Opponent	Year
1	51	by Florida State (1st)	1989
T2	42	by Tennessee (1st)	2009
T2	42	by Houston (1st)	2009
T2	42	by UCF (1st)	2007
T2	42	by Michigan State (1st)	1997
T2	42	by Florida State (2nd)	1979
T2	42	by Ole Miss (1st)	1971
8	41	by Alabama (2nd)	1983
T9	40	by Tennessee (1st)	2010
T9	40	by Ole Miss (1st)	1980

Most Combined Points in a Half			
Rk	Pts	Opponent	Year
1	68	vs Louisville (1st)	2004
2	64	vs Florida State (1st)	1989
3	63	vs Bowling Green State (1st)	2004
T4	62	vs East Carolina (2nd)	2007
T4	62	vs Tulane (1st)	1992
6	60	vs Rice (2nd)	2008
T7	56	vs Houston (1st)	2009
T7	56	vs Florida State (2nd)	1979
9	54	vs Louisville (2nd)	1969

Most Points Scored in a Game			
Rk	Pts	Opponent	Year
1	76	vs Memphis Navy	1950
2	70	vs Tampa	1949
3	69	vs Louisville	1969
4	64	vs Union University	1950
T5	63	vs Missouri State	2015
T5	63	vs Austin Peay	2014
7	62	vs Tulane	1992
T8	61	vs East Central Oklahoma	1951
T8	61	vs Arkansas State	1949
T10	60	vs The Citadel	1962
T10	60	vs Arkansas State	1950

Most Points Allowed in a Game			
Rk	Pts	Opponent	Year
1	66	by Florida State	1979
2	61	by Ole Miss	1980
3	59	by Mississippi State	2011
4	58	by Texas A&M	1978
5	57	by Florida State	1989
T6	56	by Houston	2010
T6	56	by Louisville	2010
T6	56	by Tennessee	2009
T6	56	by East Carolina	2007
T6	56	by UCF	2007
T6	56	by Louisville	2004

Most Combined Points in a Game			
Rk	Pts	Opponent	Year
1	107	vs SMU (55-52)	2007
2	105	vs Louisville (49-56)	2004
3	103	vs BYU (55-48)	2014
4	96	vs East Carolina (40-56)	2007
5	88	vs Louisville (69-19)	1969
6	87	vs Bowling Green (35-52)	2004
7	85	vs Houston (52-33)	2001

Most First Downs Rushing			
Rk	No.	Opponent	Year
1	26	vs Tulsa	1972
2	24	vs Louisville	1969
3	24	vs The Citadel	1962
4	22	vs Tulane	2008
5	22	vs Chattanooga	2005
T6	21	vs Georgia Tech	1981
T6	21	vs North Texas State	1971

Most First Downs Passing			
Rk	No.	Opponent	Year
T1	19	vs Ole Miss	2007
T1	19	vs Louisville	2004
T3	18	vs Southern Miss	2007
T3	18	vs SMU	2007
T5	17	at SMU	2014
T5	17	at UCLA	2014
T5	17	vs Ole Miss	1969
T8	16	vs Middle Tennessee	2011
T8	16	vs Marshall	2007
T8	16	vs East Carolina	2007
T8	16	vs Murray State	1985

Most First Downs by Penalty			
Rk	No.	Opponent	Year
1	6	vs UConn	2014
T2	5	at Ole Miss	2014
T2	5	vs SMU	2007
T2	5	vs Houston	2006
T2	5	vs Alabama	1987
T2	5	vs North Texas State	1971
T7	4	vs several opponents; last vs UT Martin	2008

Most Total First Downs			
Rk	No.	Opponent	Year
1	37	vs Louisville	1969
2	35	vs SMU	2007
T3	32	vs Tulane	2008
T3	32	vs Chattanooga	2005
T5	31	vs Nicholls State	2008
T5	31	vs Cincinnati	1984
T7	30	at Cincinnati	2014
T7	30	vs Southern Miss	2008
T7	30	vs Ole Miss	2007
T7	30	vs Rice	2007
T7	30	vs Arkansas State	2004
T7	30	vs Louisville	2004
T7	30	vs Murray State	2002
T7	30	vs Utah State	1972
T7	30	vs North Texas State	1971
T7	30	vs The Citadel	1962

Fewest Total First Downs			
Rk	No.	Opponent	Year
1	2	vs Ole Miss	1964

Most Penalties			
Rk	No.	Opponent	Year
1	16	vs Marshall	2012
T2	15	at Middle Tennessee	2013
T2	15	vs Houston	2000
T2	15	vs Tulane	1992
T2	15	vs Mississippi State	1985
6	14	vs Tennessee	1999
T7	13	vs Chattanooga	2001
T7	13	vs Mississippi State	1998
T7	13	vs Ole Miss	1983

Fewest Penalties			
Rk	No.	Opponent	Year
1	0	vs Ole Miss	1982

Most Penalty Yards			
Rk	No.	Opponent	Year
1	147	vs West Texas State	1964
2	145	at Middle Tennessee	2013
3	140	vs Wichita State	1968
4	136	vs Mississippi State	1985
5	132	vs Houston	2000
6	131	vs Marshall	2012
7	130	vs Tulane	1992
8	126	vs Houston	1997

Longest Time of Possession			
Rk	No.	Opponent	Year
1	40:55	at Cincinnati	2014
2	40:54	vs East Carolina	2000
2	39:44	vs Cincinnati	1984
T3	38:08	vs Nicholls State	2008
T3	38:08	vs Cincinnati	1994
5	37:55	vs Ole Miss	1983

Shortest Time of Possession			
Rk	No.	Opponent	Year
1	19:19	vs North Carolina	1983

Most 3rd Down Conversions			
Rk	No.	Opponent	Year
1	14	vs SMU	2007
T2	12	at Cincinnati	2014
T2	12	vs Rice	2008
T2	12	vs Louisville	2004
T2	12	vs Cincinnati	1994
T6	10	vs UTEP	2009
T6	10	vs USF	2004
T6	10	vs UAB	2004
T9	9	25 times; last vs. Missouri State	2015

Best 3rd Down Conversion Percentage			
Rk	No.	Opponent	Year
1	.705	vs Louisville (12X17)	2004
2	.692	vs Ole Miss (9X13)	2006
3	.666	vs Cincinnati (12X18)	1994
4	.643	vs Tulane (9X14)	2008
5	.643	vs Chattanooga (9X14)	2005
6	.632	vs Rice (12X19)	2008
T7	.600	vs Nicholls State (9X15)	2008
T7	.600	vs SMU (9X15)	2008
T7	.600	vs Tulane (9X15)	2007
T7	.600	vs Tulane (9X15)	2003

Fewest 3rd Down Conversions			
Rk	No.	Opponent	Year
T1	1	vs Tennessee (1X9)	2006
T1	1	vs Cincinnati (1X12)	2004
T1	1	vs Cincinnati (1X12)	199


Most Fumbles			
Rk	No.	Opponent	Year
1	11	vs Ole Miss	1976
2	10	vs Louisville	1979
T3	9	vs Florida State	1977
T3	9	vs Ole Miss	1971
T3	9	vs Southern Miss	1963
T3	9	vs Tennessee Tech	1962

ALL-PURPOSE INDIVIDUAL RECORDS

Individual Single Game All-Purpose Yards							
Rk	Player vs Opponent	Yards	Rush	Rec	PR	KR	Year
1	Ryan Roskelley vs Tulsa	368	0	174	194	0	1994
2	DeAngelo Williams vs Tulane	305	195	41	0	69	2003
3	DeAngelo Williams vs Houston	281	262	19	0	0	2004
4	Larry Porter vs Arkansas State	275	206	-1	0	70	1990
5	DeAngelo Williams vs USF	273	263	10	0	0	2004
6	Xavier Crawford vs Missouri	262	46	53	0	163	1991
7	Paul Gowen vs Tulsa	260	260	0	0	0	1969
8	Curtis Steele vs Tulsa	257	232	25	0	0	2009
9	DeAngelo Williams vs Chattanooga	251	136	87	0	28	2004
10	Curtis Steele vs UTEP	250	240	10	0	0	2009
11	DeAngelo Williams vs East Carolina	240	226	14	0	0	2005
T12	DeAngelo Williams vs UTEP	239	236	3	0	0	2005
T12	DeAngelo Williams vs Ole Miss	239	135	31	0	73	2003
T14	Curtis Steele vs Southern Miss	237	178	59	0	0	2008
T14	Eddie Hill vs Cincinnati	237	188	0	0	49	1978
T14	John Martin vs East Carolina	237	166	16	0	55	1992
T17	DeAngelo Williams vs Akron	236	238	-2	0	0	2005
T17	DeAngelo Williams vs East Carolina	226	225	1	0	0	2004
19	Eddie Hill vs Wichita State	225	107	0	11	107	1978
20	DeAngelo Williams vs Tulsa	224	223	1	0	0	2005
21	Russell Copeland vs Florida State	221	0	113	0	108	1989
22	Larry Porter vs Arkansas State	220	167	9	0	44	1991
T23	Bobby Ward vs Houston	218	0	105	2	111	1973
T23	Charles Wilson vs Southern Miss	218	0	88	0	130	1988
25	Stan Davis vs Tennessee	217	76	3	0	138	1969
26	DeAngelo Williams vs Louisville	215	200	15	0	0	2004
27	DeAngelo Williams vs Southern Miss	211	199	12	0	0	2004
28	Dave Casinelli vs Houston	210	210	0	0	0	1963
29	DeAngelo Williams vs Chattanooga	208	205	3	0	0	2005
30	Brandon Hayes vs USF	207	189	18	0	0	2014
31	DeAngelo Williams vs Cincinnati	206	136	-5	0	75	2003
T32	Curtis Steele vs Arkansas State	203	203	0	0	0	2008
T32	Charles Wilson vs Tulane	203	0	51	0	152	1988
T34	Joe Craig at Connecticut	202	0	25	0	177	2013
T34	D. Williams vs Mississippi State	202	119	40	0	43	2003
T34	Dornell Harris vs Kansas State	202	110	14	0	78	1973



## 2015 PLAYER CAPSULES



**#7 LINEBACKER**

**CURTIS AKINS**

**R-FRESHMAN • SQ**  
**6-2 • 230**  
**BYHALIA, MISS.**  
**BYHALIA HS**

**MAJOR: UNDECLARED**

**AKINS' CAREER DEFENSIVE STATISTICS**


YR	G/S	UT	AT	TOT	PD	FR	FF	TFL	SK	INT
2015	1/0	1	0	1	0	0-0	0	0-0	0-0	0-0

**AVERY'S CAREER HIGHS**

Tackles	1, Missouri State, Sept 5, 2015
---------	---------------------------------

**AVERY'S GAME-BY-GAME DEFENSE**

Date	Opponent	UT	AT	TT	TFL	SK	FF	PB	INT
9/5/15	Missouri St.	1	0	1	0-0	0-0	0	0	0-0
9/12/15	at Kansas	0	0	0	0-0	0-0	0	0	0-0



**#6 LINEBACKER**

**GENARD AVERY**

**SOPHOMORE • 1L**  
**6-1 • 265**  
**GRENADA, MISS.**  
**GRENADA HS**

**MAJOR: UNDECLARED**

**AVERY'S CAREER DEFENSIVE STATISTICS**

YR	G/S	UT	AT	TOT	PD	FR	FF	TFL	SK	INT
2014	13/1	13	5	18	1	0-0	0	6-25	5-21	0-0
2015	1/0	2	0	2	0	0-0	0	0-0	0-0	0-0
Total	14/1	15	5	20	1	0-0	0	6-25	5-21	0-0

**AVERY'S CAREER HIGHS**

Tackles	3 (3x), UConn, Nov 29, 2014
Tackles for Loss	1 (6x), UConn, Nov 29, 2014
Sacks	1 (5x), USF, Nov 22, 2014
Pass Break-Ups	1, SMU, Oct 25, 2014

**AVERY'S GAME-BY-GAME DEFENSE**

Date	Opponent	UT	AT	TT	TFL	SK	FF	PB	INT
8/30/14	Austin Peay	0	2	2	0-0	0-0	0	0	0-0
9/6/14	at UCLA	0	0	0	0-0	0-0	0	0	0-0
9/20/14	MTSU	1	1	2	1-8	1-8	0	0	0-0
9/27/14*	Ole Miss	1	2	3	1-3	1-3	0	0	0-0
10/4/14	Cincinnati	0	0	0	0-0	0-0	0	0	0-0
10/11/14	Houston	0	0	0	0-0	0-0	0	0	0-0
10/25/14	SMU	2	1	3	1-1	1-1	0	1	0-0
10/31/14	Tulsa	2	0	2	1-2	1-2	0	0	0-0
11/7/14	Temple	2	0	2	0-0	0-0	0	0	0-0
11/15/14	Tulane	0	0	0	0-0	0-0	0	0	0-0
11/22/14	USF	2	0	2	1-7	1-7	0	0	0-0
11/29/14	UConn	3	0	3	1-4	0-0	0	0	0-0
12/22/14	BYU	0	0	0	0-0	0-0	0	0	0-0
9/5/15	Missouri St.	2	0	2	0-0	0-0	0	0	0-0



**#39 DEFENSIVE BACK**

**REGGIE BALL**

**R-SENIOR • 3L**  
**5-11 • 210**  
**STONE MOUNTAIN, GA.**  
**STEPHENSON HS**

**MAJOR: ORGANIZATIONAL LEADERSHIP**

**BALL'S CAREER DEFENSIVE STATISTICS**

YR	G/S	UT	AT	TOT	PD	FR	FF	TFL	SK	INT
2012	12/0	16	9	25	0	1-0	0	0.5-1	0-0	0-0
2013	12/2	24	8	32	2	0-0	1	2.5-10	1.5-7	1-93
2014	13/11	27	9	36	0	2-0	0	0.0-0	0-0	1-24
2015	1/1	1	1	2	0	0-0	0	0.0-0	0-0	0-0
Total	38/14	68	27	95	2	3-0	1	3-11	1.5-7	2-117

**BALL'S CAREER HIGHS**


All-Purpose Yards	106, SMU, Oct 19, 2013
Punt Returns	1 (2x), last vs SMU, Oct 19, 2013
Punt Return Yards	26, at UAB, Nov 17, 2012 (1 return)
Long Punt Return	4, SMU, Oct 19, 2013
Interceptions	1 (2x), SMU, Oct 25, 2014

**BALL'S CAREER HIGHS**

Tackles	7, Middle Tennessee, Sep 20, 2014
Sacks	1, Arkansas State, Sep 21, 2013
Tackles for Loss	1 (2x), SMU, Oct 19, 2013
Fumbles Forced	1, SMU, Oct 19, 2013
Fumbles Recovered	1 (3x), Temple, Nov 7, 2014
Pass Breakups	1 (2x), USF, Nov 16, 2013
Blocked Kicks	1 (2x), SMU, Oct 19, 2013

**BALL'S GAME-BY-GAME DEFENSE**

Date	Opponent	UT	AT	TT	TFL	SK	FF	PB	INT
9/1/12	UT Martin	1	0	1	0-0	0-0	0	0	0-0
9/8/12	Arkansas State	0	2	2	0-0	0-0	0	0	0-0
9/15/12	MTSU	4	1	5	0-0	0-0	0	0	0-0
9/22/12	Duke	0	2	2	0.5-1	0-0	0	0	0-0
10/6/12	Rice	3	0	3	0-0	0-0	0	0	0-0
10/13/12	East Carolina	1	1	2	0-0	0-0	0	0	0-0
10/20/12	UCF	2	2	4	0-0	0-0	0	0	0-0
10/27/12	SMU	0	0	0	0-0	0-0	0	0	0-0
11/3/12	Marshall	1	1	2	0-0	0-0	0	0	0-0
11/10/12	Tulane	2	0	2	0-0	0-0	0	0	0-0
11/17/12	UAB	2	0	2	0-0	0-0	0	0	0-0
11/24/12	Southern Miss	0	0	0	0-0	0-0	0	0	0-0
9/7/13	Duke	3	0	3	0-0	0-0	0	0	0-0
9/14/13	MTSU	4	1	5	0.5-6	0.5-6	0	0	0-0
9/21/13	Arkansas State	1	1	2	1-1	1-1	0	0	0-0
10/5/13	UCF	3	1	4	0-0	0-0	0	0	0-0
10/12/13	Houston	0	1	1	0-0	0-0	0	1	0-0
10/19/13	SMU	4	0	4	1-3	0-0	1	0	1-93
10/30/13	Cincinnati	1	0	1	0-0	0-0	0	0	0-0
11/9/13	UT Martin	1	1	2	0-0	0-0	0	0	0-0
11/16/13	USF	1	0	1	0-0	0-0	0	1	0-0
11/23/13	Louisville	3	1	4	0-0	0-0	0	0	0-0
11/30/13*	Temple	2	1	3	0-0	0-0	0	0	0-0
12/7/13*	UConn	1	1	2	0-0	0-0	0	0	0-0
8/30/14*	Austin Peay	3	0	3	0-0	0-0	0	0	0-0
9/6/14*	UCLA	1	1	2	0-0	0-0	0	0	0-0
9/20/14*	MTSU	5	2	7	0-0	0-0	0	0	0-0
9/27/14*	Ole Miss	3	2	5	0-0	0-0	0	0	0-0
10/4/14*	Cincinnati	0	2	2	0-0	0-0	0	0	0-0
10/11/14*	Houston	3	0	3	0-0	0-0	0	0	0-0
10/25/14	SMU	1	0	1	0-0	0-0	0	0	1-24
10/31/14	Tulsa	2	1	3	0-0	0-0	0	0	0-0
11/7/14*	Temple	2	0	2	0-0	0-0	0	0	0-0
11/15/14*	Tulane	2	0	2	0-0	0-0	0	0	0-0
11/22/14*	USF	1	0	1	0-0	0-0	0	0	0-0
11/29/14*	UConn	2	0	2	0-0	0-0	0	0	0-0
12/22/14*	BYU	2	0	2	0-0	0-0	0	0	0-0
9/15/15*	Missouri St.	1	1	2	0-0	0-0	0	0	0-0



**#88 WIDE RECEIVER**

**DREW BISHOP**

**R-JUNIOR • 2L**  
**6-0 • 190**  
**MEMPHIS, TENN.**  
**ST. GEORGE'S INDEPENDENT SCHOOL**

**MAJOR: MARKETING MANAGEMENT**

**BISHOP'S CAREER RUSHING STATISTICS**

YR	G/S	NO	YDS	AVG/C	TDs	LG	AVG/G
2014	10/0	1	6	6.0	0	6	0.7

**BISHOP'S CAREER RECEIVING STATISTICS**

YR	G/S	NO	YDS	AVG/C	TDs	LG	REC/G	AVG/G
2014	10/0	0	0	0.0	0	0	0.0	0.0

**BISHOP'S CAREER HIGHS**


Rush Attempts	1, UConn, Nov 29, 2014
Long Rush	6, UConn, Nov 29, 2014
Total Offense Attempts	1, UConn, Nov 29, 2014 (1 rush, 0 pass)
All-Purpose Yards	6, UConn, Nov 29, 2014

**BISHOP'S GAME-BY-GAME RECEIVING**

Date	Opponent	No	Yds	Avg	TDs	LG
8/30/14	Austin Peay	0	0	0.0	0	0
9/6/14	UCLA			Did Not Play		
9/20/14	MTSU			Did Not Play		
9/27/14	Ole Miss			Did Not Play		
10/4/14	Cincinnati	0	0	0.0	0	0
10/11/14	Houston	0	0	0.0	0	0
10/25/14	SMU	0	0	0.0	0	0
10/31/14	Tulsa	0	0	0.0	0	0
11/7/14	Temple	0	0	0.0	0	0
11/15/14	Tulane	0	0	0.0	0	0
11/22/14	USF	0	0	0.0	0	0
11/29/14	UConn	0	0	0.0	0	0
12/22/14	BYU	0	0	0.0	0	0

**BISHOP'S GAME-BY-GAME RUSHING**

Date	Opponent	No	Yds	Avg	TDs	LG
11/29/14	UConn	1	6	6.0	0	6



**#14 DEFENSIVE END**

**LATARIUS BRADY**

**R-JUNIOR • 2L**  
**6-2 • 280**  
**MEMPHIS, TENN.**  
**EAST HS**

**MAJOR: COMMUNITY PHYSICAL EDUCATION**

**BRADY'S CAREER DEFENSIVE STATISTICS**


YR	G/S	UT	AT	TOT	PD	FR	FF	TFL	SK	INT
2013	12/0	6	5	11	0	0-0	0	0.5-2	0-0	0-0
2014	13/7	16	14	30	2	2-0	1	1.5-6	1-6	0-0
2015	1/1	2	0	2	0	0-0	0	1-6	1-6	0-0
Total	26/8	24	19	43	2	2-0	0	3-14	2-12	0-0

**BRADY'S CAREER HIGHS**

Tackles	5, BYU, Dec 22, 2014
Tackles for Loss	1.5, MTSU, Sep 20, 2014
Sacks	1 (2x), Last: Missouri St. Sep 5, 2015
Forced Fumbles	1, MTSU, Sep 20, 2014
Fumbles Recovered	1 (2x), Tulane, Nov 15, 2014
Pass Deflections	1 (2x), Tulsa, Oct 31, 2014

**BRADY'S GAME-BY-GAME DEFENSE**

Date	Opponent	UT	AT	TT	TFL	SK	FF	PB	INT
9/7/13	Duke	0	1	1	0-0	0-0	0	0	0-0
9/14/13	MTSU	0	0	0	0-0	0-0	0	0	0-0
9/21/13	Arkansas State	2	1	3	0-0	0-0	0	0	0-0
10/5/13	UCF	0	1	1	0-0	0-0	0	0	0-0
10/12/13	Houston	0	2	2	0.5-2	0-0	0	0	0-0
10/19/13	SMU	0	0	0	0-0	0-0	0	0	0-0
10/30/13	Cincinnati	1	0	1	0-0	0-0	0	0	0-0
11/9/13	UT Martin	1	0	1	0-0	0-0	0	0	0-0
11/16/13	USF	0	0	0	0-0	0-0	0	0	0-0
11/23/13	Louisville	0	0	0	0-0	0-0	0	0	0-0
11/30/13	Temple	1	0	1	0-0	0-0	0	0	0-0
12/7/13	UConn	1	0	1	0-0	0-0	0	0	0-0
8/30/14	Austin Peay	4	0	4	0-0	0-0	0	0	0-0
9/6/14*	UCLA	2	0	2	0-0	0-0	0	0	0-0
9/20/14	MTSU	1	2	3	2-6	1-6	1	0	0-0
9/27/14*	Ole Miss	2	1	3	0-0	0-0	0	1	0-0
10/4/14*	Cincinnati	1	3	4	0-0	0-0	0	0	0-0
10/11/14*	Houston	0	0	0	0-0	0-0	0	0	0-0
10/25/14*	SMU	2	0	2	0-0	0-0	0	0	0-0
10/31/14*	Tulsa	1	1	2	0-0	0-0	0	1	0-0
11/7/14*	Temple	1	0	1	0-0	0-0	0	0	0-0
11/15/14	Tulane	1	1	2	0-0	0-0	0	0	0-0
11/22/14*	USF	2	0	2	0-0	0-0	0	0	0-0
11/29/14	UConn	0	0	0	0-0	0-0	0	0	0-0
12/22/14	BYU	1	4	5	0-0	0-0	0	0	0-0
9/5/15*	Missouri St	2	0	2	1-6	1-6	0	0	0-0



**#9 DEFENSIVE BACK**

**JAMIL COLLINS**

**R-SOPHOMORE • 1L**  
**5-11 • 170**  
**OLIVE BRANCH, MISS.**  
**OLIVE BRANCH HS**

**MAJOR: MARKETING MANAGEMENT**

**COLLINS' CAREER DEFENSIVE STATISTICS**

YR	G/S	UT	AT</
----	-----	----	------



**#64** OFFENSIVE LINE

**ZACH COLLINS**

R-SOPHOMORE • 1L  
6-4 • 290


MEMPHIS, TENN.  
HARDING ACADEMY

MAJOR: HEALTH & HUMAN PERFORMANCE

COLLINS' CAREER OFFENSIVE LINE STATISTICS		
YR	GAMES/STARTS	PLAYS/TOTAL TEAM PLAYS
2014	13/3	333/1012
2015	1/0	43/81
<b>Total</b>	<b>34/24</b>	<b>376/1093</b>

COLLINS' CAREER HIGHS	
Offensive Plays	97, BYU, Dec 22, 2014

COLLINS' GAME-BY-GAME OFFENSIVE LINE		
Date	Opponent	Position - Plays
8/30/14	Austin Peay	Left Guard - 21/82
9/6/14	UCLA	Special Teams
9/20/14	MTSU	Special Teams
9/27/14	Ole Miss	Special Teams
10/4/14	Cincinnati	Special Teams
10/11/14	Houston	Special Teams
10/25/14	SMU	Left Guard - 31/80
10/31/14	Tulsa	Left Guard - 9/72
11/7/14	Temple	Left Guard - 10/68
11/15/14	Tulane	Left Guard - 30/65
11/22/14*	USF	Right Guard - 60/62
11/29/14*	UConn	Right Guard - 75/85
12/22/14*	BYU	Right Guard - 97/97
9/5/15	Missouri State	Right Guard - 43/81



**#97** DEFENSIVE LINEMAN

**EMMANUEL COOPER**

FRESHMAN • HS  
6-1 • 275

ARKADELPHIA, ARK.  
ARKADELPHIA HS

MAJOR: PRE-NURSING

COOPER'S CAREER DEFENSIVE STATISTICS											
YR	G/S	UT	AT	TOT	PD	FR	FF	TFL	SK	INT	
2015	1/0	1	0	1	0	0-0	0	0-0	0-0	0-0	

COOPER'S CAREER HIGHS	
Tackles	1, Missouri State, Sept 5, 2015

COOPER'S GAME-BY-GAME DEFENSE											
Date	Opponent	UT	AT	TT	TFL	SK	FF	PB	INT		
9/5/15	Missouri St.	1	0	1	0-0	0-0	0	0	0	0-0	
9/12/15	at Kansas	0	0	0	0-0	0-0	0	0	0	0-0	



**#25** RUNNING BACK

**JARVIS COOPER**

SOPHOMORE • 1L  
6-1 • 245

WEST MEMPHIS, ARK.  
WEST MEMPHIS SENIOR HS

MAJOR: HEALTH & HUMAN PERFORMANCE

COOPER'S CAREER RUSHING STATISTICS							
YR	G/S	NO	YDS	AVG/C	TDS	LG	AVG/G
2014	13/0	75	389	5.0	4	37	30.0
2015	1/0	18	102	5.7	2	11	102.0
<b>Total</b>	<b>14/0</b>	<b>93</b>	<b>491</b>	<b>5.3</b>	<b>6</b>	<b>37</b>	<b>35.1</b>


COOPER'S CAREER RECEIVING STATISTICS							
YR	G/S	NO	YDS	AVG/C	TDS	LG	REC/G
2014	13/0	1	2	2.0	0	2	0.1
2015	1/0	1	2	2.0	0	2	0.2

COOPER'S CAREER HIGHS	
Rush Attempts	16, SMU, Oct 25, 2014
Rush Yards	102, Missouri State, Sep 5, 2015
Long Rush	37, Austin Peay, Aug 30, 2014
Total Offense Attempts	16, SMU, Oct 25, 2014
Total Offense Yards	102, Missouri State, Sep 5, 2015
All-Purpose Yards	102, Missouri State, Sep 5, 2015
Rushing Touchdowns	2, SMU, Oct 25, 2014
Receptions	1, Ole Miss, Sep 27, 2014

COOPER'S CAREER HIGHS	
Receiving Yards	2, Ole Miss, Sep 27, 2014

COOPER'S GAME-BY-GAME RUSHING						
Date	Opponent	No	Yds	Avg	TDs	LG
8/30/14	Austin Peay	8	101	12.6	1	37
9/6/14	UCLA	0	0	0.0	0	0
9/20/14	MTSU	0	0	0.0	0	0
9/27/14	Ole Miss	7	29	4.1	0	8
10/4/14	Cincinnati	13	41	3.2	0	6
10/11/14	Houston	0	0	0.0	0	0
10/25/14	SMU	16	93	5.8	2	31
10/31/14	Tulsa	2	1	0.5	0	1
11/7/14	Temple	3	4	1.3	0	4
11/15/14	Tulane	8	25	3.1	0	13
11/22/14	USF	5	18	3.6	0	9
11/29/14	UConn	8	48	6.0	1	18
12/22/14	BYU	5	18	3.6	0	7
9/5/2015	Missouri St	18	102	5.7	2	11

COOPER'S GAME-BY-GAME RECEIVING						
Date	Opponent	No	Yds	Avg	TDs	LG
8/30/14	Austin Peay	0	0	0.0	0	0
9/6/14	UCLA	0	0	0.0	0	0
9/20/14	MTSU	0	0	0.0	0	0
9/27/14	Ole Miss	1	2	2.0	0	2
10/4/14	Cincinnati	0	0	0.0	0	0
10/11/14	Houston	0	0	0.0	0	0
10/25/14	SMU	0	0	0.0	0	0
10/31/14	Tulsa	0	0	0.0	0	0
11/7/14	Temple	0	0	0.0	0	0
11/15/14	Tulane	0	0	0.0	0	0
11/22/14	USF	0	0	0.0	0	0
11/29/14	UConn	0	0	0.0	0	0
12/22/14	BYU	0	0	0.0	0	0



**#11** ATHLETE

**SAM CRAFT**

JUNIOR • 2L  
6-0 • 210

MEMPHIS, TENN.  
OLIVE BRANCH HS

MAJOR: COMMUNITY PHYSICAL EDUCATION

CRAFT'S CAREER RUSHING STATISTICS							
YR	G/S	NO	YDS	AVG/C	TDS	LG	AVG/G
2013	12/9	25	102	3.9	5	15	8.5
2014	8/6	89	331	3.7	3	19	41.3
2015	1/1	12	72	6.0	0	16	72.0
<b>Total</b>	<b>21/16</b>	<b>116</b>	<b>505</b>	<b>4.3</b>	<b>8</b>	<b>19</b>	<b>24.0</b>

CRAFT'S CAREER RECEIVING STATISTICS							
YR	G/S	NO	YDS	AVG/C	TDS	LG	REC/G
2013	12/9	31	337	10.9	1	30	2.6
2014	8/6	15	83	5.5	0	17	1.8
2015	1/1	0	0	0.0	0	0	0.0
<b>Total</b>	<b>21/16</b>	<b>46</b>	<b>420</b>	<b>9.1</b>	<b>1</b>	<b>30</b>	<b>2.2</b>


CRAFT'S CAREER KICKOFF RETURN STATISTICS							
YR	G/S	NO	YDS	TDS	LG	AVG/R	AVG/G
2013	12/9	3	73	0	54	24.3	6.1
2014	8/6	1	23	0	23	23.0	3.3
<b>Total</b>	<b>20/15</b>	<b>4</b>	<b>96</b>	<b>0</b>	<b>54</b>	<b>16.0</b>	<b>5.1</b>

CRAFT'S CAREER HIGHS	
Points Scored	18, Temple, Nov 30, 2013
Touchdowns	3, Temple, Nov 30, 2013
Rush Attempts	38, Cincinnati, Oct 4, 2014
Rush Yards	170, Cincinnati, Oct 4, 2014
Rush TDs	2, Temple, Nov 30, 2013
Long Rush	19, MTSU, Sep 20, 2014
Receptions	7, Temple, Nov 30, 2013
Receiving Yards	83, UT Martin, Nov 9, 2013 (3 rec)
Receiving TDs	1, Temple, Nov 30, 2013
Long Reception	30, UT Martin, Nov 9, 2013
Total Offense Attempts	38, Cincinnati, Oct 4, 2014
Total Offense Yards	170, Cincinnati, Oct 4, 2014
All-Purpose Yards	170, Cincinnati, Oct 4, 2014
Kick Returns	2, vs Temple, Nov 30, 2013
Kick Return Yards	69, vs Temple, Nov 30, 2013 (2 ret)
Long Kick Return	54, vs Temple, Nov 30, 2013

CRAFT'S GAME-BY-GAME RUSHING						
Date	Opponent	No	Yds	Avg	TDs	LG
9/7/13	Duke	1	14	14.0	0	14
9/14/13	MTSU	2	6	3.0	0	3
9/21/13*	Arkansas State	3	-3	-1.0	1	5
10/5/13*	UCF	4	28	7.0	1	15

CRAFT'S GAME-BY-GAME RUSHING						
Date	Opponent	No	Yds	Avg	TDs	LG
10/12/13*	Houston	2	5	2.5	0	3
10/19/13*	SMU	4	26	6.5	0	11
10/30/13*	Cincinnati	0	0	0.0	0	0
11/9/13	UT Martin	2	14	7.0	1	8
11/16/13*	USF	1	-1	-1.0	0	0
11/23/13*	Louisville	1	0	0.0	0	0
11/30/13*	Temple	3	0	0.0	2	3
12/7/13*	UConn	2	13	6.5	0	8
8/30/14*	Austin Peay	8	27	3.4	1	9
9/6/14	UCLA	6	19	3.2	1	9
9/20/14*	MTSU	6	52	8.7	0	19
9/27/14*	Ole Miss	3	-16	-5.3	0	1
10/4/14*	Cincinnati	38	170	4.5	1	14
10/11/14*	Houston	17	49	2.9	0	9
10/25/14	SMU	Did Not Play				
10/31/14	Tulsa	Did Not Play				
11/7/14	Temple	Did Not Play				
11/15/14	Tulane	Did Not Play				
11/22/14	USF	Did Not Play				
11/29/14	UConn	4	2	0.5	0	3
12/22/14*	BYU	7	28	4.0	0	9
9/5/15*	Missouri St	12	72	6.0	0	16

CRAFT'S GAME-BY-GAME RECEIVING						
Date	Opponent	No	Yds	Avg	TDs	LG
9/7/13	Duke	0	0	0.0	0	0
9/14/13	MTSU	2	18	9.0	0	12
9/21/13*	Arkansas State	3	32	10.7	0	24
10/5/13	UCF	2	30	15.0	0	19
10/12/13*	Houston	1	3	3.0	0	3
10/19/13*	SMU	4	30	7.5	0	15
10/30/13*	Cincinnati	0	0	0.0	0	0
11/9/13	UT Martin	3	83	27.7	0	30
11/16/13*	USF	2	16	8.0	0	13
11/23/13*	Louisville	3	12	4.0	0	11
11/30/13*	Temple	7	62	8.9	1	21
12/7/13*	UConn	4	51	12.8	0	29
8/30/14*	Austin Peay	3	14	4.7	0	8
9/6/14	UCLA	3	38	12.7	0	17
9/20/14*	MTSU	1	8	8.0	0	8
9/27/14*	Ole Miss	4	-1	-0.3	0	3
10/4/14*	Cincinnati	0	0	0.0	0	0
10/11/14*	Houston	4	24	6.0	0	13
10/25/14	SMU	Did Not Play				
10/31/14	Tulsa	Did Not Play				
11/7/14	Temple	Did Not Play				
11/15/14	Tulane	Did Not Play				
11/22/14	USF	Did Not Play				
11/29/14	UConn	0	0	0.0	0	0
12/22/14	BYU	0	0	0.0	0	0



**#93** DEFENSIVE LINE

**CORTEZ CROSBY**

R-SOPHOMORE • 1L  
6-1 • 270

COMMERCE, TEXAS  
COMMERCE HS

MAJOR: HEALTH AND HUMAN PERFORMANCE

CROSBY'S CAREER DEFENSIVE STATISTICS											
YR	G/S	UT	AT	TOT	PD	FR	FF	TFL	SK	INT	
2014	13/1	8	2	10	0	3-0	0	2-0-21	2-0-21	0-0	
2015	1/0	1	0	1	0	0-0	0	0-0	0-0	0-0	
<b>Total</b>	<b>14/1</b>	<b>9</b>	<b>2</b>	<b>11</b>	<b>0</b>	<b>3-0</b>	<b>0</b>	<b>2-21</b>	<b>2-21</b>	<b>0-0</b>	

CROSBY'S CAREER HIGHS	
Tackles	4, Ole Miss, Sep 27, 2014
Tackles for Loss	1 (2x), last UCLA, Sept 6, 2014
Sacks	1 (2x), last UCLA, Sept 6, 2014
Fumble Recoveries	1 (3x), Cincinnati, Oct 4, 2014
Kick Returns	1, BYU, Dec 22, 2014
Kick Return Yards	9, BYU, Dec 22, 2014

CROSBY'S GAME-BY-GAME DEFENSE				
-------------------------------	--	--	--	--

**CROSBY'S GAME-BY-GAME DEFENSE**

Date	Opponent	UT	AT	TT	TFL	SK	FR	PB	INT
12/22/14	BYU	0	0	0	0-0	0-0	0	0	0-0
9/5/15	Missouri St	1	0	1	0-0	0-0	0	0	0-0

**#40 TIGHT END**

**ALAN CROSS**

**R-SENIOR • 3L**  
**6-1 • 235**

**MILLINGTON, TENN.**  
**MILLINGTON HS**

**B.S., CHEMISTRY, MAY, 2015**

**CROSS' CAREER RUSHING STATISTICS**

YR	G/S	NO	YDS	AVG/C	TDS	LG	AVG/G
2012	12/9	2	0	0.0	0	1	0.0
2013	11/10	0	0	0.0	0	0	0.0
2014	13/11	1	1	1.0	1	1	1.0
2015	1/1	0	0	0.0	0	0	0.0
<b>Total</b>	<b>37/31</b>	<b>3</b>	<b>1</b>	<b>0.3</b>	<b>1</b>	<b>1</b>	<b>0.1</b>

**CROSS' CAREER RECEIVING STATISTICS**

YR	G/S	NO	YDS	AVG/C	TDS	LG	REC/G	AVG/G
2012	12/9	23	301	13.1	5	38	1.9	25.1
2013	11/10	14	147	10.5	2	32	1.3	13.4
2014	13/11	28	373	13.3	4	50	2.2	28.7
2015	1/1	0	0	0.0	0	0	0.0	0.0
<b>Total</b>	<b>37/31</b>	<b>65</b>	<b>821</b>	<b>12.6</b>	<b>11</b>	<b>50</b>	<b>1.7</b>	<b>22.2</b>

**CROSS' CAREER HIGHS**

Points Scored	12 (2x), MTSU, Sep 20, 2014
Touchdowns	2 (2x), MTSU, Sep 20, 2014
Rush Attempts	2, UCF, Oct 20, 2012
Long Rush	1 (2x), SMU, Oct 25, 2014
Rushing TDs	1, SMU, Oct 25, 2014
Receptions	4 (2x), Houston, Oct 11, 2014
Receiving Yards	69, BYU, Dec 22, 2014 (3 rec)
Receiving TDs	2 (2x), MTSU, Sep 20, 2014
Long Reception	50, MTSU, Sep 20, 2014
Total Offense Attempts	2, UCF, Oct 20, 2012 (2 rush, 0 pass)
All-Purpose Yards	69, BYU, Dec 22, 2014
Tackles	1 (3x), at MTSU, Sep 14, 2013

**CROSS' GAME-BY-GAME RECEIVING**

Date	Opponent	No	Yds	Avg	Tds	LG
9/1/12*	UT Martin	1	36	36.0	0	36
9/8/12*	Arkansas State	3	31	10.3	1	18
9/15/12*	Middle Tennessee	2	20	10.0	0	14
9/22/12*	Duke	0	0	0.0	0	0
10/6/12	Rice	3	35	11.7	1	21
10/13/12*	East Carolina	1	3	3.0	0	3
10/20/12	UCF	1	-1	-1.0	0	0
10/27/12*	SMU	2	35	17.5	0	24
11/3/12*	Marshall	2	11	5.5	0	8
11/10/12	Tulane	2	46	23.0	0	27
11/17/12*	UAB	3	36	12.0	1	25
11/24/12*	Southern Miss	3	49	16.3	2	38
9/7/13*	Duke	1	1	1.0	0	1
9/14/13*	MTSU	2	7	3.5	1	6
9/21/13*	Arkansas State	3	19	6.3	1	12
10/5/13*	UCF	1	26	26.0	0	26
10/12/13	Houston	Did Not Play				
10/19/13*	SMU	0	0	0.0	0	0
10/30/13*	Cincinnati	3	31	10.3	0	16
11/9/13*	UT Martin	1	32	32.0	0	32
11/16/13*	USF	0	0	0.0	0	0
11/23/13*	Louisville	0	0	0.0	0	0
11/30/13*	Temple	1	25	25.0	0	25
12/7/13*	UConn	2	6	3.0	0	6
8/30/14*	Austin Peay	4	48	12.0	1	31
9/6/14*	UCLA	2	22	11.0	0	18
9/20/14*	MTSU	2	57	28.5	2	50
9/27/14*	Ole Miss	0	0	0.0	0	0
10/4/14*	Cincinnati	2	34	17.0	0	20
10/11/14*	Houston	4	38	9.5	0	20
10/25/14*	SMU	2	28	14.0	0	14
10/31/14*	Tulsa	3	35	11.7	0	15
11/7/14	Temple	2	4	2.0	0	3
11/15/14	Tulane	1	11	11.0	0	11
11/22/14*	USF	2	21	10.5	0	18
11/29/14*	UConn	1	6	6.0	0	6
12/2/14*	BYU	3	69	23.0	1	47
9/5/15*	Missouri St	0	0	0.0	0	0

**#4 RUNNING BACK**

**ROBERT DAVIS**

**R-SOPHOMORE • 1L**  
**5-9 • 165**

**TAMPA, FLA.**  
**CARROLLWOOD DAY HS**

**MAJOR: HEALTH SERVICES ADMINISTRATION**

**DAVIS' CAREER RUSHING STATISTICS**

YR	G/S	NO	YDS	AVG/C	TDS	LG	AVG/G
2014	3/0	10	81	8.1	1	39	27.0

**DAVIS' CAREER RECEIVING STATISTICS**

YR	G/S	NO	YDS	AVG/C	TDS	LG	REC/G	AVG/G
2014	3/0	1	8	8.0	0	8	0.3	2.7

**DAVIS' CAREER HIGHS**

Points Scored	6, Tulane, Nov 14, 2014
Rushing TDs	1, Tulane, Nov 14, 2014
Rush Attempts	6, SMU, Oct 25, 2014
Rush Yards	47, Tulane, Nov 15, 2014
Long Rush	39, Tulane, Nov 15, 2014
Receptions	1, SMU, Oct 25, 2014
Receiving Yards	8, SMU, Oct 25, 2014
Total Offense Attempts	6, SMU, Oct 25, 2014
Total Offense Yards	47, Tulane, Nov 15, 2014
All-Purpose Yards	47, Tulane, Nov 15, 2014

**DAVIS' GAME-BY-GAME RUSHING**

Date	Opponent	No	Yds	Avg	Tds	LG
8/30/14	Austin Peay	Did Not Play				
9/6/14	UCLA	Did Not Play				
9/20/14	MTSU	Did Not Play				
9/27/14	Ole Miss	Did Not Play				
10/4/14	Cincinnati	Did Not Play				
10/11/14	Houston	Did Not Play				
10/25/14	SMU	6	31	5.2	0	11
10/31/14	Tulsa	Did Not Play				
11/7/14	Temple	Did Not Play				
11/15/14	Tulane	3	47	15.7	1	39
11/22/14	USF	Did Not Play				
11/29/14	UConn	1	3	3.0	0	3
12/2/14	BYU	Did Not Play				

**DAVIS' GAME-BY-GAME RECEIVING**

Date	Opponent	No	Yds	Avg	Tds	LG
8/30/14	Austin Peay	Did Not Play				
9/6/14	UCLA	Did Not Play				
9/20/14	MTSU	Did Not Play				
9/27/14	Ole Miss	Did Not Play				
10/4/14	Cincinnati	Did Not Play				
10/11/14	Houston	Did Not Play				
10/25/14	SMU	1	8	8.0	0	8
10/31/14	Tulsa	Did Not Play				
11/7/14	Temple	Did Not Play				
11/15/14	Tulane	0	0	0.0	0	0
11/22/14	USF	Did Not Play				
11/29/14	UConn	0	0	0.0	0	0
12/2/14	BYU	Did Not Play				

**#34 LINEBACKER**

**JACKSON DILLON**

**JUNIOR • 2L**  
**6-6 • 245**

**RINGLING, OKLA.**  
**RINGLING HS**

**MAJOR: ORGANIZATIONAL LEADERSHIP**

**DILLON'S CAREER DEFENSIVE STATISTICS**

YR	G/S	UT	AT	TOT	PD	FR	FF	TFL	SK	INT
2013	12/8	20	9	29	2	0-0	0	5.5-13	1-7	0-0
2014	13/12	33	10	43	1	0-0	2	9.0-50	3.5-27	0-0
2015	1/1	2	0	2	0	1-0	0	0-0	0-0	0-0
<b>Total</b>	<b>26/21</b>	<b>55</b>	<b>19</b>	<b>74</b>	<b>3</b>	<b>1-0</b>	<b>2</b>	<b>14.5-63</b>	<b>4.5-34</b>	<b>0-0</b>

**DILLON'S CAREER HIGHS**

Tackles	11, BYU, Dec 22, 2014
Tackles for Loss	3, BYU, Dec 22, 2014
Sacks	2, BYU, Dec 22, 2014
Pass Breakups	1 (3x), SMU, Oct 25, 2014
Blocked Kick	1 (2x), Tulsa (FG), Oct 31, 2014
Force Fumbles	1 (2x), BYU, Dec 22, 2014
Fumble Recoveries	1, Missouri State, Sep 5, 2015

**DILLON'S GAME-BY-GAME DEFENSE**

Date	Opponent	UT	AT	TT	TFL	SK	FF	PB	INT
9/7/13	Duke	0	0	0	0-0	0-0	0	0	0-0
9/14/13	MTSU	0	0	0	0-0	0-0	0	0	0-0
9/21/13	Arkansas State	0	1	1	0-0	0-0	0	0	0-0
10/5/13	UCF	1	0	1	0-0	0-0	0	0	0-0
10/12/13*	Houston	1	1	2	0-0	0-0	0	0	0-0
10/19/13*	SMU	3	1	4	1-1	0-0	0	0	0-0
10/30/13*	Cincinnati	4	4	8	0-0	0-0	0	1	0-0
11/9/13*	UT Martin	1	1	2	0-0	0-0	0	0	0-0
11/16/13*	USF	4	0	4	2-4	0-0	0	0	0-0
11/23/13*	Louisville	4	0	4	1-7	1-7	0	0	0-0
11/30/13*	Temple	2	1	3	1.5-1	0-0	0	0	0-0
12/7/13*	UConn	0	0	0	0-0	0-0	0	1	0-0
8/30/14*	Austin Peay	1	0	1	0-0	0-0	0	0	0-0
9/6/14*	UCLA	5	0	5	2-5	1-2	0	0	0-0
9/20/14*	MTSU	2	1	3	0-0	0-0	0	0	0-0
9/27/14	Ole Miss	3	2	5	1-4	0-0	0	0	0-0
10/4/14*	Cincinnati	1	0	1	0-0	0-0	0	0	0-0
10/11/14*	Houston	1	2	3	2-7	0.5-3	0	0	0-0
10/25/14*	SMU	1	1	2	0-0	0-0	0	1	0-0
10/31/14*	Tulsa	0	1	1	0-0	0-0	0	0	0-0
11/7/14*	Temple	2	0	2	0-0	0-0	0	0	0-0
11/15/14*	Tulane	4	0	4	0-0	0-0	0	0	0-0
11/22/14*	USF	2	0	2	1-10	0-0	1	0	0-0
11/29/14*	UConn	3	0	3	0-0	0-0	0	0	0-0
12/2/14*	BYU	8	3	11	3-24	2-22	1	0	0-0
9/5/15*	Missouri St	2	0	2	0-0	0-0	0	0	0-0

**#28 RUNNING BACK**

**DOROLAND DORCEUS**

**R-SOPHOMORE • 1L**  
**5-10 • 215**

**NEW ORLEANS, LA.**  
**SPRING (TEXAS) HS**

**MAJOR: MANAGEMENT**

**DORCEUS' CAREER RUSHING STATISTICS**


YR	G/S	NO	YDS	AVG/C	TDS	LG	AVG/G
2013	9/1	30	173	5.8	0	34	19.2
2014	4/0	46	237	5.2	4	40	59.3
2015	1/0	6	19	3.2	2	9	19.0
<b>Total</b>	<b>14/1</b>	<b>82</b>	<b>429</b>	<b>5.2</b>	<b>6</b>	<b>40</b>	<b>30.6</b>

**DORCEUS' CAREER HIGHS**

Rush Attempts	15, MTSU, Sep 20, 2014
Rush Yards	91, MTSU, Sep 20, 2014 (15 rush)
Long Rush	40, at UCLA, Sep 6, 2014
Total Offense Attempts	15, MTSU, Sep 20, 2014
Total Offense Yards	91, MTSU, Sep 20, 2014
All-Purpose Yards	91, MTSU, Sep 20, 2014
Rushing Touchdowns	2 (2x), Last vs Missouri St, Sep 5, 2015

**DORCEUS' GAME-BY-GAME RUSHING**

Date	Opponent	No	Yds	Avg
------	----------	----	-----	-----



**#95 DEFENSIVE END**  
**MIKE EDWARDS**  
 JUNIOR • TR  
 6-2 • 295  
 SUN PRAIRIE, WIS.  
 SUN PRAIRIE HS  
 IOWA WESTERN COMMUNITY COLLEGE  
 MAJOR: CRIMINOLOGY AND CRIMINAL JUSTICE

**EDWARDS' CAREER DEFENSIVE STATISTICS**

YR	G/S	UT	AT	TOT	PD	FR	FF	TFL	SK	INT
2015	1/0	1	1	2	0	0-0	0	0-0	0-0	0-0

**EDWARDS' CAREER HIGHS**

Tackles	2, Missouri State, Sept 5, 2015
---------	---------------------------------

**EDWARDS' GAME-BY-GAME DEFENSE**

Date	Opponent	UT	AT	TT	TFL	SK	FF	PB	INT
9/5/15	Missouri St.	1	1	2	0-0	0-0	0	0	0-0
9/12/15	at Kansas	0	0	0	0-0	0-0	0	0	0-0



**#46 PLACE-KICKER**  
**JAKE ELLIOTT**  
 JUNIOR • 2L  
 5-10 • 165  
 WESTERN SPRINGS, ILL.  
 LYONS TOWNSHIP HS  
 MAJOR: MARKETING MANAGEMENT

**ELLIOTT'S CAREER SCORING STATISTICS**

YR	G	PAT	FGM-FGA	PTS	AVG/G
2013	12	24-24	16-18	72	6.0
2014	13	57-57	21-32	120	9.2
2015	1	9-9	0-0	9	9.0
<b>Total</b>	<b>26</b>	<b>90-90</b>	<b>37-50</b>	<b>201</b>	<b>7.7</b>

**ELLIOTT'S CAREER FIELD GOAL STATISTICS**

YR	FGM-FGA	LG	PCT	1-19	20-29	30-39	40-49	50-99
2013	16-18	56	.889	2-2	4-4	3-4	4-5	3-3
2014	21-32	54	.656	0-0	9-9	6-7	3-8	3-7
<b>Total</b>	<b>37-50</b>	<b>56</b>	<b>.740</b>	<b>2-2</b>	<b>13-13</b>	<b>9-11</b>	<b>7-13</b>	<b>6-10</b>

**ELLIOTT'S CAREER KICKOFF STATISTICS**

YR	G	NO	RET	YDS	AVG	TB	OB	FC	OSK
2013	12	50	28	3,098	62.0	21	2	0	2
2014	13	87	31	5,570	64.0	51	3	0	0
2015	1	10	2	631	63.1	8	0	0	0
<b>Total</b>	<b>26</b>	<b>147</b>	<b>61</b>	<b>9,299</b>	<b>63.3</b>	<b>80</b>	<b>5</b>	<b>0</b>	<b>2</b>

**ELLIOTT'S CAREER HIGHS**

Points Scored	16, Tulsa, Oct 31, 2014
Kick PATS	9 (2x), Last: Missouri State, Sep 5, 2015
Points by Kicking	16, Tulsa, Oct 31, 2014
Field Goals Made	5, at Houston, Oct 12, 2013
Field Goal Attempts	5 (2x), Tulsa, Oct 31, 2014
Longest Field Goal	56, at USF, Nov 16, 2013
Tackles	3, at Houston, Oct 12, 2013

**ELLIOTT'S GAME-BY-GAME KICKING**

Date	Opponent	FG	LG	PAT	PTS	KO	AVG	TB	OB
9/7/13	Duke	0-0	0	2-2	2	3	65.0	1	0
9/14/13	MTSU	3-3	41	0-0	9	4	64.0	2	0
9/21/13	Arkansas State	1-1	23	4-4	7	6	61.2	2	0
10/5/13	UCF	1-1	48	2-2	5	4	65.0	3	0
10/12/13	Houston	5-5	50	0-0	15	6	64.0	1	0
10/19/13	SMU	1-2	52	2-2	5	3	61.0	0	0
10/30/13	Cincinnati	0-0	0	3-3	3	4	62.2	2	1
11/9/13	UT Martin	0-0	0	3-3	3	4	64.0	2	0
11/16/13	USF	3-3	56	2-2	11	6	56.0	1	0
11/23/13	Louisville	1-1	18	2-2	5	4	55.5	2	0
11/30/13	Temple	0-1	0	3-3	3	4	65.0	4	0
12/7/13	UConn	1-1	43	1-1	4	2	65.0	1	1
8/30/14	Austin Peay	0-0	0	9-9	9	10	64.5	6	0
9/6/14	UCLA	0-1	0	5-5	5	6	64.5	2	0
9/20/14	MTSU	2-3	29	3-3	10	7	64.9	6	0
9/27/14	Ole Miss	1-1	40	0-0	3	2	65.0	1	0
10/4/14	Cincinnati	2-4	20	5-5	11	8	63.8	3	0
10/11/14	Houston	1-2	31	3-3	6	5	64.0	2	0
10/25/14	SMU	2-2	37	5-5	11	7	62.7	5	2
10/31/14	Tulsa	4-5	53	4-4	16	9	64.3	5	0
11/7/14	Temple	3-4	42	1-1	10	4	63.8	2	1
11/15/14	Tulane	1-2	22	5-5	8	7	62.3	5	0
11/22/14	USF	1-3	35	4-4	7	6	65.0	5	0
11/29/14	UConn	2-2	22	5-5	11	8	64.4	7	0
12/22/14	BYU	2-3	54	7-7	13	8	63.8	2	0
9/5/15	Missouri St	0-0	0	9-9	9	10	63.1	8	0



**#77 OFFENSIVE LINE**  
**TAYLOR FALLIN**  
 SENIOR • 3L  
 6-6 • 330  
 BOWIE, MD.  
 BOWIE HS  
 HARGRAVE MILITARY ACADEMY  
 MAJOR: INTERDISCIPLINARY STUDIES

**FALLIN'S CAREER OFFENSIVE LINE STATISTICS**

YR	GAMES/STARTS	PLAYS/TOTAL TEAM PLAYS
2012	8/2	275/520
2013	12/10	695/799
2014	13/12	890/1,012
2015	1/1	57/81
<b>Total</b>	<b>34/25</b>	<b>1,927/2,412</b>

**FALLIN'S CAREER HIGHS**

Offensive Plays	94, BYU, Dec 22, 2014
-----------------	-----------------------

**FALLIN'S GAME-BY-GAME OFFENSIVE LINE**

Date	Opponent	Position - Plays
9/1/12	UT Martin	Special Teams
9/8/12	Arkansas State	Did Not Play
9/15/12	Middle Tennessee	Special Teams
9/22/12	Duke	Sixth OL - 3/50
10/6/12	Rice	Left Tackle - 37/65
10/13/12*	East Carolina	Left Tackle - 69/69
10/20/12*	UCF	Left Tackle - 67/73
10/27/12	SMU	Did Not Play
11/3/12	Marshall	Did Not Play
11/10/12	Tulane	Did Not Play
11/17/12	UAB	Left Tackle - 47/59
11/24/12	Southern Miss	Left Tackle - 52/62
9/7/13*	Duke	Left Tackle - 57/57
9/14/13*	Middle Tennessee	Left Tackle - 76/76
9/21/13*	Arkansas State	Left Tackle - 65/71
10/5/13*	UCF	Left Tackle - 74/74
10/12/13*	Houston	Left Tackle - 81/81
10/19/13*	SMU	Left Tackle - 76/76
10/30/13*	Cincinnati	Left Tackle - 61/61
11/9/13*	UT Martin	Left Tackle - 61/61
11/16/13*	USF	Left Tackle - 52/52
11/23/13*	Louisville	Left Tackle - 59/59
11/30/13*	Temple	Left Tackle - 29/62
12/7/13	UConn	Left Tackle - 4/69
8/30/14*	Austin Peay	Left Tackle - 48/82
9/6/14*	UCLA	Left Tackle - 81/81
9/20/14*	MTSU	Left Tackle - 86/86
9/27/14*	Ole Miss	Left Tackle - 62/62
10/4/14*	Cincinnati	Left Tackle - 83/94
10/11/14*	Houston	Left Tackle - 78/78
10/25/14*	SMU	Left Tackle - 62/80
10/31/14*	Tulsa	Left Tackle - 68/72
11/7/14*	Temple	Left Tackle - 58/68
11/15/14*	Tulane	Left Tackle - 55/65
11/22/14*	USF	Left Tackle - 43/62
11/29/14*	UConn	Left Tackle - 72/85
12/22/14*	BYU	Left Tackle - 94/97
9/5/15*	Missouri St	Left Tackle - 57/81



**#98 DEFENSIVE LINEMAN**  
**JARED GENTRY**  
 FRESHMAN • HS  
 6-2 • 325  
 OPELIKA, ALA.  
 OPELIKA HS  
 MAJOR: COMMUNICATION

**GENTRY'S CAREER DEFENSIVE STATISTICS**


YR	G/S	UT	AT	TOT	PD	FR	FF	TFL	SK	INT
2015	1/0	1	0	1	0	0-0	0	0-0	0-0	0-0

**GENTRY'S CAREER HIGHS**

Tackles	1, Missouri State, Sept 5, 2015
---------	---------------------------------

**GENTRY'S GAME-BY-GAME DEFENSE**

Date	Opponent	UT	AT	TT	TFL	SK	FF	PB	INT
9/5/15	Missouri St.	1	0	1	0-0	0-0	0	0	0-0
9/12/15	at Kansas	0	0	0	0-0	0-0	0	0	0-0



**#5 WIDE RECEIVER**  
**MOSE FRAZIER**  
 R-SENIOR • 2L  
 5-11 • 190  
 MEMPHIS, TENN.  
 WHITEHAVEN HS  
 B.S., MANAGEMENT, MAY, 2015

**FRAZIER'S CAREER RECEIVING STATISTICS**

YR	G/S	NO	YDS	AVG/C	TDS	LG	REC/G	AVG/G
2013	12/3	18	296	16.0	1	43	1.5	24.7
2014	13/7	47	506	10.8	3	42	3.6	38.9
2015	1/1	6	89	14.8	2	44	6.0	89.0
<b>Total</b>	<b>26/11</b>	<b>71</b>	<b>891</b>	<b>12.5</b>	<b>6</b>	<b>44</b>	<b>2.7</b>	<b>34.3</b>

**FRAZIER'S CAREER RUSHING STATISTICS**

YR	G/S	NO	YDS	AVG/C	TDS	LG	AVG/G
2013	12/3	1	16	16.0	0	16	1.3
2014	13/7	11	68	6.1	0	33	5.2
2015	1/1	0	0	0.0	0	0	0.0
<b>Total</b>	<b>26/11</b>	<b>12</b>	<b>84</b>	<b>7.0</b>	<b>0</b>	<b>33</b>	<b>2.4</b>

**FRAZIER'S CAREER HIGHS**

Points Scored	12, Missouri St, Sep 5, 2015
Touchdowns	2, Missouri St, Sep 5, 2015
Rush Attempts	3, Cincinnati, Oct 4, 2014
Rush Yards	33, Cincinnati, Oct 4, 2014
Receptions	8, Temple, Nov 7, 2014
Receiving Yards	110, Temple, Nov 7, 2014
Receiving TDs	2, Missouri St, Sep 5, 2015
Long Reception	44, Missouri St, Sep 5, 2015
All-Purpose Yards	110, Temple, Nov 7, 2014

**FRAZIER'S GAME-BY-GAME RECEIVING**


Date	Opponent	No	Yds	Avg	TDs	LG
9/7/13	Duke	1	32	32.0	0	32
9/14/13*	MTSU	0	0	0.0	0	0
9/21/13	Arkansas State	2	35	17.5	0	28
10/5/13*	UCF	2	50	25.0	0	43
10/12/13*	Houston	5	81	16.2	0	29
10/19/13	SMU	4	46	11.5	0	15
10/30/13	Cincinnati	0	0	0.0	0	0
11/9/13	UT Martin	2	31	15.5	0	19
11/16/13	USF	0	0	0.0	0	0
11/23/13	Louisville	1	8	8.0	0	8
11/30/13	Temple	1	13	13.0	0	13
12/7/13	UConn	0	0	0.0	0	0
8/30/14	Austin Peay	4	55	16.0	1	18
9/6/14	UCLA	3	15	5.0	0	6
9/20/14*	MTSU	4	39	9.8	0	15
9/27/14	Ole Miss	1	5	5.0	0	5
10/4/14*	Cincinnati	1	16	16.0	0	16
10/11/14*	Houston	3	37	12.3	0	19
10/25/14*	SMU	2	13	6.5	0	15
10/31/14*	Tulsa	4	28	7.0	0	16
11/7/14*	Temple	8	110	13.8	0	42
11/15/14*	Tulane	5	59	11.8	1	38
11/22/14*	USF	3	82	27.3	1	42
11/29/14*	UConn	5	16	3.2	0	5
12/22/14	BYU	4	31	7.8	0	16
9/5/15*	Missouri St	6	89	14.8	2	44



**#50 LINEBACKER**  
**LENARD HARDEN**  
 SOPHOMORE • 1L  
 5-11 • 205  
 MEMPHIS, TENN.  
 RIDGEWAY HS  
 MAJOR: ORGANIZATIONAL LEADERSHIP

**HARDEN'S CAREER DEFENSIVE STATISTICS**

YR	G/S	UT	AT	TOT	PD	FR	FF	TFL	SK	INT
2013	7/0	0	0	0	0-0	0	0-0	0-0	0-0	0-0
2014	1/0	0	0	0	0-0	0	0-0	0-0	0-0	0-0
2015	1/0	0	0	0	0-0	0	0-0	0-0	0-0	0-0
<b>Total</b>	<b>9/0</b>	<b>0</b>	<b>0</b>	<b>0</b>	<b>0-0</b>	<b>0</b>	<b>0-0</b>	<b>0-0</b>	<b>0-0</b>	<b>0-0</b>



**#26** **RUNNING BACK**

**JAMARIUS HENDERSON**

**FRESHMAN • HS**  
**5-11 • 210**  
**MIDLAND CITY, ALA.**  
**DALE COUNTY HS**


**MAJOR: PHYSICAL EDUCATION**

HENDERSON'S CAREER RUSHING STATISTICS								
YR	G/S	NO	YDS	AVG/C	TDS	LG	REC/G	AVG/G
2015	1/0	15	73	4.9	1	26		73.0

HENDERSON'S CAREER RECEIVING STATISTICS								
YR	G/S	NO	YDS	AVG/C	TDS	LG	REC/G	AVG/G
2015	1/0	0	0	0.0	0	0	0.0	0.0

HENDERSON'S CAREER HIGHS	
Points Scored	6, vs Missouri St, Sep 5, 2015
Touchdowns	1, vs Missouri St, Sep 5, 2015
Rush Attempts	15, vs Missouri St, Sep 5, 2015
Rush Yards	73, vs Missouri St, Sep 5, 2015
Rushing Touchdowns	1, vs Missouri St, Sep 5, 2015
Long Rush	26, vs Missouri St, Sep 5, 2015
Total Offense Attempts	15, vs Missouri St, Sep 5, 2015
Total Offense Yards	73, vs Missouri St, Sep 5, 2015
All-Purpose Yards	73, vs Missouri St, Sep 5, 2015

HENDERSON'S GAME-BY-GAME RUSHING						
Date	Opponent	No	Yds	Avg	TDS	LG
9/5/15	Missouri St	15	81	4.9	1	26



**#10** **QUARTERBACK**

**CLAY HOLGORSEN**

**R-FRESHMAN • SQ**  
**6-1 • 195**  
**KATY, TEXAS**  
**JAMES E. TAYLOR HS**


**MAJOR: UNDECLARED**

HOLGORSEN'S CAREER PASSING STATISTICS									
YR	G/S	CMP	ATT	INT	YDS	TD	LG	PCT	AVG/P
2015	1/0	7	8	0	80	1	17	87.5	10.0

HOLGORSEN'S CAREER RUSHING STATISTICS								
YR	G/S	NO	YDS	AVG/C	TDS	LG	REC/G	AVG/G
2015	1/0	1	3	3.0	0	3		3.0

HOLGORSEN'S CAREER HIGHS	
Pass Attempts	8, Missouri St, Sep 5, 2015
Pass Completions	7, Missouri St, Sep 5, 2015
Pass Yards	80, Missouri St, Sep 5, 2015
Pass TDs	1, Missouri St, Sep 5, 2015
Long Pass	17, Missouri St, Sep 5, 2015
Total Offense Attempts	8, (8 pass, 0 run), Missouri St, Sep 5, 2015
Total Offense Yards	80, (80 pass, 0 run), Missouri St, Sep 5, 2015

LYNCH'S GAME-BY-GAME PASSING							
Date	Opponent	Att	Comp	Yds	INT	TD	LG
9/5/15	Missouri St	8	7	80	0	1	17



**#91** **DEFENSIVE LINE**

**RICKY HUNTER**

**R-SENIOR • 3L**  
**6-3 • 290**  
**AUBURN, ALA.**  
**LOACHAPOKA HS**


**MAJOR: INTERDISCIPLINARY STUDIES**

HUNTER'S CAREER DEFENSIVE STATISTICS											
YR	G/S	UT	AT	TOT	PD	FR	FF	TFL	SK	INT	
2012	12/5	12	13	25	1	1-0	1	6.5-47	3-36	0-0	
2013	12/8	23	13	36	0	1-0	0	12.5-44	4.5-25	0-0	
2014	13/2	14	4	18	2	0-0	0	7.5-20	3.5-9	0-0	
2015	1/1	1	0	0	0	0-0	0	0-0	0-0	0-0	
Total	37/16	50	30	79	3	2-0	1	26.5-111	11-70	0-0	

HUNTER'S CAREER HIGHS	
Tackles	8, Temple, Nov 30, 2013
Sacks	1.5, Temple, Nov 30, 2013
Tackles for Loss	3.0, UT Martin, Nov 9, 2013

HUNTER'S CAREER HIGHS	
Fumbles Forced	1, East Carolina, Oct 13, 2012
Fumbles Recovered	1 (2x), Houston, Oct 12, 2013
Pass Breakups	1 (3x), Houston, Oct 11, 2014
All-Purpose Yards	6, SMU, Oct 19, 2013
Kick Returns	1 (2x), UT Martin, Nov 9, 2013
Kick Return Yards	6, SMU, Oct 19, 2013
Long Kick Return	6, SMU, Oct 19, 2013

HUNTER'S GAME-BY-GAME DEFENSE											
Date	Opponent	UT	AT	TT	TFL	SK	FF	PB	INT		
9/1/12	UT Martin	0	4	4	0-0	0-0	0	0	0-0		
9/8/12*	Arkansas State	0	1	1	0-0	0-0	0	0	0-0		
9/15/12*	MTSU	1	0	1	0-0	0-0	0	0	0-0		
9/22/12	Duke	2	2	4	1-2	0-0	0	0	0-0		
10/6/12	Rice	1	0	1	0-0	0-0	0	0	0-0		
10/13/12*	East Carolina	2	0	2	2-14	1-13	1	1	0-0		
10/20/12*	UCF	1	0	1	1-4	0-0	0	0	0-0		
10/27/12*	SMU	1	2	3	0-0	0-0	0	0	0-0		
11/3/12	Marshall	1	0	1	1-11	1-11	0	0	0-0		
11/10/12	Tulane	1	0	1	0-0	0-0	0	0	0-0		
11/17/12	UAB	2	0	2	1-12	1-12	0	0	0-0		
11/24/12	Southern Miss	0	4	4	0.5-4	0-0	0	1	0-0		
9/7/13	Duke	0	0	0	0-0	0-0	0	0	0-0		
9/14/13	MTSU	3	0	3	1-2	0-0	0	0	0-0		
9/21/13	Arkansas State	1	1	2	0-0	0-0	0	0	0-0		
10/5/13	UCF	0	0	0	0-0	0-0	0	0	0-0		
10/12/13*	Houston	0	4	4	0.5-2	0-0	0	0	0-0		
10/19/13*	SMU	3	1	4	0.5-1	0-0	0	0	0-0		
10/30/13*	Cincinnati	2	1	3	2-3	1-2	0	0	0-0		
11/9/13*	UT Martin	4	0	4	3-11	1-9	0	0	0-0		
11/16/13*	USF	0	0	0	0-0	0-0	0	0	0-0		
11/23/13*	Louisville	4	0	4	2-4	1-2	0	0	0-0		
11/30/13*	Temple	4	4	8	2.5-15	1.5-12	0	0	0-0		
12/7/13	UConn	2	2	4	1-6	0-0	0	0	0-0		
8/30/14	Austin Peay	0	0	0	0-0	0-0	0	0	0-0		
9/6/14	UCLA	1	0	1	1-3	0-0	0	0	0-0		
9/20/14*	MTSU	1	1	2	0-0	0-0	0	0	0-0		
9/27/14*	Ole Miss	2	0	2	1-4	0-0	0	0	0-0		
10/4/14	Cincinnati	1	2	3	0-0	0-0	0	1	0-0		
10/11/14	Houston	2	1	3	1.5-5	0.5-2	0	1	0-0		
10/25/14	SMU	2	0	2	1-2	1-2	0	0	0-0		
10/31/14	Tulsa	2	0	2	1-9	1-9	0	0	0-0		
11/7/14	Temple	0	0	0	0-0	0-0	0	0	0-0		
11/15/14	Tulane	1	0	1	1-1	0-0	0	0	0-0		
11/22/14	USF	1	0	1	1-4	1-4	0	0	0-0		
11/29/14	UConn	0	0	0	0-0	0-0	0	0	0-0		
12/2/14	BYU	1	0	1	0-0	0-0	0	0	0-0		
9/5/15*	Missouri St	1	0	1	0-0	0-0	0	0	0-0		



**#83** **WIDE RECEIVER**

**DANIEL HURD**

**R-JUNIOR • 2L**  
**6-2 • 220**  
**MEMPHIS, TENN.**  
**WOODDALE HS**


**MAJOR: SUPPLY CHAIN MANAGEMENT**

HURD'S CAREER RECEIVING STATISTICS								
YR	G/S	NO	YDS	AVG/C	TDS	LG	REC/G	AVG/G
2013	11/2	8	91	11.4	0	27	0.7	8.3
2014	5/0	1	28	28.0	0	28	0.2	5.6
2015	1/0	1	6	6.0	0	6	1.0	6.0
Total	17/2	10	125	12.5	0	28	0.6	7.4

HURD'S CAREER HIGHS	
Receptions	2 (2x), last vs SMU, Oct 19, 2013
Receiving Yards	32, Arkansas State, Sep 21, 2013 (2 rec)
Long Reception	28, vs Austin Peay, Aug 30, 2014
All-Purpose Yards	32, Arkansas State, Sep 21, 2013
Tackles	1 (2x), last vs UT Martin, Nov 9, 2013

HURD'S GAME-BY-GAME RECEIVING						
Date	Opponent	No	Yds	Avg	TDS	LG
9/7/13	Duke					Did Not Play
9/14/13	MTSU	0	0	0.0	0	0
9/21/13	Arkansas State	2	32	16.0	0	27
10/5/13	UCF	1	9	9.0	0	9
10/12/13*	Houston	0	0	0.0	0	0
10/19/13	SMU	2	14	7.0	0	8
10/30/13	Cincinnati	1	12	12.0	0	12
11/9/13	UT Martin	1	8	8.0	0	8
11/16/13	USF	0	0	0.0	0	0
11/23/13*	Louisville	0	0	0.0	0	0
11/30/13	Temple	0	0	0.0	0	0
12/7/13	UConn	1	16	16.0	0	16
8/30/14	Austin Peay	1	28	28.0	0	28
9/6/14	UCLA					Did Not Play
9/20/14	MTSU					Did Not Play
9/27/14	Ole Miss	0	0	0.0	0	0
10/4/14	Cincinnati					Did Not Play
10/11/14	Houston					Did Not Play
10/25/14	SMU	0	0	0.0	0	0

HURD'S GAME-BY-GAME RECEIVING						
Date	Opponent	No	Yds	Avg	TDS	LG
10/31/14	Tulsa					Did Not Play
11/7/14	Temple					Did Not Play
11/15/14	Tulane	0	0	0.0	0	0
11/22/14	USF					Did Not Play
11/29/14	UConn	0	0	0.0	0	0
12/22/14	BYU					Did Not Play
9/5/15	Missouri St	1	6	6.0	0	6



**#47** **PUNTER**

**NICK JACOBS**

**SOPHOMORE • 1L**  
**6-1 • 195**  
**MELBOURNE, VICTORIA, AUSTRALIA**  
**BRIGHTON GRAMMAR SCHOOL**

**MAJOR: INTERDISCIPLINARY STUDIES**

JACOBS' CAREER PUNTING STATISTICS											
YR	G	NO	YDS	AVG	LG	BL	TB	FC	50+	I20	
2014	10	16	531	33.2	42	0	0	8	0	16	
2015	0	0	0	0.0	0	0	0	0	0	0	
Total	10	16	531	33.2	42	0	0	8	0	16	

JACOBS' CAREER HIGHS	
Punt Attempts	4, MTSU, Sep 20, 2014
Punt Yards	142, MTSU, Sep 20, 2014
Longest Punt	42 (3x), USF, Nov 22, 2014

JACOBS' GAME-BY-GAME PUNTING										
Date	Opponent	No	Yds	Avg	LG	TB	FC	50+	I20	
8/30/14	Austin Peay									Did Not Play
9/6/14	UCLA									Did Not Play
9/20/14	MTSU	4	142	35.5	42	0	2	0	4	
9/27/14	Ole Miss	1	29	29.0	29	0	0	0	1	
10/4/14	Cincinnati	2	51	25.5	28	2	2	0	2	
10/11/14	Houston	1	42	42.0	42	0	0	0	1	
10/25/14	SMU									Did Not Play
10/31/14	Tulsa	1	32	32.0	32	0	1	0	1	
11/7/14	Temple	1	34	34.0	34	0	0	0	1	
11/15/14	Tulane	1	26	26.0	26	0	1	0	1	
11/22/14	USF	3	109	36.3	42	0	1	0	3	
11/29/14	UConn	1	30	30.0	30	0	1	0	1	
12/22/14	BYU	1	36	36.0	36	0	0	0	1	
9/5/15	Missouri St									Did Not Play



**#87 WIDE RECEIVER**  
**TEVIN JONES**  
 R-SENIOR • 3L  
 6-2 • 225  
 LEAGUE CITY, TEXAS  
 CLEAR CREEK HS  
 MAJOR: INTERDISCIPLINARY STUDIES

**JONES' CAREER RECEIVING STATISTICS**

YR	G/S	NO	YDS	AVG/C	TDS	LG	REC/G	AVG/G
2011	1/0	0	0	0.0	0	0	0.0	0.0
2012	12/1	10	165	16.5	1	52	0.8	13.8
2013	12/7	25	292	11.7	1	45	2.1	24.3
2014	13/10	33	442	13.4	3	33	2.5	34.0
2015	1/1	0	0	0.0	0	0	0.0	0.0
<b>Total</b>	<b>39/19</b>	<b>68</b>	<b>899</b>	<b>13.2</b>	<b>5</b>	<b>52</b>	<b>1.7</b>	<b>23.1</b>

**JONES' CAREER RUSHING STATISTICS**

YR	G/S	NO	YDS	AVG/C	TDS	LG	AVG/G
2011	1/0	0	0	0.0	0	0	0.0
2012	12/1	10	32	3.2	1	9	2.7
2013	12/7	2	12	6.0	0	8	1.0
2014	13/10	1	0	0.0	0	0	0.0
2015	1/1	0	0	0.0	0	0	0.0
<b>Total</b>	<b>39/19</b>	<b>13</b>	<b>44</b>	<b>3.4</b>	<b>1</b>	<b>9</b>	<b>1.1</b>

**JONES' CAREER HIGHS**


Points Scored	6 (7x), UConn, Nov 29, 2014
Touchdowns	1 (7x) UConn, Nov 29, 2014
Rush Attempts	3 (2x), last Southern Miss, Nov 24, 2012
Rush Yards	19, Southern Miss, Nov 24, 2012 (3 rush)
Rush TDs	1, at Duke, Sep 22, 2012
Long Rush	9, Southern Miss, Nov 24, 2012
Receptions	6, Houston, Oct 11, 2014
Receiving Yards	88, Southern Miss, Nov 24, 2012 (4 rec)
Receiving TDs	1 (5x), UConn, Nov 29, 2014
Long Reception	52, Tulane, Nov 10, 2012
Total Offense Attempts	3 (2x), last So. Miss, Nov 24, 2012 (3 rush, 0 pass)
Total Offense Yards	88, Southern Miss, Nov 24, 2012
All-Purpose Yards	107, Southern Miss, Nov 24, 2012
Blocked Kicks	1 (2x), Temple, Nov 7, 2014

**JONES' GAME-BY-GAME RECEIVING**

Date	Opponent	No	Yds	Avg	Tds	LG
9/1/12	UT Martin	0	0	0.0	0	0
9/8/12	Arkansas State	0	0	0.0	0	0
9/15/12	Middle Tennessee	0	0	0.0	0	0
9/22/12	Duke	1	4	4.0	0	4
10/6/12	Rice	2	5	2.5	0	4
10/13/12*	East Carolina	0	0	0.0	0	0
10/20/12	UCF	0	0	0.0	0	0
10/27/12	SMU	1	5	5.0	0	5
11/3/12	Marshall	1	11	11.0	0	11
11/10/12	Tulane	1	52	52.0	1	52
11/17/12	UAB	0	0	0.0	0	0
11/24/12	Southern Miss	4	88	22.0	0	38
9/7/13*	Duke	2	49	24.5	0	45
9/14/13*	Middle Tennessee	5	55	11.0	0	17
9/21/13*	Arkansas State	1	3	3.0	0	3
10/5/13*	UCF	4	63	15.8	0	24
10/12/13	Houston	4	49	12.3	0	23
10/19/13*	SMU	1	9	9.0	0	9
10/30/13*	Cincinnati	3	27	9.0	1	11
11/9/13*	UT Martin	1	8	8.0	0	8
11/16/13	USF	1	9	9.0	0	9
11/23/13	Louisville	0	0	0.0	0	0
11/30/13	Temple	1	7	7.0	0	7
12/7/13	UConn	2	13	6.5	0	8
8/30/14*	Austin Peay	4	31	7.8	0	14
9/6/14*	UCLA	3	74	24.7	0	33
9/20/14	MTSU	1	1	1.0	0	1
9/27/14	Ole Miss	1	4	4.0	0	4
10/4/14*	Cincinnati	5	70	14.0	1	23
10/11/14*	Houston	6	72	12.0	1	18
10/25/14*	SMU	5	70	14.0	0	22
10/31/14*	Tulsa	2	34	17.0	0	22
11/7/14*	Temple	2	18	9.0	0	12
11/15/14*	Tulane	2	52	26.0	0	30
11/22/14*	USF	1	4	4.0	0	4
11/29/14*	UConn	1	12	12.0	1	12
12/22/14	BYU	0	0	0.0	0	0
9/15/15*	Missouri St	0	0	0.0	0	0

**JONES' GAME-BY-GAME RUSHING**

Date	Opponent	No	Yds	Avg	Tds	LG
9/22/12	Duke	1	2	2.0	1	2
10/6/12	Rice	3	11	3.7	0	6
10/13/12*	East Carolina	2	1	0.5	0	2
11/10/12	Tulane	1	-1	-1.0	0	0
11/24/12	Southern Miss	3	19	6.3	0	9
9/14/13	Middle Tennessee	1	4	4.0	0	4
10/30/13	Cincinnati	1	8	8.0	0	8
10/25/14*	SMU	1	0	0.0	0	0



**#43 DEFENSIVE BACK**  
**DEANDRE JORDAN**  
 SOPHOMORE • TR  
 6-0 • 200  
 SYLMAR, CALIF.  
 SYLMAR HS  
 PIERCE COLLEGE  
 MAJOR: UNDECLARED

**JORDAN'S CAREER DEFENSIVE STATISTICS**


YR	G/S	UT	AT	TOT	PD	FR	FF	TFL	SK	INT
2015	1/0	1	0	1	0	0-0	0	0-0	0-0	0-0

**JORDAN'S CAREER HIGHS**

Tackles	1, vs Missouri St, Sep 5, 2015
---------	--------------------------------

**JORDAN'S GAME-BY-GAME DEFENSE**

Date	Opponent	UT	AT	TT	TFL	SK	FF	PB	INT
9/5/15	Missouri St.	1	0	1	0-0	0-0	0	0	0-0
9/12/15	at Kansas	0	0	0	0-0	0-0	0	0	0-0



**#57 OFFENSIVE LINE**  
**ALEXANDER KARR**  
 R-SOPHOMORE • 1L  
 6-5 • 285  
 BARTLETT, TENN.  
 CHRISTIAN BROTHERS HS  
 MAJOR: MARKETING MANAGEMENT

**KARR'S CAREER OFFENSIVE LINE STATISTICS**

YR	GAMES/STARTS	PLAYS/TOTAL TEAM PLAYS
2014	3/0	30/915

**KARR'S CAREER HIGHS**

Offensive Plays	18, vs Austin Peay, Aug 30, 2014
-----------------	----------------------------------

**KARR'S GAME-BY-GAME OFFENSIVE LINE**

Date	Opponent	Position - Plays
8/30/14	Austin Peay	Right Tackle - 18/82
9/6/14	UCLA	Did Not Play
9/20/14	MTSU	Did Not Play
9/27/14	Ole Miss	Did Not Play
10/4/14	Cincinnati	Did Not Play
10/11/14	Houston	Did Not Play
10/25/14	SMU	Right Tackle - 9/80
10/31/14	Tulsa	Did Not Play
11/7/14	Temple	Did Not Play
11/15/14	Tulane	Did Not Play
11/22/14	USF	Did Not Play
11/29/14	UConn	Right Tackle - 3/85
12/22/14	BYU	Did Not Play



**#71 OFFENSIVE LINE**  
**GABE KUHN**  
 R-SOPHOMORE • 1L  
 6-4 • 295  
 WILDWOOD, MO.  
 LAFAYETTE HS  
 MAJOR: JOURNALISM / NEWS

**KUHN'S CAREER OFFENSIVE LINE STATISTICS**

YR	GAMES/STARTS	PLAYS/TOTAL TEAM PLAYS
2014	13/13	797/1,012

**KUHN'S CAREER HIGHS**

Offensive Plays	97, BYU, Dec 22, 2014
-----------------	-----------------------

**KUHN'S GAME-BY-GAME OFFENSIVE LINE**

Date	Opponent	Position - Plays
8/30/14*	Austin Peay	Center - 47/82
9/6/14*	UCLA	Center - 41/82
9/20/14*	MTSU	Center - 68/86
9/27/14*	Ole Miss	Center - 62/62
10/4/14*	Cincinnati	Center - 80/94
10/11/14*	Houston	Center - 65/78
10/25/14*	SMU	Center - 42/80
10/31/14*	Tulsa	Center - 68/72
11/7/14*	Temple	Center - 58/68
11/15/14*	Tulane	Center - 25/65
11/22/14*	USF	Center - 62/62

**KUHN'S GAME-BY-GAME OFFENSIVE LINE**

Date	Opponent	Position - Plays
11/25/14*	UConn	Center - 82/85
12/22/14*	BYU	Center - 97/97



**#54 OFFENSIVE LINEMAN**  
**DREW KYSER**  
 FRESHMAN • HS  
 6-5 • 300  
 OPELIKA, ALA.  
 OPELIKA HS  
 MAJOR: HISTORY

**KYSER'S CAREER OFFENSIVE LINE STATISTICS**


YR	GAMES/STARTS	PLAYS/TOTAL TEAM PLAYS
2015	1/1	63/81

**KYSER'S CAREER HIGHS**

Offensive Plays	63, vs Missouri State, Sep 5, 2015
-----------------	------------------------------------

**KYSER'S GAME-BY-GAME OFFENSIVE LINE**

Date	Opponent	Position - Plays
9/5/15*	Missouri St	Center - 63/81



**#12 DEFENSIVE BACK**  
**CHAUNCEY LANIER**  
 R-JUNIOR • 2L  
 5-10 • 185  
 DAVIE, FLA.  
 NOVA HS  
 MAJOR: SPORTS MANAGEMENT

**LANIER'S CAREER DEFENSIVE STATISTICS**

YR	G/S	UT	AT	TOT	PD	FR	FF	TFL	SK	INT
2013	7/0	0	0	0	0-0	0	0-0	0-0	0-0	0-0
2014	13/0	0	1	1	0-0	0	0-0	0-0	0-0	0-0
2015	1/0	1	0	1	0-0	0	0-0	0-0	0-0	0-0
<b>Total</b>	<b>21/0</b>	<b>1</b>	<b>1</b>	<b>2</b>	<b>0</b>	<b>0-0</b>	<b>0</b>	<b>0-0</b>	<b>0-0</b>	<b>0-0</b>

**LANIER'S CAREER HIGHS**

Tackles	1 (2x), Last: vs Missouri State, Sep 5, 2015
---------	--

**LANIER'S GAME-BY-GAME DEFENSE**

Date	Opponent	UT	AT	TT	TFL	SK	FF	PB	INT
8/30/14	Austin Peay	0	1	1	0-0	0-0	0	0	0-0
9/6/14	UCLA	0	0	0	0-0	0-0	0	0	0-0
9/20/14	MTSU	0	0	0	0-0	0-0	0	0	0-0
9/27/14	Ole Miss	0	0	0	0-0	0-0	0	0	0-0
10/4/14	Cincinnati	0	0	0	0-0	0-0	0	0	0-0
10/11/14	Houston	0	0	0	0-0	0-0	0	0	0-0
10/25/14	SMU	0	0	0	0-0	0-0	0	0	0-0
10/31/14	Tulsa	0	0	0	0-0	0-0	0	0	0-0
11/7/14	Temple	0	0	0	0-0	0-0	0	0	0-0
11/15/14	Tulane	0	0	0	0-0	0-0	0	0	0-0
11/22/14	USF	0	0	0	0-0	0-0	0	0	0-0
11/29/14	UConn	0	0	0	0-0	0-0	0	0	0-0
12/22/14	BYU	0	0	0	0-0	0-0	0	0	0-0
9/5/15	Missouri St	1	0	1	0-0	0-0	0	0	0-0



**#34 RUNNING BACK**  
**DARIUS LEE**  
 R-SENIOR • SO  
 5-9 • 175  
 TAMPA, FLA.  
 BRANDON SENIOR HS  
 CENTRAL CONNECTICUT STATE  
 MAJOR: COMMUNICATIONS STUDIES

**LEE'S CAREER RUSHING STATISTICS**

YR	G/S	NO	YDS	AVG/C	TDS	LG	AVG/G
2015	1/0	1	4	4.0	0	0	4.0


**LEE'S CAREER HIGHS**

Rush Attempts	1, vs Missouri St, Sep 5, 2015
Rush Yards	4, vs Missouri St, Sep 5, 2015
Long Rush	4, vs Missouri St, Sep 5, 2015

**LEE'S GAME-BY-GAME RUSHING**

Date	Opponent	No	Yds	Avg	Tds	LG
9/5/15	Missouri St	1	4	4.0	0	4





**#12** QUARTERBACK

**PAXTON LYNCH**

R-JUNIOR • 2L  
6-7 • 245

DELTONA, FLA.  
TRINITY CHRISTIAN ACADEMY

MAJOR: SPORTS MANAGEMENT

**LYNCH'S CAREER PASSING STATISTICS**

YR	G/S	CMP	ATT	INT	YDS	TD	LG	PCT	AVG/P	AVG/G
2013	12/12	203	349	10	2,056	9	47	58.2	5.9	171.3
2014	13/13	259	413	9	3,031	22	54	62.7	7.3	233.1
2015	1/1	8	12	0	78	1	32	66.7	6.5	78.0
<b>Total</b>	<b>26/26</b>	<b>470</b>	<b>774</b>	<b>19</b>	<b>5,165</b>	<b>32</b>	<b>54</b>	<b>60.7</b>	<b>6.7</b>	<b>198.7</b>

**LYNCH'S CAREER RUSHING STATISTICS**

YR	G/S	NO	YDS	AVG/C	TD	LG	AVG/G
2013	12/12	88	127	1.4	2	24	10.6
2014	13/13	113	321	2.8	13	29	24.6
2015	1/1	3	27	9.0	0	20	27.0
<b>Total</b>	<b>26/26</b>	<b>204</b>	<b>475</b>	<b>2.3</b>	<b>15</b>	<b>29</b>	<b>18.3</b>

**LYNCH'S CAREER HIGHS**

Rush Attempts	15, Houston, Oct 11, 2014
Rush Yards	51, USF, Nov 16, 2013
Rushing TDs	3, BYU, Dec 22, 2014
Long Rush	29, Tulane, Nov 15, 2014
Pass Attempts	46, BYU, Dec 22, 2014
Pass Completions	27, UCLA, Sep 6, 2014
Pass Yards	311, Cincinnati, Oct 4, 2014
Pass TDs	4 (2x), BYU, Dec 22, 2014
Had Intercepted	3 (2x), BYU, Dec 22, 2014
Long Pass	54, SMU, Oct 25, 2014
Total Offense Attempts	59, BYU, Dec 22, 2014 (13 rush, 46 pass)
Total Offense Yards	356, Cincinnati, Oct 4, 2014 (45 rush, 311 pass)
All-Purpose Yards	51, at USF, Nov 16, 2013

**LYNCH'S GAME-BY-GAME PASSING**

Date	Opponent	Att	Comp	YDS	INT	TD	LG
9/7/13*	Duke	24	14	148	0	0	45
9/14/13*	MTSU	27	19	170	2	1	26
9/21/13*	Arkansas State	26	17	176	0	1	28
10/5/13*	UCF	38	20	279	2	0	43
10/12/13*	Houston	41	21	222	0	0	29
10/19/13*	SMU	36	26	198	1	1	16
10/30/13*	Cincinnati	33	17	140	1	2	16
11/9/13*	UT Martin	22	15	189	1	1	32
11/16/13*	USF	13	6	59	1	0	15
11/23/13*	Louisville	23	11	144	1	1	47
11/30/13*	Temple	29	19	162	0	1	25
12/7/13*	UConn	18	37	169	1	1	34
8/30/14*	Austin Peay	27	20	242	1	2	39
9/6/14*	UCLA	41	27	305	0	1	33
9/20/14*	MTSU	35	21	219	1	2	50
9/27/14*	Ole Miss	31	13	81	1	0	42
10/4/14*	Cincinnati	25	18	311	0	2	43
10/11/14*	Houston	37	23	243	3	2	20
10/25/14*	SMU	23	17	307	0	1	54
10/31/14*	Tulsa	31	18	183	0	0	30
11/7/14*	Temple	28	21	230	0	1	42
11/15/14*	Tulane	25	14	178	0	1	38
11/22/14*	USF	23	18	232	0	2	42
11/29/14*	UConn	41	22	194	0	4	21
12/2/14*	BYU	24	46	306	3	4	47
9/5/15*	Missouri St	8	12	78	0	1	32

**LYNCH'S GAME-BY-GAME RUSHING**

Date	Opponent	No	Yds	Avg	TDs	LG
9/7/13*	Duke	8	29	3.6	0	11
9/14/13*	MTSU	13	1	0.1	0	9
9/21/13*	Arkansas State	4	14	3.5	0	9
10/5/13*	UCF	9	-18	-2.0	0	6
10/12/13*	Houston	7	-7	-1.0	0	3
10/19/13*	SMU	12	-5	-0.4	0	12
10/30/13*	Cincinnati	4	2	0.5	0	6
11/9/13*	UT Martin	7	3	0.4	1	24
11/16/13*	USF	6	51	8.5	0	19
11/23/13*	Louisville	8	26	3.3	1	15
11/30/13*	Temple	3	24	8.0	0	20
12/7/13*	UConn	7	7	1.0	0	7
8/30/14*	Austin Peay	5	34	6.8	2	15
9/6/14*	UCLA	10	27	2.7	1	8
9/20/14*	MTSU	5	16	3.2	0	8
9/27/14*	Ole Miss	9	-24	-2.7	0	6
10/4/14*	Cincinnati	12	45	3.8	2	10
10/11/14*	Houston	15	35	2.3	1	24
10/25/14*	SMU	6	-6	-1.0	0	11
10/31/14*	Tulsa	6	47	7.8	1	14
11/7/14*	Temple	7	-1	-0.1	0	4
11/15/14*	Tulane	8	26	3.2	1	29
11/22/14*	USF	8	44	5.5	2	24
11/29/14*	UConn	9	40	4.4	0	19
12/2/14*	BYU	13	38	2.9	3	11
9/5/15*	Missouri St	3	27	9.0	0	20



**#74** OFFENSIVE LINEMAN

**RYAN MACK**

SENIOR • TR  
6-5 • 310

MEMPHIS, TENN.  
WOODDALE HS  
LOUISVILLE

B.S., JUSTICE ADMINISTRATION, DEC., 2014

**MACK'S CAREER OFFENSIVE LINE STATISTICS**


YR	GAMES/STARTS	PLAYS/TOTAL TEAM PLAYS
2015	1/1	57/81

**MACK'S CAREER HIGHS**

Offensive Plays	57, vs Missouri State, Sep 5, 2015
-----------------	------------------------------------

**MACK'S GAME-BY-GAME OFFENSIVE LINE**

Date	Opponent	Position - Plays
9/5/15*	Missouri St	Right Tackle - 57/81



**#8** DEFENSIVE BACK

**ARTHUR MAULET**

JUNIOR • TR  
5-11 • 190

HARVEY, LA.  
BONNABEL HS  
COPIAH-LINCOLN COMMUNITY COLLEGE

MAJOR: UNDECLARED

**MAULET'S CAREER DEFENSIVE STATISTICS**

YR	G/S	UT	AT	TOT	PD	FR	FF	TFL	SK	INT
2015	1/1	3	0	3	1	0-0	0	0-0	0-0	0-0

**MAULET'S CAREER HIGHS**

Tackles	3, vs Missouri St, Sep 5, 2015
Pass Deflections	1, vs Missouri St, Sep 5, 20-15

**MAULET'S GAME-BY-GAME DEFENSE**

Date	Opponent	UT	AT	TOT	PD	FR	FF	TFL	SK	INT
9/5/15	Missouri St.	3	0	3	1	0-0	0	0-0	0	1
9/12/15	at Kansas	0	0	0	0-0	0-0	0	0	0	0-0



**#89** WIDE RECEIVER

**PHIL MAYHUE**

SOPHOMORE • 1L  
6-3 • 210

ATCO, N.J.  
WINSLOW TOWNSHIP HS  
ATLANTA SPORTS ACADEMY

MAJOR: ACCOUNTING

**MAYHUE'S CAREER RECEIVING STATISTICS**

YR	G/S	NO	YDS	AVG/C	TD	LG	REC/G	AVG/G
2014	13/1	15	242	16.1	2	54	1.2	18.6
2015	1/1	1	16	16.0	0	16	1.0	16.0
<b>Total</b>	<b>14/2</b>	<b>16</b>	<b>258</b>	<b>16.0</b>	<b>2</b>	<b>54</b>	<b>1.1</b>	<b>16.1</b>

**MAYHUE'S CAREER HIGHS**

Receptions	3 (2x), UConn, Nov 29, 2014
Receiving Yards	96, SMU, Oct 25, 2014
Long Reception	54, SMU, Oct 25, 2014
All-Purpose Yards	96, SMU, Oct 25, 2014
Points	6 (2x), UConn, Nov 29, 2014
Touchdowns	1 (2x), UConn, Nov 29, 2014
Receiving Touchdowns	1 (2x), UConn, Nov 29, 2014
Pass Attempts	1, Missouri State, Sep 5, 2015
Pass Completions	1, Missouri State, Sep 5, 2015
Passing Yards	44, Missouri State, Sep 5, 2015
Passing Touchdowns	1, Missouri State, Sep 5, 2015

**MAYHUE'S GAME-BY-GAME RECEIVING**

Date	Opponent	No	Yds	Avg	TDs	LG
8/30/14	Austin Peay	0	0	0.0	0	0
9/6/14	UCLA	0	0	0.0	0	0
9/20/14*	MTSU	3	25	8.3	0	12
9/27/14	Ole Miss	0	0	0.0	0	0
10/4/14	Cincinnati	2	38	19.0	0	25
10/11/14	Houston	0	0	0.0	0	0
10/25/14	SMU	2	96	48.0	1	54
10/31/14	Tulsa	0	0	0.0	0	0
11/7/14	Temple	2	11	5.5	0	9
11/15/14	Tulane	0	0	0.0	0	0

**MAYHUE'S GAME-BY-GAME RECEIVING**

Date	Opponent	No	Yds	Avg	TDs	LG
11/22/14	USF	1	16	16.0	0	16
11/29/14	UConn	3	33	11.0	1	21
12/22/14	BYU	2	23	11.5	0	11
9/5/15*	Missouri St	1	16	16.0	0	16

**MAYHUE'S GAME-BY-GAME PASSING**

Date	Opponent	Att	Comp	YDS	INT	TD	LG
9/5/15*	Missouri St	1	1	44	0	1	44



**#85** WIDE RECEIVER

**GREG MCKILLION**

JUNIOR • 1L  
6-5 • 210

BLYTHEVILLE, ARK.  
BLYTHEVILLE HS  
INDEPENDENCE COMMUNITY COLLEGE

MAJOR: INTERDISCIPLINARY STUDIES

**MCKILLION'S CAREER RECEIVING STATISTICS**

YR	G/S	NO	YDS	AVG/C	TD	LG	REC/G	AVG/G
2014	8/0	1	8	8.0	0	8	0.1	1.0
2015	1/0	2	22	11.0	0	17	2.0	22.0
<b>Total</b>	<b>9/0</b>	<b>3</b>	<b>30</b>	<b>10.0</b>	<b>0</b>	<b>17</b>	<b>3.0</b>	<b>33.3</b>

**MCKILLION'S CAREER RUSHING STATISTICS**

YR	G/S	NO	YDS	AVG/C	TD	LG	AVG/G
2014	8/0	1	4	4.0	0	4	0.5
2015	1/0	0	0	0.0	0	0	0.0
<b>Total</b>	<b>9/0</b>	<b>1</b>	<b>4</b>	<b>4.0</b>	<b>0</b>	<b>4</b>	<b>0.4</b>

**MCKILLION'S CAREER HIGHS**


Receptions	2, Missouri St, Sep 5, 2015
Receiving Yards	22, Missouri St, Sep 5, 2015
All-Purpose Yards	22, Missouri St, Sep 5, 2015
Rush Attempts	1, Tulane, Nov 15, 2014
Rushing Yards	4, Tulane, Nov 15, 2014

**MCKILLION'S GAME-BY-GAME RECEIVING**

Date	Opponent	No	Yds	Avg	TDs	LG
8/30/14	Austin Peay	0	0	0.0	0	0
9/6/14	UCLA	Did Not Play				
9/20/14	MTSU	0	0	0.0	0	0
9/27/14	Ole Miss	0	0	0.0	0	0
10/4/14	Cincinnati	Did Not Play				
10/11/14	Houston	Did Not Play				
10/25/14	SMU	1	8	8.0	0	8
10/31/14	Tulsa	0	0	0.0	0	0
11/7/14	Temple	Did Not Play				
11/15/14	Tulane	0	0	0.0	0	0
11/22/14	USF	Did Not Play				
11/29/14	UConn	0	0	0.0	0	0
12/22/14	BYU	Did Not Play				
9/5/15	Missouri St	2	22	11.0	0	17

**MCKILLION'S GAME-BY-GAME RUSHING**

Date	Opponent	No	Yds	Avg	TDs	LG
11/15/14	Tulane	1	4	4.0	0	4



**#16** LINEBACKER

**WYNTON MCMANIS**

SENIOR • 3L  
6-1 • 225

OLIVE BRANCH, MISS.  
OLIVE BRANCH HS

MAJOR: INTERDISCIPLINARY STUDIES

**MCMANIS' CAREER DEFENSIVE STATISTICS**

YR	G/S	UT	AT	TOT	PD	FR	FF	TFL	SK	INT
2012	12/8	11	16	27	0	1-0	1	2.5-3	0-0	1-4
2013	12/0	1	0	1	0	0-0	0	0-0	0-0	0-0
2014	10/6	12	8	20	2	1-0	1	1.5-5	0-0	0-0
2015	1/1	3	0	3	0	1-0	0	0-0	0-0	0-0
<b>Total</b>	<b>35/15</b>	<b>27</b>	<b>24</b>	<b>51</b>	<b>2</b>	<b>3-0</b>	<b>2</b>	<b>4.0-8</b>	<b>0-0</b>	<b>1-4</b>

**MCMANIS' CAREER HIGHS**

Points Scored	6 (2x), Duke, Sep 22, 2012
Touchdowns	1 (2x), Duke, Sep 22, 2012
All-Purpose Yards	4, Duke, Sep 22, 2012
Interceptions	1, Duke, Sep 22, 2012
Long Interception Ret	4, Duke, Sep 22, 2012
Tackles	8, MTSU, Sep 20, 2014
Tackles for Loss	1.0 (3x), Ole Miss, Sep 27, 2014
Fumbles Forced	1 (2x), Cincinnati, Oct 4, 2014
Fumbles Recovered	1 (3x), Missouri St, Sep 5, 2015

**McMANIS' CAREER HIGHS**

Pass Breakups	1 (2x), SMU, Oct 25, 2014
---------------	---------------------------

**McMANIS' GAME-BY-GAME DEFENSE**

Date	Opponent	UT	AT	TT	TFL	SK	FF	PB	INT
9/1/12	UT Martin	0	1	1	0.5-1	0-0	0	0	0-0
9/8/12	Arkansas State	1	6	7	0-0	0-0	0	0	0-0
9/15/12	MTSU	1	1	2	0-0	0-0	0	0	0-0
9/22/12*	Duke	0	2	2	0-0	0-0	0	0	1-4
10/6/12*	Rice	2	2	4	1.0-1	0-0	0	0	0-0
10/13/12*	East Carolina	1	1	2	0-0	0-0	0	0	0-0
10/20/12*	UCF	1	2	3	0-0	0-0	0	0	0-0
10/27/12*	SMU	3	1	4	0-0	0-0	1	0	0-0
11/3/12*	Marshall	1	0	1	1.0-1	0-0	0	0	0-0
11/10/12	Tulane	0	0	0	0-0	0-0	0	0	0-0
11/17/12*	UAB	1	0	1	0-0	0-0	0	0	0-0
11/24/12*	Southern Miss	0	0	0	0-0	0-0	0	0	0-0
9/7/13	Duke	1	0	1	0-0	0-0	0	0	0-0
9/14/13	MTSU	0	0	0	0-0	0-0	0	0	0-0
9/21/13	Arkansas State	0	0	0	0-0	0-0	0	0	0-0
10/5/13	UCF	0	0	0	0-0	0-0	0	0	0-0
10/12/13	Houston	0	0	0	0-0	0-0	0	0	0-0
10/19/13	SMU	0	0	0	0-0	0-0	0	0	0-0
10/30/13	Cincinnati	0	0	0	0-0	0-0	0	0	0-0
11/9/13	UT Martin	0	0	0	0-0	0-0	0	0	0-0
11/16/13	USF	0	0	0	0-0	0-0	0	0	0-0
11/23/13	Louisville	0	0	0	0-0	0-0	0	0	0-0
11/30/13	Temple	1	0	1	0-0	0-0	0	0	1-0
12/7/13	UConn	0	1	1	0-0	0-0	0	0	0-0
8/30/14*	Austin Peay	1	1	2	0.5-1	0-0	0	0	0-0
9/6/14*	UCLA	2	0	2	0-0	0-0	0	0	0-0
9/20/14*	MTSU	3	5	8	0-0	0-0	0	0	0-0
9/27/14*	Ole Miss	3	1	4	1-4	0-0	0	0	0-0
10/4/14*	Cincinnati	1	1	2	0-0	0-0	1	1	0-0
10/11/14	Houston	0	0	0	0-0	0-0	0	0	0-0
10/25/14	SMU	0	0	0	0-0	0-0	0	1	0-0
10/31/14	Tulsa	1	0	1	0-0	0-0	0	0	0-0
11/7/14*	Temple	1	0	1	0-0	0-0	0	0	0-0
11/15/14	Tulane	Did Not Play							
11/22/14	USF	Did Not Play							
11/29/14	UConn	Did Not Play							
12/22/14	BYU	0	0	0	0-0	0-0	0	0	0-0
9/5/15	Missouri St	3	0	3	0-0	0-0	0	0	0-0



**#3**

**WIDE RECEIVER**

**ANTHONY MILLER**

**R-FRESHMAN • SQ**

**5-11 • 190**

**MEMPHIS, TENN.**

**CHRISTIAN BROTHERS HS**

**MAJOR: MANAGEMENT**

**MILLER'S CAREER RECEIVING STATISTICS**

YR	G/S	NO	YDS	AVG/C	TDS	LG	REC/G	AVG/G
2015	1/0	1	5	5.0	0	0	5.0	5.0

**MILLER'S CAREER RUSHING STATISTICS**

YR	G/S	NO	YDS	AVG/C	TDS	LG	AVG/G
2015	1/0	1	5	5.0	0	0	5.0

**MILLER'S CAREER HIGHS**


Rush Attempts	1, vs Missouri St, Sep 5, 2015
Rush Yards	5, vs Missouri St, Sep 5, 2015
Long Rush	5, vs Missouri St, Sep 5, 2015
Receptions	1, vs Missouri St, Sep 5, 2015
Receiving Yards	5, vs Missouri St, Sep 5, 2015
Long Reception	5, vs Missouri St, Sep 5, 2015

**MILLER'S GAME-BY-GAME RECEIVING**

Date	Opponent	No	Yds	Avg	TDS	LG
9/5/15	Missouri St	1	5	5.0	0	5

**MILLER'S GAME-BY-GAME RUSHING**

Date	Opponent	No	Yds	Avg	TDS	LG
9/5/15	Missouri St	1	5	5.0	0	5



**#13**

**DEFENSIVE END**

**DeMARCO MONTGOMERY**

**JUNIOR • TR**

**6-3 • 245**

**ATMORE, ALA.**

**SPANISH FORT HS**

**EAST MISSISSIPPI CC**

**MAJOR: ORGANIZATIONAL LEADERSHIP**

**MONTGOMERY'S CAREER DEFENSIVE STATISTICS**

YR	G/S	UT	AT	TOT	PD	FR	FF	TFL	SK	INT
2015	1/0	1	0	1	0	0-0	0	0-0	0-0	0-0

**MONTGOMERY'S CAREER HIGHS**

Tackles	1, vs Missouri St, Sep 5, 2015
---------	--------------------------------

**MONTGOMERY'S GAME-BY-GAME DEFENSE**

Date	Opponent	UT	AT	TT	TFL	SK	FF	PB	INT
9/5/15	Missouri St.	1	0	1	0-0	0-0	0	0	0-0
9/12/15	at Kansas	0	0	0	0-0	0-0	0	0	0-0



**#80**

**TIGHT END**

**DANIEL MONTIEL**

**R-JUNIOR • 2L**

**6-3 • 240**

**ARLINGTON, TEXAS**

**ARLINGTON HS**

**MAJOR: ACCOUNTING**

**MONTIEL'S CAREER RECEIVING STATISTICS**


YR	G/S	NO	YDS	AVG/C	TDS	LG	REC/G	AVG/G
2013	9/0	0	0	0.0	0	0	0.0	0.0
2014	10/3	8	124	15.5	1	29	0.8	12.4
2015	1/0	0	0	0.0	0	0	0.0	0.0
<b>Totals</b>	<b>20/3</b>	<b>8</b>	<b>124</b>	<b>15.5</b>	<b>1</b>	<b>29</b>	<b>0.4</b>	<b>6.2</b>

**MONTIEL'S CAREER HIGHS**

Touchdowns	1, Houston, Oct 14, 2014
Points	6, Houston, Oct 14, 2014
Receptions	4, SMU, Oct 25, 2014
Receiving Yards	84, SMU, Oct 25, 2014
Long Reception	29, SMU, Oct 25, 2014
All-Purpose Yards	84, SMU, Oct 25, 2014

**MONTIEL'S GAME-BY-GAME RECEIVING**

Date	Opponent	No	Yds	Avg	TDs	LG
8/30/14	Austin Peay	0	0	0.0	0	0
9/6/14	UCLA	1	3	3.0	0	3
9/20/14*	MTSU	0	0	0.0	0	0
9/27/14	Ole Miss	0	0	0.0	0	0
10/4/14	Cincinnati	0	0	0.0	0	0
10/11/14	Houston	1	20	20.0	1	20
10/25/14	SMU	4	84	21.0	0	29
10/31/14	Tulsa	0	0	0.0	0	0
11/7/14	Temple	Did Not Play				
11/15/14	Tulane	Did Not Play				
11/22/14	USF	Did Not Play				
11/29/14	UConn	0	0	0.0	0	0
12/22/14*	BYU	2	17	8.5	0	11
9/5/15	Missouri St	0	0	0.0	0	0



**#41**

**LONG SNAPPER**

**TREVOR MORGAN**

**JUNIOR • 2L**

**6-1 • 210**

**FAYETTEVILLE, GA.**

**WHITWATER HS**


**MAJOR: MANAGEMENT**

**MORGAN'S CAREER DEFENSIVE STATISTICS**

YR	G/S	UT	AT	TOT	PD	FR	FF	TFL	SK	INT
2013	12/0	2	1	3	0	0-0	0	0-0	0-0	0-0
2014	13/0	1	1	2	0	0-0	0	0-0	0-0	0-0
2015	1/0	1	0	1	0	0-0	0	0-0	0-0	0-0
<b>Total</b>	<b>26/0</b>	<b>4</b>	<b>2</b>	<b>6</b>	<b>0</b>	<b>0-0</b>	<b>0</b>	<b>0-0</b>	<b>0-0</b>	<b>0-0</b>

**MORGAN'S CAREER HIGHS**

Tackles	1 (6x), Missouri St, Sep 5, 2015
---------	----------------------------------



**#17**

**DEFENSIVE BACK**

**CHRIS MORLEY**

**R-JUNIOR • 2L**

**5-11 • 195**

**PLANTATION, FLA.**

**SOUTH PLANTATION HS**

**MAJOR: COMMUNICATION STUDIES**

**MORLEY'S CAREER DEFENSIVE STATISTICS**

YR	G/S	UT	AT	TOT	PD	FR	FF	TFL	SK	INT
2013	12/0	8	2	10	4	0-0	0	2-2	0-0	1-0
2014	10/0	12	3	15	4	0-0	0	0-0	0-0	0-0
2015	1/0	1	1	2	0	0-0	0	0-0	0-0	0-0
<b>Total</b>	<b>23/0</b>	<b>21</b>	<b>6</b>	<b>27</b>	<b>8</b>	<b>0-0</b>	<b>0</b>	<b>2-2</b>	<b>0-0</b>	<b>1-0</b>

**MORLEY'S CAREER HIGHS**

Tackles	5, vs SMU, Oct 19, 2013
Pass Breakup	3, at Houston, Oct 12, 2013
Tackles for Loss	1 (2x), last vs SMU, Oct 19, 2013
Interceptions	1, vs Temple, Nov 30, 2013
Pass Breakups	3, at Houston, Oct 12, 2013

**MORLEY'S GAME-BY-GAME DEFENSE**

Date	Opponent	UT	AT	TT	TFL	SK	FF	PB	INT
9/7/13	Duke	0	0	0	0-0	0-0	0	0	0-0
9/14/13	MTSU	0	0	0	0-0	0-0	0	0	0-0
9/21/13	Arkansas State	1	0	1	0-0	0-0	0	0	0-0
10/5/13	UCF	0	0	0	0-0	0-0	0	1	0-0
10/12/13	Houston	2	0	2	1-1	0-0	0	3	0-0
10/19/13	SMU	4	1	5	1-1	0-0	0	0	0-0
10/30/13	Cincinnati	0	0	0	0-0	0-0	0	0	0-0
11/9/13	UT Martin	0	0	0	0-0	0-0	0	0	0-0
11/16/13	USF	0	0	0	0-0	0-0	0	0	0-0
11/23/13	Louisville	0	0	0	0-0	0-0	0	0	0-0
11/30/13	Temple	1	0	1	0-0	0-0	0	0	1-0
12/7/13	UConn	0	1	1	0-0	0-0	0	0	0-0
8/30/14	Austin Peay	0	0	0	0-0	0-0	0	0	0-0
9/6/14	UCLA	2	0	2	0-0	0-0	0	0	0-0
9/20/14	MTSU	0	1	1	0-0	0-0	0	0	0-0
9/27/14	Ole Miss	Did Not Play							
10/4/14	Cincinnati	1	0	1	0-0	0-0	0	0	0-0
10/11/14	Houston	Did Not Play							
10/25/14	SMU	1	0	1	0-0	0-0	0	2	0-0
10/31/14	Tulsa	2	1	3	0-0	0-0	0	0	0-0
11/7/14	Temple	Did Not Play							
11/15/14	Tulane	3	0	3	0-0	0-0	0	0	0-0
11/22/14	USF	1	0	1	0-0	0-0	0	1	0-0
11/29/14	UConn	0	0	0	0-0	0-0	0	0	0-0
12/22/14	BYU	1	0	1	0-0	0-0	0	0	0-0
9/5/15	Missouri St	1	1	2	0-0	0-0	0	0	0-0



**#10**

**DEFENSIVE BACK**

**DONTRELL NELSON**

**JUNIOR • 2L**

**6-1 • 180**


**OLIVE BRANCH, MISS.**

**OLIVE BRANCH HS**

**MAJOR: INTERDISCIPLINARY STUDIES**

**NELSON'S CAREER DEFENSIVE STATISTICS**

YR	G/S	UT	AT	TOT	PD	FR	FF	TFL	SK	INT
2013	9/0	2	0	2	0	0-0	0	0-0	0-0	0-0
2014	12/0	7	1	8	3	0-0	0	1.5-4	0.5-3	1-58
2015	1/1	1	0	1	0	0-0	0	0-0	0-0	0-0
<b>Total</b>	<b>22/0</b>	<b>10</b>	<b>1</b>	<b>11</b>	<b>3</b>	<b>0-0</b>	<b>0</b>	<b>1.5-4</b>	<b>0.5-3</b>	<b>1-58</b>



**#51 OFFENSIVE LINE**  
**JACE NEVILLE**  
 R-FRESHMAN • SQ  
 6-6 • 290  
 COLUMBIA, Mo.  
 ROCK BRIDGE HS  
 MAJOR: UNDECLARED

**NEVILLE'S CAREER OFFENSIVE LINE STATISTICS**


YR	GAMES/STARTS	PLAYS/TOTAL TEAM PLAYS
2015	1/0	3/81

**NEVILLE'S CAREER HIGHS**

Offensive Plays	3, vs Missouri State, Sep 5, 2015
-----------------	-----------------------------------

**NEVILLE'S GAME-BY-GAME OFFENSIVE LINE**

Date	Opponent	Position - Plays
9/5/15	Missouri St	Left Tackle - 3/81



**#2 DEFENSIVE BACK**  
**TY NORTHERN**  
 R-JUNIOR • SQ  
 5-11 • 190  
 TUNICA, MISS.  
 ROSA FORT HS  
 MAJOR: SPORTS AND LEISURE MANAGEMENT

**NORTHERN'S CAREER DEFENSIVE STATISTICS**


YR	G/S	UT	AT	TOT	PD	FR	FF	TFL	SK	INT
2015	1/0	1	0	1	0	0-0	0	0-0	0-0	0-0

**NORTHERN'S CAREER HIGHS**

Tackles	1, vs Missouri St, Sep 5, 2015
---------	--------------------------------

**NORTHERN'S GAME-BY-GAME DEFENSE**

Date	Opponent	UT	AT	TT	TFL	SK	FF	PB	INT
9/5/15	Missouri St.	1	0	1	0-0	0-0	0	0	0-0
9/12/15	at Kansas	0	0	0	0-0	0-0	0	0	0-0



**#19 WIDE RECEIVER**  
**JAE'LOM OGLESBY**  
 FRESHMAN • HS  
 5-11 • 175  
 CENTRAL, S.C.  
 D.W. DANIEL HS  
 FORK UNION MILITARY  
 MAJOR: UNDECLARED

**OGLESBY'S CAREER RECEIVING STATISTICS**

YR	G/S	NO	YDS	AVG/C	TDS	LG	REC/G	AVG/G
2015	1/0	2	13	6.5	1	9	2.0	13.0

**OGLESBY'S CAREER RUSHING STATISTICS**

YR	G/S	NO	YDS	TDS	LG	AVG/R	AVG/G
2015	1/0	0	0	0	0	0.0	0.0

**OGLESBY'S CAREER KICK RETURN STATISTICS**

YR	G/S	NO	YDS	TDS	LG	AVG/R	AVG/G
2015	1/0	1	30	0	30	30.0	30.0

**OGLESBY'S CAREER HIGHS**


Points Scored	6, Missouri St, Sep 5, 2015
Touchdowns	1, Missouri St, Sep 5, 2015
Receptions	2, Missouri St, Sep 5, 2015
Receiving Yards	13, Missouri St, Sep 5, 2015
Touchdown Receptions	1, Missouri St, Sep 5, 2015
Long Reception	9, Missouri St, Sep 5, 2015
All-Purpose Yards	39, Missouri St, Sep 5, 2015
Kick Returns	1, Missouri St, Sep 5, 2015
Kick Return Yards	30, Missouri St, Sep 5, 2015
Long Kick Return	30, Missouri St, Sep 5, 2015

**OGLESBY'S GAME-BY-GAME RECEIVING**

Date	Opponent	No	Yds	Avg	Tds	LG
9/5/15	Missouri St	2	13	6.5	1	9

**OGLESBY'S GAME-BY-GAME PUNT RETURN**

Date	Opponent	No	Yds	Avg	Tds	LG
9/5/15	Missouri St	1	30	30.0	0	30



**#53 LINEBACKER**  
**LEONARD PEGUES**  
 SENIOR • 3L  
 5-11 • 240  
 OLIVE BRANCH, MISS.  
 OLIVE BRANCH HS  
 MAJOR: SPORT AND LEISURE MANAGEMENT

**PEGUES' CAREER DEFENSIVE STATISTICS**


YR	G/S	UT	AT	TOT	PD	FR	FF	TFL	SK	INT
2012	12/0	6	7	13	0	0-0	0	0.5-2	0-0	0-0
2013	12/0	19	4	23	0	0-0	1	1.5-5	0-0	0-0
2014	13/0	29	5	34	0	0-0	1	6-40	2-25	0-0
Total	37/0	54	16	70	0	0-0	2	7.5-47	2-25	0-0

**PEGUES' CAREER HIGHS**

Tackles	8, UCLA, Sep 6, 2014
Tackles for Loss	2, Houston, Oct 11, 2014
Sacks	1 (2x), Temple, Nov 7, 2014
Fumbles Forced	1 (2x), Tulane, Nov 15, 2014

**PEGUES' GAME-BY-GAME DEFENSE**

Date	Opponent	UT	AT	TT	TFL	SK	FF	PB	INT
9/1/12	UT Martin	0	0	0	0-0	0-0	0	0	0-0
9/8/12	Arkansas State	0	0	0	0-0	0-0	0	0	0-0
9/15/12	MTSU	2	0	2	0-0	0-0	0	0	0-0
9/22/12	Duke	0	2	2	0-0	0-0	0	0	0-0
10/6/12	Rice	1	0	1	0-0	0-0	0	0	0-0
10/13/12	East Carolina	0	3	3	0-0	0-0	0	0	0-0
10/20/12	UCF	0	0	0	0-0	0-0	0	0	0-0
10/27/12	SMU	1	0	1	0-0	0-0	0	0	0-0
11/3/12	Marshall	1	0	1	0-0	0-0	0	0	0-0
11/10/12	Tulane	0	0	0	0-0	0-0	0	0	0-0
11/17/12	UAB	1	2	3	0.5-2	0-0	0	0	0-0
11/24/12	Southern Miss	0	0	0	0-0	0-0	0	0	0-0
9/7/13	Duke	2	1	3	0-0	0-0	1	0	0-0
9/14/13	MTSU	1	0	1	0-0	0-0	0	0	0-0
9/21/13	Arkansas State	1	0	1	1-5	0-0	0	0	0-0
10/5/13	UCF	1	0	1	0-0	0-0	0	0	0-0
10/12/13	Houston	0	0	0	0-0	0-0	0	0	0-0
10/19/13	SMU	0	0	0	0-0	0-0	0	0	0-0
10/30/13	Cincinnati	0	0	0	0-0	0-0	0	0	0-0
11/9/13	UT Martin	1	1	0	0-0	0-0	0	0	0-0
11/16/13	USF	4	0	4	0-0	0-0	0	0	0-0
11/23/13	Louisville	1	1	2	0-0	0-0	0	0	0-0
11/30/13	Temple	3	1	4	0-0	0-0	0	0	0-0
12/7/13	UConn	5	0	5	0-0	0-0	0	0	0-0
8/30/14	Austin Peay	1	1	2	1-10	1-10	0	0	0-0
9/6/14	UCLA	8	0	8	0-0	0-0	0	0	0-0
9/20/14	MTSU	4	0	4	0-0	0-0	0	0	0-0
9/27/14	Ole Miss	2	2	4	1-2	0-0	0	0	0-0
10/4/14	Cincinnati	0	1	1	0-0	0-0	0	0	0-0
10/11/14	Houston	2	0	2	2-6	0-0	0	0	0-0
10/25/14	SMU	3	1	4	0-0	0-0	0	0	0-0
10/31/14	Tulsa	1	0	1	0-0	0-0	0	0	0-0
11/7/14	Temple	1	0	1	1-15	1-15	0	0	0-0
11/15/14	Tulane	3	0	3	0-0	0-0	1	0	0-0
11/22/14	USF	4	0	4	0-0	0-0	0	0	0-0
11/29/14	UConn	0	0	0	0-0	0-0	0	0	0-0
12/22/14	BYU	0	0	0	0-0	0-0	0	0	0-0



**#58 DEFENSIVE LINE**  
**DONALD PENNINGTON**  
 R-JUNIOR • 2L  
 6-2 • 295  
 AMITE, LA.  
 AMITE HS  
 MAJOR: INTERDISCIPLINARY STUDIES

**PENNINGTON'S CAREER DEFENSIVE STATISTICS**

YR	G/S	UT	AT	TOT	PD	FR	FF	TFL	SK	INT
2013	10/2	1	0	1	0	0-0	0	1-2	0-0	0-0
2014	12/0	11	5	16	1	1-0	0	1.5-3	0-0	0-0
2015	1/1	2	0	2	0	0-0	0	1-1	0-0	0-0
Total	23/3	14	5	19	1	1-0	0	3.5-6	0-0	0-0

**PENNINGTON'S CAREER HIGHS**


Tackles	3, Tulane, Nov 15, 2014
Tackles for Loss	1 (3x), Missouri St, Sep 5, 2015
Fumble Recoveries	1, USF, Nov 22, 2014
Pass Break Ups	1, USF, Nov 22, 2014

**PENNINGTON'S GAME-BY-GAME DEFENSE**

Date	Opponent	UT	AT	TT	TFL	SK	FF	PB	INT
9/7/13	Duke	0	0	0	0-0	0-0	0	0	0-0
9/14/13	MTSU	0	0	0	0-0	0-0	0	0	0-0
9/21/13*	Arkansas State	0	0	0	0-0	0-0	0	0	0-0
10/5/13*	UCF	0	0	0	0-0	0-0	0	0	0-0
10/12/13	Houston	0	0	0	0-0	0-0	0	0	0-0

**PENNINGTON'S GAME-BY-GAME DEFENSE**

Date	Opponent	UT	AT	TT	TFL	SK	FF	PB	INT
10/19/13	SMU	0	0	0	0-0	0-0	0	0	0-0
10/30/13	Cincinnati	0	0	0	0-0	0-0	0	0	0-0
11/9/13	UT Martin	0	0	0	0-0	0-0	0	0	0-0
11/16/13	USF	0	0	0	0-0	0-0	0	0	0-0
11/23/13	Louisville				Did Not Play				
11/30/13	Temple				Did Not Play				
12/7/13	UConn	1	0	1	1-2	0-0	0	0	0-0
8/30/14	Austin Peay	0	0	0	0-0	0-0	0	0	0-0
9/6/14	UCLA				Did Not Play				
9/20/14	MTSU	0	0	0	0-0	0-0	0	0	0-0
9/27/14	Ole Miss	2	0	2	0-0	0-0	0	0	0-0
10/4/14	Cincinnati	0	2	2	0-0	0-0	0	0	0-0
10/11/14	Houston	0	0	0	0-0	0-0	0	0	0-0
10/25/14	SMU	2	0	2	0-0	0-0	0	0	0-0
10/31/14	Tulsa	1	0	1	0-0	0-0	0	0	0-0
11/7/14	Temple	0	0	0	0-0	0-0	0	0	0-0
11/15/14	Tulane	3	0	3	1-2	0-0	0	0	0-0
11/22/14	USF	2	0	2	0-0	0-0	0	1	0-0
11/29/14	UConn	0	0	0	0-0	0-0	0	0	0-0
12/22/14	BYU	1	1	2	0-0	0-0	0	0	0-0
9/5/15*	Missouri St	2	0	2	1-1	0-0	0	0	0-0



**#29 LINEBACKER**  
**DARIAN PORTER**  
 SOPHOMORE • TR  
 6-3 • 230  
 LOUISVILLE, KY.  
 SENECA HS  
 MT. SAN JACINTO COLLEGE  
 MAJOR: UNDECLARED

**PORTER'S CAREER DEFENSIVE STATISTICS**


YR	G/S	UT	AT	TOT	PD	FR	FF	TFL	SK	INT
2015	1/0	0	0	0	0	0-0	0	0-0	0-0	0-0

**PORTER'S CAREER HIGHS**

Tackles	0
---------	---

**PORTER'S GAME-BY-GAME DEFENSE**

Date	Opponent	UT	AT	TT	TFL	SK	FF	PB	INT
9/5/15	Missouri St.	0	0	0	0-0	0-0	0	0	0-0
9/12/15	at Kansas	0	0	0	0-0	0-0	0	0	0-0



**#18 WIDE RECEIVER**  
**RODERICK PROCTOR**  
 SOPHOMORE • 1L  
 5-11 • 175  
 ORLANDO, FLA.  
 DR. PHILLIPS HS  
 MAJOR: UNDECLARED

**PROCTOR'S CAREER RECEIVING STATISTICS**

YR	G/S	NO	YDS	AVG/C	TDS	LG	REC/G	AVG/G
2014	13/3	27	259	9.6	1	27	2.1	19.9
2015	1/0	3	51	17.0	0	32	3.0	51.0
Total	14/3	30	310	10.3	1	32	2.1	22.1

**PROCTOR'S CAREER RUSHING STATISTICS**

YR	G/S	NO	YDS	TDS	LG	AVG/R	AVG/G
2014	13/3	7	-16	0	0	-2.2	0.0
2015	1/0	0	0	0	0	0.0	0.0
Total	14/3	7	-16	0	0	-2.2	0.0

**PROCTOR'S CAREER PUNT RETURN STATISTICS**

YR	G/S	NO	YDS	TDS	LG	AVG/R	AVG/G
2014	13/3	1	8	0	8	8.0	0.7
2015	1/0	3	84	1	63	28.0	84.0
Total	14/3	4	92	1	63	23.0	6.5

**PROCTOR'S CAREER HIGHS**

Points Scored	6 (2x), Missouri St, Sep 5, 2015
Touchdowns	1 (2x), Missouri St, Sep 5, 2015
Receptions	5 (2x), Tulsa, Oct 31, 2014
Receiving Yards	61, Cincinnati, Oct 4, 2014
Long Reception	32, Missouri St, Sep 5, 2015
All-Purpose Yards	135, Missouri St, Sep 5, 2015
Rush Attempts	1 (2x), Tulane, Nov 15, 2014
Punt Returns	3, Missouri St, Sep 5, 2015
Punt Return Yards	84, Missouri St, Sep 5, 2015
Long Punt Return	63, Missouri St, Sep 5, 2015
Punt Return TDs	1, Missouri St, Sep 5, 2015

**PROCTOR'S GAME-BY-GAME RECEIVING**

Date	Opponent	No	Yds	Avg	Tds	LG
8/30/14	Austin Peay	0	0	0.0	0	0
9/6/14	UCLA	2	28	14.0	0	15

## PROCTOR'S GAME-BY-GAME RECEIVING

Date	Opponent	No	Yds	Avg	TDs	LG
9/20/14	MTSU	1	5	5.0	0	5
9/27/14	Ole Miss	0	0	0.0	0	0
10/4/14	Cincinnati	3	61	20.3	0	26
10/11/14	Houston	5	42	8.4	0	15
10/25/14	SMU	0	0	0.0	0	0
10/31/14*	Tulsa	5	21	4.2	0	15
11/7/14*	Temple	1	5	5.0	0	5
11/15/14*	Tulane	2	37	18.5	0	27
11/22/14	USF	3	22	7.3	0	9
11/29/14	UConn	3	24	8.0	0	11
12/22/14*	BYU	2	14	7.0	1	11
9/5/15	Missouri St	3	51	17.0	0	32

## PROCTOR'S GAME-BY-GAME PUNT RETURN

Date	Opponent	No	Yds	Avg	TDs	LG
8/30/14	Austin Peay	1	8	8.0	0	8
9/5/15	Missouri St	3	84	28.0	1	63



**#65** OFFENSIVE LINE

**CHRISTOPHER ROBERSON**

R-JUNIOR • 2L  
6-7 • 330

MEMPHIS, TENN.  
CENTRAL BAPTIST SCHOOL

MAJOR: CRIMINAL JUSTICE

## ROBERSON'S CAREER OFFENSIVE LINE STATISTICS


YR	GAMES/STARTS	PLAYS/TOTAL TEAM PLAYS
2013	11/0	6/723
2014	13/0	47/1,012
2015	1/0	21/81
<b>Total</b>	<b>25/0</b>	<b>74/1,816</b>

## ROBERSON'S CAREER HIGHS

Offensive Plays | 24, vs Austin Peay, Aug 30, 2014

## ROBERSON'S GAME-BY-GAME OFFENSIVE LINE

Date	Opponent	Position - Plays
9/7/13	Duke	Special Teams
9/14/13	Middle Tennessee	Did Not Play
9/21/13	Arkansas State	Left Tackle - 6/71
10/5/13	UCF	Special Teams
10/12/13	Houston	Special Teams
10/19/13	SMU	Special Teams
10/30/13	Cincinnati	Special Teams
11/9/13	UT Martin	Special Teams
11/16/13	USF	Special Teams
11/23/13	Louisville	Special Teams
11/30/13	Temple	Special Teams
12/7/13	UConn	Special Teams
8/30/14	Austin Peay	Left Tackle - 24/82
9/6/14	UCLA	Special Teams
9/20/14	MTSU	Special Teams
9/27/14	Ole Miss	Special Teams
10/4/14	Cincinnati	Left Tackle - 11/94
10/11/14	Houston	Special Teams
10/25/14	SMU	Left Tackle - 9/80
10/31/14	Tulsa	Special Teams
11/7/14	Temple	Special Teams
11/15/14	Tulane	Special Teams
11/22/14	USF	Special Teams
11/27/14	UConn	Left Tackle - 3/85
12/22/14	BYU	Special Teams
9/5/15	Missouri St	Left Tackle - 21/81



**#45** LINEBACKER

**NOAH ROBINSON**

SOPHOMORE • 1L  
6-4 • 225

WORCESTER, MASS.  
DOHERTY HS  
ATLANTA SPORTS ACADEMY

MAJOR: SPORT AND LEISURE MANAGEMENT

## ROBINSON'S CAREER DEFENSIVE STATISTICS

YR	G/S	UT	AT	TOT	PD	FR	FF	TFL	SK	INT
2014	13/1	18	7	25	0	0-0	0	2.5-8	0-0	0-0
2015	1/1	2	0	2	0	0-0	0	0-0	0-0	0-0
<b>Total</b>	<b>14/2</b>	<b>20</b>	<b>7</b>	<b>27</b>	<b>0</b>	<b>0-0</b>	<b>0</b>	<b>0-0</b>	<b>0-0</b>	<b>0-0</b>

## ROBINSON'S CAREER HIGHS

Tackles | 4 (3x), Tulane, Nov 15, 2014  
Tackles for Loss | 1 (2x), Tulane, Nov 15, 2014

## ROBINSON'S GAME-BY-GAME DEFENSE

Date	Opponent	UT	AT	TT	TFL	SK	FF	PB	INT
8/30/14	Austin Peay	0	1	1	0-0	0-0	0	0	0-0
9/6/14	UCLA	2	0	2	0-0	0-0	0	0	0-0
9/20/14	MTSU	1	0	1	1-1	0-0	0	0	0-0
9/27/14	Ole Miss	2	2	4	0-0	0-0	0	0	0-0
10/4/14	Cincinnati	0	2	2	0-0	0-0	0	0	0-0
10/11/14	Houston	0	1	1	0.5-2	0-0	0	0	0-0
10/25/14	SMU	1	0	1	0-0	0-0	0	0	0-0
10/31/14*	Tulsa	3	1	4	0-0	0-0	0	0	0-0
11/7/14	Temple	1	0	1	0-0	0-0	0	0	0-0
11/15/14	Tulane	4	0	4	1-5	0-0	0	0	0-0
11/22/14	USF	2	0	2	0-0	0-0	0	0	0-0
11/27/14	UConn	0	0	0	0-0	0-0	0	0	0-0
12/22/14	BYU	2	0	2	0-0	0-0	0	0	0-0
9/15/15*	Missouri St	2	0	2	0-0	0-0	0	0	0-0



**#23** DEFENSIVE BACK

**B.J. ROSS**

JUNIOR • 2L  
5-9 • 185

MELBOURNE, FLA.  
PALM BAY HS

MAJOR: SPORT AND LEISURE MANAGEMENT

## ROSS' CAREER DEFENSIVE STATISTICS

YR	G/S	UT	AT	TOT	PD	FR	FF	TFL	SK	INT
2013	12/0	1	0	1	0	0-0	0	0-0	0-0	0-0
2014	13/0	0	2	2	0	0-0	0	0-0	0-0	0-0
2015	1/0	0	0	0	0	0-0	0	0-0	0-0	0-0
<b>Total</b>	<b>25/0</b>	<b>1</b>	<b>2</b>	<b>3</b>	<b>0</b>	<b>0-0</b>	<b>0</b>	<b>0-0</b>	<b>0-0</b>	<b>0-0</b>

## ROSS' CAREER HIGHS

Tackles | 1 (3x), Houston, Oct 11, 2014

## ROSS'S GAME-BY-GAME DEFENSE

Date	Opponent	UT	AT	TT	TFL	SK	FF	PB	INT
8/30/14	Austin Peay	0	1	1	0-0	0-0	0	0	0-0
9/6/14	UCLA	0	0	0	0-0	0-0	0	0	0-0
9/20/14	MTSU	0	0	0	0-0	0-0	0	0	0-0
9/27/14	Ole Miss	0	0	0	0-0	0-0	0	0	0-0
10/4/14	Cincinnati	0	1	1	0-0	0-0	0	0	0-0
10/11/14	Houston	0	0	0	0-0	0-0	0	0	0-0
10/25/14	SMU	0	0	0	0-0	0-0	0	0	0-0
10/31/14	Tulsa	0	0	0	0-0	0-0	0	0	0-0
11/7/14	Temple	0	0	0	0-0	0-0	0	0	0-0
11/15/14	Tulane	0	0	0	0-0	0-0	0	0	0-0
11/22/14	USF	0	0	0	0-0	0-0	0	0	0-0
11/27/14	UConn	0	0	0	0-0	0-0	0	0	0-0
12/22/14	BYU	0	0	0	0-0	0-0	0	0	0-0



**#70** OFFENSIVE LINE

**MICAH SIMMONS**

SENIOR • 3L  
6-3 • 295

LINDALE, TEXAS  
LINDALE HS

B.S., HEALTH & HUMAN PERFORMANCE, MAY, 2015

## SIMMONS' CAREER OFFENSIVE LINE STATISTICS

YR	GAMES/STARTS	PLAYS/TOTAL TEAM PLAYS
2012	12/3	284/772
2013	11/5	364/742
2014	10/0	250/915
2015	1/1	38/81
<b>Total</b>	<b>34/9</b>	<b>907/2,442</b>

## SIMMONS' CAREER HIGHS


Offensive Plays | 84, at Marshall, Nov 3, 2012

## SIMMONS' GAME-BY-GAME OFFENSIVE LINE

Date	Opponent	Position - Plays
9/1/12	UT Martin	Special Teams
9/8/12	Arkansas State	Special Teams
9/15/12	Middle Tennessee	Special Teams
9/22/12	Duke	Offensive Line - 13/50
10/6/12	Rice	Special Teams
10/13/12	East Carolina	Special Teams
10/20/12	UCF	Special Teams
10/27/12	SMU	Right Guard - 39/48
11/3/12*	Marshall	Right Guard - 84/84
11/10/12*	Tulane	Right Guard - 64/64
11/17/12*	UAB	Right Guard - 32/59
11/24/12	Southern Miss	Right Guard - 52/62
9/7/13	Duke	Did Not Play
9/14/13	Middle Tennessee	Left Guard - 1/76
9/21/13	Arkansas State	Right Guard/Center - 11/71
10/5/13	UCF	Center - 1/74
10/12/13	Houston	Special Teams

## SIMMONS' GAME-BY-GAME OFFENSIVE LINE

Date	Opponent	Position - Plays
10/19/13	SMU	Center - 48/76
10/30/13*	Cincinnati	Center - 61/61
11/9/13*	UT Martin	Center - 61/61
11/16/13*	USF	Center/Left Guard - 40/52 (S C, 35 LG)
11/23/13*	Louisville	Left Guard - 58/59
11/30/13	Temple	Center - 17/62
12/7/13*	UConn	Center - 66/69
8/30/14	Austin Peay	Center - 34/82
9/6/14	UCLA	Center - 40/81
9/20/14	MTSU	Center - 18/86
9/27/14	Ole Miss	Did Not Play
10/4/14	Cincinnati	Center - 14/94
10/11/14	Houston	Center - 13/78
10/25/14	SMU	Center - 38/80
10/31/14	Tulsa	Center - 9/72
11/7/14	Temple	Center - 10/68
11/15/14	Tulane	Center - 40/65
11/22/14	USF	Did Not Play
11/29/14	UConn	Center - 3/85
12/22/14	BYU	Did Not Play
9/5/15*	Missouri St	Right Guard - 38/81



**#36** PLACE-KICKER/PUNTER

**SPENCER SMITH**

R-SOPHOMORE • 1L  
6-1 • 195

NEWNAN, GA.  
EAST COWETA HS

MAJOR: EXERCISE AND SPORT SCIENCE

## SMITH'S CAREER SCORING STATISTICS

YR	G	PAT	FGM-FGA	PTS	AVG/G
2014	13	1-1	0-0	1	0.1
2015	1	0-0	0-0	0	0.0
<b>Total</b>	<b>14</b>	<b>1-1</b>	<b>0-0</b>	<b>1</b>	<b>0.1</b>

## SMITH'S CAREER PUNTING STATISTICS

YR	G	NO	YDS	AVG	LG	BL	TB	FC	50+	I20
2014	13	58	2,335	40.3	58	0	1	27	9	18
2015	1	4	186	46.5	55	0	1	2	2	2
<b>Total</b>	<b>14</b>	<b>62</b>	<b>2,521</b>	<b>40.6</b>	<b>58</b>	<b>0</b>	<b>2</b>	<b>29</b>	<b>11</b>	<b>20</b>

## SMITH'S CAREER KICKOFF STATISTICS


YR	G	NO	RET	YDS	AVG	TB	OB	FC	OSK
2014	13	1	0	65	65.0	1	0	0	0

## SMITH'S CAREER HIGHS

Points Scored | 1, SMU, Oct 25, 2014  
Kick PATs | 1, SMU, Oct 25, 2014  
Points by Kicking | 1, SMU, Oct 25, 2014  
Punt Attempts | 9, Ole Miss, Sep 27, 2014  
Punt Yards | 386, Ole Miss, Sep 27, 2014  
Longest Punt | 58, Tulane, Nov 15, 2014

## SMITH'S GAME-BY-GAME PUNTING

Date	Opponent	No	Yds	Avg	LG	TB	FC	50+	I20
8/30/14	Austin Peay	2	102	51.0	55	1	0	1	0
9/6/14	UCLA	7	276	39.4	49	0	1	0	4
9/20/14	MTSU	1	8	8.0	8	0	0	0	0
9/27/14	Ole Miss	9	386	42.9	53	0	4	2	2
10/4/14	Cincinnati	2	67	33.5	35	0	1	0	0
10/11/14	Houston	5	195	39.0	44	0	3	0	2
10/25/14	SMU	1	46	46.0	46	0	0	0	1
10/31/14	Tulsa	4	158	39.5	43	0	4	0	3
11/7/14	Temple	7	251	35.9	47	0	4	0	1
11/15/14	Tulane	8	375	46.9	58	0	2	4	3
11/22/14	USF	1	48	48.0	48	0	0	0	0
11/29/14	UConn	6	226	37.7	53	0	4	1	1
12/22/14	BYU	5	197	39.4	53	0	4	1	1
9/5/15	Missouri St	4	186	46.5	55	1	2	2	2



**#75** OFFENSIVE LINE

**MICHAEL STANNARD**

R-JUNIOR • 2L  
6-2 • 280

COLUMBIA, MO.  
ROCK BRIDGE HS

MAJOR: EXERCISE AND SPORT SCIENCE

## STANNARD'S CAREER OFFENSIVE LINE STATISTICS

YR	GAMES/STARTS	PLAYS/TOTAL TEAM PLAYS
2012	11/0	6/700
2014	12/6	315/1,012
2015	1/0	24/81
<b>Totals</b>	<b>24/6</b>	<b>345/1,693</b>

### STANNARD'S CAREER HIGHS

Offensive Plays	68, Tulsa, Oct 31, 2014
-----------------	-------------------------

### STANNARD'S GAME-BY-GAME OFFENSIVE LINE

Date	Opponent	Position - Plays
9/22/12	Duke	Right Guard - 6/50
8/30/14*	Austin Peay	Right Guard - 30/82
9/6/14*	UCLA	Right Guard - 41/82
9/20/14	MTSU	Right Guard - 18/86
9/27/14	Ole Miss	Right Guard - 15/62
10/4/14	Cincinnati	Right Guard - 10/94
10/11/14	Houston	Special Teams
10/25/14*	SMU	Right Guard - 27/80
10/31/14*	Tulsa	Right Guard - 68/72
11/7/14*	Temple	Right Guard - 58/68
11/15/14*	Tulane	Right Guard - 41/65
11/22/14	USF	Did Not Play
11/29/14	UConn	Special Teams
12/22/14	BYU	Special Teams
11/29/14	UConn	Right Guard - 7/85
9/5/15	Missouri St	Center/Left Guard - 24/81



**#15** **QUARTERBACK**  
**JASON STEWART**  
**SENIOR • 1L**  
**6-3 • 205**  
**ALEXANDRIA, VA.**  
**HAYFIELD SECONDARY HS**  
**FORT SCOTT CC/DODGE CITY CC**  
**MAJOR: SPORT AND LEISURE MANAGEMENT**

### STEWART'S CAREER PASSING STATISTICS

YR	G/S	CMP	ATT	INT	YDS	TD	LG	PCT	AVG/P	AVG/G
2014	5/0	3	4	0	45	1	29	.750	11.3	9.0

### STEWART'S CAREER RUSHING STATISTICS

YR	G/S	NO	YDS	AVG/C	TD	LG	AVG/G
2014	5/0	6	23	3.8	0	14	4.6

### STEWART'S CAREER HIGHS

Rush Attempts	4, SMU, Oct 25, 2014
Rush Yards	14, Cincinnati, Oct 4, 2014
Long Rush	14, Cincinnati, Oct 4, 2014
Total Offense Attempts	5, SMU, Oct 25, 2014
Total Offense Yards	46, SMU, Oct 25, 2014
All-Purpose Yards	14, Cincinnati, Oct 4, 2014

### STEWART'S GAME-BY-GAME PASSING

Date	Opponent	Att	Comp	YDS	INT	TD	LG
8/30/14	Austin Peay	0	0	0	0	0	0
10/4/14	Cincinnati	0	0	0	0	0	0
10/25/14	SMU	4	3	45	0	1	29
11/15/14	Tulane	0	0	0	0	0	0
11/29/14	UConn	0	0	0	0	0	0

### STEWART'S GAME-BY-GAME RUSHING

Date	Opponent	No	Yds	Avg	TDs	LG
8/30/14	Austin Peay	1	8	8.0	0	8
10/4/14	Cincinnati	1	14	14.0	0	14
10/25/14	SMU	4	1	0.3	0	7
11/15/14	Tulane	0	0	0.0	0	0
11/29/14	UConn	0	0	0.0	0	0



**#33** **LINEBACKER**  
**PHILLIP SUMPTER**  
**R-SOPHOMORE • 1L**  
**5-11 • 200**  
**EDMOND, OKLA.**  
**SANTA FE HS**  
**MAJOR: SPORT AND LEISURE MANAGEMENT**

### SUMPTER'S CAREER DEFENSIVE STATISTICS

YR	G/S	UT	AT	TOT	PD	FR	FF	TFL	SK	INT
2014	2/0	2	0	2	0	0-0	0	1.0-4	0-0	0-0
2015	1/0	3	0	3	0	0-0	0	1.0-3	0-0	0-0
Total	3/0	5	0	5	0	0-0	0	2-7	0-0	0-0

### SUMPTER'S CAREER HIGHS

Tackles	3, Missouri St, Sep 5, 2015
Tackles for Loss	1 (2x), Missouri St, Sep 5, 2015

### SUMPTER'S GAME-BY-GAME DEFENSE

Date	Opponent	UT	AT	TOT	TFL	SK	FF	PB	INT
8/30/14	Austin Peay	2	0	2	1.0-4	0-0	0	0	0-0
11/15/14	Tulane	0	0	0	0-0	0-0	0	0	0-0



**#48** **DEFENSIVE END**  
**ERNEST SUTTLES**  
**R-FRESHMAN • SQ**  
**6-5 • 265**  
**TAMPA, FLA.**  
**GAITHER HS**  
**MAJOR: MANAGEMENT**

### HONORS (ACADEMIC/ATHLETIC)

YR	G/S	UT	AT	TOT	PD	FR	FF	TFL	SK	INT
2014	13/6	10	2	12	0	1-0	0	4.0-27	2.0-20	0-0

### SUTTLES' CAREER HIGHS

Tackles	3, Austin Peay, Aug 30, 2014
Tackles for Loss	1 (4x), BYU, Dec 22, 2014
Sacks	1 (2x), Temple, Nov 14, 2014
Fumble Recoveries	1, Austin Peay, Aug 30, 2014

### SUTTLES' GAME-BY-GAME DEFENSE

Date	Opponent	UT	AT	TOT	TFL	SK	FR	PB	INT
8/30/14*	Austin Peay	2	1	3	1-14	1-14	1	0	0-0
9/6/14*	UCLA	1	0	1	0-0	0-0	0	0	0-0
9/20/14*	MTSU	0	0	0	0-0	0-0	0	0	0-0
9/27/14	Ole Miss	2	0	2	1-6	0-0	0	0	0-0
10/4/14*	Cincinnati	1	0	1	0-0	0-0	0	0	0-0
10/11/14*	Houston	0	0	0	0-0	0-0	0	0	0-0
10/25/14	SMU	0	0	0	0-0	0-0	0	0	0-0
10/31/14	Tulsa	1	0	1	0-0	0-0	0	0	0-0
11/7/14	Temple	1	0	1	1-6	1-6	0	0	0-0
11/15/14	Tulane	0	1	1	0-0	0-0	0	0	0-0
11/22/14	USF	1	0	1	0-0	0-0	0	0	0-0
11/29/14	UConn	0	0	0	0-0	0-0	0	0	0-0
12/22/14	BYU	1	0	1	1-1	0-0	0	0	0-0



**#72** **OFFENSIVE LINEMAN**  
**TREVON TATE**  
**R-FRESHMAN • SQ**  
**6-4 • 280**  
**HOUSTON, TEXAS**  
**NORTH SHORE HS**  
**MAJOR: UNDECLARED**

### TATE'S CAREER OFFENSIVE LINE STATISTICS

YR	GAMES/STARTS	PLAYS/TOTAL TEAM PLAYS
2015	1/0	24/81

### TATE'S CAREER HIGHS

Offensive Plays	24, vs Missouri State, Sep 5, 2015
-----------------	------------------------------------

### TATE'S GAME-BY-GAME OFFENSIVE LINE

Date	Opponent	Position - Plays
9/5/15	Missouri St	Right Tackle - 24/81



**#32** **DEFENSIVE BACK**  
**DASHAUGHN TERRY**  
**SOPHOMORE • 1L**  
**6-0 • 190**  
**BLUE SPRINGS, MO.**  
**BLUE SPRINGS HS**  
**IOWA WESTERN JUNIOR COLLEGE**  
**MAJOR: EXERCISE AND SPORT SCIENCE**

### TERRY'S CAREER DEFENSIVE STATISTICS

YR	G/S	UT	AT	TOT	PD	FR	FF	TFL	SK	INT
2014	13/0	16	6	22	2	0-0	1	1.0-2	0-0	1-0
2015	1/1	3	0	3	0	0-0	0	0-0	0-0	0-0
Total	14/1	19	6	25	2	0-0	1	1.0-2	0-0	0-0

### TERRY'S CAREER HIGHS

Tackles	4 (3x), USF, Nov 22, 2014
Tackles for Loss	1, SMU, Oct 25, 2015
Forced Fumbles	1, USF, Nov 22, 2014
Interceptions	1, BYU, Dec 22, 2014

### TERRY'S GAME-BY-GAME DEFENSE

Date	Opponent	UT	AT	TOT	TFL	SK	FF	PB	INT
8/30/14	Austin Peay	0	1	1	0-0	0-0	0	0	0-0
9/6/14	UCLA	0	0	0	0-0	0-0	0	0	0-0
9/20/14	MTSU	0	0	0	0-0	0-0	0	0	0-0

### TERRY'S GAME-BY-GAME DEFENSE

Date	Opponent	UT	AT	TOT	TFL	SK	FF	PB	INT
9/27/14	Ole Miss	0	0	0	0-0	0-0	0	0	0-0
10/4/14	Cincinnati	0	0	0	0-0	0-0	0	0	0-0
10/11/14	Houston	0	0	0	0-0	0-0	0	0	0-0
10/25/14	SMU	2	1	3	1-2	0-0	0	0	0-0
10/31/14	Tulsa	2	0	2	0-0	0-0	0	0	0-0
11/7/14	Temple	4	0	4	0-0	0-0	0	0	0-0
11/15/14	Tulane	4	0	4	0-0	0-0	0	0	0-0
11/22/14	USF	2	2	4	0-0	0-0	1	0	0-0
11/29/14	UConn	1	0	1	0-0	0-0	0	0	0-0
12/22/14	BYU	1	2	3	0-0	0-0	0	0	0-0
9/5/15*	Missouri St	3	0	3	0-0	0-0	0	0	0-0



**#63** **OFFENSIVE LINEMAN**  
**TYLER USELTON**  
**SENIOR • 1L**  
**6-3 • 310**  
**GREAT BEND, KAN.**  
**GREAT BEND HS**  
**BUTLER COMMUNITY COLLEGE**  
**MAJOR: TEACHER EDUCATION**

### USELTON'S CAREER OFFENSIVE LINE STATISTICS

YR	GAMES/STARTS	PLAYS/TOTAL TEAM PLAYS
2014	13/13	823/1012
2015	1/1	57/81
Total	34/9	880/1093

### USELTON'S CAREER HIGHS

Offensive Plays	97, BYU, Dec 22, 2014
-----------------	-----------------------

### USELTON'S GAME-BY-GAME OFFENSIVE LINE

Date	Opponent	Position - Plays
8/30/14*	Austin Peay	Left Guard - 42/82
9/6/14*	UCLA	Left Guard - 77/81
9/20/14*	MTSU	Left Guard - 70/86
9/27/14*	Ole Miss	Left Guard - 34/62
10/4/14*	Cincinnati	Left Guard - 83/94
10/11/14*	Houston	Left Guard - 78/78
10/25/14*	SMU	Left Guard - 42/80
10/31/14*	Tulsa	Left Guard - 68/72
11/7/14*	Temple	Left Guard - 58/68
11/15/14*	Tulane	Left Guard - 32/65
11/22/14*	USF	Left Guard - 60/62
11/29/14*	UConn	Left Guard - 82/85
12/22/14*	BYU	Left Guard - 97/97
9/5/15*	Missouri St	Left Guard - 57/81



**#24** **RUNNING BACK**  
**TEARRIS WALLACE**  
**R-SOPHOMORE • 1L**  
**5-10 • 220**  
**BENTONVILLE, ARK.**  
**BENTONVILLE HS**  
**MAJOR: MARKETING MANAGEMENT**

### WALLACE'S CAREER RUSHING STATISTICS

YR	G/S	NO	YDS	AVG/C	TD	LG	AVG/G
2014	3/0	14	53	3.8	0	7	17.7
2015	1/0	3	12	4.0	0	6	12.0
Total	4/0	17	65	3.9	0	7	16.2

### WALLACE'S CAREER RECEIVING STATISTICS

YR	G/S	NO	YDS	AVG/C	TD	LG	REC/G	AVG/G
2014	3/0	1	1	1.0	0	1	0.3	0.3
2015	1/0	0	0	0.0	0	0	0.0	0.0
Total	4/0	1	1	1.0	0	1	0.2	0.2

### WALLACE'S CAREER HIGHS


Rush Attempts	10, vs Austin Peay, Aug 30, 2014
Rush Yards	37, vs Austin Peay, Aug 30, 2014
Long Rush	7, vs Austin Peay, Aug 30, 2014
Receptions	1, Ole Miss, Sep 27, 2014
Receiving Yards	1, Ole Miss, Sep 27, 2014
Total Offense Attempts	10, vs Austin Peay, Aug 30, 2014
Total Offense Yards	37, vs Austin Peay, Aug 30, 2014
All-Purpose Yards	37, vs Austin Peay, Aug 30, 2014

### WALLACE'S GAME-BY-GAME RUSHING

Date	Opponent	No	Yds	Avg	TDs	LG
8/30/14	Austin Peay	10	37	3.7	0	7
9/6/14	UCLA					Did Not Play
9/20/14	MTSU					Did Not Play
9/27/14	Ole Miss	2	10	5.0	0	5
10/4/14	Cincinnati					Did Not Play
10/11/14	Houston					Did Not Play

## WALLACE'S GAME-BY-GAME RUSHING

Date	Opponent	No	Yds	Avg	TDs	LG
10/25/14	SMU					Did Not Play
10/31/14	Tulsa					Did Not Play
11/7/14	Temple					Did Not Play
11/15/14	Tulane					Did Not Play
11/22/14	USF					Did Not Play
11/29/14	UConn	2	6	3.0	0	4
12/22/14	BYU					Did Not Play
9/5/15	Missouri St	3	12	4.0	0	6



**#30** LINEBACKER  
**SHAREEF WHITE**  
**SOPHOMORE • 1L**  
**6-1 • 235**  
**GRENADE, MISS.**  
**GRENADE HS**  
**MAJOR: UNDECLARED**

## WHITE'S CAREER DEFENSIVE STATISTICS


YR	G/S	UT	AT	TOT	PD	FR	FF	TFL	SK	INT
2014	13/0	13	6	19	1	0-0	0	0-0	0-0	0-0
2015	1/1	0	0	0	0	0-0	0	0-0	0-0	0-0
<b>Total</b>	<b>14/1</b>	<b>13</b>	<b>6</b>	<b>19</b>	<b>1</b>	<b>0-0</b>	<b>0</b>	<b>0-0</b>	<b>0-0</b>	<b>0-0</b>

## WHITE'S CAREER HIGHS

Tackles	6, Tulane, Nov 15, 2014
Pass Break Ups	1, Tulane, Nov 15, 2014

## WHITE'S GAME-BY-GAME DEFENSE

Date	Opponent	UT	AT	TT	TFL	SK	FF	PB	INT
8/30/14	Austin Peay	1	3	4	0-0	0-0	0	0	0-0
9/6/14	UCLA	0	0	0	0-0	0-0	0	0	0-0
9/20/14	MTSU	0	1	1	0-0	0-0	0	0	0-0
9/27/14	Ole Miss	0	0	0	0-0	0-0	0	0	0-0
10/4/14	Cincinnati	1	1	2	0-0	0-0	0	0	0-0
10/11/14	Houston	1	0	1	0-0	0-0	0	0	0-0
10/25/14	SMU	0	1	1	0-0	0-0	0	0	0-0
10/31/14	Tulsa	3	0	3	0-0	0-0	0	0	0-0
11/7/14	Temple	0	0	0	0-0	0-0	0	0	0-0
11/15/14	Tulane	6	0	6	0-0	0-0	0	1	0-0
11/22/14	USF	0	0	0	0-0	0-0	0	0	0-0
11/29/14	UConn	0	0	0	0-0	0-0	0	0	0-0
12/22/14	BYU	1	0	1	0-0	0-0	0	0	0-0
9/5/15*	Missouri St	0	0	0	0-0	0-0	0	0	0-0



**#27** DEFENSIVE BACK  
**DION WITTY**  
**SENIOR • 3L**  
**5-10 • 190**  
**CORAL SPRINGS, FLA.**  
**CORAL SPRINGS HS**  
**MAJOR: SPORT AND LEISURE MANAGEMENT**

## WITTY'S CAREER DEFENSIVE STATISTICS

YR	G/S	UT	AT	TOT	PD	FR	FF	TFL	SK	INT
2012	7/0	0	2	2	0	0-0	0	0-0	0-0	0-0
2013	8/0	7	5	12	2	1-0	0	0.5-1	0-0	1-22
2014	11/2	5	1	6	2	0-0	0	0-0	0-0	0-0
2015	1/0	1	1	2	0	0-0	0	0-0	0-0	0-0
<b>Total</b>	<b>27/2</b>	<b>13</b>	<b>9</b>	<b>22</b>	<b>4</b>	<b>1-0</b>	<b>0</b>	<b>0.5-1</b>	<b>0-0</b>	<b>1-22</b>

## WITTY'S CAREER HIGHS


Tackles	4 (2x), Cincinnati, Oct 4, 2014
Fumbles Recovered	1, Duke, Sep 7, 2013
Tackles for Loss	0.5, at Houston, Oct 12, 2013
Interceptions	1, at USF, Nov 16, 2013
Long Int Return	22, at USF, Nov 16, 2013
Pass Breakups	1 (4x), Tulsa, Oct 31, 2014

## WITTY'S GAME-BY-GAME DEFENSE

Date	Opponent	UT	AT	TT	TFL	SK	FF	PB	INT
9/7/13	Duke	2	0	2	0-0	0-0	0	0	0-0
9/14/13	MTSU	0	0	0	0-0	0-0	0	0	0-0
9/21/13	Arkansas State				Did Not Play				
10/5/13	UCF	0	0	0	0-0	0-0	0	0	0-0
10/12/13	Houston	1	3	4	0.5-1	0-0	0	0	0-0
10/19/13	SMU	0	0	0	0-0	0-0	0	1	0-0
10/30/13	Cincinnati				Did Not Play				
11/9/13	UT Martin	1	1	2	0-0	0-0	0	0	0-0
11/16/13	USF	2	1	3	0-0	0-0	0	1	1-22
11/23/13	Louisville				Did Not Play				
11/30/13	Temple	1	0	1	0-0	0-0	0	0	0-0
12/7/13	UConn				Did Not Play				
8/30/14	Austin Peay	0	0	0	0-0	0-0	0	0	0-0
9/6/14	UCLA	0	0	0	0-0	0-0	0	0	0-0
9/20/14	MTSU				Did Not Play				

## WITTY'S GAME-BY-GAME DEFENSE

Date	Opponent	UT	AT	TT	TFL	SK	FF	PB	INT
9/27/14	Ole Miss				Did Not Play				
10/4/14	Cincinnati	3	1	4	0-0	0-0	0	1	0-0
10/11/14	Houston	0	0	0	0-0	0-0	0	0	0-0
10/25/14*	SMU	0	0	0	0-0	0-0	0	0	0-0
10/31/14*	Tulsa	2	0	2	0-0	0-0	0	1	0-0
11/7/14	Temple	0	0	0	0-0	0-0	0	0	0-0
11/15/14	Tulane	0	0	0	0-0	0-0	0	0	0-0
11/22/14	USF	0	0	0	0-0	0-0	0	0	0-0
11/29/14	UConn	0	0	0	0-0	0-0	0	0	0-0
12/22/14	BYU	0	0	0	0-0	0-0	0	0	0-0
9/5/15	Missouri St	1	1	2	0-0	0-0	0	0	0-0



**#31** DEFENSIVE BACK  
**ANTHONY YOUNG**  
**SOPHOMORE • 1L**  
**6-0 • 200**  
**MEMPHIS, TENN.**  
**WHITE STATION HS**  
**MAJOR: INTERDISCIPLINARY STUDIES**

## YOUNG'S CAREER DEFENSIVE STATISTICS


YR	G/S	UT	AT	TOT	PD	FR	FF	TFL	SK	INT
2014	7/0	5	0	5	0	0-0	0	0-0	0-0	0-0

## YOUNG'S CAREER HIGHS

Tackles	2 (2x), Tulane, Nov 15, 2014
---------	------------------------------

## YOUNG'S GAME-BY-GAME DEFENSE

Date	Opponent	UT	AT	TT	TFL	SK	FF	PB	INT
8/30/14	Austin Peay	2	0	2	0-0	0-0	0	0	0-0
9/6/14	UCLA	0	0	0	0-0	0-0	0	0	0-0
9/20/14	MTSU	1	0	1	0-0	0-0	0	0	0-0
9/27/14	Ole Miss	0	0	0	0-0	0-0	0	0	0-0
10/4/14	Cincinnati				Did Not Play				
10/11/14	Houston				Did Not Play				
10/25/14	SMU				Did Not Play				
11/7/14	Temple				Did Not Play				
11/15/14	Tulane	2	0	2	0-0	0-0	0	0	0-0
11/22/14	USF				Did Not Play				
11/29/14	UConn	0	0	0	0-0	0-0	0	0	0-0
12/22/14	BYU	0	0	0	0-0	0-0	0	0	0-0



**#84** TIGHT END  
**ROBBY YOUNG**  
**R-SOPHOMORE • 1L**  
**6-4 • 255**  
**GERMANTOWN, TENN.**  
**CHRISTIAN BROTHERS HS**  
**MAJOR: MANAGEMENT**

## YOUNG'S CAREER RECEIVING STATISTICS

YR	G/S	NO	YDS	AVG/C	TDs	LG	REC/G	AVG/G
2014	9/0	1	29	29.0	1	29	0.1	3.2
2015	1/0	0	0	0.0	0	0	0.0	0.0
<b>Total</b>	<b>10/0</b>	<b>1</b>	<b>29</b>	<b>29.0</b>	<b>1</b>	<b>29</b>	<b>0.1</b>	<b>2.9</b>

## YOUNG'S CAREER HIGHS

Points Scored	6, SMU, Oct 25, 2014
Touchdowns	1, SMU, Oct 25, 2014
Receptions	1, SMU, Oct 25, 2014
Long Reception	29, SMU, Oct 25, 2014
Receiving Yards	29, SMU, Oct 25, 2014
All-Purpose Yards	29, SMU, Oct 25, 2014

## YOUNG'S GAME-BY-GAME RECEIVING

Date	Opponent	No	Yds	Avg	TDs	LG
8/30/14	Austin Peay	0	0	0.0	0	0
9/6/14	UCLA					
9/20/14	MTSU					
9/27/14	Ole Miss					
10/4/14	Cincinnati	0	0	0.0	0	0
10/11/14	Houston					
10/25/14	SMU	1	29	29.0	1	29
10/31/14	Tulsa	0	0	0.0	0	0
11/7/14	Temple	0	0	0.0	0	0
11/15/14	Tulane	0	0	0.0	0	0
11/22/14	USF	0	0	0.0	0	0
11/29/14	UConn	0	0	0.0	0	0
12/22/14	BYU	0	0	0.0	0	0
9/5/15	Missouri St	0	0	0.0	0	0



**2015 Memphis Football**  
**Memphis Overall Team Statistics (Sept 5, 2015)**  
**All games**



<b>Team Statistics</b>	<b>MEM</b>	<b>OPP</b>
SCORING	63	7
Points Per Game	63.0	7.0
Points Off Turnovers	21	0
FIRST DOWNS	27	10
Rushing	16	3
Passing	9	3
Penalty	2	4
RUSHING YARDAGE	317	18
Yards gained rushing	334	76
Yards lost rushing	17	58
Rushing Attempts	60	30
Average Per Rush	5.3	0.6
Average Per Game	317.0	18.0
TDs Rushing	5	0
PASSING YARDAGE	202	107
Comp-Att-Int	16-21-0	15-25-0
Average Per Pass	9.6	4.3
Average Per Catch	12.6	7.1
Average Per Game	202.0	107.0
TDs Passing	3	1
TOTAL OFFENSE	519	125
Total Plays	81	55
Average Per Play	6.4	2.3
Average Per Game	519.0	125.0
KICK RETURNS: #-Yards	1-30	2-34
PUNT RETURNS: #-Yards	3-84	1-16
INT RETURNS: #-Yards	0-0	0-0
KICK RETURN AVERAGE	30.0	17.0
PUNT RETURN AVERAGE	28.0	16.0
INT RETURN AVERAGE	0.0	0.0
FUMBLES-LOST	0-0	6-3
PENALTIES-Yards	9-92	5-58
Average Per Game	92.0	58.0
PUNTS-Yards	4-186	10-399
Average Per Punt	46.5	39.9
Net punt average	37.5	31.5
KICKOFFS-Yards	10-631	2-130
Average Per Kick	63.1	65.0
Net kick average	39.7	37.5
TIME OF POSSESSION/Game	33:50	26:10
3RD-DOWN Conversions	9/14	2/14
3rd-Down Pct	64%	14%
4TH-DOWN Conversions	1/1	0/0
4th-Down Pct	100%	0%
SACKS BY-Yards	1-6	0-0
MISC YARDS	0	0
TOUCHDOWNS SCORED	9	1
FIELD GOALS-ATTEMPTS	0-0	0-0
ON-SIDE KICKS	0-0	0-0
RED-ZONE SCORES	(7-7) 100%	(1-1) 100%
RED-ZONE TOUCHDOWNS	(7-7) 100%	(1-1) 100%
PAT-ATTEMPTS	(9-9) 100%	(1-1) 100%
ATTENDANCE	41730	0
Games/Avg Per Game	1/41730	0/0
Neutral Site Games		0/0

<b>Score by Quarters</b>	<b>1st</b>	<b>2nd</b>	<b>3rd</b>	<b>4th</b>	<b>OT</b>	<b>Total</b>
Memphis	28	14	14	7	0	63
Opponents	0	0	7	0	0	7



**2015 Memphis Football**  
**Memphis Overall Individual Statistics (Sept 5, 2015)**  
**All games**



Rushing	gp	att	gain	loss	net	avg	td	lg	avg/g
COOPER, Jarvis	1	18	102	0	102	5.7	2	11	102.0
HENDERSON, J	1	15	81	8	73	4.9	1	26	73.0
CRAFT, Sam	1	12	81	9	72	6.0	0	16	72.0
LYNCH, Paxton	1	3	27	0	27	9.0	0	20	27.0
DORCEUS, D	1	6	19	0	19	3.2	2	9	19.0
WALLACE, T	1	3	12	0	12	4.0	0	6	12.0
MILLER, Anthony	1	1	5	0	5	5.0	0	5	5.0
LEE, Darius	1	1	4	0	4	4.0	0	4	4.0
HOLGORSEN, Clay	1	1	3	0	3	3.0	0	3	3.0
Total	1	60	334	17	317	5.3	5	26	317.0
Opponents	1	30	76	58	18	0.6	0	14	18.0

Passing	gp	effic	comp-att-int	pct	yds	td	lg	avg/g
LYNCH, Paxton	1	148.77	8-12-0	66.7	78	1	32	78.0
HOLGORSEN, Clay	1	212.75	7-8-0	87.5	80	1	17	80.0
MAYHUE, Phil	1	799.60	1-1-0	100.0	44	1	44	44.0
Total	1	204.13	16-21-0	76.2	202	3	44	202.0
Opponents	1	109.15	15-25-0	60.0	107	1	28	107.0

Receiving	gp	no.	yds	avg	td	lg	avg/g
FRAZIER, Mose	1	6	89	14.8	2	44	89.0
PROCTOR, R	1	3	51	17.0	0	32	51.0
McKILLION, Greg	1	2	22	11.0	0	17	22.0
OGLESBY, J	1	2	13	6.5	1	9	13.0
MAYHUE, Phil	1	1	16	16.0	0	16	16.0
HURD, Daniel	1	1	6	6.0	0	6	6.0
MILLER, Anthony	1	1	5	5.0	0	5	5.0
Total	1	16	202	12.6	3	44	202.0
Opponents	1	15	107	7.1	1	28	107.0

Punt Returns	no.	yds	avg	td	lg
PROCTOR, R	3	84	28.0	1	63
Total	3	84	28.0	1	63
Opponents	1	16	16.0	0	16

Interceptions	no.	yds	avg	td	lg
Total	0	0	0.0	0	0
Opponents	0	0	0.0	0	0

Kick Returns	no.	yds	avg	td	lg
OGLESBY, J	1	30	30.0	0	30
Total	1	30	30.0	0	30
Opponents	2	34	17.0	0	17

Fumble Returns	no.	yds	avg	td	lg
Total	0	0	0.0	0	0
Opponents	0	0	0.0	0	0





**2015 Memphis Football**  
**Memphis Overall Individual Statistics (Sept 5, 2015)**  
**All games**



Scoring	td	fg	PAT				dxp	saf	pts
			kick	rush	rcv	pass			
COOPER, Jarvis	2	-	-	-	-	-	-	-	12
DORCEUS, D	2	-	-	-	-	-	-	-	12
FRAZIER, Mose	2	-	-	-	-	-	-	-	12
ELLIOTT, Jake	-	-	9-9	-	-	-	-	-	9
PROCTOR, R	1	-	-	-	-	-	-	-	6
HENDERSON, J	1	-	-	-	-	-	-	-	6
OGLESBY, J	1	-	-	-	-	-	-	-	6
Total	9	-	9-9	-	-	-	-	-	63
Opponents	1	-	1-1	-	-	-	-	-	7

Total Offense	g	plays	rush	pass	total	avg/g
LYNCH, Paxton	1	15	27	78	105	105.0
COOPER, Jarvis	1	18	102	0	102	102.0
HOLGORSEN, Clay	1	9	3	80	83	83.0
HENDERSON, J	1	15	73	0	73	73.0
CRAFT, Sam	1	12	72	0	72	72.0
MAYHUE, Phil	1	1	0	44	44	44.0
DORCEUS, D	1	6	19	0	19	19.0
WALLACE, T	1	3	12	0	12	12.0
MILLER, Anthony	1	1	5	0	5	5.0
LEE, Darius	1	1	4	0	4	4.0
Total	1	81	317	202	519	519.0
Opponents	1	55	18	107	125	125.0

Field Goals	fg	pct.	01-19	20-29	30-39	40-49	50-99	lg	blk
FG Sequence	Memphis			Opponents					
Missouri State	-								

Numbers in (parentheses) indicate field goal was made.

Punting	no.	yds	avg	lg	tb	fc	i20	50+	blk
SMITH, Spencer	4	186	46.5	55	1	2	2	2	0
Total	4	186	46.5	55	1	2	2	2	0
Opponents	10	399	39.9	53	0	2	2	2	0

Kickoffs	no.	yds	avg	tb	ob	retn	net	ydln
ELLIOTT, Jake	10	631	63.1	8	0			
Total	10	631	63.1	8	0	17.0	39.7	25
Opponents	2	130	65.0	1	0	30.0	37.5	27



**2015 Memphis Football**  
**Memphis Overall Individual Statistics (Sept 5, 2015)**  
**All games**



All Purpose	g	rush	rcv	pr	kr	ir	total	avg/g
PROCTOR, R	1	0	51	84	0	0	135	135.0
COOPER, Jarvis	1	102	0	0	0	0	102	102.0
FRAZIER, Mose	1	0	89	0	0	0	89	89.0
HENDERSON, J	1	73	0	0	0	0	73	73.0
CRAFT, Sam	1	72	0	0	0	0	72	72.0
OGLESBY, J	1	0	13	0	30	0	43	43.0
LYNCH, Paxton	1	27	0	0	0	0	27	27.0
McKILLION, Gre	1	0	22	0	0	0	22	22.0
DORCEUS, D	1	19	0	0	0	0	19	19.0
MAYHUE, Phil	1	0	16	0	0	0	16	16.0
WALLACE, T	1	12	0	0	0	0	12	12.0
MILLER, Anthon	1	5	5	0	0	0	10	10.0
HURD, Daniel	1	0	6	0	0	0	6	6.0
LEE, Darius	1	4	0	0	0	0	4	4.0
HOLGORSEN,	1	3	0	0	0	0	3	3.0
Total	1	317	202	84	30	0	633	633.0
Opponents	1	18	107	16	34	0	175	175.0



2015 Memphis Football  
Memphis Overall Defensive Statistics (Sept 5, 2015)  
All games



#	Defensive Leaders	gp	Tackles				Sacks no-yds	Pass defense			Fumbles		blkd	
			ua	a	tot	tfl/yds		int-yds	brup	qbh	rcv-yds	ff	kick	saf
33	SUMPTER, P	1	3	.	3	1.0-3	.	.	.	.	.	.	.	.
8	MAULET, Arthur	1	3	.	3	.	.	.	1	.	.	.	.	.
16	McMANIS, Wynton	1	3	.	3	.	.	.	.	.	1-0	.	.	.
32	TERRY, D	1	3	.	3	.	.	.	.	.	.	.	.	.
58	PENNINGTON, D	1	2	.	2	1.0-1	.	.	.	.	.	.	.	.
95	EDWARDS, M	1	1	1	2	0.5-1	.	.	.	.	.	1	.	.
17	MORLEY, Chris	1	1	1	2	.	.	.	.	.	.	.	.	.
34	DILLON, Jackson	1	2	.	2	.	.	.	.	.	1-0	.	.	.
45	ROBINSON, Noah	1	2	.	2	.	.	.	.	1	.	.	.	.
6	AVERY, Genard	1	2	.	2	.	.	.	.	1	.	.	.	.
14	BRADY, Latarius	1	2	.	2	1.0-6	1-6	.	.	.	.	.	.	.
9	COLLINS, Jamil	1	2	.	2	.	.	.	.	.	.	.	.	.
39	BALL, Reggis	1	1	1	2	.	.	.	.	.	.	.	.	.
27	WITTY, Dion	1	1	1	2	0.5-1	.	.	1	.	.	1	.	.
43	JORDAN, Deandre	1	1	.	1	.	.	.	.	.	.	.	.	.
10	NELSON, D	1	1	.	1	.	.	.	.	.	.	.	.	.
12	LANIER, C	1	1	.	1	.	.	.	.	.	.	.	.	.
15	JOHNSON, C	1	1	.	1	.	.	.	.	.	.	.	.	.
13	MONTGOMERY, D	1	1	.	1	.	.	.	.	.	.	.	.	.
91	HUNTER, Ricky	1	1	.	1	.	.	.	.	.	.	.	.	.
41	MORGAN, Trevor	1	1	.	1	.	.	.	.	.	.	.	.	.
93	CROSBY, Cortez	1	1	.	1	.	.	.	.	.	.	.	.	.
97	COOPER, E	1	1	.	1	.	.	.	.	.	.	.	.	.
98	GENTRY, Jared	1	1	.	1	.	.	.	.	.	.	.	.	.
1	NORTHERN, Ty	1	1	.	1	.	.	.	.	.	1-0	.	.	.
7	AKINS, Curtis	1	1	.	1	.	.	.	.	.	.	.	.	.
Total		1	40	4	44	4-12	1-6	.	2	2	3-0	2	.	.
Opponents		1	60	18	78	3-12	0-0	.	.	.	.	.	.	.



# 2015 Memphis Football

## Memphis Individual Season/Career Statistics (Sept 5, 2015)

### All games



#### SEASON

Rushing	gp	att	gain	loss	net	avg	td	lg	avg/g
COOPER, Jarvis	1	18	102	0	102	5.7	2	11	102.0
HENDERSON, J	1	15	81	8	73	4.9	1	26	73.0
CRAFT, Sam	1	12	81	9	72	6.0	0	16	72.0
LYNCH, Paxton	1	3	27	0	27	9.0	0	20	27.0
DORCEUS, D	1	6	19	0	19	3.2	2	9	19.0
WALLACE, T	1	3	12	0	12	4.0	0	6	12.0
MILLER, Anthony	1	1	5	0	5	5.0	0	5	5.0
LEE, Darius	1	1	4	0	4	4.0	0	4	4.0
HOLGORSEN, Clay	1	1	3	0	3	3.0	0	3	3.0
Total	1	60	334	17	317	5.3	5	26	317.0
Opponents	1	30	76	58	18	0.6	0	14	18.0

#### CAREER

Rushing	gp	att	gain	loss	net	avg	td	lg	avg/g
COOPER, Jarvis	14	93	490	10	480	5.2	6	37	34.3
HENDERSON, J	1	15	81	8	73	4.9	1	26	73.0
CRAFT, Sam	21	126	570	65	505	4.0	8	19	24.0
LYNCH, Paxton	26	204	829	354	475	2.3	15	29	18.3
DORCEUS, D	5	52	270	14	256	4.9	6	40	51.2
WALLACE, T	4	17	69	4	65	3.8	0	7	16.2
MILLER, Anthony	1	1	5	0	5	5.0	0	5	5.0
LEE, Darius	1	1	4	0	4	4.0	0	4	4.0
HOLGORSEN, Clay	1	1	3	0	3	3.0	0	3	3.0
Total	1	60	334	17	317	5.3	5	26	317.0
Opponents	1	30	76	58	18	0.6	0	14	18.0

Passing	gp	effic	comp-att-int	pct	yds	td	lg	avg/g
LYNCH, Paxton	1	148.77	8-12-0	66.7	78	1	32	78.0
HOLGORSEN, Clay	1	212.75	7-8-0	87.5	80	1	17	80.0
MAYHUE, Phil	1	799.60	1-1-0	100.0	44	1	44	44.0
Total	1	204.13	16-21-0	76.2	202	3	44	202.0
Opponents	1	109.15	15-25-0	60.0	107	1	28	107.0

Receiving	gp	no.	yds	avg	td	lg	avg/g
FRAZIER, Mose	1	6	89	14.8	2	44	89.0
PROCTOR, R	1	3	51	17.0	0	32	51.0
McKILLION, Greg	1	2	22	11.0	0	17	22.0
OGLESBY, J	1	2	13	6.5	1	9	13.0
MAYHUE, Phil	1	1	16	16.0	0	16	16.0
HURD, Daniel	1	1	6	6.0	0	6	6.0
MILLER, Anthony	1	1	5	5.0	0	5	5.0
Total	1	16	202	12.6	3	44	202.0
Opponents	1	15	107	7.1	1	28	107.0

Total Offense	g	plays	rush	pass	total	avg/g
LYNCH, Paxton	1	15	27	78	105	105.0
COOPER, Jarvis	1	18	102	0	102	102.0
HOLGORSEN, Clay	1	9	3	80	83	83.0
HENDERSON, J	1	15	73	0	73	73.0
CRAFT, Sam	1	12	72	0	72	72.0
MAYHUE, Phil	1	1	0	44	44	44.0
DORCEUS, D	1	6	19	0	19	19.0
WALLACE, T	1	3	12	0	12	12.0
MILLER, Anthony	1	1	5	0	5	5.0
LEE, Darius	1	1	4	0	4	4.0
Total	1	81	317	202	519	519.0
Opponents	1	55	18	107	125	125.0

Scoring	td	fg	PAT				dxp	saf	pts	td	fg	PAT				dxp	saf	pts
			kick	rush	rcv	pass						kick	rush	rcv	pass			
FRAZIER, Mose	2	-	-	-	-	-	-	-	12	6	-	-	-	-	-	-	-	36
COOPER, Jarvis	2	-	-	-	-	-	-	-	12	6	-	-	-	-	-	-	-	36
DORCEUS, D	2	-	-	-	-	-	-	-	12	6	-	-	-	-	-	-	-	36
ELLIOTT, Jake	-	-	9-9	-	-	-	-	-	9	-	37-50	90-90	-	-	-	-	-	201
HENDERSON, J	1	-	-	-	-	-	-	-	6	1	-	-	-	-	-	-	-	6
PROCTOR, R	1	-	-	-	-	-	-	-	6	1	-	-	-	-	-	-	-	6
OGLESBY, J	1	-	-	-	-	-	-	-	6	1	-	-	-	-	-	-	-	6
Total	9	-	9-9	-	-	-	-	-	63									
Opponents	1	-	1-1	-	-	-	-	-	7									

Punt Returns	no.	yds	avg	td	lg	no.	yds	avg	td	lg
PROCTOR, R	3	84	28.0	1	63	3	84	28.0	1	63
Total	3	84	28.0	1	63					
Opponents	1	16	16.0	0	16					



# 2015 Memphis Football

## Memphis Individual Season/Career Statistics (Sept 5, 2015)

### All games



#### SEASON

Kick Returns	no.	yds	avg	td	lg
OGLESBY, J	1	30	30.0	0	30
Total	1	30	30.0	0	30
Opponents	2	34	17.0	0	17

Interceptions	no.	yds	avg	td	lg
Total	0	0	0.0	0	0
Opponents	0	0	0.0	0	0

Fumble Returns	no.	yds	avg	td	lg
Total	0	0	0.0	0	0
Opponents	0	0	0.0	0	0

All Purpose	g	rush	rcv	pr	kr	ir	total	avg/g	g	rush	rcv	pr	kr	ir	total	avg/g
PROCTOR, R	1	0	51	84	0	0	135	135.0	1	0	51	84	0	0	135	135.0
COOPER, Jarvis	1	102	0	0	0	0	102	102.0	14	480	2	0	0	0	482	34.4
FRAZIER, Mose	1	0	89	0	0	0	89	89.0	26	84	891	2	0	0	977	37.6
HENDERSON, J	1	73	0	0	0	0	73	73.0	1	73	0	0	0	0	73	73.0
CRAFT, Sam	1	72	0	0	0	0	72	72.0	21	505	420	0	96	0	1021	48.6
OGLESBY, J	1	0	13	0	30	0	43	43.0	1	0	13	0	30	0	43	43.0
LYNCH, Paxton	1	27	0	0	0	0	27	27.0	26	475	0	0	0	0	475	18.3
McKILLION, Gre	1	0	22	0	0	0	22	22.0	9	4	30	0	0	0	34	3.8
DORCEUS, D	1	19	0	0	0	0	19	19.0	5	256	-2	0	0	0	254	50.8
MAYHUE, Phil	1	0	16	0	0	0	16	16.0	14	0	258	0	0	0	258	18.4
WALLACE, T	1	12	0	0	0	0	12	12.0	4	65	1	0	0	0	66	16.5
MILLER, Anthon	1	5	5	0	0	0	10	10.0	1	5	5	0	0	0	10	10.0
HURD, Daniel	1	0	6	0	0	0	6	6.0	16	0	125	0	0	0	125	7.8
LEE, Darius	1	4	0	0	0	0	4	4.0	1	4	0	0	0	0	4	4.0
HOLGORSEN, C	1	3	0	0	0	0	3	3.0	1	3	0	0	0	0	3	3.0
Total	1	317	202	84	30	0	633	633.0								
Opponents	1	18	107	16	34	0	175	175.0								

Field Goals	att	good	long	blkd	att	good	long	blkd
Total	0	0	0	0				
Opponents	0	0	0	0				

Punting	no.	yds	avg	lg	blk	no.	yds	avg	lg	blk
SMITH, Spencer	4	186	46.5	55	0	62	2521	40.7	58	0
Total	4	186	46.5	55	0					
Opponents	10	399	39.9	53	0					

Kickoffs	no.	yds	avg	tb	ob	no.	yds	avg	tb	ob
ELLIOTT, Jake	10	631	63.1	8	0	147	9299	63.3	80	4
Total	10	631	63.1	8	0					
Opponents	2	130	65.0	1	0					

